WASHINGTON COUNTY
BOARD OF EDUCATION

November 4, 2021

5:30 PM

Central Office

I. **CALL TO ORDER**
II. **Recognition of School System Retirees from 2019-2020 and 2020-2021**
III. **CONSIDERATION OF MEETING AGENDA**
IV. **APPROVAL OF MEETING MINUTES**
   A. **September 30, 2021**
   B. **October 21, 2021 - Called Meeting**
   C. **October 26, 2021 - Workshop**
V. **ANNOUNCEMENTS**
   A. **Tennessee School Boards Association 2021 Annual Convention**
      November 18-21, 2021
   B. **School Visits:**
      November 8, 2021 - Lamar Elementary and South Central Elementary
   C. **New Jonesborough Elementary School Groundbreaking Ceremony**
      November 9, 2021; 4:00 p.m.; 720 North Cherokee Street, Jonesborough
   D. **County Commission Meeting - November 22, 2021; 6:00 p.m.**
   E. **Board Workshop - November 23, 2021; 5:00 p.m.**
   F. **Thanksgiving Break - November 24 - 26, 2021**
VI. **SUPERINTENDENT'S REPORT**
   A. **System News - Student Board Member, Christina Yan**
   B. **Enrollment Update**
   C. **Field Trips Report**
   D. **Maintenance Report**
   E. **Monthly Financials**
   F. **Personnel Report**
   G. **Grants Report**
   H. **Other**
VII. **CONSIDERATION OF CONSENT AGENDA**
   A. **Approval of Purchase Orders**
      1. **PO 4501 - DEMCO**
         $45,861.82; Line Item 141E72620701; Reimbursed by Niswonger Grant
         Purchased through BuyBoard Contract #573-18
         Ridgeview Elementary; Purchase of MooreCo Hieracy Flipz Stools

2. **PO 4502 - Worthington Direct**
   $26,200.70; Line Item 141E72620701; Reimbursed by Niswonger Grant
   Purchased through BuyBoard Contract #573-19
   Lamar Elementary; Purchase of classroom chairs, stools, tables
3. **PO 34198 - Staples**
   $98,990.00; Line Item 142E71100-429-937; funded by ESSER 3.0
   Purchase of TI-84 Calculators
4. **PO 4513 - Ford Of Murreesboro**
   $65,974.00; Line Item 141E72710729; Transportation
   Purchased through State Contract 000072320
   Purchase of 2, 2022 Ford Transit 250 Cargo Vans
5. **PO 5959 - Lakeshore Learning**
   $11,031.72; Line Item 145E-091 General Fund; Reimbursed by Niswonger Rural Grant
   West View; Purchase of Flexible Seating Desks
6. **Purchase Orders $10,000 and over, as submitted**
   Line Item 142 - Federal Projects; Funded by ESSER 1.0, 2.0, 3.0

B. **Bids/Quotes/RFP's**
   1. **Approval for development and release of an RFQ to obtain architect services to create a master plan for athletic facility renovations for Daniel Boone High & David Crockett High**

C. **Out of State/Overnight Field Trip Request**
   1. **David Crockett High:**
      Boys' Basketball: 12/26/21-12/31/21-Tournament in Pensacola,FL
      Boys' Soccer: 3/25/22-4/3/22-Tournaments:Gatlinburg,TN and Foley, AL
      Girls' Basketball: 12/27/21-12/31/21-Tournament in Charleston,SC
      Baseball: 3/31/22-4/2/22-Tournament in Murfreesboro,TN
      Baseball:4/14/22-4/16/22-Tournament in Knoxville, TN
      Cross Country: 11/3/21-11/4/21-TSSAA State Meet in Hendersonville,TN
      Cross Country: 11/26/21-11/27/21-Eastbay South Cross County Champsionsips-Charlotte,NC
   2. **Daniel Boone High:**
      Reflections; All-East Honor's Choir; November 18-20, 2021; Maryville College
   3. **David Crockett High:**
      Madrigal Singers; All-East Honor's Choir; November 18-20, 2021; Maryville College
   4. **David Crockett High:**
      Cheerleaders selected to participate in Pearl Harbor Parade; December 4-10, 2021; Honolulu, Hawaii

D. **Contracts/Agreements**

1. **Approval for Energy Systems Group to complete HVAC Upgrades at Daniel Boone High & David Crockett High**
   Line Item 142E-76100-707-937; Funded with ESSER 3.0
2. **Boones Creek Elementary Playground Project; Great Southern Recreation ($299,905.99)**
   Line Item 142E-76100-799-934; Purchased through Omnia Partners contract #R170304
   Funded by ESSER 2.0

E. **Acceptance of FY21 School Activity Report**

F. **Approval of Updated Education Capital Projects Plan for FY2022-FY2026**

G. **JOB DESCRIPTIONS**
   1. **Social Worker Job Description**
   2. **Career Coach Job Description**

H. **LEA Compliance Report**

I. **2021-2022 Board Committees**

VIII. **DISCUSSIONS/PRESENTATIONS**

A. **Review of RFQ and consideration of a realtor for the sale of Boones Creek Middle Property**

B. **Consider approval to enter into an agreement with Baseline Sports Construction (Knoxville, Tennessee) for the turnkey installation of Shaw Sports Turf at Daniel Boone High School and David Crockett High School per Sourcewell Contract #060518-SII, funded by County Education Capital Funds.**

C. **Resolution Opposing Partisan Elections of School Board Members**

IX. **Policy**

A. **1.404 Budget Committee (Delete)**

B. **1.405 Policy Committee (Delete)**

C. **1.406 Long Range Planning Committee (Delete)**

D. **1.407 Special Projects Committee (Delete)**

E. **1.409 Board Committees (First Reading)**

F. **6.200 Attendance (First Reading)**

X. **WCEA Representative: Appreciation for school visits and efforts to advocate for BEP formula changes.**

XI. **ADJOURNMENT**

WASHINGTON COUNTY BOARD OF EDUCATION

September 30, 2021; 5:30 PM; Board Room of the Central Office

Those present were Chairman Jason Day, Vice-Chair Mike Masters, Mary Beth Dellinger, Whitney Riddle, David Hammond, Keith Ervin, Chad Fleenor, and Annette Buchanan. Mitch Meredith was absent.

I. CALL TO ORDER

Chairman Day called the meeting to order. Following a moment of silence, Mr. Ervin led the pledge to the flag.

Chairman Day recognized Catherine Rongo who was present to address the Board regarding the required mask mandate for adults.

II. CONSIDERATION OF MEETING AGENDA

Chad Fleenor moved for approval of the meeting agenda. Mike Masters seconded the motion, which carried on roll call vote:

Mitch Meredith: absent; Mike Masters: yes; Whitney Riddle: yes; Keith Ervin: yes; Annette Buchanan: yes; Jason Day: yes; Mary Beth Dellinger: yes; Chad Fleenor: yes; David Hammond: yes

IV. RECOGNITIONS

Superintendent Boyd introduced the 2021-2022 student board members.

A. 2021-2022 Student Board Members

1. Christina Yan - Daniel Boone High
2. Clayton Moorhouse - Daniel Boone High
3. Mary Beth Collette - David Crockett High
4. Jay Caldwell - David Crockett High

III. APPROVAL OF MEETING MINUTES

A. September 2, 2021

B. September 2, 2021 - Public Hearing for Family Life Curriculum

C. September 16, 2021

D. September 23, 2021 - Called Meeting

E. September 23, 2021 – Workshop

Mike Masters moved for approval of the minutes, as submitted. Chad Fleenor seconded the motion, which carried on roll call vote: Mitch Meredith: absent; Mike Masters: yes; Whitney Riddle: yes; Keith Ervin: yes; Annette Buchanan: yes; Jason Day: yes; Mary Beth Dellinger: yes; Chad Fleenor: yes; David Hammond: yes

V. ANNOUNCEMENTS

Fall Break - October 1 - October 8
School Visits
October 12 - Sulphur Springs/Fall Branch
October 15 - Asbury/Boones Creek
October 18 - Jonesborough Elementary/Jonesborough Middle
October 21 - West View/Grandview
October 28 - David Crockett/Daniel Boone
Musket Bowl at Daniel Boone High
October 22
Retirement Celebration
October 25
Board Workshop
October 26

VI. SUPERINTENDENT'S REPORT

A. Enrollment Update

B. Field Trips Report

C. Financials Report

1. August Financials: General Fund, Federal Fund, and School Nutrition Fund. Sales Tax Analysis

D. Grants Report

E. Maintenance Updates

F. Personnel Report

G. Other

VII. CONSIDERATION OF CONSENT AGENDA

Whitney Riddle moved for approval of the consent agenda. Mike Masters seconded the motion which carried on roll call vote: Mitch Meredith: absent; Mike Masters: yes; Whitney Riddle: yes; Keith Ervin: yes; Annette Buchanan: yes; Jason Day: yes; Mary Beth Dellinger: yes; Chad Fleenor: yes; David Hammond: yes

A. Purchases

1. Purchase of radios from, Motorola Solutions, for school buses funded through the Safe Schools Grant ($130,449.28), as submitted. Funding: 141E72130790 (Other Student Support/Other Equipment)

2. Approval of School Nutrition Equipment Purchases and agreement for architect services of Thompson & Litton, as submitted. Funding: County Capital Educational Funds

B. Bids/Quotes/RFP's

1. Award low bid of $9,943.50 to Office Planning Group (Gray,TN) for office furnishings in the School Nutrition and Academics Department, as submitted. Funding: 141E72610499 (Office of Plant/Other Supplies)

2. Approval to develop and release an RFP for the sale of Boones Creek Middle Property

C. Out of State/Overnight Field Trip Request

1. Jonesborough Middle School - Overnight Request
Rocky Top Sports World; October 23-24, 2021

D. Contracts/Agreements

1. Approval of a Cooperative Purchasing Network Memberships:

BuyBoard, Sourcewell, PEPPM Cooperative Purchasing, Tennessee Statewide Contracts,

TIPS-USA, SAMS(Nutrition), Landscape Structures, Omnia Partners

2. Approval of contract with Education Elements for the ESSER Planning Grant

Funding: 142E72210-399-936 (Instruction/Other Contracted Services)

3. Tusculum Agreement for Student Teacher Placements

E. Board of Education Five-Year Strategic Plan

VIII. DISCUSSIONS/PRESENTATIONS

A. Boones Creek Playground Plan

David Hammond moved to fund the Boones Creek Elementary playground proposal with ESSER funds up to $300,000.00 with Superintendent Boyd's final approval of the playground plan. Mike Masters seconded the motion which carried on roll call vote: Mitch Meredith: absent; Mike Masters: yes; Whitney Riddle: yes; Keith Ervin: yes; Annette Buchanan: yes; Jason Day: yes; Mary Beth Dellinger: yes; Chad Fleenor: yes; David Hammond: yes

Funding: ESSER 2.0 – 142E76100-304-934 (Capital Outlay Architects)

B. Approval of COVID Sick Leave Recovery Bank for SY 2021-2022

Mary Beth Dellinger moved for approval of COVID-19 Sick Leave Relief Bank for employees for SY2021-2022, retroactive to July 1, 2021, as submitted. Annette Buchanan seconded the motion which carried on roll call vote: Mitch Meredith: absent; Mike Masters: yes; Whitney Riddle: yes; Keith Ervin: yes; Annette Buchanan: yes; Jason Day: yes; Mary Beth Dellinger: yes; Chad Fleenor: yes; David Hammond: yes

C. 2021-2022 Board Committees

Mr. Boyd recommended the Board consider only assigning committees required by MOU and state law. He said it would require changing some Board policies to absorb those committees currently required by policy. Mr. Boyd and Chairman Day will finalize and present committee assignments at the next workshop.

D. ESSER 3.0

Mr. Boyd said approval of ESSER 3.0 had been received this afternoon. He noted the significant item was the HVAC upgrades. He reminded the Board this allowed to replace the allocated funds for the HVAC needs in the Educational Capital Fund Plan, with stadium renovations for Daniel Boone High and David Crockett High.

Chad Fleenor moved for the Athletic Directors, Superintendent Boyd, 4 student board members, and both high school principals to develop a plan for the stadium renovations and present a plan for Board's consideration. Mike Masters seconded the motion, which carried on roll call vote: Mitch Meredith: absent; Mike Masters: yes; Whitney Riddle: yes; Keith Ervin: no; Annette Buchanan: no; Jason Day: yes; Mary Beth Dellinger: yes; Chad Fleenor: yes; David Hammond: yes

E. Jonesborough School Building Project

Mr. Boyd reported the Jonesborough School Project had been approved by the Town of Jonesborough and the County Commission to move forward. Mr. Boyd said equipment should be on site soon.

Mr. Masters asked if it would be appropriate to move forward on playground equipment for the new Jonesborough School.

Mr. Boyd suggested keeping the equipment on the forefront.

Chairman Day said possibility of obtaining grants could be an option.

Mr. Boyd said there may also be contingency funds.

F. TCAT Partnership Update

Mr. Boyd said the partnership was on a holding pattern in Nashville. Ensuring necessary contacts have been made and waiting for a media event for the official signing of the partnership.

IX. ADJOURNMENT

SPECIAL CALLED MEETING

WASHINGTON COUNTY BOARD OF EDUCATION

October 21, 2021; 12:30 PM

Central Office

The Washington County Board of Education met in a called session on October 21, 2021 at 12:30 PM in the Central Office. Attendance is as follows: **Present:** Annette Buchanan, Jason Day, Mary Beth Dellinger, Keith Ervin, Chad Fleenor, David Hammond, Mike Masters, Mitch Meredith, Whitney Riddle..

I. Call to Order

Chairman Day called the meeting order.

II. Review and Consideration of School Board Voting Districts

Chris Pape of the Washington County Zoning & Planning Office presented proposed voting district maps for the School Board. The redistricting will be considered at the October 25, 2021 County Commission meeting.

Mr. Pape explained the School Board districts fall under the deviation rule and share the same County Commission districts. He said districts are required to change.

The Board viewed the districts and offered suggestions.

Mary Beth Dellinger moved to go with amended voting district map that changed districts 5 and 7. Keith Ervin seconded the motion, which failed on roll call vote:
Jason Day: abstain, Chad Fleenor: abstain, David Hammond: abstain, Mitch Meredith: abstain, Keith Ervin: no, Mike Masters: no, Whitney Riddle: no, Annette Buchanan: yes, Mary Beth Dellinger: yes

III. Adjournment

WASHINGTON COUNTY BOARD OF EDUCATION

The Washington County Board of Education met for a workshop session on October 26, 2021 at 5:00 p.m. in the Conference Room of the Central Office. Those present were Chairman Jason Day, Vice-Chair Mike Masters, Mary Beth Dellinger, Whitney Riddle, David Hammond, Keith Ervin, Chad Fleenor, Mitch Meredith, and Annette Buchanan.

I. CALL TO ORDER

Chairman Day called the meeting to order.

II. Long - Range Facilities Planning Interviews

The Board received presentations from the following companies to provide a long-range facilities study for the school system: MHM/Cooperative Strategies(Knoxville,TN), Roth IAMS(St.Petersburg,FL),Lewis Group Architects(Knoxville,TN), MGT Consulting(Tampa,FL), Cain Rash West(Kingsport,TN), Thompson & Litton(Bristol,TN).

Following the presentations, the Board discussed each firm and their services. It was requested for Superintendent Boyd to check references for the Lewis Group Architects. The Board will continue review of the proposals and revisit at the next workshop.

III. ACADEMICS

IV. BUSINESS/FINANCE

A. Financials

CFO, Brad Hale, presented the General, Federal, and School Nutrition financials for the month of September.

B. Review of School Activity Funds

Mr. Hale presented each Board member a copy of the School Audit Reports.

B. Education Capital Fund 5 year Plan

Mr. Hale presented an updated Educational Capital Fund 5 year Plan. The Board will consider the plan for approval at the November 4 Board meeting.

Mr. Hale presented purchase orders over $10,000.00. The Board will consider for approval the purchase orders at the November 4 meeting.

V. OPERATIONS

A. LEA Compliance Report

B. Maintenance Updates

The Board reviewed the status of the ionization implementation as of October 18:

Boones Creek Elem. 100%
Daniel Boone HS 100%

David Crockett HS	**100%**
Grandview Elem.	**100%**
Lamar Elem.	**100%**
Ridgeview Elem.	**100%**
South Central Elem.	**100%**
Sulphur Springs	**100%**
West View Elem.	**100%**
Gray Elem.	*0%*
Asbury School	*0%*
Fall Branch	*0%*
Jonesborough Elem	*0%*
Jonesborough Mid.	*0%*
Midway School	*0%*

Also shared was the gym floor replacement at South Central Elementary was completed. The contractor will begin sanding the new floor this week.

Mr. Fleenor asked for a follow up on the stoves that were initially purchased for the culinary program at David Crockett High.

Dr. Jarrod Adams explained the classroom was not conducive to install the stoves. He said an estimated of $250,000.00 had been received to bring the stoves up to code for use in the classroom space, such as requirement for hoods to be installed.

Mr. Fleenor asked if the program could be relocated to another area. Dr. Adams answered evaluation relocation had occurred to use the previous paint booth area. It was determined it would require retrofitting and configuring the classroom for use.

C. Stadium Renovations

The Board began discussion on the stadium renovations at Daniel Boone High and David Crockett High.

Mr. Fleenor asked the next step to move forward.

Mr. Boyd suggested for the Board to obtain architect services and determine exactly what is desired for the renovations. Mr. Boyd noted the Athletic Directors Danny Good and Josh Kite were present.

Mr. Riddle suggested completing renovations in phases, beginning with turf installation and to develop a master plan for the next 3-5 years.

Athletic Directors said restrooms, storage, locker room space, home side bleachers, and ticket booth reconfigurations were items to keep in mind.

Discussion was held to turf all areas that fall inside the tracks or only end zone to end zone of the football fields. Mr. Kite said extra expense would occur if turfed completely. Mr. Good said an option to consider would be to turf one end and leave the other end as is.

The Board requested two quotes to be provided at the November 4 meeting; complete turf and end zone to end zone only. Moving forward with synthetic turf installation was placed as an action item for the November 4 meeting. Also placed as an action item was to obtain architect services to develop a master plan for the athletic projects. It was requested for the Athletic Directors to compile a list of needs and requests for the outdoor athletic facilities.

1. Bleacher Replacements

1. Bleachers Upgrades

2. Synthetic Turf Installation

D. Boones Creek Elementary Playground Proposal

The Board reviewed the proposed sites and equipment for grades Prek-1, 2-4, and 5-8 playgrounds, cost $299,905.99.

Jake Peterman of Great Southern Recreation was present.

The playground plan was placed as an action item for the November 4th meeting.

D. HVAC Upgrades at Daniel Boone High and David Crockett High

Mr. Boyd reminded the upgrades would be funded with ESSER 3.0. Mr. Boyd recommended to move forward with the projects using Energy Systems Group to complete the work.

Energy Systems Group to complete the upgrades was placed as an action item for November 4.

E. RFQ for sale of Boones Creek Middle Property

Mr. Boyd said the deadline for RFQs was October 27, the next day, at 2:00 p.m. Consideration of a firm for the selling the property will be an action item November 4th.

VI. STUDENT SUPPORTS

Mr. Boyd noted it is required by policy for the Board to approve job descriptions for new positions. Both job descriptions will be considered at the November 4 meeting.

A. Social Worker Job Description

B. Career Coach Job Description

VII. SUPERINTENDENT

A. 2021-2022 Board Committees

As a follow up from previous discussion of omitting committees not required by law, policy, or MOU, the Board reviewed the following policies for deletion. Mr. Boyd recommended to also to amend policy 1.409 Board Committees to read "may operate with committees" in place of "shall." This allowing of omitting such committees not required. Mr. Boyd also recommended the calendar committee structure to include parents on the committee and to allow all staff and parents an opportunity to provide input on selecting a calendar.

The Board also reviewed policy 6.200 Attendance. Ms. Buchanan referenced the phrase in the "make up work" section of the policy; *Any student whose absence is unexcused will be expected to make up the work missed or due on dates of absence.* Ms. Buchanan suggested wording to include "excused" absences to make it clear excused absences are also expected to complete make up work.

All policies were placed for action at the November 4 meeting.

B. Policy Review

1. 1.404 Budget Committee (Delete)

2. 1.405 Policy Committee (Delete)

3. 1.406 Long Range Planning Committee (Delete)

4. 1.407 Special Projects Committee (Delete)

5. 1.409 Board Committees (First Reading)

6. 6.200 Attendance (First Reading)

C. Meeting Minutes

1. Regular Meeting - September 30, 2021

2. Called Meeting - October 21, 2021

Approval of minutes will be an action item for November 4th.

VIII. ADJOURNMENT

SCHOOL	DATE	EVENT	LOCATION	OPPONENT	TIME
November Calendar - Dis	**nber 24-26, 2021**	**Thanksgiving Break**			
	7-Nov-21	**Daylight Savings Time Ends**			
		Middle School Basketball			
		*JV Girls start at 5PM - JV Boys Immediately After			
		Varsity Girls start at 6:15PM - Varsity Boys Immediately After			
		Unless Otherwise Noted*			
	11-Nov-21	**Midterms**			
		Veteran's Day			
Asbury					
Boones Creek Elementary	1-Nov-21	Varsity Girls Basketball	DCHS		6:15PM
	2-Nov-21	Beta Club			7:45AM
	4-Nov-21	Student Council			7:45AM
	12-Nov-21	Book Fair			8:45AM - 3:30PM
	13-Nov-21	Varsity Girls and Boys Basketball	Away	Grandview	4PM
	15-Nov-21	JV Boys/Varisty Girls and Boys Basketball	Away	Lamar	5PM
	November 15 - 19, 2021	Book Fair			8:45AM - 3:30PM
	16-Nov-21	Book Fair			5PM - 6:30PM
		Literacy Night K-3rd			6:30PM - 7PM
	18-Nov-21	JV Girls and Boys/Varisty Girls and Boys Basketba	Home		5PM
	20-Nov-21	Varisty Girls and Boys Basketball	Home		3PM
	22-Nov-21	JV Girls and Boys/Varisty Girls and Boys Basketba	Home (Homecoming)		5PM
	29-Nov-21	JV Girls and Boys/Varisty Girls and Boys Basketba	Away	Jonesborough	5PM
Fall Branch Elementary					
Grandview Elementary					
Gray Elementary	ovember 1 - 5, 2021	Book Fair			
	15-Nov-21	Basketball	Away	Rogersville City	5PM
	17-Nov-21	8th Grade TCAT Field Trip			

	18-Nov-21	8th Grade Pre-ACT			
		Basketball	Home	Lamar	5PM
	22-Nov-21	Basketball	Away	BCES	5PM
	29-Nov-21	Basketball	Home	Sulphur Springs	5PM
Jonesborough Elementary					
Jonesborough Middle					
Lamar Elementary	3-Nov-21	Picture Re-takes and Winter Sports Pics			
	9-Nov-21	Basketball	Away	Providence	5PM
	10-Nov-21	Health Screenings			
	15-Nov-21	Yearbooks Go On Sale			
		Basketball	Home	BCES	5PM
	18-Nov-21	Basketball	Away	Gray	5PM
	19-Nov-21	Fun Friday - Concessions will be sold			
	22-Nov-21	Basketball	Away	Sulphur Springs	5PM
	29-Nov-21	Basketball	Home	Ridgeview	5PM
Ridgeview Elementary					
South Central Elementary	vember 8 - 12, 2021	Book Fair			7:30PM - 3:30PM
	11-Nov-21	Basketball	Away	West View	5PM
		Moon Pie Fundraiser Begins			
	15-Nov-21	Basketball	Away	West View	5PM
	18-Nov-21	Basketball	Away	Surgoinsville	5PM
	22-Nov-21	Basketball	Away	West View	5PM
	29-Nov-21	Basketball	Away	West View	5PM
	30-Nov-21	Moon Pie Fundraiser Ends			
Sulphur Springs Elementary	15-Nov-21	Basketball	Home	Jonesborough	5PM
	16-Nov-21	Athletic Booster Club Meeting			6PM
	18-Nov-21	Basketball	Away	Bulls Gap	5PM
	22-Nov-21	Basketball	Home	Lamar	5PM
		Girl Scouts Meeting			5:45PM
	29-Nov-21	Basketball	Away	Gray	5PM

West View Elementary	15-Nov-21	Basketball	Home	North Greene	5PM
	16-Nov-21	PTO Meeting			5PM
	18-Nov-21	Basketball	Away	Surgoinsville	5PM
	22-Nov-21	Basketball	Home	Rogersville	5PM
	29-Nov-21	Basketball	Away	Fall Branch	5PM
Daniel Boone High School					
David Crockett High School	2-Nov-21	Freshmen Screenings			8AM
	November 3-9, 2021	National French Week			
	8-Nov-21	Well Child Screenings			
		ASVAB Test Interpretation			10:35AM
	9-Nov-21	UETCSA Cosmetology Competition			
		WorkKeys Test for Seniors			8AM
		Knoxville College Representative			11:25AM
	10-Nov-21	Underclassmen Picture Re-takes			9:30AM
		Winter Sports Media Day			1:30PM - 2:45PM
	13-Nov-21	Wrestling Pre-season Tournament			
	17-Nov-21	All East Honor Choir			
	18-Nov-21	Basketball HOF Game	Away	Hancock County	
	20-Nov-21	Boys Basketball HOF Game	Away	Johnson County	
		Girls Basketball HOF Game	Home	Chuckey Doak	
	21-Nov-21	Madrigals at Dillow Taylor Memorial Service			
	November 22-27, 2021	Hardee's Classic Basketball Tournament			
	23-Nov-21	Karaoke			
	30-Nov-21	Basketball	Away	Morristown West	

We Are Washington County

October 2018

Herald&Tribune
JONESBOROUGH, TENNESSEE

Trailblazers Win 2021 Musket Bowl and Gains Top Spot in 1-5A Region

Johnson City Press

Daniel Boone High School MCJROTC Team Finishes First in Local 5K

TimesNews
Local.
Trusted.
Real.

Boone, Crockett repeat as Region 1 cross country champs

TimesNews

Local.
Trusted.
Real.

Gray Elementary is ranked No. 50, and Ridgeview Elementary ranked No. 57 U.S. News 2022 Tennessee Middle Schools

Daniel Boone High Schools hosts trunk-or-treat

School	-2	-1	K	1	2	3	4	5	6	7	8	9	10	11	12	Total
Boones Creek Elementary School		24	107	77	115	94	77	75	78	79	83					**809**
Daniel Boone High School												289	309	328	313	**1239**
David Crockett High School												313	326	276	332	**1247**
Fall Branch Elementary School			26	41	21	27	24	32	24	25	28					**248**
Gray Elementary School		21	61	54	60	48	51	62	42	68	58					**525**
Grandview Elementary School	13	44	54	69	60	51	73	74	66	65	65					**634**
Jonesborough Elementary School		1	95	96	83	96	86									**457**
Jonesborough Middle School								97	101	99	103					**400**
Lamar Elementary School		20	44	39	48	41	38	38	45	43	41					**397**
Ridgeview Elementary School	12	34	67	77	64	87	99	80	89	71	76					**756**
South Central Elementary School			29	25	20	12	17	18	32	25	39					**217**
Sulphur Springs Elementary School		1	45	32	40	37	34	37	33	39	41					**339**
University School			20	20	20	22	25	47	53	52	52	72	71	81	71	**606**
West View Elementary School		1	31	31	36	25	37	37	38	37	49					**322**
Tennessee Virtual Learning Academy									18	14	13	16	11	14	23	**109**
District Total	**25**	**146**	**579**	**561**	**567**	**540**	**561**	**597**	**619**	**617**	**648**	**690**	**717**	**699**	**739**	**8305**

SCHOOL	DATE	DESTINATION	LOCATION	GRADE LEVEL	TIME AWAY
Boones Creek Elementary	24-Aug-21	Appalachian Fairgrounds	Gray, TN	Grade 3	Day
	12-Oct-21	Fender's Farm	Jonesborough, TN	Grades Pre-K - 8	Day
	13-Oct-21	Fender's Farm	Jonesborough, TN	Grades Pre-K - 8	Day
	15-Oct-21	Fender's Farm	Jonesborough, TN	Grades Pre-K - 8	Day
	12-15-Oct-2021	Fender's Farm	Jonesborough, TN	Grades Pre-K - 8	Day
	16-Nov-21	Rocky Mount	Piney Flats, TN	Grade 2	Day
Fall Branch Elementary	24-Aug-21	Appalachian Fairgrounds	Gray, TN	Grade 3	Day
	24-Aug-21	Appalachian Fairgrounds	Gray, TN	Grades 1; 5; 7	Day
	25-Aug-21	Appalachian Fairgrounds	Gray, TN	Grades 2; 4; 6; 8	Day
	19-Oct-21	RCAM & ETSU	Kingsport, TN & Johson City, TN	Grade 8	Day
	18-Nov-21	Bays Mountain Park; Lunch at Golden Corral	Kingsport, TN & Johson City, TN	Grade 7	Day
Grandview Elementary	8-Sep-21	ETSU School of Music	Johnson City, TN	Grade 8	Day
	21-Sep-21	Upper East Sectional State Qualifier - Cross Country Team	Greeneville, TN	Grade 6-8	Day
	9-Oct-21	Anderson County Volleyball Tournament - Anderson County HS	Clinton, TN	Grade 6-8	Day
	20-Oct-21	Downtown Jonesborough - Heritage Alliance	Jonesborough, TN	Grade 5	Day
	22-Oct-21	Fender's Farm	Jonesborough, TN	Grade Pre-K	Day
	28-Oct-21	Stickley Farms	Bluff City, TN	Grade K	Day
	9-Nov-21	Andrew Johnson's Home; Nathanael Greene Museum; Harden Park	Greeneville, TN	Grade 5	Day
	17-20-May-2022	8th Grade Trip	Washington, D. C.	Grade 8	Overnight
Gray Elementary	24-Aug-21	Appalachian Fairgrounds	Gray, TN	Grade 3	Day
	21-Sep-21	Upper East Sectional State Qualifier - Cross Country Team	Greeneville, TN	Grade 6-8	Day
	22-Oct-21	Fender's Farm	Jonesborough, TN	Grade 1	Day
Jonesborough Elementary	25-Aug-21	Appalachian Fairgrounds	Gray, TN	Grade 3	Day
	15-Oct-21	Stickley Farms	Bluff City, TN	Grade 1	Day
	29-Oct-21	Fender's Farm	Jonesborough, TN	Grade K	Day
	3-Nov-21	Quantum Leap Trampoline Park	Johnson City, TN	Grade K-4	Day
	4-Nov-21	Quantum Leap Trampoline Park	Johnson City, TN	Grade K-4	Day
Jonesborough Middle	8-Sep-21	ETSU School of Music	Johnson City, TN	Grade 8	Day
	23-24-Oct-2021	Rocky Top Sports World	Gatlinburg, TN	Grades 6-8	Overnight
Lamar Elementary	25-Aug-21	Appalachian Fairgrounds	Gray, TN	Grade 3	Day
	8-Sep-21	ETSU School of Music	Johnson City, TN	Grade 8	Day
	29-Sep-21	Fender's Farm	Jonesborough, TN	Grade K-7	Day

	22-Oct-21	Fender's Farm	Jonesborough, TN	Grade K	Day
	16-Nov-21	Gray Fossil Site; Lunch at Golden Corral	Gray, TN & Johnson City, TN	Grade 5	Day
	15-Dec-21	Jonesborough Repertory Theatre - A Christmas Carol	Jonesborough, TN	Grades 6-8	Day
Ridgeview Elementary	25-Aug-21	Appalachian Fairgrounds	Gray, TN	Grade 3	Day
	21-Sep-21	Upper East Sectional State Qualifier - Cross Country Team	Greeneville, TN	Grade 6-8	Day
	24-Sep-21	Fender's Farm	Jonesborough, TN	Grade K	Day
	29-Oct-21	Stickley Farms	Bluff City, TN	Grade 1	Day
South Central Elementary	8-Sep-21	ETSU School of Music	Johnson City, TN	Grade 8	Day
	21-22-Oct-2021	Paradise Acres Family Fun Park - EPIC Rewards	Johnson City, TN	Grades K-8	Day
	28-Oct-21	West View - Sports Pictures	Limestone, TN	Grades 6-8	Day
	29-Oct-21	Fender's Farm	Jonesborough, TN	Grade K	Day
Sulphur Springs Elementary	25-Aug-21	Appalachian Fairgrounds	Gray, TN	Grade 3	Day
	7-Mar-22	Eastman's Toy F. Reid Employee Center (Charlotte's Web)	Kingsport, TN	Grade K	Day
University School					
West View Elementary	8-Sep-21	ETSU School of Music	Johnson City, TN	Grade 8	Day
Daniel Boone High School	25-Aug-21	Ron Ramsey Center	Blountville, TN	Grades 11-12	Day
	25-Aug-21	TCAT Elizabethton	Elizabethton, TN	Grades 11-12	Day
	25-Aug-21	Bays Mountain Park	Kingsport, TN	Grades 9-12	Day

	27-Aug-21	Appalachian Fairgrounds	Gray, TN	Grades 9-12	Day
	27-Aug-21	Appalachian Fairgrounds	Gray, TN	Grades 9-12	Day
	13-Sep-21	Camp ACC *Moved to 10-25-2021*	Unicoi, TN	Grades 9-12	Day
	14-Sep-21	Washington County Ag Partnership Leadership and Career Tour	Washington County, TN	Grades 11-12	Day
	16-Sep-21	Watauga District Land Evaluation CDE	Sullivan County	Grades 9-12	Day
	17-18-Sep-2021	Volunteer Season Opener Air Rifle Match - Volunteer HS	Church Hill, TN	Grades 9-12	Day
	18-Sep-21	Vallie View 5K Obstacle Run - Vallie View Farm	Chuckey, TN	Grades 9-12	Day
	23-Sep-21	TCAT Elizabethton	Elizabethton, TN	Grade 12	Day
	25-Sep-21	DBHS Drill Jamboree - DBHS	Gray, TN	Grades 9-12	Day
	28-Sep-21	La Carreta - Spanish Lab - Practice Spanish language	Gray, TN	Grades 10-11	Day
	29-Sep-21	Watauga District Forestry CDE	Carter County	Grades 9-12	Day
	29-Sep-21	La Carreta - Spanish Lab - Practice Spanish language	Gray, TN	Grades 10-11	Day
	29-Sep-21	Ballad Health JCMCH and VA	Johnson City, TN	Grades 11-12	Day
	30-Sep-21	Appalachian Fairgrounds	Gray, TN	Grades 11-12	Day
	30-Sep-21	La Carreta - Spanish Lab - Practice Spanish language	Gray, TN	Grades 10-11	Day
	1-Oct-21	East Tennessee Land Evaluation	Knoxville, TN	Grades 9-12	Day
	2-Oct-21	Duck Island Orienteering "Beginners" - Warriors Path State Park	Kingsport, TN	Grades 9-12	Day
	2-Oct-21	Volunteer HS Orienteering "Intermediate" - Warriors Path State Park	Kingsport, TN	Grades 9-12	Day
	7-8-Oct-21	Montgomery Bell Academy Air Rifle Match	Nashville, TN	Grades 9-12	Overnight
	13-16-Oct-21	Trailblazer Shoulder to Shoulder Air Rifle Match - DBHS	Gray, TN	Grades 9-12	Day
	15-Oct-21	El Vendao Tienda Guatemalteca (Grocery Store)	Johnson City, TN	Grades 11-12	Day
	16-Oct-21	Dollywood - Key Club Fall Rally	Pigeon Forge, TN	Grades 9-12	Day
	19-Oct-21	UT Engineers Day - Arch & Engr Design	Knoxville, TN	Grades 9-12	Day
	21-23-Oct-21	McDowell HS Shoulder to Shoulder Match - McDowell HS	Marion, NC	Grades 9-12	Overnight
	23-Oct-21	Science Hill HS Drill Meet	Johnson City, TN	Grades 9-12	Day
	25-Oct-21	Camp ACC *Moved from 9-13-2021*	Unicoi, TN	Grades 9-12	Day
	27-Oct-21	The Barter Theatre	Abingdon, VA	Grades 10-12	Day
	29-Oct-21	Appalachian Shoulder to Shoulder Match - DCHS	Jonesborough, TN	Grades 9-12	Day
	30-Oct-21	Tag Day (All Hands) - DBHS	Gray, TN	Grades 9-12	Day
	5-Nov-21	Tipton Haynes Historic Site - "A Walk in their Boots"	Johnson City, TN	Grades 10-12	Day
	6-Nov-21	South Iredell HS Drill Meet - South Iredell HS	Statesville, NC	Grades 9-12	Overnight
	9-Nov-21	Appalachian Fairgrounds - Cosmetology Students Competition	Gray, TN	Grades 10-12	Day
	14-20-Nov-2021	FFA - Feeder Schools - Promoting Agriculture Education	Throughout Washington County, TN	Grades 9-12	Day
	19-Nov-21	R. S. Central HS Shoulder to Shoulder Match	Rutherfordton, NC	Grades 9-12	Day

	20-Nov-21	TCAT Elizabethton	Elizabethton, TN	Grades 9-12	Day
	TBD Nov 2021	Musket & Ball Postal Match - DBHS	Gray, TN	Grades 9-12	Day
	TBD Nov 2021	C.O.P.E. Ropes Course - Camp David Crockett	Limestone, TN	Grades 9-12	Day
	TBD Nov 2021	Flag Retirement Ceremony - Post Office	Jonesborough, TN	Grades 9-12	Day
	7-Dec-21	Watauga District CREED, Extemp, Prepared and Employment LDE's	Blountville, TN	Grades 9-12	Day
	10-Dec-21	Gary Anderson Air Rifle Matches - CMP	Anniston, AL	Grades 9-12	Overnight
	10-Dec-21	Volunteer Reindeer Games Rifle Match - Volunteer HS	Church Hill, TN	Grades 9-12	Day
	14-Dec-21	East TN Regional Parli Pro and CCM LDEs	Walters State CC	Grades 9-12	Day
	15-Dec-21	Niswonger Children's Hospital; JC Mall Peruvian Restaurant	Johnson City, TN	Grades 9-12	Day
	16-Dec-21	Pinnacle 12 Marquee Cinemas - Movie: Encanto	Bristol, TN	Grades 10-11	Day
	TBD Dec 2021	Service USMC Postal Match - DBHS	Gray, TN	Grades 9-12	Day
	TBD Dec 2021	Toys for Tots - Reserve Center	Gray, TN	Grades 9-12	Day
	TBD Dec 2021	Wreaths Across America - VA Cemetary	Mountain Home, TN	Grades 9-12	Day
	TBD Dec 2021	Annual Gray Parade - DBHS	Gray, TN	Grades 9-12	Day
	15-Jan-22	Daniel Boone Invitational Drill Meet - DBHS	Gray, TN	Grades 9-12	Day
	22-Jan-22	Parkview HS Drill Meet	Atlanta, GA	Grades 9-12	Overnight
	TBD Jan 2022	Subregional Creed, Extemp, Prepared and Employment	UTK	Grades 9-12	Day
	TBD Jan 2022	Regional Creed, Employment, Prepared and Employment	UTK	Grades 9-12	Day
	TBD Jan 2022	JROTC Leadership & Academic Brawl LVL-1 - DBHS	Gray, TN	Grades 9-12	Day
	TBD Feb 2022	National CMP Postal Match - DBHS	Gray, TN	Grades 9-12	Day
	TBD Feb 2022	McDowell HS Tital STS Match - McDowell HS	Marion, NC	Grades 9-12	Day
	TBD Feb 2022	East TN Junior Olympics Qualifier Match - DCHS	Jonesborough, TN	Grades 9-12	Day
	TBD Feb 2022	Smith Station Air Rilfe Postal Match - DBHS	Gray, TN	Grades 9-12	Day
	TBD Feb 2022	Palm Bay Air Rifle Postal Match - DBHS	Gray, TN	Grades 9-12	Day
	TBD Feb 2022	Volunteer Dr. Seuss Drill Meet - Volunteer HS	Church Hill, TN	Grades 9-12	Day
	TBD Feb 2022	Eddie Reed Challenge - ETSU	Johnson City, TN	Grades 9-12	Day
	TBD Feb 2022	JROTC Leadership & Academic Brawl LVL-2 - DBHS	Gray, TN	Grades 9-12	Day
	10-Feb-22	Regional Ag Sales and Ag Issues CDEs	Walters State CC	Grades 9-12	Day
	11-13-Feb-22	JROTC Service Championship - CMP	Anniston, AL	Grades 9-12	Overnight
	4-Mar-22	Montgomery Bell TN State Air Rifle Match - MBA	Nashville, TN	Grades 9-12	Overnight
	TBD Mar 2022	Topeka Air Rifle Postal - DBHS	Gray, TN	Grades 9-12	Day
	1-3-Apr-22	CMP Regional Air Rilfe Championship - CMP	Anniston, AL	Grades 9-12	Overnight
	TBD Apr 2022	Volunteer Parting Shots (Seniors Only) - Volunteer HS	Church Hill, TN	Grade 12	Day
	9-Apr-22	Daniel Boon Leatherneck Challenge - DBHS	Gray, TN	Grades 9-12	Day

	23-Apr-22	Ferguson Bulldog Challenge - Sullivan South HS	Kingsport, TN	Grades 9-12	Day
	TBD Apr 2022	Science Hill Run & Gun - Science Hill HS	Johnson City, TN	Grades 9-12	Day
	TBD Apr 2022	Gray School Recruiting - Gray School	Gray, TN	Grades 9-12	Day
	TBD Apr 2022	Fall Branch School Recruiting - Fall Branch School	Fall Branch, TN	Grades 9-12	Day
	TBD Apr 2022	Sulphur Springs School Recruiting - Sulphur Springs School	Sulphur Springs, TN	Grades 9-12	Day
	TBD Apr 2022	BCES School Recruiting - BCES	Boones Creek, TN	Grades 9-12	Day
	TBD Apr 2022	Ridgeview School Recruiting - RV School	Gray, TN	Grades 9-12	Day
	TBD Jul 2022	JROTC Leadership & Academic Championship - Catholic University	Washington D. C.	Grades 9-12	Overnight
	18-22-Jul-2022	Freshman Orientation - DBHS	Gray, TN	Grades 9-12	Day
	TBD Jul 2022	Appalachian Block Party Parking Detail - Appalachian Fairgrounds	Gray, TN	Grades 9-12	Day
	26-Jun-22	CMP Air Rifle National Championship - CMP HQ	Camp Perry, OH	Grades 9-12	Overnight
David Crockett High School	19-Aug-21	Appalachian Fairgrounds	Gray, TN	Grades 9-12	Day
	27-Aug-21	Appalachian Fairgrounds	Gray, TN	Grades 9-12	Day
	8-Sep-21	ETSU School of Music	Johnson City, TN	Grade 9	Day
	11-Sep-21	Duck Island - Warriors Path State Park	Kingsport, TN	Grades 9-12	Day
	14-Sep-21	Washington County Ag Partnership Leadership and Career Tour	Washington County, TN	Grades 9-12	Day
	16-Sep-21	Baker Farm - Land Evaluation	Blountville, TN	Grades 9-12	Day
	16-Sep-21	Dr. Hubbard House	Johnson City, TN	Grades 9-12	Day
	24-Sep-21	Air Rifle Competiton for CMP Cup Match - Volunteer HS	Church Hill, TN	Grades 9-12	Day
	25-Sep-21	McKinney Center	Jonesborough, TN	Grades 9-12	Day
	29-Sep-21	Watauga Point Recreational Area - Forestry Contest	Hampton, TN	Grades 9-12	Day
	30-Sep-21	Marching Band Recruitment Tour - JMS and Grandview	Jonesborough, TN and Telford, TN	Grades 9-12	Day
	30-Sep-21	TN Musuem of Aviation	Sevierville, TN	Grades 9-12	Day
	30-Sep-21	Appalachian Fairgrounds - HOSA Leadership Camp	Gray, TN	Grades 11-12	Day
	1-Oct-21	Regional Land Evaluation	Knoxville, TN	Grades 9-12	Day
	15-Oct-21	Freedom Hall - Perform for Rock Band Foreigner	Johnson City, TN	Grades 10-12	Day
	15-Oct-21	DBHS - NJROTC	Gray, TN	Grades 9-12	Day
	16-Oct-21	John Battle High School - Marching Competition	Bristol, VA	Grades 9-12	Day
	17-Oct-21	Mountain View Baptist Church	Johnson City, TN	Grades 10-12	Day
	20-Oct-21	Eastman Center - Culinary/FCCLA	Kingsport, TN	Grades 9-12	Day
	20-Oct-21	Milligan College - Musical Production of Charlie Brown	Elizabethton, TN	Grades 9-12	Day
	22-Oct-21	CMP Cup Match - McDowell High School	Marion, NC	Grades 9-12	Day
	23-Oct-21	West Ridge HS Competition	Blountville, TN	Grades 9-12	Day
	26-Oct-21	Barter Theatre & Abingdon Olive Oil Company	Abingdon, VA	Grades 10-12	Day

	30-Oct-21	Clyde Austin 4-H Center - Orienteering Competition	Greeneville, TN	Grades 9-12	Day
	30-Oct-21	ETSU - BOA Regional Event	Johnson City, TN	Grades 9-12	Day
	3-Nov-21	Appalachian Fairgrounds & Lunch in Johnson City, TN	Gray, TN/Johnson City, TN	Grades 10-12	Day
	6-Nov-21	Volunteer High School - NJROTC Academic Brain Bowl Competition	Church Hill, TN	Grades 9-12	Day
	19-Nov-21	CMP Cup Match - R-S Central High School	Rutherfordton, NC	Grades 9-12	Day
	20-Nov-21	Warriors Path State Park - NJROTC Orienteering Competition	Kingsport, TN	Grades 9-12	Day
	21-Nov-21	Jonesborough Visitor Center - Dillow-Taylor Annual Memorial Service	Jonesborough, TN	Grades 10-12	Day

Washington Co. Schools GPS ION installation						
Report updated 10/31/21						
Nnumber used over takeoff sheet						
Number not used from takeoff sheet						
T&L Takeoff sheet numbers						
Actual number GPS's installed						
Percent of completion						
Asbury	100%	9	9			
Boones Creek Elem.	100%	96	106	10		
Daniel Boone High	100%	96	42		**54**	
David Crockett High	100%	91	144	53		
Fall Branch Elem	100%	47	1		46	FC48's were used on the units.
Grandview Elem	100%	43	48	5		
Gray Elem	99%	48	60	12		
Jonesborough Elem.	99%	57	89	32		Some Small fan coil units. Aprox 5. FC48's will not fit
Jonesborough Midd.	99%	46	88	42		As of 10/31 all is complete except the gym
Lamar Elem	100%	66	76	10		
Midway	100%	3	3			
Ridgeview Elem	100%	61	62		**1**	
South Central Elem	100%	36	41	5		
Sulphur Springs Elem	100%	50	44		**6**	
West View Elem	100%	47	44	3		
		796	857	**172**	**107**	

Upon review we have found some more applications at Gray and Jonesborough Elem. going to Gray Wed the 2nd .
and then to Jonesborough Elem.

NOTE: On the takeoff sheets certain items were listed that do not get GPS units installed, water coolers, electric heaters,
wall heaters and fresh air units among others. A detailed report to be forthcoming when Fall Branch is completed.

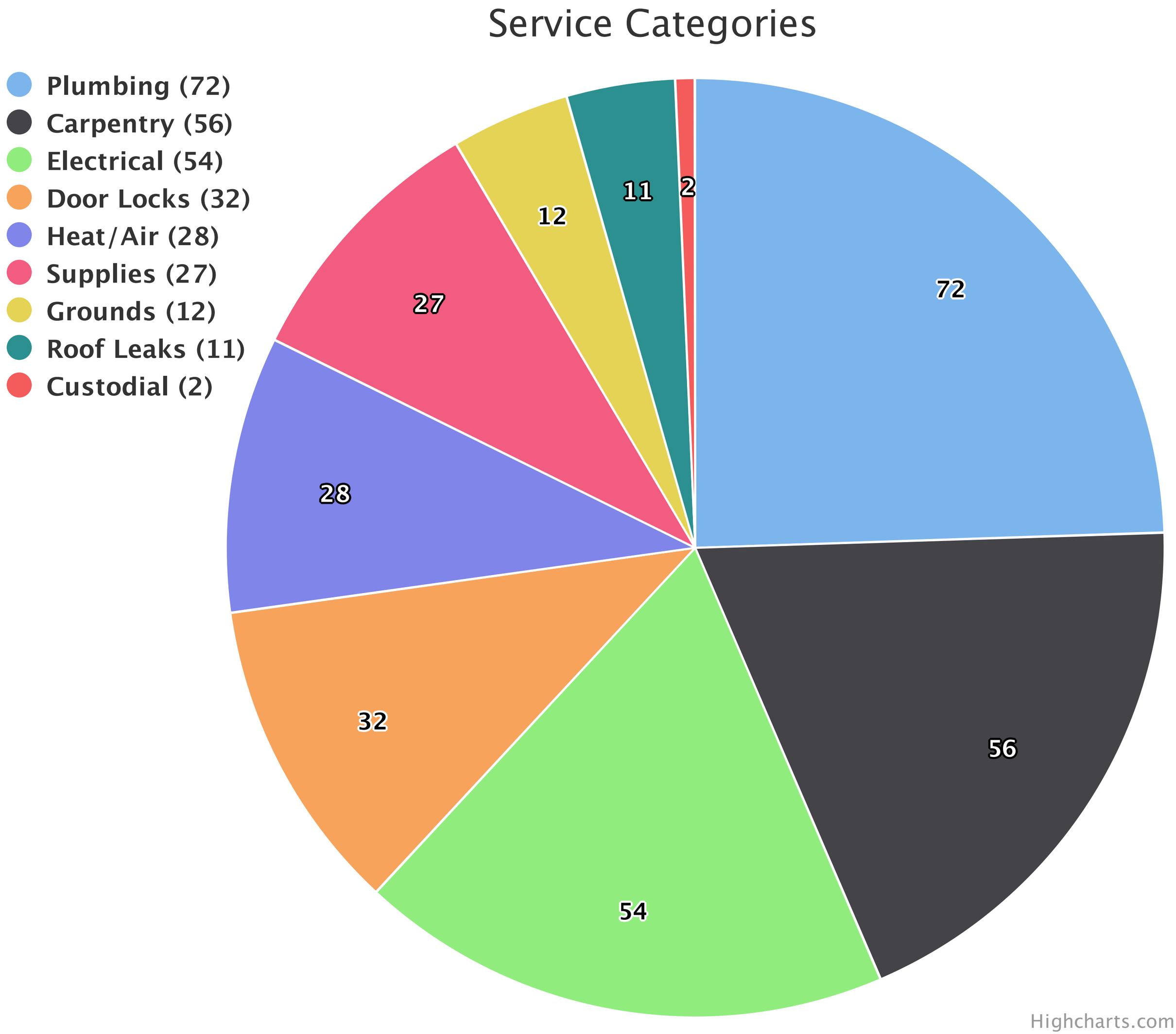
Service Categories
Plumbing (72)
Carpentry (56)
Electrical (54)
Door Locks (32)
Heat/Air (28)
Supplies (27)
Grounds (12)
Roof Leaks (11)
Custodial (2)
72
56
54
32
28
27
12
11
2
Highcharts.com

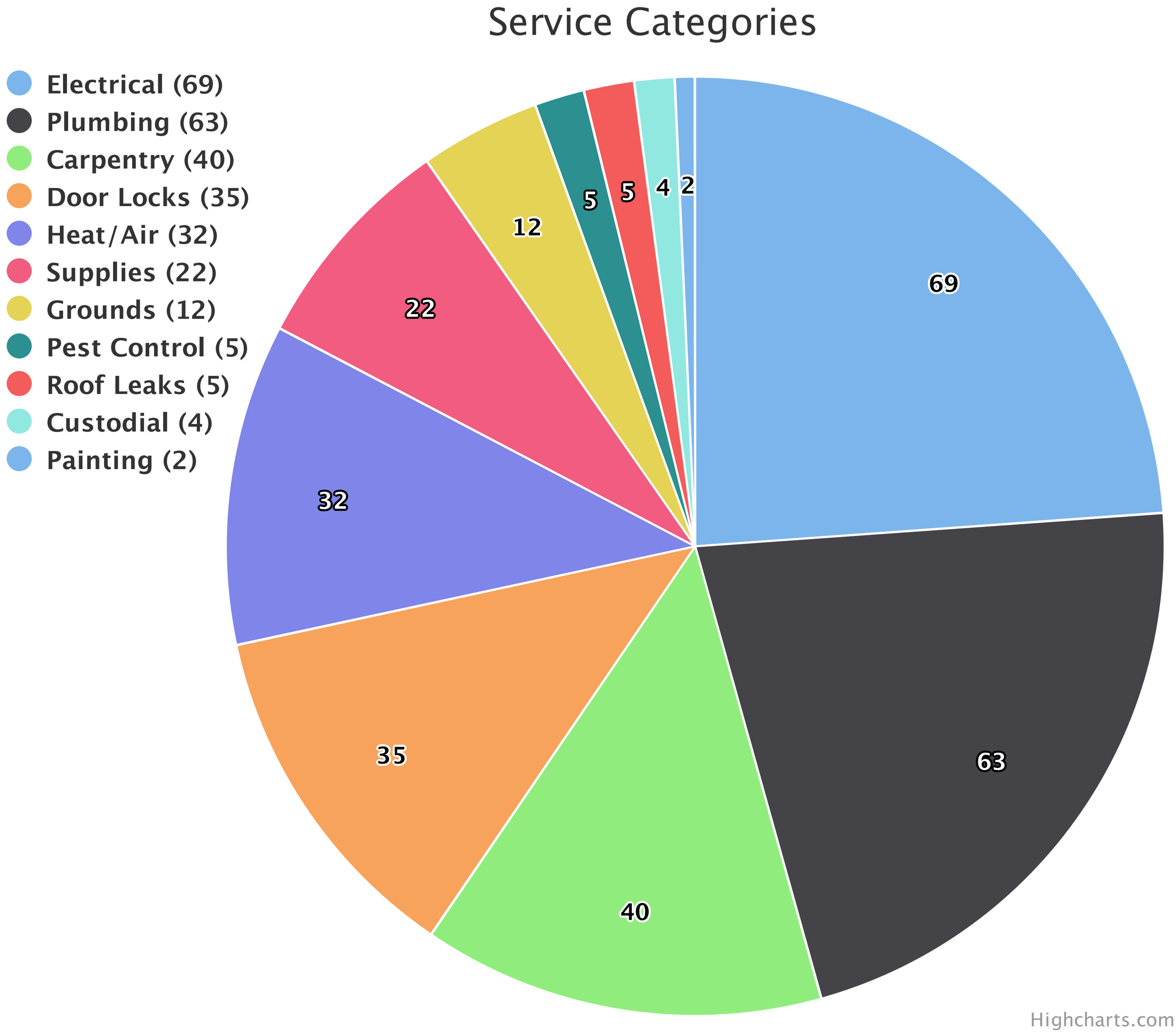
Service Categories
Electrical (69)
Plumbing (63)
Carpentry (40)
Door Locks (35)
Heat/Air (32)
Supplies (22)
Grounds (12)
Pest Control (5)
Roof Leaks (5)
Custodial (4)
Painting (2)
69
63
40
35
32
22
12
5
5
4
2
Highcharts.com

Work Orders By Location

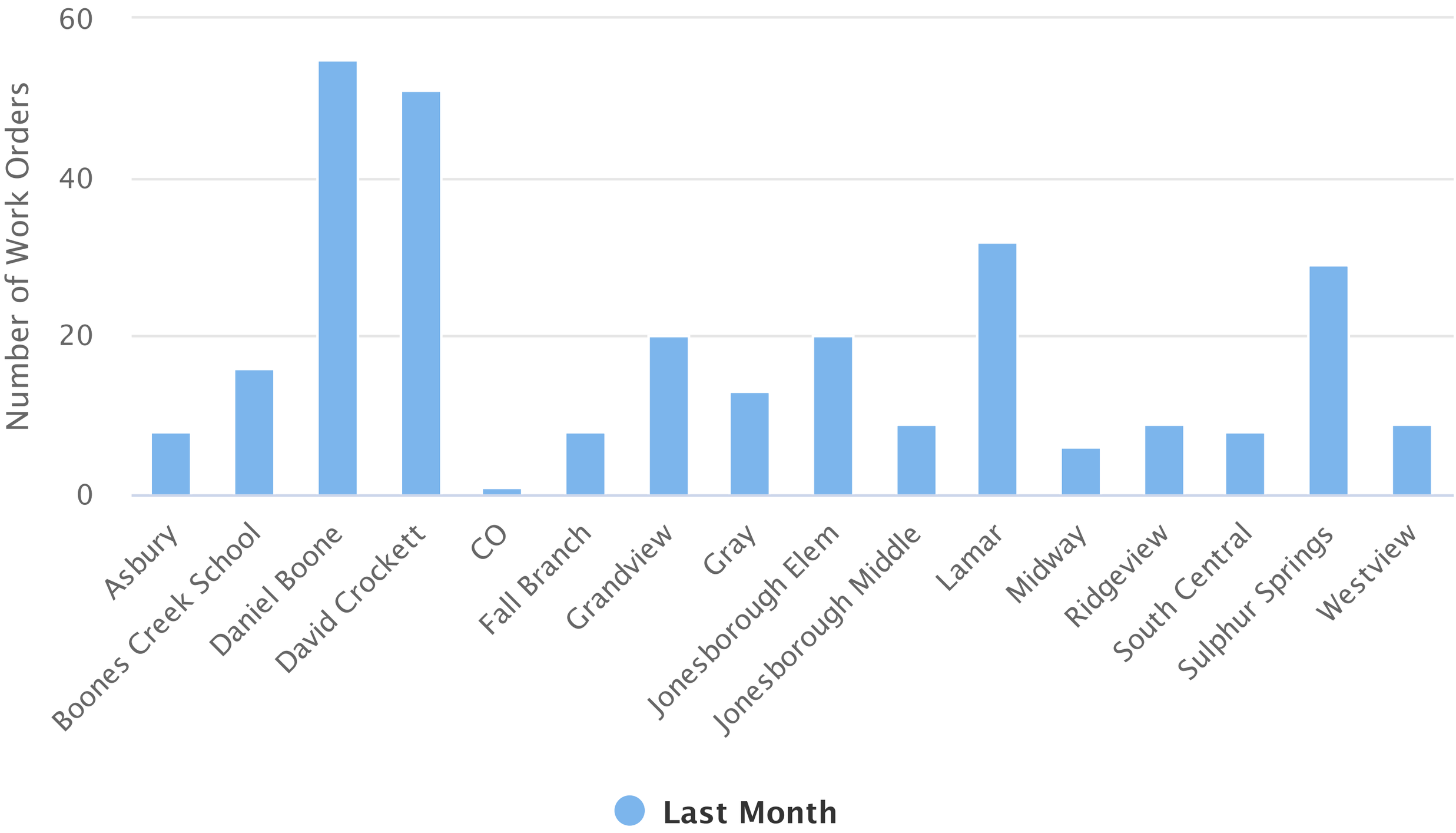

Work Orders By Location

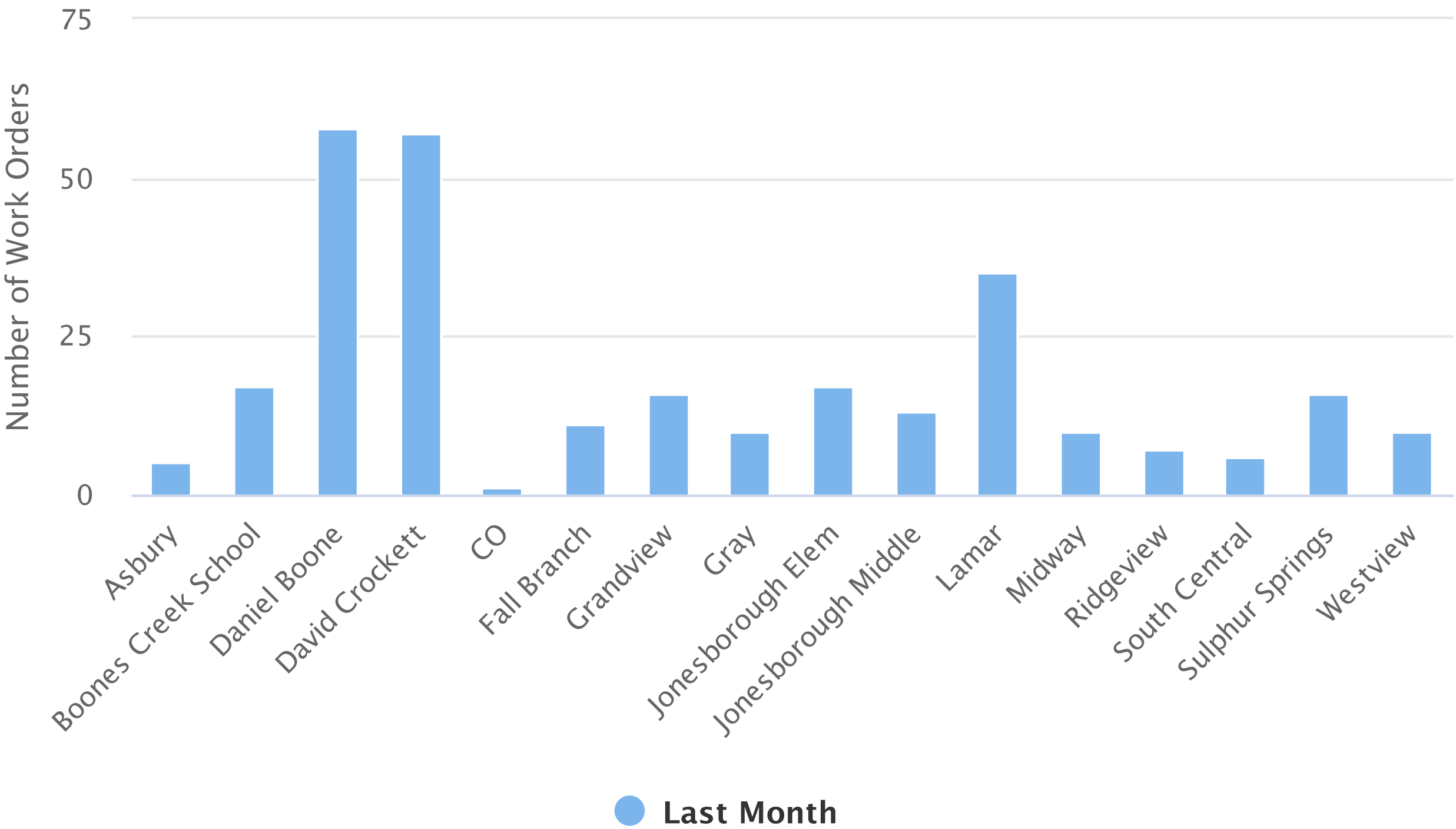

Washington County
Department of Education
MEMORANDUM
DIRECTOR'S OFFICE

DATE: **October 26, 2021**

TO: **WCDE Board of Education**

FROM: **W. Brad Hale, CFO**

SUBJECT: **Board Workshop-September 2021 Financials**

The WCDE September 2021 Financials will be discussed along with the below items listed and will meet on Tuesday, September 26, 2021 at 5:00 p.m. in the WCDE Central Office.

Items to be discussed include:

1. Consideration of the General Fund Financial Statements for the month of September 2021

2. Consideration of the Federal Fund Financial Statements for the month of September 2021

3. School Nutrition Financial Overview for September 2021

4. FY21 School Activity Funds Audit Report

5. Education Capital Projects – 5 Year Plan

6. Purchase Orders over $10,000 for BOE Approval

7. Other items

Acct	Account Level Description	2021-22 Revised Budget	2020-21 September	2021-22 September	September Variance	2020-21 FYTD Activit	2021-22 FYTD Activit	FYTD Variance	2021-22 Uncollected Reve	2021-22 FY % Coll
40110	CURRENT PROPERTY TAX	12,974,151	0	0	0	6,725	480	-6,245	12,973,671	0.00
40120	TRUSTEE'S COLLECTIONS - PRIOR	405,900	38,534	15,270	-23,265	196,864	60,170	-136,694	345,730	14.82
40125	CLK/MASTER COLLECTIONS-PRIOR	3,570	18	0	-18	725	125	-600	3,445	3.50
40130	CIRCUIT CLERK/CLERK & MASTER C	137,000	9,787	4,060	-5,727	40,015	24,756	-15,259	112,244	18.07
40140	INTEREST AND PENALTY	109,200	6,469	2,679	-3,791	26,878	11,336	-15,542	97,864	10.38
40161	PAYMENTS IN LIEU OF TAXES - T.	2,020	0	0	0	0	0	0	2,020	0.00
40162	PAYMENTS IN LIEU OF TAXES - LO	208,000	0	0	0	0	0	0	208,000	0.00
40163	PAYMENTS IN LIEU OF TAXES - OT	17,210	0	0	0	916	936	20	16,274	5.44
40210	LOCAL OPTION SALES TAX	16,000,000	1,411,795	1,741,191	329,396	4,307,040	5,179,980	872,940	10,820,020	32.37
40270	BUSINESS TAX	405,000	8,077	12,334	4,256	140,616	30,758	-109,857	374,242	7.59
40275	MIXED DRINK TAX	13,000	0	6,601	6,601	5,674	6,601	927	6,399	50.78
40320	BANK EXCISE TAX	44,000	0	0	0	0	0	0	44,000	0.00
41110	MARRIAGE LICENSE	2,500	152	137	-15	493	464	-28	2,036	18.57
43512	TUITION - ADULT EDUCATION	10,000	0	0	0	0	0	0	10,000	0.00
43517	TUITION - OTHER	66,000	0	8,260	8,260	0	15,135	15,135	50,865	22.93
43581	COMMUNITY SERVICE FEES - CHILD	700,000	110,908	166,676	55,769	169,411	480,779	311,368	219,221	68.68
44110	INTEREST EARNED	143,000	10,106	1,891	-8,215	27,048	7,366	-19,682	135,634	5.15
44120	RENT ON BUILDINGS	1,000	0	0	0	0	0	0	1,000	0.00
44170	MISCELLANEOUS REFUNDS	0	0	0	0	0	2	2	-2	0.00
44520	INSURANCE RECOVERY	60,000	68,905	4,144	-64,761	133,141	42,482	-90,659	17,518	70.80
44530	SALE OF EQUIPMENT	35,000	537	5,682	5,145	3,472	8,645	5,173	26,355	24.70
44560	DAMAGES RECOVERED FROM INDIVID	1,000	0	0	0	50,789	0	-50,789	1,000	0.00
44570	CONTRIBUTIONS & GIFTS	250,000	2,000	0	-2,000	4,500	500	-4,000	249,500	0.20
44990	OTHER LOCAL REVENUES - TAGS	500	16	109	93	211	206	-5	294	41.13
44991	OTHER LOCAL REVENUE	83,000	11,521	9,485	-2,036	12,668	22,506	9,838	60,494	27.12
44992	OTHER LOCAL REV- ROYALITIES/CO	33,150	2,600	2,313	-287	2,600	8,866	6,266	24,285	26.74
46511	BASIC EDUCATION PROGRAM	37,467,000	3,651,100	3,746,700	95,600	7,302,200	7,493,400	191,200	29,973,600	20.00
46515	EARLY CHILDHOOD EDUCATION	173,000	0	0	0	0	0	0	173,000	0.00
46550	DRIVER EDUCATION	38,300	0	0	0	0	0	0	38,300	0.00
46590	OTHER STATE EDUCATION FUNDS	175,000	340	86,959	86,619	340	211,959	211,619	-36,959	121.12
46610	CAREER LADDER PROGRAM	96,000	0	0	0	0	590	590	95,410	0.61
46851	STATE REVENUE SHARING - T.V.A.	1,300,000	0	0	0	0	0	0	1,300,000	0.00
46980	OTHER STATE GRANTS	555,000	6,102	29,415	23,313	14,803	221,000	206,197	334,000	5.30
47143	IDEA PART-B HIGH COST FUNDS	3,500	0	0	0	0	0	0	3,500	0.00
47640	ROTC REIMBURSEMENT	165,000	6,057	4,131	-1,926	36,729	27,274	-9,454	137,726	16.53
48990	OTHER	0	0	0	0	0	70,809	70,809	-70,809	0.00
49800	OPERATING TRANSFERS - INDIRECT	154,000	0	214	214	0	56,662	56,662	97,338	36.79
	Grand Revenue Totals	71,831,001	5,345,024	5,848,251	503,225	12,483,858	13,983,787	1,499,932	57,847,215	19.20

Acct	Account Level Description	2021-22 Revised Budget	2020-21 September	2021-22 September	September Variance	2020-21 FYTD Activit	2021-22 FYTD Activit	FYTD Variance	2021-22 Uncollected Reve	2021-22 FY % Coll
	Number of Accounts: 37									

********** End of report **********

	A	B	C	D	E	F	G	H	I	J	K	L	M	N
1							**SALES TAX ANALYSIS**							
2	**141R 40210**													
3														
4	**YEAR**	**TOTAL**	**July**	**August**	**September**	**October**	**November**	**December**	**January**	**February**	**March**	**April**	**May**	**June**
5														
6	**1995-96**	7,964,549.95	611,536.43	650,039.30	596,451.81	626,656.64	665,950.77	645,367.17	793,944.02	872,382.08	581,914.60	553,125.28	700,497.25	666,684.60
7	**1996-97**	8,336,657.30	668,621.91	695,781.06	645,426.90	665,996.66	712,853.08	700,269.94	714,674.24	917,676.40	636,923.88	635,082.70	639,073.10	704,277.43
8	**1997-98**	9,028,886.69	721,817.32	780,093.18	704,916.44	717,825.19	798,852.97	747,016.98	760,728.85	1,024,051.84	649,227.26	638,150.71	787,948.69	698,257.26
9	**1998-99**	9,418,336.41	729,516.21	780,343.86	758,281.99	769,388.96	789,685.47	793,285.27	808,672.84	1,049,009.40	669,997.81	685,164.29	785,149.89	799,840.42
10	**1999-00**	9,925,491.78	761,578.86	848,424.57	757,359.52	832,656.56	798,763.84	812,346.45	826,725.33	1,142,546.37	711,564.82	750,908.81	878,078.63	804,538.02
11	**2000-01**	10,302,344.61	804,204.89	905,337.72	804,216.35	854,382.25	909,453.32	794,725.07	882,257.31	1,178,919.01	758,048.36	742,368.32	860,763.60	807,668.41
12	**2001-02**	10,532,891.37	808,555.26	866,353.62	796,577.42	828,852.58	889,601.40	870,074.31	872,050.60	1,199,611.30	768,580.66	790,051.97	938,373.85	904,208.40
13	**2002-03**	10,638,027.23	906,277.17	974,296.94	882,472.09	811,952.60	891,857.89	850,620.49	926,239.19	1,186,561.52	763,464.89	727,893.01	896,976.99	819,414.45
14	**2003-04**	11,067,961.48	852,744.87	931,182.77	884,455.76	904,582.89	939,687.81	883,319.35	949,214.33	1,224,464.85	796,000.63	798,184.90	971,370.65	932,752.67
15	**2004-05**	12,141,242.02	959,427.54	1,003,502.83	961,878.30	960,187.49	981,448.59	962,577.75	1,007,923.70	1,354,489.51	869,026.19	1,061,329.31	1,043,956.65	975,494.16
16	**2005-06**	12,336,585.09	955,565.19	1,032,019.38	1,019,556.16	1,105,255.87	1,019,172.70	995,288.52	1,052,343.46	1,443,274.33	811,741.53	876,236.72	1,048,459.42	977,671.81
17	**2006-07**	12,847,409.98	1,026,100.62	1,085,657.40	1,035,122.60	1,044,487.23	1,102,319.02	1,016,987.55	980,057.85	1,443,529.82	1,018,080.51	955,096.95	1,130,190.78	1,009,779.65
18	**2007-08**	13,475,705.49	1,079,389.94	1,164,602.82	1,112,875.15	1,123,975.96	1,128,221.21	1,082,375.90	1,170,203.04	1,480,368.07	934,432.24	1,003,760.54	1,131,648.39	1,063,852.23
19	**2008-09**	13,118,209.41	1,121,283.53	1,163,968.03	1,069,948.56	1,109,937.70	1,119,035.49	1,083,890.72	1,091,466.64	1,441,865.04	858,933.82	992,382.26	1,070,456.28	995,041.34
20	**2009-10**	12,609,635.54	1,008,819.19	1,099,406.55	992,789.10	1,066,457.07	1,052,452.00	997,413.03	1,039,892.90	1,366,560.85	888,185.43	945,035.53	1,121,973.47	1,030,650.42
21	**2010-11**	13,050,988.91	1,054,228.59	1,128,189.89	1,037,584.63	1,056,839.88	1,086,389.24	1,054,070.16	1,094,354.84	1,429,909.64	867,910.25	1,009,209.95	1,143,124.29	1,089,177.55
22	**2011-12**	13,808,173.10	1,081,535.67	1,228,666.98	1,138,627.12	1,132,824.15	1,125,406.77	1,090,432.58	1,133,742.86	1,526,365.45	1,016,848.19	1,065,106.10	1,194,803.93	1,073,813.30
23	**2012-13**	13,530,626.40	1,137,511.17	1,176,802.38	1,071,451.21	1,148,396.78	1,150,162.91	1,096,243.83	1,142,826.70	1,516,667.47	785,969.43	1,037,806.81	1,169,086.53	1,097,701.18
24	**2013-14**	13,756,487.05	1,138,760.08	1,166,521.54	1,081,327.46	1,126,284.98	1,099,605.17	1,103,883.00	1,136,848.35	1,508,355.06	971,672.20	1,055,143.00	1,275,350.78	1,092,735.43
25	**2014-15**	14,057,315.44	1,142,752.51	1,227,623.79	1,131,340.43	1,189,344.14	1,190,743.05	1,134,318.63	1,199,396.63	1,588,182.32	889,370.36	1,008,340.90	1,211,709.73	1,144,192.95
26	**2015-16**	14,722,621.29	1,241,008.04	1,233,271.57	1,166,463.36	1,203,804.59	1,229,321.78	1,188,390.71	1,246,671.22	1,641,380.40	1,070,197.64	997,571.40	1,284,815.87	1,219,724.71
27	**2016-17**	14,747,100.82	1,183,242.43	1,271,727.15	1,176,910.43	1,236,255.66	1,252,584.64	1,203,060.65	1,234,360.41	1,672,699.50	977,436.65	1,033,968.30	1,288,153.30	1,216,701.70
28	**2017-18**	15,349,677.89	1,205,951.87	1,271,772.24	1,218,781.58	1,210,362.79	1,249,834.14	1,202,844.48	1,292,583.56	1,624,509.44	1,147,863.70	1,134,847.93	1,558,692.28	1,231,633.88
29	**2018-19**	15,494,923.37	1,278,018.86	1,291,098.17	1,228,129.70	1,291,319.95	1,284,627.33	1,285,032.84	1,328,654.02	1,591,314.78	1,249,696.22	1,156,902.45	1,353,122.68	1,157,006.37
30	**2019-20**	16,025,666.39	1,344,150.84	1,344,028.39	1,307,238.15	1,361,539.99	1,316,157.76	1,348,576.15	1,379,403.02	1,729,590.49	1,212,600.58	1,176,918.48	1,324,871.88	1,180,590.66
31	**2020-21**	18,656,288.63	1,395,726.34	1,499,518.71	1,411,794.82	1,382,621.85	1,465,357.10	1,472,356.92	1,510,857.41	1,869,107.00	1,464,509.00	1,610,321.46	1,840,466.32	1,733,651.70
32	**2021-22**	5,179,980.67	1,727,238.03	1,711,551.64	**1,741,191.00**									
33														
34		**Prior Year-to-Date Comparison**												
35	**INC / (DEC)**	**872,940.80**	331,511.69	212,032.93	329,396.18									
36														
37														
38		**Budgeted**												
39														
40	**% of FY21 Budget Collected**		116.602%											
43	**FY21 Budgeted Amount**		16,000,000.00											
44														
45	**2000-01**	98.756%	7.709%	8.678%	7.709%	8.190%	8.718%	7.618%	8.457%	11.301%	7.267%	7.116%	8.251%	7.742%
46	**2001-02**	103.110%	7.915%	8.481%	7.798%	8.114%	8.709%	8.517%	8.537%	11.743%	7.524%	7.734%	9.186%	8.852%
47	**2002-03**	97.113%	8.273%	8.894%	8.056%	7.412%	8.142%	7.765%	8.456%	10.832%	6.970%	6.645%	8.188%	7.480%
48	**2003-04**	103.131%	7.947%	8.677%	8.241%	8.429%	8.756%	8.231%	8.845%	11.409%	7.417%	7.437%	9.051%	8.691%
49	**2004-05**	103.260%	8.160%	8.535%	8.181%	8.166%	8.347%	8.187%	8.572%	11.520%	7.391%	9.026%	8.879%	8.296%
50	**2005-06**	100.746%	7.804%	8.428%	8.326%	9.026%	8.323%	8.128%	8.594%	11.786%	6.629%	7.156%	8.562%	7.984%
51	**2006-07**	100.277%	8.009%	8.474%	8.079%	8.152%	8.604%	7.938%	7.650%	11.267%	7.946%	7.455%	8.821%	7.882%
52	**2007-08**	101.108%	8.099%	8.738%	8.350%	8.433%	8.465%	8.121%	8.780%	11.107%	7.011%	7.531%	8.491%	7.982%
53	**2008-09**	99.170%	8.477%	8.799%	8.089%	8.391%	8.460%	8.194%	8.251%	10.900%	6.493%	7.502%	8.092%	7.522%
54	**2009-10**	100.000%	8.000%	8.719%	7.873%	8.457%	8.346%	7.910%	8.247%	10.837%	7.044%	7.495%	8.898%	8.174%
55	**2010-11**	101.300%	8.183%	8.757%	8.054%	8.203%	8.432%	8.181%	8.494%	11.099%	6.737%	7.833%	8.873%	8.454%
56	**2011-12**	101.963%	7.986%	9.073%	8.408%	8.365%	8.310%	8.052%	8.372%	11.271%	7.509%	7.865%	8.823%	7.929%
57	**2012-13**	94.995%	7.922%	8.268%	7.528%	8.069%	8.081%	7.702%	8.029%	10.656%	5.522%	7.292%	8.214%	7.712%
58	**2013-14**	100.000%	8.278%	8.480%	7.860%	8.187%	7.993%	8.024%	8.264%	10.965%	7.065%	7.670%	9.271%	7.943%
59	**2014-15**	102.187%	8.307%	8.924%	8.224%	8.646%	8.656%	8.246%	8.719%	11.545%	6.465%	7.330%	8.808%	8.317%
60	**2015-16**	99.477%	8.385%	8.333%	7.882%	8.134%	8.306%	8.030%	8.423%	11.090%	7.231%	6.740%	8.681%	8.241%
61	**2016-17**	99.643%	7.995%	8.593%	7.952%	8.353%	8.463%	8.129%	8.340%	11.302%	6.604%	6.986%	8.704%	8.221%
62	**2017-18**	102.059%	8.018%	8.456%	8.104%	8.048%	8.310%	7.998%	8.594%	10.801%	7.632%	7.546%	10.364%	8.189%
63	**2018-19**	102.177%	8.428%	8.514%	8.099%	8.515%	8.471%	8.474%	8.761%	10.493%	8.241%	7.629%	8.923%	7.630%
64	**2019-20**	100.160%	8.401%	8.400%	8.170%	8.510%	8.226%	8.429%	8.621%	10.810%	7.579%	7.356%	8.280%	7.379%
65	**2020-21**	116.602%	8.723%	9.372%	8.824%	8.641%	9.158%	9.202%	9.443%	11.682%	9.153%	10.065%	11.503%	10.835%
66	**2021-22**	**32.375%**	10.795%	10.697%	**10.882%**									

TO: WCDE Board Members
FROM: Brad Hale, Chief Financial Officer
DATE: October 26, 2021

SUBJECT: Financial Statements (Revenue & Expense) Summary for September 2021

Key Revenue Variances for September 2021 to September 2020

Overall September 2021 revenue was $5,848,251 compared to $5,345,024 in September 2020 which is a $503,225 increase. The key reasons for this increase and variance were as follows

- Sales Tax (40210) increase of $329,396
- Community Service Fees (43581) – increase of $55,769 due to state catching up on reimbursements
- Basic Education Program (46511) – $95,600 increase
- Other State Funds (46590) - $86,619 Leaning Camps Transportation Grant Reimbursement

Key Expenses for September 2021

71100399 – Other Contracted Services

Expenditures of $328,080.40 were incurred to the University School for the August 2021 revenue sharing portion per contract.

71100449 – Textbooks

The following key expenses were incurred in this line item in September 2021.

- $38,909.44 to TN Book Company
  - 140 Calculus Textbooks
  - 40 MyLab Math Licenses

71100499 – Other Supplies

The following key expenses were incurred in this line item in September 2021.

- $3,036.00 to DCHS Digital Graphics
  - First of year forms & calendars
- $4,793.28 for Stream Mini-Camp materials

EXPENDITURES (cont'd)

72250399 - Other Contracted Services

The following key expenses was incurred in this line item in September 2021

- $49,991.21 to Tyler Tech.
    - Maintenance & support renewal for Versa Trans
- $16,115.80 to ENA Services
    - Brainpop renewals, K-8

72250499 - Other Supplies

The following key expense was incurred in this line item in September 2021

- $7,763.60 to GovConnection for 40 HPE Aruba Systems

72620335-002 Mtnce & Repairs - Asbury

The following key expenses were incurred in this line item in September 2021.

- $3,300.00 to E. Luke Greene Company
    - Floor Tile removal (Asbestos)

72620335-004 Mtnce & Repairs - BCES

The following key expenses were incurred in this line item in September 2021.

- $1,902.62 to Holston Glass Company
    - Door glass assembly

72620336 Mtnce & Repairs - System

The following key expense was incurred in this line item in September 2021.

- $8,930.29 to TMS South
    - Sewer Camera (System wide usage)

72620336-006 Mtnce & Repairs - GVES

The following key expense was incurred in this line item in September 2021.

- $2,133.65 to United Refrigeration for HVAC Compressor unit

EXPENDITURES (cont'd)

72620336-008 Mtnce & Repairs - GES

The following key expense was incurred in this line item in September 2021.

- $7,750.00 to E. Luke Greene Company
    - Demolition and debris removal - Outbuilding

72620336-0014 Mtnce & Repairs - WVES

The following key expense was incurred in this line item in September 2021.

- $1,221.71 to United Refrigeration for and HVAC compressor unit

72620336-0016 Mtnce & Repairs - DCHS

The following key expense was incurred in this line item in September 2021.

- $73,014.86 to Johnson Controls
    - Emergency repairs to the Chiller Unit
- $11,469.00 to Front Row Music for a speaker system replacement to the football stadium

72620499 Other Supplies

The following key expenses were incurred in this line item in September 2021.

- $14,071.82 for electrical maintenance supplies
- $782.03 for HVAC supplies
- $2,243.17 for plumbing supplies
- $9,194.96 for drain & sewer chemicals
- $5,557.95 for general maintenance supplies

72620701 Administration Equipment

The following key expenses were incurred in this line item in September 2021.

- $2,239.14 to Thompson & Litton
    - Ionization Architect Fees

Overall September 2021 Expenses Compared to September 2020 Expenses

Expenses in September 2021 were $5,890,626.61 compared to $5,667,212.66 in September 2020. This is an increase of $223,413.95 more than September 2020.

The key items contributing to the variance from the prior year expenses are listed below:

Increase due to timing

- None in September 2021

Increase in Expenses

- Multiple Salary Lines - $214,771.89 increase in gross salary expenses
- 72620-336-00016 - $73,014.86 for an emergency repair to a DCHS Chiller

FND	ACCT	OBJ	PRJ	CHECK NUMBER	CHECK DATE	VENDOR	AMOUNT
141	72210	355	000	141216118	09/03/2021	ADAMS, JARROD	70.03
141	72250	499	000	141216119	09/03/2021	ADEMCO INC, DBA ADI	436.07
141	72620	499	000	141216120	09/03/2021	ANDY OXY CO INC	27.46
141	71300	429	000	141216121	09/03/2021	ASSOCIATED CONTROL &	299.98
141	71300	429	000	141216122	09/03/2021	BANKCARD CENTER	2,624.55
141	72210	524	000	141216122	09/03/2021	BANKCARD CENTER	600.00
141	72220	524	000	141216122	09/03/2021	BANKCARD CENTER	52.10
141	72310	355	000	141216122	09/03/2021	BANKCARD CENTER	2,379.20
141	72310	599	000	141216122	09/03/2021	BANKCARD CENTER	136.95
141	72320	355	000	141216122	09/03/2021	BANKCARD CENTER	786.00
141	72510	399	000	141216122	09/03/2021	BANKCARD CENTER	215.00
141	72250	399	000	141216122	09/03/2021	BANKCARD CENTER	649.09
141	72620	499	000	141216123	09/03/2021	BARNARD ROOFING	501.00
141	72620	499	000	141216124	09/03/2021	BATTERIES PLUS LLC	459.31
141	72620	499	000	141216124	09/03/2021	BATTERIES PLUS LLC	182.16
141	72310	331	000	141216125	09/03/2021	BENNETT & DECAMP PLL	4,500.00
141	72210	355	000	141216126	09/03/2021	CALDERWOOD, TAMARA	86.48
141	72220	499	000	141216127	09/03/2021	CAPITAL ONE	264.19
141	72620	499	000	141216127	09/03/2021	CAPITAL ONE	9.36
141	73300	499	000	141216127	09/03/2021	CAPITAL ONE	235.55
141	72250	499	000	141216128	09/03/2021	CDW GOVERNMENT, INC	630.60
141	72250	499	000	141216128	09/03/2021	CDW GOVERNMENT, INC	163.51
141	72250	499	000	141216128	09/03/2021	CDW GOVERNMENT, INC	297.98
141	72710	453	000	141216129	09/03/2021	CHAMPION CHEVROLET-C	282.22
141	72320	399	000	141216131	09/03/2021	COMCAST	95.92
141	72320	399	000	141216131	09/03/2021	COMCAST	63.37
141	72220	355	000	141216132	09/03/2021	CULBERTSON, ALICIA	133.95
141	71100	499	000	141216133	09/03/2021	DILL, MYRA	35.15
141	72710	599	000	141216134	09/03/2021	DIRECT HEALTH CARE	1,500.00
141	72610	499	000	141216135	09/03/2021	DOWN TO EARTH	192.00
141	72610	499	000	141216135	09/03/2021	DOWN TO EARTH	384.00
141	72610	499	000	141216135	09/03/2021	DOWN TO EARTH	360.00
141	72620	499	000	141216136	09/03/2021	EAST TENNESSEE RENT-	319.00
141	72620	499	000	141216136	09/03/2021	EAST TENNESSEE RENT-	372.75
141	72620	499	000	141216137	09/03/2021	ES DOCKERY, INC	207.00
141	72620	499	000	141216138	09/03/2021	FENCO SUPPLY	92.49
141	72620	499	000	141216138	09/03/2021	FENCO SUPPLY	20.73
141	72620	499	000	141216138	09/03/2021	FENCO SUPPLY	924.45
141	72620	499	000	141216138	09/03/2021	FENCO SUPPLY	48.30
141	72620	499	000	141216138	09/03/2021	FENCO SUPPLY	924.02
141	72620	499	000	141216138	09/03/2021	FENCO SUPPLY	979.50
141	72620	499	000	141216138	09/03/2021	FENCO SUPPLY	149.38
141	72620	499	000	141216138	09/03/2021	FENCO SUPPLY	70.31
141	72620	499	000	141216138	09/03/2021	FENCO SUPPLY	55.69
141	72620	499	000	141216138	09/03/2021	FENCO SUPPLY	76.26
141	72620	499	000	141216139	09/03/2021	FERGUSON ENTERPRISES	466.88
141	72620	499	000	141216139	09/03/2021	FERGUSON ENTERPRISES	102.74
141	72230	355	000	141216140	09/03/2021	FINK, CRYSTAL	57.34
141	72610	399	000	141216142	09/03/2021	FLEENOR SECURITY SYS	63.03
141	72610	399	000	141216142	09/03/2021	FLEENOR SECURITY SYS	169.14
141	72610	399	000	141216142	09/03/2021	FLEENOR SECURITY SYS	240.00
141	72610	399	000	141216142	09/03/2021	FLEENOR SECURITY SYS	116.85
141	72610	399	000	141216142	09/03/2021	FLEENOR SECURITY SYS	105.69
141	72610	399	000	141216142	09/03/2021	FLEENOR SECURITY SYS	138.39
141	72620	499	000	141216143	09/03/2021	FOSTER SIGNS	100.00
141	72620	499	000	141216143	09/03/2021	FOSTER SIGNS	35.00

FND	ACCT	OBJ	PRJ	CHECK NUMBER	CHECK DATE	VENDOR	AMOUNT
141	72250	355	000	141216144	09/03/2021	FRANKLIN MARIOTT	400.00
141	72710	412	000	141216145	09/03/2021	FUELZ-A MCPHERSON CO	25,914.44
141	72710	425	000	141216145	09/03/2021	FUELZ-A MCPHERSON CO	15,173.93
141	72210	355	000	141216146	09/03/2021	GOUGE, STEPHANIE	69.09
141	72210	355	000	141216148	09/03/2021	HAYES, CINDY	70.03
141	72620	499	000	141216149	09/03/2021	JOHNSTONE SUPPLY	184.04
141	72620	499	000	141216149	09/03/2021	JOHNSTONE SUPPLY	354.95
141	72610	359	000	141216150	09/03/2021	JONESBOROUGH WATER D	330.00
141	72610	454	000	141216150	09/03/2021	JONESBOROUGH WATER D	89.38
141	72210	355	000	141216151	09/03/2021	KEYS, ASHLEY	168.26
141	72410	355	000	141216152	09/03/2021	KITE, JOSH	205.86
141	72620	499	000	141216153	09/03/2021	LOWE'S	5,377.22
141	72250	499	000	141216153	09/03/2021	LOWE'S	74.91
141	71300	429	000	141216153	09/03/2021	LOWE'S	669.07
141	72620	499	000	141216153	09/03/2021	LOWE'S	2,028.27
141	72510	355	000	141216154	09/03/2021	MASTERS, PAUL	20.21
141	72120	355	000	141216155	09/03/2021	MEADE, MEAGAN	31.49
141	72250	499	000	141216156	09/03/2021	NewEgg Business	145.99
141	72250	499	000	141216156	09/03/2021	NewEgg Business	55.94
141	71100	299	000	141216157	09/03/2021	THE OMNI GROUP	112.00
141	72610	399	000	141216158	09/03/2021	PREMIER FIRE PROTECT	625.00
141	72620	499	000	141216159	09/03/2021	SHARE CORPORATION	1,919.96
141	72620	499	000	141216159	09/03/2021	SHARE CORPORATION	7,275.00
141	72250	355	000	141216160	09/03/2021	SWINEY, VINCE	88.00
141	72250	355	000	141216160	09/03/2021	SWINEY, VINCE	289.52
141	71300	429	000	141216161	09/03/2021	TDCTE	100.00
141	71100	429	000	141216163	09/03/2021	TENNESSEE OFFICE SUP	13.96
141	71100	429	000	141216163	09/03/2021	TENNESSEE OFFICE SUP	98.34
141	71100	429	000	141216163	09/03/2021	TENNESSEE OFFICE SUP	60.29
141	71100	429	000	141216163	09/03/2021	TENNESSEE OFFICE SUP	145.46
141	71100	429	000	141216163	09/03/2021	TENNESSEE OFFICE SUP	187.26
141	71100	429	000	141216163	09/03/2021	TENNESSEE OFFICE SUP	1.10
141	71100	429	000	141216163	09/03/2021	TENNESSEE OFFICE SUP	136.44
141	71100	429	000	141216163	09/03/2021	TENNESSEE OFFICE SUP	61.56
141	71100	429	000	141216163	09/03/2021	TENNESSEE OFFICE SUP	159.65
141	72320	435	000	141216163	09/03/2021	TENNESSEE OFFICE SUP	11.87
141	72620	499	000	141216163	09/03/2021	TENNESSEE OFFICE SUP	792.00
141	72620	499	000	141216163	09/03/2021	TENNESSEE OFFICE SUP	633.60
141	72120	355	000	141216165	09/03/2021	THOMAS, KARRIE	186.12
141	72620	701	000	141216166	09/03/2021	THOMPSON & LITTON IN	2,239.14
141	72620	499	000	141216167	09/03/2021	TMS SOUTH	759.13
141	72620	336	000	141216167	09/03/2021	TMS SOUTH	8,930.29
141	72610	499	000	141216168	09/03/2021	TRI CITY MOWER & SAW	494.42
141	72610	499	000	141216168	09/03/2021	TRI CITY MOWER & SAW	96.62
141	72610	499	000	141216168	09/03/2021	TRI CITY MOWER & SAW	138.76
141	72610	499	000	141216168	09/03/2021	TRI CITY MOWER & SAW	85.64
141	72250	399	000	141216169	09/03/2021	TYLER TECHNOLOGIES	49,991.21
141	72120	355	000	141216170	09/03/2021	WAGNER, KELLY	113.74
141	72620	499	000	141216171	09/03/2021	WILLIAMS ELECTRIC SU	87.00
141	72620	499	000	141216171	09/03/2021	WILLIAMS ELECTRIC SU	446.70
141	72620	499	000	141216171	09/03/2021	WILLIAMS ELECTRIC SU	150.00
141	72620	499	000	141216171	09/03/2021	WILLIAMS ELECTRIC SU	52.40
141	72620	499	000	141216171	09/03/2021	WILLIAMS ELECTRIC SU	560.56
141	72620	499	000	141216171	09/03/2021	WILLIAMS ELECTRIC SU	337.50
141	72620	499	000	141216171	09/03/2021	WILLIAMS ELECTRIC SU	196.20
141	72210	355	000	141216172	09/03/2021	WOODWARD, HANNAH	56.49

FND	ACCT	OBJ	PRJ	CHECK NUMBER	CHECK DATE	VENDOR	AMOUNT
141	72710	599	000	141216194	09/10/2021	ACE AUTO GLASS	200.00
141	71100	299	000	141216195	09/10/2021	AIUTO	34.20
141	72710	330	000	141216196	09/10/2021	ALLY	350.54
141	71100	429	000	141216197	09/10/2021	AMAZON CAPITAL SERVI	127.59
141	71100	429	000	141216197	09/10/2021	AMAZON CAPITAL SERVI	196.58
141	71100	429	000	141216197	09/10/2021	AMAZON CAPITAL SERVI	66.37
141	71100	429	000	141216197	09/10/2021	AMAZON CAPITAL SERVI	199.25
141	71100	429	000	141216197	09/10/2021	AMAZON CAPITAL SERVI	378.22
141	71100	429	000	141216197	09/10/2021	AMAZON CAPITAL SERVI	24.34
141	72410	499	000	141216197	09/10/2021	AMAZON CAPITAL SERVI	401.73
141	71100	429	000	141216197	09/10/2021	AMAZON CAPITAL SERVI	379.51
141	71100	429	000	141216197	09/10/2021	AMAZON CAPITAL SERVI	198.81
141	71100	429	000	141216197	09/10/2021	AMAZON CAPITAL SERVI	105.00
141	71100	429	000	141216197	09/10/2021	AMAZON CAPITAL SERVI	16.02
141	71100	429	000	141216197	09/10/2021	AMAZON CAPITAL SERVI	75.53
141	72320	355	000	141216198	09/10/2021	BOYD, JERRY	114.00
141	72320	355	000	141216198	09/10/2021	BOYD, JERRY	94.00
141	72620	499	000	141216199	09/10/2021	CAPITAL ONE TRADE CR	142.12
141	72620	499	000	141216199	09/10/2021	CAPITAL ONE TRADE CR	238.96
141	72310	355	000	141216200	09/10/2021	CARNEGIE HOTEL	205.44
141	72250	499	000	141216201	09/10/2021	CDW GOVERNMENT, INC	10.63
141	72250	499	000	141216201	09/10/2021	CDW GOVERNMENT, INC	606.63
141	72250	499	000	141216201	09/10/2021	CDW GOVERNMENT, INC	30.15
141	72610	599	000	141216202	09/10/2021	CENTURY LINK	134.16
141	72620	499	000	141216203	09/10/2021	CITY ELECTRIC SUPPLY	168.50
141	72620	499	000	141216203	09/10/2021	CITY ELECTRIC SUPPLY	234.00
141	72620	499	000	141216203	09/10/2021	CITY ELECTRIC SUPPLY	248.00
141	72620	499	000	141216203	09/10/2021	CITY ELECTRIC SUPPLY	234.00
141	72620	499	000	141216203	09/10/2021	CITY ELECTRIC SUPPLY	388.80
141	72620	499	000	141216204	09/10/2021	CLINE-HOLDER ELECTRI	112.26
141	72250	355	000	141216205	09/10/2021	COX, KATHY	90.00
141	72250	355	000	141216205	09/10/2021	COX, KATHY	270.72
141	72610	399	000	141216206	09/10/2021	CRYSTAL SPRINGS	60.90
141	71100	429	000	141216207	09/10/2021	ELITE FTS.COM	199.96
141	72250	350	000	141216208	09/10/2021	ENA SERVICES LLC	5,817.61
141	72320	307	000	141216208	09/10/2021	ENA SERVICES LLC	356.61
141	72320	307	000	141216208	09/10/2021	ENA SERVICES LLC	434.63
141	72320	307	000	141216208	09/10/2021	ENA SERVICES LLC	615.57
141	72320	307	000	141216208	09/10/2021	ENA SERVICES LLC	504.78
141	72320	307	000	141216208	09/10/2021	ENA SERVICES LLC	189.34
141	72320	307	000	141216208	09/10/2021	ENA SERVICES LLC	314.92
141	72320	307	000	141216208	09/10/2021	ENA SERVICES LLC	234.18
141	72320	307	000	141216208	09/10/2021	ENA SERVICES LLC	238.10
141	72320	307	000	141216208	09/10/2021	ENA SERVICES LLC	199.10
141	72320	307	000	141216208	09/10/2021	ENA SERVICES LLC	225.76
141	72320	307	000	141216208	09/10/2021	ENA SERVICES LLC	161.84
141	72320	307	000	141216208	09/10/2021	ENA SERVICES LLC	419.44
141	72320	307	000	141216208	09/10/2021	ENA SERVICES LLC	211.68
141	72320	307	000	141216208	09/10/2021	ENA SERVICES LLC	206.26
141	72710	307	000	141216208	09/10/2021	ENA SERVICES LLC	54.17
141	72620	307	000	141216208	09/10/2021	ENA SERVICES LLC	236.60
141	72320	307	000	141216208	09/10/2021	ENA SERVICES LLC	223.60
141	72320	307	000	141216208	09/10/2021	ENA SERVICES LLC	476.67
141	72610	599	000	141216208	09/10/2021	ENA SERVICES LLC	931.06
141	73300	599	000	141216208	09/10/2021	ENA SERVICES LLC	98.76
141	71200	429	000	141216209	09/10/2021	FOOD CITY	66.09

FND	ACCT	OBJ	PRJ	CHECK NUMBER	CHECK DATE	VENDOR	AMOUNT
141	72210	524	000	141216209	09/10/2021	FOOD CITY	46.78
141	72310	599	000	141216209	09/10/2021	FOOD CITY	105.74
141	72250	355	000	141216210	09/10/2021	FRANKLIN MARIOTT	579.33
141	72250	499	000	141216212	09/10/2021	GOVCONNECTION, INC	123.54
141	72250	499	000	141216212	09/10/2021	GOVCONNECTION, INC	968.00
141	72250	499	000	141216212	09/10/2021	GOVCONNECTION, INC	343.00
141	72250	499	000	141216212	09/10/2021	GOVCONNECTION, INC	573.45
141	72250	499	000	141216212	09/10/2021	GOVCONNECTION, INC	613.04
141	72250	499	000	141216212	09/10/2021	GOVCONNECTION, INC	38.98
141	72250	399	000	141216212	09/10/2021	GOVCONNECTION, INC	81.40
141	71100	499	000	141216213	09/10/2021	GRANT WATCH	199.00
141	72110	355	000	141216214	09/10/2021	GRAY, SHANNON	132.00
141	72110	355	000	141216214	09/10/2021	GRAY, SHANNON	282.00
141	72250	355	000	141216215	09/10/2021	HODGE, TAMMY	90.00
141	72210	355	000	141216218	09/10/2021	HUNT, BARBARA	39.48
141	72710	453	000	141216219	09/10/2021	INTERSTATE BATTERY S	151.90
141	72710	453	000	141216219	09/10/2021	INTERSTATE BATTERY S	190.00
141	72620	336	000	141216221	09/10/2021	JOHNSON CONTROLS	49,142.86
141	72620	336	000	141216221	09/10/2021	JOHNSON CONTROLS	23,872.00
141	72210	355	000	141216222	09/10/2021	LEWIS, DEE	48.88
141	72710	424	000	141216224	09/10/2021	MATHESON TRI-GAS INC	67.78
141	72710	453	000	141216225	09/10/2021	MID-SOUTH BUS CENTER	-20.00
141	72710	453	000	141216225	09/10/2021	MID-SOUTH BUS CENTER	309.02
141	72210	355	000	141216226	09/10/2021	MOFFITT, HOLLY	71.44
141	71100	429	000	141216227	09/10/2021	MY BINDING INC	472.90
141	72210	524	000	141216228	09/10/2021	NATIONAL CENTER FOR	170.00
141	72210	524	000	141216228	09/10/2021	NATIONAL CENTER FOR	170.00
141	72210	524	000	141216228	09/10/2021	NATIONAL CENTER FOR	170.00
141	72210	524	000	141216228	09/10/2021	NATIONAL CENTER FOR	170.00
141	72210	524	000	141216228	09/10/2021	NATIONAL CENTER FOR	170.00
141	72210	524	000	141216228	09/10/2021	NATIONAL CENTER FOR	170.00
141	72210	524	000	141216228	09/10/2021	NATIONAL CENTER FOR	170.00
141	72210	524	000	141216228	09/10/2021	NATIONAL CENTER FOR	135.00
141	72210	524	000	141216228	09/10/2021	NATIONAL CENTER FOR	170.00
141	72210	524	000	141216228	09/10/2021	NATIONAL CENTER FOR	170.00
141	72210	524	000	141216228	09/10/2021	NATIONAL CENTER FOR	170.00
141	72210	524	000	141216228	09/10/2021	NATIONAL CENTER FOR	170.00
141	72120	399	000	141216229	09/10/2021	NORTHEAST STATE	135.00
141	72120	499	000	141216230	09/10/2021	OFFICE DEPOT	383.42
141	72120	499	000	141216230	09/10/2021	OFFICE DEPOT	612.88
141	71100	429	000	141216230	09/10/2021	OFFICE DEPOT	199.06
141	71100	429	000	141216230	09/10/2021	OFFICE DEPOT	146.56
141	71100	429	000	141216230	09/10/2021	OFFICE DEPOT	20.99
141	71100	429	000	141216230	09/10/2021	OFFICE DEPOT	4.49
141	71100	429	000	141216230	09/10/2021	OFFICE DEPOT	12.19
141	71100	429	000	141216230	09/10/2021	OFFICE DEPOT	194.10
141	71100	429	000	141216230	09/10/2021	OFFICE DEPOT	195.21
141	71100	429	000	141216230	09/10/2021	OFFICE DEPOT	191.69
141	71100	429	000	141216230	09/10/2021	OFFICE DEPOT	199.14
141	71100	429	000	141216230	09/10/2021	OFFICE DEPOT	198.25
141	71100	429	000	141216230	09/10/2021	OFFICE DEPOT	172.12
141	71100	429	000	141216230	09/10/2021	OFFICE DEPOT	81.37
141	71100	429	000	141216230	09/10/2021	OFFICE DEPOT	29.96
141	71100	429	000	141216230	09/10/2021	OFFICE DEPOT	198.76
141	72110	499	000	141216230	09/10/2021	OFFICE DEPOT	499.46
141	72620	499	000	141216230	09/10/2021	OFFICE DEPOT	191.26

FND	ACCT	OBJ	PRJ	CHECK NUMBER	CHECK DATE	VENDOR	AMOUNT
141	72620	499	000	141216230	09/10/2021	OFFICE DEPOT	286.89
141	71300	429	000	141216230	09/10/2021	OFFICE DEPOT	497.78
141	72610	499	000	141216231	09/10/2021	OLDE TOWNE SMALL ENG	427.85
141	71100	299	000	141216233	09/10/2021	OPTUM	100.00
141	71100	299	000	141216233	09/10/2021	OPTUM	350.00
141	72320	399	000	141216234	09/10/2021	PITNEY BOWES GLOBAL	862.20
141	72710	453	000	141216235	09/10/2021	PRO BILLING & FUNDIN	8.98
141	72210	499	000	141216236	09/10/2021	QUILL LLC	98.49
141	71100	499	000	141216236	09/10/2021	QUILL LLC	82.30
141	72320	435	000	141216236	09/10/2021	QUILL LLC	317.92
141	72250	499	000	141216236	09/10/2021	QUILL LLC	604.75
141	72250	499	000	141216236	09/10/2021	QUILL LLC	162.58
141	72250	499	000	141216236	09/10/2021	QUILL LLC	161.98
141	72250	499	000	141216236	09/10/2021	QUILL LLC	129.59
141	72250	499	000	141216236	09/10/2021	QUILL LLC	672.33
141	72250	499	000	141216236	09/10/2021	QUILL LLC	81.29
141	72250	499	000	141216236	09/10/2021	QUILL LLC	800.03
141	72250	499	000	141216236	09/10/2021	QUILL LLC	204.54
141	72250	499	000	141216236	09/10/2021	QUILL LLC	100.78
141	72250	499	000	141216236	09/10/2021	QUILL LLC	173.87
141	72610	499	000	141216238	09/10/2021	SOUTHERN STATES CO-O	181.85
141	71100	217	000	141216240	09/10/2021	TENN CONSOLIDATED RE	485.67
141	72110	355	000	141216242	09/10/2021	TENNESSEE ATTENDANCE	200.00
141	72620	499	000	141216243	09/10/2021	TMS SOUTH	200.59
141	72620	499	000	141216243	09/10/2021	TMS SOUTH	415.00
141	72620	499	000	141216243	09/10/2021	TMS SOUTH	349.28
141	72620	336	000	141216244	09/10/2021	TRANE COMPANY	43.11
141	72620	336	000	141216244	09/10/2021	TRANE COMPANY	1,015.28
141	72620	499	000	141216244	09/10/2021	TRANE COMPANY	101.33
141	72620	499	000	141216244	09/10/2021	TRANE COMPANY	56.67
141	72620	499	000	141216244	09/10/2021	TRANE COMPANY	115.04
141	72610	499	000	141216245	09/10/2021	TRI CITY MOWER & SAW	102.57
141	72610	499	000	141216245	09/10/2021	TRI CITY MOWER & SAW	462.41
141	72710	453	000	141216246	09/10/2021	TRUCK PRO	245.89
141	72710	453	000	141216246	09/10/2021	TRUCK PRO	224.32
141	72710	453	000	141216246	09/10/2021	TRUCK PRO	254.97
141	72710	453	000	141216246	09/10/2021	TRUCK PRO	281.25
141	72710	453	000	141216246	09/10/2021	TRUCK PRO	254.97
141	72710	453	000	141216246	09/10/2021	TRUCK PRO	280.40
141	72620	336	000	141216247	09/10/2021	UNITED REFRIGERATION	1,221.71
141	72620	336	000	141216247	09/10/2021	UNITED REFRIGERATION	2,133.65
141	71200	599	000	141216248	09/10/2021	VERIZON WIRELESS	60.11
141	72320	307	000	141216248	09/10/2021	VERIZON WIRELESS	2,241.16
141	72320	307	000	141216248	09/10/2021	VERIZON WIRELESS	293.97
141	72210	355	000	141216250	09/14/2021	AKIN, JACOB	161.21
141	72220	355	000	141216251	09/14/2021	CAMPBELL, AMANDA	122.67
141	72220	355	000	141216252	09/14/2021	CARR, ABIGAIL	40.79
141	72220	355	000	141216253	09/14/2021	CHAPMAN, JOHANNA	153.69
141	72220	355	000	141216254	09/14/2021	CHITTUM, ROB	179.07
141	72210	355	000	141216255	09/14/2021	CROLEY, MICHELLE	25.85
141	72210	355	000	141216256	09/14/2021	CROSBY, MEGAN	79.43
141	72250	355	000	141216258	09/14/2021	FRANKLIN MARIOTT	579.33
141	72220	355	000	141216259	09/14/2021	LOYD, KATHY	250.98
141	72220	355	000	141216260	09/14/2021	ROSE, DONNA	95.41
141	72220	355	000	141216261	09/14/2021	SELF, LEA	140.06
141	72210	355	000	141216262	09/14/2021	SMITH, ALICE ANN	43.24

FND	ACCT	OBJ	PRJ	CHECK NUMBER	CHECK DATE	VENDOR	AMOUNT
141	72220	355	000	141216263	09/14/2021	ST JOHN, SEBRENA	62.98
141	72220	355	000	141216264	09/14/2021	TEILMANN, CHRISTIE	51.70
141	72220	355	000	141216265	09/14/2021	THOMPSON, LESLIE	65.80
141	72710	453	000	141216275	09/17/2021	ADVANCE AUTO PARTS	1,860.34
141	72610	434	000	141216277	09/17/2021	ATMOS ENERGY	42.00
141	72610	434	000	141216277	09/17/2021	ATMOS ENERGY	42.00
141	72610	434	000	141216277	09/17/2021	ATMOS ENERGY	46.51
141	72610	434	000	141216277	09/17/2021	ATMOS ENERGY	43.50
141	72610	434	000	141216277	09/17/2021	ATMOS ENERGY	100.69
141	72610	434	000	141216277	09/17/2021	ATMOS ENERGY	42.00
141	72610	434	000	141216277	09/17/2021	ATMOS ENERGY	274.47
141	72610	434	000	141216277	09/17/2021	ATMOS ENERGY	42.00
141	72610	434	000	141216277	09/17/2021	ATMOS ENERGY	90.85
141	71300	429	000	141216278	09/17/2021	AUTO BODY TOOLMART	93.45
141	72210	524	000	141216279	09/17/2021	BARNES & NOBLE INC	37.75
141	72210	524	000	141216279	09/17/2021	BARNES & NOBLE INC	47.77
141	72210	524	000	141216279	09/17/2021	BARNES & NOBLE INC	147.80
141	72210	355	000	141216280	09/17/2021	BLANTON, SCOTT	43.71
141	72610	434	000	141216281	09/17/2021	BLOSSMAN GAS & APPLI	5,473.82
141	72610	415	000	141216282	09/17/2021	BRIGHT RIDGE	9,573.37
141	72610	415	000	141216282	09/17/2021	BRIGHT RIDGE	1,859.55
141	72610	415	000	141216282	09/17/2021	BRIGHT RIDGE	1,271.57
141	72610	415	000	141216282	09/17/2021	BRIGHT RIDGE	19,147.63
141	72610	415	000	141216282	09/17/2021	BRIGHT RIDGE	17,195.60
141	72610	415	000	141216282	09/17/2021	BRIGHT RIDGE	5,564.22
141	72610	415	000	141216282	09/17/2021	BRIGHT RIDGE	10,850.49
141	72610	415	000	141216282	09/17/2021	BRIGHT RIDGE	10,944.95
141	72610	415	000	141216282	09/17/2021	BRIGHT RIDGE	8,419.09
141	72610	415	000	141216282	09/17/2021	BRIGHT RIDGE	14,736.46
141	72610	415	000	141216282	09/17/2021	BRIGHT RIDGE	8,263.08
141	72610	415	000	141216282	09/17/2021	BRIGHT RIDGE	8,635.60
141	72610	415	000	141216282	09/17/2021	BRIGHT RIDGE	8,615.42
141	72610	415	000	141216282	09/17/2021	BRIGHT RIDGE	30,661.28
141	72610	415	000	141216282	09/17/2021	BRIGHT RIDGE	26,872.86
141	72610	415	000	141216282	09/17/2021	BRIGHT RIDGE	15,346.54
141	72210	524	000	141216283	09/17/2021	BROWN, ASHLEY	36.00
141	72210	524	000	141216283	09/17/2021	BROWN, ASHLEY	302.00
141	72610	599	000	141216284	09/17/2021	CENTURYLINK	28.04
141	72610	399	000	141216285	09/17/2021	CHEM-AQUA INC	1,332.62
141	72610	454	000	141216287	09/17/2021	CHUCKEY UTILITY DIST	339.45
141	72610	599	000	141216288	09/17/2021	CINTAS	49.77
141	72610	599	000	141216288	09/17/2021	CINTAS	49.77
141	72610	599	000	141216288	09/17/2021	CINTAS	49.77
141	72610	599	000	141216288	09/17/2021	CINTAS	49.77
141	72610	599	000	141216288	09/17/2021	CINTAS	49.77
141	72610	599	000	141216288	09/17/2021	CINTAS	56.01
141	72610	599	000	141216288	09/17/2021	CINTAS	56.01
141	72610	599	000	141216288	09/17/2021	CINTAS	56.01
141	72610	599	000	141216288	09/17/2021	CINTAS	68.09
141	72610	599	000	141216288	09/17/2021	CINTAS	68.09
141	72610	599	000	141216288	09/17/2021	CINTAS	68.09
141	72610	599	000	141216288	09/17/2021	CINTAS	68.09
141	72610	599	000	141216288	09/17/2021	CINTAS	25.00
141	72610	599	000	141216288	09/17/2021	CINTAS	25.00
141	72610	599	000	141216288	09/17/2021	CINTAS	25.00
141	72610	599	000	141216288	09/17/2021	CINTAS	25.00

FND	ACCT	OBJ	PRJ	CHECK NUMBER	CHECK DATE	VENDOR	AMOUNT
141	72620	599	000	141216288	09/17/2021	CINTAS	411.48
141	72620	599	000	141216288	09/17/2021	CINTAS	399.34
141	72620	599	000	141216288	09/17/2021	CINTAS	408.14
141	72620	599	000	141216288	09/17/2021	CINTAS	400.92
141	72620	599	000	141216288	09/17/2021	CINTAS	444.35
141	72710	599	000	141216289	09/17/2021	CINTAS	40.47
141	72710	599	000	141216289	09/17/2021	CINTAS	40.47
141	72710	599	000	141216289	09/17/2021	CINTAS	40.47
141	72710	599	000	141216289	09/17/2021	CINTAS	40.47
141	72710	599	000	141216289	09/17/2021	CINTAS	40.47
141	72710	599	000	141216289	09/17/2021	CINTAS	97.72
141	72710	599	000	141216289	09/17/2021	CINTAS	97.72
141	72710	599	000	141216289	09/17/2021	CINTAS	97.72
141	72710	599	000	141216289	09/17/2021	CINTAS	97.72
141	72710	599	000	141216289	09/17/2021	CINTAS	97.72
141	72610	599	000	141216289	09/17/2021	CINTAS	56.01
141	72610	454	000	141216290	09/17/2021	CITY OF KINGSPORT	145.97
141	72210	524	000	141216291	09/17/2021	COUNTRY INN & SUITES	369.21
141	72210	524	000	141216292	09/17/2021	COX, REGINA	74.00
141	72210	524	000	141216293	09/17/2021	CREWS, CANDACE	94.00
141	72210	524	000	141216293	09/17/2021	CREWS, CANDACE	282.00
141	71200	429	000	141216294	09/17/2021	E SPECIAL NEEDS LLC	511.90
141	72620	335	000	141216295	09/17/2021	E. LUKE GREENE COMPA	3,300.00
141	72620	336	000	141216295	09/17/2021	E. LUKE GREENE COMPA	7,750.00
141	72210	524	000	141216296	09/17/2021	EMBASSY SUITES	1,110.60
141	72210	524	000	141216297	09/17/2021	EMBASSY SUITES	321.80
141	72250	399	000	141216298	09/17/2021	ENA SERVICES LLC	16,115.80
141	72210	524	000	141216300	09/17/2021	FOISTER, MARY	36.00
141	72210	524	000	141216300	09/17/2021	FOISTER, MARY	302.00
141	72210	524	000	141216301	09/17/2021	GENTRY, JULIE	74.00
141	72210	524	000	141216301	09/17/2021	GENTRY, JULIE	248.16
141	72250	499	000	141216302	09/17/2021	GOVCONNECTION, INC	7,763.60
141	72210	524	000	141216303	09/17/2021	GRAY, JAMES	266.02
141	72210	524	000	141216303	09/17/2021	GRAY, JAMES	74.00
141	72210	524	000	141216304	09/17/2021	GREEN, KENT	74.00
141	72210	524	000	141216304	09/17/2021	GREEN, KENT	267.90
141	72210	524	000	141216305	09/17/2021	HAGY, SCOTT	282.00
141	72210	524	000	141216305	09/17/2021	HAGY, SCOTT	74.00
141	72230	355	000	141216306	09/17/2021	HALE, CHARLES	106.22
141	72620	335	000	141216307	09/17/2021	HOLSTON GLASS COMPAN	1,902.62
141	72610	410	000	141216308	09/17/2021	HOME DEPOT PRO	26.70
141	72610	410	000	141216308	09/17/2021	HOME DEPOT PRO	944.32
141	72610	410	000	141216308	09/17/2021	HOME DEPOT PRO	47.64
141	72610	410	000	141216308	09/17/2021	HOME DEPOT PRO	174.64
141	72610	410	000	141216308	09/17/2021	HOME DEPOT PRO	12.63
141	72610	410	000	141216308	09/17/2021	HOME DEPOT PRO	624.08
141	72610	410	000	141216308	09/17/2021	HOME DEPOT PRO	1,603.62
141	72610	410	000	141216308	09/17/2021	HOME DEPOT PRO	514.32
141	72610	410	000	141216308	09/17/2021	HOME DEPOT PRO	619.89
141	72610	410	000	141216308	09/17/2021	HOME DEPOT PRO	256.56
141	72610	410	000	141216308	09/17/2021	HOME DEPOT PRO	783.06
141	72610	410	000	141216308	09/17/2021	HOME DEPOT PRO	544.36
141	72610	410	000	141216308	09/17/2021	HOME DEPOT PRO	1,221.66
141	72610	410	000	141216308	09/17/2021	HOME DEPOT PRO	1,128.12
141	72610	410	000	141216308	09/17/2021	HOME DEPOT PRO	45.60
141	72610	410	000	141216308	09/17/2021	HOME DEPOT PRO	160.89

FND	ACCT	OBJ	PRJ	CHECK NUMBER	CHECK DATE	VENDOR	AMOUNT
141	72210	524	000	141216309	09/17/2021	HUGHES, CAITLIN	74.00
141	72210	524	000	141216309	09/17/2021	HUGHES, CAITLIN	266.02
141	73400	499	000	141216310	09/17/2021	KAPLAN EARLY LEARNIN	130.98
141	72210	524	000	141216311	09/17/2021	KETRON, CATHY	36.00
141	72210	524	000	141216312	09/17/2021	LEWIS, WARREN	267.90
141	72210	524	000	141216312	09/17/2021	LEWIS, WARREN	74.00
141	71100	499	000	141216313	09/17/2021	MAC PAPERS	999.50
141	71100	499	000	141216313	09/17/2021	MAC PAPERS	21.28
141	72210	524	000	141216314	09/17/2021	MCCORKLE, LORIE	74.00
141	72210	524	000	141216314	09/17/2021	MCCORKLE, LORIE	267.90
141	72220	399	000	141216315	09/17/2021	MINI MIRACLES THERAP	7,052.00
141	72220	399	000	141216315	09/17/2021	MINI MIRACLES THERAP	180.00
141	72210	524	000	141216316	09/17/2021	NASH, LORI	36.00
141	72210	524	000	141216316	09/17/2021	NASH, LORI	302.00
141	72120	399	000	141216317	09/17/2021	NORTHEAST STATE	168.00
141	71100	429	000	141216318	09/17/2021	OFFICE DEPOT INC	309.91
141	71100	429	000	141216318	09/17/2021	OFFICE DEPOT INC	13.98
141	71100	429	000	141216318	09/17/2021	OFFICE DEPOT INC	75.48
141	72410	499	000	141216318	09/17/2021	OFFICE DEPOT INC	113.07
141	72410	499	000	141216318	09/17/2021	OFFICE DEPOT INC	203.81
141	72410	499	000	141216318	09/17/2021	OFFICE DEPOT INC	80.90
141	72620	499	000	141216319	09/17/2021	OLDE TOWNE LOCK & KE	29.94
141	71100	299	000	141216320	09/17/2021	OMNI GROUP	224.00
141	72320	348	000	141216321	09/17/2021	PITNEY BOWES PURCHAS	1,000.00
141	71300	429	000	141216322	09/17/2021	POCKET NURSE	219.81
141	71300	429	000	141216322	09/17/2021	POCKET NURSE	194.74
141	72210	524	000	141216323	09/17/2021	PRICE, BROOKE	74.00
141	72620	499	000	141216324	09/17/2021	QUIK CLEANERS	205.75
141	71200	429	000	141216325	09/17/2021	REALLY GOOD STUFF	176.38
141	72210	524	000	141216326	09/17/2021	ROBINSON, MIRIAM	74.00
141	72210	524	000	141216327	09/17/2021	ROWE, LEIGH	74.00
141	72210	524	000	141216327	09/17/2021	ROWE, LEIGH	267.90
141	72210	524	000	141216328	09/17/2021	SANFORD, SARAHFAYE	282.00
141	72210	524	000	141216328	09/17/2021	SANFORD, SARAHFAYE	20.00
141	72210	524	000	141216328	09/17/2021	SANFORD, SARAHFAYE	36.00
141	71100	429	000	141216329	09/17/2021	SCHOLASTIC INC	250.47
141	72610	499	000	141216330	09/17/2021	SITE ONE LANDSCAPE S	249.43
141	72610	499	000	141216330	09/17/2021	SITE ONE LANDSCAPE S	115.90
141	71100	429	000	141216331	09/17/2021	TENNESSEE OFFICE SUP	161.26
141	71100	429	000	141216331	09/17/2021	TENNESSEE OFFICE SUP	88.75
141	71100	429	000	141216331	09/17/2021	TENNESSEE OFFICE SUP	110.88
141	71100	429	000	141216331	09/17/2021	TENNESSEE OFFICE SUP	48.18
141	71100	429	000	141216331	09/17/2021	TENNESSEE OFFICE SUP	12.46
141	71100	429	000	141216331	09/17/2021	TENNESSEE OFFICE SUP	40.00
141	71100	429	000	141216331	09/17/2021	TENNESSEE OFFICE SUP	167.33
141	71100	429	000	141216331	09/17/2021	TENNESSEE OFFICE SUP	123.25
141	72210	432	000	141216331	09/17/2021	TENNESSEE OFFICE SUP	714.75
141	72410	499	000	141216331	09/17/2021	TENNESSEE OFFICE SUP	4.47
141	71200	429	000	141216331	09/17/2021	TENNESSEE OFFICE SUP	158.45
141	72320	435	000	141216331	09/17/2021	TENNESSEE OFFICE SUP	137.55
141	72410	499	000	141216331	09/17/2021	TENNESSEE OFFICE SUP	232.64
141	71100	429	000	141216331	09/17/2021	TENNESSEE OFFICE SUP	150.97
141	71100	429	000	141216331	09/17/2021	TENNESSEE OFFICE SUP	386.02
141	71100	429	000	141216331	09/17/2021	TENNESSEE OFFICE SUP	186.80
141	71100	499	000	141216331	09/17/2021	TENNESSEE OFFICE SUP	449.00
141	71100	299	000	141216333	09/17/2021	TRUSTMARK SOLUTIONS	50.51

FND	ACCT	OBJ	PRJ	CHECK NUMBER	CHECK DATE	VENDOR	AMOUNT
141	72610	499	000	141216334	09/17/2021	WASHINGTON FARMERS C	265.97
141	72610	499	000	141216334	09/17/2021	WASHINGTON FARMERS C	141.70
141	72610	499	000	141216334	09/17/2021	WASHINGTON FARMERS C	29.98
141	72610	499	000	141216334	09/17/2021	WASHINGTON FARMERS C	2,297.50
141	72610	499	000	141216334	09/17/2021	WASHINGTON FARMERS C	72.20
141	72610	499	000	141216334	09/17/2021	WASHINGTON FARMERS C	32.99
141	72710	599	000	141216335	09/17/2021	WASHINGTON COUNTY CO	31.00
141	72710	599	000	141216335	09/17/2021	WASHINGTON COUNTY CO	31.00
141	71100	201	000	141216336	09/17/2021	WASHINGTON COUNTY TR	4,129.27
141	72210	524	000	141216337	09/17/2021	WILLIAMS, KRISTEN	36.00
141	71100	429	000	141216338	09/17/2021	WOODWIND & BRASSWIND	344.00
141	71100	399	000	141216339	09/20/2021	ETSU UNIVERSITY SCHO	328,080.40
141	72210	524	000	141216340	09/20/2021	RON CLARK ACADEMY	995.00
141	72710	599	000	141216341	09/24/2021	ACE AUTO GLASS	300.00
141	71100	429	000	141216342	09/24/2021	AMAZON CAPITAL SERVI	5.99
141	71100	429	000	141216342	09/24/2021	AMAZON CAPITAL SERVI	199.71
141	71100	429	000	141216342	09/24/2021	AMAZON CAPITAL SERVI	167.05
141	71100	429	000	141216342	09/24/2021	AMAZON CAPITAL SERVI	32.04
141	71100	429	000	141216342	09/24/2021	AMAZON CAPITAL SERVI	72.59
141	71100	429	000	141216342	09/24/2021	AMAZON CAPITAL SERVI	126.92
141	71100	429	000	141216342	09/24/2021	AMAZON CAPITAL SERVI	195.57
141	71200	429	000	141216342	09/24/2021	AMAZON CAPITAL SERVI	200.23
141	73300	499	000	141216343	09/24/2021	AMERICAN RED CROSS	96.00
141	71100	299	000	141216344	09/24/2021	AMERICAN BENEFIT ADM	200.00
141	72620	499	000	141216345	09/24/2021	ANDY OXY CO INC	138.70
141	72250	499	000	141216346	09/24/2021	APPLE INC	2,319.00
141	71100	429	000	141216347	09/24/2021	BARNES & NOBLE INC	194.13
141	71100	429	000	141216348	09/24/2021	BLICK ART MATERIALS	342.33
141	72120	355	000	141216349	09/24/2021	COLLETTE, TERESA	230.30
141	71100	499	000	141216350	09/24/2021	CONSTABLE, SUSAN	35.15
141	71100	499	000	141216351	09/24/2021	DANIEL BOONE HIGH SC	367.31
141	71100	499	000	141216352	09/24/2021	DAVID CROCKETT HIGH	516.57
141	71100	499	000	141216353	09/24/2021	DCHS DIGITAL GRAPHIC	3,036.00
141	72620	499	000	141216354	09/24/2021	ELEAS SIGN INC	992.50
141	72620	336	000	141216355	09/24/2021	FRONT ROW MUSIC	11,469.00
141	72250	355	000	141216356	09/24/2021	FULLBRIGHT, CURTIS	38.54
141	72250	499	000	141216357	09/24/2021	GOVCONNECTION, INC	870.00
141	72710	424	000	141216358	09/24/2021	GREENEVILLE OIL & PE	372.50
141	71100	429	000	141216359	09/24/2021	HARKE, LAURA	73.56
141	72220	524	000	141216360	09/24/2021	INGLES MARKETS, INC	84.92
141	72220	524	000	141216360	09/24/2021	INGLES MARKETS, INC	55.02
141	71100	429	000	141216361	09/24/2021	INST FOR MULTI SENSO	95.90
141	72610	454	000	141216363	09/24/2021	JOHNSON CITY UTILITY	2,728.01
141	72610	454	000	141216363	09/24/2021	JOHNSON CITY UTILITY	2,223.11
141	72610	454	000	141216363	09/24/2021	JOHNSON CITY UTILITY	5,643.98
141	72610	359	000	141216363	09/24/2021	JOHNSON CITY UTILITY	968.00
141	72610	454	000	141216363	09/24/2021	JOHNSON CITY UTILITY	898.50
141	72610	454	000	141216363	09/24/2021	JOHNSON CITY UTILITY	184.50
141	72610	359	000	141216363	09/24/2021	JOHNSON CITY UTILITY	339.00
141	72610	359	000	141216363	09/24/2021	JOHNSON CITY UTILITY	259.95
141	72610	359	000	141216363	09/24/2021	JOHNSON CITY UTILITY	114.50
141	72610	359	000	141216363	09/24/2021	JOHNSON CITY UTILITY	259.00
141	72610	359	000	141216363	09/24/2021	JOHNSON CITY UTILITY	229.00
141	72610	359	000	141216363	09/24/2021	JOHNSON CITY UTILITY	353.12
141	72610	359	000	141216363	09/24/2021	JOHNSON CITY UTILITY	423.33
141	72610	359	000	141216363	09/24/2021	JOHNSON CITY UTILITY	272.58

FND	ACCT	OBJ	PRJ	CHECK NUMBER	CHECK DATE	VENDOR	AMOUNT
141	72610	359	000	141216363	09/24/2021	JOHNSON CITY UTILITY	296.25
141	72610	359	000	141216363	09/24/2021	JOHNSON CITY UTILITY	222.78
141	72610	359	000	141216363	09/24/2021	JOHNSON CITY UTILITY	113.76
141	72610	359	000	141216363	09/24/2021	JOHNSON CITY UTILITY	118.50
141	72610	359	000	141216363	09/24/2021	JOHNSON CITY UTILITY	123.24
141	72610	454	000	141216363	09/24/2021	JOHNSON CITY UTILITY	599.71
141	72610	454	000	141216363	09/24/2021	JOHNSON CITY UTILITY	22.55
141	72610	454	000	141216363	09/24/2021	JOHNSON CITY UTILITY	1,372.25
141	72610	359	000	141216363	09/24/2021	JOHNSON CITY UTILITY	6,648.00
141	72610	359	000	141216363	09/24/2021	JOHNSON CITY UTILITY	267.80
141	71100	429	000	141216364	09/24/2021	LAKESHORE LEARNING M	195.40
141	72610	399	000	141216365	09/24/2021	LEO'S PEST CONTROL	125.00
141	72610	399	000	141216365	09/24/2021	LEO'S PEST CONTROL	100.00
141	72610	399	000	141216365	09/24/2021	LEO'S PEST CONTROL	180.00
141	72610	399	000	141216365	09/24/2021	LEO'S PEST CONTROL	100.00
141	72610	399	000	141216365	09/24/2021	LEO'S PEST CONTROL	90.00
141	72610	399	000	141216365	09/24/2021	LEO'S PEST CONTROL	200.00
141	72610	399	000	141216365	09/24/2021	LEO'S PEST CONTROL	150.00
141	72610	399	000	141216365	09/24/2021	LEO'S PEST CONTROL	60.00
141	72610	399	000	141216366	09/24/2021	MCCLAIN'S PEST CONTR	50.00
141	71100	429	000	141216367	09/24/2021	NEARPOD INC	3,600.00
141	72210	432	000	141216367	09/24/2021	NEARPOD INC	2,600.00
141	71100	429	000	141216368	09/24/2021	OFFICE DEPOT	199.87
141	71100	429	000	141216368	09/24/2021	OFFICE DEPOT	99.04
141	71100	429	000	141216368	09/24/2021	OFFICE DEPOT	199.41
141	71100	429	000	141216368	09/24/2021	OFFICE DEPOT	199.14
141	71100	429	000	141216368	09/24/2021	OFFICE DEPOT	399.70
141	71100	429	000	141216368	09/24/2021	OFFICE DEPOT	161.55
141	71100	429	000	141216368	09/24/2021	OFFICE DEPOT	199.97
141	71100	429	000	141216368	09/24/2021	OFFICE DEPOT	198.50
141	71100	429	000	141216368	09/24/2021	OFFICE DEPOT	198.61
141	71100	429	000	141216368	09/24/2021	OFFICE DEPOT	170.10
141	71100	429	000	141216368	09/24/2021	OFFICE DEPOT	121.65
141	71100	429	000	141216368	09/24/2021	OFFICE DEPOT	74.94
141	71100	429	000	141216368	09/24/2021	OFFICE DEPOT	199.14
141	71100	429	000	141216368	09/24/2021	OFFICE DEPOT	126.63
141	71100	429	000	141216368	09/24/2021	OFFICE DEPOT	199.40
141	72130	499	000	141216368	09/24/2021	OFFICE DEPOT	130.50
141	72620	499	000	141216368	09/24/2021	OFFICE DEPOT	478.15
141	71200	429	000	141216368	09/24/2021	OFFICE DEPOT	198.69
141	71200	429	000	141216368	09/24/2021	OFFICE DEPOT	196.92
141	72210	432	000	141216369	09/24/2021	PERMA-BOUND	2,166.78
141	71100	429	000	141216370	09/24/2021	PLANK ROAD PUBLISHIN	112.45
141	72610	399	000	141216371	09/24/2021	PREMIER FIRE PROTECT	275.00
141	72610	328	000	141216372	09/24/2021	PREMIERE BUILDING MA	5,417.38
141	72610	328	000	141216372	09/24/2021	PREMIERE BUILDING MA	5,968.04
141	72610	328	000	141216372	09/24/2021	PREMIERE BUILDING MA	3,482.36
141	72610	328	000	141216372	09/24/2021	PREMIERE BUILDING MA	5,440.08
141	72610	328	000	141216372	09/24/2021	PREMIERE BUILDING MA	4,669.00
141	72610	328	000	141216372	09/24/2021	PREMIERE BUILDING MA	5,663.47
141	72610	328	000	141216372	09/24/2021	PREMIERE BUILDING MA	4,265.23
141	72610	328	000	141216372	09/24/2021	PREMIERE BUILDING MA	4,216.54
141	72610	328	000	141216372	09/24/2021	PREMIERE BUILDING MA	12,843.35
141	72610	328	000	141216372	09/24/2021	PREMIERE BUILDING MA	12,843.35
141	72610	328	000	141216372	09/24/2021	PREMIERE BUILDING MA	5,981.92
141	72610	328	000	141216372	09/24/2021	PREMIERE BUILDING MA	342.00

FND	ACCT	OBJ	PRJ	CHECK NUMBER	CHECK DATE	VENDOR	AMOUNT
141	72320	435	000	141216373	09/24/2021	QUALITY TROPHY & ENG	105.30
141	71100	499	000	141216374	09/24/2021	QUILL LLC	65.60
141	71100	499	000	141216374	09/24/2021	QUILL LLC	885.45
141	71100	499	000	141216374	09/24/2021	QUILL LLC	1,031.13
141	71100	499	000	141216374	09/24/2021	QUILL LLC	948.92
141	71100	499	000	141216374	09/24/2021	QUILL LLC	631.48
141	71100	499	000	141216374	09/24/2021	QUILL LLC	331.50
141	71100	499	000	141216374	09/24/2021	QUILL LLC	3.40
141	71100	499	000	141216374	09/24/2021	QUILL LLC	847.47
141	71100	499	000	141216374	09/24/2021	QUILL LLC	48.33
141	72210	499	000	141216374	09/24/2021	QUILL LLC	103.49
141	72250	499	000	141216374	09/24/2021	QUILL LLC	351.89
141	72250	499	000	141216374	09/24/2021	QUILL LLC	643.94
141	72250	499	000	141216374	09/24/2021	QUILL LLC	509.42
141	72250	499	000	141216374	09/24/2021	QUILL LLC	143.07
141	72250	499	000	141216374	09/24/2021	QUILL LLC	89.99
141	72250	499	000	141216374	09/24/2021	QUILL LLC	80.99
141	72250	499	000	141216374	09/24/2021	QUILL LLC	869.25
141	72250	499	000	141216374	09/24/2021	QUILL LLC	179.98
141	72250	499	000	141216374	09/24/2021	QUILL LLC	150.84
141	72250	499	000	141216374	09/24/2021	QUILL LLC	937.36
141	72250	499	000	141216374	09/24/2021	QUILL LLC	187.19
141	72250	499	000	141216374	09/24/2021	QUILL LLC	325.21
141	72320	399	000	141216375	09/24/2021	RICOH USA, INC	417.86
141	72610	599	000	141216376	09/24/2021	ROCKY'S PIZZA	193.00
141	71100	429	000	141216377	09/24/2021	SCHOLASTIC INC	358.90
141	71100	429	000	141216377	09/24/2021	SCHOLASTIC INC	186.73
141	71200	429	000	141216378	09/24/2021	SCHOOL OUTFITTERS	221.96
141	71200	429	000	141216378	09/24/2021	SCHOOL OUTFITTERS	318.04
141	71200	429	000	141216379	09/24/2021	SCHOOL SPECIALTY LLC	326.70
141	72620	599	000	141216380	09/24/2021	TEG ENTERPRISES	62.40
141	71100	449	000	141216381	09/24/2021	TENNESSEE BOOK COMPA	19,272.21
141	71100	449	000	141216381	09/24/2021	TENNESSEE BOOK COMPA	17,997.39
141	71100	449	000	141216381	09/24/2021	TENNESSEE BOOK COMPA	1,639.84
141	72620	499	000	141216382	09/24/2021	TMS SOUTH	589.13
141	72620	499	000	141216382	09/24/2021	TMS SOUTH	124.70
141	71100	429	000	141216383	09/24/2021	TOLEDO PHYS ED SUPPL	398.42
141	72610	399	000	141216384	09/24/2021	VALLEY PROTEINS	487.50
141	72610	399	000	141216384	09/24/2021	VALLEY PROTEINS	300.00
141	72610	399	000	141216384	09/24/2021	VALLEY PROTEINS	300.00
141	72610	399	000	141216384	09/24/2021	VALLEY PROTEINS	600.00
141	72610	399	000	141216384	09/24/2021	VALLEY PROTEINS	600.00
141	71100	499	000	141216385	09/24/2021	WALLS, BELINDA	35.15
141	72620	499	000	141216386	09/24/2021	WILLIAMS ELECTRIC SU	49.50
141	72620	499	000	141216386	09/24/2021	WILLIAMS ELECTRIC SU	150.00
141	72620	499	000	141216386	09/24/2021	WILLIAMS ELECTRIC SU	192.22
141	72620	499	000	141216386	09/24/2021	WILLIAMS ELECTRIC SU	305.75
141	72620	499	000	141216386	09/24/2021	WILLIAMS ELECTRIC SU	179.80
141	72620	499	000	141216386	09/24/2021	WILLIAMS ELECTRIC SU	119.82
141	72620	499	000	141216386	09/24/2021	WILLIAMS ELECTRIC SU	104.88
141	72620	499	000	141216386	09/24/2021	WILLIAMS ELECTRIC SU	97.43
141	72620	499	000	141216386	09/24/2021	WILLIAMS ELECTRIC SU	123.19
141	71100	207	000	141216392	09/28/2021	BLANKENBECKLER, SUSA	322.00
141	71100	207	000	141216393	09/28/2021	BOOHER, BRENDA	1,931.00
141	71100	207	000	141216394	09/28/2021	BROCKWELL, TIMOTHY	1,931.00
141	71100	207	000	141216395	09/28/2021	CARTER, LYNNETTE	1,931.00

FND	ACCT	OBJ	PRJ	CHECK NUMBER	CHECK DATE	VENDOR	AMOUNT
141	71100	207	000	141216396	09/28/2021	CARVER, LISA	3,023.00
141	71100	207	000	141216397	09/28/2021	COLLINS, CARLA	3,023.00
141	71100	207	000	141216398	09/28/2021	COLLINS, DEBBIE	1,931.00
141	71100	207	000	141216399	09/28/2021	COOPER, RONDA	4,030.00
141	71100	207	000	141216400	09/28/2021	DUGAN, MARK	3,023.00
141	71100	207	000	141216401	09/28/2021	DULANEY, JULIA	1,288.00
141	71100	207	000	141216402	09/28/2021	DYKES, JANINE	1,931.00
141	71100	207	000	141216403	09/28/2021	EADS, LARRY	1,931.00
141	71100	207	000	141216404	09/28/2021	FLANARY, WILLIAM	4,030.00
141	71100	207	000	141216405	09/28/2021	FREEMAN, RICK	3,023.00
141	71100	207	000	141216406	09/28/2021	FRENCH, BETH	1,931.00
141	71100	207	000	141216407	09/28/2021	FRITTS, GINA	1,931.00
141	71100	207	000	141216408	09/28/2021	GAMBLE, PATTON	3,023.00
141	71100	207	000	141216409	09/28/2021	GRAY, BARBARA	1,931.00
141	71100	207	000	141216410	09/28/2021	HENSLEY, DENA	4,030.00
141	71100	207	000	141216411	09/28/2021	HONEYCUTT, VANESSA	1,931.00
141	71100	207	000	141216412	09/28/2021	JONES, JAMIE	3,023.00
141	71100	207	000	141216413	09/28/2021	KNIGHT, AMY	1,931.00
141	71100	207	000	141216414	09/28/2021	KNIGHT, SANDRA	1,931.00
141	71100	207	000	141216415	09/28/2021	KYKER, CONNIE	1,931.00
141	71100	207	000	141216416	09/28/2021	LOWE, SHEILA	1,931.00
141	71100	207	000	141216417	09/28/2021	MARTIN, SCOTT	3,023.00
141	71100	207	000	141216418	09/28/2021	MCAMIS, GINGER	3,023.00
141	71100	207	000	141216419	09/28/2021	MCFARLAND, MELISSA	3,023.00
141	71100	207	000	141216420	09/28/2021	NANNEY, EUGENIA	805.00
141	71100	207	000	141216421	09/28/2021	NAVE, LELIA	3,023.00
141	71100	207	000	141216422	09/28/2021	NEAL, DEBRA	1,931.00
141	71100	207	000	141216423	09/28/2021	PHILLIPS, EVIA	1,931.00
141	71100	207	000	141216424	09/28/2021	RANGE, JANET	1,931.00
141	71100	207	000	141216425	09/28/2021	SQUIBB, SARAH	1,931.00
141	71100	207	000	141216426	09/28/2021	STREET, ELIZABETH	1,288.00
141	71100	207	000	141216427	09/28/2021	VERBLE, SHARON	2,539.00
141	71100	207	000	141216428	09/28/2021	WHITE, SCOTT	1,931.00
141	71100	207	000	141216429	09/28/2021	WOOTEN, PAM	1,931.00

Totals for checks 1,166,662.87

F U N D S U M M A R Y

FUND	DESCRIPTION	BALANCE SHEET	REVENUE	EXPENSE	TOTAL
141	GENERAL PURPOSE SCHOOL	0.00	0.00	1,166,662.87	1,166,662.87
*** Fund Summary Totals ***		0.00	0.00	1,166,662.87	1,166,662.87

********** End of report **********

Fnd	T	Acct	Obj	Prj	Loc	Prg	Account Level Description	2021-22 Budget	September 2021-22 Monthly Activity	2021-22 FYTD Activity	Encumbered Amount	Unexpended Balance - YTD Act	2021-22 FYTD %
71100							REGULAR INSTRUCTION						
141	E	71100	116	000	00000	000	REGULAR TEACHERS	24,639,087.00	1,849,503.86	1,947,707.09	0.00	22,691,379.91	7.90
141	E	71100	117	000	00000	000	CAREER LADDER PROGRAM	107,865.00	0.00	0.00	0.00	107,865.00	0.00
141	E	71100	127	000	00000	000	CAREER LADDER EXTENDED CONTRAC	0.00	0.00	0.00	0.00	0.00	0.00
141	E	71100	128	000	00000	000	HOMEBOUND TEACHERS	15,300.00	540.00	540.00	0.00	14,760.00	3.53
141	E	71100	163	000	00000	000	EDUCATIONAL ASSISTANTS	1,484,543.00	132,062.59	143,524.72	0.00	1,341,018.28	9.67
141	E	71100	188	000	00000	000	BONUS PAYMENTS	0.00	0.00	0.00	0.00	0.00	0.00
141	E	71100	189	000	00000	000	OTHER SALARIES AND WAGES	0.00	0.00	0.00	0.00	0.00	0.00
141	E	71100	195	000	00000	000	CERTIFIED SUBSTITUTE TEACHERS	200,000.00	35,661.09	35,661.09	0.00	164,338.91	17.83
141	E	71100	198	000	00000	000	NON-CERTIFIED SUBSTITUTE TEACH	302,000.00	27,930.00	27,930.00	0.00	274,070.00	9.25
141	E	71100	201	000	00000	000	SOCIAL SECURITY	1,658,425.00	121,250.73	111,598.69	0.00	1,546,826.31	6.73
141	E	71100	201	000	00000	100		0.00	0.00	0.00	0.00	0.00	0.00
141	E	71100	204	000	00000	000	STATE RETIREMENT	2,693,177.00	195,070.74	232,913.70	0.00	2,460,263.30	8.65
141	E	71100	206	000	00000	000	LIFE INSURANCE	15,000.00	0.00	0.00	0.00	15,000.00	0.00
141	E	71100	207	000	00000	000	MEDICAL INSURANCE	4,417,855.00	496,895.71	480,845.71	0.00	3,937,009.29	10.88
141	E	71100	210	000	00000	000	UNEMPLOYMENT COMPENSATION	32,000.00	0.00	577.13	0.00	31,422.87	1.80
141	E	71100	212	000	00000	000	EMPLOYER MEDICARE	387,858.00	27,784.40	30,095.11	0.00	357,762.89	7.76
141	E	71100	212	000	00000	100		0.00	0.00	0.00	0.00	0.00	0.00
141	E	71100	217	000	00000	000	RETIREMENT-HYBRID STABILIZATIO	115,000.00	485.67	35,361.35	0.00	79,638.65	30.75
141	E	71100	299	000	00000	000	OTHER FRINGE BENEFITS	80,000.00	-1,141.43	6,052.46	0.00	73,947.54	7.57
141	E	71100	336	000	00000	000	MAINTENANCE AND REPAIR SERVICE	0.00	0.00	0.00	0.00	0.00	0.00
141	E	71100	399	000	00000	000	OTHER CONTRACTED SERVICES	4,284,768.00	328,080.40	465,604.17	0.00	3,819,163.83	10.87
141	E	71100	429	000	00000	000	INSTRUCTIONAL SUPPLIES & MATER	200,000.00	497.97	497.97	0.00	199,502.03	0.25
141	E	71100	429	000	00002	000	INSTRUCTIONAL SUPPLIES-ASBURY	0.00	0.00	0.00	0.00	0.00	0.00
141	E	71100	429	000	00003	000	INSTRUCTIONAL SUPPLIES-MIDWAY	0.00	0.00	0.00	0.00	0.00	0.00
141	E	71100	429	000	00004	000	INSTRUCTIONAL SUPPLIES-BCES	0.00	2,644.68	3,043.75	0.00	-3,043.75	0.00
141	E	71100	429	000	00005	000	INSTRUCTIONAL SUPPLIES-BCMS	0.00	0.00	0.00	0.00	0.00	0.00
141	E	71100	429	000	00006	000	INSTRUCTIONAL SUPPLIES-GVES	0.00	586.71	586.71	0.00	-586.71	0.00
141	E	71100	429	000	00007	000	INSTRUCTIONAL SUPPLIES-FBES	0.00	158.63	158.63	0.00	-158.63	0.00
141	E	71100	429	000	00008	000	INSTRUCTIONAL SUPPLIES-GES	0.00	1,021.76	1,021.76	0.00	-1,021.76	0.00
141	E	71100	429	000	00009	000	INSTRUCTIONAL SUPPLIES-JES	0.00	794.68	794.68	0.00	-794.68	0.00
141	E	71100	429	000	00010	000	INSTRUCTIONAL SUPPLIES-JMS	0.00	0.00	0.00	0.00	0.00	0.00
141	E	71100	429	000	00011	000	INSTRUCTIONAL SUPPLIES-LES	0.00	1,050.84	1,050.84	0.00	-1,050.84	0.00
141	E	71100	429	000	00012	000	INSTRUCTIONAL SUPPLIES-SCES	0.00	73.56	73.56	0.00	-73.56	0.00
141	E	71100	429	000	00013	000	INSTRUCTIONAL SUPPLIES-SSES	0.00	360.89	559.63	0.00	-559.63	0.00
141	E	71100	429	000	00014	000	INSTRUCTIONAL SUPPLIES-WVES	0.00	4,101.98	4,101.98	0.00	-4,101.98	0.00
141	E	71100	429	000	00015	000	INSTRUCTIONAL SUPPLIES-DBHS	0.00	2,457.95	3,445.31	0.00	-3,445.31	0.00
141	E	71100	429	000	00016	000	INSTRUCTIONAL SUPPLIES-DCHS	0.00	1,730.57	1,730.57	0.00	-1,730.57	0.00
141	E	71100	429	000	00025	000	INSTRUCTIONAL SUPPLIES-RVES	0.00	1,242.89	1,242.89	0.00	-1,242.89	0.00

Fnd T Acct Obj Prj Loc Prg	Account Level Description	2021-22 Budget	September 2021-22 Monthly Activity	2021-22 FYTD Activity	Encumbered Amount	Unexpended Balance - YTD Act	2021-22 FYTD %
71100	REGULAR INSTRUCTION						
141 E 71100 449 000 00000 000	TEXTBOOKS	130,000.00	38,909.44	110,067.05	0.00	19,932.95	84.67
141 E 71100 499 000 00000 000	OTHER SUPPLIES AND MATERIALS	476,832.00	9,142.82	303,598.18	0.00	173,233.82	63.67
141 E 71100 499 000 00000 100	OTHER SUPPLIES-CIVICS GRANT	24,000.00	0.00	0.00	0.00	24,000.00	0.00
141 E 71100 499 000 00000 802	INSTR. SCIENCE CLASS SUPPLIES	0.00	0.00	0.00	0.00	0.00	0.00
141 E 71100 499 000 00002 000	OTHER SUPPLIES & MAT.-ASBURY	0.00	0.00	0.00	0.00	0.00	0.00
141 E 71100 499 000 00003 000	OTHER SUPPLIES & MAT.-MIDWAY	0.00	0.00	0.00	0.00	0.00	0.00
141 E 71100 499 000 00004 000	OTHER SUPPLIES & MAT.-BCES	0.00	0.00	2,573.00	0.00	-2,573.00	0.00
141 E 71100 499 000 00005 000	OTHER SUPPLIES & MAT.-BCMS	0.00	0.00	0.00	0.00	0.00	0.00
141 E 71100 499 000 00006 000	OTHER SUPPLIES & MAT.-GVES	0.00	0.00	1,976.00	0.00	-1,976.00	0.00
141 E 71100 499 000 00007 000	OTHER SUPPLIES & MAT.-FBES	0.00	0.00	1,182.86	0.00	-1,182.86	0.00
141 E 71100 499 000 00008 000	OTHER SUPPLIES & MAT.-GES	0.00	0.00	1,610.00	0.00	-1,610.00	0.00
141 E 71100 499 000 00009 000	OTHER SUPPLIES & MAT.-JES	0.00	0.00	1,431.00	0.00	-1,431.00	0.00
141 E 71100 499 000 00010 000	OTHER SUPPLIES & MAT.-JMS	0.00	0.00	1,238.00	0.00	-1,238.00	0.00
141 E 71100 499 000 00011 000	OTHER SUPPLIES & MAT.-LES	0.00	0.00	1,285.00	0.00	-1,285.00	0.00
141 E 71100 499 000 00012 000	OTHER SUPPLIES & MAT.-SCES	0.00	0.00	645.00	0.00	-645.00	0.00
141 E 71100 499 000 00013 000	OTHER SUPPLIES & MAT.-SSES	0.00	0.00	1,038.00	0.00	-1,038.00	0.00
141 E 71100 499 000 00014 000	OTHER SUPPLIES & MAT.-WVES	0.00	449.00	1,546.00	0.00	-1,546.00	0.00
141 E 71100 499 000 00015 000	OTHER SUPPLIES & MAT.-DBHS	0.00	0.00	4,067.00	0.00	-4,067.00	0.00
141 E 71100 499 000 00016 000	OTHER SUPPLIES & MAT.-DCHS	0.00	0.00	4,000.00	0.00	-4,000.00	0.00
141 E 71100 499 000 00025 000	OTHER SUPPLIES & MAT.-RVES	0.00	0.00	2,275.00	0.00	-2,275.00	0.00
141 E 71100 599 000 00000 000	OTHER CHARGES	0.00	0.00	0.00	0.00	0.00	0.00
141 E 71100 --- --- ----- ---		41,263,710.00	3,279,348.13	3,975,251.59	0.00	37,288,458.41	9.63
71200	SPECIAL EDUCATION PROGRAM						
141 E 71200 116 000 00000 000	SP.ED. TEACHERS	2,752,907.00	211,855.26	221,224.12	0.00	2,531,682.88	8.04
141 E 71200 117 000 00000 000	CAREER LADDER PROGRAM	12,000.00	0.00	0.00	0.00	12,000.00	0.00
141 E 71200 128 000 00000 000	HOMEBOUND TEACHERS	20,400.00	705.00	705.00	0.00	19,695.00	3.46
141 E 71200 163 000 00000 000	EDUCATIONAL ASSISTANTS	361,934.00	31,037.39	35,276.67	0.00	326,657.33	9.75
141 E 71200 171 000 00000 000	SPEECH PATHOLOGIST	211,203.00	17,583.27	17,583.27	0.00	193,619.73	8.33
141 E 71200 189 000 00000 000	OTHER SALARIES	175,617.00	8,812.30	26,841.48	0.00	148,775.52	15.28
141 E 71200 195 000 00000 000	CERTIFIED SUBSTITUTE TEACHERS	20,000.00	1,925.00	1,925.00	0.00	18,075.00	9.63
141 E 71200 198 000 00000 000	NON-CERTIFIED SUBSTITUTE TEACH	65,000.00	1,400.00	1,400.00	0.00	63,600.00	2.15
141 E 71200 201 000 00000 000	SOCIAL SECURITY	224,382.00	15,752.66	17,763.77	0.00	206,618.23	7.92
141 E 71200 204 000 00000 000	STATE RETIREMENT	360,299.00	25,867.38	28,311.55	0.00	331,987.45	7.86

Fnd T Acct Obj Prj Loc Prg	Account Level Description	2021-22 Budget	September 2021-22 Monthly Activity	2021-22 FYTD Activity	Encumbered Amount	Unexpended Balance - YTD Act	2021-22 FYTD %
71200	SPECIAL EDUCATION PROGRAM						
141 E 71200 206 000 00000 000	LIFE INSURANCE	2,810.00	0.00	0.00	0.00	2,810.00	0.00
141 E 71200 207 000 00000 000	MEDICAL INSURANCE	555,667.00	55,697.72	53,097.72	0.00	502,569.28	9.56
141 E 71200 212 000 00000 000	EMPLOYER MEDICARE	52,476.00	3,684.03	4,154.37	0.00	48,321.63	7.92
141 E 71200 299 000 00000 000	OTHER FRINGE BENEFITS	0.00	0.00	0.00	0.00	0.00	0.00
141 E 71200 399 000 00000 000	OTHER CONTRACTED SERVICES	6,000.00	0.00	0.00	0.00	6,000.00	0.00
141 E 71200 429 000 00000 000	INSTRUCTIONAL SUPPLIES & MATER	22,400.00	66.09	66.09	0.00	22,333.91	0.30
141 E 71200 429 000 00002 000	INSTRUCTIONAL SUP. & MAT.-ASBU	0.00	0.00	0.00	0.00	0.00	0.00
141 E 71200 429 000 00003 000	INSTRUCTIONAL SUP. & MAT.-MIDW	0.00	0.00	0.00	0.00	0.00	0.00
141 E 71200 429 000 00004 000	INSTRUCTIONAL SUP. & MAT.-BCES	0.00	523.62	523.62	0.00	-523.62	0.00
141 E 71200 429 000 00005 000	INSTRUCTIONAL SUP. & MAT.-BCMS	0.00	0.00	0.00	0.00	0.00	0.00
141 E 71200 429 000 00006 000	INSTRUCTIONAL SUP. & MAT.-GVES	0.00	1,228.28	1,228.28	0.00	-1,228.28	0.00
141 E 71200 429 000 00007 000	INSTRUCTIONAL SUP. & MAT.-FBES	0.00	0.00	0.00	0.00	0.00	0.00
141 E 71200 429 000 00008 000	INSTRUCTIONAL SUP. & MAT.-GES	0.00	0.00	0.00	0.00	0.00	0.00
141 E 71200 429 000 00009 000	INSTRUCTIONAL SUP. & MAT.-JES	0.00	200.23	200.23	0.00	-200.23	0.00
141 E 71200 429 000 00010 000	INSTRUCTIONAL SUP. & MAT.-JMS	0.00	0.00	0.00	0.00	0.00	0.00
141 E 71200 429 000 00011 000	INSTRUCTIONAL SUP. & MAT.-LES	0.00	158.45	158.45	0.00	-158.45	0.00
141 E 71200 429 000 00012 000	INSTRUCTIONAL SUP. & MAT.-SCES	0.00	0.00	0.00	0.00	0.00	0.00
141 E 71200 429 000 00013 000	INSTRUCTIONAL SUP. & MAT.-SSES	0.00	0.00	0.00	0.00	0.00	0.00
141 E 71200 429 000 00014 000	INSTRUCTIONAL SUP. & MAT.-WVES	0.00	198.69	198.69	0.00	-198.69	0.00
141 E 71200 429 000 00015 000	INSTRUCTIONAL SUP. & MAT.-DBHS	0.00	0.00	0.00	0.00	0.00	0.00
141 E 71200 429 000 00016 000	INSTRUCTIONAL SUP. & MAT.-DCHS	0.00	0.00	0.00	0.00	0.00	0.00
141 E 71200 429 000 00025 000	INSTRUCTIONAL SUP. & MAT.-RVES	0.00	0.00	0.00	0.00	0.00	0.00
141 E 71200 599 000 00000 000	OTHER CHARGES	6,140.00	60.11	180.34	0.00	5,959.66	2.94
141 E 71200 --- --- ----- ---		4,849,235.00	376,755.48	410,838.65	0.00	4,438,396.35	8.47
71300	VOCATIONAL EDUCATION PROGRAM						
141 E 71300 116 000 00000 000	VOCATIONAL TEACHERS	1,784,604.00	148,368.43	198,438.53	0.00	1,586,165.47	11.12
141 E 71300 117 000 00000 000	CAREER LADDER PROGRAM	2,000.00	0.00	0.00	0.00	2,000.00	0.00
141 E 71300 163 000 00000 000	EDUCATIONAL ASSISTANTS	28,060.00	0.00	0.00	0.00	28,060.00	0.00
141 E 71300 195 000 00000 000	CERTIFIED SUBSTITUTE TEACHERS	20,000.00	1,400.00	1,400.00	0.00	18,600.00	7.00
141 E 71300 198 000 00000 000	NON-CERTIFIED SUBSTITUTE TEACH	25,000.00	1,750.00	1,750.00	0.00	23,250.00	7.00
141 E 71300 201 000 00000 000	SOCIAL SECURITY	115,299.00	8,770.67	11,939.51	0.00	103,359.49	10.36
141 E 71300 204 000 00000 000	STATE RETIREMENT	186,717.00	14,597.80	19,049.92	0.00	167,667.08	10.20
141 E 71300 206 000 00000 000	LIFE INSURANCE	1,305.00	0.00	0.00	0.00	1,305.00	0.00

Fnd T Acct Obj Prj Loc Prg	Account Level Description	2021-22 Budget	September 2021-22 Monthly Activity	2021-22 FYTD Activity	Encumbered Amount	Unexpended Balance - YTD Act	2021-22 FYTD %
71300 VOCATIONAL	EDUCATION PROGRAM						
141 E 71300 207 000 00000 000	MEDICAL INSURANCE	247,502.00	24,291.20	22,391.20	0.00	225,110.80	9.05
141 E 71300 212 000 00000 000	EMPLOYER MEDICARE	26,965.00	2,051.18	2,792.26	0.00	24,172.74	10.36
141 E 71300 299 000 00000 000	OTHER FRINGE BENEFITS	503.00	0.00	0.00	0.00	503.00	0.00
141 E 71300 429 000 00000 000	INSTRUCTIONAL SUPPLIES & MATER	87,030.00	2,818.00	9,476.49	0.00	77,553.51	10.89
141 E 71300 429 000 00002 000	INSTRUCTIONAL SUP. & MAT-ASB	0.00	0.00	0.00	0.00	0.00	0.00
141 E 71300 429 000 00003 000	INSTRUCTIONAL SUP. & MAT-MIDWA	0.00	0.00	0.00	0.00	0.00	0.00
141 E 71300 429 000 00004 000	INSTRUCTIONAL SUP. & MAT-BCES	0.00	0.00	0.00	0.00	0.00	0.00
141 E 71300 429 000 00005 000	INSTRUCTIONAL SUP. & MAT-BCMS	0.00	0.00	0.00	0.00	0.00	0.00
141 E 71300 429 000 00006 000	INSTRUCTIONAL SUP. & MAT-GVES	0.00	0.00	0.00	0.00	0.00	0.00
141 E 71300 429 000 00007 000	INSTRUCTIONAL SUP. & MAT-FBES	0.00	0.00	0.00	0.00	0.00	0.00
141 E 71300 429 000 00008 000	INSTRUCTIONAL SUP. & MAT-GES	0.00	0.00	0.00	0.00	0.00	0.00
141 E 71300 429 000 00009 000	INSTRUCTIONAL SUP. & MAT-JES	0.00	0.00	0.00	0.00	0.00	0.00
141 E 71300 429 000 00010 000	INSTRUCTIONAL SUP. & MAT-JMS	0.00	0.00	0.00	0.00	0.00	0.00
141 E 71300 429 000 00011 000	INSTRUCTIONAL SUP. & MAT-LES	0.00	0.00	0.00	0.00	0.00	0.00
141 E 71300 429 000 00012 000	INSTRUCTIONAL SUP. & MAT-SCES	0.00	0.00	0.00	0.00	0.00	0.00
141 E 71300 429 000 00013 000	INSTRUCTIONAL SUP. & MAT-SSES	0.00	0.00	0.00	0.00	0.00	0.00
141 E 71300 429 000 00014 000	INSTRUCTIONAL SUP. & MAT-WVES	0.00	0.00	0.00	0.00	0.00	0.00
141 E 71300 429 000 00015 000	INSTRUCTIONAL SUP. & MAT-DBHS	0.00	912.33	1,550.24	0.00	-1,550.24	0.00
141 E 71300 429 000 00016 000	INSTRUCTIONAL SUP. & MAT-DCHS	0.00	969.05	4,441.05	0.00	-4,441.05	0.00
141 E 71300 429 000 00025 000	INSTRUCTIONAL SUP. & MAT-RVES	0.00	0.00	0.00	0.00	0.00	0.00
141 E 71300 718 000 00000 000	MOTOR VEHICLE	0.00	0.00	0.00	0.00	0.00	0.00
141 E 71300 730 000 00000 000	VOCATIONAL INSTRUCTION EQUIPME	271,000.00	0.00	13,056.78	0.00	257,943.22	4.82
141 E 71300 730 000 00002 000	VOCATIONAL INSTR EQUIP-ASB	0.00	0.00	0.00	0.00	0.00	0.00
141 E 71300 730 000 00003 000	VOCATIONAL INSTR EQUIP-MIDWAY	0.00	0.00	0.00	0.00	0.00	0.00
141 E 71300 730 000 00004 000	VOCATIONAL INSTR EQUIP-BCES	0.00	0.00	0.00	0.00	0.00	0.00
141 E 71300 730 000 00005 000	VOCATIONAL INSTR EQUIP-BCMS	0.00	0.00	0.00	0.00	0.00	0.00
141 E 71300 730 000 00006 000	VOCATIONAL INSTR EQUIP-GVES	0.00	0.00	0.00	0.00	0.00	0.00
141 E 71300 730 000 00007 000	VOCATIONAL INSTR EQUIP-FBES	0.00	0.00	0.00	0.00	0.00	0.00
141 E 71300 730 000 00008 000	VOCATIONAL INSTR EQUIP-GES	0.00	0.00	0.00	0.00	0.00	0.00
141 E 71300 730 000 00009 000	VOCATIONAL INSTR EQUIP-JES	0.00	0.00	0.00	0.00	0.00	0.00
141 E 71300 730 000 00010 000	VOCATIONAL INSTR EQUIP-JMS	0.00	0.00	0.00	0.00	0.00	0.00
141 E 71300 730 000 00011 000	VOCATIONAL INSTR EQUIP-LES	0.00	0.00	0.00	0.00	0.00	0.00
141 E 71300 730 000 00012 000	VOCATIONAL INSTR EQUIP-SCES	0.00	0.00	0.00	0.00	0.00	0.00
141 E 71300 730 000 00013 000	VOCATIONAL INSTR EQUIP-SSES	0.00	0.00	0.00	0.00	0.00	0.00
141 E 71300 730 000 00014 000	VOCATIONAL INSTR EQUIP-WVES	0.00	0.00	0.00	0.00	0.00	0.00
141 E 71300 730 000 00015 000	VOCATIONAL INSTR EQUIP-DBHS	0.00	0.00	0.00	0.00	0.00	0.00
141 E 71300 730 000 00016 000	VOCATIONAL INSTR EQUIP-DCHS	0.00	0.00	0.00	0.00	0.00	0.00
141 E 71300 730 000 00025 000	VOCATIONAL INSTR EQUIP-RVES	0.00	0.00	0.00	0.00	0.00	0.00

Fnd T Acct Obj Prj Loc Prg	Account Level Description	2021-22 Budget	September 2021-22 Monthly Activity	2021-22 FYTD Activity	Encumbered Amount	Unexpended Balance - YTD Act	2021-22 FYTD %
71300	VOCATIONAL EDUCATION PROGRAM						
141 E 71300 --- --- ----- ---		2,795,985.00	205,928.66	286,285.98	0.00	2,509,699.02	10.24
71600	ADULT EDUCATION PROGRAM						
141 E 71600 116 000 00000 000	AD. ED. TEACHERS	6,831.00	0.00	0.00	0.00	6,831.00	0.00
141 E 71600 201 000 00000 000	SOCIAL SECURITY	423.00	0.00	0.00	0.00	423.00	0.00
141 E 71600 204 000 00000 000	STATE RETIREMENT	702.00	0.00	0.00	0.00	702.00	0.00
141 E 71600 212 000 00000 000	EMPLOYER MEDICARE	99.00	0.00	0.00	0.00	99.00	0.00
141 E 71600 429 000 00000 000	INSTRUCTIONAL SUPPLIES & MATER	4,500.00	0.00	0.00	0.00	4,500.00	0.00
141 E 71600 --- --- ----- ---		12,555.00	0.00	0.00	0.00	12,555.00	0.00
71901	COVID-19 EXP. INSTRUCTION						
141 E 71901 499 000 00000 000	OTHER CHARGES AND MATERIALS	0.00	0.00	0.00	0.00	0.00	0.00
141 E 71901 --- --- ----- ---		0.00	0.00	0.00	0.00	0.00	0.00
72110	ATTENDANCE PROGRAM						
141 E 72110 105 000 00000 000	SUPERVISOR/DIRECTOR	77,370.00	0.00	6,420.50	0.00	70,949.50	8.30
141 E 72110 117 000 00000 000	CAREER LADDER PROGRAM	1,000.00	0.00	0.00	0.00	1,000.00	0.00
141 E 72110 162 000 00000 000	CLERICAL PERSONNEL	25,809.00	0.00	0.00	0.00	25,809.00	0.00
141 E 72110 201 000 00000 000	SOCIAL SECURITY	6,459.00	0.00	398.07	0.00	6,060.93	6.16
141 E 72110 204 000 00000 000	STATE RETIREMENT	10,552.00	0.00	661.31	0.00	9,890.69	6.27
141 E 72110 206 000 00000 000	LIFE INSURANCE	44.00	0.00	0.00	0.00	44.00	0.00
141 E 72110 207 000 00000 000	MEDICAL INSURANCE	17,317.00	0.00	0.00	0.00	17,317.00	0.00
141 E 72110 212 000 00000 000	EMPLOYER MEDICARE	1,511.00	0.00	93.10	0.00	1,417.90	6.16
141 E 72110 299 000 00000 000	OTHER FRINGE BENEFITS	0.00	0.00	0.00	0.00	0.00	0.00
141 E 72110 355 000 00000 000	TRAVEL	6,000.00	614.00	614.00	0.00	5,386.00	10.23
141 E 72110 499 000 00000 000	OTHER SUPPLIES AND MATERIALS	1,500.00	499.46	499.46	0.00	1,000.54	33.30

Fnd T Acct Obj Prj Loc Prg	Account Level Description	2021-22 Budget	September 2021-22 Monthly Activity	2021-22 FYTD Activity	Encumbered Amount	Unexpended Balance - YTD Act	2021-22 FYTD %
72110	ATTENDANCE PROGRAM						
141 E 72110 499 000 00000 100	OTHER SUPPLIES & MATERIALS_D	0.00	0.00	0.00	0.00	0.00	0.00
141 E 72110 --- --- ----- ---		147,562.00	1,113.46	8,686.44	0.00	138,875.56	5.89
72120	HEALTH SERVICES						
141 E 72120 131 000 00000 000	MEDICAL PERSONNEL	261,218.00	30,335.37	44,191.71	0.00	217,026.29	16.92
141 E 72120 189 000 00000 000	OTHER SALARIES & WAGES	442,953.00	40,184.06	40,184.06	0.00	402,768.94	9.07
141 E 72120 201 000 00000 000	SOCIAL SECURITY	43,659.00	4,149.25	5,057.95	0.00	38,601.05	11.59
141 E 72120 204 000 00000 000	STATE RETIREMENT	25,103.00	4,324.99	5,752.19	0.00	19,350.81	22.91
141 E 72120 206 000 00000 000	LIFE INSURANCE	443.00	0.00	0.00	0.00	443.00	0.00
141 E 72120 207 000 00000 000	MEDICAL INSURANCE	143,701.00	11,860.00	11,060.00	0.00	132,641.00	7.70
141 E 72120 212 000 00000 000	EMPLOYER MEDICARE	10,210.00	970.38	1,182.90	0.00	9,027.10	11.59
141 E 72120 299 000 00000 000	OTHER FRINGE BENEFITS	0.00	0.00	0.00	0.00	0.00	0.00
141 E 72120 355 000 00000 000	TRAVEL	10,000.00	561.65	561.65	0.00	9,438.35	5.62
141 E 72120 399 000 00000 000	OTHER CONTRACTED SERVICES	5,000.00	303.00	2,803.00	0.00	2,197.00	56.06
141 E 72120 399 000 00000 100	OTHER C & S - DONATION	4,000.00	0.00	0.00	0.00	4,000.00	0.00
141 E 72120 413 000 00000 000	DRUGS AND MEDICAL SUPPLIES	0.00	0.00	0.00	0.00	0.00	0.00
141 E 72120 499 000 00000 000	OTHER SUPPLIES AND MATERIALS	29,000.00	799.30	1,415.50	0.00	27,584.50	4.88
141 E 72120 599 000 00000 000	OTHER CHARGES	5,000.00	0.00	604.75	0.00	4,395.25	12.10
141 E 72120 --- --- ----- ---		980,287.00	93,488.00	112,813.71	0.00	867,473.29	11.51
72130	OTHER STUDENT SUPPORT						
141 E 72130 117 000 00000 000	CAREER LADDER PROGRAM	2,000.00	0.00	0.00	0.00	2,000.00	0.00
141 E 72130 123 000 00000 000	GUIDANCE PERSONNEL	1,010,754.00	85,489.25	85,489.25	0.00	925,264.75	8.46
141 E 72130 201 000 00000 000	SOCIAL SECURITY	62,791.00	4,961.44	5,053.20	0.00	57,737.80	8.05
141 E 72130 204 000 00000 000	STATE RETIREMENT	97,326.00	8,596.15	8,596.15	0.00	88,729.85	8.83
141 E 72130 206 000 00000 000	LIFE INSURANCE	778.00	0.00	0.00	0.00	778.00	0.00
141 E 72130 207 000 00000 000	MEDICAL INSURANCE	169,463.00	15,522.40	14,622.40	0.00	154,840.60	8.63
141 E 72130 212 000 00000 000	EMPLOYER MEDICARE	14,685.00	1,160.33	1,181.79	0.00	13,503.21	8.05
141 E 72130 299 000 00000 000	OTHER FRINGE BENEFITS	0.00	0.00	0.00	0.00	0.00	0.00
141 E 72130 309 000 00000 000	CONTRACTS WITH GOVERNMENT AGEN	90,000.00	0.00	0.00	0.00	90,000.00	0.00

Fnd T Acct Obj Prj Loc Prg	Account Level Description	2021-22 Budget	September 2021-22 Monthly Activity	2021-22 FYTD Activity	Encumbered Amount	Unexpended Balance - YTD Act	2021-22 FYTD %
72130	OTHER STUDENT SUPPORT						
141 E 72130 310 000 00000 000	CONTRACTS W OTHER GOV. AGEN.	0.00	0.00	0.00	0.00	0.00	0.00
141 E 72130 322 000 00000 000	EVALUATION AND TESTING	70,000.00	0.00	29,723.00	0.00	40,277.00	42.46
141 E 72130 499 000 00000 000	OTHER SUPPLIES AND MATERIALS	0.00	0.00	0.00	0.00	0.00	0.00
141 E 72130 499 000 00002 000	OTHER SUPPLIES AND MAT.-ASB	0.00	0.00	0.00	0.00	0.00	0.00
141 E 72130 499 000 00003 000	OTHER SUPPLIES AND MAT.-MIDWAY	0.00	0.00	0.00	0.00	0.00	0.00
141 E 72130 499 000 00004 000	OTHER SUPPLIES AND MAT.-BCES	0.00	0.00	0.00	0.00	0.00	0.00
141 E 72130 499 000 00005 000	OTHER SUPPLIES AND MAT.-BCMS	0.00	0.00	0.00	0.00	0.00	0.00
141 E 72130 499 000 00006 000	OTHER SUPPLIES AND MAT.-GVES	0.00	0.00	0.00	0.00	0.00	0.00
141 E 72130 499 000 00007 000	OTHER SUPPLIES AND MAT.-FBES	0.00	0.00	0.00	0.00	0.00	0.00
141 E 72130 499 000 00008 000	OTHER SUPPLIES AND MAT.-GES	0.00	0.00	0.00	0.00	0.00	0.00
141 E 72130 499 000 00009 000	OTHER SUPPLIES AND MAT.-JES	0.00	0.00	0.00	0.00	0.00	0.00
141 E 72130 499 000 00010 000	OTHER SUPPLIES AND MAT.-JMS	0.00	0.00	0.00	0.00	0.00	0.00
141 E 72130 499 000 00011 000	OTHER SUPPLIES AND MAT.-LES	0.00	0.00	0.00	0.00	0.00	0.00
141 E 72130 499 000 00012 000	OTHER SUPPLIES AND MAT.-SCES	0.00	0.00	0.00	0.00	0.00	0.00
141 E 72130 499 000 00013 000	OTHER SUPPLIES AND MAT.-SSES	0.00	130.50	130.50	0.00	-130.50	0.00
141 E 72130 499 000 00014 000	OTHER SUPPLIES AND MAT.-WVES	0.00	0.00	0.00	0.00	0.00	0.00
141 E 72130 499 000 00015 000	OTHER SUPPLIES AND MAT.-DBHS	0.00	0.00	0.00	0.00	0.00	0.00
141 E 72130 499 000 00016 000	OTHER SUPPLIES AND MAT.-DCHS	0.00	0.00	0.00	0.00	0.00	0.00
141 E 72130 499 000 00025 000	OTHER SUPPLIES AND MAT.-RVES	0.00	0.00	0.00	0.00	0.00	0.00
141 E 72130 790 000 00000 000	OTHER EQUIPMENT	0.00	0.00	0.00	0.00	0.00	0.00
141 E 72130 --- --- ----- ---		1,517,797.00	115,860.07	144,796.29	0.00	1,373,000.71	9.54
72210	SUPPORT REGULAR INSTRUCTION						
141 E 72210 105 000 00000 000	SUPERVISOR/DIRECTOR	364,950.00	29,450.36	88,351.08	0.00	276,598.92	24.21
141 E 72210 117 000 00000 000	CAREER LADDER PROGRAM	12,000.00	0.00	0.00	0.00	12,000.00	0.00
141 E 72210 127 000 00000 000	CAREER LADDER EXTENDED CONTRAC	0.00	0.00	0.00	0.00	0.00	0.00
141 E 72210 129 000 00000 000	LIBRARIANS	836,781.00	60,301.06	60,301.06	0.00	776,479.94	7.21
141 E 72210 138 000 00000 000	TECHNOLOGY PERSONNEL	0.00	0.00	0.00	0.00	0.00	0.00
141 E 72210 162 000 00000 000	CLERICAL PERSONNEL	168,529.00	17,549.33	18,880.73	0.00	149,648.27	11.20
141 E 72210 189 000 00000 000	OTHER SALARIES & WAGES	0.00	0.00	0.00	0.00	0.00	0.00
141 E 72210 201 000 00000 000	SOCIAL SECURITY	85,700.00	6,289.82	10,056.92	0.00	75,643.08	11.74
141 E 72210 204 000 00000 000	STATE RETIREMENT	141,210.00	10,668.41	16,813.32	0.00	124,396.68	11.91
141 E 72210 206 000 00000 000	LIFE INSURANCE	921.00	0.00	0.00	0.00	921.00	0.00
141 E 72210 207 000 00000 000	MEDICAL INSURANCE	178,088.00	15,558.00	15,558.00	0.00	162,530.00	8.74

Fnd T Acct Obj Prj Loc Prg	Account Level Description	2021-22 Budget	September 2021-22 Monthly Activity	2021-22 FYTD Activity	Encumbered Amount	Unexpended Balance - YTD Act	2021-22 FYTD %
72210	SUPPORT REGULAR INSTRUCTION						
141 E 72210 212 000 00000 000	EMPLOYER MEDICARE	20,043.00	1,470.99	2,351.99	0.00	17,691.01	11.73
141 E 72210 299 000 00000 000	OTHER FRINGE BENEFITS	0.00	0.00	0.00	0.00	0.00	0.00
141 E 72210 336 000 00000 000	MAINTENANCE AND REPAIR SERVICE	25,000.00	0.00	0.00	0.00	25,000.00	0.00
141 E 72210 355 000 00000 000	TRAVEL	43,000.00	1,033.62	1,497.13	0.00	41,502.87	3.48
141 E 72210 432 000 00000 000	LIBRARY BOOKS	100,000.00	0.00	0.00	0.00	100,000.00	0.00
141 E 72210 432 000 00002 000	LIBRARY BOOKS-ASBURY	0.00	0.00	0.00	0.00	0.00	0.00
141 E 72210 432 000 00003 000	LIBRARY BOOKS-MIDWAY	0.00	0.00	0.00	0.00	0.00	0.00
141 E 72210 432 000 00004 000	LIBRARY BOOKS-BCES	0.00	0.00	0.00	0.00	0.00	0.00
141 E 72210 432 000 00005 000	LIBRARY BOOKS-BCMS	0.00	0.00	0.00	0.00	0.00	0.00
141 E 72210 432 000 00006 000	LIBRARY BOOKS-GVES	0.00	0.00	0.00	0.00	0.00	0.00
141 E 72210 432 000 00007 000	LIBRARY BOOKS-FBES	0.00	0.00	0.00	0.00	0.00	0.00
141 E 72210 432 000 00008 000	LIBRARY BOOKS-GES	0.00	2,600.00	2,600.00	0.00	-2,600.00	0.00
141 E 72210 432 000 00009 000	LIBRARY BOOKS-JES	0.00	0.00	0.00	0.00	0.00	0.00
141 E 72210 432 000 00010 000	LIBRARY BOOKS-JMS	0.00	0.00	0.00	0.00	0.00	0.00
141 E 72210 432 000 00011 000	LIBRARY BOOKS-LES	0.00	0.00	0.00	0.00	0.00	0.00
141 E 72210 432 000 00012 000	LIBRARY BOOKS-SCES	0.00	0.00	0.00	0.00	0.00	0.00
141 E 72210 432 000 00013 000	LIBRARY BOOKS-SSES	0.00	0.00	0.00	0.00	0.00	0.00
141 E 72210 432 000 00014 000	LIBRARY BOOKS-WVES	0.00	0.00	0.00	0.00	0.00	0.00
141 E 72210 432 000 00015 000	LIBRARY BOOKS-DBHS	0.00	0.00	0.00	0.00	0.00	0.00
141 E 72210 432 000 00016 000	LIBRARY BOOKS-DCHS	0.00	714.75	714.75	0.00	-714.75	0.00
141 E 72210 432 000 00025 000	LIBRARY BOOKS-RVES	0.00	2,166.78	2,166.78	0.00	-2,166.78	0.00
141 E 72210 499 000 00000 000	OTHER SUPPLIES AND MATERIALS	10,000.00	201.98	201.98	0.00	9,798.02	2.02
141 E 72210 524 000 00000 000	IN SERVICE / STAFF DEVELOPMENT	190,000.00	8,429.51	21,379.14	0.00	168,620.86	11.25
141 E 72210 --- --- ----- ---		2,176,222.00	156,434.61	240,872.88	0.00	1,935,349.12	11.07
72220	SUPPORT SPECIAL EDUCATION -						
141 E 72220 105 000 00000 000	SUPERVISOR/DIRECTOR	161,137.00	13,398.93	40,196.79	0.00	120,940.21	24.95
141 E 72220 117 000 00000 000	CAREER LADDER PROGRAM	4,000.00	0.00	0.00	0.00	4,000.00	0.00
141 E 72220 124 000 00000 000	PSYCOLOGICAL PERSONNEL	57,113.00	4,759.42	4,759.42	0.00	52,353.58	8.33
141 E 72220 127 000 00000 000	CAREER LADDER EXTENDED CONTRAC	0.00	0.00	0.00	0.00	0.00	0.00
141 E 72220 135 000 00000 000	ASSESSMENT PERSONNEL	167,518.00	13,959.93	13,959.93	0.00	153,558.07	8.33
141 E 72220 161 000 00000 000	SECRETARY(S)	38,721.00	0.00	0.00	0.00	38,721.00	0.00
141 E 72220 162 000 00000 000	CLERICAL PERSONNEL	0.00	2,977.62	8,932.86	0.00	-8,932.86	0.00
141 E 72220 171 000 00000 000	SPEECH PATHOLOGIST	216,954.00	14,063.68	14,063.68	0.00	202,890.32	6.48

Fnd T Acct Obj Prj Loc Prg	Account Level Description	2021-22 Budget	September 2021-22 Monthly Activity	2021-22 FYTD Activity	Encumbered Amount	Unexpended Balance - YTD Act	2021-22 FYTD %
72220	SUPPORT SPECIAL EDUCATION -						
141 E 72220 189 000 00000 000	OTHER SALARIES & WAGES	109,141.00	9,095.09	9,095.09	0.00	100,045.91	8.33
141 E 72220 201 000 00000 000	SOCIAL SECURITY	46,784.00	3,484.87	5,540.39	0.00	41,243.61	11.84
141 E 72220 204 000 00000 000	STATE RETIREMENT	76,702.00	5,780.95	9,113.41	0.00	67,588.59	11.88
141 E 72220 206 000 00000 000	LIFE INSURANCE	473.00	0.00	0.00	0.00	473.00	0.00
141 E 72220 207 000 00000 000	MEDICAL INSURANCE	91,423.00	5,186.40	4,686.40	0.00	86,736.60	5.13
141 E 72220 212 000 00000 000	EMPLOYER MEDICARE	10,941.00	815.01	1,295.75	0.00	9,645.25	11.84
141 E 72220 299 000 00000 000	OTHER FRINGE BENEFITS	0.00	0.00	0.00	0.00	0.00	0.00
141 E 72220 336 000 00000 000	MAINTENANCE AND REPAIR SERVICE	500.00	0.00	0.00	0.00	500.00	0.00
141 E 72220 355 000 00000 000	TRAVEL	32,592.00	1,297.10	1,679.68	0.00	30,912.32	5.15
141 E 72220 399 000 00000 000	OTHER CONTRACTED SERVICES	68,000.00	7,232.00	7,682.00	0.00	60,318.00	11.30
141 E 72220 499 000 00000 000	OTHER SUPPLIES AND MATERIALS	8,500.00	264.19	3,054.19	0.00	5,445.81	35.93
141 E 72220 524 000 00000 000	IN SERVICE / STAFF DEVELOPMENT	4,500.00	357.04	357.04	0.00	4,142.96	7.93
141 E 72220 --- --- ----- ---		1,094,999.00	82,672.23	124,416.63	0.00	970,582.37	11.36
72230	SUPPORT VOCATIONAL EDUCATION -						
141 E 72230 105 000 00000 000	SUPERVISOR/DIRECTOR	59,927.00	4,993.83	14,981.49	0.00	44,945.51	25.00
141 E 72230 117 000 00000 000	CAREER LADDER PROGRAM	3,000.00	0.00	0.00	0.00	3,000.00	0.00
141 E 72230 127 000 00000 000	CAREER LADDER EXTENDED CONTRAC	0.00	0.00	0.00	0.00	0.00	0.00
141 E 72230 161 000 00000 000	SECRETARY(S)	32,902.00	2,529.62	7,826.06	0.00	25,075.94	23.79
141 E 72230 201 000 00000 000	SOCIAL SECURITY	5,941.00	429.18	1,376.80	0.00	4,564.20	23.17
141 E 72230 204 000 00000 000	STATE RETIREMENT	9,643.00	757.46	2,295.17	0.00	7,347.83	23.80
141 E 72230 206 000 00000 000	LIFE INSURANCE	61.00	0.00	0.00	0.00	61.00	0.00
141 E 72230 207 000 00000 000	MEDICAL INSURANCE	21,703.00	1,449.60	1,449.60	0.00	20,253.40	6.68
141 E 72230 212 000 00000 000	EMPLOYER MEDICARE	1,390.00	100.38	322.00	0.00	1,068.00	23.17
141 E 72230 299 000 00000 000	OTHER FRINGE BENEFITS	0.00	0.00	0.00	0.00	0.00	0.00
141 E 72230 336 000 00000 000	MAINTENANCE AND REPAIR SERVICE	10,000.00	0.00	0.00	0.00	10,000.00	0.00
141 E 72230 355 000 00000 000	TRAVEL	35,000.00	163.56	1,531.48	0.00	33,468.52	4.38
141 E 72230 499 000 00000 000	OTHER SUPPLIES AND MATERIALS	2,250.00	0.00	257.36	0.00	1,992.64	11.44
141 E 72230 --- --- ----- ---		181,817.00	10,423.63	30,039.96	0.00	151,777.04	16.52

Fnd T Acct Obj Prj Loc Prg	Account Level Description	2021-22 Budget	September 2021-22 Monthly Activity	2021-22 FYTD Activity	Encumbered Amount	Unexpended Balance - YTD Act	2021-22 FYTD %
72250	SUPPORT EDUCATION TECHNOLOGY						
141 E 72250 105 000 00000 000	TECHNOLOGY SUPERVISOR	259,670.00	20,499.35	61,498.05	0.00	198,171.95	23.68
141 E 72250 121 000 00000 000	DATA PROCESSING PERSONNEL	169,626.00	11,727.24	35,139.15	0.00	134,486.85	20.72
141 E 72250 138 000 00000 000	INSTRUCTIONAL COMPUTER PERSONN	54,932.00	4,577.67	4,577.67	0.00	50,354.33	8.33
141 E 72250 189 000 00000 000	OTHER SALARIES & WAGES	316,282.00	20,052.80	61,572.00	0.00	254,710.00	19.47
141 E 72250 201 000 00000 000	SOCIAL SECURITY	49,632.00	3,239.14	9,578.25	0.00	40,053.75	19.30
141 E 72250 204 000 00000 000	STATE RETIREMENT	76,929.00	5,046.71	14,872.21	0.00	62,056.79	19.33
141 E 72250 206 000 00000 000	LIFE INSURANCE	479.00	0.00	0.00	0.00	479.00	0.00
141 E 72250 207 000 00000 000	MEDICAL INSURANCE	104,942.00	13,245.20	13,245.20	0.00	91,696.80	12.62
141 E 72250 212 000 00000 000	EMPLOYER MEDICARE	11,607.00	784.54	2,320.47	0.00	9,286.53	19.99
141 E 72250 299 000 00000 000	OTHER FRINGE BENEFITS	0.00	0.00	0.00	0.00	0.00	0.00
141 E 72250 350 000 00000 000	INTERNET CONNECTIVITY FEE	100,000.00	5,817.61	11,857.61	0.00	88,142.39	11.86
141 E 72250 355 000 00000 000	TRAVEL	7,000.00	2,425.44	2,927.90	0.00	4,072.10	41.83
141 E 72250 399 000 00000 000	OTHER CONTRACTED SERVICES	456,800.00	66,837.50	270,347.58	0.00	186,452.42	59.18
141 E 72250 499 000 00000 000	OTHER SUPPLIES & MATERIALS	400,000.00	23,287.29	157,502.56	0.00	242,497.44	39.38
141 E 72250 524 440 00000 000	IN-SERVICE/STAFF DEVELOPMENT	0.00	0.00	0.00	0.00	0.00	0.00
141 E 72250 599 000 00000 000	OTHER CHARGES	0.00	0.00	0.00	0.00	0.00	0.00
141 E 72250 --- --- ----- ---		2,007,899.00	177,540.49	645,438.65	0.00	1,362,460.35	32.14
72310	BOARD OF EDUCATION SERVICES						
141 E 72310 191 000 00000 000	BOARD AND COMMITTEE MEMBERS FE	30,000.00	3,375.00	7,095.00	0.00	22,905.00	23.65
141 E 72310 201 000 00000 000	SOCIAL SECURITY	1,860.00	147.87	350.61	0.00	1,509.39	18.85
141 E 72310 204 000 00000 000	STATE RETIREMENT	2,883.00	288.31	602.54	0.00	2,280.46	20.90
141 E 72310 207 000 00000 000	MEDICAL INSURANCE	54,351.00	2,926.80	2,926.80	0.00	51,424.20	5.38
141 E 72310 212 000 00000 000	EMPLOYER MEDICARE	435.00	40.04	93.96	0.00	341.04	21.60
141 E 72310 305 000 00000 000	AUDIT SERVICES	60,000.00	0.00	0.00	0.00	60,000.00	0.00
141 E 72310 320 000 00000 000	DUES AND MEMBERSHIPS	33,669.00	0.00	3,571.00	0.00	30,098.00	10.61
141 E 72310 331 000 00000 000	LEGAL SERVICES	54,000.00	4,500.00	13,500.00	0.00	40,500.00	25.00
141 E 72310 355 000 00000 000	TRAVEL	23,000.00	2,584.64	4,024.64	0.00	18,975.36	17.50
141 E 72310 399 000 00000 000	OTHER CONTRACTED SERVICES	4,000.00	0.00	0.00	0.00	4,000.00	0.00
141 E 72310 502 000 00000 000	BUILDING & CONTENTS INSURANCE	130,613.00	0.00	130,613.00	0.00	0.00	100.00
141 E 72310 506 000 00000 000	LIABILITY INSURANCE	46,159.00	0.00	46,159.00	0.00	0.00	100.00
141 E 72310 508 000 00000 000	PREMIUMS ON CORPORATE SURETY B	16,554.00	0.00	0.00	0.00	16,554.00	0.00
141 E 72310 510 000 00000 000	TRUSTEE'S COMMISSION	580,000.00	19,775.28	58,992.29	0.00	521,007.71	10.17
141 E 72310 513 000 00000 000	WORKER'S COMPENSATION INSURANC	295,980.00	-13,267.00	285,662.00	0.00	10,318.00	96.51

Fnd T Acct Obj Prj Loc Prg	Account Level Description	2021-22 Budget	September 2021-22 Monthly Activity	2021-22 FYTD Activity	Encumbered Amount	Unexpended Balance - YTD Act	2021-22 FYTD %
72310	BOARD OF EDUCATION SERVICES						
141 E 72310 599 000 00000 000	OTHER CHARGES	15,000.00	242.69	979.85	0.00	14,020.15	6.53
141 E 72310 --- --- ----- ---		1,348,504.00	20,613.63	554,570.69	0.00	793,933.31	41.12
72320	OFFICE OF THE DIRECTOR						
141 E 72320 101 000 00000 000	DIRECTOR OF SCHOOLS	140,000.00	11,666.67	35,000.01	0.00	104,999.99	25.00
141 E 72320 117 000 00000 000	CAREER LADDER PROGRAM	5,301.00	0.00	500.00	0.00	4,801.00	9.43
141 E 72320 127 000 00000 000	CAREER LADDER EXTENDED CONTRAC	0.00	0.00	0.00	0.00	0.00	0.00
141 E 72320 161 000 00000 000	SECRETARY(S)	183,613.00	17,592.13	50,450.73	0.00	133,162.27	27.48
141 E 72320 188 000 00000 000	BONUS	10,000.00	0.00	0.00	0.00	10,000.00	0.00
141 E 72320 189 000 00000 000	OTHER SALARIES & WAGES	32,967.00	2,662.40	7,987.20	0.00	24,979.80	24.23
141 E 72320 201 000 00000 000	SOCIAL SECURITY	23,057.00	1,826.63	5,671.64	0.00	17,385.36	24.60
141 E 72320 204 000 00000 000	STATE RETIREMENT	36,809.00	3,148.13	9,272.40	0.00	27,536.60	25.19
141 E 72320 206 000 00000 000	LIFE INSURANCE	174.00	0.00	0.00	0.00	174.00	0.00
141 E 72320 207 000 00000 000	MEDICAL INSURANCE	50,685.00	8,572.00	8,572.00	0.00	42,113.00	16.91
141 E 72320 212 000 00000 000	EMPLOYER MEDICARE	5,362.00	427.21	1,326.42	0.00	4,035.58	24.74
141 E 72320 299 000 00000 000	OTHER FRINGE BENEFITS	0.00	0.00	0.00	0.00	0.00	0.00
141 E 72320 307 000 00000 000	COMMUNICATION	75,000.00	2,927.54	15,340.57	0.00	59,659.43	20.45
141 E 72320 348 000 00000 000	POSTAL CHARGES	14,000.00	1,000.00	2,000.00	0.00	12,000.00	14.29
141 E 72320 355 000 00000 000	TRAVEL	10,000.00	994.00	1,292.00	0.00	8,708.00	12.92
141 E 72320 399 000 00000 000	OTHER CONTRACTED SERVICES	85,000.00	1,439.35	-16,588.79	0.00	101,588.79	-19.52
141 E 72320 435 000 00000 000	OFFICE SUPPLIES	5,000.00	572.64	1,569.12	0.00	3,430.88	31.38
141 E 72320 --- --- ----- ---		676,968.00	52,828.70	122,393.30	0.00	554,574.70	18.08
72410	OFFICE OF THE PRINCIPAL						
141 E 72410 104 000 00000 000	PRINCIPALS	1,089,575.00	84,968.35	253,696.65	0.00	835,878.35	23.28
141 E 72410 117 000 00000 000	CAREER LADDER PROGRAM	25,000.00	0.00	0.00	0.00	25,000.00	0.00
141 E 72410 127 000 00000 000	CAREER LADDER EXTENDED CONTRAC	0.00	0.00	0.00	0.00	0.00	0.00
141 E 72410 139 000 00000 000	ASSISTANT PRINCIPALS	1,092,914.00	91,380.54	91,380.54	0.00	1,001,533.46	8.36
141 E 72410 161 000 00000 000	SECRETARY(S)	780,786.00	59,176.16	85,614.74	0.00	695,171.26	10.97
141 E 72410 162 000 00000 000	SECRETARIES & BOOKKEEPERS	0.00	0.00	0.00	0.00	0.00	0.00

Fnd T Acct	Obj	Prj	Loc	Prg	Account Level Description	2021-22 Budget	September 2021-22 Monthly Activity	2021-22 FYTD Activity	Encumbered Amount	Unexpended Balance - YTD Act	2021-22 FYTD %
72410			OFFICE OF THE PRINCIPAL								
141 E 72410	189	000	00000	000	OTHER SALARIES & WAGES	125,395.00	10,423.18	31,269.54	0.00	94,125.46	24.94
141 E 72410	201	000	00000	000	SOCIAL SECURITY	193,048.00	14,250.35	27,723.80	0.00	165,324.20	14.36
141 E 72410	204	000	00000	000	STATE RETIREMENT	314,455.00	24,764.08	49,947.97	0.00	264,507.03	15.88
141 E 72410	206	000	00000	000	LIFE INSURANCE	1,795.00	0.00	0.00	0.00	1,795.00	0.00
141 E 72410	207	000	00000	000	MEDICAL INSURANCE	487,700.00	49,722.40	48,022.40	0.00	439,677.60	9.85
141 E 72410	212	000	00000	000	EMPLOYER MEDICARE	45,148.00	3,332.71	6,483.74	0.00	38,664.26	14.36
141 E 72410	299	000	00000	000	OTHER FRINGE BENEFITS	0.00	0.00	0.00	0.00	0.00	0.00
141 E 72410	307	000	00000	000	COMMUNICATION	25,000.00	0.00	19,999.97	0.00	5,000.03	80.00
141 E 72410	307	000	00002	000	COMMUNICATION-ASBURY	0.00	0.00	0.00	0.00	0.00	0.00
141 E 72410	307	000	00003	000	COMMUNICATION-MIDWAY	0.00	0.00	0.00	0.00	0.00	0.00
141 E 72410	307	000	00004	000	COMMUNICATION-BCES	0.00	0.00	0.00	0.00	0.00	0.00
141 E 72410	307	000	00005	000	COMMUNICATION-BCMS	0.00	0.00	0.00	0.00	0.00	0.00
141 E 72410	307	000	00006	000	COMMUNICATION-GVES	0.00	0.00	0.00	0.00	0.00	0.00
141 E 72410	307	000	00007	000	COMMUNICATION-FBES	0.00	0.00	0.00	0.00	0.00	0.00
141 E 72410	307	000	00008	000	COMMUNICATION-GES	0.00	0.00	0.00	0.00	0.00	0.00
141 E 72410	307	000	00009	000	COMMUNICATION-JES	0.00	0.00	0.00	0.00	0.00	0.00
141 E 72410	307	000	00010	000	COMMUNICATION-JMS	0.00	0.00	0.00	0.00	0.00	0.00
141 E 72410	307	000	00011	000	COMMUNICATION-LES	0.00	0.00	0.00	0.00	0.00	0.00
141 E 72410	307	000	00012	000	COMMUNICATION-SCES	0.00	0.00	0.00	0.00	0.00	0.00
141 E 72410	307	000	00013	000	COMMUNICATION-SSES	0.00	0.00	0.00	0.00	0.00	0.00
141 E 72410	307	000	00014	000	COMMUNICATION-WVES	0.00	0.00	0.00	0.00	0.00	0.00
141 E 72410	307	000	00015	000	COMMUNICATION-DBHS	0.00	0.00	0.00	0.00	0.00	0.00
141 E 72410	307	000	00016	000	COMMUNICATION-DCHS	0.00	0.00	0.00	0.00	0.00	0.00
141 E 72410	307	000	00025	000	COMMUNICATION-RVES	0.00	0.00	0.00	0.00	0.00	0.00
141 E 72410	355	000	00000	000	TRAVEL	7,000.00	205.86	858.69	0.00	6,141.31	12.27
141 E 72410	499	000	00000	000	OTHER SUPPLIES AND MATERIALS	71,274.00	232.64	34,232.64	0.00	37,041.36	48.03
141 E 72410	499	000	00002	000	OTHER SUPP. & MATERIALS-ASBURY	0.00	0.00	0.00	0.00	0.00	0.00
141 E 72410	499	000	00003	000	OTHER SUPP. & MATERIALS-MIDWAY	0.00	0.00	0.00	0.00	0.00	0.00
141 E 72410	499	000	00004	000	OTHER SUPP. & MATERIALS-BCES	0.00	397.78	397.78	0.00	-397.78	0.00
141 E 72410	499	000	00005	000	OTHER SUPP. & MATERIALS-BCMS	0.00	0.00	0.00	0.00	0.00	0.00
141 E 72410	499	000	00006	000	OTHER SUPP. & MATERIALS-GVES	0.00	4.47	165.27	0.00	-165.27	0.00
141 E 72410	499	000	00007	000	OTHER SUPP. & MATERIALS-FBES	0.00	0.00	0.00	0.00	0.00	0.00
141 E 72410	499	000	00008	000	OTHER SUPP. & MATERIALS-GES	0.00	0.00	0.00	0.00	0.00	0.00
141 E 72410	499	000	00009	000	OTHER SUPP. & MATERIALS-JES	0.00	401.73	401.73	0.00	-401.73	0.00
141 E 72410	499	000	00010	000	OTHER SUPP. & MATERIALS-JMS	0.00	0.00	283.33	0.00	-283.33	0.00
141 E 72410	499	000	00011	000	OTHER SUPP. & MATERIALS-LES	0.00	0.00	0.00	0.00	0.00	0.00
141 E 72410	499	000	00012	000	OTHER SUPP. & MATERIALS-SCES	0.00	0.00	0.00	0.00	0.00	0.00
141 E 72410	499	000	00013	000	OTHER SUPP. & MATERIALS-SSES	0.00	0.00	0.00	0.00	0.00	0.00

Fnd T Acct Obj Prj Loc Prg	Account Level Description	2021-22 Budget	September 2021-22 Monthly Activity	2021-22 FYTD Activity	Encumbered Amount	Unexpended Balance - YTD Act	2021-22 FYTD %
72410	OFFICE OF THE PRINCIPAL						
141 E 72410 499 000 00014 000	OTHER SUPP. & MATERIALS-WVES	0.00	0.00	0.00	0.00	0.00	0.00
141 E 72410 499 000 00015 000	OTHER SUPP. & MATERIALS-DBHS	0.00	0.00	399.65	0.00	-399.65	0.00
141 E 72410 499 000 00016 000	OTHER SUPP. & MATERIALS-DCHS	0.00	0.00	0.00	0.00	0.00	0.00
141 E 72410 499 000 00025 000	OTHER SUPP. & MATERIALS-RVES	0.00	0.00	0.00	0.00	0.00	0.00
141 E 72410 599 000 00000 000	OTHER CHARGES	65,000.00	0.00	689.00	0.00	64,311.00	1.06
141 E 72410 --- --- ----- ---		4,324,090.00	339,260.25	651,567.44	0.00	3,672,522.56	15.07
72510	FISCAL SERVICES						
141 E 72510 105 000 00000 000	SUPERVISOR/DIRECTOR	146,867.00	11,272.84	33,818.52	0.00	113,048.48	23.03
141 E 72510 162 000 00000 000	ACCOUNTING CLERK	148,692.00	11,430.40	34,291.20	0.00	114,400.80	23.06
141 E 72510 201 000 00000 000	SOCIAL SECURITY	18,325.00	1,303.68	4,118.92	0.00	14,206.08	22.48
141 E 72510 204 000 00000 000	STATE RETIREMENT	28,403.00	2,181.76	6,545.28	0.00	21,857.72	23.04
141 E 72510 206 000 00000 000	LIFE INSURANCE	60.00	0.00	0.00	0.00	60.00	0.00
141 E 72510 207 000 00000 000	MEDICAL INSURANCE	44,364.00	6,345.20	6,345.20	0.00	38,018.80	14.30
141 E 72510 212 000 00000 000	EMPLOYER MEDICARE	4,286.00	304.90	963.34	0.00	3,322.66	22.48
141 E 72510 355 000 00000 000	TRAVEL	2,398.00	20.21	61.10	0.00	2,336.90	2.55
141 E 72510 399 000 00000 000	OTHER CONTRACTED SERVICES	671.00	215.00	1,265.00	0.00	-594.00	188.52
141 E 72510 499 000 00000 000	OTHER SUPPLIES AND MATERIALS	672.00	0.00	1,089.72	0.00	-417.72	162.16
141 E 72510 --- --- ----- ---		394,738.00	33,073.99	88,498.28	0.00	306,239.72	22.42
72610	OPERATION OF PLANT						
141 E 72610 166 000 00000 000	CUSTODIAL PERSONNEL	733,898.00	51,383.14	152,741.10	0.00	581,156.90	20.81
141 E 72610 189 000 00000 000	OTHER SALARIES & WAGES	131,301.00	13,704.18	46,862.44	0.00	84,438.56	35.69
141 E 72610 201 000 00000 000	SOCIAL SECURITY	53,642.00	3,775.68	12,115.65	0.00	41,526.35	22.59
141 E 72610 204 000 00000 000	STATE RETIREMENT	83,146.00	5,210.02	15,204.49	0.00	67,941.51	18.29
141 E 72610 206 000 00000 000	LIFE INSURANCE	695.00	0.00	0.00	0.00	695.00	0.00
141 E 72610 207 000 00000 000	MEDICAL INSURANCE	236,577.00	17,080.40	17,080.40	0.00	219,496.60	7.22
141 E 72610 212 000 00000 000	EMPLOYER MEDICARE	12,545.00	882.93	2,833.39	0.00	9,711.61	22.59
141 E 72610 328 000 00000 000	JANITORIAL SERVICES	844,000.00	0.00	0.00	0.00	844,000.00	0.00
141 E 72610 328 000 00002 000	JANITORIAL SERVICES-ASBURY	0.00	0.00	0.00	0.00	0.00	0.00

Fnd	T	Acct	Obj	Prj	Loc	Prg	Account Level Description	2021-22 Budget	September 2021-22 Monthly Activity	2021-22 FYTD Activity	Encumbered Amount	Unexpended Balance - YTD Act	2021-22 FYTD %
72610							OPERATION OF PLANT						
141	E	72610	328	000	00003	000	JANITORIAL SERVICES-MIDWAY	0.00	0.00	0.00	0.00	0.00	0.00
141	E	72610	328	000	00004	000	JANITORIAL SERVICES-BCES	0.00	5,417.38	16,252.14	0.00	-16,252.14	0.00
141	E	72610	328	000	00005	000	JANITORIAL SERVICES-BCMS	0.00	0.00	0.00	0.00	0.00	0.00
141	E	72610	328	000	00006	000	JANITORIAL SERVICES-GVES	0.00	5,968.04	17,904.12	0.00	-17,904.12	0.00
141	E	72610	328	000	00007	000	JANITORIAL SERVICES-FBES	0.00	3,482.36	11,167.08	0.00	-11,167.08	0.00
141	E	72610	328	000	00008	000	JANITORIAL SERVICES-GES	0.00	0.00	0.00	0.00	0.00	0.00
141	E	72610	328	000	00009	000	JANITORIAL SERVICES-JES	0.00	5,440.08	16,320.24	0.00	-16,320.24	0.00
141	E	72610	328	000	00010	000	JANITORIAL SERVICES-JMS	0.00	4,669.00	14,007.00	0.00	-14,007.00	0.00
141	E	72610	328	000	00011	000	JANITORIAL SERVICES-LES	0.00	0.00	0.00	0.00	0.00	0.00
141	E	72610	328	000	00012	000	JANITORIAL SERVICES-SCES	0.00	5,663.47	16,990.41	0.00	-16,990.41	0.00
141	E	72610	328	000	00013	000	JANITORIAL SERVICES-SSES	0.00	4,265.23	12,795.69	0.00	-12,795.69	0.00
141	E	72610	328	000	00014	000	JANITORIAL SERVICES-WVES	0.00	4,216.54	12,649.62	0.00	-12,649.62	0.00
141	E	72610	328	000	00015	000	JANITORIAL SERVICES-DBHS	0.00	12,843.35	38,530.05	0.00	-38,530.05	0.00
141	E	72610	328	000	00016	000	JANITORIAL SERVICES-DCHS	0.00	12,843.35	38,530.05	0.00	-38,530.05	0.00
141	E	72610	328	000	00025	000	JANITORIAL SERVICES-RVES	0.00	6,323.92	18,287.76	0.00	-18,287.76	0.00
141	E	72610	359	000	00000	000	DISPOSAL FEES	124,000.00	7,245.80	22,035.03	0.00	101,964.97	17.77
141	E	72610	359	000	00002	000	DISPOSAL FEES ASBURY	0.00	482.73	482.73	0.00	-482.73	0.00
141	E	72610	359	000	00003	000	DISPOSAL FEES MIDWAY	0.00	525.25	745.25	0.00	-745.25	0.00
141	E	72610	359	000	00004	000	DISPOSAL FEES BCES	0.00	0.00	0.00	0.00	0.00	0.00
141	E	72610	359	000	00005	000	DISPOSAL FEES OLD BCMS	0.00	0.00	0.00	0.00	0.00	0.00
141	E	72610	359	000	00006	000	DISPOSAL FEES GVES	0.00	531.58	768.46	0.00	-768.46	0.00
141	E	72610	359	000	00007	000	DISPOSAL FEES FBES	0.00	0.00	0.00	0.00	0.00	0.00
141	E	72610	359	000	00008	000	DISPOSAL FEES GES	0.00	0.00	0.00	0.00	0.00	0.00
141	E	72610	359	000	00009	000	DISPOSAL FEES JES	0.00	0.00	1,140.00	0.00	-1,140.00	0.00
141	E	72610	359	000	00010	000	DISPOSAL FEES JMS	0.00	457.50	2,221.64	0.00	-2,221.64	0.00
141	E	72610	359	000	00011	000	DISPOSAL FEES LES	0.00	0.00	0.00	0.00	0.00	0.00
141	E	72610	359	000	00012	000	DISPOSAL FEES SCES	0.00	0.00	0.00	0.00	0.00	0.00
141	E	72610	359	000	00013	000	DISPOSAL FEES SSES	0.00	0.00	738.50	0.00	-738.50	0.00
141	E	72610	359	000	00014	000	DISPOSAL FEES WVES	0.00	0.00	0.00	0.00	0.00	0.00
141	E	72610	359	000	00015	000	DISPOSAL FEES DBHS	0.00	1,629.07	3,825.46	0.00	-3,825.46	0.00
141	E	72610	359	000	00016	000	DISPOSAL FEES DCHS	0.00	466.88	2,673.61	0.00	-2,673.61	0.00
141	E	72610	359	000	00025	000	DISPOSAL FEES RVES	0.00	0.00	0.00	0.00	0.00	0.00
141	E	72610	399	000	00000	000	OTHER CONTRACTED SERVICES	149,010.00	363.93	933.88	0.00	148,076.12	0.63
141	E	72610	399	000	00002	000	OTHER CONTRACTED SERV. ASBURY	0.00	169.14	169.14	0.00	-169.14	0.00
141	E	72610	399	000	00003	000	OTHER CONTRACTED SERV MIDWAY	0.00	50.00	900.00	0.00	-900.00	0.00
141	E	72610	399	000	00004	000	OTHER CONTRACTED SERVICE BCES	0.00	600.00	1,275.00	0.00	-1,275.00	0.00
141	E	72610	399	000	00005	000	OTHER CONTRACTED SERVICE BCM	0.00	0.00	0.00	0.00	0.00	0.00
141	E	72610	399	000	00006	000	OTHER CONTRACTED SERVICE GVES	0.00	900.00	1,261.50	0.00	-1,261.50	0.00

Fnd T Acct Obj Prj Loc Prg	Account Level Description	2021-22 Budget	September 2021-22 Monthly Activity	2021-22 FYTD Activity	Encumbered Amount	Unexpended Balance - YTD Act	2021-22 FYTD %
72610	OPERATION OF PLANT						
141 E 72610 399 000 00007 000	OTHER CONTRACTED SERVICE FBES	0.00	0.00	0.00	0.00	0.00	0.00
141 E 72610 399 000 00008 000	OTHER CONTRACTED SERVICE GES	0.00	0.00	600.00	0.00	-600.00	0.00
141 E 72610 399 000 00009 000	OTHER CONTRACTED SERVICE JES	0.00	125.00	430.00	0.00	-430.00	0.00
141 E 72610 399 000 00010 000	OTHER CONTRACTED SERVICE JMS	0.00	90.00	570.00	0.00	-570.00	0.00
141 E 72610 399 000 00011 000	OTHER CONTRACTED SERVICE LES	0.00	727.50	5,415.00	0.00	-5,415.00	0.00
141 E 72610 399 000 00012 000	OTHER CONTRACTED SERVICE SCES	0.00	300.00	2,200.00	0.00	-2,200.00	0.00
141 E 72610 399 000 00013 000	OTHER CONTRACTED SERVICE SSES	0.00	200.00	13,760.00	0.00	-13,760.00	0.00
141 E 72610 399 000 00014 000	OTHER CONTRACTED SERVICE WVES	0.00	216.85	2,478.35	0.00	-2,478.35	0.00
141 E 72610 399 000 00015 000	OTHER CONTRACTED SERVICE DBHS	0.00	205.69	905.69	0.00	-905.69	0.00
141 E 72610 399 000 00016 000	OTHER CONTRACTED SERVICE DCHS	0.00	1,771.01	4,736.25	0.00	-4,736.25	0.00
141 E 72610 399 000 00025 000	OTHER CONTRACTED SERVICE RVES	0.00	750.00	1,710.00	0.00	-1,710.00	0.00
141 E 72610 410 000 00000 000	CUSTODIAL SUPPLIES	130,000.00	348.16	1,101.47	0.00	128,898.53	0.85
141 E 72610 410 000 00002 000	CUSTODIAL SUPPLIES-ASBURY	0.00	624.08	624.08	0.00	-624.08	0.00
141 E 72610 410 000 00003 000	CUSTODIAL SUPPLIES-MIDWAY	0.00	0.00	0.00	0.00	0.00	0.00
141 E 72610 410 000 00004 000	CUSTODIAL SUPPLIES-BCES	0.00	1,018.66	1,018.66	0.00	-1,018.66	0.00
141 E 72610 410 000 00005 000	CUSTODIAL SUPPLIES-BCMS	0.00	0.00	0.00	0.00	0.00	0.00
141 E 72610 410 000 00006 000	CUSTODIAL SUPPLIES-GVES	0.00	0.00	0.00	0.00	0.00	0.00
141 E 72610 410 000 00007 000	CUSTODIAL SUPPLIES-FBES	0.00	619.89	619.89	0.00	-619.89	0.00
141 E 72610 410 000 00008 000	CUSTODIAL SUPPLIES-GES	0.00	256.56	2,089.36	0.00	-2,089.36	0.00
141 E 72610 410 000 00009 000	CUSTODIAL SUPPLIES-JES	0.00	783.06	1,368.71	0.00	-1,368.71	0.00
141 E 72610 410 000 00010 000	CUSTODIAL SUPPLIES-JMS	0.00	544.36	544.36	0.00	-544.36	0.00
141 E 72610 410 000 00011 000	CUSTODIAL SUPPLIES-LES	0.00	1,221.66	2,277.54	0.00	-2,277.54	0.00
141 E 72610 410 000 00012 000	CUSTODIAL SUPPLIES-SCES	0.00	1,128.12	1,128.12	0.00	-1,128.12	0.00
141 E 72610 410 000 00013 000	CUSTODIAL SUPPLIES-SSES	0.00	0.00	0.00	0.00	0.00	0.00
141 E 72610 410 000 00014 000	CUSTODIAL SUPPLIES-WVES	0.00	45.60	651.34	0.00	-651.34	0.00
141 E 72610 410 000 00015 000	CUSTODIAL SUPPLIES-DBHS	0.00	1,603.62	2,609.71	0.00	-2,609.71	0.00
141 E 72610 410 000 00016 000	CUSTODIAL SUPPLIES-DCHS	0.00	514.32	514.32	0.00	-514.32	0.00
141 E 72610 410 000 00025 000	CUSTODIAL SUPPLIES-RVES	0.00	0.00	1,987.72	0.00	-1,987.72	0.00
141 E 72610 415 000 00000 000	ELECTRICITY	2,110,133.00	9,573.37	28,313.45	0.00	2,081,819.55	1.34
141 E 72610 415 000 00002 000	ELECTRICITY-ASBURY	0.00	1,859.55	4,913.77	0.00	-4,913.77	0.00
141 E 72610 415 000 00003 000	ELECTRICITY-MIDWAY	0.00	1,271.57	3,322.38	0.00	-3,322.38	0.00
141 E 72610 415 000 00004 000	ELECTRICITY-BCES	0.00	19,147.63	45,883.82	0.00	-45,883.82	0.00
141 E 72610 415 000 00005 000	ELECTRICITY-BCMS	0.00	0.00	0.00	0.00	0.00	0.00
141 E 72610 415 000 00006 000	ELECTRICITY-GVES	0.00	17,195.60	43,102.77	0.00	-43,102.77	0.00
141 E 72610 415 000 00007 000	ELECTRICITY-FBES	0.00	5,564.22	14,798.35	0.00	-14,798.35	0.00
141 E 72610 415 000 00008 000	ELECTRICITY-GES	0.00	10,850.49	27,155.51	0.00	-27,155.51	0.00
141 E 72610 415 000 00009 000	ELECTRICITY-JES	0.00	10,944.95	30,074.61	0.00	-30,074.61	0.00
141 E 72610 415 000 00010 000	ELECTRICITY-JMS	0.00	8,419.09	21,187.56	0.00	-21,187.56	0.00

Fnd	T	Acct	Obj	Prj	Loc	Prg	Account Level Description	2021-22 Budget	September 2021-22 Monthly Activity	2021-22 FYTD Activity	Encumbered Amount	Unexpended Balance - YTD Act	2021-22 FYTD %
72610							OPERATION OF PLANT						
141	E	72610	415	000	00011	000	ELECTRICITY-LES	0.00	14,736.46	38,282.82	0.00	-38,282.82	0.00
141	E	72610	415	000	00012	000	ELECTRICITY-SCES	0.00	8,263.08	18,817.31	0.00	-18,817.31	0.00
141	E	72610	415	000	00013	000	ELECTRICITY-SSES	0.00	8,635.60	22,446.70	0.00	-22,446.70	0.00
141	E	72610	415	000	00014	000	ELECTRICITY-WVES	0.00	8,615.42	20,539.10	0.00	-20,539.10	0.00
141	E	72610	415	000	00015	000	ELECTRICITY-DBHS	0.00	30,661.28	77,992.63	0.00	-77,992.63	0.00
141	E	72610	415	000	00016	000	ELECTRICITY-DCHS	0.00	26,872.86	66,615.93	0.00	-66,615.93	0.00
141	E	72610	415	000	00025	000	ELECTRICITY-RVES	0.00	15,346.54	40,280.71	0.00	-40,280.71	0.00
141	E	72610	434	000	00000	000	NATURAL GAS	141,625.00	5,643.32	11,129.36	0.00	130,495.64	7.86
141	E	72610	434	000	00002	000	NATURAL GAS-ASBURY	0.00	0.00	0.00	0.00	0.00	0.00
141	E	72610	434	000	00003	000	NATURAL GAS-MIDWAY	0.00	0.00	0.00	0.00	0.00	0.00
141	E	72610	434	000	00004	000	NATURAL GAS-BCES	0.00	90.85	225.63	0.00	-225.63	0.00
141	E	72610	434	000	00005	000	NATURAL GAS-BCMS	0.00	0.00	0.00	0.00	0.00	0.00
141	E	72610	434	000	00006	000	NATURAL GAS-GVES	0.00	0.00	0.00	0.00	0.00	0.00
141	E	72610	434	000	00007	000	NATURAL GAS-FBES	0.00	0.00	0.00	0.00	0.00	0.00
141	E	72610	434	000	00008	000	NATURAL GAS-GES	0.00	0.00	0.00	0.00	0.00	0.00
141	E	72610	434	000	00009	000	NATURAL GAS-JES	0.00	100.69	317.41	0.00	-317.41	0.00
141	E	72610	434	000	00010	000	NATURAL GAS-JMS	0.00	46.51	138.19	0.00	-138.19	0.00
141	E	72610	434	000	00011	000	NATURAL GAS-LES	0.00	0.00	4,323.93	0.00	-4,323.93	0.00
141	E	72610	434	000	00012	000	NATURAL GAS-SCES	0.00	0.00	0.00	0.00	0.00	0.00
141	E	72610	434	000	00013	000	NATURAL GAS-SSES	0.00	0.00	2,998.28	0.00	-2,998.28	0.00
141	E	72610	434	000	00014	000	NATURAL GAS-WVES	0.00	0.00	0.00	0.00	0.00	0.00
141	E	72610	434	000	00015	000	NATURAL GAS-DBHS	0.00	0.00	1,345.35	0.00	-1,345.35	0.00
141	E	72610	434	000	00016	000	NATURAL GAS-DCHS	0.00	316.47	837.60	0.00	-837.60	0.00
141	E	72610	434	000	00025	000	NATURAL GAS-RVES	0.00	0.00	0.00	0.00	0.00	0.00
141	E	72610	454	000	00000	000	WATER AND SEWER	241,090.00	484.18	764.71	0.00	240,325.29	0.32
141	E	72610	454	000	00002	000	WATER & SEWER-ASBURY	0.00	0.00	745.51	0.00	-745.51	0.00
141	E	72610	454	000	00003	000	WATER & SEWER-MIDWAY	0.00	0.00	45.27	0.00	-45.27	0.00
141	E	72610	454	000	00004	000	WATER & SEWER-BCES	0.00	2,728.01	4,276.81	0.00	-4,276.81	0.00
141	E	72610	454	000	00005	000	WATER & SEWER-BCMS	0.00	0.00	0.00	0.00	0.00	0.00
141	E	72610	454	000	00006	000	WATER & SEWER-GVES	0.00	0.00	5,181.47	0.00	-5,181.47	0.00
141	E	72610	454	000	00007	000	WATER & SEWER-FBES	0.00	145.97	484.54	0.00	-484.54	0.00
141	E	72610	454	000	00008	000	WATER & SEWER-GES	0.00	0.00	2,439.89	0.00	-2,439.89	0.00
141	E	72610	454	000	00009	000	WATER & SEWER-JES	0.00	0.00	2,395.36	0.00	-2,395.36	0.00
141	E	72610	454	000	00010	000	WATER & SEWER-JMS	0.00	0.00	1,230.76	0.00	-1,230.76	0.00
141	E	72610	454	000	00011	000	WATER & SEWER-LES	0.00	0.00	1,080.79	0.00	-1,080.79	0.00
141	E	72610	454	000	00012	000	WATER & SEWER-SCES	0.00	339.45	554.33	0.00	-554.33	0.00
141	E	72610	454	000	00013	000	WATER & SEWER-SSES	0.00	599.71	884.17	0.00	-884.17	0.00
141	E	72610	454	000	00014	000	WATER & SEWER-WVES	0.00	0.00	186.70	0.00	-186.70	0.00

Fnd T Acct Obj Prj Loc Prg	Account Level Description	2021-22 Budget	September 2021-22 Monthly Activity	2021-22 FYTD Activity	Encumbered Amount	Unexpended Balance - YTD Act	2021-22 FYTD %
72610	OPERATION OF PLANT						
141 E 72610 454 000 00015 000	WATER & SEWER-DBHS	0.00	5,643.98	11,202.63	0.00	-11,202.63	0.00
141 E 72610 454 000 00016 000	WATER & SEWER-DCHS	0.00	1,083.00	7,407.15	0.00	-7,407.15	0.00
141 E 72610 454 000 00025 000	WATER & SEWER-RVES	0.00	2,223.11	6,652.39	0.00	-6,652.39	0.00
141 E 72610 499 000 00000 000	OTHER SUPPLIES AND MATERIALS	70,000.00	6,131.79	11,883.43	0.00	58,116.57	16.98
141 E 72610 501 000 00000 000	BOILER INSURANCE	20,684.00	0.00	20,684.00	0.00	0.00	100.00
141 E 72610 599 000 00000 000	OTHER CHARGES	38,000.00	1,558.62	3,172.10	0.00	34,827.90	8.35
141 E 72610 599 000 00002 000	OTHER CHARGES ASBURY	0.00	248.85	248.85	0.00	-248.85	0.00
141 E 72610 599 000 00003 000	OTHER CHARGES MIDWAY	0.00	100.00	100.00	0.00	-100.00	0.00
141 E 72610 599 000 00004 000	OTHER CHARGES BCES	0.00	224.04	224.04	0.00	-224.04	0.00
141 E 72610 599 000 00005 000	OTHER CHARGES BCMS	0.00	0.00	0.00	0.00	0.00	0.00
141 E 72610 599 000 00006 000	OTHER CHARGES GVES	0.00	0.00	0.00	0.00	0.00	0.00
141 E 72610 599 000 00007 000	OTHER CHARGES FBES	0.00	0.00	0.00	0.00	0.00	0.00
141 E 72610 599 000 00008 000	OTHER CHARGES GES	0.00	0.00	0.00	0.00	0.00	0.00
141 E 72610 599 000 00009 000	OTHER CHARGES JES	0.00	0.00	0.00	0.00	0.00	0.00
141 E 72610 599 000 00010 000	OTHER CHARGES JMS	0.00	0.00	0.00	0.00	0.00	0.00
141 E 72610 599 000 00011 000	OTHER CHARGES LES	0.00	0.00	0.00	0.00	0.00	0.00
141 E 72610 599 000 00012 000	OTHER CHARGES SCES	0.00	0.00	0.00	0.00	0.00	0.00
141 E 72610 599 000 00013 000	OTHER CHARGES SSES	0.00	0.00	0.00	0.00	0.00	0.00
141 E 72610 599 000 00014 000	OTHER CHARGES WVES	0.00	0.00	0.00	0.00	0.00	0.00
141 E 72610 599 000 00015 000	OTHER CHARGES DBHS	0.00	0.00	0.00	0.00	0.00	0.00
141 E 72610 599 000 00016 000	OTHER CHARGES DCHS	0.00	0.00	0.00	0.00	0.00	0.00
141 E 72610 599 000 00025 000	OTHER CHARGES RVES	0.00	0.00	0.00	0.00	0.00	0.00
141 E 72610 --- --- ----- ---		5,120,346.00	415,351.35	1,155,670.47	0.00	3,964,675.53	22.57
72620	MAINTENANCE OF PLANT						
141 E 72620 105 000 00000 000	SUPERVISOR/DIRECTOR	261,854.00	15,807.61	47,422.83	0.00	214,431.17	18.11
141 E 72620 167 000 00000 000	MAINTENANCE PERSONNEL	774,287.00	46,798.20	140,235.80	0.00	634,051.20	18.11
141 E 72620 201 000 00000 000	SOCIAL SECURITY	64,241.00	3,619.58	11,372.79	0.00	52,868.21	17.70
141 E 72620 204 000 00000 000	STATE RETIREMENT	99,573.00	6,062.35	18,171.76	0.00	81,401.24	18.25
141 E 72620 206 000 00000 000	LIFE INSURANCE	281.00	0.00	0.00	0.00	281.00	0.00
141 E 72620 207 000 00000 000	MEDICAL INSURANCE	131,682.00	15,215.10	15,215.10	0.00	116,466.90	11.55
141 E 72620 212 000 00000 000	EMPLOYER MEDICARE	15,024.00	846.57	2,659.78	0.00	12,364.22	17.70
141 E 72620 304 000 00000 000	ARCHITECTS	0.00	0.00	0.00	0.00	0.00	0.00
141 E 72620 307 000 00000 000	COMMUNICATION	2,700.00	236.60	473.20	0.00	2,226.80	17.53

Fnd T Acct Obj Prj Loc Prg	Account Level Description	2021-22 Budget	September 2021-22 Monthly Activity	2021-22 FYTD Activity	Encumbered Amount	Unexpended Balance - YTD Act	2021-22 FYTD %
72620	MAINTENANCE OF PLANT						
141 E 72620 335 000 00000 000	MAINTENANCE & REPAIR - BUILDIN	45,000.00	0.00	0.00	0.00	45,000.00	0.00
141 E 72620 335 000 00002 000	MAINT. & REPAIR BUILD. ASBURY	0.00	3,300.00	3,300.00	0.00	-3,300.00	0.00
141 E 72620 335 000 00003 000	MAINT. & REPAIR BUILD. MIDWAY	0.00	0.00	0.00	0.00	0.00	0.00
141 E 72620 335 000 00004 000	MAINT. & REPAIR BUILD. BCES	0.00	1,902.62	1,902.62	0.00	-1,902.62	0.00
141 E 72620 335 000 00005 000	MAINT. & REPAIR BUILD. BCMS	0.00	0.00	0.00	0.00	0.00	0.00
141 E 72620 335 000 00006 000	MAINT. & REPAIR BUILD. GVES	0.00	0.00	0.00	0.00	0.00	0.00
141 E 72620 335 000 00007 000	MAINT. & REPAIR BUILD. FBES	0.00	0.00	0.00	0.00	0.00	0.00
141 E 72620 335 000 00008 000	MAINT. & REPAIR BUILD. GES	0.00	0.00	0.00	0.00	0.00	0.00
141 E 72620 335 000 00009 000	MAINT. & REPAIR BUILD. JES	0.00	0.00	0.00	0.00	0.00	0.00
141 E 72620 335 000 00010 000	MAINT. & REPAIR BUILD. JMS	0.00	0.00	0.00	0.00	0.00	0.00
141 E 72620 335 000 00011 000	MAINT. & REPAIR BUILD. LES	0.00	0.00	14,800.00	0.00	-14,800.00	0.00
141 E 72620 335 000 00012 000	MAINT. & REPAIR BUILD. SCES	0.00	0.00	0.00	0.00	0.00	0.00
141 E 72620 335 000 00013 000	MAINT. & REPAIR BUILD. SSES	0.00	0.00	0.00	0.00	0.00	0.00
141 E 72620 335 000 00014 000	MAINT. & REPAIR BUILD. WVES	0.00	0.00	0.00	0.00	0.00	0.00
141 E 72620 335 000 00015 000	MAINT. & REPAIR BUILD. DBHS	0.00	0.00	0.00	0.00	0.00	0.00
141 E 72620 335 000 00016 000	MAINT. & REPAIR BUILD. DCHS	0.00	0.00	17,635.00	0.00	-17,635.00	0.00
141 E 72620 335 000 00025 000	MAINT. & REPAIR BUILD. RVES	0.00	0.00	0.00	0.00	0.00	0.00
141 E 72620 336 000 00000 000	MAINTENANCE AND REPAIR SERVICE	50,000.00	8,930.29	8,930.29	0.00	41,069.71	17.86
141 E 72620 336 000 00002 000	MAINT & REPAIR EQUIP ASBURY	0.00	0.00	0.00	0.00	0.00	0.00
141 E 72620 336 000 00003 000	MAINT & REPAIR EQUIP MIDWAY	0.00	0.00	0.00	0.00	0.00	0.00
141 E 72620 336 000 00004 000	MAINT & REPAIR EQUIP BCES	0.00	0.00	0.00	0.00	0.00	0.00
141 E 72620 336 000 00005 000	MAINT & REPAIR EQUIP BCMS	0.00	0.00	0.00	0.00	0.00	0.00
141 E 72620 336 000 00006 000	MAINT & REPAIR EQUIP GVES	0.00	2,133.65	2,133.65	0.00	-2,133.65	0.00
141 E 72620 336 000 00007 000	MAINT & REPAIR EQUIP FBES	0.00	0.00	0.00	0.00	0.00	0.00
141 E 72620 336 000 00008 000	MAINT & REPAIR EQUIP GES	0.00	7,750.00	7,750.00	0.00	-7,750.00	0.00
141 E 72620 336 000 00009 000	MAINT & REPAIR EQUIP JES	0.00	0.00	0.00	0.00	0.00	0.00
141 E 72620 336 000 00010 000	MAINT & REPAIR EQUIP JMS	0.00	0.00	0.00	0.00	0.00	0.00
141 E 72620 336 000 00011 000	MAINT & REPAIR EQUIP LES	0.00	0.00	0.00	0.00	0.00	0.00
141 E 72620 336 000 00012 000	MAINT & REPAIR EQUIP SCES	0.00	0.00	0.00	0.00	0.00	0.00
141 E 72620 336 000 00013 000	MAINT & REPAIR EQUIP SSES	0.00	0.00	0.00	0.00	0.00	0.00
141 E 72620 336 000 00014 000	MAINT & REPAIR EQUIP WVES	0.00	1,221.71	1,221.71	0.00	-1,221.71	0.00
141 E 72620 336 000 00015 000	MAINT & REPAIR EQUIP DBHS	0.00	0.00	0.00	0.00	0.00	0.00
141 E 72620 336 000 00016 000	MAINT & REPAIR EQUIP DCHS	0.00	85,542.25	91,249.21	0.00	-91,249.21	0.00
141 E 72620 336 000 00025 000	MAINT & REPAIR EQUIP RVES	0.00	0.00	0.00	0.00	0.00	0.00
141 E 72620 399 000 00000 000	OTHER CONTRACTED SERVICES	500.00	0.00	0.00	0.00	500.00	0.00
141 E 72620 499 000 00000 000	OTHER SUPPLIES AND MATERIALS	450,000.00	31,834.93	66,271.39	0.00	383,728.61	14.73
141 E 72620 499 000 00002 000	OTHER SUPPLIES & MAT. ASBURY	0.00	0.00	866.70	0.00	-866.70	0.00
141 E 72620 499 000 00003 000	OTHER SUPPLIES & MAT. MIDWAY	0.00	2,028.27	2,028.27	0.00	-2,028.27	0.00

Fnd T Acct Obj Prj Loc Prg	Account Level Description	2021-22 Budget	September 2021-22 Monthly Activity	2021-22 FYTD Activity	Encumbered Amount	Unexpended Balance - YTD Act	2021-22 FYTD %
72620	MAINTENANCE OF PLANT						
141 E 72620 499 000 00004 000	OTHER SUPPLIES & MAT. BCES	0.00	0.00	0.00	0.00	0.00	0.00
141 E 72620 499 000 00005 000	OTHER SUPPLIES & MAT. BCMS	0.00	0.00	0.00	0.00	0.00	0.00
141 E 72620 499 000 00006 000	OTHER SUPPLIES & MAT. GVES	0.00	0.00	0.00	0.00	0.00	0.00
141 E 72620 499 000 00007 000	OTHER SUPPLIES & MAT. FBES	0.00	0.00	1,243.00	0.00	-1,243.00	0.00
141 E 72620 499 000 00008 000	OTHER SUPPLIES & MAT. GES	0.00	0.00	0.00	0.00	0.00	0.00
141 E 72620 499 000 00009 000	OTHER SUPPLIES & MAT. JES	0.00	0.00	0.00	0.00	0.00	0.00
141 E 72620 499 000 00010 000	OTHER SUPPLIES & MAT. JMS	0.00	0.00	0.00	0.00	0.00	0.00
141 E 72620 499 000 00011 000	OTHER SUPPLIES & MAT. LES	0.00	415.00	415.00	0.00	-415.00	0.00
141 E 72620 499 000 00012 000	OTHER SUPPLIES & MAT. SCES	0.00	349.28	349.28	0.00	-349.28	0.00
141 E 72620 499 000 00013 000	OTHER SUPPLIES & MAT. SSES	0.00	0.00	0.00	0.00	0.00	0.00
141 E 72620 499 000 00014 000	OTHER SUPPLIES & MAT. WVES	0.00	0.00	0.00	0.00	0.00	0.00
141 E 72620 499 000 00015 000	OTHER SUPPLIES & MAT. DBHS	0.00	0.00	0.00	0.00	0.00	0.00
141 E 72620 499 000 00016 000	OTHER SUPPLIES & MAT. DCHS	0.00	0.00	0.00	0.00	0.00	0.00
141 E 72620 499 000 00025 000	OTHER SUPPLIES & MAT. RVES	0.00	0.00	0.00	0.00	0.00	0.00
141 E 72620 599 000 00000 000	OTHER CHARGES	26,000.00	2,126.63	4,663.39	0.00	21,336.61	17.94
141 E 72620 701 000 00000 000	ADMINISTRATION EQUIPMENT	250,000.00	-12,190.86	20,879.14	0.00	229,120.86	8.35
141 E 72620 --- --- ----- ---		2,171,142.00	223,929.78	481,189.91	0.00	1,689,952.09	22.16
72710	STUDENT TRANSPORTATION						
141 E 72710 105 000 00000 000	SUPERVISOR/DIRECTOR	120,448.00	9,265.56	27,796.68	0.00	92,651.32	23.08
141 E 72710 142 000 00000 000	MECHANIC(S)	241,410.00	7,150.72	30,329.34	0.00	211,080.66	12.56
141 E 72710 146 000 00000 000	BUS DRIVERS	1,237,267.00	100,225.43	103,237.62	0.00	1,134,029.38	8.34
141 E 72710 189 000 00000 000	OTHER PERSONEL	0.00	0.00	0.00	0.00	0.00	0.00
141 E 72710 201 000 00000 000	SOCIAL SECURITY	99,146.00	6,287.78	9,339.80	0.00	89,806.20	9.42
141 E 72710 204 000 00000 000	STATE RETIREMENT	153,676.00	9,798.92	12,504.55	0.00	141,171.45	8.14
141 E 72710 206 000 00000 000	LIFE INSURANCE	1,517.00	0.00	0.00	0.00	1,517.00	0.00
141 E 72710 207 000 00000 000	MEDICAL INSURANCE	446,624.00	41,279.48	39,579.48	0.00	407,044.52	8.86
141 E 72710 212 000 00000 000	EMPLOYER MEDICARE	23,187.00	1,537.78	2,232.14	0.00	20,954.86	9.63
141 E 72710 307 000 00000 000	COMMUNICATION	750.00	54.17	108.34	0.00	641.66	14.45
141 E 72710 330 000 00000 000	OPERATING LEASE PAYMENTS	8,400.00	350.54	1,714.80	0.00	6,685.20	20.41
141 E 72710 399 000 00000 000	OTHER CONTRACTED SERVICES	5,000.00	0.00	0.00	0.00	5,000.00	0.00
141 E 72710 412 000 00000 000	DIESEL FUEL	275,000.00	25,702.57	38,805.75	0.00	236,194.25	14.11
141 E 72710 424 000 00000 000	GARAGE SUPPLIES	30,000.00	440.28	1,283.26	0.00	28,716.74	4.28
141 E 72710 425 000 00000 000	GASOLINE	150,000.00	15,173.93	36,534.78	0.00	113,465.22	24.36

Fnd T Acct Obj Prj Loc Prg	Account Level Description	2021-22 Budget	September 2021-22 Monthly Activity	2021-22 FYTD Activity	Encumbered Amount	Unexpended Balance - YTD Act	2021-22 FYTD %
72710	STUDENT TRANSPORTATION						
141 E 72710 450 000 00000 000	TIRES AND TUBES	60,000.00	0.00	481.40	0.00	59,518.60	0.80
141 E 72710 453 000 00000 000	VEHICLE PARTS	160,000.00	4,324.26	13,897.38	0.00	146,102.62	8.69
141 E 72710 499 000 00000 000	OTHER SUPPLIES AND MATERIALS	5,000.00	0.00	0.00	0.00	5,000.00	0.00
141 E 72710 511 000 00000 000	VEHICLE AND EQUIPMENT INSURANC	169,028.00	0.00	169,028.00	0.00	0.00	100.00
141 E 72710 599 000 00000 000	OTHER CHARGES	18,000.00	2,752.95	10,500.68	0.00	7,499.32	58.34
141 E 72710 729 000 00000 000	TRANSPORTATION EQUIPMENT	100,000.00	0.00	0.00	0.00	100,000.00	0.00
141 E 72710 729 100 00000 000	TRANS. EQUIPMENT-ELECTRIC BUS	424,545.00	0.00	0.00	0.00	424,545.00	0.00
141 E 72710 --- --- ----- ---		3,728,998.00	224,344.37	497,374.00	0.00	3,231,624.00	13.34
72810	OTHER SUPPORT SERVICES						
141 E 72810 105 000 00000 000	FAMILY RESOURCE DIRECTOR	68,122.00	6,199.34	18,473.00	0.00	49,649.00	27.12
141 E 72810 162 000 00000 000	CLERICAL PERSONNEL	24,910.00	2,076.00	2,076.00	0.00	22,834.00	8.33
141 E 72810 189 000 00000 000	OTHER SALARIES & WAGES	0.00	0.00	0.00	0.00	0.00	0.00
141 E 72810 201 000 00000 000	SOCIAL SECURITY	5,768.00	494.87	1,255.83	0.00	4,512.17	21.77
141 E 72810 204 000 00000 000	STATE RETIREMENT	9,635.00	838.03	2,102.21	0.00	7,532.79	21.82
141 E 72810 206 000 00000 000	LIFE INSURANCE	76.00	0.00	0.00	0.00	76.00	0.00
141 E 72810 207 000 00000 000	MEDICAL INSURANCE	14,653.00	1,449.60	1,449.60	0.00	13,203.40	9.89
141 E 72810 212 000 00000 000	EMPLOYER MEDICARE	1,349.00	115.73	293.69	0.00	1,055.31	21.77
141 E 72810 499 000 00000 000	OTHER SUPPLIES AND MATERIALS	4,500.00	0.00	0.00	0.00	4,500.00	0.00
141 E 72810 599 000 00000 000	OTHER CHARGES	5,500.00	0.00	0.00	0.00	5,500.00	0.00
141 E 72810 --- --- ----- ---		134,513.00	11,173.57	25,650.33	0.00	108,862.67	19.07
73100	FOOD SERVICE						
141 E 73100 105 000 00000 000	SUPERVISOR/DIRECTOR	0.00	0.00	0.00	0.00	0.00	0.00
141 E 73100 188 000 00000 000	BONUS	0.00	0.00	0.00	0.00	0.00	0.00
141 E 73100 189 000 00000 000	OTHER SALARIES & WAGES	0.00	0.00	0.00	0.00	0.00	0.00
141 E 73100 201 000 00000 000	SOCIAL SECURITY	0.00	0.00	0.00	0.00	0.00	0.00
141 E 73100 204 000 00000 000	STATE RETIREMENT	0.00	0.00	0.00	0.00	0.00	0.00
141 E 73100 206 000 00000 000	LIFE INSURANCE	0.00	0.00	0.00	0.00	0.00	0.00
141 E 73100 207 000 00000 000	MEDICAL INSURANCE	0.00	0.00	0.00	0.00	0.00	0.00

Fnd T Acct Obj Prj Loc Prg	Account Level Description	2021-22 Budget	September 2021-22 Monthly Activity	2021-22 FYTD Activity	Encumbered Amount	Unexpended Balance - YTD Act	2021-22 FYTD %
73100	FOOD SERVICE						
141 E 73100 212 000 00000 000	EMPLOYER MEDICARE	0.00	0.00	0.00	0.00	0.00	0.00
141 E 73100 299 000 00000 000	OTHER FRINGE BENEFITS	0.00	0.00	0.00	0.00	0.00	0.00
141 E 73100 --- --- ----- ---		0.00	0.00	0.00	0.00	0.00	0.00
73300	COMMUNITY SERVICES						
141 E 73300 105 000 00000 000	SUPERVISOR/DIRECTOR	53,972.00	5,240.40	13,621.20	0.00	40,350.80	25.24
141 E 73300 116 000 00000 000	TEACHERS	0.00	1,782.00	1,782.00	0.00	-1,782.00	0.00
141 E 73300 161 000 00000 000	SECRETARY(S)	0.00	0.00	0.00	0.00	0.00	0.00
141 E 73300 162 000 00000 000	SECRETARY	27,862.00	2,142.40	6,427.20	0.00	21,434.80	23.07
141 E 73300 163 000 00000 000	EDUCATIONAL ASSISTANTS	0.00	0.00	0.00	0.00	0.00	0.00
141 E 73300 169 000 00000 000	PART-TIME PERSONNEL	0.00	0.00	0.00	0.00	0.00	0.00
141 E 73300 189 000 00000 000	OTHER SALARIES & WAGES	367,487.00	24,810.57	74,265.08	0.00	293,221.92	20.21
141 E 73300 189 000 00100 000	BCES CHILDCARE ANNEX SALARIES	0.00	0.00	1,075.70	0.00	-1,075.70	0.00
141 E 73300 201 000 00000 000	SOCIAL SECURITY	27,858.00	2,017.44	5,868.90	0.00	21,989.10	21.07
141 E 73300 201 000 00100 000		0.00	0.00	66.69	0.00	-66.69	0.00
141 E 73300 204 000 00000 000	STATE RETIREMENT	43,180.00	1,633.79	4,042.38	0.00	39,137.62	9.36
141 E 73300 207 000 00000 000	MEDICAL INSURANCE	22,684.00	2,303.09	2,303.09	0.00	20,380.91	10.15
141 E 73300 212 000 00000 000	EMPLOYER MEDICARE	6,515.00	471.81	1,372.57	0.00	5,142.43	21.07
141 E 73300 212 000 00100 000		0.00	0.00	15.60	0.00	-15.60	0.00
141 E 73300 355 000 00000 000	TRAVEL	2,000.00	0.00	39.48	0.00	1,960.52	1.97
141 E 73300 422 000 00000 000	FOOD SUPPLIES	30,000.00	0.00	0.00	0.00	30,000.00	0.00
141 E 73300 429 000 00000 100	OTHER SUPPLIES & MAT_LOT GRANT	0.00	0.00	0.00	0.00	0.00	0.00
141 E 73300 499 000 00000 000	OTHER SUPPLIES AND MATERIALS	20,000.00	331.55	6,235.55	0.00	13,764.45	31.18
141 E 73300 599 000 00000 000	OTHER CHARGES	13,000.00	98.76	1,175.66	0.00	11,824.34	9.04
141 E 73300 599 000 00000 100	OTHER CHARGES_LOT GRANT	0.00	0.00	0.00	0.00	0.00	0.00
141 E 73300 --- --- ----- ---		614,558.00	40,831.81	118,291.10	0.00	496,266.90	19.25

Fnd T Acct Obj Prj Loc Prg	Account Level Description	2021-22 Budget	September 2021-22 Monthly Activity	2021-22 FYTD Activity	Encumbered Amount	Unexpended Balance - YTD Act	2021-22 FYTD %
73400	EARLY CHILDHOOD EDUCATION						
141 E 73400 116 000 00000 000	TEACHERS	203,785.00	16,636.53	16,636.53	0.00	187,148.47	8.16
141 E 73400 163 000 00000 000	EDUCATIONAL ASSISTANTS	45,988.00	5,603.02	5,603.02	0.00	40,384.98	12.18
141 E 73400 201 000 00000 000	SOCIAL SECURITY	15,486.00	1,286.72	1,286.72	0.00	14,199.28	8.31
141 E 73400 204 000 00000 000	STATE RETIREMENT	25,409.00	1,850.22	1,850.22	0.00	23,558.78	7.28
141 E 73400 207 000 00000 000	MEDICAL INSURANCE	55,196.00	3,846.00	3,846.00	0.00	51,350.00	6.97
141 E 73400 212 000 00000 000	EMPLOYER MEDICARE	3,622.00	300.93	300.93	0.00	3,321.07	8.31
141 E 73400 336 000 00000 000	MAINTENANCE & REPAIR SERVICES	2,340.00	0.00	0.00	0.00	2,340.00	0.00
141 E 73400 355 000 00000 000	TRAVEL	0.00	0.00	0.00	0.00	0.00	0.00
141 E 73400 429 000 00000 000	INSTRUCTIONAL SUPPLIES / NISWO	1,100.00	0.00	0.00	0.00	1,100.00	0.00
141 E 73400 499 000 00000 000	OTHER SUPPLIES AND MATERIALS	8,183.00	130.98	207.71	0.00	7,975.29	2.54
141 E 73400 524 000 00000 000	IN SERVICE / STAFF DEVELOPMENT	4,000.00	0.00	0.00	0.00	4,000.00	0.00
141 E 73400 599 000 00000 000	OTHER CHARGES	27,000.00	0.00	99.00	0.00	26,901.00	0.37
141 E 73400 722 000 00000 000	REGULAR INSTRUCTION EQUIPMENT	12,831.00	0.00	0.00	0.00	12,831.00	0.00
141 E 73400 --- --- ----- ---		404,940.00	29,654.40	29,830.13	0.00	375,109.87	7.37
73901	COVID-19 EXP. NON-INSTRUCTION						
141 E 73901 499 000 00000 000	OTHER CHARGES AND MATERIALS	0.00	0.00	0.00	0.00	0.00	0.00
141 E 73901 --- --- ----- ---		0.00	0.00	0.00	0.00	0.00	0.00
76100	REGULAR CAPITAL OUTLAY						
141 E 76100 304 000 00000 000	ARCHITECTS	0.00	0.00	0.00	0.00	0.00	0.00
141 E 76100 304 001 00000 000	ARCHITECTS / BCE-JE GYM FLOORS	0.00	0.00	0.00	0.00	0.00	0.00
141 E 76100 308 000 00000 000	CONSULTANTS	0.00	0.00	0.00	0.00	0.00	0.00
141 E 76100 707 000 00000 000	BUILDING IMPROVEMENTS	0.00	0.00	0.00	0.00	0.00	0.00
141 E 76100 724 000 00000 000	SITE DEVELOPMENT	0.00	0.00	0.00	0.00	0.00	0.00
141 E 76100 799 000 00000 000	OTHER CAPITAL OUTLAY	0.00	0.00	0.00	0.00	0.00	0.00
141 E 76100 --- --- ----- ---		0.00	0.00	0.00	0.00	0.00	0.00

Fnd T Acct Obj Prj Loc Prg	Account Level Description	2021-22 Budget	September 2021-22 Monthly Activity	2021-22 FYTD Activity	Encumbered Amount	Unexpended Balance - YTD Act	2021-22 FYTD %
99100 TRANSFERS							
141 E 99100 316 000 00000 000	CONTRIBUTIONS TO DS	0.00	0.00	0.00	0.00	0.00	0.00
141 E 99100 590 000 00000 000	TRANSFERS TO OTHER FUNDS	260,000.00	0.00	0.00	0.00	260,000.00	0.00
141 E 99100 --- --- ----- ---		260,000.00	0.00	0.00	0.00	260,000.00	0.00
141 - ----- --- --- ----- ---		76,206,865.00	5,890,626.61	9,704,476.43	0.00	66,502,388.57	12.73

Number of Accounts: 665

********** End of report **********

Acct	Account Level Description	Amount
A	Asset	
11140	CASH WITH TRUSTEE D.	0.00
11140	CASH WITH TRUSTEE	15,367,929.07
11140		0.00
11140		0.00
11300	INVESTMENTS	0.00
11410	ACCOUNTS RECEIVABLE	0.00
11420	Allowance for Doubtful Accts.	0.00
11430	DUE FROM OTHER GOVERNMENTS	3,454,476.06
11430	DUE FROM OTHER GOVERNMENTS	0.00
11440	DUE FROM OTHER FUNDS	56,447.86
11500	PROPERTY TAX RECEIVABLE	13,792,204.00
11510	ALLOWANCE FOR UNCOLL. PROPERTY	169,962.00CR
11600	PRE-PAID ITEMS	0.00
11820	CASH SHORTAGE	0.00
11890	OTHER CURRENT ASSETS	0.00
---		32,501,094.99
		==========
L	Liability	
21100	ACCOUNTS PAYABLE	405,879.86CR
21100		0.00
21200	ACCRUED PAYROLL	0.00
21300	PAYROLL ADJUSTMENTS	0.00
21310	INCOME TAX WITHHELD AND UNPAID	0.00
21320	SOCIAL SECURITY TAX	120.81
21325	EMPLOYEE MEDICARE DEDUCTION	28.31
21330	RETIREMENT CONTRIBUTIONS	466,852.26CR
21331	HYBRID EMPLOYER CONTRIBUTION	0.00
21339	STATE DENTAL PLAN	1,339.67CR
21340	MEDICAL INSURANCE CONTRIBUTION	635,722.30
21341	COLONIAL LIFE INS PAYABLE	0.00
21342	HARTFORD ROTH	0.00
21342	SOCIAL SECURITY	0.00
21342	STATE RETIREMENT	0.00
21342	MEDICAL INSURANCE	0.00
21342	MEDICARE	0.00
21343	AMERICAN FAMILY LIFE PAYABLE	50,252.96CR
21344	HORACE MANN LIFE INS PAYABLE	40.68
21345	CITIZENS SECURITY DENTAL	0.00
21346	WASHINGTON NATIONAL INS CO	0.00
21347	LIBERTY NATIONAL INS PAYABLE	0.00
21348	MEDICAL INSURANCE PAYABLE	6,809.00CR
21349	UNITED WAY	0.00
21350	NTA LIFE BUSINESS SERVICES	0.00
21351	HORACE MANN ANNUNITY PAYABLE	0.00
21352	TRANSAMERICA	0.00
21353	DAVIS VISION	357.58CR
21354	ONE AMERICA	4,890.24CR
21355	EDUCATIONAL PLANNING GROUP	0.00
21356	TRUSTMARK	0.00
21357	MODERN WOODMEN INS PAYABLE	0.00
21358	HYBRID-TAXED CONTRIBUTION	3,165.89CR

Acct	Account Level Description	Amount
L	Liability	
21359	HYBRID PRETAXED CONTRIBUTION	19,352.13CR
21360	GARNISHMENTS AND LEVIES	512.00CR
21361	CENTRAL STATES HEALTH & LIFE C	0.00
21362	USABLE LIFE	0.00
21362	SOCIAL SECURITY	0.00
21362	STATE RETIREMENT	0.00
21362	MEDICAL INSURANCE	0.00
21362	MEDICARE	0.00
21363	MISCELLANEOUS DEDUCTIONS	0.00
21364	LEGAL SHIELD	0.00
21365	WAGEWORKS	0.00
21365	WAGEWORKS	0.00
21366	VALU TEACHERS	0.00
21367	LIFE INSURANCE OF ALABAMA	0.00
21370	AIG RETIREMENT (VALIC)	0.00
21380	CREDIT UNION DEDUCTIONS	0.00
21390	NEA TEA WCEA DUES	0.00
21392	OTHER P/R DED.-MED PUT PLUS	0.00
21500	DUE TO OTHER FUNDS	0.00
21510	DUE TO PRIMARY GOVERNMENT	0.00
21600	DUE TO GENERAL GOVERNMENT	0.00
21900	DUE TO PTO	0.00
29940	DEFERRED CURRENT PROP. TAXES	13,407,919.00CR
29945	DEF. DELINQUENT PROPERTY TAXES	196,088.00CR
---		13,927,506.49CR
Q	Equity	
34110	PURCHASE ORDERS PAYABLE	0.00
34111	RESERVE FOR ENCUMBRANCE	0.00
34120	ENCUMBRANCE PRIOR YEAR	0.00
34240	PRE-PAID ITEMS	0.00
34555	RESTRICTED FOR EDUCATION	0.00
34560	RESTRICTED FOR EDUCATION - CL	0.00
34587	RESTRCT FOR HYBRID RETIR SRT	206,199.00CR
34755	ASSIGNED FOR EDUCATION - NISWO	0.00
34760	ASSIGNED FOR INSTRUCTION - RET	0.00
34765	ASSIGNED FOR SUPPORT SERVICES	4,375,862.00CR
34770	ASSIGNED FOR OPERATION NON-INS	0.00
34775	ASSIGNED FOR CAPITAL OUTLAY	0.00
34780	ASSIGNED FOR EDUCATION - CASH	2,060,000.00CR
39000	REV EXP SUMMARY FLOW THROUGH	11,931,527.50CR
39000		0.00
39999	UNDESIGNATED FUND BALANCE	0.00
---		18,573,588.50CR

Grand Asset Totals	32,501,094.99
Grand Liability Tota	13,927,506.49CR
Grand Equity Totals	18,573,588.50CR

Acct	Account Level Description	Amount
Grand Totals		0.00

Number of Accounts: 88

********** End of report **********

FND	ACCT	OBJ	PRJ	CHECK NUMBER	CHECK DATE	VENDOR	AMOUNT
142	72210	524	200	142216173	09/03/2021	ADKINS, JACOB	112.89
142	72130	524	800	142216174	09/03/2021	BANKCARD CENTER	75.00
142	72210	499	010	142216175	09/03/2021	CDW GOVERNMENT, INC	7.62
142	71300	730	800	142216175	09/03/2021	CDW GOVERNMENT, INC	1,054.35
142	72210	524	200	142216176	09/03/2021	DUGGER, KATELYN	50.84
142	72210	524	200	142216178	09/03/2021	GREENWELL, ANGELA	133.27
142	72210	355	010	142216179	09/03/2021	MORELOCK, KHRIS	37.60
142	72220	499	900	142216180	09/03/2021	NCS PEARSON INC	799.58
142	72210	524	200	142216181	09/03/2021	PAYNE, KRISTIE	79.75
142	72220	499	900	142216182	09/03/2021	PRO-ED	64.90
142	72210	355	010	142216184	09/03/2021	WHITAKER, JERRY	11.28
142	71200	429	931	142216185	09/10/2021	AIMHI	8,922.30
142	71300	429	800	142216187	09/10/2021	APPLIED EDUCATIONAL	4,545.00
142	71300	429	800	142216187	09/10/2021	APPLIED EDUCATIONAL	9,000.00
142	71100	499	160	142216188	09/10/2021	IXL LEARNING	1,400.00
142	71100	499	160	142216191	09/10/2021	PEARSON ONLINE	9,849.00
142	72220	524	899	142216192	09/10/2021	SCHOOL SPECIALTY LLC	7,350.00
142	72120	399	934	142216271	09/17/2021	FRONTIER HEALTH	10,000.00
142	72210	524	171	142216272	09/17/2021	KAGAN PUBLISHING	510.50
142	71300	730	800	142216273	09/17/2021	POCKET NURSE	1,975.00
142	71100	471	934	142216387	09/24/2021	BENCHMARK EDUCATION	11,647.50
142	71100	429	934	142216388	09/24/2021	CAROLINA BIOLOGICAL	1,248.00
142	72210	524	171	142216389	09/24/2021	KAGAN PROFESSIONAL D	3,249.00
142	71100	449	934	142216390	09/24/2021	TENNESSEE BOOK COMPA	134,710.20
142	71100	449	934	142216390	09/24/2021	TENNESSEE BOOK COMPA	84,512.00
142	99100	504	171	142216391	09/28/2021	WASHINGTON COUNTY SC	214.04
142	71100	499	171	142216430	09/30/2021	CURRICULUM ASSOCIATE	4,277.12
						Totals for checks	295,836.74

F U N D S U M M A R Y

FUND	DESCRIPTION	BALANCE SHEET	REVENUE	EXPENSE	TOTAL
142	SCHOOL FEDERAL PROJECTS	0.00	0.00	295,836.74	295,836.74
*** Fund Summary Totals ***		0.00	0.00	295,836.74	295,836.74

********** End of report **********

Fnd	T	Acct	Obj	Prj	Loc	Prg	Account Level Description	2021-22 Budget	September 2021-22 Monthly Activity	2021-22 FYTD Activity	Encumbered Amount	Unexpended Balance - YTD Act	2021-22 FYTD %
010					CONSOLIDATED ADMINISTRATION								
142	E	72210	105	010	00001	000	SUPERVISOR/DIRECTOR	89,657.00	7,533.43	22,600.29	0.00	67,056.71	25.21
142	E	72210	161	010	00001	000	SECRETARY(S)	0.00	0.00	0.00	0.00	0.00	0.00
142	E	72210	162	010	00001	000	CLERICAL PERSONNEL	43,784.00	3,368.00	10,104.00	0.00	33,680.00	23.08
142	E	72210	189	010	00000	000	OTHER SALARIES & WAGES	60,788.00	0.00	0.00	0.00	60,788.00	0.00
142	E	72210	189	010	00001	000	OTHER SALARIES & WAGES	0.00	5,065.67	15,197.01	0.00	-15,197.01	0.00
142	E	72210	201	010	00000	000		12,088.00	0.00	0.00	0.00	12,088.00	0.00
142	E	72210	201	010	00001	000	SOCIAL SECURITY	0.00	919.41	2,899.33	0.00	-2,899.33	0.00
142	E	72210	204	010	00000	000		19,780.00	0.00	0.00	0.00	19,780.00	0.00
142	E	72210	204	010	00001	000	STATE RETIREMENT	0.00	1,621.36	4,864.08	0.00	-4,864.08	0.00
142	E	72210	207	010	00000	000		32,076.00	0.00	0.00	0.00	32,076.00	0.00
142	E	72210	207	010	00001	000	MEDICAL INSURANCE	0.00	3,096.00	3,096.00	0.00	-3,096.00	0.00
142	E	72210	212	010	00000	000		2,827.00	0.00	0.00	0.00	2,827.00	0.00
142	E	72210	212	010	00001	000	EMPLOYER MEDICARE	0.00	215.01	678.05	0.00	-678.05	0.00
142	E	72210	336	010	00000	000	MAINTENANCE AND REPAIR SERVICE	0.00	0.00	0.00	0.00	0.00	0.00
142	E	72210	355	010	00000	000	TRAVEL	10,000.00	48.88	188.42	0.00	9,811.58	1.88
142	E	72210	499	010	00000	000	OTHER SUPPLIES AND MATERIALS	10,000.00	7.62	737.85	0.00	9,262.15	7.38
142	E	72210	524	010	00000	000	IN SERVICE / STAFF DEVELOPMENT	9,000.00	0.00	0.00	0.00	9,000.00	0.00
142	E	99100	504	010	00008	000	INDIRECT COST	4,000.00	0.00	0.00	0.00	4,000.00	0.00
				010				294,000.00	21,875.38	60,365.03	0.00	233,634.97	20.53

Fnd	T	Acct	Obj	Prj	Loc	Prg	Account Level Description	2021-22 Budget	September 2021-22 Monthly Activity	2021-22 FYTD Activity	Encumbered Amount	Unexpended Balance - YTD Act	2021-22 FYTD %
100					TITLE I								
142	E	71100	116	100	00000	000	TEACHERS	827,781.00	68,695.55	68,695.55	0.00	759,085.45	8.30
142	E	71100	163	100	00000	000	EDUCATIONAL ASSISTANTS	261,648.00	14,399.13	14,440.61	0.00	247,207.39	5.52
142	E	71100	189	100	00000	000	OTHER SALARIES & WAGES	58,500.00	0.00	0.00	0.00	58,500.00	0.00
142	E	71100	195	100	00000	000	CERTIFIED SUBSTITUTE TEACHERS	0.00	0.00	0.00	0.00	0.00	0.00
142	E	71100	201	100	00000	000	SOCIAL SECURITY	71,172.00	4,638.26	4,640.88	0.00	66,531.12	6.52
142	E	71100	204	100	00000	000	STATE RETIREMENT	116,431.00	8,021.80	8,025.79	0.00	108,405.21	6.89
142	E	71100	207	100	00000	000	MEDICAL INSURANCE	249,492.00	18,598.80	18,598.80	0.00	230,893.20	7.45
142	E	71100	212	100	00000	000	EMPLOYER MEDICARE	16,645.00	1,107.81	1,108.41	0.00	15,536.59	6.66
142	E	71100	311	100	00000	000	CONTRACTS WITH OTHER SCHOOL SY	0.00	0.00	0.00	0.00	0.00	0.00
142	E	71100	336	100	00000	000	MAINTENANCE AND REPAIR SERVICE	0.00	0.00	0.00	0.00	0.00	0.00
142	E	71100	429	100	00000	000	INSTRUCTIONAL SUPPLIES & MATER	34,849.00	0.00	0.00	0.00	34,849.00	0.00
142	E	71100	499	100	00000	000	OTHER SUPPLIES AND MATERIALS	0.00	0.00	0.00	0.00	0.00	0.00
142	E	71100	722	100	00000	000	REGULAR INSTRUCTION EQUIPMENT	0.00	0.00	0.00	0.00	0.00	0.00
142	E	72130	189	100	00000	000	OTHER SALARIES & WAGES	0.00	0.00	0.00	0.00	0.00	0.00
142	E	72130	201	100	00000	000	SOCIAL SECURITY	0.00	0.00	0.00	0.00	0.00	0.00
142	E	72130	204	100	00000	000	STATE RETIREMENT	0.00	0.00	0.00	0.00	0.00	0.00
142	E	72130	207	100	00000	000	MEDICAL INSURANCE	0.00	0.00	0.00	0.00	0.00	0.00
142	E	72130	212	100	00000	000	EMPLOYER MEDICARE	0.00	0.00	0.00	0.00	0.00	0.00
142	E	72130	499	100	00000	000	OTHER SUPPLIES AND MATERIALS	22,000.00	0.00	0.00	0.00	22,000.00	0.00
142	E	72130	599	100	00000	000	OTHER CHARGES	5,000.00	0.00	0.00	0.00	5,000.00	0.00
142	E	72210	189	100	00000	000	OTHER SALARIES & WAGES	13,200.00	0.00	0.00	0.00	13,200.00	0.00
142	E	72210	195	100	00000	000	CERTIFIED SUBSTITUTE TEACHERS	0.00	0.00	0.00	0.00	0.00	0.00
142	E	72210	201	100	00000	000	SOCIAL SECURITY	818.00	0.00	0.00	0.00	818.00	0.00
142	E	72210	204	100	00000	000	STATE RETIREMENT	1,360.00	0.00	0.00	0.00	1,360.00	0.00
142	E	72210	207	100	00000	000	MEDICAL INSURANCE	0.00	0.00	0.00	0.00	0.00	0.00
142	E	72210	212	100	00000	000	EMPLOYER MEDICARE	191.00	0.00	0.00	0.00	191.00	0.00
142	E	72210	355	100	00000	000	TRAVEL	0.00	0.00	0.00	0.00	0.00	0.00
142	E	72210	524	100	00000	000	IN SERVICE / STAFF DEVELOPMENT	17,000.00	0.00	0.00	0.00	17,000.00	0.00
142	E	72210	599	100	00000	000	OTHER CHARGES	0.00	0.00	0.00	0.00	0.00	0.00
142	E	99100	504	100	00008	000	INDIRECT COST	31,225.23	0.00	0.00	0.00	31,225.23	0.00
142	E	99100	590	100	00000	000	TRANSFERS OUT	0.00	0.00	0.00	0.00	0.00	0.00
				100				1,727,312.23	115,461.35	115,510.04	0.00	1,611,802.19	6.69

Fnd	T	Acct	Obj	Prj	Loc	Prg	Account Level Description	2021-22 Budget	September 2021-22 Monthly Activity	2021-22 FYTD Activity	Encumbered Amount	Unexpended Balance - YTD Act	2021-22 FYTD %
101					TITLE I-D								
142	E	71100	429	101	00000	000	INSTRUCTIONAL SUPPLIES & MATER	0.00	0.00	0.00	0.00	0.00	0.00
142	E	72210	499	101	00000	000	OTHER SUPPLIES AND MATERIALS	0.00	0.00	0.00	0.00	0.00	0.00
142	E	72210	524	101	00000	000	IN-SERVICE / STAFF DEVELOPMENT	0.00	0.00	0.00	0.00	0.00	0.00
142	E	99100	504	101	00000	000	INDIRECT COST	0.00	0.00	0.00	0.00	0.00	0.00
				101				0.00	0.00	0.00	0.00	0.00	0.00

Fnd T Acct Obj Prj Loc Prg	Account Level Description	2021-22 Budget	September 2021-22 Monthly Activity	2021-22 FYTD Activity	Encumbered Amount	Unexpended Balance - YTD Act	2021-22 FYTD %
160 TITLE I-D							
142 E 71100 429 160 00000 000	INSTRUCTIONAL SUPPLIES & MATER	30,006.97	0.00	0.00	0.00	30,006.97	0.00
142 E 71100 499 160 00000 000	OTHER SUPPLIES AND MATERIALS	16,000.00	11,249.00	11,249.00	0.00	4,751.00	70.31
142 E 72210 499 160 00000 000	OTHER SUPPLIES AND MATERIALS	0.00	0.00	0.00	0.00	0.00	0.00
142 E 72210 524 160 00000 000	IN-SERVICE / STAFF DEVELOPMENT	5,500.00	0.00	0.00	0.00	5,500.00	0.00
142 E 99100 504 160 00000 000	INDIRECT COST	2,500.00	0.00	0.00	0.00	2,500.00	0.00
160		54,006.97	11,249.00	11,249.00	0.00	42,757.97	20.83

Fnd	T	Acct	Obj	Prj	Loc	Prg	Account Level Description	2021-22 Budget	September 2021-22 Monthly Activity	2021-22 FYTD Activity	Encumbered Amount	Unexpended Balance - YTD Act	2021-22 FYTD %
171					ADD. TARGETED SUPPORT & IMPROV								
142	E	71100	195	171	00000	000	CERTIFIED SUBSTITUTE TEACHERS	0.00	0.00	0.00	0.00	0.00	0.00
142	E	71100	201	171	00000	000	SOCIAL SECURITY	0.00	0.00	0.00	0.00	0.00	0.00
142	E	71100	212	171	00000	000	MEDICARE	0.00	0.00	0.00	0.00	0.00	0.00
142	E	71100	429	171	00000	000	INSTRUCTIONAL SUPPLIES AND MAT	0.00	0.00	0.00	0.00	0.00	0.00
142	E	71100	499	171	00000	000	OTHER SUPPLIES AND MATERIALS	4,277.12	4,277.12	4,277.12	0.00	0.00	100.00
142	E	72210	196	171	00000	000	IN SERVICE TRAINING	0.00	0.00	0.00	0.00	0.00	0.00
142	E	72210	524	171	00000	000	IN-SERVICE / STAFF DEVELOPMENT	8,308.50	3,759.50	8,308.50	0.00	0.00	100.00
142	E	99100	504	171	00000	000	INDIRECT COST	214.04	214.04	214.04	0.00	0.00	100.00
				171				12,799.66	8,250.66	12,799.66	0.00	0.00	100.00

Fnd	T	Acct	Obj	Prj	Loc	Prg	Account Level Description	2021-22 Budget	September 2021-22 Monthly Activity	2021-22 FYTD Activity	Encumbered Amount	Unexpended Balance - YTD Act	2021-22 FYTD %
172							ADAPTIVE LEARNING TECH. GRANT						
142	E	71100	195	172	00000	000	CERTIFIED SUBSTITUTE TEACHERS	0.00	0.00	0.00	0.00	0.00	0.00
142	E	71100	429	172	00000	000	INSTRUCTIONAL SUPPLIES AND MAT	0.00	0.00	0.00	0.00	0.00	0.00
142	E	72210	524	172	00001	000	IN-SERVICE / STAFF DEVELOPMENT	0.00	0.00	0.00	0.00	0.00	0.00
142	E	99100	504	172	00008	000	INDIRECT COST	0.00	0.00	0.00	0.00	0.00	0.00
				172				0.00	0.00	0.00	0.00	0.00	0.00

Fnd T Acct Obj Prj Loc Prg	Account Level Description	2021-22 Budget	September 2021-22 Monthly Activity	2021-22 FYTD Activity	Encumbered Amount	Unexpended Balance - YTD Act	2021-22 FYTD %
200 TITLE II - A							
142 E 71100 116 200 00000 000	TEACHERS	41,189.00	3,244.50	3,244.50	0.00	37,944.50	7.88
142 E 71100 195 200 00000 000	CERTIFIED SUBSTITUTE TEACHERS	0.00	0.00	0.00	0.00	0.00	0.00
142 E 71100 201 200 00000 000	SOCIAL SECURITY	2,554.00	201.16	201.16	0.00	2,352.84	7.88
142 E 71100 204 200 00000 000	STATE RETIREMENT	4,242.00	292.01	292.01	0.00	3,949.99	6.88
142 E 71100 207 200 00000 000	MEDICAL INSURANCE	11,640.00	0.00	0.00	0.00	11,640.00	0.00
142 E 71100 212 200 00000 000	EMPLOYER MEDICARE	597.00	47.05	47.05	0.00	549.95	7.88
142 E 72210 138 200 00010 000	INSTR COMPUTER PERSONNEL	110,470.00	9,205.84	9,205.84	0.00	101,264.16	8.33
142 E 72210 189 200 00000 000	OTHER SALARIES & WAGES	11,880.00	0.00	0.00	0.00	11,880.00	0.00
142 E 72210 195 200 00000 000	CERTIFIED SUBSTITUTE TEACHERS	0.00	0.00	0.00	0.00	0.00	0.00
142 E 72210 201 200 00000 000	SOCIAL SECURITY	8,200.00	0.00	0.00	0.00	8,200.00	0.00
142 E 72210 201 200 00010 000		0.00	543.41	543.41	0.00	-543.41	0.00
142 E 72210 204 200 00000 000	STATE RETIREMENT	13,657.00	0.00	0.00	0.00	13,657.00	0.00
142 E 72210 204 200 00010 000		0.00	948.20	948.20	0.00	-948.20	0.00
142 E 72210 207 200 00000 000	MEDICAL INSURANCE	17,316.00	0.00	0.00	0.00	17,316.00	0.00
142 E 72210 207 200 00010 000		0.00	1,646.40	1,646.40	0.00	-1,646.40	0.00
142 E 72210 212 200 00000 000	EMPLOYER MEDICARE	1,918.00	0.00	0.00	0.00	1,918.00	0.00
142 E 72210 212 200 00010 000		0.00	127.09	127.09	0.00	-127.09	0.00
142 E 72210 355 200 00000 000	TRAVEL	0.00	0.00	0.00	0.00	0.00	0.00
142 E 72210 499 200 00000 000	OTHER SUPPLIES AND MATERIALS	0.00	0.00	0.00	0.00	0.00	0.00
142 E 72210 524 200 00000 000	IN SERVICE / STAFF DEVELOPMENT	166,083.24	376.75	23,997.75	0.00	142,085.49	14.45
142 E 99100 504 200 00008 000	INDIRECT COST	14,000.00	0.00	0.00	0.00	14,000.00	0.00
142 E 99100 590 200 00000 000	TRANSFERS OUT	0.00	0.00	0.00	0.00	0.00	0.00
200		403,746.24	16,632.41	40,253.41	0.00	363,492.83	9.97

Fnd T Acct Obj Prj Loc Prg	Account Level Description	2021-22 Budget	September 2021-22 Monthly Activity	2021-22 FYTD Activity	Encumbered Amount	Unexpended Balance - YTD Act	2021-22 FYTD %
440 TITLE IV							
142 E 71100 429 440 00000 000	INSTRUCTIONAL SUPPLIES & MAT.	0.00	0.00	0.00	0.00	0.00	0.00
142 E 71150 116 440 00000 000	TEACHERS	27,761.00	0.00	0.00	0.00	27,761.00	0.00
142 E 71150 201 440 00000 000	SOCIAL SECURITY	1,721.00	0.00	0.00	0.00	1,721.00	0.00
142 E 71150 204 440 00000 000	STATE RETIREMENT	2,859.00	0.00	0.00	0.00	2,859.00	0.00
142 E 71150 207 440 00000 000	MEDICAL INSURANCE	0.00	0.00	0.00	0.00	0.00	0.00
142 E 71150 212 440 00000 000	MEDICARE	403.00	0.00	0.00	0.00	403.00	0.00
142 E 71150 429 440 00000 000	INSTRUCTIONAL SUPPLIES AND MAT	2,000.18	0.00	0.00	0.00	2,000.18	0.00
142 E 72130 123 440 00000 000	GUIDANCE PERSONNEL	52,918.00	4,586.25	4,586.25	0.00	48,331.75	8.67
142 E 72130 201 440 00000 000	SOCIAL SECURITY	3,281.00	262.96	262.96	0.00	3,018.04	8.01
142 E 72130 204 440 00000 000	STATE RETIREMENT	5,451.00	472.38	472.38	0.00	4,978.62	8.67
142 E 72130 207 440 00000 000	MEDICAL INSURANCE	9,360.00	919.20	919.20	0.00	8,440.80	9.82
142 E 72130 212 440 00000 000	EMPLOYER MEDICARE	767.00	61.50	61.50	0.00	705.50	8.02
142 E 72130 499 440 00000 000	OTHER SUPPLIES & MATERIALS	0.00	0.00	0.00	0.00	0.00	0.00
142 E 72130 524 440 00000 000	IN SERVICE / STAFF DEVELOPMENT	7,000.00	0.00	0.00	0.00	7,000.00	0.00
142 E 72130 599 440 00000 000	OTHER CHARGES	0.00	0.00	0.00	0.00	0.00	0.00
142 E 72250 105 440 00000 000	SUPERVISOR / DIRECTOR	0.00	0.00	0.00	0.00	0.00	0.00
142 E 72250 524 440 00000 000	IN-SERVICE / STAFF DEVELOPMENT	3,600.00	0.00	0.00	0.00	3,600.00	0.00
142 E 72250 790 440 00000 000	OTHER EQUIPMENT	0.00	0.00	0.00	0.00	0.00	0.00
142 E 72710 201 440 00000 000		0.00	0.00	0.00	0.00	0.00	0.00
142 E 72710 204 440 00000 000		0.00	0.00	0.00	0.00	0.00	0.00
142 E 72710 212 440 00000 000		0.00	0.00	0.00	0.00	0.00	0.00
142 E 72710 599 440 00000 000	OTHER CHARGES	0.00	0.00	0.00	0.00	0.00	0.00
142 E 99100 504 440 00000 000	INDIRECT COST	6,000.00	0.00	0.00	0.00	6,000.00	0.00
440		123,121.18	6,302.29	6,302.29	0.00	116,818.89	5.12

Fnd	T	Acct	Obj	Prj	Loc	Prg	Account Level Description	2021-22 Budget	September 2021-22 Monthly Activity	2021-22 FYTD Activity	Encumbered Amount	Unexpended Balance - YTD Act	2021-22 FYTD %
720					READ TO BE		READY SUMMER GRANT						
142	E	71100	116	720	00000	000	TEACHERS	0.00	0.00	0.00	0.00	0.00	0.00
142	E	71100	201	720	00000	000	SOCIAL SECURITY	0.00	0.00	0.00	0.00	0.00	0.00
142	E	71100	204	720	00000	000	STATE RETIREMENT	0.00	0.00	0.00	0.00	0.00	0.00
142	E	71100	212	720	00000	000	EMPLOYER MEDICARE	0.00	0.00	0.00	0.00	0.00	0.00
142	E	71100	429	720	00000	000	INSTRUCTIONAL SUPPLIES & MATER	0.00	0.00	0.00	0.00	0.00	0.00
142	E	71100	599	720	10000	100	OTHER CHARGES	0.00	0.00	0.00	0.00	0.00	0.00
142	E	72130	499	720	00000	000	OTHER SUPPLIES & MATERIALS	0.00	0.00	0.00	0.00	0.00	0.00
142	E	72210	105	720	00000	000	SUPPORT SERVICES/REGULAR INSTR	0.00	0.00	0.00	0.00	0.00	0.00
142	E	72210	201	720	00000	000	SOCIAL SECURITY	0.00	0.00	0.00	0.00	0.00	0.00
142	E	72210	204	720	00000	000	STATE RETIREMENT	0.00	0.00	0.00	0.00	0.00	0.00
142	E	72210	212	720	00000	000	EMPLOYER MEDICARE	0.00	0.00	0.00	0.00	0.00	0.00
142	E	72210	499	720	00000	000	OTHER SUPPLIES AND MATERIALS	0.00	0.00	0.00	0.00	0.00	0.00
142	E	72710	146	720	00000	000	BUS DRIVERS	0.00	0.00	0.00	0.00	0.00	0.00
142	E	72710	201	720	00000	000	SOCIAL SECURITY	0.00	0.00	0.00	0.00	0.00	0.00
142	E	72710	204	720	00000	000	STATE RETIREMENT	0.00	0.00	0.00	0.00	0.00	0.00
142	E	72710	212	720	00000	000	EMPLOYER MEDICARE	0.00	0.00	0.00	0.00	0.00	0.00
142	E	72710	412	720	00000	000	DIESEL FUEL	0.00	0.00	0.00	0.00	0.00	0.00
				720				0.00	0.00	0.00	0.00	0.00	0.00

Fnd	T	Acct	Obj	Prj	Loc	Prg	Account Level Description	2021-22 Budget	September 2021-22 Monthly Activity	2021-22 FYTD Activity	Encumbered Amount	Unexpended Balance - YTD Act	2021-22 FYTD %
800					CARL PERKINS								
142	E	71300	116	800	00021	000	TEACHERS	0.00	0.00	0.00	0.00	0.00	0.00
142	E	71300	189	800	00021	000	OTHER SALARIES & WAGES	3,600.26	0.00	0.00	0.00	3,600.26	0.00
142	E	71300	201	800	00021	000	SOCIAL SECURITY	275.40	0.00	0.00	0.00	275.40	0.00
142	E	71300	204	800	00021	000	STATE RETIREMENT	180.00	0.00	0.00	0.00	180.00	0.00
142	E	71300	207	800	00021	000	MEDICAL INSURANCE	164.40	0.00	0.00	0.00	164.40	0.00
142	E	71300	212	800	00021	000	EMPLOYER MEDICARE	51.00	0.00	0.00	0.00	51.00	0.00
142	E	71300	429	800	00000	000	INSTRUCTIONAL SUPPLIES & MATER	36,655.63	13,545.00	19,507.00	0.00	17,148.63	53.22
142	E	71300	499	800	00000	000	OTHER SUPPLIES AND MATERIALS	10,000.00	0.00	7,500.00	0.00	2,500.00	75.00
142	E	71300	599	800	00000	000	OTHER CHARGES	0.00	0.00	0.00	0.00	0.00	0.00
142	E	71300	730	800	00000	000	VOCATIONAL INSTRUCTION EQUIPME	75,000.00	3,029.35	7,246.75	0.00	67,753.25	9.66
142	E	72130	146	800	00000	000	BUS DRIVERS	0.00	0.00	0.00	0.00	0.00	0.00
142	E	72130	355	800	00000	000	TRAVEL	2,951.00	0.00	387.80	0.00	2,563.20	13.14
142	E	72130	399	800	00000	000	OTHER CONTRACTED SERVICES	0.00	0.00	0.00	0.00	0.00	0.00
142	E	72130	524	800	00000	000	IN SERVICE / STAFF DEVELOPMENT	7,107.00	75.00	2,041.27	0.00	5,065.73	28.72
142	E	72230	162	800	00000	000	CLERICAL PERSONNEL	2,400.18	0.00	0.00	0.00	2,400.18	0.00
142	E	72230	201	800	00000	000	SOCIAL SECURITY	183.60	0.00	0.00	0.00	183.60	0.00
142	E	72230	204	800	00000	000	STATE RETIREMENT	120.00	0.00	0.00	0.00	120.00	0.00
142	E	72230	207	800	00000	000	MEDICAL INSURANCE	109.60	0.00	0.00	0.00	109.60	0.00
142	E	72230	212	800	00000	000	MEDICARE	34.00	0.00	0.00	0.00	34.00	0.00
142	E	72230	599	800	00000	000		0.00	0.00	0.00	0.00	0.00	0.00
142	E	99100	504	800	00008	000	INDIRECT COST	3,293.73	0.00	0.00	0.00	3,293.73	0.00
142	E	99100	590	800	00008	000	TRANS. OUT - INDIRECT COST	0.00	0.00	0.00	0.00	0.00	0.00
				800				142,125.80	16,649.35	36,682.82	0.00	105,442.98	25.81

Fnd	T	Acct	Obj	Prj	Loc	Prg	Account Level Description	2021-22 Budget	September 2021-22 Monthly Activity	2021-22 FYTD Activity	Encumbered Amount	Unexpended Balance - YTD Act	2021-22 FYTD %
801					CARL PERKINS RESERVE GRANT								
142	E	71300	429	801	00000	000	INSTRUCTIONAL SUPPLIES & MATRI	0.00	0.00	0.00	0.00	0.00	0.00
142	E	71300	499	801	00000	000	OTHER SUPPLIES AND MATERIALS	0.00	0.00	0.00	0.00	0.00	0.00
142	E	71300	730	801	00000	000	VOCATIONAL INSTRUCTION EQUIP	0.00	0.00	0.00	0.00	0.00	0.00
				801				0.00	0.00	0.00	0.00	0.00	0.00

Fnd	T	Acct	Obj	Prj	Loc	Prg	Account Level Description	2021-22 Budget	September 2021-22 Monthly Activity	2021-22 FYTD Activity	Encumbered Amount	Unexpended Balance - YTD Act	2021-22 FYTD %
802					PERKINS-NEW SKILLS FOR YOUTH								
142	E	71300	499	802	00000	000	OTHER SUPPLIES AND MATERIALS	0.00	0.00	0.00	0.00	0.00	0.00
142	E	71300	730	802	00000	000	VOCATIONAL INSTRUCTION EQUIP	0.00	0.00	0.00	0.00	0.00	0.00
142	E	72130	524	802	00000	000	IN-SERVICE/STAFF DEVELOPMENT	0.00	0.00	0.00	0.00	0.00	0.00
				802				0.00	0.00	0.00	0.00	0.00	0.00

Fnd	T	Acct	Obj	Prj	Loc	Prg	Account Level Description	2021-22 Budget	September 2021-22 Monthly Activity	2021-22 FYTD Activity	Encumbered Amount	Unexpended Balance - YTD Act	2021-22 FYTD %
803					PERKINS SECONDARY RESERVE								
142	E	71300	429	803	00000	000	INSTRUCTIONAL SUPPLIES & MAT.	0.00	0.00	0.00	0.00	0.00	0.00
142	E	71300	499	803	00000	000	OTHER SUPPLIES AND MATERIALS	0.00	0.00	0.00	0.00	0.00	0.00
142	E	71300	730	803	00000	000	VOCATIONAL INSTRUCTION EQUIP.	0.00	0.00	0.00	0.00	0.00	0.00
				803				0.00	0.00	0.00	0.00	0.00	0.00

Fnd	T	Acct	Obj	Prj	Loc	Prg	Account Level Description	2021-22 Budget	September 2021-22 Monthly Activity	2021-22 FYTD Activity	Encumbered Amount	Unexpended Balance - YTD Act	2021-22 FYTD %
891					STATE		DISCRETIONARY-Ages 6-21						
142	E	71200	195	891	00000	000	CERTIFIED SUBSTITUTE TEACHERS	0.00	0.00	0.00	0.00	0.00	0.00
142	E	71200	201	891	00000	000	SOCIAL SECURITY	0.00	0.00	0.00	0.00	0.00	0.00
142	E	71200	212	891	00000	000	EMPLOYER MEDICARE	0.00	0.00	0.00	0.00	0.00	0.00
142	E	71200	429	891	00000	000	INSTRUCTIONAL SUPPLIES & MATER	0.00	0.00	0.00	0.00	0.00	0.00
142	E	71200	725	891	00000	000	SPED EQUIPMENT	0.00	0.00	0.00	0.00	0.00	0.00
142	E	72220	189	891	00020	000	OTHER SALARIES & WAGES	0.00	0.00	0.00	0.00	0.00	0.00
142	E	72220	196	891	00020	000	IN-SERVICE TRAINING	0.00	0.00	0.00	0.00	0.00	0.00
142	E	72220	201	891	00020	000	SOCIAL SECURITY	0.00	0.00	0.00	0.00	0.00	0.00
142	E	72220	204	891	00020	000	STATE RETIREMENT	0.00	0.00	0.00	0.00	0.00	0.00
142	E	72220	207	891	00020	000	MEDICAL INSURANCE	0.00	0.00	0.00	0.00	0.00	0.00
142	E	72220	212	891	00020	000	EMPLOYER MEDICARE	0.00	0.00	0.00	0.00	0.00	0.00
142	E	72220	355	891	00000	000	TRAVEL	0.00	0.00	0.00	0.00	0.00	0.00
142	E	72220	499	891	00000	000	OTHER SUPPLIES AND MATERIALS	0.00	0.00	0.00	0.00	0.00	0.00
142	E	72220	524	891	00000	000	IN SERVICE / STAFF DEVELOPMENT	0.00	0.00	0.00	0.00	0.00	0.00
142	E	72220	599	891	00000	000	OTHER CHARGES	0.00	0.00	0.00	0.00	0.00	0.00
142	E	72220	790	891	00000	000	OTHER EQUIPMENT	0.00	0.00	0.00	0.00	0.00	0.00
142	E	99100	504	891	00000	000	INDIRECT COST	0.00	0.00	0.00	0.00	0.00	0.00
				891				0.00	0.00	0.00	0.00	0.00	0.00

Fnd	T	Acct	Obj	Prj	Loc	Prg	Account Level Description	2021-22 Budget	September 2021-22 Monthly Activity	2021-22 FYTD Activity	Encumbered Amount	Unexpended Balance - YTD Act	2021-22 FYTD %
892					STATE DISCRETIONARY - PRESCHOO								
142	E	71200	195	892	00000	000	CERTIFIED SUBSTITUTE TEACHERS	0.00	0.00	0.00	0.00	0.00	0.00
142	E	71200	429	892	00000	000	INSTRUCTIONAL SUPPLIES & MATER	0.00	0.00	0.00	0.00	0.00	0.00
142	E	71200	725	892	00000	000	SPECIAL EDUCATION EQUIPMENT	0.00	0.00	0.00	0.00	0.00	0.00
142	E	72220	355	892	00000	000	TRAVEL	0.00	0.00	0.00	0.00	0.00	0.00
142	E	72220	524	892	00000	000	IN SERVICE / STAFF DEVELOPMENT	0.00	0.00	0.00	0.00	0.00	0.00
142	E	99100	504	892	00000	000	INDIRECT COST	0.00	0.00	0.00	0.00	0.00	0.00
				892				0.00	0.00	0.00	0.00	0.00	0.00

Fnd	T	Acct	Obj	Prj	Loc	Prg	Account Level Description	2021-22 Budget	September 2021-22 Monthly Activity	2021-22 FYTD Activity	Encumbered Amount	Unexpended Balance - YTD Act	2021-22 FYTD %
893					IDEA DISCRETIONARY SUPPLEMENTA								
142	E	72220	399	893	00000	000	OTHER CONTRACTED SERVICES	0.00	0.00	0.00	0.00	0.00	0.00
142	E	72220	499	893	00000	000	OTHER SUPPLIES AND MATERIALS	0.00	0.00	0.00	0.00	0.00	0.00
142	E	72220	524	893	00000	000	IN SERVICE / STAFF DEVELOPMENT	0.00	0.00	0.00	0.00	0.00	0.00
142	E	72220	790	893	00000	000		0.00	0.00	0.00	0.00	0.00	0.00
				893				0.00	0.00	0.00	0.00	0.00	0.00

Fnd	T	Acct	Obj	Prj	Loc	Prg	Account Level Description	2021-22 Budget	September 2021-22 Monthly Activity	2021-22 FYTD Activity	Encumbered Amount	Unexpended Balance - YTD Act	2021-22 FYTD %
894					IDEA INNOVATION								
142	E	71100	189	894	00008	000	OTHER SALARIES & WAGES	0.00	0.00	0.00	0.00	0.00	0.00
142	E	71100	195	894	00000	000	CERTIFIED SUBSTITUTE TEACHERS	0.00	0.00	0.00	0.00	0.00	0.00
142	E	71100	201	894	00008	000	SOCIAL SECURITY	0.00	0.00	0.00	0.00	0.00	0.00
142	E	71100	212	894	00008	000	EMPLOYER MEDICARE	0.00	0.00	0.00	0.00	0.00	0.00
142	E	71100	429	894	00000	000	INSTRUCTIONAL SUPPLIES & MATER	0.00	0.00	0.00	0.00	0.00	0.00
142	E	71200	429	894	00000	000	Instructional Supplies & Mat.	0.00	0.00	0.00	0.00	0.00	0.00
142	E	72210	138	894	00010	000	INSTRUCTIONAL COMPUTER PERSONN	0.00	0.00	0.00	0.00	0.00	0.00
142	E	72210	189	894	00000	000	OTHER SALARIES & WAGES	0.00	0.00	0.00	0.00	0.00	0.00
142	E	72210	201	894	00000	000		0.00	0.00	0.00	0.00	0.00	0.00
142	E	72210	201	894	00013	000	SOCIAL SECURITY	0.00	0.00	0.00	0.00	0.00	0.00
142	E	72210	204	894	00000	000	STATE RETIREMENT	0.00	0.00	0.00	0.00	0.00	0.00
142	E	72210	212	894	00000	000		0.00	0.00	0.00	0.00	0.00	0.00
142	E	72210	212	894	00013	000	EMPLOYER MEDICARE	0.00	0.00	0.00	0.00	0.00	0.00
142	E	72210	429	894	00000	000	INSTRUCTIONAL SUPPLIES & MATER	0.00	0.00	0.00	0.00	0.00	0.00
142	E	72210	524	894	00000	000	IN SERVICE / STAFF DEVELOPMENT	0.00	0.00	0.00	0.00	0.00	0.00
142	E	72220	725	894	00000	000	SPECIAL EDUCATION EQUIPMENT	0.00	0.00	0.00	0.00	0.00	0.00
142	E	99100	504	894	00008	000	INDIRECT COST	0.00	0.00	0.00	0.00	0.00	0.00
				894				0.00	0.00	0.00	0.00	0.00	0.00

Fnd	T	Acct	Obj	Prj	Loc	Prg	Account Level Description	2021-22 Budget	September 2021-22 Monthly Activity	2021-22 FYTD Activity	Encumbered Amount	Unexpended Balance - YTD Act	2021-22 FYTD %
895					FOCUS SCHOOLS - JM								
142	E	71100	189	895	00010	000	OTHER SALARIES & WAGES	0.00	0.00	0.00	0.00	0.00	0.00
142	E	71100	195	895	00000	000	CERTIFIED SUBSTITUTE TEACHERS	0.00	0.00	0.00	0.00	0.00	0.00
142	E	71100	201	895	00010	000	SOCIAL SECURITY	0.00	0.00	0.00	0.00	0.00	0.00
142	E	71100	204	895	00010	000	STATE RETIREMENT	0.00	0.00	0.00	0.00	0.00	0.00
142	E	71100	212	895	00010	000	EMPLOYER MEDICARE	0.00	0.00	0.00	0.00	0.00	0.00
142	E	71100	429	895	00000	000	INSTRUCTIONAL SUPPLIES & MATER	0.00	0.00	0.00	0.00	0.00	0.00
142	E	72210	189	895	00000	000	OTHER SALARIES & WAGES	0.00	0.00	0.00	0.00	0.00	0.00
142	E	72210	201	895	00000	000	SOCIAL SECURITY	0.00	0.00	0.00	0.00	0.00	0.00
142	E	72210	204	895	00000	000	STATE RETIREMENT	0.00	0.00	0.00	0.00	0.00	0.00
142	E	72210	212	895	00000	000	EMPLOYER MEDICARE	0.00	0.00	0.00	0.00	0.00	0.00
142	E	72210	524	895	00000	000	IN SERVICE / STAFF DEVELOPMENT	0.00	0.00	0.00	0.00	0.00	0.00
142	E	99100	504	895	00008	000	INDIRECT COST	0.00	0.00	0.00	0.00	0.00	0.00
				895				0.00	0.00	0.00	0.00	0.00	0.00

Fnd	T	Acct	Obj	Prj	Loc	Prg	Account Level Description	2021-22 Budget	September 2021-22 Monthly Activity	2021-22 FYTD Activity	Encumbered Amount	Unexpended Balance - YTD Act	2021-22 FYTD %
896					FOCUS SCHOOLS - SS								
142	E	71100	189	896	00013	000	OTHER SALARIES & WAGES	0.00	0.00	0.00	0.00	0.00	0.00
142	E	71100	195	896	00000	000	CERTIFIED SUBSTITUTE TEACHERS	0.00	0.00	0.00	0.00	0.00	0.00
142	E	71100	201	896	00013	000	SOCIAL SECURITY	0.00	0.00	0.00	0.00	0.00	0.00
142	E	71100	212	896	00013	000	EMPLOYER MEDICARE	0.00	0.00	0.00	0.00	0.00	0.00
142	E	71100	429	896	00000	000	INSTRUCTIONAL SUPPLIES & MATER	0.00	0.00	0.00	0.00	0.00	0.00
142	E	72210	189	896	00000	000	OTHER SALARIES & WAGES	0.00	0.00	0.00	0.00	0.00	0.00
142	E	72210	201	896	00000	000	SOCIAL SECURITY	0.00	0.00	0.00	0.00	0.00	0.00
142	E	72210	204	896	00000	000	STATE RETIREMENT	0.00	0.00	0.00	0.00	0.00	0.00
142	E	72210	212	896	00000	000	EMPLOYER MEDICARE	0.00	0.00	0.00	0.00	0.00	0.00
142	E	72210	499	896	00000	000	OTHER SUPPLIES AND MATERIALS	0.00	0.00	0.00	0.00	0.00	0.00
142	E	72210	524	896	00000	000	IN SERVICE / STAFF DEVELOPMENT	0.00	0.00	0.00	0.00	0.00	0.00
142	E	99100	504	896	00008	000	INDIRECT COST	0.00	0.00	0.00	0.00	0.00	0.00
				896				0.00	0.00	0.00	0.00	0.00	0.00

Fnd	T	Acct	Obj	Prj	Loc	Prg	Account Level Description	2021-22 Budget	September 2021-22 Monthly Activity	2021-22 FYTD Activity	Encumbered Amount	Unexpended Balance - YTD Act	2021-22 FYTD %
897					IDEA DISCRETIONARY SPDG								
142	E	71200	429	897	00000	000	IDEA DISCRETIONARY SPDG	0.00	0.00	0.00	0.00	0.00	0.00
142	E	71200	725	897	00000	000	SPECIAL EDUCATION EQUIPMENT	0.00	0.00	0.00	0.00	0.00	0.00
				897				0.00	0.00	0.00	0.00	0.00	0.00

Fnd	T	Acct	Obj	Prj	Loc	Prg	Account Level Description	2021-22 Budget	September 2021-22 Monthly Activity	2021-22 FYTD Activity	Encumbered Amount	Unexpended Balance - YTD Act	2021-22 FYTD %
898					IDEA TECHNOLOGY PARTNERSHIP								
142	E	71200	429	898	00000	000	INSTRUCTIONAL SUPPLIES & MAT.	0.00	0.00	0.00	0.00	0.00	0.00
142	E	72220	524	898	00000	000	IN-SERVICE / STAFF DEVELOPMENT	0.00	0.00	0.00	0.00	0.00	0.00
				898				0.00	0.00	0.00	0.00	0.00	0.00

Fnd	T	Acct	Obj	Prj	Loc	Prg	Account Level Description	2021-22 Budget	September 2021-22 Monthly Activity	2021-22 FYTD Activity	Encumbered Amount	Unexpended Balance - YTD Act	2021-22 FYTD %
899					IDEA SUSTAINABILITY GRANT								
142	E	71200	195	899	00000	000	CERTIFIED SUBSTITUTE TEACHERS	0.00	0.00	0.00	0.00	0.00	0.00
142	E	71200	201	899	00000	000	SOCIAL SECURITY	0.00	0.00	0.00	0.00	0.00	0.00
142	E	71200	204	899	00000	000	STATE RETIREMENT	0.00	0.00	0.00	0.00	0.00	0.00
142	E	71200	212	899	00000	000	EMPLOYER MEDICARE	0.00	0.00	0.00	0.00	0.00	0.00
142	E	71200	429	899	00000	000	INSTRUCTIONAL SUPPLIES & MATER	0.00	0.00	13,750.00	0.00	-13,750.00	0.00
142	E	71200	725	899	00000	000	SPECIAL EDUCATION EQUIPMENT	0.00	0.00	0.00	0.00	0.00	0.00
142	E	72220	196	899	00000	000	IN SERVICE TRAINING	0.00	0.00	0.00	0.00	0.00	0.00
142	E	72220	196	899	00020	000	IN SERVICE TRAINING	0.00	0.00	0.00	0.00	0.00	0.00
142	E	72220	201	899	00000	000	SOCIAL SECURITY	0.00	0.00	0.00	0.00	0.00	0.00
142	E	72220	204	899	00000	000	STATE RETIREMENT	0.00	0.00	0.00	0.00	0.00	0.00
142	E	72220	212	899	00000	000	EMPLOYER MEDICARE	0.00	0.00	0.00	0.00	0.00	0.00
142	E	72220	524	899	00000	000	IN-SERVICE / STAFF DEVELOPMENT	0.00	7,350.00	10,849.90	0.00	-10,849.90	0.00
				899				0.00	7,350.00	24,599.90	0.00	-24,599.90	0.00

900 IDEA PART- B

Fnd	T	Acct	Obj	Prj	Loc	Prg	Account Level Description	2021-22 Budget	September 2021-22 Monthly Activity	2021-22 FYTD Activity	Encumbered Amount	Unexpended Balance - YTD Act	2021-22 FYTD %
142	E	71200	116	900	00000	000	TEACHERS	110,192.00	8,420.01	8,420.01	0.00	101,771.99	7.64
142	E	71200	163	900	00000	000	EDUCATIONAL ASSISTANTS	920,351.04	88,370.21	88,370.21	0.00	831,980.83	9.60
142	E	71200	171	900	00000	000	SPEECH PATHOLOGIST	45,630.00	3,801.09	3,801.09	0.00	41,828.91	8.33
142	E	71200	189	900	00000	000	OTHER SALARIES & WAGES	0.00	0.00	0.00	0.00	0.00	0.00
142	E	71200	201	900	00000	000	SOCIAL SECURITY	61,185.00	5,739.26	5,739.26	0.00	55,445.74	9.38
142	E	71200	204	900	00000	000	STATE RETIREMENT	95,916.00	8,404.42	8,404.42	0.00	87,511.58	8.76
142	E	71200	207	900	00000	000	MEDICAL INSURANCE	365,777.00	30,241.60	29,941.60	0.00	335,835.40	8.19
142	E	71200	212	900	00000	000	EMPLOYER MEDICARE	14,466.00	1,342.26	1,342.26	0.00	13,123.74	9.28
142	E	71200	429	900	00000	000	INSTRUCTIONAL SUPPLIES & MAT.	150,000.00	0.00	55.00	0.00	149,945.00	0.04
142	E	71200	725	900	00000	000	SPECIAL EDUCATION EQUIPMENT	10,000.00	0.00	0.00	0.00	10,000.00	0.00
142	E	72210	524	900	00000	000	Staff Development	0.00	0.00	0.00	0.00	0.00	0.00
142	E	72220	189	900	00000	000	OTHER SALARIES & WAGES	0.00	0.00	0.00	0.00	0.00	0.00
142	E	72220	201	900	00000	000	SOCIAL SECURITY	0.00	0.00	0.00	0.00	0.00	0.00
142	E	72220	204	900	00000	000	STATE RETIREMENT	0.00	0.00	0.00	0.00	0.00	0.00
142	E	72220	207	900	00000	000	MEDICAL INSURANCE	0.00	0.00	0.00	0.00	0.00	0.00
142	E	72220	212	900	00000	000	EMPLOYER MEDICARE	0.00	0.00	0.00	0.00	0.00	0.00
142	E	72220	312	900	00000	000	CONTRACTS W PRIVATE AGENCIES	41,409.41	0.00	0.00	0.00	41,409.41	0.00
142	E	72220	336	900	00000	000	MAINTENANCE & REPAIR OF EQUIPM	10,000.00	0.00	957.00	0.00	9,043.00	9.57
142	E	72220	355	900	00000	000	TRAVEL	25,000.00	0.00	0.00	0.00	25,000.00	0.00
142	E	72220	399	900	00000	000	OTHER CONTRACTED SERVICES	0.00	0.00	0.00	0.00	0.00	0.00
142	E	72220	429	900	00000	000	Instructional Supplies & Mat.	0.00	0.00	0.00	0.00	0.00	0.00
142	E	72220	499	900	00000	000	OTHER SUPPLIES AND MATERIALS	50,000.00	864.48	864.48	0.00	49,135.52	1.73
142	E	72220	524	900	00000	000	IN SERVICE / STAFF DEVELOPMENT	75,000.00	0.00	6,500.00	0.00	68,500.00	8.67
142	E	72710	146	900	00020	000	BUS DRIVERS	251,643.00	20,786.55	20,786.55	0.00	230,856.45	8.26
142	E	72710	201	900	00020	000	SOCIAL SECURITY	15,601.00	1,110.96	1,148.16	0.00	14,452.84	7.36
142	E	72710	204	900	00020	000	STATE RETIREMENT	24,200.79	2,005.05	2,005.05	0.00	22,195.74	8.29
142	E	72710	207	900	00020	000	MEDICAL INSURANCE	250,000.00	12,700.40	11,400.40	0.00	238,599.60	4.56
142	E	72710	212	900	00020	000	EMPLOYER MEDICARE	3,648.81	259.84	268.54	0.00	3,380.27	7.36
142	E	99100	504	900	00008	000	INDIRECT COST	20,000.00	0.00	0.00	0.00	20,000.00	0.00
				900				2,540,020.05	184,046.13	190,004.03	0.00	2,350,016.02	7.48

Fnd	T	Acct	Obj	Prj	Loc	Prg	Account Level Description	2021-22 Budget	September 2021-22 Monthly Activity	2021-22 FYTD Activity	Encumbered Amount	Unexpended Balance - YTD Act	2021-22 FYTD %
910					IDEA PRESCHOOL								
142	E	71200	163	910	00000	000	EDUCATIONAL ASSISTANTS	36,643.00	1,934.03	1,934.03	0.00	34,708.97	5.28
142	E	71200	201	910	00000	000	SOCIAL SECURITY	1,016.00	111.38	111.38	0.00	904.62	10.96
142	E	71200	204	910	00000	000	STATE RETIREMENT	3,003.00	185.86	185.86	0.00	2,817.14	6.19
142	E	71200	207	910	00000	000	MEDICAL INSURANCE	19,023.00	558.00	558.00	0.00	18,465.00	2.93
142	E	71200	212	910	00000	000	EMPLOYER MEDICARE	453.00	26.05	26.05	0.00	426.95	5.75
142	E	71200	429	910	00000	000	INSTRUCTIONAL SUPPLIES & MATER	30,000.00	0.00	0.00	0.00	30,000.00	0.00
142	E	71200	499	910	00000	000	OTHER SUPPLIES AND MATERIALS	0.00	0.00	0.00	0.00	0.00	0.00
142	E	71200	725	910	00000	000	SPECIAL EDUCATION EQUIPMENT	0.00	0.00	0.00	0.00	0.00	0.00
142	E	72220	189	910	00000	000	OTHER SALARIES & WAGES	0.00	0.00	0.00	0.00	0.00	0.00
142	E	72220	201	910	00000	000	SOCIAL SECURITY	0.00	0.00	0.00	0.00	0.00	0.00
142	E	72220	204	910	00000	000	STATE RETIREMENT	0.00	0.00	0.00	0.00	0.00	0.00
142	E	72220	207	910	00000	000		0.00	0.00	0.00	0.00	0.00	0.00
142	E	72220	212	910	00000	000	EMPLOYER MEDICARE	0.00	0.00	0.00	0.00	0.00	0.00
142	E	72220	355	910	00000	000	TRAVEL	0.00	0.00	0.00	0.00	0.00	0.00
142	E	72220	399	910	00000	000	OTHER CONTRACTED SERVICES	0.00	0.00	0.00	0.00	0.00	0.00
142	E	72220	499	910	00000	000	OTHER SUPPLIES AND MATERIALS	10,000.00	0.00	0.00	0.00	10,000.00	0.00
142	E	72220	524	910	00000	000	IN SERVICE / STAFF DEVELOPMENT	8,842.07	0.00	0.00	0.00	8,842.07	0.00
142	E	72220	790	910	00000	000	OTHER EQUIPMENT	20,000.00	0.00	0.00	0.00	20,000.00	0.00
142	E	99100	504	910	00008	000	INDIRECT COST	0.00	0.00	0.00	0.00	0.00	0.00
				910				128,980.07	2,815.32	2,815.32	0.00	126,164.75	2.18

Fnd	T	Acct	Obj	Prj	Loc	Prg	Account Level Description	2021-22 Budget	September 2021-22 Monthly Activity	2021-22 FYTD Activity	Encumbered Amount	Unexpended Balance - YTD Act	2021-22 FYTD %
931					ESSER								
142	E	71100	429	931	00000	000	SUPPLIES & MATERIALS	0.00	0.00	0.00	0.00	0.00	0.00
142	E	71100	471	931	00000	000	SOFTWARE	0.00	0.00	113,755.95	0.00	-113,755.95	0.00
142	E	71200	116	931	00000	000	TEACHERS	0.00	0.00	0.00	0.00	0.00	0.00
142	E	71200	189	931	00000	000	OTHER SALARIES AND WAGES	0.00	0.00	765.00	0.00	-765.00	0.00
142	E	71200	201	931	00000	000	SOCIAL SECURITY	0.00	0.00	47.43	0.00	-47.43	0.00
142	E	71200	204	931	00000	000	STATE RETIREMENT	0.00	0.00	78.80	0.00	-78.80	0.00
142	E	71200	212	931	00000	000	MEDICARE	0.00	0.00	11.09	0.00	-11.09	0.00
142	E	71200	399	931	00000	000	OTHER CONTRACTED SERVICE	0.00	0.00	6,482.00	0.00	-6,482.00	0.00
142	E	71200	429	931	00000	000	INSTRUCTIONAL SUPPLIES & MATER	0.00	8,922.30	8,922.30	0.00	-8,922.30	0.00
142	E	72120	399	931	00000	000	OTHER CONTRACTED SERVICE	0.00	0.00	0.00	0.00	0.00	0.00
142	E	72210	189	931	00000	000	OTHER SALARIES & WAGES	0.00	0.00	0.00	0.00	0.00	0.00
142	E	72210	201	931	00000	000	SOCIAL SECURITY	0.00	0.00	0.00	0.00	0.00	0.00
142	E	72210	204	931	00000	000	STATE RETIREMENT	0.00	0.00	0.00	0.00	0.00	0.00
142	E	72210	212	931	00000	000	EMPLOYER MEDICARE	0.00	0.00	0.00	0.00	0.00	0.00
142	E	72210	524	931	00000	000	IN-SERVICE / STAFF DEVELOPMENT	0.00	0.00	0.00	0.00	0.00	0.00
142	E	99100	504	931	00000	000	INDIRECT COST	0.00	0.00	0.00	0.00	0.00	0.00
				931				0.00	8,922.30	130,062.57	0.00	-130,062.57	0.00

Fnd	T	Acct	Obj	Prj	Loc	Prg	Account Level Description	2021-22 Budget	September 2021-22 Monthly Activity	2021-22 FYTD Activity	Encumbered Amount	Unexpended Balance - YTD Act	2021-22 FYTD %
932					REOPENING PROGRAMMATIC GRANT								
142	E	71100	429	932	00000	000	INSTRUCTIONAL SUPPLIES & MATER	0.00	0.00	0.00	0.00	0.00	0.00
142	E	72210	429	932	00000	000	INSTRUCTIONAL SUPPLIES & MATER	0.00	0.00	0.00	0.00	0.00	0.00
142	E	72250	350	932	00000	000	INTERNET CONNECTIVITY	0.00	0.00	0.00	0.00	0.00	0.00
				932				0.00	0.00	0.00	0.00	0.00	0.00

Fnd	T	Acct	Obj	Prj	Loc	Prg	Account Level Description	2021-22 Budget	September 2021-22 Monthly Activity	2021-22 FYTD Activity	Encumbered Amount	Unexpended Balance - YTD Act	2021-22 FYTD %
933					REMOTE TECH GRANT								
142	E	71100	722	933	00000	000	INSTRUCTION EQUIPMENT	0.00	0.00	0.00	0.00	0.00	0.00
				933				0.00	0.00	0.00	0.00	0.00	0.00

Fnd	T	Acct	Obj	Prj	Loc	Prg	Account Level Description	2021-22 Budget	September 2021-22 Monthly Activity	2021-22 FYTD Activity	Encumbered Amount	Unexpended Balance - YTD Act	2021-22 FYTD %
934					ESSER 2.0		REVENUE						
142	E	71100	116	934	00000	000	Teachers	0.00	0.00	0.00	0.00	0.00	0.00
142	E	71100	189	934	00000	000	OTHER SALARIES AND WAGES	0.00	0.00	0.00	0.00	0.00	0.00
142	E	71100	201	934	00000	000	SOCIAL SECURITY	0.00	0.00	-609.07	0.00	609.07	0.00
142	E	71100	204	934	00000	000	STATE RETIREMENT	0.00	0.00	0.00	0.00	0.00	0.00
142	E	71100	212	934	00000	000	MEDICARE	0.00	0.00	-142.46	0.00	142.46	0.00
142	E	71100	429	934	00000	000	INSTRUCTIONAL SUPPLIES & MATER	0.00	1,248.00	1,248.00	0.00	-1,248.00	0.00
142	E	71100	449	934	00000	000	TEXTBOOKS	0.00	219,222.20	219,222.20	0.00	-219,222.20	0.00
142	E	71100	471	934	00000	000	SOFTWARE	0.00	11,647.50	147,205.25	0.00	-147,205.25	0.00
142	E	71100	499	934	00000	000	OTHER CONTRACTED SERVICES	0.00	0.00	0.00	0.00	0.00	0.00
142	E	71100	599	934	00000	000	OTHER CHARGES	0.00	0.00	0.00	0.00	0.00	0.00
142	E	71200	116	934	00000	000	TEACHERS	0.00	0.00	0.00	0.00	0.00	0.00
142	E	71200	163	934	00000	000	EDUCATIONAL ASSISTANTS	0.00	0.00	0.00	0.00	0.00	0.00
142	E	71200	201	934	00000	000	SOCIAL SECURITY	0.00	0.00	-1,809.72	0.00	1,809.72	0.00
142	E	71200	204	934	00000	000	STATE RETIREMENT	0.00	0.00	0.00	0.00	0.00	0.00
142	E	71200	212	934	00000	000	MEDICARE	0.00	0.00	-423.24	0.00	423.24	0.00
142	E	71200	429	934	00000	000	SUPPLIES & MATERIALS	0.00	0.00	0.00	0.00	0.00	0.00
142	E	71200	725	934	00000	000	SPECIAL EDUCATION EQUIPMENT	0.00	0.00	0.00	0.00	0.00	0.00
142	E	72120	131	934	00000	000	MEDICAL PERSONNEL	0.00	0.00	0.00	0.00	0.00	0.00
142	E	72120	201	934	00000	000	SOCIAL SECURITY	0.00	0.00	0.00	0.00	0.00	0.00
142	E	72120	204	934	00000	000	STATE RETIREMENT	0.00	0.00	0.00	0.00	0.00	0.00
142	E	72120	212	934	00000	000	MEDICARE	0.00	0.00	0.00	0.00	0.00	0.00
142	E	72120	399	934	00000	000	OTHER CONTRACTED SERVICE	0.00	10,000.00	10,000.00	0.00	-10,000.00	0.00
142	E	72120	471	934	00000	000	SOFTWARE	0.00	0.00	0.00	0.00	0.00	0.00
142	E	72120	499	934	00000	000	OTHER SUPPLIES AND MATERIALS	0.00	0.00	8,799.00	0.00	-8,799.00	0.00
142	E	72210	189	934	00000	000	OTHER SALARIES AND WAGES	0.00	0.00	0.00	0.00	0.00	0.00
142	E	72210	201	934	00000	000	SOCIAL SECURITY	0.00	0.00	0.00	0.00	0.00	0.00
142	E	72210	204	934	00000	000	STATE RETIREMENT	0.00	0.00	0.00	0.00	0.00	0.00
142	E	72210	212	934	00000	000	MEDICARE	0.00	0.00	0.00	0.00	0.00	0.00
142	E	72210	524	934	00000	000	IN-SERVICE / STAFF DEVELOPMENT	0.00	0.00	0.00	0.00	0.00	0.00
142	E	72250	499	934	00000	000	OTHER SUPPLIES AND MATERIALS	0.00	0.00	257,672.00	0.00	-257,672.00	0.00
142	E	72620	499	934	00000	000	OTHER SUPPLIES AND MATERIALS	0.00	0.00	0.00	0.00	0.00	0.00
142	E	72620	599	934	00000	000	OTHER CHARGES	0.00	0.00	0.00	0.00	0.00	0.00
142	E	72710	146	934	00000	000	BUS DRIVERS	0.00	0.00	0.00	0.00	0.00	0.00
142	E	72710	201	934	00000	000	SOCIAL SECURITY	0.00	0.00	0.00	0.00	0.00	0.00
142	E	72710	204	934	00000	000	STATE RETIREMENT	0.00	0.00	0.00	0.00	0.00	0.00
142	E	72710	212	934	00000	000	MEDICARE	0.00	0.00	0.00	0.00	0.00	0.00
142	E	72710	412	934	00000	000	DIESEL FUEL	0.00	0.00	0.00	0.00	0.00	0.00
142	E	73100	165	934	00008	000	CAFETERIA PERONNEL	0.00	0.00	0.00	0.00	0.00	0.00

Fnd	T	Acct	Obj	Prj	Loc	Prg	Account Level Description	2021-22 Budget	September 2021-22 Monthly Activity	2021-22 FYTD Activity	Encumbered Amount	Unexpended Balance - YTD Act	2021-22 FYTD %
934					ESSER 2.0		REVENUE						
142	E	73100	201	934	00008	000	SOCIAL SECURITY	0.00	0.00	0.00	0.00	0.00	0.00
142	E	73100	204	934	00008	000	STATE RETIREMENT	0.00	0.00	0.00	0.00	0.00	0.00
142	E	73100	212	934	00008	000	MEDICARE	0.00	0.00	0.00	0.00	0.00	0.00
142	E	76100	707	934	00008	000	BUILDING IMPROVEMENTS	0.00	0.00	0.00	0.00	0.00	0.00
142	E	99100	504	934	00000	000	INDIRECT COST	0.00	0.00	0.00	0.00	0.00	0.00
				934				0.00	242,117.70	641,161.96	0.00	-641,161.96	0.00

Fnd T Acct Obj Prj Loc Prg	Account Level Description	2021-22 Budget	September 2021-22 Monthly Activity	2021-22 FYTD Activity	Encumbered Amount	Unexpended Balance - YTD Act	2021-22 FYTD %
935 LIT. TEACHER TRAINING STIPEND							
142 E 71100 189 935 00000 000	REGULAR INSTRUCTION	0.00	0.00	0.00	0.00	0.00	0.00
935		0.00	0.00	0.00	0.00	0.00	0.00

Fnd	T	Acct	Obj	Prj	Loc	Prg	Account Level Description	2021-22 Budget	September 2021-22 Monthly Activity	2021-22 FYTD Activity	Encumbered Amount	Unexpended Balance - YTD Act	2021-22 FYTD %
936					ESSER PLANNING GRANT								
142	E	72210	399	936	00000	000	OTHER CONTRACTED SERVICE	175,000.00	0.00	0.00	0.00	175,000.00	0.00
				936				175,000.00	0.00	0.00	0.00	175,000.00	0.00

Fnd	T	Acct	Obj	Prj	Loc	Prg	Account Level Description	2021-22 Budget	September 2021-22 Monthly Activity	2021-22 FYTD Activity	Encumbered Amount	Unexpended Balance - YTD Act	2021-22 FYTD %
937					ESSER 3.0								
142	E	71100	116	937	00000	000	TEACHERS	153,525.00	0.00	0.00	0.00	153,525.00	0.00
142	E	71100	201	937	00000	000	SOCIAL SECURITY	9,519.00	0.00	0.00	0.00	9,519.00	0.00
142	E	71100	204	937	00000	000	STATE RETIREMENT	15,810.00	0.00	0.00	0.00	15,810.00	0.00
142	E	71100	207	937	00000	000	MEDICAL INSURANCE	34,920.00	0.00	0.00	0.00	34,920.00	0.00
142	E	71100	212	937	00000	000	MEDICARE	2,226.00	0.00	0.00	0.00	2,226.00	0.00
142	E	71100	429	937	00000	000	SUPPLIES & MATERIALS	158,497.58	0.00	0.00	0.00	158,497.58	0.00
142	E	71100	471	937	00000	000	SOFTWARE	954,636.42	0.00	0.00	0.00	954,636.42	0.00
142	E	71100	499	937	00000	000	OTHER SUPPLIES AND MATERIALS	3,375.00	0.00	0.00	0.00	3,375.00	0.00
142	E	71100	722	937	00000	000	REGULAR INSTRUCTION EQUIPMENT	25,767.20	0.00	0.00	0.00	25,767.20	0.00
142	E	71200	116	937	00000	000	TEACHERS	52,500.00	0.00	0.00	0.00	52,500.00	0.00
142	E	71200	163	937	00000	000	EDUCATIONAL ASSISTANTS	27,720.00	0.00	0.00	0.00	27,720.00	0.00
142	E	71200	201	937	00000	000	SOCIAL SECURITY	14,919.00	0.00	0.00	0.00	14,919.00	0.00
142	E	71200	204	937	00000	000	STATE RETIREMENT	24,789.00	0.00	0.00	0.00	24,789.00	0.00
142	E	71200	212	937	00000	000	MEDICARE	3,492.00	0.00	0.00	0.00	3,492.00	0.00
142	E	72120	189	937	00000	000	OTHER SALARIES AND WAGES	2,640.00	0.00	0.00	0.00	2,640.00	0.00
142	E	72120	201	937	00000	000	SOCIAL SECURITY	164.00	0.00	0.00	0.00	164.00	0.00
142	E	72120	204	937	00000	000	STATE RETIREMENT	255.00	0.00	0.00	0.00	255.00	0.00
142	E	72120	212	937	00000	000	MEDICARE	38.00	0.00	0.00	0.00	38.00	0.00
142	E	72120	399	937	00000	000	OTHER CONTRACTED SERVICE	120,000.00	0.00	0.00	0.00	120,000.00	0.00
142	E	72120	471	937	00000	000	SOFTWARE	90,000.00	0.00	0.00	0.00	90,000.00	0.00
142	E	72120	599	937	00000	000	OTHER CHARGES	51,000.00	0.00	0.00	0.00	51,000.00	0.00
142	E	72130	123	937	00000	000	GUIDANCE PERSONNEL	281,000.00	0.00	0.00	0.00	281,000.00	0.00
142	E	72130	130	937	00000	000	SOCIAL WORKERS	495,000.00	0.00	0.00	0.00	495,000.00	0.00
142	E	72130	201	937	00000	000	SOCIAL SECURITY	48,082.00	0.00	0.00	0.00	48,082.00	0.00
142	E	72130	204	937	00000	000	STATE RETIREMENT	76,464.00	0.00	0.00	0.00	76,464.00	0.00
142	E	72130	207	937	00000	000	MEDICAL INSURANCE	228,240.00	0.00	0.00	0.00	228,240.00	0.00
142	E	72130	212	937	00000	000	MEDICARE	11,214.00	0.00	0.00	0.00	11,214.00	0.00
142	E	72130	399	937	00000	000	OTHER CONTRACTED SERVICE	87,577.04	0.00	0.00	0.00	87,577.04	0.00
142	E	72210	189	937	00000	000	OTHER SALARIES AND WAGES	1,958,457.00	0.00	0.00	0.00	1,958,457.00	0.00
142	E	72210	201	937	00000	000	SOCIAL SECURITY	121,424.00	0.00	0.00	0.00	121,424.00	0.00
142	E	72210	204	937	00000	000	STATE RETIREMENT	201,721.00	0.00	0.00	0.00	201,721.00	0.00
142	E	72210	212	937	00000	000	MEDICARE	28,398.00	0.00	0.00	0.00	28,398.00	0.00
142	E	72210	524	937	00000	000	IN-SERVICE / STAFF DEVELOPMENT	611,648.27	0.00	0.00	0.00	611,648.27	0.00
142	E	72250	599	937	00000	000	OTHER CHARGES	119,139.00	0.00	0.00	0.00	119,139.00	0.00
142	E	72710	146	937	00000	000	BUS DRIVERS	41,340.00	0.00	0.00	0.00	41,340.00	0.00
142	E	72710	201	937	00000	000	SOCIAL SECURITY	6,209.00	0.00	0.00	0.00	6,209.00	0.00
142	E	72710	204	937	00000	000	STATE RETIREMENT	10,394.00	0.00	0.00	0.00	10,394.00	0.00
142	E	72710	212	937	00000	000	MEDICARE	1,453.00	0.00	0.00	0.00	1,453.00	0.00

Fnd	T	Acct	Obj	Prj	Loc	Prg	Account Level Description	2021-22 Budget	September 2021-22 Monthly Activity	2021-22 FYTD Activity	Encumbered Amount	Unexpended Balance - YTD Act	2021-22 FYTD %
937					ESSER	3.0							
142	E	76100	707	937	00008	000	BUILDING IMPROVEMENTS	5,681,595.24	0.00	0.00	0.00	5,681,595.24	0.00
142	E	99100	504	937	00000	000	INDIRECT COST	208,041.72	0.00	0.00	0.00	208,041.72	0.00
				937				11,963,190.47	0.00	0.00	0.00	11,963,190.47	0.00

Fnd	T	Acct	Obj	Prj	Loc	Prg	Account Level Description	2021-22 Budget	September 2021-22 Monthly Activity	2021-22 FYTD Activity	Encumbered Amount	Unexpended Balance - YTD Act	2021-22 FYTD %
950					CIVICS SEAL GRANT								
142	E	71100	195	950	00000	000	CERTIFIED SUBSTITUTE TEACHERS	241.00	0.00	0.00	0.00	241.00	0.00
142	E	71100	201	950	00000	000	SOCIAL SECURITY	43.40	0.00	0.00	0.00	43.40	0.00
142	E	71100	212	950	00000	000	MEDICARE	10.15	0.00	0.00	0.00	10.15	0.00
142	E	71100	429	950	00000	000	SUPPLIES & MATERIALS	3,294.50	0.00	0.00	0.00	3,294.50	0.00
142	E	71100	471	950	00000	000	SOFTWARE	50.00	0.00	0.00	0.00	50.00	0.00
142	E	71100	599	950	00000	000	OTHER CHARGES	570.24	0.00	0.00	0.00	570.24	0.00
142	E	72210	524	950	00000	000	IN-SERVICE / STAFF DEVELOPMENT	4,500.00	0.00	0.00	0.00	4,500.00	0.00
142	E	72710	146	950	00000	000	BUS DRIVERS	588.00	0.00	0.00	0.00	588.00	0.00
142	E	72710	201	950	00000	000	SOCIAL SECURITY	36.46	0.00	0.00	0.00	36.46	0.00
142	E	72710	204	950	10000	100	STATE RETIREMENT	56.51	0.00	0.00	0.00	56.51	0.00
142	E	72710	212	950	00000	000	MEDICARE	9.74	0.00	0.00	0.00	9.74	0.00
142	E	72710	412	950	00000	000	DIESEL FUEL	600.00	0.00	0.00	0.00	600.00	0.00
				950				10,000.00	0.00	0.00	0.00	10,000.00	0.00

Fnd	T	Acct	Obj	Prj	Loc	Prg	Account Level Description	2021-22 Budget	September 2021-22 Monthly Activity	2021-22 FYTD Activity	Encumbered Amount	Unexpended Balance - YTD Act	2021-22 FYTD %
951					HQIM		LITERACY IMPLEMENTATION N						
142	E	71100	429	951	00000	000	SUPPLIES & MATERIALS	5,000.00	0.00	0.00	0.00	5,000.00	0.00
142	E	72210	399	951	00000	000	OTHER CONTRACTED SERVICE	73,000.00	0.00	0.00	0.00	73,000.00	0.00
142	E	72210	524	951	00000	000	IN-SERVICE / STAFF DEVELOPMENT	5,000.00	0.00	0.00	0.00	5,000.00	0.00
				951				83,000.00	0.00	0.00	0.00	83,000.00	0.00

Number of Accounts: 415

********** End of report **********

Fnd	T	Acct	Obj	Prj	Loc	Prg	Account Level Description	Amount
A					Asset			
142	A	11130	000	000	00000	000	CASH IN BANK-PAYROLL	0.00
142	A	11130	000	100	00000	000	CASH IN BANK-PAYROLL	0.00
142	A	11130	000	440	00000	000	CASH IN BANK-PAYROLL	0.00
142	A	11130	---	---	-----	---		0.00
142	A	11140	000	000	00000	000	CASH WITH TRUSTEE	0.00
142	A	11140	000	000	00000	142	CASH WITH TRUSTEE	0.00
142	A	11140	000	000	99141	141		0.00
142	A	11140	000	000	99142	142		997,833.08
142	A	11140	000	010	00000	142	CASH WITH TRUSTEE - CON ADMIN	0.00
142	A	11140	000	010	99141	141		0.00
142	A	11140	000	010	99142	142		18,582.42CR
142	A	11140	000	100	00000	000	CASH WITH TRUSTEE	0.00
142	A	11140	000	100	00000	142	CASH WITH TRUSTEE - TITLE I	0.00
142	A	11140	000	100	99141	141		0.00
142	A	11140	000	100	99142	142		12,946.56
142	A	11140	000	101	99142	142		3,798.70
142	A	11140	000	160	00000	000	TITLE I-D	0.00
142	A	11140	000	160	99142	142		3,798.70CR
142	A	11140	000	171	99142	142		8,250.66CR
142	A	11140	000	172	99142	142		0.00
142	A	11140	000	200	00000	142	CASH WITH TRUSTEE - TITLE II-A	0.00
142	A	11140	000	200	99141	141		0.00
142	A	11140	000	200	99142	142		1,973.70
142	A	11140	000	300	00000	142	CASH WITH TRUSTEE - TITLE III	0.00
142	A	11140	000	440	00000	141	CASH WITH TRUSTEE	0.00
142	A	11140	000	440	99141	141		0.00
142	A	11140	000	440	99142	142		701.69
142	A	11140	000	480	00000	142	CASH WITH TRUSTEE - FTTT DISCR	0.00
142	A	11140	000	580	00000	142	CASH WITH TRUSTEE - FTTT	0.00
142	A	11140	000	720	99142	142		0.00
142	A	11140	000	800	00000	142	CASH WITH TRUSTEE - CARL PERKI	0.00
142	A	11140	000	800	99141	141		0.00
142	A	11140	000	800	99142	142		1,975.00CR
142	A	11140	000	801	00000	142	CASH WITH TRUSTEE - CTE RESERV	0.00
142	A	11140	000	801	99142	142		0.00
142	A	11140	000	802	99142	142		0.00
142	A	11140	000	803	99142	142		0.00
142	A	11140	000	891	00000	142	CASH WITH TRUSTEE - STATE DISC	0.00
142	A	11140	000	891	99142	142		0.00
142	A	11140	000	892	00000	142	CASH WITH TRUSTEE - DISC PRESC	0.00
142	A	11140	000	892	99142	142		0.00
142	A	11140	000	893	00000	142	CASH WITH TRUSTEE - IDEA DISC	0.00
142	A	11140	000	893	99142	142		0.00
142	A	11140	000	894	00000	142	CASH WITH TRUSTEE - FS GRAY	0.00
142	A	11140	000	894	99142	142		0.00
142	A	11140	000	895	00000	142	CASH WITH TRUSTEE - FS JM	0.00
142	A	11140	000	895	99142	142		0.00
142	A	11140	000	896	00000	142	CASH WITH TRUSTEE - FS SS	0.00
142	A	11140	000	896	99142	142		0.00
142	A	11140	000	897	99142	142		0.00
142	A	11140	000	898	99142	142		0.00
142	A	11140	000	899	99141	141		0.00
142	A	11140	000	899	99142	142		24,599.90CR
142	A	11140	000	900	00000	000	CASH WITH TRUSTEE-IDEA PART B	0.00

Fnd	T	Acct	Obj	Prj	Loc	Prg	Account Level Description	Amount
A					Asset			
142	A	11140	000	900	00000	142	CASH WITH TRUSTEE-IDEA PART B	0.00
142	A	11140	000	900	99141	141		0.00
142	A	11140	000	900	99142	142		936.90
142	A	11140	000	901	00000	142	EDUCATION HANDICAPPED ACT - I	0.00
142	A	11140	000	902	00000	142	EDUCATION HANDICAPPED ACT - ID	0.00
142	A	11140	000	910	00000	142	CASH WITH TRUSTEE - IDEA PRESC	0.00
142	A	11140	000	910	99141	141		0.00
142	A	11140	000	910	99142	142		310.22
142	A	11140	000	931	99141	141		0.00
142	A	11140	000	931	99142	142		130,062.57CR
142	A	11140	000	932	99142	142		0.00
142	A	11140	000	933	99142	142		0.00
142	A	11140	000	934	99142	142		641,161.96CR
142	A	11140	000	935	99142	142		41,000.00CR
142	A	11140	000	936	99142	142		0.00
142	A	11140	000	950	99142	142		0.00
142	A	11140	---	---	-----	---		149,069.64
142	A	11400	000	900	00000	142	DUE FROM OTHER FUNDS	0.00
142	A	11400	---	---	-----	---		0.00
142	A	11410	000	000	00000	142		0.00
142	A	11410	---	---	-----	---		0.00
142	A	11430	000	010	00000	142	DUE FROM OTHER GOVERNMENTS	0.00
142	A	11430	000	100	00000	142	DUE FROM OTHER GOVERNMENTS	0.00
142	A	11430	000	101	00000	142	DUE FROM OTHER GOVERNMENTS	3,798.70CR
142	A	11430	000	160	00000	142	DUE FROM OTHER GOVERNMENTS	3,798.70
142	A	11430	000	171	00000	142	DUE FROM OTHER GOVERNMENTS	0.00
142	A	11430	000	172	00000	142	ADAPTIVE LEARNING TECH. GRANT	0.00
142	A	11430	000	200	00000	142	DUE FROM OTHER GOVERNMENTS	0.00
142	A	11430	000	300	00000	142	DUE FROM OTHER GOVERNMENTS	0.00
142	A	11430	000	440	00000	142	DUE FROM OTHER GOVERNMENTS	0.00
142	A	11430	000	580	00000	142	DUE FROM OTHER GOVERNMENTS	0.00
142	A	11430	000	720	00000	142	DUE FROM OTHER GOVERNMENTS	0.00
142	A	11430	000	800	00000	142	DUE FROM OTHER GOVERNMENTS	0.00
142	A	11430	000	801	00000	142	DUE FROM OTHER GOVERNMENTS	0.00
142	A	11430	000	802	00000	142	PERKINS-NEW SKILLS FOR YOUTH	0.00
142	A	11430	000	891	00000	142	DUE FROM OTHER GOVERNMENTS	0.00
142	A	11430	000	892	00000	142	DUE FROM OTHER GOVERNMENTS	0.00
142	A	11430	000	893	00000	142	DUE FROM OTHER GOVERNMENTS	0.00
142	A	11430	000	894	00000	142	Focus School Gray	0.00
142	A	11430	000	895	00000	142	Focus School JM	0.00
142	A	11430	000	896	00000	000	DUE FROM OTHER GOVERNMENTS	0.00
142	A	11430	000	896	00000	142	Focus Schools SS	0.00
142	A	11430	000	898	00000	142	DUE FROM OTHER GOVERNMENTS	0.00
142	A	11430	000	900	00000	142	DUE FROM OTHER GOVERNMENTS	0.00
142	A	11430	000	910	00000	142	DUE FROM OTHER GOVERNMENTS	0.00
142	A	11430	000	931	00000	142	DUE FROM OTHER GOVERNMENTS	0.00
142	A	11430	000	934	00000	142	DUE FROM OTHER GOVERNMENTS	0.00
142	A	11430	000	935	00000	142	DUE FROM OTHER GOVERNMENTS	41,000.00
142	A	11430	---	---	-----	---		41,000.00
142	A	11440	000	000	00000	142	DUE FROM OTHER FUNDS	0.00
142	A	11440	000	010	00000	000	DUE FROM OTHER FUNDS-CON ADMIN	0.00

Fnd	T	Acct	Obj	Prj	Loc	Prg	Account Level Description	Amount
A					Asset			
142	A	11440	000	160	00000	000	TITLE I-D	0.00
142	A	11440	000	440	00000	000	DUE FROM OTHER FUNDS	0.00
142	A	11440	000	800	00000	142	DUE FROM OTHER FUNDS-CTE BASIC	0.00
142	A	11440	000	891	00000	142	DUE FROM OTHER FUNDS-STATE DIS	0.00
142	A	11440	000	892	00000	000	DUE FROM OTHER FUNDS-DISC PREK	0.00
142	A	11440	000	895	00000	000	DUE FROM OTHER FUNDS-FS JMS	0.00
142	A	11440	000	896	00000	000	DUE FROM OTHER FUNDS-FS SS	0.00
142	A	11440	000	900	00000	000	DUE FROM OTHER FUNDS-IDEA B	0.00
142	A	11440	000	900	00000	142		0.00
142	A	11440	000	910	00000	000	DUE FROM OTHER FUNDS	0.00
142	A	11440	000	935	00000	000	DUE FROM OTHER FUNDS	0.00
142	A	11440	---	---	-----	---		0.00
142	A	21100	000	000	00000	142	ACCOUNTS PAYABLE	0.00
142	A	21100	---	---	-----	---		0.00
142	A	21500	000	000	00000	142	DUE TO OTHER FUNDS	0.00
142	A	21500	---	---	-----	---		0.00
142	A	-----	---	---	-----	---		190,069.64
L					Liability			
142	L	21100	000	010	00000	000	ACCOUNTS PAYABLE	7.79
142	L	21100	000	100	00000	000	ACCOUNTS PAYABLE	6,996.85CR
142	L	21100	000	101	00000	000		0.00
142	L	21100	000	160	00000	000	TITLE I-D	0.00
142	L	21100	000	171	00000	000		0.00
142	L	21100	000	172	00000	000		0.00
142	L	21100	000	200	00000	000	ACCOUNTS PAYABLE	441.64CR
142	L	21100	000	440	00000	000	ACCOUNTS PAYABLE	354.13CR
142	L	21100	000	720	00000	000		0.00
142	L	21100	000	800	00000	000	ACCOUNTS PAYABLE	0.00
142	L	21100	000	801	00000	000	ACCOUNTS PAYABLE	0.00
142	L	21100	000	802	00000	000		0.00
142	L	21100	000	803	00000	000		0.00
142	L	21100	000	891	00000	000	ACCOUNTS PAYABLE	0.00
142	L	21100	000	892	00000	000	ACCOUNTS PAYABLE	0.00
142	L	21100	000	893	00000	000	ACCOUNTS PAYABLE	0.00
142	L	21100	000	894	00000	000	ACCOUNTS PAYABLE	0.00
142	L	21100	000	895	00000	000	ACCOUNTS PAYABLE	0.00
142	L	21100	000	896	00000	000	ACCOUNTS PAYABLE	0.00
142	L	21100	000	897	00000	000		0.00
142	L	21100	000	898	00000	000		0.00
142	L	21100	000	899	00000	000		0.00
142	L	21100	000	900	00000	000	ACCOUNTS PAYABLE	0.00
142	L	21100	000	910	00000	000	ACCOUNTS PAYABLE	0.00
142	L	21100	000	931	00000	000		0.00
142	L	21100	000	932	00000	000		0.00
142	L	21100	000	933	00000	000		0.00
142	L	21100	000	934	00000	000		0.00
142	L	21100	000	935	00000	000		0.00

Fnd	T	Acct	Obj	Prj	Loc	Prg	Account Level Description	Amount
L					Liability			
142	L	21100	000	936	00000	000		0.00
142	L	21100	000	950	00000	000		0.00
142	L	21100	---	---	-----	---		7,784.83CR
142	L	21200	000	100	00000	000	ACCRUED PAYROLL	0.00
142	L	21200	000	931	00000	000	ACCRUED PAYROLL	0.00
142	L	21200	000	934	00000	000	ACCRUED PAYROLL	0.00
142	L	21200	000	935	00000	000	ACCRUED PAYROLL	0.00
142	L	21200	---	---	-----	---		0.00
142	L	21310	000	000	00000	000		0.00
142	L	21310	000	010	00000	000	INCOME TAX WITHHELD AND UNPAID	0.00
142	L	21310	000	100	00000	000	INCOME TAX WITHHELD AND UNPAID	0.00
142	L	21310	000	160	00000	000	TITLE I-D	0.00
142	L	21310	000	200	00000	000	INCOME TAX WITHHELD AND UNPAID	0.00
142	L	21310	000	440	00000	000	INCOME TAX WITHHELD AND UNPAID	0.00
142	L	21310	000	580	00000	000	INCOME TAX WITHHELD AND UNPAID	0.00
142	L	21310	000	720	00000	000		0.00
142	L	21310	000	800	00000	000	INCOME TAX WITHHELD AND UNPAID	0.00
142	L	21310	000	891	00000	000	INCOME TAX WITHHELD AND UNPAID	0.00
142	L	21310	000	892	00000	000	INCOME TAX WITHHELD AND UNPAID	0.00
142	L	21310	000	894	00000	000	INCOME TAX WITHHELD AND UNPAID	0.00
142	L	21310	000	895	00000	000	INCOME TAX WITHHELD AND UNPAID	0.00
142	L	21310	000	896	00000	000	INCOME TAX WITHHELD AND UNPAID	0.00
142	L	21310	000	900	00000	000	INCOME TAX WITHHELD AND UNPAID	0.00
142	L	21310	000	910	00000	000	INCOME TAX WITHHELD AND UNPAID	0.00
142	L	21310	000	931	00000	000		0.00
142	L	21310	000	934	00000	000		0.00
142	L	21310	---	---	-----	---		0.00
142	L	21320	000	000	00000	000		0.00
142	L	21320	000	010	00000	000	SOCIAL SECURITY TAX	0.00
142	L	21320	000	100	00000	000	SOCIAL SECURITY TAX	0.00
142	L	21320	000	160	00000	000	TITLE I-D	0.00
142	L	21320	000	200	00000	000	SOCIAL SECURITY TAX	0.00
142	L	21320	000	440	00000	000	SOCIAL SECURITY TAX	0.00
142	L	21320	000	580	00000	000	SOCIAL SECURITY TAX	0.00
142	L	21320	000	720	00000	000		0.00
142	L	21320	000	800	00000	000	SOCIAL SECURITY TAX	0.00
142	L	21320	000	891	00000	000	SOCIAL SECURITY TAX	0.00
142	L	21320	000	894	00000	000	SOCIAL SECURITY TAX	0.00
142	L	21320	000	895	00000	000	SOCIAL SECURITY TAX	0.00
142	L	21320	000	896	00000	000	SOCIAL SECURITY TAX	0.00
142	L	21320	000	900	00000	000	SOCIAL SECURITY TAX	0.00
142	L	21320	000	910	00000	000	SOCIAL SECURITY TAX	0.00
142	L	21320	000	931	00000	000		0.00
142	L	21320	000	934	00000	000		0.00
142	L	21320	---	---	-----	---		0.00
142	L	21325	000	000	00000	000		0.00
142	L	21325	000	010	00000	000	EMPLOYEE MEDICARE DEDUCTION	0.00
142	L	21325	000	100	00000	000	EMPLOYEE MEDICARE DEDUCTION	0.00
142	L	21325	000	160	00000	000	TITLE I-D	0.00
142	L	21325	000	200	00000	000	EMPLOYEE MEDICARE DEDUCTION	0.00
142	L	21325	000	440	00000	000	EMPLOYEE MEDICARE DEDUCTION	0.00

Fnd	T	Acct	Obj	Prj	Loc	Prg	Account Level Description	Amount
L					Liability			
142	L	21325	000	580	00000	000	EMPLOYEE MEDICARE DEDUCTION	0.00
142	L	21325	000	720	00000	000		0.00
142	L	21325	000	800	00000	000	EMPLOYEE MEDICARE DEDUCTION	0.00
142	L	21325	000	891	00000	000	EMPLOYEE MEDICARE DEDUCTION	0.00
142	L	21325	000	892	00000	000	EMPLOYEE MEDICARE DEDUCTION	0.00
142	L	21325	000	894	00000	000	EMPLOYEE MEDICARE DEDUCTION	0.00
142	L	21325	000	895	00000	000	EMPLOYEE MEDICARE DEDUCTION	0.00
142	L	21325	000	896	00000	000	EMPLOYEE MEDICARE DEDUCTION	0.00
142	L	21325	000	900	00000	000	EMPLOYEE MEDICARE DEDUCTION	0.00
142	L	21325	000	910	00000	000	EMPLOYEE MEDICARE DEDUCTION	0.00
142	L	21325	000	931	00000	000		0.00
142	L	21325	000	934	00000	000		0.00
142	L	21325	---	---	-----	---		0.00
142	L	21330	000	000	00000	000		199.23CR
142	L	21330	000	010	00000	000	RETIREMENT CONTRIBUTIONS	2,089.48CR
142	L	21330	000	100	00000	000	RETIREMENT CONTRIBUTIONS	11,377.13CR
142	L	21330	000	160	00000	000	TITLE I-D	0.00
142	L	21330	000	200	00000	000	RETIREMENT CONTRIBUTIONS	1,862.73CR
142	L	21330	000	440	00000	000	RETIREMENT CONTRIBUTIONS	701.69CR
142	L	21330	000	580	00000	000	RETIREMENT CONTRIBUTIONS	0.00
142	L	21330	000	720	00000	000		0.00
142	L	21330	000	800	00000	000	RETIREMENT CONTRIBUTIONS	0.00
142	L	21330	000	891	00000	000	RETIREMENT CONTRIBUTIONS	0.00
142	L	21330	000	892	00000	000		0.00
142	L	21330	000	894	00000	000		0.00
142	L	21330	000	895	00000	000	RETIREMENT CONTRIBUTIONS	0.00
142	L	21330	000	896	00000	000		0.00
142	L	21330	000	900	00000	000	RETIREMENT CONTRIBUTIONS	11,174.48CR
142	L	21330	000	910	00000	000	RETIREMENT CONTRIBUTIONS	185.86CR
142	L	21330	000	931	00000	000		0.00
142	L	21330	000	934	00000	000		0.00
142	L	21330	---	---	-----	---		27,590.60CR
142	L	21339	000	000	00000	000		0.00
142	L	21339	000	010	00000	000	STATE DENTAL PLAN	0.00
142	L	21339	000	100	00000	000	STATE DENTAL PLAN	0.00
142	L	21339	000	160	00000	000	STATE DENTAL PLAN	0.00
142	L	21339	000	200	00000	000	STATE DENTAL PLAN	0.00
142	L	21339	000	440	00000	000	STATE DENTAL PLAN	0.00
142	L	21339	000	580	00000	000	STATE DENTAL PLAN	0.00
142	L	21339	000	800	00000	000	STATE DENTAL PLAN	0.00
142	L	21339	000	891	00000	000	STATE DENTAL PLAN	0.00
142	L	21339	000	892	00000	000	STATE DENTAL PLAN	0.00
142	L	21339	000	900	00000	000	STATE DENTAL PLAN	0.00
142	L	21339	000	910	00000	000		0.00
142	L	21339	---	---	-----	---		0.00
142	L	21340	000	000	00000	000		0.00
142	L	21340	000	010	00000	000	INSURANCE CONTRIBUTIONS	279.00CR
142	L	21340	000	100	00000	000	INSURANCE CONTRIBUTIONS	0.00
142	L	21340	000	160	00000	000	INSURANCE CONTRIBUTIONS	0.00
142	L	21340	000	200	00000	000	INSURANCE CONTRIBUTIONS	0.00
142	L	21340	000	440	00000	000	INSURANCE CONTRIBUTIONS	0.00
142	L	21340	000	580	00000	000	INSURANCE CONTRIBUTIONS	0.00

Fnd	T	Acct	Obj	Prj	Loc	Prg	Account Level Description	Amount
L					Liability			
142	L	21340	000	800	00000	000	INSURANCE CONTRIBUTIONS	0.00
142	L	21340	000	891	00000	000	INSURANCE CONTRIBUTIONS	0.00
142	L	21340	000	892	00000	000	MEDICAL INSURANCE PAYABLE	0.00
142	L	21340	000	900	00000	000	INSURANCE CONTRIBUTIONS	0.00
142	L	21340	000	910	00000	000	INSURANCE CONTRIBUTIONS	0.00
142	L	21340	---	---	-----	---		279.00CR
142	L	21342	000	100	00000	000	HARTFORD ROTH	0.00
142	L	21342	000	160	00000	000	HARTFORD ROTH	0.00
142	L	21342	000	200	00000	000	HARTFORD ROTH	0.00
142	L	21342	000	440	00000	000	HARTFORD ROTH	0.00
142	L	21342	000	900	00000	000	HARTFORD ROTH	0.00
142	L	21342	000	910	00000	000		0.00
142	L	21342	---	---	-----	---		0.00
142	L	21343	000	000	00000	000		0.00
142	L	21343	000	010	00000	000	AMERICAN FAMILY LIFE	230.22CR
142	L	21343	000	100	00000	000	AMERICAN FAMILY LIFE	1,293.17CR
142	L	21343	000	160	00000	000	AMERICAN FAMILY LIFE	0.00
142	L	21343	000	200	00000	000	AMERICAN FAMILY LIFE	46.08CR
142	L	21343	000	440	00000	000	AMERICAN FAMILY LIFE	0.00
142	L	21343	000	800	00000	000	AMERICAN FAMILY LIFE	0.00
142	L	21343	000	900	00000	000	AMERICAN FAMILY LIFE	2,076.77CR
142	L	21343	000	910	00000	000	AMERICAN FAMILY LIFE	100.06CR
142	L	21343	---	---	-----	---		3,746.30CR
142	L	21344	000	100	00000	000	HORACE MANN LIFE INS	0.00
142	L	21344	000	160	00000	000	TITLE I-D	0.00
142	L	21344	000	900	00000	000	HORACE MANN LIFE INS	0.00
142	L	21344	---	---	-----	---		0.00
142	L	21346	000	000	00000	000		0.00
142	L	21346	000	010	00000	000	WASHINGTON NATIONAL INS	0.00
142	L	21346	000	160	00000	000	TITLE I-D	0.00
142	L	21346	000	900	00000	000	WASHINGTON NATIONAL INS	0.00
142	L	21346	000	910	00000	000	WASHINGTON NATIONAL INS	0.00
142	L	21346	---	---	-----	---		0.00
142	L	21347	000	000	00000	000		0.00
142	L	21347	000	100	00000	000	LIBERTY NATIONAL	0.00
142	L	21347	000	440	00000	000	LIBERTY NATIONAL	0.00
142	L	21347	000	800	00000	000	DEARBORN NATIONAL LIFE INSURAN	0.00
142	L	21347	000	900	00000	000	LIBERTY NATIONAL	0.00
142	L	21347	000	910	00000	000	LIBERTY NATIONAL	0.00
142	L	21347	---	---	-----	---		0.00
142	L	21348	000	000	00000	000		0.00
142	L	21348	000	010	00000	000	MEDICAL INSURANCE	105.00CR
142	L	21348	000	100	00000	000	MEDICAL INSURANCE	0.00
142	L	21348	000	160	00000	000	MEDICAL INSURANCE	0.00
142	L	21348	000	200	00000	000	EMPLOYEE INSURANCE DEDUCTIONS	0.00
142	L	21348	000	440	00000	000	MEDICAL INSURANCE	0.00
142	L	21348	000	580	00000	000	MEDICAL INSURANCE	0.00
142	L	21348	000	800	00000	000	MEDICAL INSURANCE	0.00
142	L	21348	000	891	00000	000	EMPLOYEE INSURANCE DEDUCTIONS	0.00

Fnd	T	Acct	Obj	Prj	Loc	Prg	Account Level Description	Amount
L					Liability			
142	L	21348	000	900	00000	000	MEDICAL INSURANCE	0.00
142	L	21348	000	910	00000	000	MEDICAL INSURANCE	0.00
142	L	21348	---	---	-----	---		105.00CR
142	L	21349	000	010	00000	000		0.00
142	L	21349	000	100	00000	000	UNITED WAY	0.00
142	L	21349	000	200	00000	000		0.00
142	L	21349	000	440	00000	000		0.00
142	L	21349	000	900	00000	000	UNITED WAY	0.00
142	L	21349	---	---	-----	---		0.00
142	L	21351	000	010	00000	000	HORACE MANN ANNUNITY	0.00
142	L	21351	000	100	00000	000	HORACE MANN ANNUNITY	0.00
142	L	21351	000	160	00000	000	HORACE MANN ANNUNITY	0.00
142	L	21351	000	200	00000	000	HORACE MANN ANNUNITY	0.00
142	L	21351	000	440	00000	000	HORRACE MANN ANNUITY	0.00
142	L	21351	000	580	00000	000	HORACE MANN ANNUNITY	0.00
142	L	21351	---	---	-----	---		0.00
142	L	21353	000	000	00000	000		0.00
142	L	21353	000	010	00000	000	DAVIS VISION	9.31CR
142	L	21353	000	100	00000	000	DAVIS VISION	0.00
142	L	21353	000	160	00000	000	DAVIS VISION	0.00
142	L	21353	000	200	00000	000	DAVIS VISION	0.00
142	L	21353	000	440	00000	000	DAVIS VISION	0.00
142	L	21353	000	580	00000	000	DAVIS VISION	0.00
142	L	21353	000	800	00000	000	DAVIS VISION	0.00
142	L	21353	000	900	00000	000	DAVIS VISION	0.00
142	L	21353	---	---	-----	---		9.31CR
142	L	21354	000	000	00000	000	ONE AMERICA	0.00
142	L	21354	000	100	00000	000	ONE AMERICA	206.34CR
142	L	21354	000	160	00000	000	ONE AMERICA	0.00
142	L	21354	000	200	00000	000	ONE AMERICA	0.00
142	L	21354	000	440	00000	000	ONE AMERICA	0.00
142	L	21354	000	580	00000	000	ONE AMERICA	0.00
142	L	21354	000	800	00000	000	ONE AMERICA	0.00
142	L	21354	000	891	00000	000	ONE AMERICA	0.00
142	L	21354	000	900	00000	000	ONE AMERICA	375.90CR
142	L	21354	000	910	00000	000	ONE AMERICA	24.30CR
142	L	21354	---	---	-----	---		606.54CR
142	L	21356	000	100	00000	000	TRUSTMARK	0.00
142	L	21356	000	160	00000	000	TRUSTMARK	0.00
142	L	21356	000	200	00000	000	TRUSTMARK	0.00
142	L	21356	000	900	00000	000	TRUSTMARK	0.00
142	L	21356	---	---	-----	---		0.00
142	L	21357	000	100	00000	000	MODERN WOODMEN INS PAYABL	0.00
142	L	21357	---	---	-----	---		0.00
142	L	21359	000	000	00000	000	HYBRID PRETAXED CONTRIBUTION	0.00
142	L	21359	000	100	00000	000	HYBRID PRETAXED CONTRIBUTION	69.92CR
142	L	21359	000	200	00000	000	HYBRID PRETAXED CONTRIBUTION	64.89CR
142	L	21359	000	440	00000	000	HYBRID PRETAXED CONTRIBUTION	0.00

Fnd	T	Acct	Obj	Prj	Loc	Prg	Account Level Description	Amount
L					Liability			
142	L	21359	000	720	00000	000		0.00
142	L	21359	000	891	00000	000	HYBRID PRETAXED CONTRIBUTION	0.00
142	L	21359	000	900	00000	000	HYBRID PRETAXED CONTRIBUTION	531.63CR
142	L	21359	000	931	00000	000		0.00
142	L	21359	000	934	00000	000		0.00
142	L	21359	---	---	-----	---		666.44CR
142	L	21360	000	100	00000	000	GARNISHMENTS AND LEVIES	0.00
142	L	21360	000	900	00000	000	GARNISHMENTS AND LEVIES	0.00
142	L	21360	---	---	-----	---		0.00
142	L	21362	000	000	00000	000		0.00
142	L	21362	000	100	00000	000	USABLE LIFE INS	0.00
142	L	21362	000	200	00000	000	USABLE LIFE INS	0.00
142	L	21362	000	580	00000	000	USABLE LIFE INS	0.00
142	L	21362	000	800	00000	000	USAble Life	0.00
142	L	21362	000	900	00000	000	USABLE LIFE INS	0.00
142	L	21362	000	910	00000	000	USABLE LIFE INS	0.00
142	L	21362	201	000	00000	000		0.00
142	L	21362	201	100	00000	000	SOCIAL SECURITY	0.00
142	L	21362	201	200	00000	000	SOCIAL SECURITY	0.00
142	L	21362	201	900	00000	000	SOCIAL SECURITY	0.00
142	L	21362	201	910	00000	000	SOCIAL SECURITY	0.00
142	L	21362	204	000	00000	000		0.00
142	L	21362	204	100	00000	000	STATE RETIREMENT	0.00
142	L	21362	204	200	00000	000	STATE RETIREMENT	0.00
142	L	21362	204	900	00000	000	STATE RETIREMENT	0.00
142	L	21362	204	910	00000	000	STATE RETIREMENT	0.00
142	L	21362	207	000	00000	000		0.00
142	L	21362	207	100	00000	000	MEDICAL INSURANCE	0.00
142	L	21362	207	160	00000	000	MEDICAL INSURANCE	0.00
142	L	21362	207	200	00000	000	MEDICAL INSURANCE	0.00
142	L	21362	207	900	00000	000	MEDICAL INSURANCE	0.00
142	L	21362	207	910	00000	000	MEDICAL INSURANCE	0.00
142	L	21362	212	000	00000	000		0.00
142	L	21362	212	100	00000	000	MEDICARE	0.00
142	L	21362	212	200	00000	000	MEDICARE	0.00
142	L	21362	212	900	00000	000	MEDICARE	0.00
142	L	21362	212	910	00000	000	MEDICARE	0.00
142	L	21362	---	---	-----	---		0.00
142	L	21365	000	010	00000	000		0.00
142	L	21365	000	100	00000	000	WAGEWORKS	0.00
142	L	21365	000	200	00000	000	WAGEWORKS	0.00
142	L	21365	000	580	00000	000	WAGEWORKS	0.00
142	L	21365	000	900	00000	000	WAGEWORKS	0.00
142	L	21365	---	---	-----	---		0.00
142	L	21366	000	100	00000	000		0.00
142	L	21366	000	200	00000	000		0.00
142	L	21366	000	900	00000	000	LSW/VALUE TEACH	0.00
142	L	21366	---	---	-----	---		0.00
142	L	21370	000	010	00000	000	AIG RETIREMENT (VALIC)	0.00
142	L	21370	000	100	00000	000	AIG RETIREMENT (VALIC)	0.00

Fnd	T	Acct	Obj	Prj	Loc	Prg	Account Level Description	Amount
L					Liability			
142	L	21370	000	200	00000	000	AIG RETIREMENT (VALIC)	0.00
142	L	21370	000	440	00000	000	AIG RETIREMENT (VALIC)	0.00
142	L	21370	---	---	-----	---		0.00
142	L	21380	000	010	00000	000	CREDIT UNION DEDUCTION	0.00
142	L	21380	000	100	00000	000	CREDIT UNION DEDUCTION	0.00
142	L	21380	000	580	00000	000	CREDIT UNION DEDUCTION	0.00
142	L	21380	---	---	-----	---		0.00
142	L	21390	000	010	00000	000	NEA TEA WCEA DUES	0.00
142	L	21390	000	100	00000	000	NEA TEA WCEA DUES	0.00
142	L	21390	000	200	00000	000	NEA TEA WCEA DUES	0.00
142	L	21390	000	580	00000	000	NEA TEA WCEA DUES	0.00
142	L	21390	000	900	00000	000	NEA TEA WCEA DUES	0.00
142	L	21390	---	---	-----	---		0.00
142	L	21392	000	900	00000	000		0.00
142	L	21392	---	---	-----	---		0.00
142	L	21500	000	000	00000	000		0.00
142	L	21500	000	010	00000	000	DUE TO OTHER FUNDS	7.79CR
142	L	21500	000	100	00000	000	DUE TO OTHER FUNDS	6,996.85
142	L	21500	000	160	00000	000	DUE TO OTHER FUNDS	0.00
142	L	21500	000	200	00000	000	DUE TO OTHER FUNDS	441.64
142	L	21500	000	300	00000	000	DUE TO OTHER FUNDS	0.00
142	L	21500	000	440	00000	000	DUE TO OTHER FUNDS	354.13
142	L	21500	000	720	00000	000	DUE TO OTHER FUNDS	0.00
142	L	21500	000	800	00000	000	DUE TO OTHER FUNDS	0.00
142	L	21500	000	891	00000	000	DUE TO OTHER FUNDS	0.00
142	L	21500	000	892	00000	000	DUE TO OTHER FUNDS	0.00
142	L	21500	000	894	00000	000	DUE TO OTHER FUNDS	0.00
142	L	21500	000	896	00000	000	Due To Other Funds	0.00
142	L	21500	000	900	00000	000	DUE TO OTHER FUNDS	0.00
142	L	21500	000	910	00000	000	DUE TO OTHER FUNDS	0.00
142	L	21500	000	935	00000	000	DUE TO OTHER FUNDS	0.00
142	L	21500	---	---	-----	---		7,784.83
142	L	21530	000	000	00000	000	DUE TO STATE OF TENNESSEE	0.00
142	L	21530	000	010	00000	000	DUE TO STATE OF TENNESSEE	0.00
142	L	21530	000	200	00000	000	DUE TO STATE OF TENNESSEE	0.00
142	L	21530	000	800	00000	000	DUE TO STATE OF TN	0.00
142	L	21530	000	892	00000	000	Due to State of Tennessee	0.00
142	L	21530	000	900	00000	000	DUE TO STATE OF TENNESSEE	0.00
142	L	21530	---	---	-----	---		0.00
142	L	21535	000	100	00000	000	DAVIS VISION	0.00
142	L	21535	---	---	-----	---		0.00
142	L	21900	000	000	00000	000		0.00
142	L	21900	000	010	00000	000	OTHER CURRENT LIABILITIES	0.00
142	L	21900	000	100	00000	000	OTHER CURRENT LIABILITIES	0.00
142	L	21900	000	160	00000	000	OTHER CURRENT LIABILITIES	0.00
142	L	21900	000	200	00000	000	OTHER CURRENT LIABILITIES	0.00
142	L	21900	000	440	00000	000	OTHER CURRENT LIABIILITIES	0.00
142	L	21900	000	720	00000	000		0.00

Fnd	T	Acct	Obj	Prj	Loc	Prg	Account Level Description	Amount
L					Liability			
142	L	21900	000	800	00000	000	OTHER CURRENT LIABILITIES	0.00
142	L	21900	000	891	00000	000	OTHER CURRENT LIABILITIES	0.00
142	L	21900	000	894	00000	000	OTHER CURRENT LIABILITIES	0.00
142	L	21900	000	895	00000	000	OTHER CURRENT LIABILITIES	0.00
142	L	21900	000	896	00000	000	OTHER CURRENT LIABILITIES	0.00
142	L	21900	000	900	00000	000	OTHER CURRENT LIABILITIES	0.00
142	L	21900	000	910	00000	000	OTHER CURRENT LIABILITIES	0.00
142	L	21900	000	931	00000	000		0.00
142	L	21900	000	934	00000	000		0.00
142	L	21900	---	---	-----	---		0.00
142	L	-----	---	---	-----	---		33,003.19CR
Q					Equity			
142	Q	34100	000	800	00000	000	PO PAYABLE	0.00
142	Q	34100	---	---	-----	---		0.00
142	Q	34110	000	000	00000	000	PURCHASE ORDER PAYABLE	0.00
142	Q	34110	000	100	00000	000	PURCHASE ORDER PAYABLE	0.00
142	Q	34110	000	160	00000	000	PURCHASE ORDER PAYABLE	0.00
142	Q	34110	000	200	00000	000	PURCHASE ORDER PAYABLE	0.00
142	Q	34110	000	440	00000	000	PURCHASE ORDER PAYABLE	0.00
142	Q	34110	000	800	00000	000	PURCHASE ORDER PAYABLE	0.00
142	Q	34110	000	891	00000	000	PURCHASE ORDER PAYABLE	0.00
142	Q	34110	000	892	00000	000	PURCHASE ORDER PAYABLE	0.00
142	Q	34110	000	893	00000	000	PURCHASE ORDER PAYABLE	0.00
142	Q	34110	---	---	-----	---		0.00
142	Q	34111	000	000	00000	000		0.00
142	Q	34111	---	---	-----	---		0.00
142	Q	34120	000	000	00000	000		0.00
142	Q	34120	---	---	-----	---		0.00
142	Q	39000	000	000	00000	000		997,633.85CR
142	Q	39000	000	010	00000	000	REV EXP SUMMARY FLOW THROUGH	21,295.43
142	Q	39000	000	100	00000	000	REV EXP SUMMARY FLOW THROUGH	0.00
142	Q	39000	000	101	00000	000		0.00
142	Q	39000	000	160	00000	000	REV EXP SUMMARY FLOW THROUGH	0.00
142	Q	39000	000	171	00000	000		8,250.66
142	Q	39000	000	172	00000	000		0.00
142	Q	39000	000	200	00000	000	REV EXP SUMMARY FLOW THROUGH	0.00
142	Q	39000	000	440	00000	000	REV EXP SUMMARY FLOW THROUGH	0.00
142	Q	39000	000	720	00000	000		0.00
142	Q	39000	000	800	00000	000	REV EXP SUMMARY FLOW THROUGH	1,975.00
142	Q	39000	000	801	00000	000	REV EXP SUMMARY FLOW THROUGH	0.00
142	Q	39000	000	802	00000	000		0.00
142	Q	39000	000	803	00000	000		0.00
142	Q	39000	000	891	00000	000	REV EXP SUMMARY FLOW THROUGH	0.00
142	Q	39000	000	892	00000	000	REV EXP SUMMARY FLOW THROUGH	0.00
142	Q	39000	000	893	00000	000	REV EXP SUMMARY FLOW THROUGH	0.00

Fnd T Acct Obj Prj Loc Prg	Account Level Description	Amount
Q Equity		
142 Q 39000 000 894 00000 000	REV EXP SUMMARY FLOW THROUGH	0.00
142 Q 39000 000 895 00000 000	REV EXP SUMMARY FLOW THROUGH	0.00
142 Q 39000 000 896 00000 000	REV EXP SUMMARY FLOW THROUGH	0.00
142 Q 39000 000 897 00000 000		0.00
142 Q 39000 000 898 00000 000		0.00
142 Q 39000 000 899 00000 000		24,599.90
142 Q 39000 000 900 00000 000	REV EXP SUMMARY FLOW THROUGH	13,221.88
142 Q 39000 000 910 00000 000	REV EXP SUMMARY FLOW THROUGH	0.00
142 Q 39000 000 931 00000 000		130,062.57
142 Q 39000 000 932 00000 000		0.00
142 Q 39000 000 933 00000 000		0.00
142 Q 39000 000 934 00000 000		641,161.96
142 Q 39000 000 935 00000 000		0.00
142 Q 39000 000 936 00000 000		0.00
142 Q 39000 000 950 00000 000		0.00
142 Q 39000 --- --- ----- ---		157,066.45CR
142 Q ----- --- --- ----- ---		157,066.45CR

Grand Asset Totals	190,069.64
Grand Liability Totals	33,003.19CR
Grand Equity Totals	157,066.45CR
Grand Totals	0.00

Number of Accounts: 461

********** End of report **********

Revenue Comparison

	July	August	September	October	November	December	January	February	March	April	May	June	Totals-September
FY18	56,161	57,986	137,772	480,851	299,619	107,422	382,928	115,313	403,556	218,966	324,776	174,522	**251,919**
FY19	53,086	78,498	314,242	89,217	361,225	246,588	382,380	317,529	322,633	315,330	283,344	178,802	**445,827**
FY20	96,897	67,678	337,321	112,471	569,111	248,583	319,253	363,026	244,781	42,900	734,740	382,101	**501,896**
FY21	180,856	132,392	4,635	279,041	290,918	265,988	316,656	273,936	253,342	383,828	476,272	261,460	**317,883**
FY22	188	238,593	43,480										**282,262**
Net Change PY	**(180,668)**	**106,202**	**38,845**										**(35,621)**

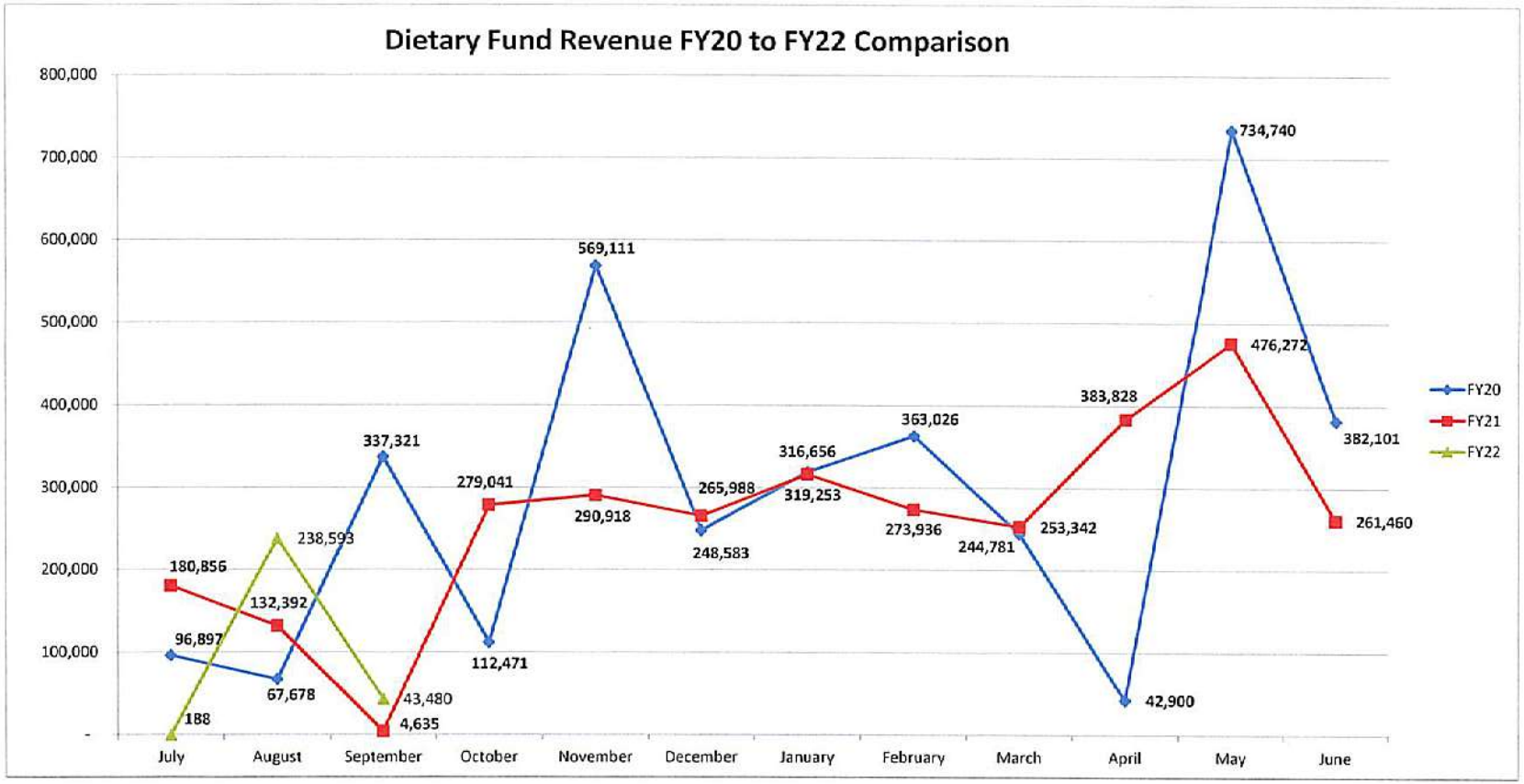

Expense Comparison

	July	August	September	October	November	December	January	February	March	April	May	June	Totals-September	FY Results Septemb
FY18	58,908	128,454	120,178	485,391	240,457	153,569	271,760	214,841	266,415	189,071	353,340	49,292	**307,540**	**$ (55,621)**
FY19	53,389	170,362	307,178	203,695	263,528	249,324	193,106	265,537	270,113	196,203	208,780	103,698	**530,929**	**$ (85,103)**
FY20	50,886	179,932	308,773	282,344	275,048	265,916	205,357	339,261	275,987	265,482	300,592	147,076	**539,591**	**$ (37,695)**
FY21	93,828	112,838	241,872	266,192	231,469	252,797	179,196	284,385	296,002	269,623	305,248	192,600	**448,538**	**$ (130,655)**
FY22	131,701	354,264	364,824										**850,789**	**$ (568,527)**
Net Change PY	**37,873**	**241,426**	**122,951**										**402,251**	

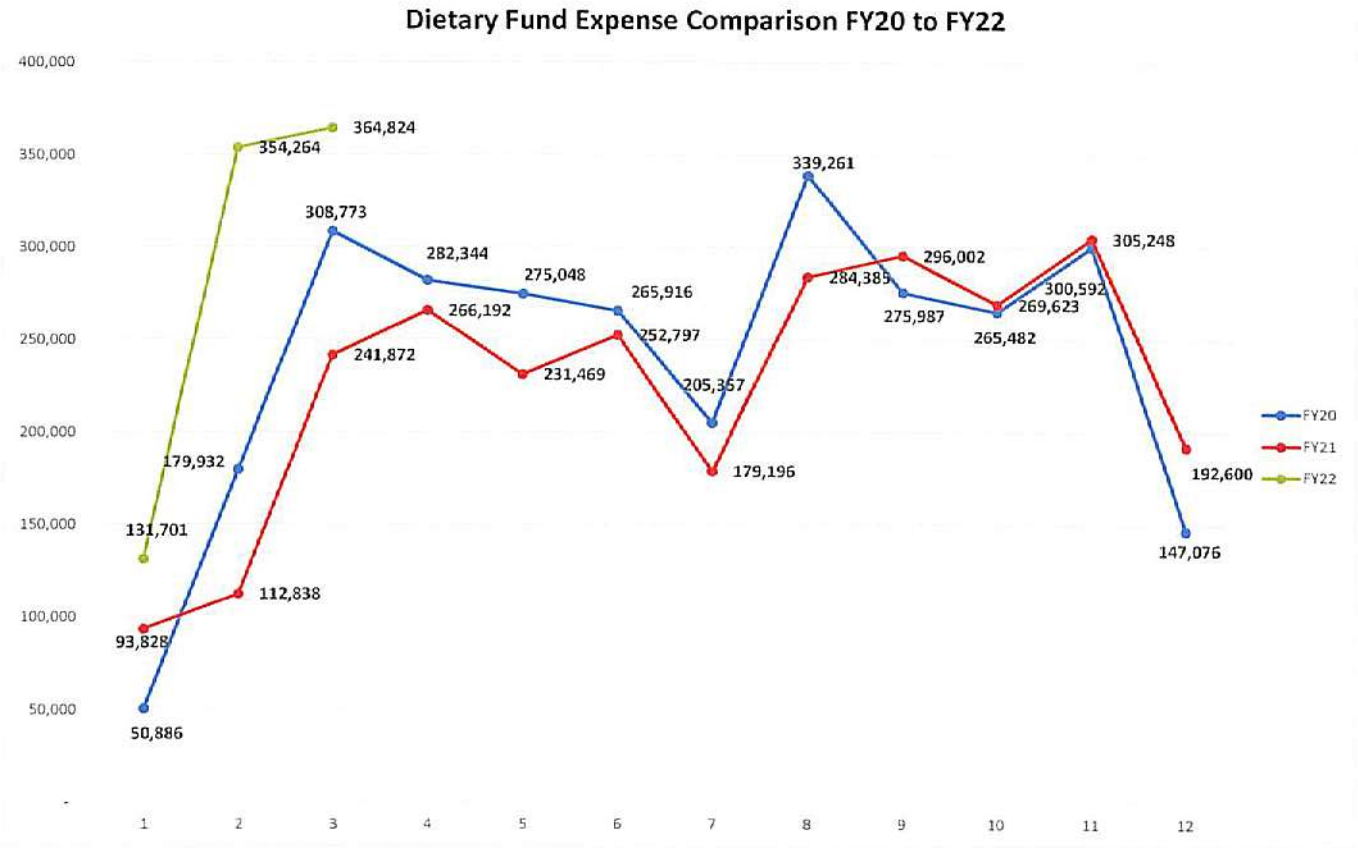

Dietary Fund Balance

	July	August	September	October	November	December	January	February	March	April	May	June
FY17	6,202	(380)	87,719	(66,933)	(96,404)	(260,230)	(170,632)	(67,070)	(94,864)	(76,733)	(74,830)	84,303
FY18	81,487	10,761	28,355	23,814	82,977	36,830	147,998	48,470	185,611	215,506	186,942	312,172
FY19	311,869	220,005	227,069	112,592	210,288	207,552	396,827	448,818	501,337	620,464	695,028	770,132
FY20	816,142	703,889	732,436	562,564	856,627	839,293	953,189	976,954	945,748	723,166	1,157,314	1,392,339
FY21	1,479,368	1,498,922	1,261,684	1,274,533	1,333,983	1,347,174	1,484,634	1,474,184	1,431,524	1,545,728	1,716,753	1,785,613
FY22	1,654,099	1,538,429	1,217,086									
1-Year Results	**663,226**	**795,033**	**529,248**	**711,969**	**477,356**	**507,880**	**531,445**	**497,230**	**485,776**	**822,562**	**559,438**	**393,273**
2-Year Results	**1,167,499**	**1,278,917**	**1,034,615**	**1,161,942**	**1,123,694**	**1,139,621**	**1,087,807**	**1,025,366**	**930,186**	**925,265**	**1,021,725**	**1,015,481**
3-Year Results	**1,397,881**	**1,488,161**	**1,233,329**	**1,250,719**	**1,251,006**	**1,310,344**	**1,336,636**	**1,425,714**	**1,245,913**	**1,330,222**	**1,529,811**	**1,473,441**
4-Year Results	**1,473,165**	**1,499,302**	**1,173,965**	**1,341,466**	**1,430,387**	**1,607,404**	**1,655,265**	**1,541,254**	**1,526,388**	**1,622,461**	**1,791,583**	**1,701,310**
5-Year Results	**1,647,897**	**1,538,809**	**1,129,367**									

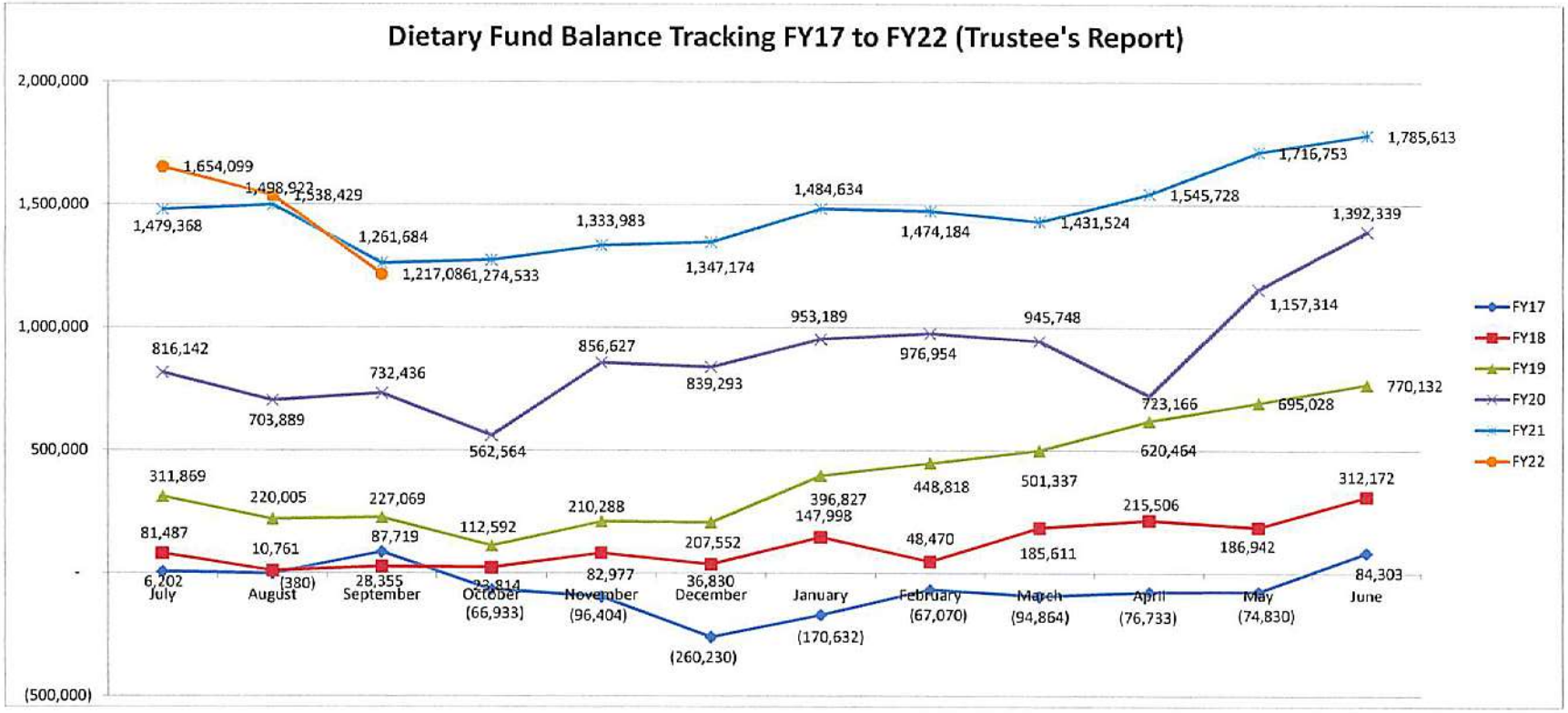

Intent to Apply				
School Based Enterprise start up grant	David Crockett High School			
CTE/STEM Start up Grant	Sulphur Springs Elementary			
TVA STEM Classroom Grants	Daniel Boone High School, David Crockett High School, South Central Elementary			
STEM 3_D printer	JMS			
Physical World Concepts Lego equipment/	DCHS			
School Bus Radios	Continuing finding more funds to support the already started initiative			
Grants Awarded				
TN ALL Corps serving grades 1-5; local match was a grant requirement identified in ESSER 3.0	**Projected Total Allocation:** *Your projected allocations are provided for your planning purposes based off your current projections.*			

	FY22	FY23	FY24	Total
Student Projections (Grades 1-8)	420	420	420	1,260
State Grant	$294,000	$294,000	$294,000	$882,000
Local Match	$336,000	$336,000	$336,000	1,008,000
Total Funding	$630,000	$630,000	$630,000	$1,890,000

Safe Schools	Key activities to be accomplished: High Schools buses will receive two-way radios to the bus garage dispatch for direct communication for safety with bus related situations and emergencies. West View rekeying project.					$208,135.52
Grants Managed						
Propane Buses	will be doing usage report to grantor					
Civics Grant	Purchasing materials, preparing applications for individualized PD requests and Local Civics Educational Experiences				$10,000	
LEAPS	Documents, Financial, Timesheets, Preparing Budget for routine approval		$50,000	plus roll over of $20,476.40		
ESSER grants-assisting financial team	Spanish Translation of ESSER Documents are on district website					
Provide assistance with QUEST Foundation	provide support in the financial procedures with the donations					

NEA Foundation Grant-FB	teacher accomplished PD, now grant reporting
ESSER Planning Grant	Currently in Phase I of the grant delivery process
ESSER 2.0	Provide middle school science teachers a google form survey for December and April to reflect on all ESSER funded science related materials they are using. By receiving the teachers expert feedback on the quality of the products it is a value to have their objective analysis toward the recommendation in continuing the purchase of all renewable contracts of certain programs/software. This will also provide an opportunity for them to suggest another program/materials that will serve a possible gap in supporting the standards to accelerate students' learning. Another component of the survey is to monitor by having teachers share connection with the improvement in students' learning (data) with the use of ESSER products.

2017 SOUTH CENTRAL WILDCATS
BIG 3 DIVISION A SOFTBALL CHAMPIONS
RESPECT
HOME
GUEST
BONUS
BONUS
WILDCATS
Sponsored by
PIONEER SHOOTERS
WILDCATS
Believe In
EPIC!
Encourage. Protect. Invest. Connect.

Wildcats
GIRLS BASKETBALL
CHEERLEADERS
BOYS BASKETBALL
Sponsored by PIONEER SHOOTERS
WILDCATS
GUEST
WILDCATS Believe In EPIC!
SOUTH CENTRAL LADY WILDCAT VOLLEYBALL CHAMPIONS
99-00 TOURNAMENT
04-05 SEASON RUNNER-UP
05-06 ETSU CLASSIC CHAMPS
SOUTH CENTRAL VOLLEYBALL
05-06 SEASON RUNNER-UP
05-06 TOURNAMENT RUNNER-UP
06-07 SEASON CHAMPS
06-07 TOURNAMENT CHAMPS
LADY WILDCATS VOLLEYBALL
08-09 TOURNAMENT CHAMPS
08-09 SEASON RUNNER-UP
09-10 TOURNAMENT CHAMPS
09-10 SEASON CHAMPS
LADY WILDCATS VOLLEYBALL
10-11 SEASON CO-CHAMPS
10-11 TOURNAMENT CHAMPS
11-12 SEASON CHAMPS
11-12 TOURNAMENT RUNNER-UP
WILDCATS

Purchase Order 34224

Date Issued 10-27-21

Appropriation No. 71200-429(934)

Dept. SpEd

School CO

PURCHASING DEPARTMENT

WASHINGTON COUNTY BOARD OF EDUCATION

FEDERAL PROJECTS FUND

PURCHASE ORDER

TO Math Teachers Press, Inc.
4850 Park Glen Road
Minneapolis, MN 55416
800-852-2435 Phone
952-546-7502 Fax

NOTICE TO VENDOR

1. Purchase order number MUST appear on all invoices submitted for payment.
2. Mail TWO copies of your invoice promptly to:
   Washington County Board of Education
   405 West College Street
   Jonesborough, Tennessee 37659
   Telephone (423) 753-1105

Deliver to Washington County Schools

Address 306 1/2 Forest Dr.

Via Jonesborough, TN 37659
Attn: Special Ed

on or before ESSER 2.0

Articles on this order must be charged to account of

ITEM NO.	ARTICLES OR SERVICES	CODE	QUANTITY & UNIT	UNIT PRICE	TOTAL
	(Unless otherwise stated all prices F.O.B. Destination)				
	See attached				
	GRAND TOTAL - INCLUDING ALL ATTACHED PAGES				12,675.08

SUBJECT TO THE FOLLOWING CONDITIONS

1. All packages, cartons or other containers must be plainly marked with the purchase order number.
2. The right is reserved to purchase in the open market and to charge the difference to the Vendor in the event that deliveries are not made at the time specified in the bid and on this order.
3. Whenever a delivery is rejected, the Vendor shall be notified and be given the reason for the rejection. All rejected deliveries shall be held at the Vendor's risk and he shall bear the expense of removal.
4. No changes in or cancellations of this purchase order shall be recognized by the Vendor unless authorized by special form issued by the Purchasing Agent.
5. Acceptance of this order includes acceptance of all terms, prices, delivery, instructions, specifications and conditions stated.
6. The county is not liable for Federal excise tax or state sales tax.
7. Each shipment and/or each purchase order should be covered by separate invoice.

IMPORTANT: INVOICES AND PACKAGES MUST BEAR PURCHASE ORDER NUMBER

VENDOR'S COPY

There is an otherwise unincumbered balance to the credit of the proper appropriation, allotment or fund to meet the expenditure covered by this purchase.

Authorized Signature

APPROVED:

Purchasing Agent

Math Teachers Press, Inc.

publisher of the Moving with Math® *programs*

4850 Park Glen Road, Minneapolis, MN 55416
(800) 852-2435 FAX (952) 546-7502

Quote #: 00049631

Bill To: Washington County Dept Ed
Attn: Accounts Payable
405 West College St
Jonesborough, TN 37659

Ship To: Washington County Dept Ed
Attn: Sebrena St John
405 West College St
Jonesborough, TN 37659

Purchase Order	Educational Rep	Ship Via	Ship Date	Terms	Date	Pg
New Quote	Joshua H Winfield	UPS		Net 30 Days	10/1/2021	1

Qty	Item No.	Description	Unit Price	Extended Price	Tax
1	CSPK	Connections Pre-K Class Set (20 Students)	$500.00	$500.00	
1	TRMPK	Connections Pre K Teacher Manual	$195.00	$195.00	
2	PKBK	Connections Pre-K Trade Book Set	$190.00	$380.00	
2	EXKM	Pre-K & K Manipulative Kit	$155.00	$310.00	
2	KOMG	Kgn Opt Manip Group Set	$100.00	$200.00	
1	FA1TGen	Fndtns A1 Teacher Manual -Generic	$120.00	$120.00	
1	FA2TGen	Fndtns A2 Teacher Manual Generic	$120.00	$120.00	
1	FA3TGen	Fndtns A3 Teacher Manual Generic	$120.00	$120.00	
20	FA1	Fndtns-Number Sense Student Book	$8.95	$179.00	
20	FA2	Fndtns- Addition & Subtraction Student Book	$8.95	$179.00	
20	FA3	Fndtns- Frac, Geom & Meas Student Book	$8.95	$179.00	
1	FMKA	Fndtns Level A Manipulative Kit	$225.00	$225.00	
1	FA1TGen	Fndtns A1 Teacher Manual -Generic	$120.00	$120.00	
1	FA2TGen	Fndtns A2 Teacher Manual Generic	$120.00	$120.00	
1	FA3TGen	Fndtns A3 Teacher Manual Generic	$120.00	$120.00	
5	FA1	Fndtns-Number Sense Student Book	$8.95	$44.75	
5	FA2	Fndtns- Addition & Subtraction Student Book	$8.95	$44.75	
5	FA3	Fndtns- Frac, Geom & Meas Student Book	$8.95	$44.75	
1	FMKA	Fndtns Level A Manipulative Kit	$225.00	$225.00	
1	FB1TGen	Fndtns B1 Teacher Guide Generic	$120.00	$120.00	
1	FB2TGen	Fndtns B2 Teacher Guide Generic	$120.00	$120.00	

Tennessee

Washington County Dept Ed

Sale Amount	
Shipping&Handling	
Sales Tax	
Total Amount	
Paid Today	
Balance Due	

Math Teachers Press, Inc.

publisher of the Moving with Math® *programs*

4850 Park Glen Road, Minneapolis, MN 55416
(800) 852-2435 FAX (952) 546-7502

Quote #: 00049631

Bill To: Washington County Dept Ed
Attn: Accounts Payable
405 West College St
Jonesborough, TN 37659

Ship To: Washington County Dept Ed
Attn: Sebrena St John
405 West College St
Jonesborough, TN 37659

Purchase Order	Educational Rep	Ship Via	Ship Date	Terms	Date	Pg
New Quote	Joshua H Winfield	UPS		Net 30 Days	10/1/2021	2

Qty	Item No.	Description	Unit Price	Extended Price	Tax
1	FB3TGen	Fndtns B3 Teacher Guide Generic	$120.00	$120.00	
1	FB4TGen	Fndtns B4 Teacher Guide Generic	$120.00	$120.00	
5	FB1	Fndtns- Number Sense, Add & Subt Student Book	$8.95	$44.75	
5	FB2	Fndtns- Multiplication & Div. Facts Student Book	$8.95	$44.75	
5	FB3	Fndtns- Multip. & Division Problem Solving Student Book	$8.95	$44.75	
5	FB4	Fndtns- Fractions, Decimals, Geo & Msmt Student Book	$8.95	$44.75	
1	FMKB	Fndtns Level B Manipulative Kit	$270.00	$270.00	
1	CSPK	Connections Pre-K Class Set (20 Students)	$500.00	$500.00	
1	FA1TGen	Fndtns A1 Teacher Manual -Generic	$120.00	$120.00	
1	FA2TGen	Fndtns A2 Teacher Manual Generic	$120.00	$120.00	
1	FA3TGen	Fndtns A3 Teacher Manual Generic	$120.00	$120.00	
20	FA1	Fndtns-Number Sense Student Book	$8.95	$179.00	
20	FA2	Fndtns- Addition & Subtraction Student Book	$8.95	$179.00	
20	FA3	Fndtns- Frac, Geom & Meas Student Book	$8.95	$179.00	
1	FMKA	Fndtns Level A Manipulative Kit	$225.00	$225.00	
	-	Jonesborough Elementary/ Lamar			
1	PKBK	Connections Pre-K Trade Book Set	$190.00	$190.00	
2	EXKM	Pre-K & K Manipulative Kit	$155.00	$310.00	
2	KOMG	Kgn Opt Manip Group Set	$100.00	$200.00	

Tennessee

Washington County Dept Ed

Sale Amount	
Shipping&Handling	
Sales Tax	
Total Amount	
Paid Today	
Balance Due	

Math Teachers Press, Inc.

publisher of the Moving with Math® *programs*

4850 Park Glen Road, Minneapolis, MN 55416
(800) 852-2435 FAX (952) 546-7502

Quote #: 00049631

Bill To: Washington County Dept Ed
Attn: Accounts Payable
405 West College St
Jonesborough, TN 37659

Ship To: Washington County Dept Ed
Attn: Sebrena St John
405 West College St
Jonesborough, TN 37659

Purchase Order	Educational Rep	Ship Via	Ship Date	Terms	Date	Pg
New Quote	Joshua H Winfield	UPS		Net 30 Days	10/1/2021	3

Qty	Item No.	Description	Unit Price	Extended Price	Tax
1	TRMPK	Connections Pre K Teacher Manual	$195.00	$195.00	
1	PKBK	Connections Pre-K Trade Book Set	$190.00	$190.00	
1	FA1TGen	Fndtns A1 Teacher Manual -Generic	$120.00	$120.00	
1	FA2TGen	Fndtns A2 Teacher Manual Generic	$120.00	$120.00	
1	FA3TGen	Fndtns A3 Teacher Manual Generic	$120.00	$120.00	
5	FA1	Fndtns-Number Sense Student Book	$8.95	$44.75	
5	FA2	Fndtns- Addition & Subtraction Student Book	$8.95	$44.75	
5	FA3	Fndtns- Frac, Geom & Meas Student Book	$8.95	$44.75	
1	FMKA	Fndtns Level A Manipulative Kit	$225.00	$225.00	
1	FB1TGen	Fndtns B1 Teacher Guide Generic	$120.00	$120.00	
1	FB2TGen	Fndtns B2 Teacher Guide Generic	$120.00	$120.00	
1	FB3TGen	Fndtns B3 Teacher Guide Generic	$120.00	$120.00	
1	FB4TGen	Fndtns B4 Teacher Guide Generic	$120.00	$120.00	
5	FB1	Fndtns- Number Sense, Add & Subt Student Book	$8.95	$44.75	
5	FB2	Fndtns- Multiplication & Div. Facts Student Book	$8.95	$44.75	
5	FB3	Fndtns- Multip. & Division Problem Solving Student Book	$8.95	$44.75	
5	FB4	Fndtns- Fractions, Decimals, Geo & Msmt Student Book	$8.95	$44.75	
1	FMKB	Fndtns Level B Manipulative Kit	$270.00	$270.00	
1	IM1TGen	Fndtns IM1 Teacher Guide Generic	$120.00	$120.00	
1	IM2TGen	Fndnts IM2 Teacher Guide Generic	$120.00	$120.00	

Tennessee

Washington County Dept Ed

Sale Amount	
Shipping&Handling	
Sales Tax	
Total Amount	
Paid Today	
Balance Due	

Math Teachers Press, Inc.

publisher of the Moving with Math® *programs*

4850 Park Glen Road, Minneapolis, MN 55416
(800) 852-2435 FAX (952) 546-7502

Quote #: 00049631

Bill To: Washington County Dept Ed
Attn: Accounts Payable
405 West College St
Jonesborough, TN 37659

Ship To: Washington County Dept Ed
Attn: Sebrena St John
405 West College St
Jonesborough, TN 37659

Purchase Order	Educational Rep	Ship Via	Ship Date	Terms	Date	Pg
New Quote	Joshua H Winfield	UPS		Net 30 Days	10/1/2021	4

Qty	Item No.	Description	Unit Price	Extended Price	Tax
1	IM3TGen	Fndtns IM3 Teacher Guide Generic	$120.00	$120.00	
5	IM1	Fndtns Number, Reasoning & Data Student Book	$8.95	$44.75	
5	IM2	Fndtns Fractions, Decimals & Percent Student Book	$8.95	$44.75	
5	IM3	Fndtn IM3-Geom,Msrmnt&Graphing	$8.95	$44.75	
1	ARM -	Algebra Readiness Manip Kit Intervention Classes	$235.00	$235.00	
8	FA1	Fndtns-Number Sense Student Book	$9.95	$79.60	
5	FA2	Fndtns- Addition & Subtraction Student Book	$9.95	$49.75	
5	FA3	Fndtns- Frac, Geom & Meas Student Book	$9.95	$49.75	
1	FB1	Fndtns- Number Sense, Add & Subt Student Book	$9.95	$9.95	
5	FB2	Fndtns- Multiplication & Div. Facts Student Book	$9.95	$49.75	
5	FB3	Fndtns- Multip. & Division Problem Solving Student Book	$9.95	$49.75	
5	FB4	Fndtns- Fractions, Decimals, Geo & Msmt Student Book	$9.95	$49.75	
3	IM1	Fndtns Number, Reasoning & Data Student Book	$9.95	$29.85	
1	IM2	Fndtns Fractions, Decimals & Percent Student Book	$9.95	$9.95	
1	IM3	Fndtn IM3-Geom,Msrmnt&Graphing	$9.95	$9.95	

Tennessee

Washington County Dept Ed

Sale Amount	
Shipping&Handling	
Sales Tax	
Total Amount	
Paid Today	
Balance Due	

Math Teachers Press, Inc.

publisher of the Moving with Math® *programs*

4850 Park Glen Road, Minneapolis, MN 55416
(800) 852-2435 FAX (952) 546-7502

Quote #: 00049631

Bill To: Washington County Dept Ed
Attn: Accounts Payable
405 West College St
Jonesborough, TN 37659

Ship To: Washington County Dept Ed
Attn: Sebrena St John
405 West College St
Jonesborough, TN 37659

Purchase Order	Educational Rep	Ship Via	Ship Date	Terms	Date	Pg
New Quote	Joshua H Winfield	UPS		Net 30 Days	10/1/2021	5

Qty	Item No.	Description	Unit Price	Extended Price	Tax
2	FA1TGen	Fndtns A1 Teacher Manual -Generic	$120.00	$240.00	
2	FA2TGen	Fndtns A2 Teacher Manual Generic	$120.00	$240.00	
2	FA3TGen	Fndtns A3 Teacher Manual Generic	$120.00	$240.00	
1	FMKA	Fndtns Level A Manipulative Kit	$225.00	$225.00	
1	FMKB	Fndtns Level B Manipulative Kit	$270.00	$270.00	
1	FB1TGen	Fndtns B1 Teacher Guide Generic	$120.00	$120.00	
1	FB2TGen	Fndtns B2 Teacher Guide Generic	$120.00	$120.00	
1	FB3TGen	Fndtns B3 Teacher Guide Generic	$120.00	$120.00	
1	FB4TGen	Fndtns B4 Teacher Guide Generic	$120.00	$120.00	

Tennessee

Washington County Dept Ed

Sale Amount	$11,522.80
Shipping&Handling	$1,152.28
Sales Tax	$0.00
Total Amount	$12,675.08
Paid Today	$0.00
Balance Due	$12,675.08

Purchase Order № 4501

Date Issued 10-05-21

Appropriation No. 72620701

Dept.

School

PURCHASING DEPARTMENT

WASHINGTON COUNTY BOARD OF EDUCATION

PURCHASE ORDER

TO
DEMCO

Deliver to Brandi Wilson

Address Ridgeview School
252 Sam Jenkins Road

Via GRAY TN 37615

Articles on this order must be charged to account of

NOTICE TO VENDOR

1. Purchase order MUST bear two signatures in order to be valid.
2. Purchase order number MUST appear on all invoices submitted for payment.
3. Mail TWO copies of your invoice promptly to:

Washington County Board of Education
405 West College Street
Jonesborough, TN 37659
Telephone (423) 753-1105

ARTICLES OR SERVICES	CODE	QUANTITY & UNIT	UNIT PRICE	TOTAL
(Unless otherwise stated all prices F.O.B. Destination)				
Furniture As Per Attached Quote			$	43,314.36
* Buyboard Contract # 573-18				
* Niswonger Grant Reimbursement	S&H			2547.46
GRAND TOTAL - INCLUDING ALL ATTACHED PAGES			$	45,861.82

SUBJECT TO THE FOLLOWING CONDITIONS

1. All packages, cartons or other containers must be plainly marked with the purchase order number.
2. The right is reserved to purchase in the open market and to charge the difference to the Vendor in the event that deliveries are not made at the time specified in the bid and on this order.
3. Whenever a delivery is rejected, the Vendor shall be notified and be given the reason for the rejection. All rejected deliveries shall be held at the Vendor's risk and he shall bear the expense of removal.
4. Acceptance of this order includes acceptance of all terms, prices, delivery, instructions, specifications and conditions stated.
5. The county is not liable for Federal excise tax or state sales tax.
6. Each shipment and/or each purchase order should be covered by separate invoice.

IMPORTANT: INVOICES AND PACKAGES MUST BEAR PURCHASE ORDER NUMBER

VENDOR'S COPY

There is an otherwise unincumbered balance to the credit of the proper appropriation, allotment or fund to meet the expenditure covered by this purchase.

Authorized Signature

APPROVED:

Purchasing Agent

14IE 72620-701

Demco®
imagine what's possible™

P.O. Box 7488
Madison, WI 53707-7488
PH 800-462-8709 FAX 888-329-4720

QUOTATION

Reference: X1259026
Contract/Bid ID: A01184
Today: 9/21/21
Quote Expiration Date: 10/21/21

NAME: Washington County Schools
CONTACT: BRANDI WILSON
PHONE:
EMAIL: bwilson@miswonderfoundation.org

Line	Qty	Product	Product Description	Colors/Finished/Options	Unit Price	Discount	Ext Total
1	12	W13768020	Hierarchy Stool Leg Base 30"H Seat 45-3/4"Hx20-1/2"Wx22"D PLEASE NOTE: This item may not be returned unless damaged or defective.	Color Black Frame color Platinum	180.31	Net	2,163.72
2	10	W13802560	ECR4Kids Surf Portable Work Surface 11" x 14" x 24" PLEASE NOTE: This item may not be returned unless damaged or defective.	Color Black	32.19	Net	321.90
3	10	W13804580	Optional Cushion for ECR4Kids Surf Portable Work Surface Gry PLEASE NOTE: This item may not be returned unless damaged or defective.		20.55	Net	205.50
4	8	W13789610	MooreCo Orbit 45 Degree Wedge w/42"H Shelf PLEASE NOTE: This item may not be returned unless damaged or defective.	Vinyl Color Bealine Forge Laminate Color Graphite Nebula Edgeband Color Gray	3,126.15	Net	25,009.20
5	4	W13789570	MooreCo Orbit Loveseat w/42"H Shelf PLEASE NOTE: This item may not be returned unless damaged or defective.	Vinyl Color Bealine Forge Laminate Color Graphite Nebula Edgeband Color Gray	3,126.15	Net	12,504.60
6	4	W13765340	MooreCo Hierarchy Grow Stool Tall 18-23"H x 13" Diameter PLEASE NOTE: This item may not be returned unless damaged or defective.	Color Cool Gray	151.79	Net	607.16
7	4	W13778690	Up-Rite Fender Desk 26-43" x 33" x 23" PLEASE NOTE: This item may not be returned unless damaged or defective.	Laminate Top Color Asian Night Edgeband Color Cool Gray	379.03	Net	1,516.12

Demco®
imagine what's possible™

P.O. Box 7488
Madison, WI 53707-7488
PH 800-462-8709 FAX 888-329-4728

QUOTATION

Reference: X1259026
Contract/Bid ID: A01184
Today: 9/21/21
Quote Expiration Date: 10/21/21

NAME: Washington County Schools
CONTACT: BRANDI WILSON
PHONE:
EMAIL: bwilson@niswongorfoundation.org

Line	Qty	Product	Product Description	Colors/Finished/Options	Unit Price	Discount	Ext Total
8	8	W13799670	MooreCo Hierarchy Flipz Stool Black, 17"H x 12" dia.		123.27	Not	986.16

Order Subtotal	43,314.36
*Shipping/Processing	2,547.46
Sales Tax	Exempt
Grand Total	45,861.82

*Delivery Provisions: This quote has been specifically prepared to deliver with:
Tailgate Delivery : 2327.4
Call Ahead - Delivery App: 0.00
Inside Delivery : 80.00
Power Lift Gate : 140.00

Additional Note: Pricing on is based on the BuyBoard contract 573-10 - Instr Mtls & Classroom Supply and/or 584-19 Furniture using Demco contract code C81100

Order Provisions: Please note the attached freight terms.

BILL TO:
Washington County Schools
Board of Education
405 W College St
Jonesborough TN 37659-1009

SHIP TO:
Brandi Wilson
Ridgeview Elementary School
252 Sam Jenkins Rd
Gray TN 37615-4108

CONTACT:
BRANDI WILSON
RIDGEVIEW ELEMENTARY SCHOOL
252 SAM JENKINS RD
GRAY TN 37615-4108

SALES REP:
Riley Moore
Email: rileym@demco.com
Phone:

Purchase Order № 4502

Date Issued 10-05-21

Appropriation No. 72620701

Dept.

School

PURCHASING DEPARTMENT

WASHINGTON COUNTY BOARD OF EDUCATION

PURCHASE ORDER

TO
Worthington Direct

Deliver to Brandi Wilson

Address Lamar School
3261 Hwy 81 South

Via Jonesborough TN 37659

Articles on this order must be charged to account of

NOTICE TO VENDOR

1. Purchase order MUST bear two signatures in order to be valid.
2. Purchase order number MUST appear on all invoices submitted for payment.
3. Mail TWO copies of your invoice promptly to:

Washington County Board of Education
405 West College Street
Jonesborough, TN 37659
Telephone (423) 753-1105

ARTICLES OR SERVICES	CODE	QUANTITY & UNIT	UNIT PRICE	TOTAL
(Unless otherwise stated all prices F.O.B. Destination)				
Furniture As Per Attached Quote			$	24,380.70
*Buyboard Contract #573-19				
*Niswonger Grant Reimbusement	S&H			1,820.00
GRAND TOTAL - INCLUDING ALL ATTACHED PAGES			$	26,200.70

SUBJECT TO THE FOLLOWING CONDITIONS

1. All packages, cartons or other containers must be plainly marked with the purchase order number.
2. The right is reserved to purchase in the open market and to charge the difference to the Vendor in the event that deliveries are not made at the time specified in the bid and on this order.
3. Whenever a delivery is rejected, the Vendor shall be notified and be given the reason for the rejection. All rejected deliveries shall be held at the Vendor's risk and he shall bear the expense of removal.
4. Acceptance of this order includes acceptance of all terms, prices, delivery, instructions, specifications and conditions stated.
5. The county is not liable for Federal excise tax or state sales tax.
6. Each shipment and/or each purchase order should be covered by separate invoice.

IMPORTANT: INVOICES AND PACKAGES MUST BEAR PURCHASE ORDER NUMBER

VENDOR'S COPY

There is an otherwise unincumbered balance to the credit of the proper appropriation, allotment or fund to meet the expenditure covered by this purchase.

Authorized Signature

APPROVED:

Purchasing Agent

WORTHINGTON DIRECT

Quote #QTE049999

Customer ID: WAS014

Valid 9/17/2021 To 10/01/2021

For assistance, please contact your furniture expert:

Haley Hopkins
haley@worthingtondirect.com **P: 800-599-6636**

Bill To

WASHINGTON CO BOARD OF EDUCATION
ACCOUNTS PAYABLE
405 W COLLEGE ST
JONESBOROUGH, TN 37659
P: (423) 753-1105

Ship To

LAMAR ELEMENTARY SCHOOL
BRANDI WILSON
3261 HIGHWAY 81 S
JONESBOROUGH, TN 37659-6918
P: (423) 753-1130

SHIPPING COST INCLUDES LIFTGATE AND INSIDE DELIVERY SERVICE. THE DRIVER WILL BRING FREIGHT THROUGH THE FIRST SET OF DOORS OF THE BUILDING. THEY WILL NOT GO UP ANY STAIRS OR ELEVATORS. A CALL BEFORE DELIVERY WILL BE PROVIDED. THANK YOU

Stock No.	Vendor No.	Item Description	Price	Qty	Subtotal

Subtotal	$24,380.70
Shipping	1,820.00
Tax	0.00
Total	$26,200.70

Shipping Information

This order includes: ☑ Liftgate Service ☑ Inside Delivery ☑ Call Before Delivery (423) 788-7340

Delivery appointments can be made by the freight company to schedule approx delivery time. Please contact your rep to remove or add additional services to your quote, or to learn more about them.

Liftgate service is recommended for facilities that do not have a loading dock or personnel/equipment needed to lower large or heavy freight to the ground. Selecting this service will ensure that your shipment is lowered to the ground.

Inside Delivery service means that a single freight driver will assist in bringing your shipment inside the first set of doors to your facility. The driver will not navigate stairs/elevators and may still require assistance with extremely large or heavy items.

Please contact your rep to have these additional services added to your quote, or to learn more about them.

When you are ready to order, please make sure you have made all color selections and verified shipping and billing details. Feel free to discuss any questions you may have with your representative: Haley Hopkins at haley@worthingtondirect.com

Thank you for this opportunity to furnish your space!

141 E 72620-701

WORTHINGTON DIRECT

Quote #QTE049999

Customer ID: WAS014

Valid 9/17/2021 To 10/01/2021

For assistance, please contact your furniture expert:

Haley Hopkins
haley@worthingtondirect.com **P: 800-599-6636**

Bill To

WASHINGTON CO BOARD OF EDUCATION
ACCOUNTS PAYABLE
405 W COLLEGE ST
JONESBOROUGH, TN 37659
P: (423) 753-1105

Ship To

LAMAR ELEMENTARY SCHOOL
BRANDI WILSON
3261 HIGHWAY 81 S
JONESBOROUGH, TN 37659-6918
P: (423) 753-1130

SHIPPING COST INCLUDES LIFTGATE AND INSIDE DELIVERY SERVICE. THE DRIVER WILL BRING FREIGHT THROUGH THE FIRST SET OF DOORS OF THE BUILDING. THEY WILL NOT GO UP ANY STAIRS OR ELEVATORS. A CALL BEFORE DELIVERY WILL BE PROVIDED. THANK YOU

	Stock No.	Vendor No.	Item Description	Price	Qty	Subtotal
	83098	LLR60116	25-3/4"WX29-3/4"DX45-1/2"-49"H BLACK, TUFTED LEATHER EXEC. HIGH-BACK CHAIR **Estimated Lead Time: 7 days plus 2-5 days for transit**	$252.95	2	$505.90
	29436-S05	LF1511-S05	18"H, FROST, SONIK OTTOMAN SOFT SEATING ROUND STOOL **Estimated Lead Time: 28 days - 42 days plus 2-5 days for transit**	$180.95	8	$1,447.60
	^81D70	03082/11849/18	SET OF 18 DIAMOND DESKS & 18"H FLAVORS CHAIRS - BOARDWALK TOP, CHARCOAL EDGE, PL FRAME, BK/PL CHAIRS **Estimated Lead Time: 49 days - 56 days plus 2-5 days for transit**	$4490.95	4	$17,963.80
	29641-S05	LF1512-S05	6"H, FROST, SONIK FLOOR ROCKER STOOL **Estimated Lead Time: 14 days - 21 days plus 2-5 days for transit**	$102.95	6	$617.70
	29916	C04-XXX42	30" SQ BAR HT CAFE, LAMINATE TOP TABLE W/ 4 APEX STACK CHAIRS-BOARDWALK TOP, GRAY EDGE, CHARCOAL STO **Estimated Lead Time: 28 days - 42 days plus 2-5 days for transit**	$640.95	6	$3,845.70

Purchase Order 34198

Date Issued 10/11/2021

Appropriation No. 71100-429-937

Dept. Esser #3.0

School DBHS/DCHS TNVLA/Asbury

PURCHASING DEPARTMENT

WASHINGTON COUNTY BOARD OF EDUCATION

FEDERAL PROJECTS FUND

PURCHASE ORDER

TO Staples

NOTICE TO VENDOR

1. Purchase order number MUST appear on all invoices submitted for payment.
2. Mail TWO copies of your invoice promptly to:

Washington County Board of Education
405 West College Street
Jonesborough, Tennessee 37659
Telephone (423) 753-1105

Deliver to WCDE - Dr. Ashley Keys

Address 405 W. College St.

Via Jonesborough, TN 37659 on or before Esser 3.0

Articles on this order must be charged to account of

ITEM NO.	ARTICLES OR SERVICES	CODE	QUANTITY & UNIT	UNIT PRICE	TOTAL
	(Unless otherwise stated all prices F.O.B. Destination)				
	TI-84 Calculators		1,000	$98.99	$98,990
	*Quote Att. * * State Contract Sourcewell #94372				
	GRAND TOTAL - INCLUDING ALL ATTACHED PAGES				$98,990.0

SUBJECT TO THE FOLLOWING CONDITIONS

1. All packages, cartons or other containers must be plainly marked with the purchase order number.
2. The right is reserved to purchase in the open market and to charge the difference to the Vendor in the event that deliveries are not made at the time specified in the bid and on this order.
3. Whenever a delivery is rejected, the Vendor shall be notified and be given the reason for the rejection. All rejected deliveries shall be held at the Vendor's risk and he shall bear the expense of removal.
4. No changes in or cancellations of this purchase order shall be recognized by the Vendor unless authorized by special form issued by the Purchasing Agent.
5. Acceptance of this order includes acceptance of all terms, prices, delivery, instructions, specifications and conditions stated.
6. The county is not liable for Federal excise tax or state sales tax.
7. Each shipment and/or each purchase order should be covered by separate invoice.

IMPORTANT: INVOICES AND PACKAGES MUST BEAR PURCHASE ORDER NUMBER

VENDOR'S COPY

There is an otherwise unincumbered balance to the credit of the proper appropriation, allotment or fund to meet the expenditure covered by this purchase.

Authorized Signature

APPROVED:

Purchasing Agent

Purchase Order № 4513

Date Issued 10-26-21

Appropriation No. 72710729

Dept. TRANSPORTATION

School

PURCHASING DEPARTMENT

WASHINGTON COUNTY BOARD OF EDUCATION

PURCHASE ORDER

TO FORD OF MURFREESBORO

NOTICE TO VENDOR

1. Purchase order MUST bear two signatures in order to be valid.
2. Purchase order number MUST appear on all invoices submitted for payment.
3. Mail TWO copies of your invoice promptly to:

Washington County Board of Education
405 West College Street
Jonesborough, TN 37659
Telephone (423) 753-1105

Deliver to WASHINGTON COUNTY BOARD OF EDUCATION

Address 405 WEST COLLEGE STREET
JONESBOROUGH, TN 37659

Via

Articles on this order must be charged to account of

	ARTICLES OR SERVICES	CODE	QUANTITY & UNIT	UNIT PRICE	TOTAL
	(Unless otherwise stated all prices F.O.B. Destination)				
	2022 FORD TRANSIT 250 CARGO VAN		2	$ 32,537.00	
*	STATE CONTRACT - 000072320 *				
	GRAND TOTAL - INCLUDING ALL ATTACHED PAGES				$ 65,074.00

SUBJECT TO THE FOLLOWING CONDITIONS

1. All packages, cartons or other containers must be plainly marked with the purchase order number.
2. The right is reserved to purchase in the open market and to charge the difference to the Vendor in the event that deliveries are not made at the time specified in the bid and on this order.
3. Whenever a delivery is rejected, the Vendor shall be notified and be given the reason for the rejection. All rejected deliveries shall be held at the Vendor's risk and he shall bear the expense of removal.
4. Acceptance of this order includes acceptance of all terms, prices, delivery, instructions, specifications and conditions stated.
5. The county is not liable for Federal excise tax or state sales tax.
6. Each shipment and/or each purchase order should be covered by separate invoice.

IMPORTANT: INVOICES AND PACKAGES MUST BEAR PURCHASE ORDER NUMBER

VENDOR'S COPY

There is an otherwise unincumbered balance to the credit of the proper appropriation, allotment or fund to meet the expenditure covered by this purchase.

Authorized Signature

APPROVED:

Purchasing Agent

Ford of Murfreesboro

John Hamby
1550 NW Broad St.
Murfreesboro, TN 37129

SALES QUOTATION

STATE CONTRACT- 000072320

TO:

WASHINGTON COUNTY SCHOOLS

2022 FORD TRANSIT 250 HIGH ROOF CARGO
OXFORD WHITE

F.O.B.
TERMS
DELIVERY
NUMBER

Thank you for your inquiry dated: *October 26, 2021*
We are pleased to quote you the following:

ITEM	QUANTITY		UNIT PRICE	DELIVERY DATE
1	1	**2022 FORD TRANSIT 250 HIGH ROOF CARGO VAN**	$32,292.00	
2		**3.5 LITER V-6 W/ 10 SPEED TRANSMISSION**		
3		**EXTERIOR- OXFORD WHITE**		
4		**Interior--- PALAZZO GRAY**		
5		**options listed on window sticker**		
6				
7		**RUBBER FLOOR MAT**	**$245.00**	TBD
8				
9				
10				
11				
12		TOTAL X 1	**$32,537.00**	

We will be happy to supply any further information you may need and trust that you call on us to fill your order, which will receive our prompt and careful attention.

PER

October 26, 2021
DATE

Prepared by: JOHN HAMBY
10/26/2021

Ford of Murfreesboro | 1550 N.W. Broad St. Murfreesboro Tennessee | 371291709

2022 Transit-250 Cargo RWD High Roof Van 148" WB Base (R1X)

Price Level: 220

Major Equipment

(Based on selected options, shown at right)

3.5L V-6 DOHC w/port/direct injection 275hp
10 speed automatic w/OD

Exterior: Oxford White
Interior: Dark Palazzo Gray

* 4-wheel ABS
* Electric parking brake
* LT 235/65R16 C BSW AS S-rated tires
* Advance Trac w/Roll Stability Control
* Tinted glass
* Bluetooth streaming audio
* Variable intermittent wipers
* Dual front airbags w/passenger cancel
* Airbag occupancy sensor
* Tachometer
* Audio control on steering wheel
* Brake assistance
* Traction control
* Battery with run down protection
* Air conditioning
* AM/FM stereo with seek-scan, auxiliary audio input, external memory control
* Dual power remote mirrors
* 16 x 6.5 steel wheels
* Driver and front passenger seat mounted side airbags
* SecuriLock immobilizer
* Reclining front bucket seats

Fuel Economy

City
N/A

Hwy
N/A

As Configured Vehicle

	MSRP
STANDARD VEHICLE PRICE	$41,125.00
Order Code 101A	N/C
Engine: 3.5L PFDi V6 Flex-Fuel	Included
Transmission: 10-Spd Automatic w/OD & SelectShift	Included
4.10 Limited-Slip Axle Ratio	Included
GVWR: 9,070 lbs	Included
Tires: 235/65R16C 121/119 R AS BSW	Included
Wheels: 16" Silver Steel w/Black Hubcap	Included
Vinyl Front Bucket Seats	Included
Dark Palazzo Gray Vinyl Bucket Seats	Included
Monotone Paint Application	STD
148" Wheelbase	STD
Radio: AM/FM Stereo	Included
50-State Emissions System	STD
Auto Start-Stop Switch Delete	Included
Oxford White	N/C
Dark Palazzo Gray	N/C
Front & Rear Vinyl Floor Covering	$245.00

Prices and content availability as shown are subject to change and should be treated as estimates only. Actual base vehicle, package and option pricing may vary from this estimate because of special local pricing, availability or pricing adjustments not reflected in the dealer's computer system. See salesperson for the most current information.

Prepared by: JOHN HAMBY
10/26/2021

Ford of Murfreesboro | 1550 N.W. Broad St. Murfreesboro Tennessee | 371291709

2022 Transit-250 Cargo RWD High Roof Van 148" WB Base (R1X)

Price Level: 220

As Configured Vehicle	MSRP
SUBTOTAL	$41,370.00
Destination Charge	$1,695.00
TOTAL	**$43,065.00**

Prices and content availability as shown are subject to change and should be treated as estimates only. Actual base vehicle, package and option pricing may vary from this estimate because of special local pricing, availability or pricing adjustments not reflected in the dealer's computer system. See salesperson for the most current information.

WEST VIEW ELEMENTARY SCHOOL

№ 5919

2847 OLD STATE ROUTE 34
LIMESTONE, TENNESSEE 37681
Telephone: (423) 753-1175

ATTN. CREDITORS: A copy of this form must be returned with invoice before payment can be made.

Requisition and Purchase Order

Date 8/17/21

Purchased From Lakeshore Learning

Address 2695 E. Dominguez St
Carson, CA 90895

Quantity	Description	Unit Price	Amount
	Flexible Seating desk		

TOTAL PRICE $11,031.72

Name of Purchaser Mandy Blackburn

Fund to be Charged 145/091 General Fund - will be reimbursed by Nisworger Rural Grant

Approved By (Principal) [signature]

– NOTICE TO CREDITORS –

ALL SHIPPING LABELS, BILLINGS AND CORRESPONDENCE MUST HAVE THE NAME OF PURCHASER.
THIS FORM MUST HAVE THE SIGNATURE OF THE PRINCIPAL IN ORDER TO BE VALID.
PRICE CHANGES MUST HAVE PRIOR APPROVAL.

WASHINGTON COUNTY

DEPARTMENT OF EDUCATION

PRICE INQUIRY FORM

VENDOR	DESCRIPTON OF ITEM FOR PRICE COMPARISON	PRICE QUOTED
Firm Amazon.C Address Person Contacted Date	Bone Shaped adjustable height Classroom desk Dry erase	239.- each
Firm Worthington Address Person Contacted Date	Dry Erase Marker board tables Triangl shape adjustable	192.95 each
Firm Lakeshore Learning Address Person Contacted Date	Flexible Seating desk Tables & Chairs * only vendor for specific Product requested.	$393.99 for both

Name of person obtaining inquiry Robin Stu

The Washington County Department of Education is an Equal Opportunity Employer

Lakeshore

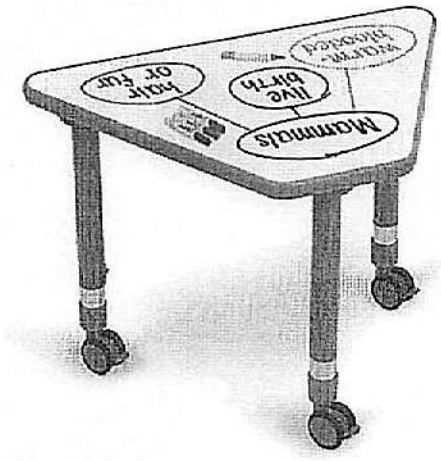

★★★★★ Be the First to Write a Review

Flex-Space Write & Wipe Mobile Wedge Student Desk

$319.00

Seating Chart

Qty

1 Add to Cart

Add to Registry Add to Shopping List

Ship Item
Estimated ship date: 11/17/21.

Store Pickup
Select Store

Recommended Age
5 yrs. - Adult / Kindergarten - Adult

Description
Kids can take notes, brainstorm and more—directly on our desk's dry-erase surface! Plus, the wedge shape allows for tons of seating configurations—rolling anywhere in the classroom on 3 locking casters. Desk features a thick vinyl edgeband, durable laminate on the top and bottom of the desktop, and 3 adjustable steel legs. Easy assembly.

Item # LC661

Additional Information
- Desk measures 32"w x 22"d.
- Adjusts from 23" to 34" high.
- Fits chairs 12" to 17 1/2" high.
- This Lakeshore item is protected by Patent No. D874859.

Learn more about Flex-Space Furniture

5-Year Warranty
Greenguard Certified

Shipping restrictions apply.

Share

Related Items

Write & Wipe Thin-Line Markers - Class Pack
$27.99
★★★★★



Flex-Space Balance Ball Seats
$19.99 - $24.99
★★★★★

Flex-Space Premium Wobble Chairs
$69.99 - $99.99
★★★★★



Flex-Space Stacking Chairs
$49.99 - $74.99
★★★★★

Lakeshore

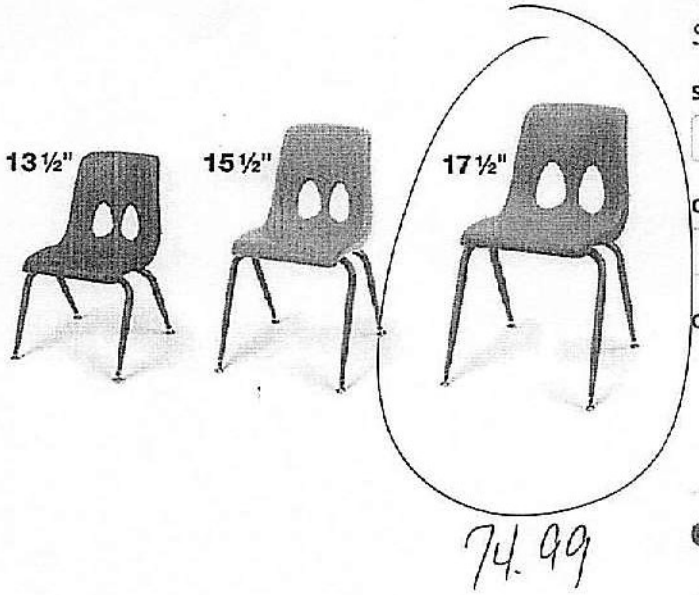

4 Customer Reviews

Flex-Space Stacking Chairs

$49.99 - $74.99

Size Size Chart

Select Size

Color

Select Color

Qty

1 Add to Cart

Add to Registry Add to Shopping List

Ship Item
In stock and ready to ship!

Store Pickup
Please make a product selection to check availability.

Recommended Age
5 yrs. - Adult / Kindergarten - Adult

Description
The contoured design of our super-sturdy stacking chairs guarantees years of comfortable seating! Heavy-gauge steel frames and legs are specially designed to resist tipping, while non-marring, self-leveling glides give maximum stability. Plus, the easy-to-clean polypropylene chairs even stack for storage. Measurements given are for seat heights. *For help matching chair sizes to tables, please see the size chart.*

Learn more about Flex-Space Furniture

Lifetime Warranty
Fully Assembled

Shipping restrictions apply.

Share

Related Items



Flex-Space Mobile Wedge Student Desk - Modern Maple
$299.00

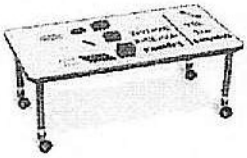

Flex-Space Write & Wipe Mobile Rectangular Table
$599.00

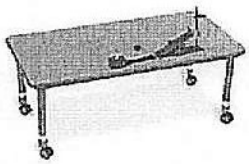

Flex-Space Mobile Rectangular Tables - Modern Gray
$499.00 - $549.00

Flex-Space Mobile Wedge Student Desk with Book Box - Modern Maple
$359.00

dry erase desk ajustable

Subtotal: $142.94

1-48 of over 1,000 results for "dry erase desk adjustable"

Sort by: Featured

Proceed to checkout

This order contains a gift

Amazon Prime

Department

- Office & School Supplies
  - Desk Accessories & Workspace Organizers
  - Dry Erase Boards
- Home Office Furniture
  - Home Office Desks
- Office Furniture & Lighting
  - Office Furniture Accessories

See All 13 Departments

Customer Reviews

& Up
& Up
& Up
& Up

Price

Under $25
$25 to $50
$50 to $100
$100 to $200
$200 & Above

$ Min $ Max

Go

International Shipping

International Shipping Eligible

Condition

New
Used

Availability

Include Out of Stock

FLEXISPOT

Adjustable Standing De
Laptop

FLEXISPOT Standing Desk Convertor - 35 Inch Height

FlexiSpot Motorized Standing Desk Convertor- 40" Electric

Price and other details may vary based on product size.

Showing results for *dry erase desk adjustabl*

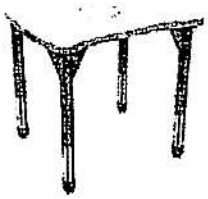

Marco Group Premier Series 24" x 28" Bone Shaped Adjustable Height Classroom De...

$239.88

FREE Delivery

Fri, Sep 5

Only 2 left in stock - order soon

Sponsored

Seville Classics Airlift Tempered Glass Electric Sit-Stand USB Charging Computer...

$379.99

FREE Delivery

Fri, Sep 5

Marco Group Premier Series 43a-2272-22-BLK 41" x 23" Triangle Shaped Adjustable...

$179.81

FREE Delivery

Fri, Sep 8

Only 1 left in stock - order soon.



Mehaving Premium

WORTHINGTON DIRECT

Dry Erase Markerboard Top Tables and Desks

Filter by:

Brand

Price range:

Price range:

Price

Sort by:

Recommended

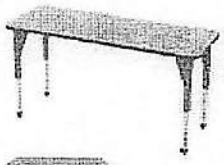

ON SALE

Premier Series Two Student Desk by Marco Group

$197.95 - $245.95

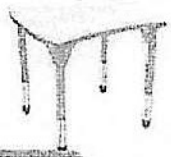

ON SALE

Premier Series Dog Bone Desks by Marco Group

$166.95 - $193.95



ON SALE

Premier Series Triangle Desks by Marco Group

$166.95 - $192.95

ON SALE

Premier Series Dry Erase Tables by Marco Group

$215.95 - $485.95

ON SALE

Premier Series Trapezoid Desks by Marco Group

$166.95 - $197.95

WORTHINGTON DIRECT

Dry Erase Markerboard Top Tables and Desks

Filter by:

Price range:

Brand

Price range:

Price

Sort by:

Recommended

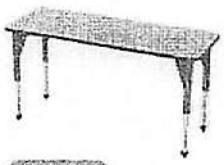

ON SALE

Premier Series Two Student Desk by Marco Group

$197.95 - $245.95

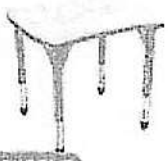

ON SALE

Premier Series Dog Bone Desks by Marco Group

$166.95 - $193.95

ON SALE

Premier Series Triangle Desks by Marco Group

$166.95 - $192.95

ON SALE

Premier Series Dry Erase Tables by Marco Group

$215.95 - $485.95

ON SALE

Premier Series Trapezoid Desks by Marco Group

$166.95 - $197.95

All dry erase desk ajustable

Subtotal: $142.94

1-48 of over 1,000 results for "dry erase desk adjustable"

Sort by: Featured

Proceed to checkout

This order contains a gift

Amazon Prime

Department

Office & School Supplies

Desk Accessories & Workspace Organizers

Dry Erase Boards

Home Office Furniture

Home Office Desks

Office Furniture & Lighting

Office Furniture Accessories

See All 12 Departments

Customer Reviews

& Up

& Up

& Up

& Up

Price

Under $25

$25 to $50

$50 to $100

$100 to $200

$200 & Above

$ Min | $ Max

Go

International Shipping

International Shipping Eligible

Condition

New

Used

Availability

Include Out of Stock

FLEXISPOT

Adjustable Standing De
Laptop

FLEXISPOT Standing Desk Converter - 35 Inch Height

FlexiSpot Motorized Standing Desk Converter- 40" Electric

Price and other details may vary based on product size.

Showing results for *dry erase desk adjustabl*

Search instead for dry erase desk ajustable

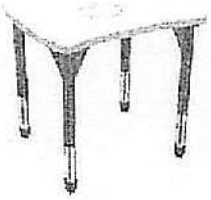

Sponsored

Marco Group Premier Series 24" x 28" Bone Shaped Adjustable Height Classroom De...

$239.88

FREE Delivery

Fri, Sep 5

Only 2 left in stack - order soon.

Sponsored

Seville Classics Airlift Tempered Glass Electric Sit-Stand USB Charging Computer...

(344)

$379.99

FREE Delivery

Fri, Sep 3

Sponsored

Marco Group Premier Series 43a-2272-22-BLK 41" x 23" Triangle Shaped Adjustable...

$179.81

FREE Delivery

Fri, Sep 3

Only 1 left in stack - order soon.





Mehaving Premium

Grant	Date	PO#	Vendor		Amount	Line #	Items
ESSER 1.0	7/3/2020	33850	CDW-G	$	399,175.00	71100429931	Chromebooks/licenses,flash drives/adapters
ESSER 1.0	12/9/2020	33930	ENA	$	39,773.46	71100429931	114 Kajeets
ESSER 1.0	7/8/2021	33853	TN Book Company	$	160,946.79	71100471931	HS social studies & science online resources
ESSER 1.0	1/29/2021	33965	Pearson	$	82,350.00	71100471931	450 seats of GradPoint
ESSER 1.0	7/30/2021	34106	Pearson	$	113,755.95	71100471931	231 seats of GradPoint
ESSER 2.0	3/17/2021	34003	95% Group	$	78,871.70	71100429934	Intervention materials
ESSER 2.0	3/18/2021	34005	Apple	$	22,816.00	72250499934	iPads for Univ.
ESSER 2.0	3/22/2021	34008	Carolina Biological	$	201,616.00	71100429934	Science curriculum kits
ESSER 2.0	3/22/2021	34009	ENA	$	21,346.60	71100429934	55 Kajeet
ESSER 2.0	3/24/2021	34019	Savvas	$	36,100.00	71100471934	RTI Success Maker software
ESSER 2.0	3/23/2021	34017	School Specialty	$	57,635.20	71100429934	MS science curriculum kits
ESSER 2.0	7/1/2021	34122	Energy Systems	$	868,491.00	76100707934	15 schools ionization
ESSER 2.0	7/15/2021	34097	Gov Connection	$	128,836.00	72250499934	HS 50 ViewSonic panels & Chromeboxes
ESSER 2.0	7/15/2021	34098	Gov Connection	$	128,836.00	72250499934	HS 50 ViewSonic panels & Chromeboxes
ESSER 2.0	7/15/2021	34099	Gov Connection	$	51,534.40	71200725934	20 ViewSonic Panels & Chromeboxes
ESSER 2.0	7/22/2021	34138	Gallopade	$	70,454.49	71100429934	SS through 6/30/2023
ESSER 2.0	7/22/2021	34011	Houghton-Mifflin Harcourt	$	219,222.20	71100449934	Math K-8 books
ESSER 2.0	7/22/2021	34101	Instructure	$	135,557.75	71100471934	CASE Benchmark
ESSER 2.0	7/22/2021	33951	IXL Learning	$	20,672.00	71100471934	IXL 5-8 SS & Science
ESSER 2.0	7/22/2021	34139	Benchmark Ed.	$	11,647.50	71100471934	Digital Oral Reading Reports K-5
ESSER 2.0	7/22/2021	34191	IXL Learning	$	12,825.00	71100471934	5-8 Math & ELA-Installment 1
ESSER 2.0	7/22/2021	34043	Focused Fitness	$	11,900.00	72120471934	Welnet Software-Fitness
ESSER 2.0	9/9/2021	34108	Frontier Health	$	10,000.00	72120399934	School based behavor specialists-contracted Aug.
ESSER 2.0	10/14/2021	34200	Frontier Health	$	10,000.00	72120399934	School based behavor specialists-contracted Sept.
ESSER 2.0	10/15/2021	34202	Gov Connection	$	91,374.50	72250499934	ViewSonic Bundles, Chromeboxes, warranty - 35 - TNVLA - Asbury
ESSER 3.0	10/11/2021	34198	Staples	$	98,990.00	71100429937	1,000 calculators
ESSER 3.0	10/11/2021	34192	IXL Learning	$	12,825.00	71100471937	Math & ELA-2nd & 3rd Installments

WASHINGTON COUNTY DEPARTMENT OF EDUCATION

RECEIVED 10/25/21

Jonesborough, Tennessee

School Educational **OVERNIGHT** Trip Authorization*

10-22-21
Date of Request

School David Crockett H.S. Date of Trip 12/26/21

Estimated Time of Departure 7:00AM and Return 12/31/21

Total Time Away 6 days

Destination(include location) Pensacola H.S., Pensacola, FL

Teacher Cody Connell Class basketball coach Grade

Chaperones Scott Britton
Jonah Nickles
Jeff Connell

Number of Students Involved 15

Estimated Total Miles (Both Ways) of Trip 1200

Bus Driver Cody Connell Bus Number VAN
Jonah Nickles VAN

Will the chaperones have a list (roll) that they are responsible for? Yes

As you plan the trip, will all children be given instructions as to what they should do if they become separated (lost) from the group? yes

Will you have on file parental release forms signed by parents or legal guardians? Yes

Explain the educational value of this trip:
basketball team will play in Christmas tournament

Total Cost Estimate: $10,000

Plans for meeting the costs: fundraisers have been completed

Transportation cost for education trips shall be calculated in the following manner:

$12.00 per hour for driver (2 hour minimum)
2.07 per hour to cover fixed charges (SS, Retirement, etc.)
$14.07 Total to be remitted to the Central Office

Reimbursement for the bus and fuel shall be made at the rate of $.75 per mile.

Principal's Signature — Date 10/25/21

APPROVED
BY WC SUPERINTENDENT

*Refer to Board Policy 4.302

Superintendent's Signature — Date 10/25/21

Date Approved by the Board of Education

WASHINGTON COUNTY DEPARTMENT OF EDUCATION

RECEIVED 10/26/2021

Jonesborough, Tennessee

School Educational **OVERNIGHT** Trip Authorization*

10-25-21
Date of Request

School David Crockett Date of Trip 3-25-22

Estimated Time of Departure 7 pm and Return 4-3-22

Total Time Away 9.5 days

Destination(include location) Gatlinburg (Rocky Top Sports World) and Foley, Alabama

Teacher _____ Class _____ Grade _____

Chaperones Chris Kuder, AJ Boyd, Bryan Burnett, Emily Marshall Number of Students Involved 22

Estimated Total Miles (Both Ways) of Trip 1,300

Bus Driver N/A Bus Number N/A

Will the chaperones have a list (roll) that they are responsible for? Yes

As you plan the trip, will all children be given instructions as to what they should do if they become separated (lost) from the group? yes

Will you have on file parental release forms signed by parents or legal guardians? yes

Explain the educational value of this trip:

Students will participate in two high-level soccer tournaments that provide them with a multitude of experiences they might not otherwise have. They will learn how to meal prep, budget, cook, clean, do laundry and a variety of other life skills. They will also experience meeting and competing against ~~other~~ athletes from various regions across the southeast United States.

Total Cost Estimate: $10,000

Plans for meeting the costs: Fundraising through multiple avenues and parents paying team fee to offset cost.

Transportation cost for education trips shall be calculated in the following manner:

$12.00 per hour for driver (2 hour minimum)
2.07 per hour to cover fixed charges (SS, Retirement, etc.)
$14.07 Total to be remitted to the Central Office

Reimbursement for the bus and fuel shall be made at the rate of $.75 per mile.

Principal's Signature — Date: 10/26/21

APPROVED
BY WC SUPERINTENDENT

*Refer to Board Policy 4.302

Superintendent's Signature — Date: 10/26/21

Date Approved by the Board of Education

RECEIVED 10/11/21

WASHINGTON COUNTY DEPARTMENT OF EDUCATION

Jonesborough, Tennessee

School Educational **OVERNIGHT** Trip Authorization*

Oct 11
Date of Request

School David Crockett Date of Trip Dec 27-31

Estimated Time of Departure Dec 27 and Return Dec 31

Total Time Away 5 days

Destination(include location) Charleston South Carolina

Teacher Thomas Gough Class Girls Basketball Grade 5-7

Chaperones Jerry Day
Emily Sizemore
James Hunnicutt

Number of Students Involved 13

Estimated Total Miles (Both Ways) of Trip 750

Bus Driver Jerry Day Bus Number 27

Will the chaperones have a list (roll) that they are responsible for? Yes

As you plan the trip, will all children be given instructions as to what they should do if they become separated (lost) from the group? Yes

Will you have on file parental release forms signed by parents or legal guardians? Yes

Explain the educational value of this trip:
Allow the girls to compete in tournament atmosphere

Total Cost Estimate: $4000

Plans for meeting the costs: Money Raised by Boosters already completed

Transportation cost for education trips shall be calculated in the following manner:

12
$~~8~~.00 per hour for driver (2 hour minimum)
2~~1~~.07 per hour to cover fixed charges (SS, Retirement, etc.)
~~$9.00~~ Total to be remitted to the Central Office
14.07
Reimbursement for the bus an dfuel shall be made at the rate of $.75 per mile.

Date approved by Board _____

*Refer to Board Policy 4.302

Principal's Signature _____ Date 10-11-21

APPROVED BY WC SUPERINTENDENT

Director of Schools Signature _____ Date 10/11/21

WASHINGTON COUNTY DEPARTMENT OF EDUCATION

RECEIVED 10/28/21 [illegible]

Jonesborough, Tennessee

School Educational **OVERNIGHT** Trip Authorization*

10/25/21 Date of Request

School David Crockett High School Date of Trip 3/31 - 4/2 (2022)

Estimated Time of Departure 8:00 am and Return 8:00 pm

Total Time Away 2 1/2 Days

Destination(include location) Murfreesboro, TN

Teacher Street, Spencer Class Baseball Grade 9-12

Jacob Adkins

~~Ryan Burger~~

Chaperones ~~Jacob Adkins~~ Mike Street Number of Students Involved 20

Brian Miller, Joe Anderson Estimated Total Miles (Both Ways) of Trip 550 miles

Ryan Burger

Bus Driver _____ Bus Number _____

Will the chaperones have a list (roll) that they are responsible for? Yes

As you plan the trip, will all children be given instructions as to what they should do if they become separated (lost) from the group? Yes

Will you have on file parental release forms signed by parents or legal guardians? Yes

Explain the educational value of this trip:

Baseball Tournament

Total Cost Estimate: Booster Club is Financing - 2,000$

Plans for meeting the costs:

Transportation cost for education trips shall be calculated in the following manner:

$12.00 per hour for driver (2 hour minimum)
2.07 per hour to cover fixed charges (SS, Retirement, etc.)
$14.07 Total to be remitted to the Central Office

Reimbursement for the bus and fuel shall be made at the rate of $.75 per mile.

Principal's Signature — Date 10-28-21

APPROVED
BY WC SUPERINTENDENT

*Refer to Board Policy 4.302

Superintendent's Signature — Date 10/28/21

Date Approved by the Board of Education

RECEIVED 10/28/21 Jm

WASHINGTON COUNTY DEPARTMENT OF EDUCATION

Jonesborough, Tennessee

School Educational **OVERNIGHT** Trip Authorization*

10/25/21
Date of Request

School David Crockett High School Date of Trip 4-14 through 4-16 (2022)

Estimated Time of Departure 8:00 am and Return 8:00 pm

Total Time Away 2½ Days

Destination(include location) Knoxville, TN

Teacher Spencer Street Class Baseball Team Grade 7-12
Jacob Adkins

Chaperones Joe Anderson Number of Students Involved 20
Ryan Burger Estimated Total Miles (Both Ways) of Trip 350
Mike Street

Bus Driver _____ Bus Number _____

Will the chaperones have a list (roll) that they are responsible for? Yes

As you plan the trip, will all children be given instructions as to what they should do if they become separated (lost) from the group? Yes

Will you have on file parental release forms signed by parents or legal guardians? Yes

Explain the educational value of this trip:
Baseball Tournament

Total Cost Estimate: 2,000 $

Plans for meeting the costs: Boosters will Finance

Transportation cost for education trips shall be calculated in the following manner:

$12.00 per hour for driver (2 hour minimum)
2.07 per hour to cover fixed charges (SS, Retirement, etc.)
$14.07 Total to be remitted to the Central Office

Reimbursement for the bus and fuel shall be made at the rate of $.75 per mile.

Principal's Signature — Date: 10-28-21

APPROVED
BY WC SUPERINTENDENT

*Refer to Board Policy 4.302

Superintendent's Signature — Date: 10/28/21

Date Approved by the Board of Education

RECEIVED 10/28/21 JM

Jennifer Moore

From: JOSH KITE <kitej@wcde.org> on behalf of JOSH KITE
Sent: Thursday, October 28, 2021 5:48 PM
To: Jennifer Moore
Subject: Fwd: Cross Country Meets

Sent from my iPhone

Begin forwarded message:

From: MARK JENNINGS <jenningsm@wcde.org>
Date: October 28, 2021 at 5:47:15 PM EDT
To: Josh Kite <kitej@wcde.org>
Subject: Cross Country Meets

The Meets we need school board permission for are:

(1) The TSSAA State Meet at Hendersonville Tennessee. The meet is on the 4th. We would need to leave on the 3rd and spend the night.

(2) The Eastbay South Cross Country Championships on November 27th in Charlotte, NC, We would leave on the 26th and spend the night and come back on the 27th. This is over Thanksgiving Break, so no school time would be missed. Boone is going also.

Thanks

Jennings

APPROVED
BY WC SUPERINTENDENT
10/29/21

RECEIVED 11/2/21 JM

WASHINGTON COUNTY DEPARTMENT OF EDUCATION

Jonesborough, Tennessee

School Educational **OVERNIGHT** Trip Authorization*

Nov. 1st, 2021
Date of Request

School Daniel Boone H.S. Date of Trip Nov 18-20, 2021

Estimated Time of Departure Nov 18, 9:00AM and Return Nov 20 - 6pm

Total Time Away 3 days

Destination(include location) Maryville College / All-East Honors' Choir

Teacher Mrs Melissa Powers Class Reflections Grade 10-12

Chaperones Ms. Alisa Brandenburg Number of Students Involved 11

Estimated Total Miles (Both Ways) of Trip 200

Bus Driver — Bus Number —

2 school vans

Will the chaperones have a list (roll) that they are responsible for? yes

As you plan the trip, will all children be given instructions as to what they should do if they become separated (lost) from the group? yes

Will you have on file parental release forms signed by parents or legal guardians? yes

Explain the educational value of this trip:
Students have successful completed 2 Rounds of vocal auditions to be chosen for this Honors' Choir. They will work for 2½ days with a professional Conductor, and sing in a concert on Sat Nov. 20th at 2:30pm.

Total Cost Estimate: $100.00 per student / remainder of costs covered by Choral Boosters

Plans for meeting the costs: previous fundraiser (Gourmet Popcorn)

Transportation cost for education trips shall be calculated in the following manner:

$12.00 per hour for driver (2 hour minimum)
2.07 per hour to cover fixed charges (SS, Retirement, etc.)
$14.07 Total to be remitted to the Central Office

Reimbursement for the bus and fuel shall be made at the rate of $.75 per mile.

Jim Campbell
Principal's Signature

11/1/21
Date

APPROVED
BY WC SUPERINTENDENT

*Refer to Board Policy 4.302

Superintendent's Signature

11/2/21
Date

Date Approved by the Board of Education

Updated 8/13/2021

WASHINGTON COUNTY DEPARTMENT OF EDUCATION

RECEIVED 11/3/21 Tony

Jonesborough, Tennessee

School Educational **OVERNIGHT** Trip Authorization*

Nov. 2, 2021
Date of Request

School DCHS Date of Trip Nov 18-20

Estimated Time of Departure 1pm Thurs 11/18 and Return 10pm Sat 11/20

Total Time Away 2 days + 10ish hours

Destination(include location) Manville College, Alcoa/ Manville TN

Teacher Davenport, Kelly Class Madrigal Singers Grade 12
Harris, Doug

Chaperones Kelly Davenport Number of Students Involved 3
Doug Harris Estimated Total Miles (Both Ways) of Trip 250

Bus Driver school vans! Bus Number —
driven by Davenport/ Harris

Will the chaperones have a list (roll) that they are responsible for? Yes

As you plan the trip, will all children be given instructions as to what they should do if they become separated (lost) from the group? Yes

Will you have on file parental release forms signed by parents or legal guardians? Yes

Explain the educational value of this trip:
The 3 students who auditioned and passed will have an opportunity to collaborate with students from Bristol to Chattanooga in an advanced choir experience. They rehearse for those days from a prestigious conductor and learn so many musical ideas that they'll be able to apply to singing forever.

Total Cost Estimate: $130 per student fee for All Cast registration fee & part of hotel.

Plans for meeting the costs: Choral Department will offset remaining cost from acct.

Thanks! KDavenport

Transportation cost for education trips shall be calculated in the following manner:

$12.00 per hour for driver (2 hour minimum)
2.07 per hour to cover fixed charges (SS, Retirement, etc.)
$14.07 Total to be remitted to the Central Office

Reimbursement for the bus and fuel shall be made at the rate of $.75 per mile.

Principal's Signature — Date 11/3/21

APPROVED BY WC SUPERINTENDENT

*Refer to Board Policy 4.302

Superintendent's Signature — Date

Date Approved by the Board of Education

Updated 8/13/2021

WASHINGTON COUNTY DEPARTMENT OF EDUCATION

11/4/21 Jm

RECEIVED

Jonesborough, Tennessee

School Educational **OVERNIGHT** Trip Authorization*

11/3/21
Date of Request

School David Crockett Date of Trip 12/04/21

Estimated Time of Departure 5:00 am and Return 12/10/21

Total Time Away 6 days

Destination(include location) Varsity Spirit All-American, Honolulu, Hawaii

Teacher Chelsey Yoakley Class Varsity All-American Cheer Grade 12th

Chaperones Chelsey Yoakley Number of Students Involved 4

Parents of Cheerleaders Estimated Total Miles (Both Ways) of Trip 9,000 +

Bus Driver _____ Bus Number _____

Will the chaperones have a list (roll) that they are responsible for? yes

As you plan the trip, will all children be given instructions as to what they should do if they become separated (lost) from the group? yes

Will you have on file parental release forms signed by parents or legal guardians? Parents are attending

Explain the educational value of this trip:

See Attached

Total Cost Estimate: $2200 per participant

Plans for meeting the costs: Cheerleaders are responsible for own costs. They have completed some fundraising on their own to offset personal costs.

Transportation cost for education trips shall be calculated in the following manner:

$12.00 per hour for driver (2 hour minimum)
2.07 per hour to cover fixed charges (SS, Retirement, etc.)
$14.07 Total to be remitted to the Central Office

Reimbursement for the bus and fuel shall be made at the rate of $.75 per mile.

Principal's Signature _____ Date 11/4/21

APPROVED
BY WC SUPERINTENDENT

*Refer to Board Policy 4.302

Superintendent's Signature _____ Date 11/4/21

_____
Date Approved by the Board of Education

The purpose of this trip is to represent David Crockett Cheerleading on a national scale. These four Varsity Cheerleaders, Joshua Waldrop, Brooke Dinnes, Alyson Ross and Libbie Woodley were named All-American at UCA(Universal Cheer Association) camp this past July. Because they received this honor they had the opportunity to attend this trip. During this trip they will get to explore many historically relevant sites and learn more about the polynesian culture. They will also perform in the 80th annual Pearl Harbor Memorial Parade! This is a once in a lifetime opportunity for these 4 senior athletes.

Varsity Spirit will be hosting cheerleaders from all over the United States for this event. Varsity spirit will also provide additional chaperones for group events. Also each of the 4 cheerleaders attending also have their parents acting as chaperones. I, Chelsey Yoakley, head cheer coach, will also be acting as a chaperone for all participants.

SATURDAY, DECEMBER 4, 2021:

- Arrive in Honolulu, HI with transportation to the Waikiki Beach Marriot Resort and Spa!
- Registration is available throughout the day.

SUNDAY, DECEMBER 5, 2021:

- Tour of Pearl Harbor! Trip includes visit to the USS Arizona Memorial and the USS Missouri
- Enjoy the rest of the day at Waikiki Beach!

MONDAY, DECEMBER 6, 2021:

- Morning rehearsal
- Afternoon trip to the Polynesian Cultural Center. Enjoy a luau and show while learning about the different Hawaiian cultures.

TUESDAY, DECEMBER 7, 2021:

- Free morning
- This evening participate in the 80th Annual Pearl Harbor Memorial Parade
- After performance enjoy a picnic dinner with other parade participants

WEDNESDAY, DECEMBER 8, 2021:

- Diamond Head State Monument

- Enjoy the rest of the day!

THURSDAY DECEMBER 9, 2021:

- Departure to Home City

Boone Creek Elementary

Proposal

Prepared for: Dr. Jarrod Adams, Ms. Jordan Hughes, Mr. Arron Christian

Prepared by Jake Peterman
Jake@greatsouthernrec.com
865-455-3879

Boone Creek Elementary
Pricing Summary

Item	Price
Pre K – 1st Equipment	$78,886.00
Grade 2nd – 4th Equipment	$61,085.00
Grade 5th – 8th Equipment	$48,556.00

Combining the following allows for a lower price.

Pooled Items	Price
Installation of Equipment and Shade	$75,755.69
Surfacing with installation	$20,075.00
Steel Surcharges effective (7/17/2021)	$15,656.00
Freight	$21,000.00

Discounts	Price
Omnia Partners CO-Op Discount	$14,692.70
Playcraft Promo Discount (if bought before 11-12-2021)	$6,415.00

TOTAL= $299,905.99

1-800-390-8438
www.GreatSouthernRec.com

eautiful Outdoor Spaces, we can ALL be proud of

ORGANIZATION:	Washington Co Schools - Boones Creek ES
CONTACT:	Jordan Hughes
ADDRESS:	
PHONE:	

PROJECT TITLE:	
REVISION:	
OPTION:	Master - Client

Official Quote from Great Southern Recreation

TERRITORY MANAGER	DATE	TERRITORY	COUNTY	TERMS	COLORS
Jake Peterman	10/22/2021	2	Washington	Net 15	

PART NUMBER	QUANTITY	DESCRIPTION	UNIT PRICE	TOTAL
R3HDDA1FA	1	Playcraft Custom Structure	$ 24,600.00	$ 24,600.00
PC 2181	1	Playcraft Single Post Swings (2 bays with inclusvie bay)	$ 6,529.00	$ 6,529.00
R5024ABEA	1	Playcraft Sensory Panel	$ 2,805.00	$ 2,805.00
R50AC9DDA	1	Playcraft Instrument Panel	$ 2,003.00	$ 2,003.00
PC 1905	1	Playcraft Thunderdome	$ 7,462.00	$ 7,462.00
	1	Superior Cantilever Shade 20'x8'x8'	$ 4,752.00	$ 4,752.00
REV8DD09B	1	Playcraft Custom Revolution Structure	$ 30,735.00	$ 30,735.00
CUSTOM	1	Playcraft Custom Structure	$ 29,216.00	$ 29,216.00
PC 2181	1	Playcraft Single Post Swings (2 bays with inclusvie bay)	$ 5,762.00	$ 5,762.00
	1	Berliner IKO Ball	$ 21,355.00	$ 21,355.00
	1	Superior Cantilever Shade 20'x8'x8'	$ 4,752.00	$ 4,752.00
	1	Superior 30'x20' Hip End Shade Pavilion	$ 6,956.00	$ 6,956.00
				$ -
			SUBTOTAL FOR EQUIPMENT	$ 146,927.00
			Certified Southern-built ™ Installation	$ 69,055.69
SAFETY SURFACE (SQ FT)	3150	Engineered Wood Fiber Safety Surfacing (Pre K-1)	$ 1.45	$ 4,567.50
SAFETY SURFACE	3600	Engineered Wood Fiber Safety Surfacing (2-5)	$ 1.45	$ 5,220.00
	Explain Surfacing Details: 12" depth Engineered Wood Fiber Surfacing with a Geo textile base			
BORDER (FT)	228	12" Interlocking Playground Borders	$ 11.25	$ 2,565.00
BORDER (FT)	292	12" Interlocking Playground Borders	$ 11.25	$ 3,285.00
ACCESSIBILTY	2	6" Interlocking Accessibility Ramp	$ 700.00	$ 1,400.00
MISCELLANEOUS	1	*Playcraft Materials Surcharge*	$ 15,656.00	$ 15,656.00
CONCRETE (SQ FOOT)	600	*30'x20' Concrete Slab under 30'x20' Shade (Grade 6th-8th paviilion*	$ 11.00	$ 6,600.00
MISCELLANEOUS	1	*50'x80' Black Top Ashpalt Basketball Court with Stone base*	$ 35,000.00	$ 35,000.00
MISCELLANEOUS	1	*Cantilever Shade Installation*	$ 6,700.00	$ 6,700.00
MISCELLANEOUS	6750	*Geotextile Fabric - Sub base for Wood mulch*	$ 0.45	$ 3,037.50
DISCOUNT	10%	OMNIA PARTNERS CO-OP DISCOUNT		$ (14,692.70)
POINTS PROMO	1	PLAYCRAFT POINTS PROMO		$ (6,415.00)
			SUBTOTAL	$ 278,905.99

TAX RATE	9.00%
SALES TAX	-

BONDS	
EQUIPMENT FREIGHT	18,000.00
SURFACE FREIGHT	3,000.00

TOTAL	$ 299,905.99

Please Note Exclusions and Expectations on Attached Contract Form

Boone Creek Elementary Pricing Summary – RUBBER SURFACING

Item	Price
Pre K – 1st Equipment	$78,886.00
Grade 2nd – 4th Equipment	$61,085.00
Grade 5th – 8th Equipment	$48,556.00

Combining the following allows for a lower price.

Pooled Items	Price
Installation of Equipment and Shade	$75,755.69
Surfacing with installation	$129,670.00
Steel Surcharges effective (7/17/2021)	$15,656.00
Freight	$21,000.00

Discounts	Price
Omnia Partners CO-Op Discount	$14,692.70
Playcraft Promo Discount (if bought before 11-12-2021)	$6,415.00

TOTAL= $409,500.99

1-800-390-8438
www.GreatSouthernRec.com

eautiful Outdoor Spaces, we can ALL be proud of

ORGANIZATION:	Washington Co Schools - Boones Creek ES
CONTACT:	Jordan Hughes
ADDRESS:	
PHONE:	

PROJECT TITLE:	
REVISION:	
OPTION:	Master - Client with RUBBER SURFACING

Official Quote from Great Southern Recreation

TERRITORY MANAGER	DATE	TERRITORY	COUNTY	TERMS	COLORS
Jake Peterman	10/22/2021	2	Washington	Net 15	

PART NUMBER	QUANTITY	DESCRIPTION	UNIT PRICE	TOTAL
R3HDDA1FA	1	Playcraft Custom Structure	$ 24,600.00	$ 24,600.00
PC 2181	1	Playcraft Single Post Swings (2 bays with inclusvie bay)	$ 6,529.00	$ 6,529.00
R5024ABEA	1	Playcraft Sensory Panel	$ 2,805.00	$ 2,805.00
R50AC9DDA	1	Playcraft Instrument Panel	$ 2,003.00	$ 2,003.00
PC 1905	1	Playcraft Thunderdome	$ 7,462.00	$ 7,462.00
	1	Superior Cantilever Shade 20'x8'x8'	$ 4,752.00	$ 4,752.00
REV8DD09B	1	Playcraft Custom Revolution Structure	$ 30,735.00	$ 30,735.00
CUSTOM	1	Playcraft Custom Structure	$ 29,216.00	$ 29,216.00
PC 2181	1	Playcraft Single Post Swings (2 bays with inclusvie bay)	$ 5,762.00	$ 5,762.00
	1	Berliner IKO Ball	$ 21,355.00	$ 21,355.00
	1	Superior Cantilever Shade 20'x8'x8'	$ 4,752.00	$ 4,752.00
	1	Superior 30'x20' Hip End Shade Pavilion	$ 6,956.00	$ 6,956.00
				$ -
			SUBTOTAL FOR EQUIPMENT	$ 146,927.00
			Certified Southern-built ™ Installation	$ 69,055.69
SAFETY SURFACE (SQ FT)	3150	Poured IN Place Rubber Surfacine (Pre K-1)	$ 13.50	$ 42,525.00
SAFETY SURFACE (SQ FT)	3600	Poured IN Place Rubber Surfacine (2-4)	$ 13.50	$ 48,600.00
	Explain Surfacing Details: Poured In Place Rubber Surfacing with a 3" compacted Stone base			
MISCELLANEOUS	6750	*3" Compacted Stone Sub base for PIP Rubber*	$ 3.50	$ 23,625.00
BORDER (FT)	228	6" x 4" Concrete Borders	$ 26.00	$ 5,928.00
BORDER (FT)	292	6" x 4" Concrete Borders	$ 26.00	$ 7,592.00
ACCESSIBILTY	2	6" Interlocking Accessibility Ramp	$ 700.00	$ 1,400.00
MISCELLANEOUS	1	*Playcraft Materials Surcharge*	$ 15,656.00	$ 15,656.00
CONCRETE (SQ FOOT)	600	*30'x20' Concrete Slab under 30'x20' Shade (Grade 6th-8th paviilion*	$ 11.00	$ 6,600.00
MISCELLANEOUS	1	*50'x80' Black Top Ashpalt Basketball Court with Stone*	$ 35,000.00	$ 35,000.00
MISCELLANEOUS	1	*Cantilever Shade Installation*	$ 6,700.00	$ 6,700.00
DISCOUNT	10%	OMNIA PARTNERS CO-OP DISCOUNT		$ (14,692.70)
POINTS PROMO	1	PLAYCRAFT POINTS PROMO		$ (6,415.00)
		SUBTOTAL		$ 388,500.99

TAX RATE	9.00%
SALES TAX	-
BONDS	
EQUIPMENT FREIGHT	18,000.00
SURFACE FREIGHT	3,000.00
TOTAL	$ 409,500.99

Please Note Exclusions and Expectations on Attached Contract Form

Pre K – 1st Grade Playground Proposal

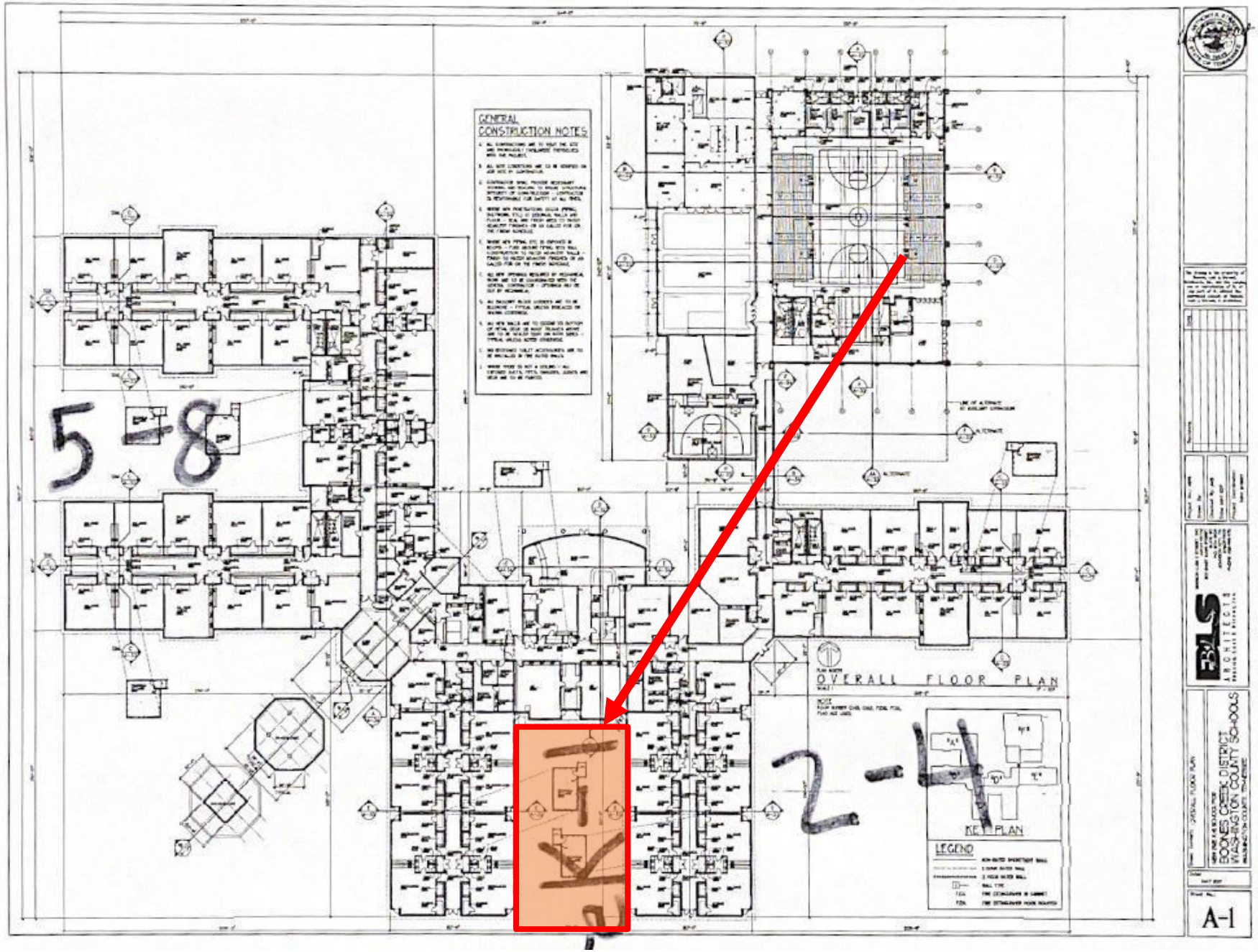
GENERAL CONSTRUCTION NOTES
OVERALL FLOOR PLAN
KEY PLAN
LEGEND
5-8
2-4
A-1

Boone Creek Elementary Pre K – 1st Playground

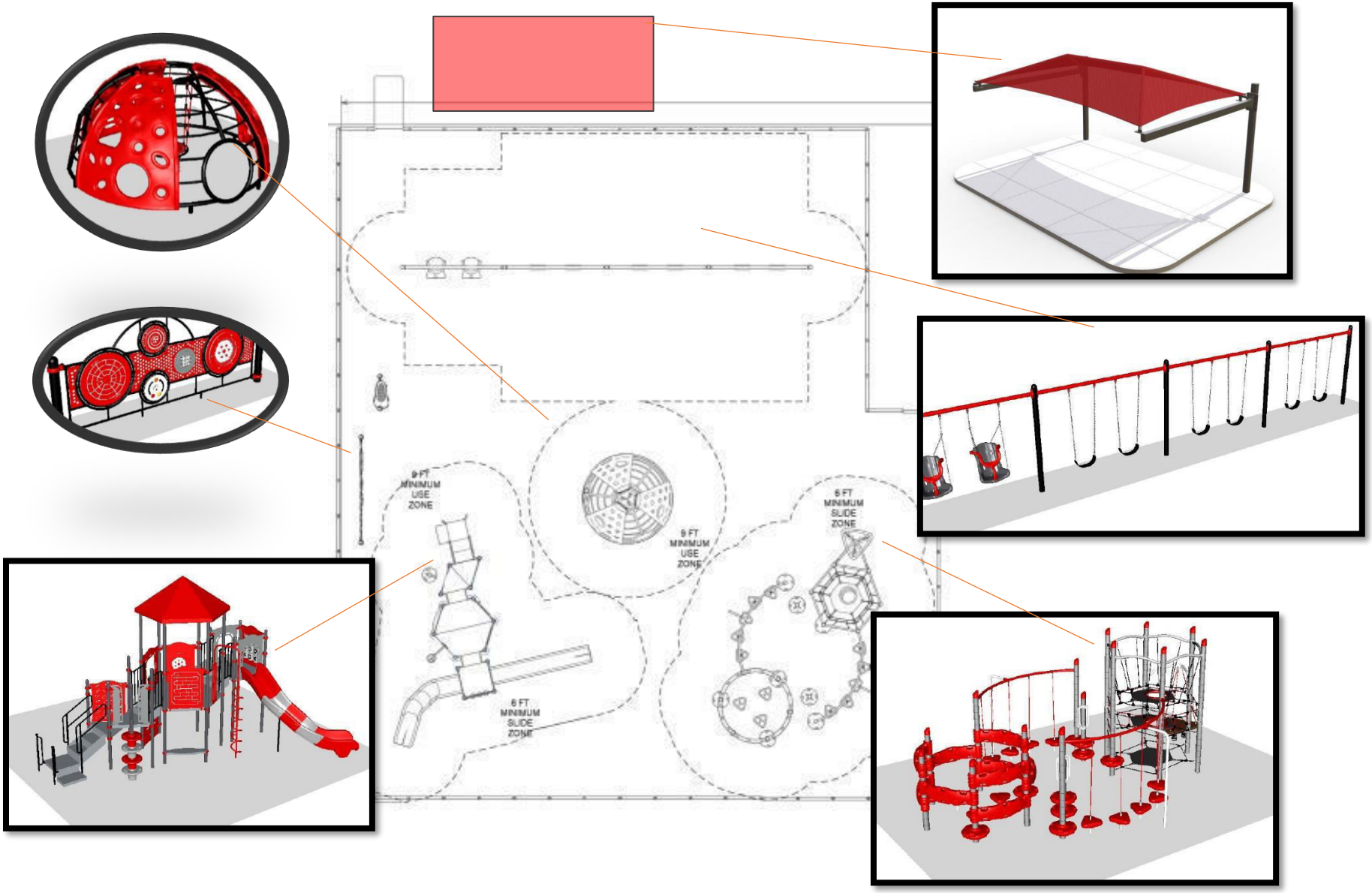



WCS-BOONES CREEK ES

TOP VIEW

ADA ACCESSIBILITY GUIDELINE - ADAAG CONFORMANCE

ELEVATED	ACCESSIBLE	RAMP ACCESSIBLE	GROUND	TYPES
0	0/0	0	7/0	2/0

RV5

FOR KIDS AGES 2-12

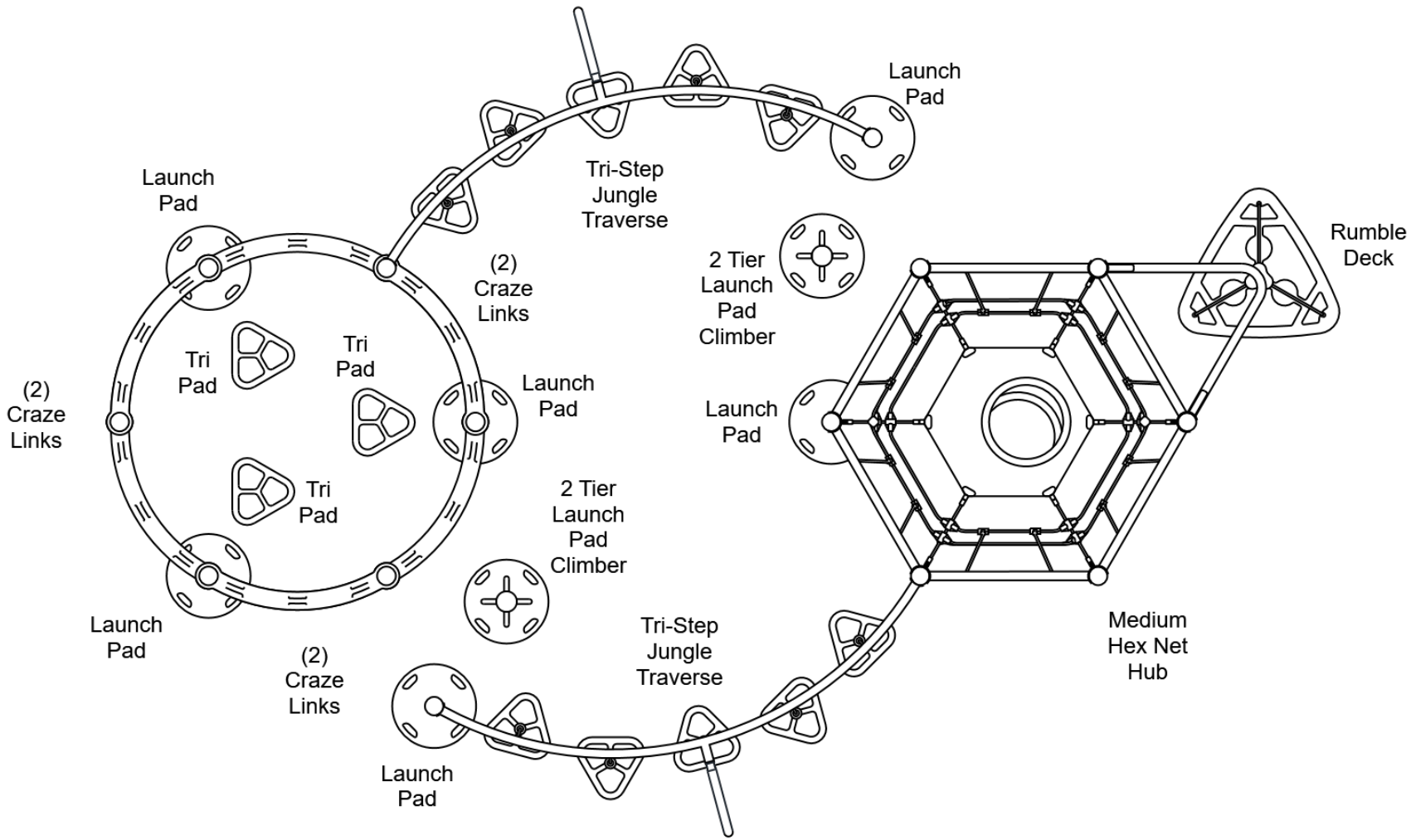

GENERAL NOTES:

This conceptual plan is based on information provided prior to construction. Detailed site information, including the following, should be obtained, evaluated, and utilized in the final project design. Exact site dimensions, topography, existing utilities, soil conditions and drainage solutions.

WARNING: Accessible safety surfacing material is required beneath and around this equipment that has a critical height value (Fall Height) appropriate for the highest accessible part of this equipment. Refer to the CPSC'S Handbook For Public Playground Safety, Section 4: Surfacing.

STRUCTURE#: REV8DD09B

PROJECT#: GSR2158234B-3

DATE: 10/22/2021

MIN. USE ZONE: 40' x 29'

PLAYCRAFT REP:

Great Southern Recreation

WCS-BOONES CREEK ES

TOP VIEW

ADA ACCESSIBILITY GUIDELINE - ADAAG CONFORMANCE

ELEVATED	ACCESSIBLE	RAMP ACCESSIBLE	GROUND	TYPES
0	0/0	0	6/0	4/0

R5

FOR KIDS AGES 5-12

GENERAL NOTES:

This conceptual plan is based on information provided prior to construction. Detailed site information, including the following, should be obtained, evaluated, and utilized in the final project design. Exact site dimensions, topography, existing utilities, soil conditions and drainage solutions.

WARNING: Accessible safety surfacing material is required beneath and around this equipment that has a critical height value (Fall Height) appropriate for the highest accessible part of this equipment. Refer to the CPSC'S Handbook For Public Playground Safety, Section 4: Surfacing.

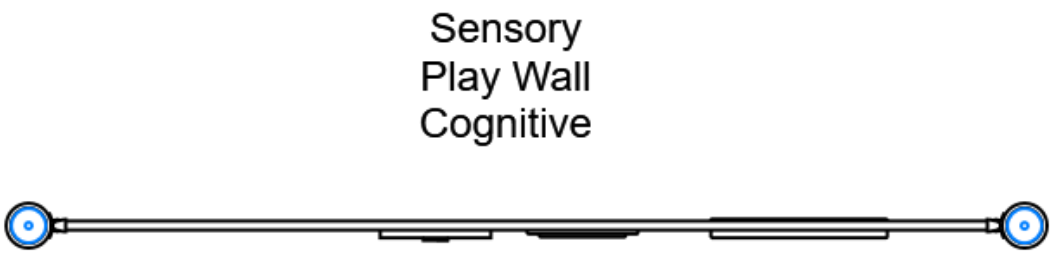

STRUCTURE#: R5024ABEA

PROJECT#: GSR2158234B-3

DATE: 10/22/2021

MIN. USE ZONE: 13' x 1'

PLAYCRAFT REP:

Great Southern Recreation

WCS-BOONES CREEK ES

TOP VIEW

ADA ACCESSIBILITY GUIDELINE - ADAAG CONFORMANCE

ELEVATED	ACCESSIBLE	RAMP ACCESSIBLE	GROUND	TYPES
0	0/0	0	1/0	1/0

R5

FOR KIDS AGES 2-5

Solo Music Panel

GENERAL NOTES:

This conceptual plan is based on information provided prior to construction. Detailed site information, including the following, should be obtained, evaluated, and utilized in the final project design. Exact site dimensions, topography, existing utilities, soil conditions and drainage solutions.

WARNING: Accessible safety surfacing material is required beneath and around this equipment that has a critical height value (Fall Height) appropriate for the highest accessible part of this equipment. Refer to the CPSC'S Handbook For Public Playground Safety, Section 4: Surfacing.

STRUCTURE#: R50AC9DDA

PROJECT#: GSR2158234B-3

DATE: 10/22/2021

MIN. USE ZONE: 5' x 2'

PLAYCRAFT REP:

Great Southern Recreation

WCS-BOONES CREEK ES

TOP VIEW

ADA ACCESSIBILITY GUIDELINE - ADAAG CONFORMANCE

ELEVATED	ACCESSIBLE	RAMP ACCESSIBLE	GROUND	TYPES
8	1/4	0	2/3	1/3

RH3

FOR KIDS AGES 2-12

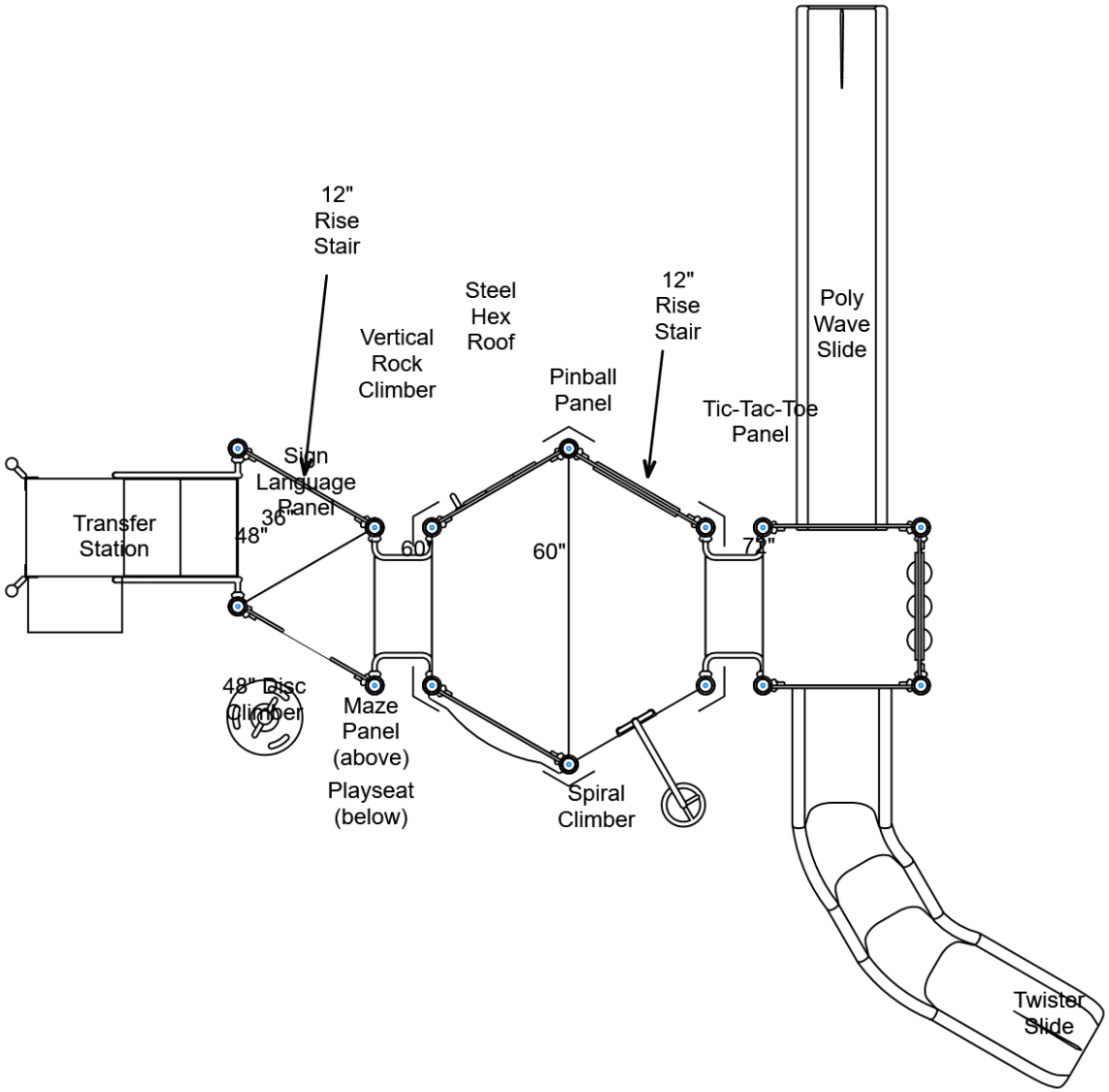

GENERAL NOTES:

This conceptual plan is based on information provided prior to construction. Detailed site information, including the following, should be obtained, evaluated, and utilized in the final project design. Exact site dimensions, topography, existing utilities, soil conditions and drainage solutions.

WARNING: Accessible safety surfacing material is required beneath and around this equipment that has a critical height value (Fall Height) appropriate for the highest accessible part of this equipment. Refer to the CPSC'S Handbook For Public Playground Safety, Section 4: Surfacing.

STRUCTURE#: R3HDDA1FA

PROJECT#: GSR2158234B-3

DATE: 10/22/2021

MIN. USE ZONE: 37' x 36'

PLAYCRAFT REP:

Great Southern Recreation

WCS-BOONES CREEK ES
TOP VIEW

ADA ACCESSIBILITY GUIDELINE - ADAAG CONFORMANCE

ELEVATED	ACCESSIBLE	RAMP ACCESSIBLE	GROUND	TYPES
0	0/0	0	1/0	1/0

FOR KIDS
AGES
2-12

PC 1905
THUNDER
DOME

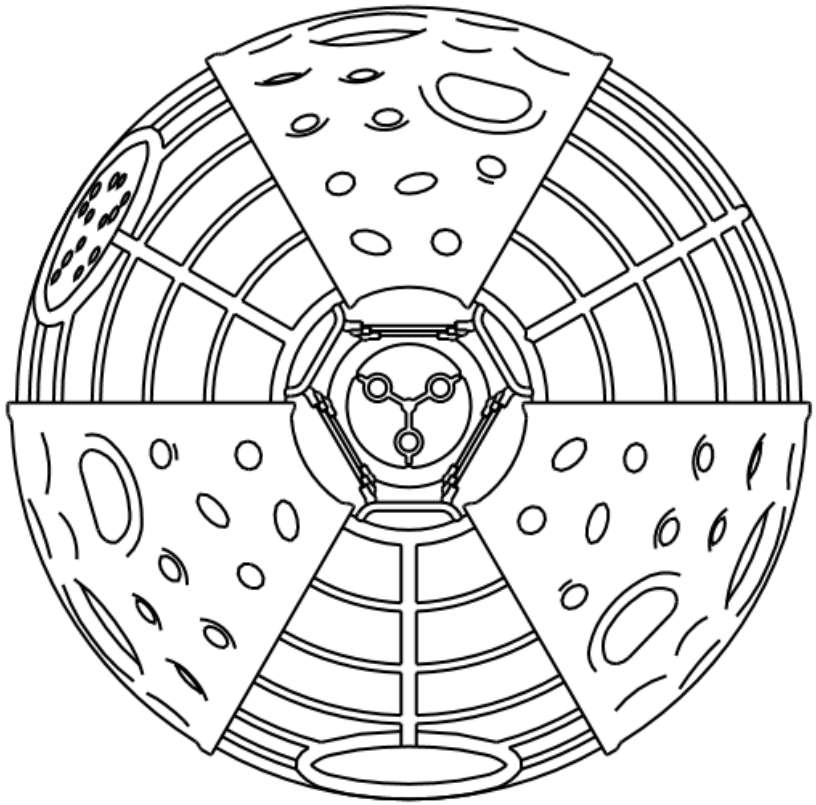

GENERAL NOTES:

This conceptual plan is based on information provided prior to construction. Detailed site information, including the following, should be obtained, evaluated, and utilized in the final project design. Exact site dimensions, topography, existing utilities, soil conditions and drainage solutions.

WARNING: Accessible safety surfacing material is required beneath and around this equipment that has a critical height value (Fall Height) appropriate for the highest accessible part of this equipment. Refer to the CPSC'S Handbook For Public Playground Safety, Section 4: Surfacing.

STRUCTURE#: FREPC1905
PROJECT#: GSR2158234B-3
DATE: 10/22/2021

MIN. USE ZONE: 23' x 23'

PLAYCRAFT REP:
Great Southern Recreation

WCS-BOONES CREEK ES

TOP VIEW

ADA ACCESSIBILITY GUIDELINE - ADAAG CONFORMANCE

ELEVATED	ACCESSIBLE	RAMP ACCESSIBLE	GROUND	TYPES
0	0/0	0	8/0	1/0

FOR KIDS
AGES
5-12

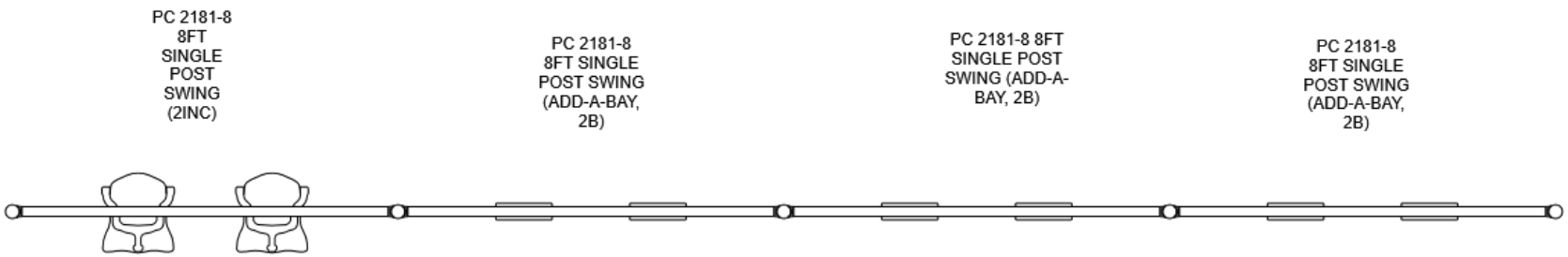

GENERAL NOTES:

This conceptual plan is based on information provided prior to construction. Detailed site information, including the following, should be obtained, evaluated, and utilized in the final project design. Exact site dimensions, topography, existing utilities, soil conditions and drainage solutions.

WARNING: Accessible safety surfacing material is required beneath and around this equipment that has a critical height value (Fall Height) appropriate for the highest accessible part of this equipment. Refer to the CPSC'S Handbook For Public Playground Safety, Section 4: Surfacing.

STRUCTURE#: FREPC2181+AB

PROJECT#: GSR2158234B-3

DATE: 10/22/2021

MIN. USE ZONE: 59' x 31'

PLAYCRAFT REP:

Great Southern Recreation

WCS-BOONES CREEK ES
TOP VIEW

ADA ACCESSIBILITY GUIDELINE - ADAAG CONFORMANCE

ELEVATED	ACCESSIBLE	RAMP ACCESSIBLE	GROUND	TYPES
0	0/0	0	0/0	0/0



GENERAL NOTES:

This conceptual plan is based on information provided prior to construction. Detailed site information, including the following, should be obtained, evaluated, and utilized in the final project design. Exact site dimensions, topography, existing utilities, soil conditions and drainage solutions.

WARNING: Accessible safety surfacing material is required beneath and around this equipment that has a critical height value (Fall Height) appropriate for the highest accessible part of this equipment. Refer to the CPSC'S Handbook For Public Playground Safety, Section 4: Surfacing.

STRUCTURE#: STAPC540407+1205/1

PROJECT#: GSR2158234B-3

DATE: 10/22/2021

PLAYCRAFT REP:

Great Southern Recreation

WCS-BOONES CREEK ES

SW VIEW

RV5

FOR KIDS
AGES
2-12

STRUCTURE#: REV8DD09B

PROJECT#: GSR2158234B-3

DATE: 10/22/2021

WCS-BOONES CREEK ES

NE VIEW

RV5

FOR KIDS
AGES
2-12

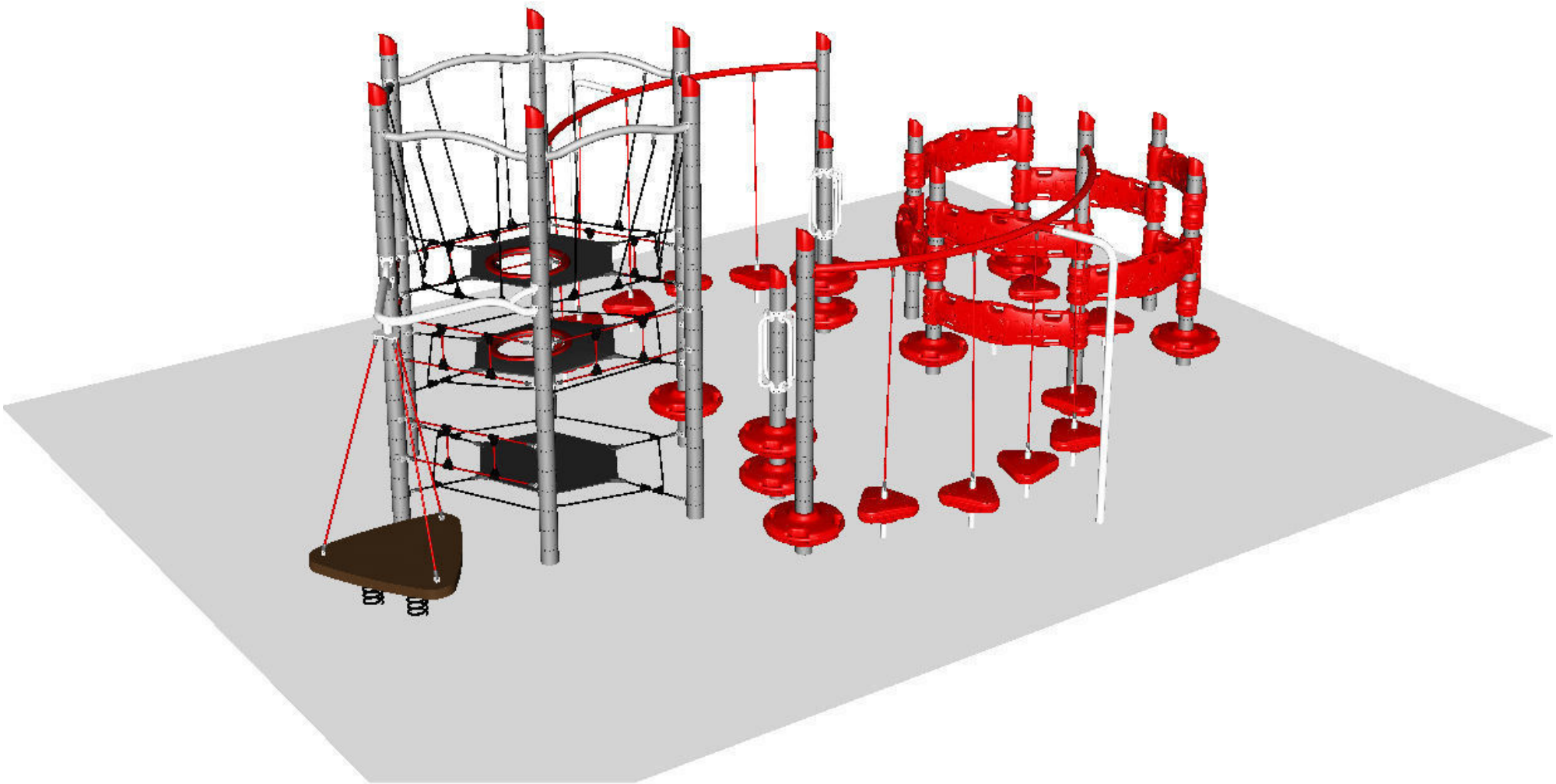

STRUCTURE#: REV8DD09B

PROJECT#: GSR2158234B-3

DATE: 10/22/2021

WCS-BOONES CREEK ES

SW VIEW

R5

FOR KIDS
AGES
5-12



STRUCTURE#: R5024ABEA

PROJECT#: GSR2158234B-3

DATE: 10/22/2021

WCS-BOONES CREEK ES

NE VIEW

R5

FOR KIDS
AGES
5-12



STRUCTURE#: R5024ABEA

PROJECT#: GSR2158234B-3

DATE: 10/22/2021

WCS-BOONES CREEK ES

SW VIEW

R5

FOR KIDS
AGES
2-5

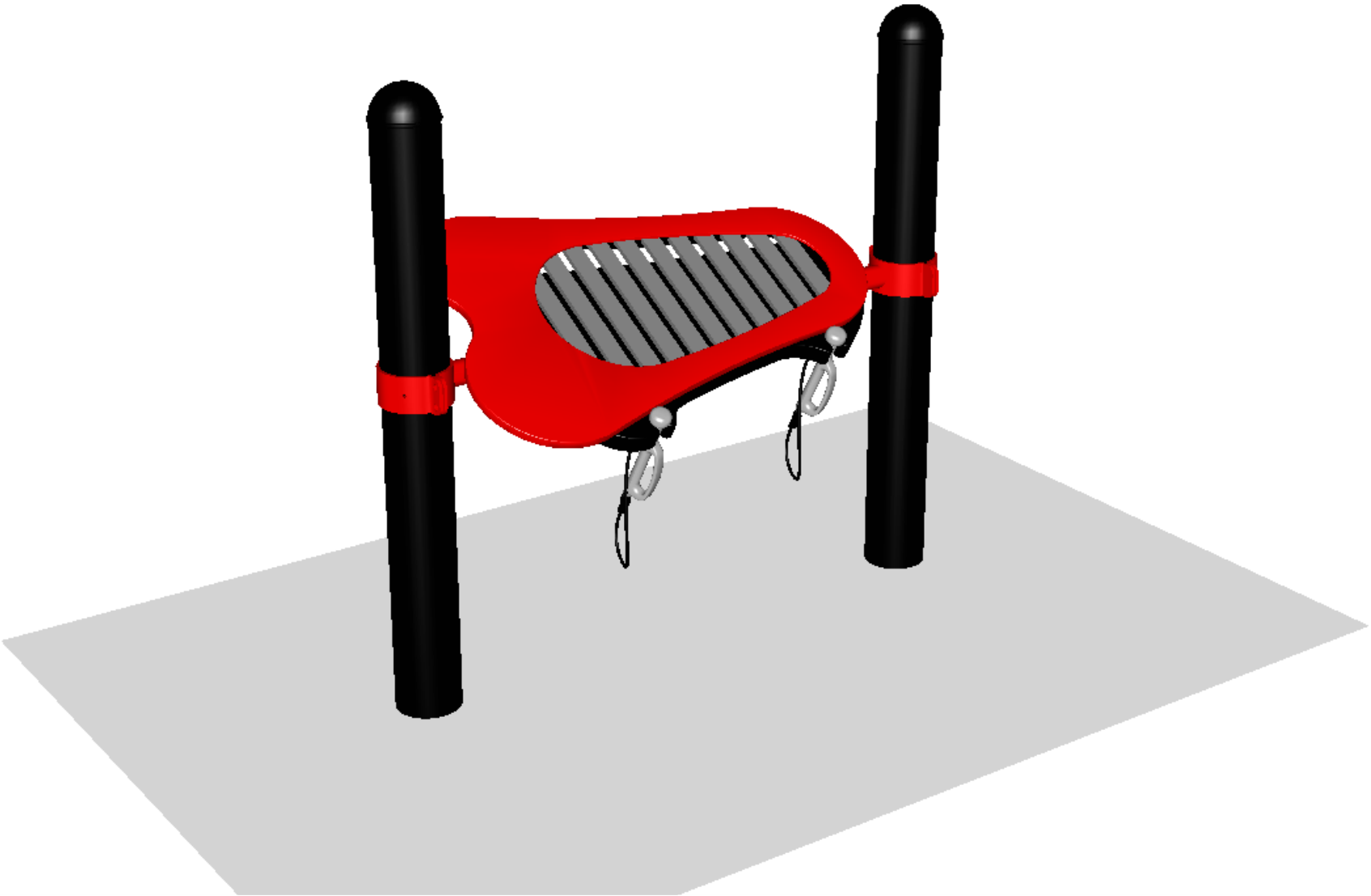

STRUCTURE#: R50AC9DDA

PROJECT#: GSR2158234B-3

DATE: 10/22/2021

WCS-BOONES CREEK ES

NE VIEW

R5

FOR KIDS
AGES
2-5

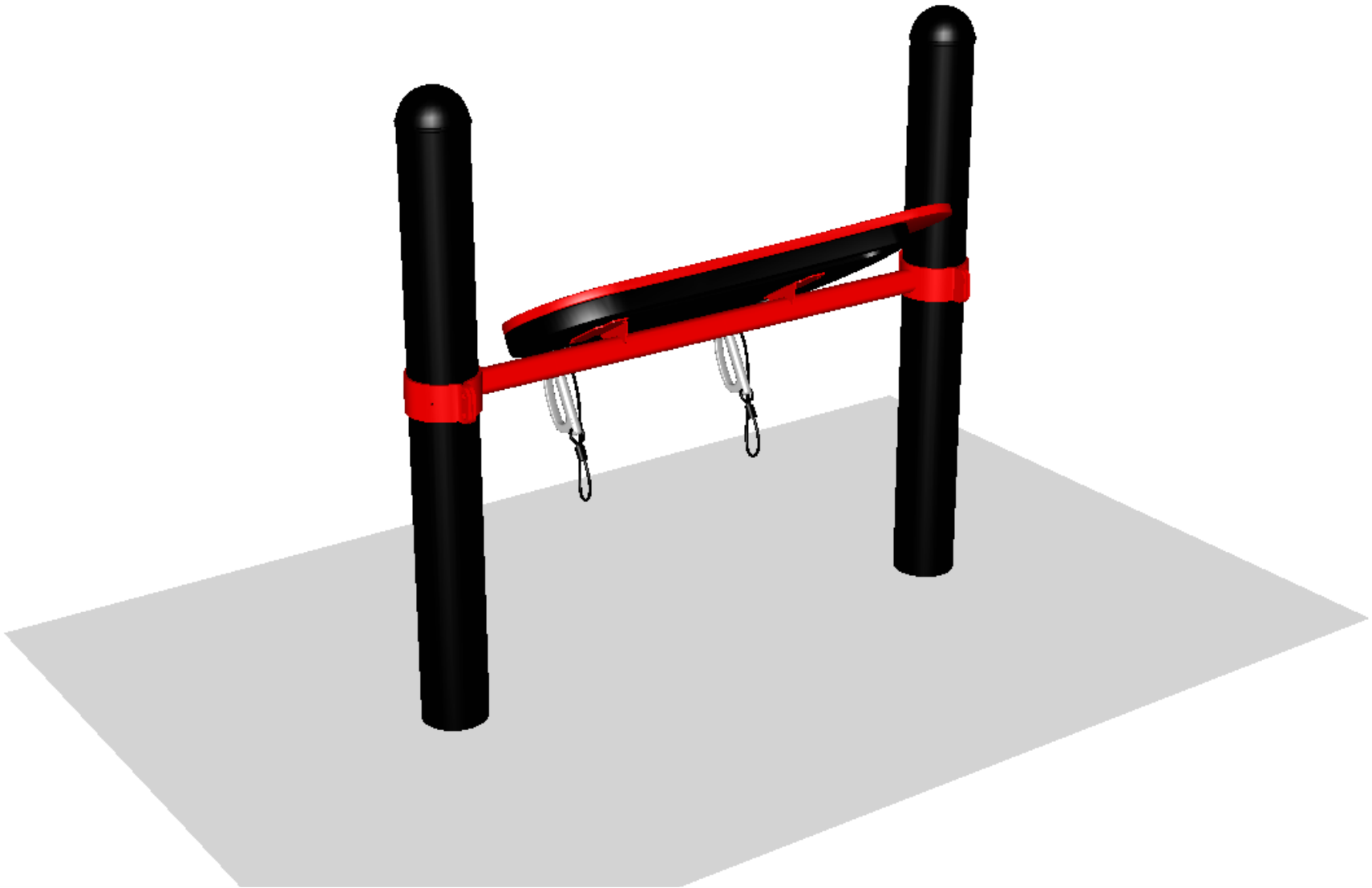

STRUCTURE#: R50AC9DDA

PROJECT#: GSR2158234B-3

DATE: 10/22/2021

WCS-BOONES CREEK ES

SW VIEW

R5

FOR KIDS
AGES
2-12

STRUCTURE#: R3HDDA1FA

PROJECT#: GSR2158234B-3

DATE: 10/22/2021

WCS-BOONES CREEK ES

NE VIEW

R5

FOR KIDS
AGES
2-12

STRUCTURE#: R3HDDA1FA

PROJECT#: GSR2158234B-3

DATE: 10/22/2021

WCS-BOONES CREEK ES

SW VIEW

FOR KIDS
AGES
2-12

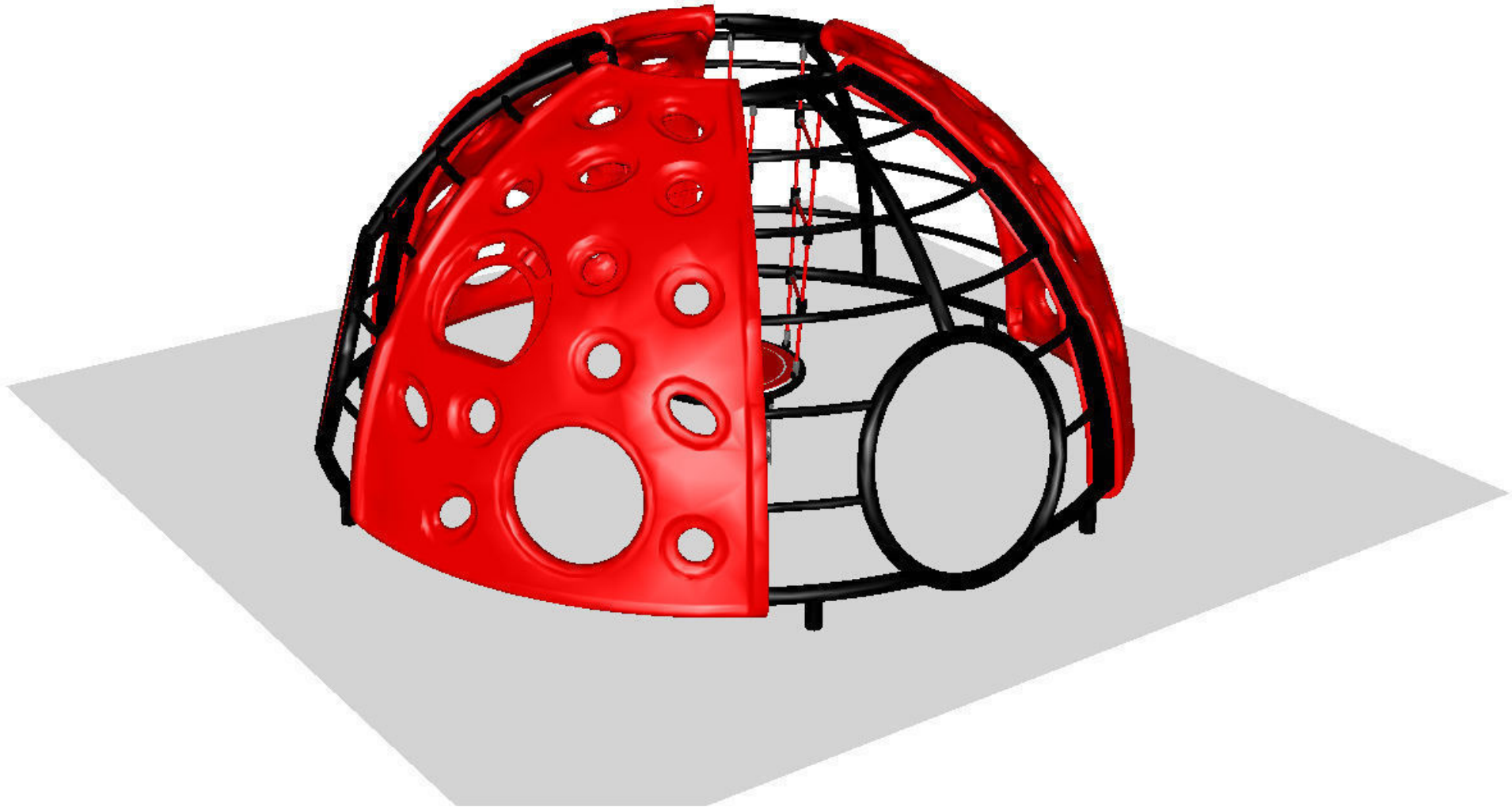

STRUCTURE#: FREPC1905

PROJECT#: GSR2158234B-3

DATE: 10/22/2021

WCS-BOONES CREEK ES

NE VIEW

FOR KIDS
AGES
2-12

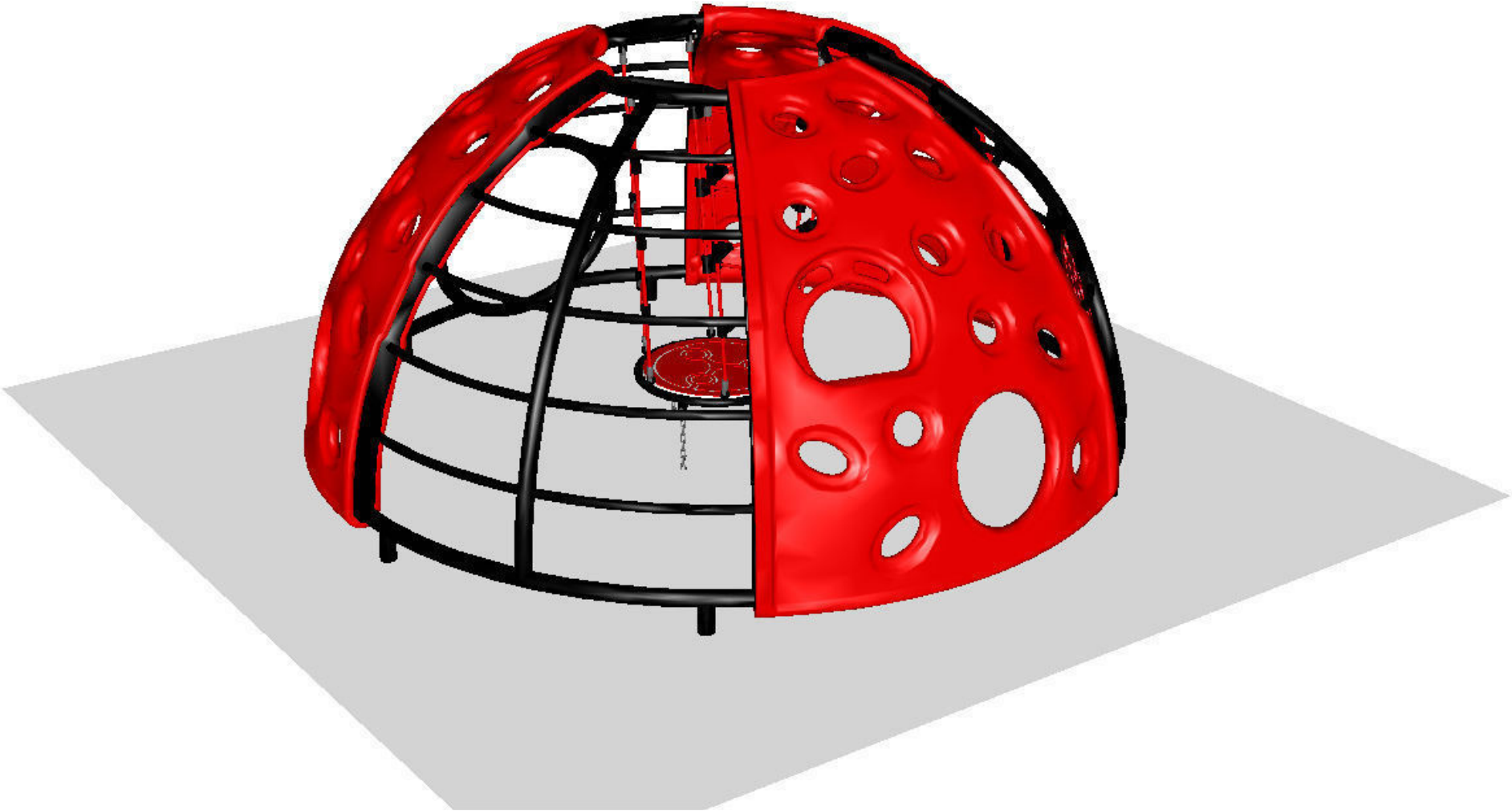

STRUCTURE#: FREPC1905

PROJECT#: GSR2158234B-3

DATE: 10/22/2021

WCS-BOONES CREEK ES

SW VIEW

FOR KIDS
AGES
5-12

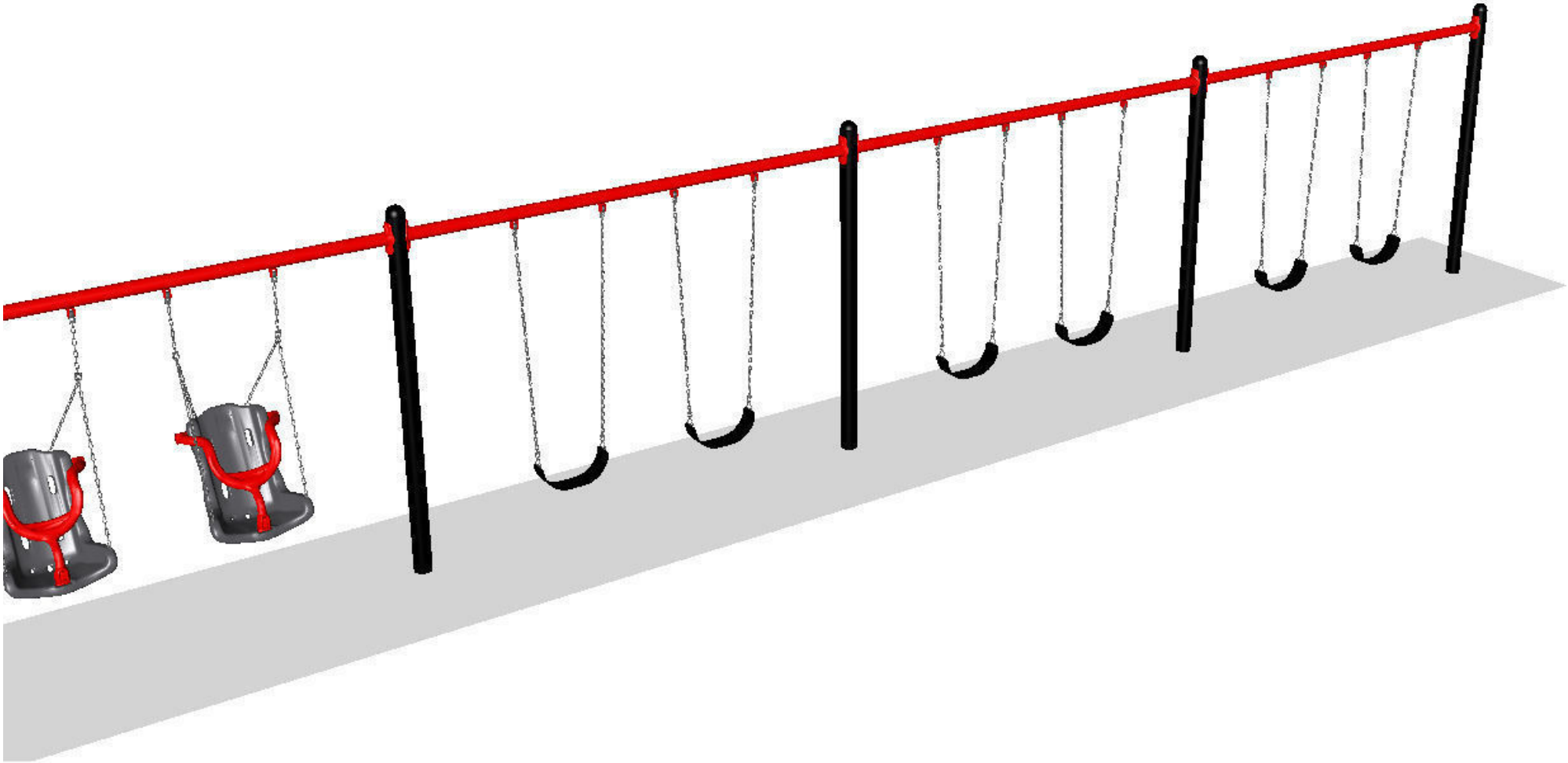

STRUCTURE#: FREPC2181+AB

PROJECT#: GSR2158234B-3

DATE: 10/22/2021

WCS-BOONES CREEK ES

NE VIEW

FOR KIDS
AGES
5-12

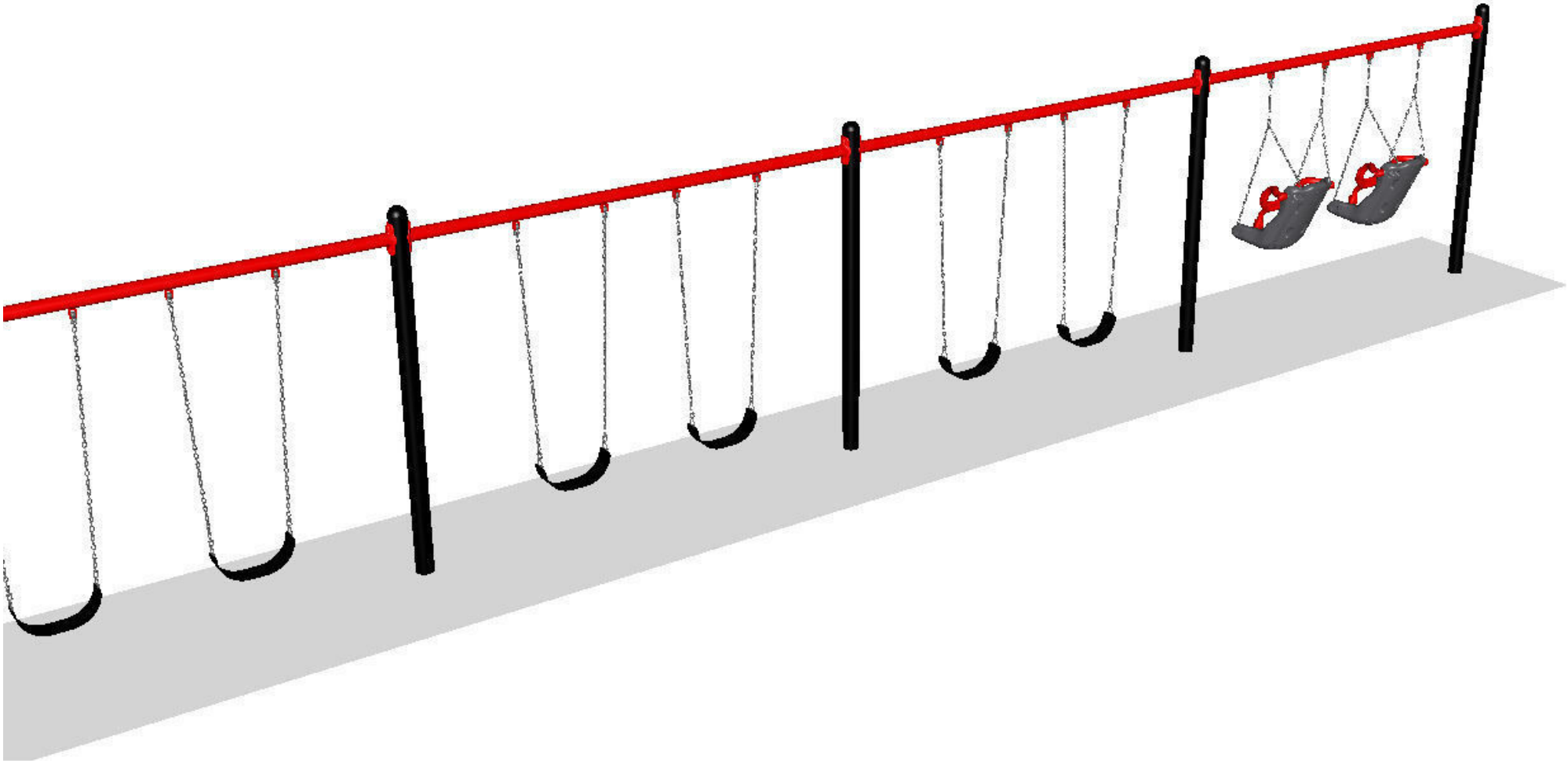

STRUCTURE#: FREPC2181+AB

PROJECT#: GSR2158234B-3

DATE: 10/22/2021

WCS-BOONES CREEK ES

SW VIEW

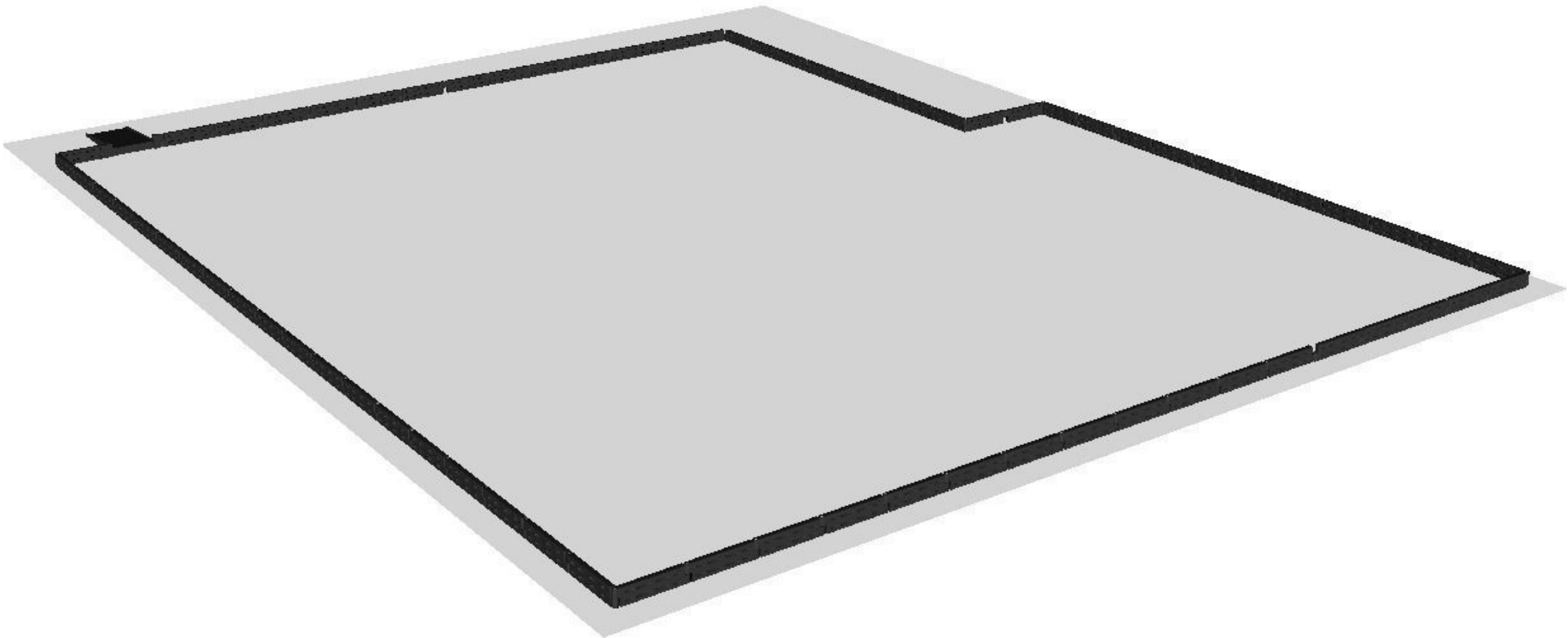

STRUCTURE#: STAPC540407+1205/1

PROJECT#: GSR2158234B-3

DATE: 10/22/2021

WCS-BOONES CREEK ES

NE VIEW

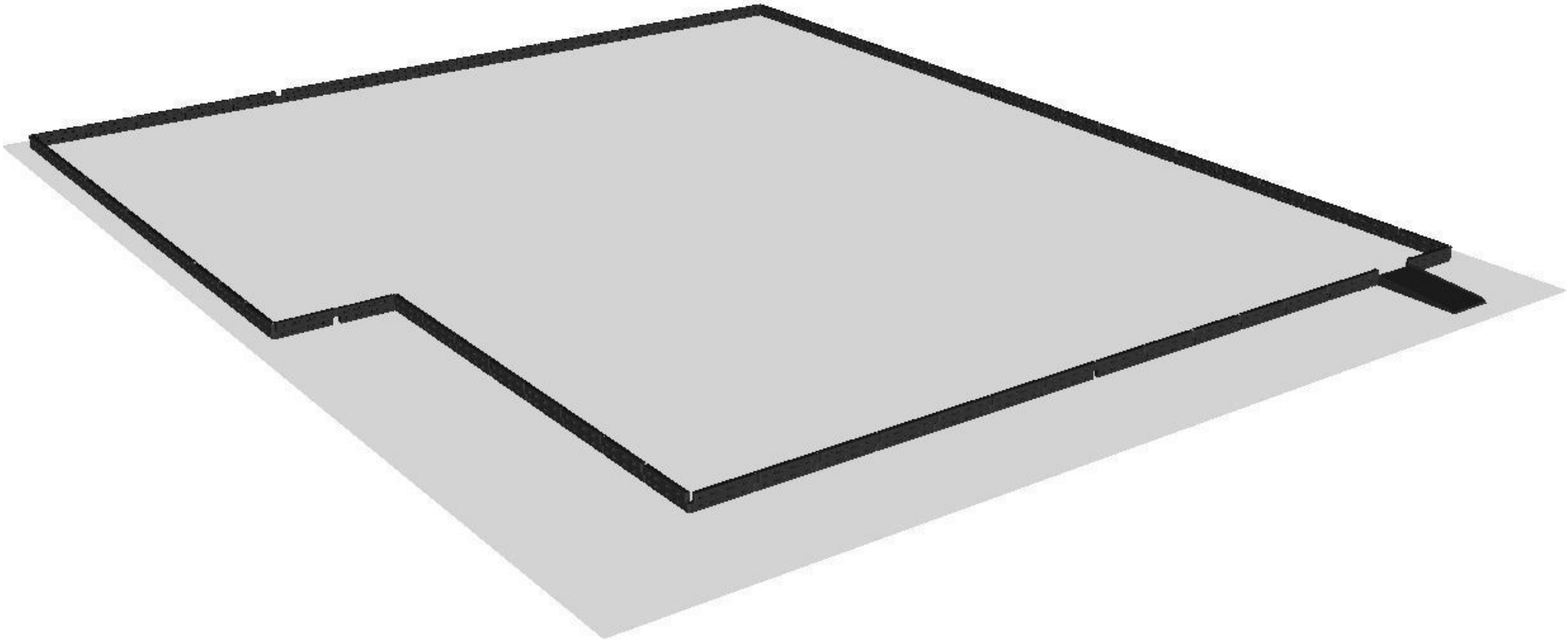

STRUCTURE#: STAPC540407+1205/1

PROJECT#: GSR2158234B-3

DATE: 10/22/2021

2nd – 4th Grade Playground Proposal

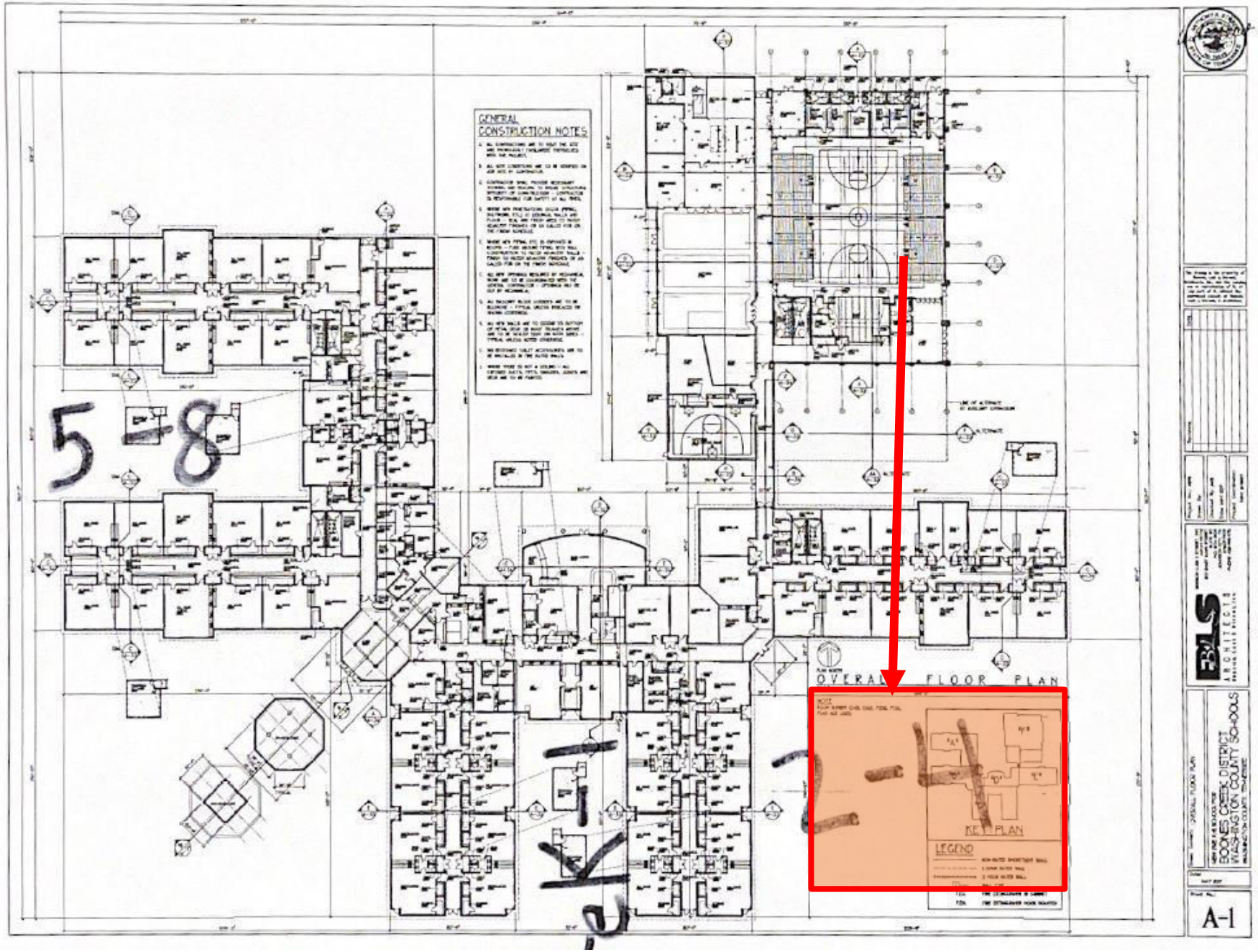
GENERAL CONSTRUCTION NOTES
OVERALL FLOOR PLAN
KEY PLAN
LEGEND
BOONES CREEK DISTRICT
WASHINGTON COUNTY SCHOOLS
A-1

Boone Creek Elementary Grade 2nd-4th Playground

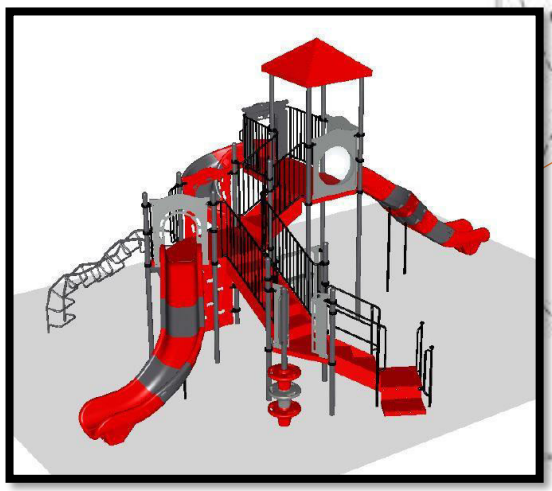

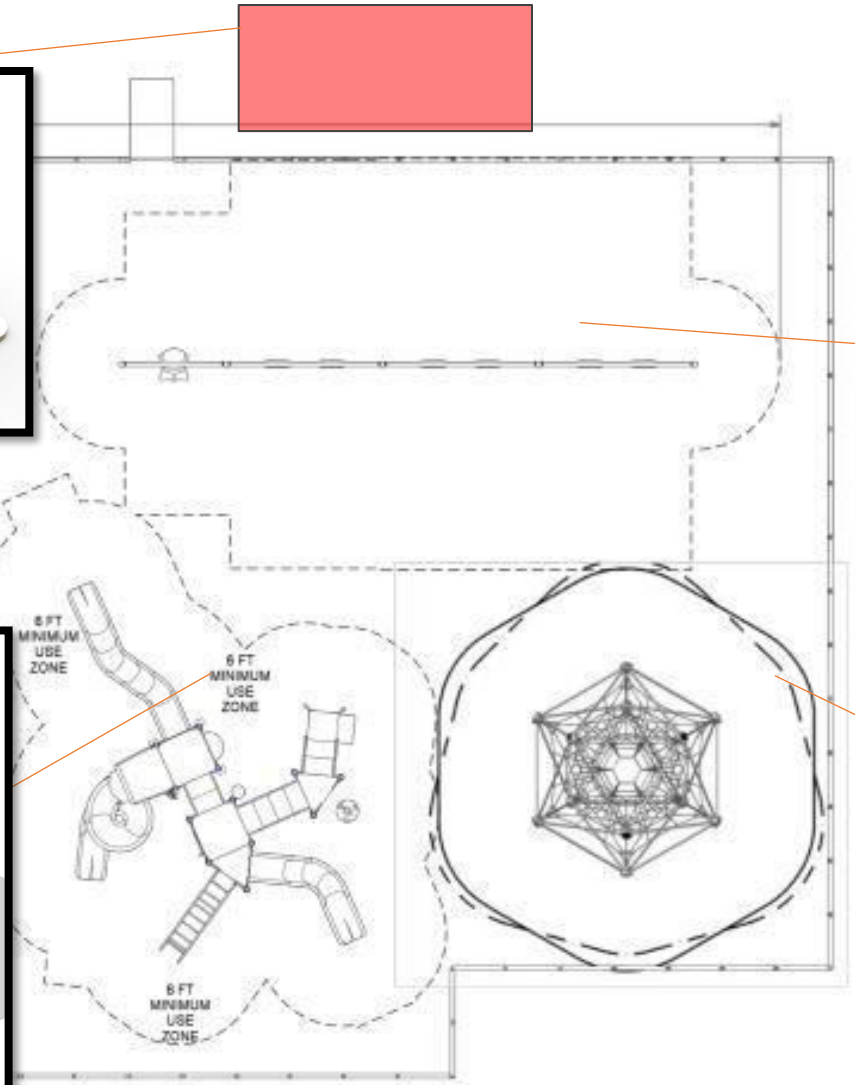

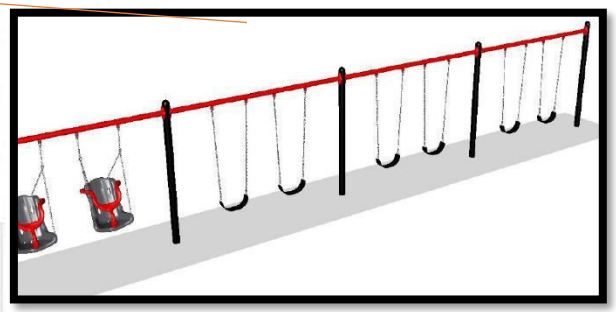



Berliner IKO BALL (Large)

- Highest quality – Made in the US and Germany
- Maximum safety
- 10-year warranty
- Various colors available
- Available in 3 different sizes
- For longevity, Berliner Cloverleaf Ring allows to replace single rope sections
- Straightforward installation
- Lower price point
- No concrete foundation necessary
- Great climbing fun on a small footprint. Maximum internal volume offering greater play capacity
- Short lead time.

IKO

Small Footprint. Huge Play Value.

In stock today, ready to ship tomorrow!

Berliner

Play equipment for life

All-round Play Value can **be that simple: IKO**

Let IKO be the highlight of your playground. This investment involves no major planning, delivery is fast and installation straightforward. All tension points are based around a central onepoint tension system to ensure that no technical connecting elements or rope loops are located in the play space.

IKO is unbeatable in terms of play value: Swinging, seesawing, climbing and rocking – this is fun, excitement and adventure combined.

IKO complies with the safety standard for playground equipment (ASTM F1487) and is certified by the TÜV Product Service.

Our IKOs offer maximum climbing fun in three different sizes based on an Icosahedron. The large colorful spatial net offers plenty of room on a small footprint.

1 Three different Sizes

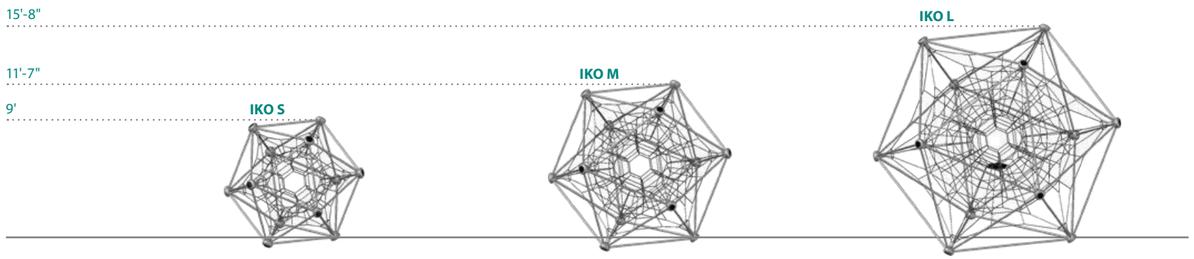

IKO S

70.100.123

	(m)	3,3 x 2,9 x 2,8
	('-")	10-10 x 9-6 x 9-0
	EN 1176 (m)	6,5 x 6,3
	ASTM/CSA(m)	7,0 x 6,6
	ASTM/CSA ('-")	22-10 x 21-6
	EN 1176 (m)	1,67
	ASTM/CSA ('-")	6-0
		2-12

12

IKO M

70.100.135

	(m)	4,3 x 3,8 x 3,6
	('-")	14-1 x 12-4 x 11-7
	EN 1176 (m)	7,8 x 7,8
	ASTM/CSA(m)	8,0 x 7,4
	ASTM/CSA ('-")	26-1 x 24-4
	EN 1176 (m)	2,17
	ASTM/CSA ('-")	7-2
		5-12

18

IKO L

70.100.147

	(m)	5,8 x 5,1 x 4,8
	('-")	19-1 x 16-7 x 15-8
	EN 1176 (m)	10,0 x 10,1
	ASTM/CSA(m)	9,5 x 8,8
	ASTM/CSA ('-")	31-1 x 28-7
	EN 1176 (m)	2,94
	ASTM/CSA ('-")	9-8
		5-12

35

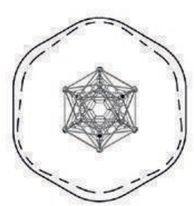

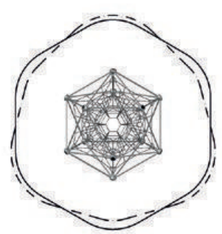

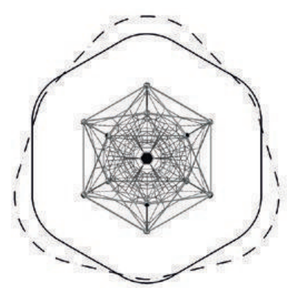

2 Choose one of our favorite color themes.



Red (Rope)
RAL 9007 Grey aluminium (Tubes)
RAL 9007 Grey aluminium (Balls)

Classic



Green (Rope)
RAL 1001 Beige (Tubes)
RAL 8001 Ochre brown (Balls)

Nature

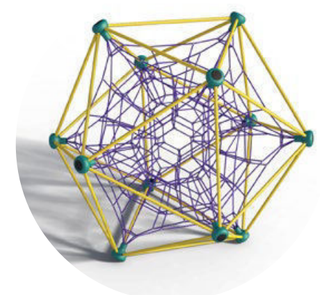

Lilac (Rope)
RAL 1028 Melon yellow (Tubes)
RAL 5021 Water blue (Balls)

Modern



Blue (Rope)
RAL 3002 Carmine red (Tubes)
RAL 9010 White (Balls)

US Special*

IKO offers

- Highest quality – Made in the US and Germany
- Maximum safety
- 10 year warranty
- Various colors available
- Available in 3 different sizes
- For longevity, Berliner Cloverleaf Ring allows to replace single rope sections
- Straightforward installation
- Lower price point
- No concrete foundation necessary
- Great climbing fun on a small footprint
- Maximum internal volume offering greater play capacity
- Short lead time

Feel free to mix the colors of the different themes.

*** US Special only available with the IKO M.**

Berliner

Berliner Seilfabrik
Play Equipment Corporation
96 Brookfield Oaks Drive
Suite 140
Greenville, SC 29607

T + 1 864 627 1092
F + 1 864 627 1178

info@berliner-playequipment.com
www.berliner-playequipment.com

Published: January 2019

WCS-BOONES CREEK ES

TOP VIEW

ADA ACCESSIBILITY GUIDELINE - ADAAG CONFORMANCE

ELEVATED	ACCESSIBLE	RAMP ACCESSIBLE	GROUND	TYPES
0	0/0	0	7/0	1/0

FOR KIDS
AGES
5-12

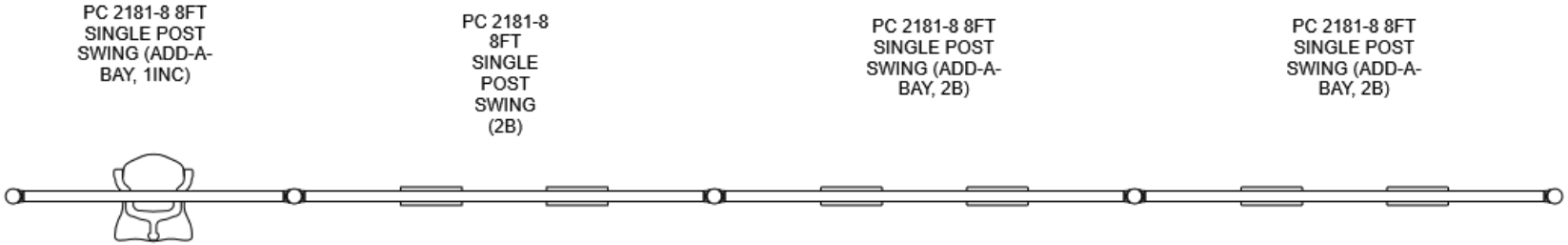

GENERAL NOTES:

This conceptual plan is based on information provided prior to construction. Detailed site information, including the following, should be obtained, evaluated, and utilized in the final project design. Exact site dimensions, topography, existing utilities, soil conditions and drainage solutions.

WARNING: Accessible safety surfacing material is required beneath and around this equipment that has a critical height value (Fall Height) appropriate for the highest accessible part of this equipment. Refer to the CPSC'S Handbook For Public Playground Safety, Section 4: Surfacing.

STRUCTURE#: FREPC2181+AB

PROJECT#: GSR2158234B-3

DATE: 10/22/2021

MIN. USE ZONE: 56' x 31'

PLAYCRAFT REP:

Great Southern Recreation

WCS-BOONES CREEK ES
TOP VIEW

ADA ACCESSIBILITY GUIDELINE - ADAAG CONFORMANCE

ELEVATED	ACCESSIBLE	RAMP ACCESSIBLE	GROUND	TYPES
0	0/0	0	0/0	0/0



GENERAL NOTES:

This conceptual plan is based on information provided prior to construction. Detailed site information, including the following, should be obtained, evaluated, and utilized in the final project design. Exact site dimensions, topography, existing utilities, soil conditions and drainage solutions.

WARNING: Accessible safety surfacing material is required beneath and around this equipment that has a critical height value (Fall Height) appropriate for the highest accessible part of this equipment. Refer to the CPSC'S Handbook For Public Playground Safety, Section 4: Surfacing.

STRUCTURE#: STAPC540407+1205

PROJECT#: GSR2158234B-3

DATE: 10/22/2021

PLAYCRAFT REP:

Great Southern Recreation

WCS-BOONES CREEK ES

TOP VIEW

ADA ACCESSIBILITY GUIDELINE - ADAAG CONFORMANCE

ELEVATED	ACCESSIBLE	RAMP ACCESSIBLE	GROUND	TYPES
7	7/4	0	3/2	4/2

R35

FOR KIDS AGES 5-12

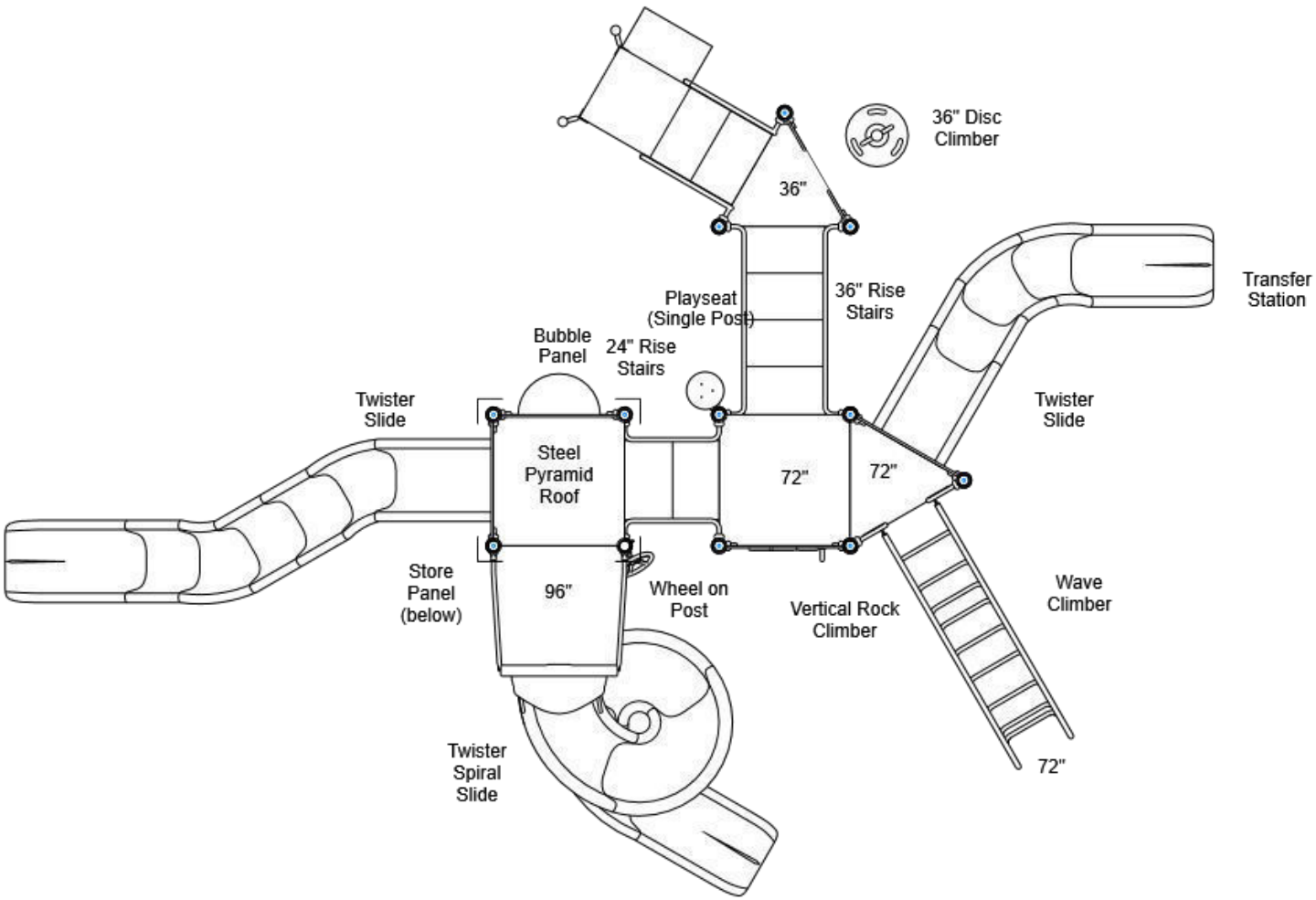

GENERAL NOTES:

This conceptual plan is based on information provided prior to construction. Detailed site information, including the following, should be obtained, evaluated, and utilized in the final project design. Exact site dimensions, topography, existing utilities, soil conditions and drainage solutions.

WARNING: Accessible safety surfacing material is required beneath and around this equipment that has a critical height value (Fall Height) appropriate for the highest accessible part of this equipment. Refer to the CPSC'S Handbook For Public Playground Safety, Section 4: Surfacing.

STRUCTURE#: R352510FA

PROJECT#: GSR2158234B-3

DATE: 10/22/2021

MIN. USE ZONE: 47' x 36'

PLAYCRAFT REP:

Great Southern Recreation

WCS-BOONES CREEK ES

SW VIEW

FOR KIDS
AGES
5-12

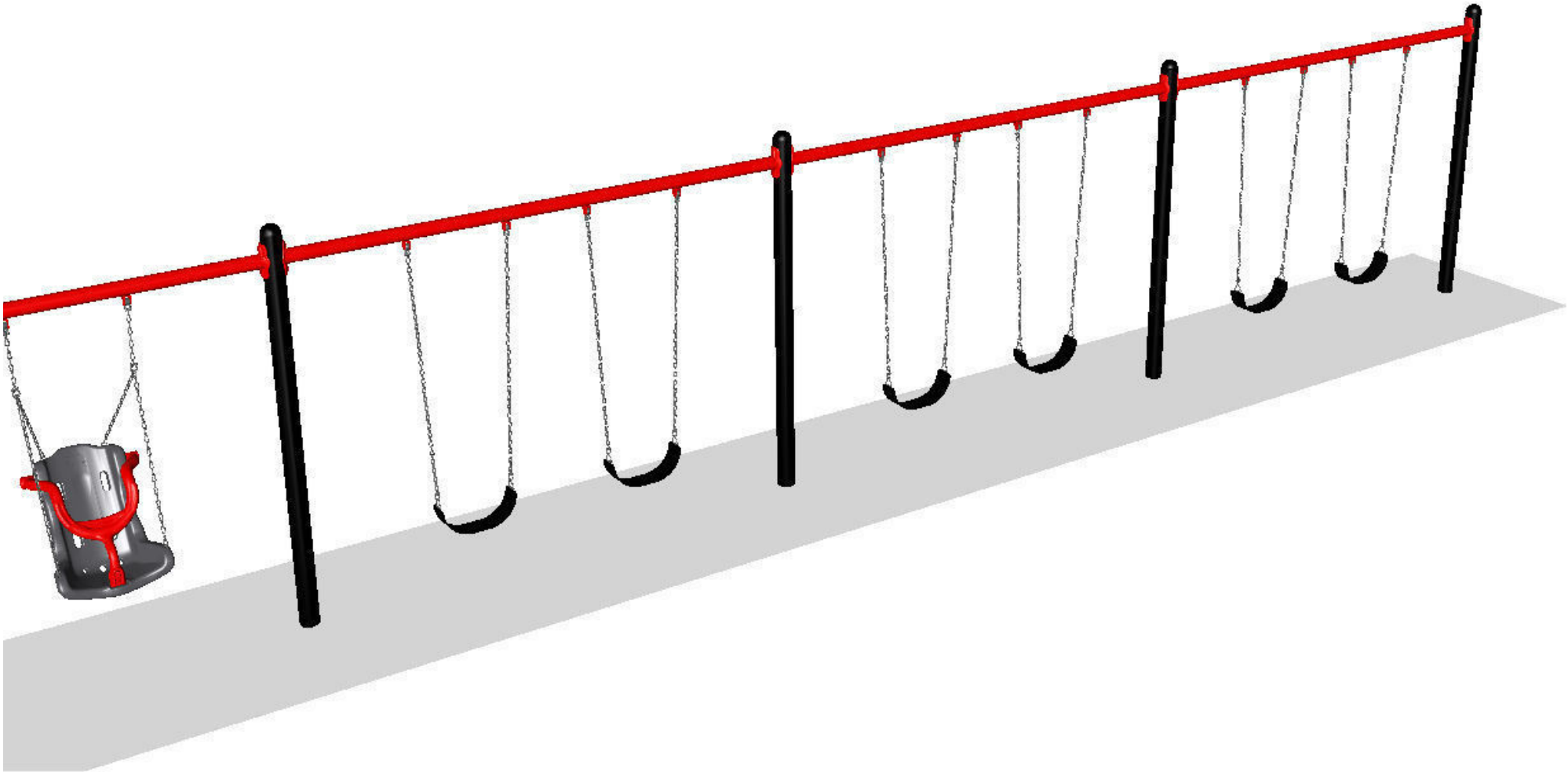

STRUCTURE#: FREPC2181+AB

PROJECT#: GSR2158234B-3

DATE: 10/22/2021

WCS-BOONES CREEK ES

NE VIEW

FOR KIDS
AGES
5-12

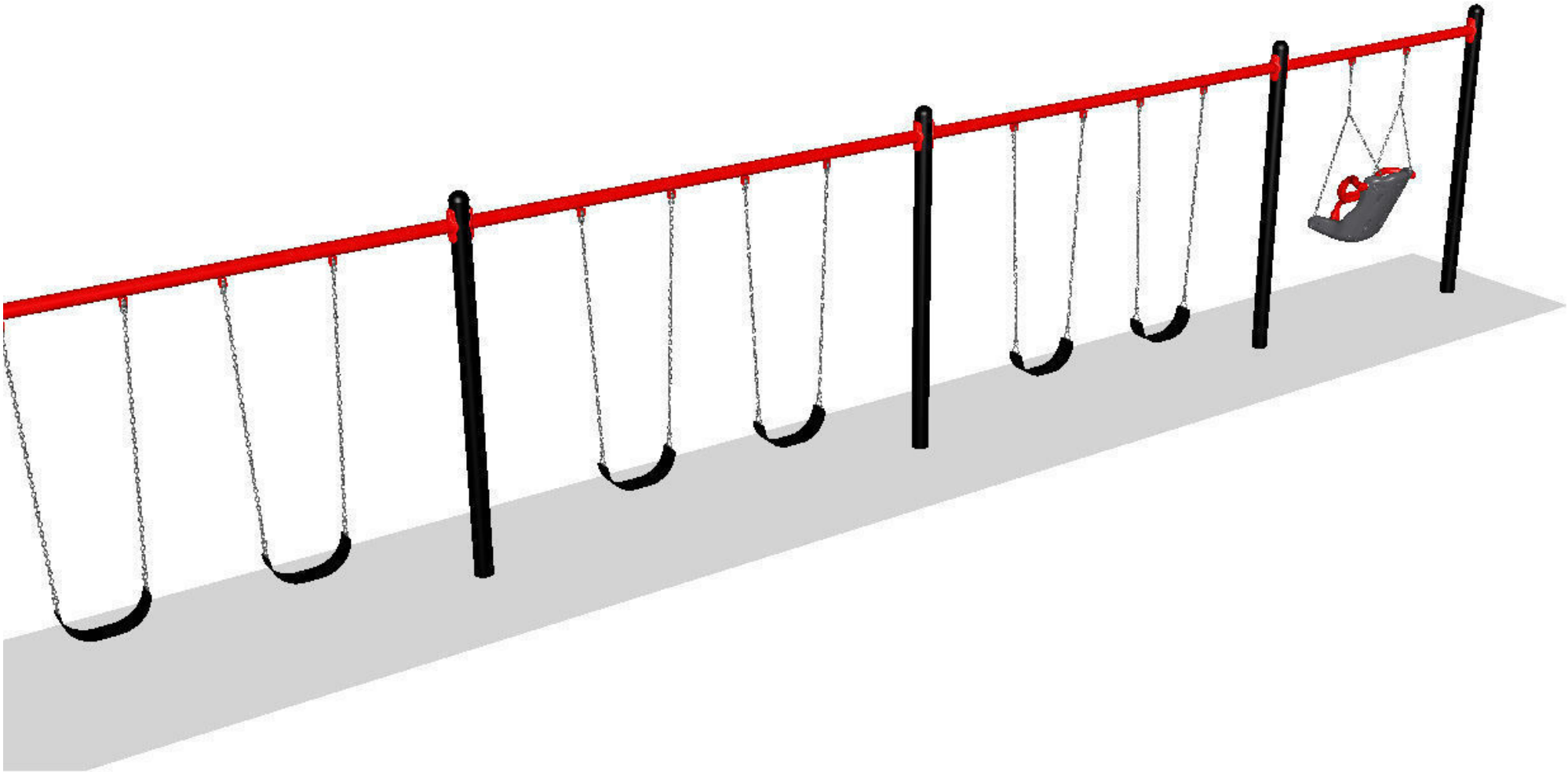

STRUCTURE#: FREPC2181+AB

PROJECT#: GSR2158234B-3

DATE: 10/22/2021

WCS-BOONES CREEK ES

SW VIEW

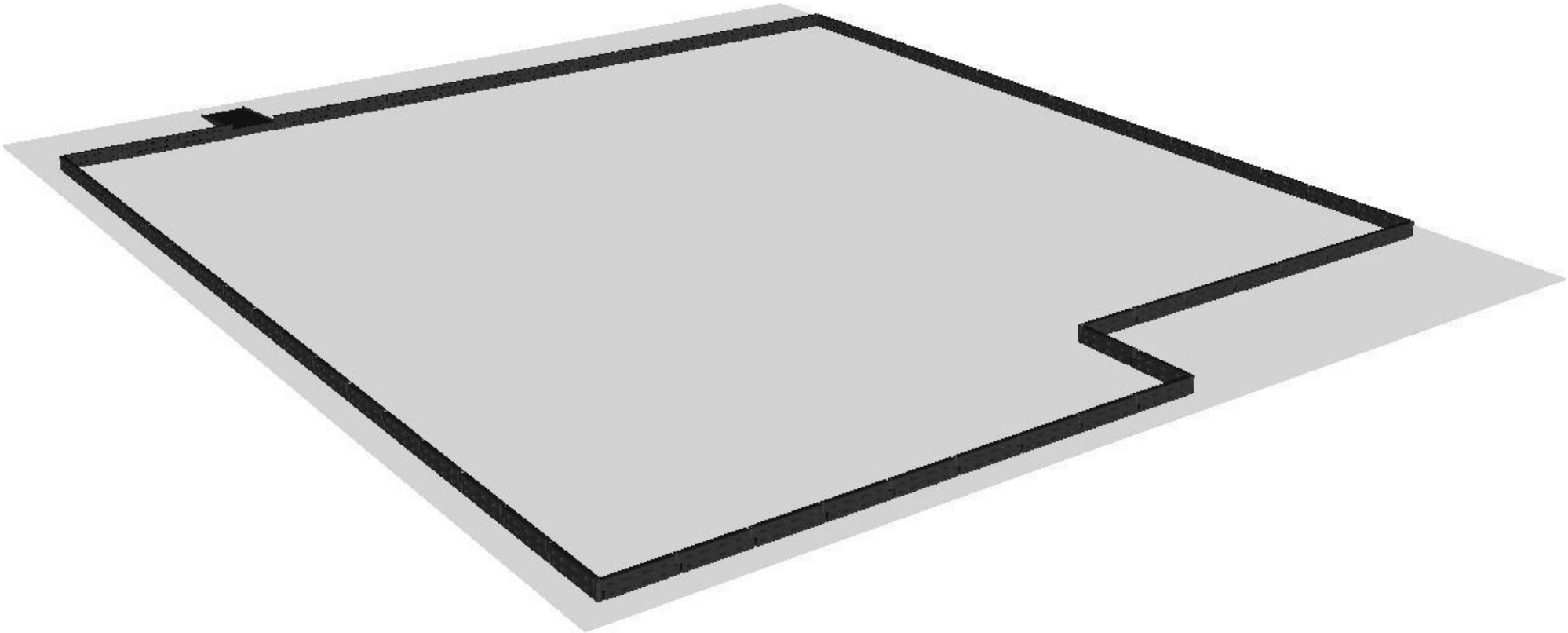

STRUCTURE#: STAPC540407+1205

PROJECT#: GSR2158234B-3

DATE: 10/22/2021

WCS-BOONES CREEK ES

NE VIEW

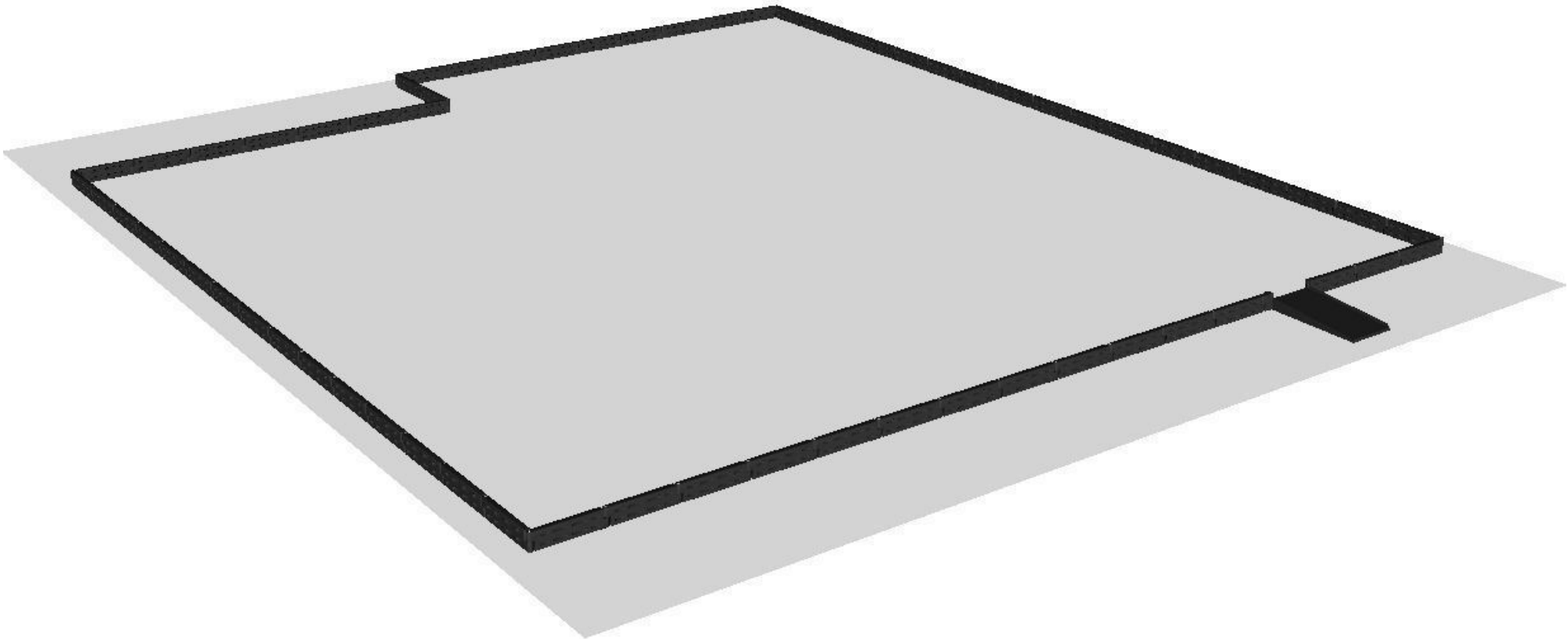

STRUCTURE#: STAPC540407+1205

PROJECT#: GSR2158234B-3

DATE: 10/22/2021

WCS-BOONES CREEK ES

SW VIEW

R35

FOR KIDS
AGES
5-12

STRUCTURE#: R352510FA

PROJECT#: GSR2158234B-3

DATE: 10/22/2021

WCS-BOONES CREEK ES

NE VIEW

R35

FOR KIDS
AGES
5-12

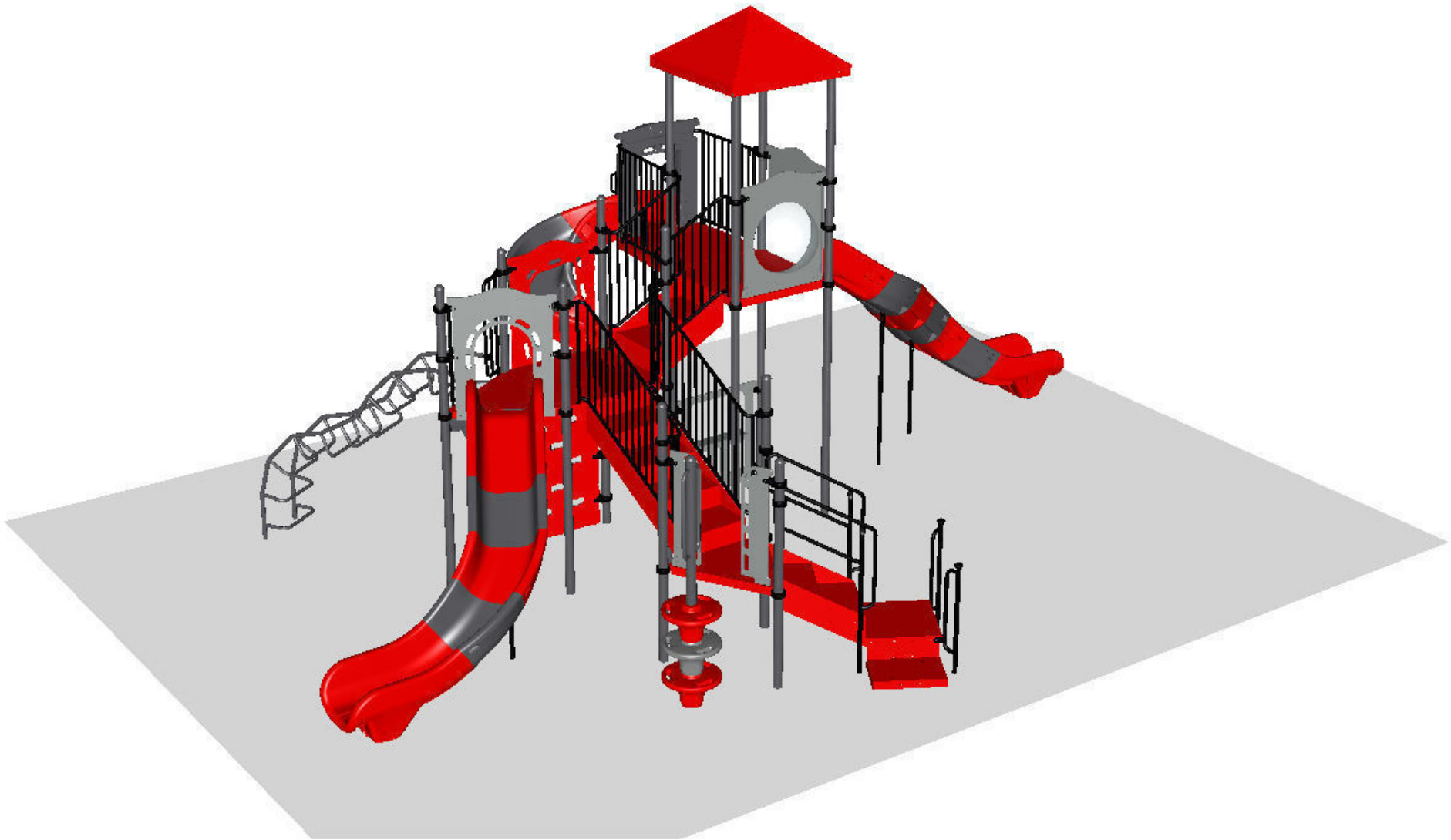

STRUCTURE#: R352510FA

PROJECT#: GSR2158234B-3

DATE: 10/22/2021

WCS-BOONES CREEK ES

3D VIEW

R35

FOR KIDS
AGES
5-12

STRUCTURE#: R352510FA

PROJECT#: GSR2158234B-3

DATE: 10/22/2021

WCS-BOONES CREEK ES

3D VIEW

R35

FOR KIDS
AGES
5-12

STRUCTURE#: R352510FA

PROJECT#: GSR2158234B-3

DATE: 10/22/2021

6th-8th Grade Playground Proposal

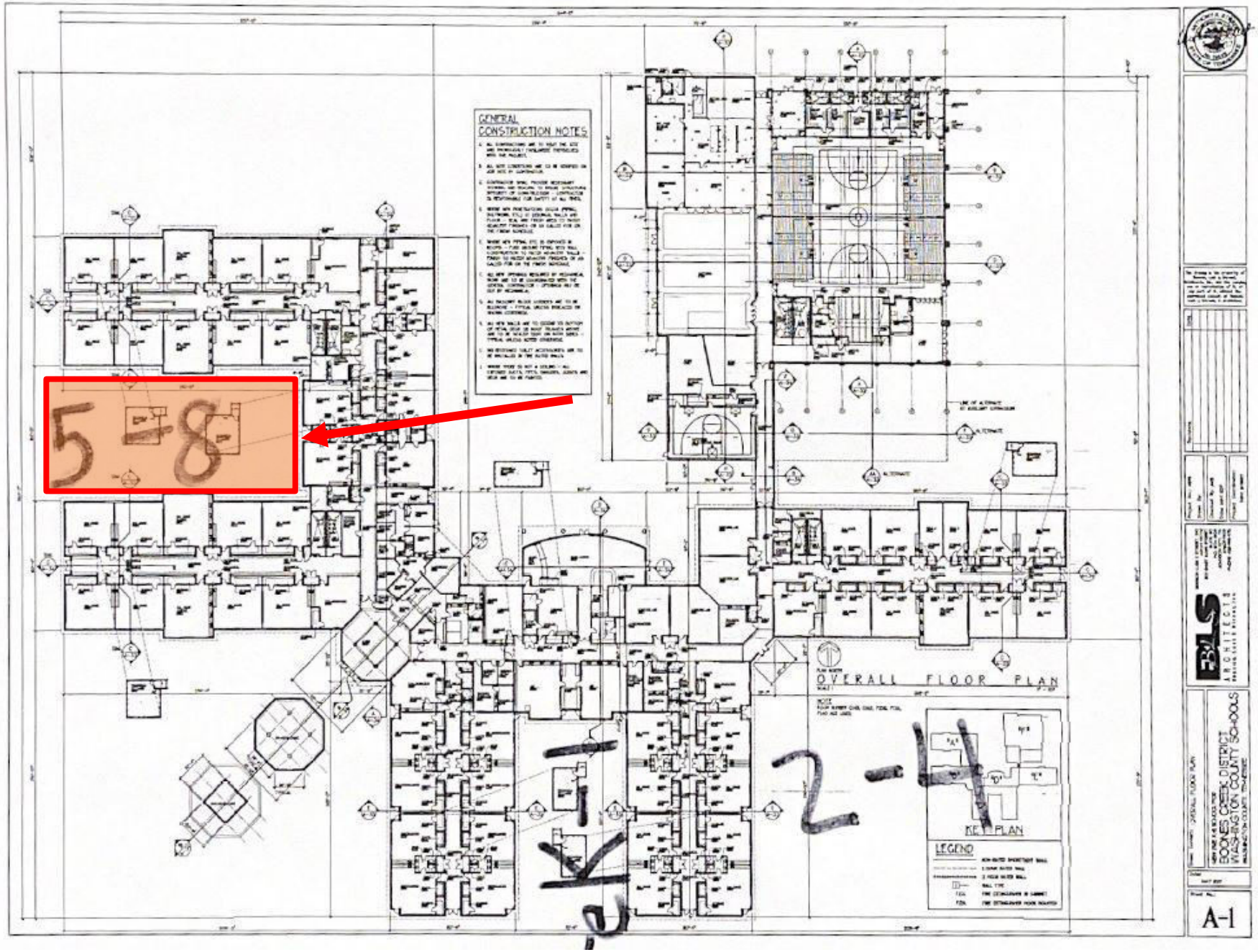
GENERAL CONSTRUCTION NOTES
OVERALL FLOOR PLAN
KEY PLAN
LEGEND
BOONES CREEK DISTRICT
WASHINGTON COUNTY SCHOOLS
A-1
5-8
2-4

Boone Creek Elementary Grade 5th-8th Playground

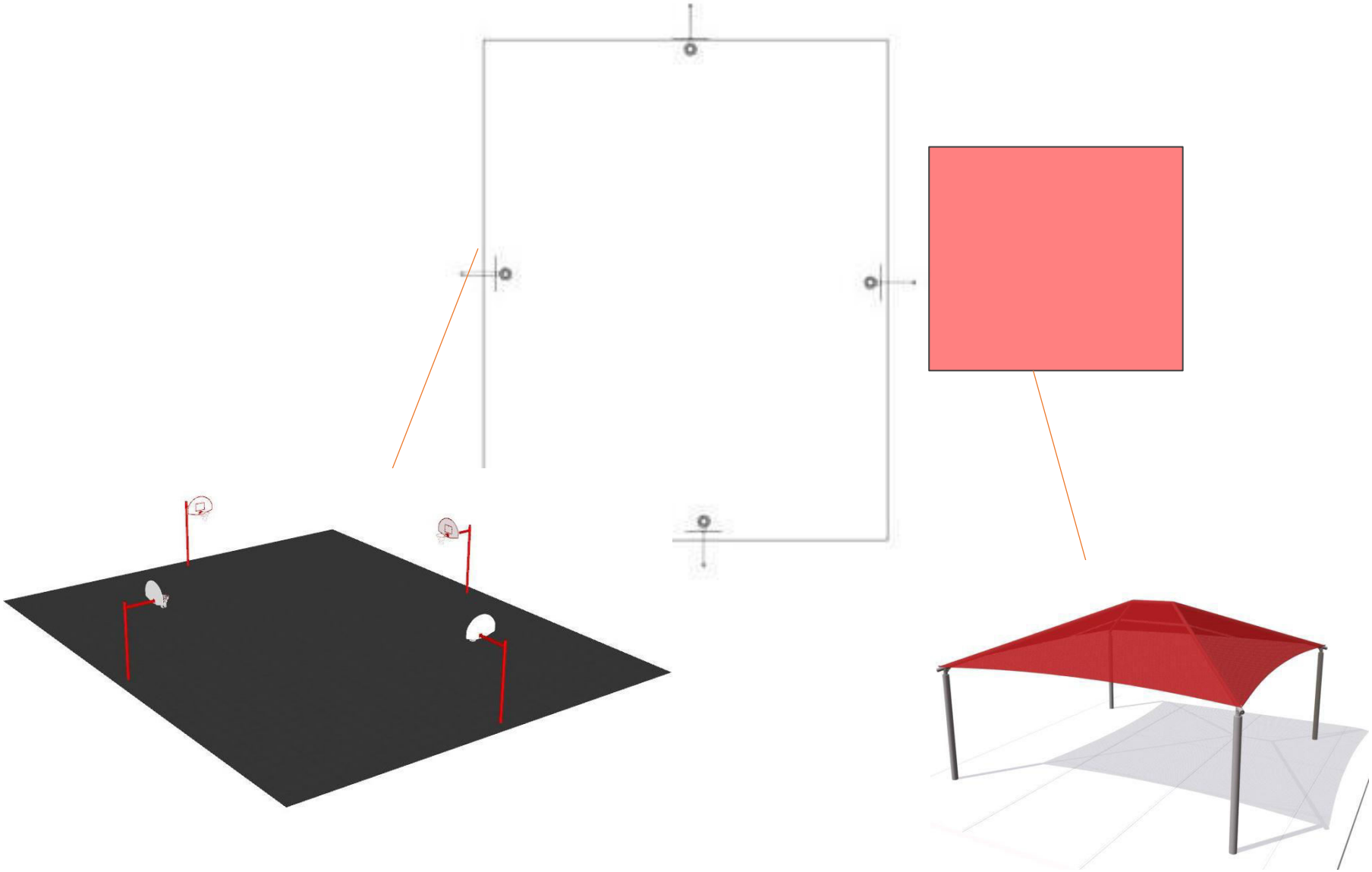

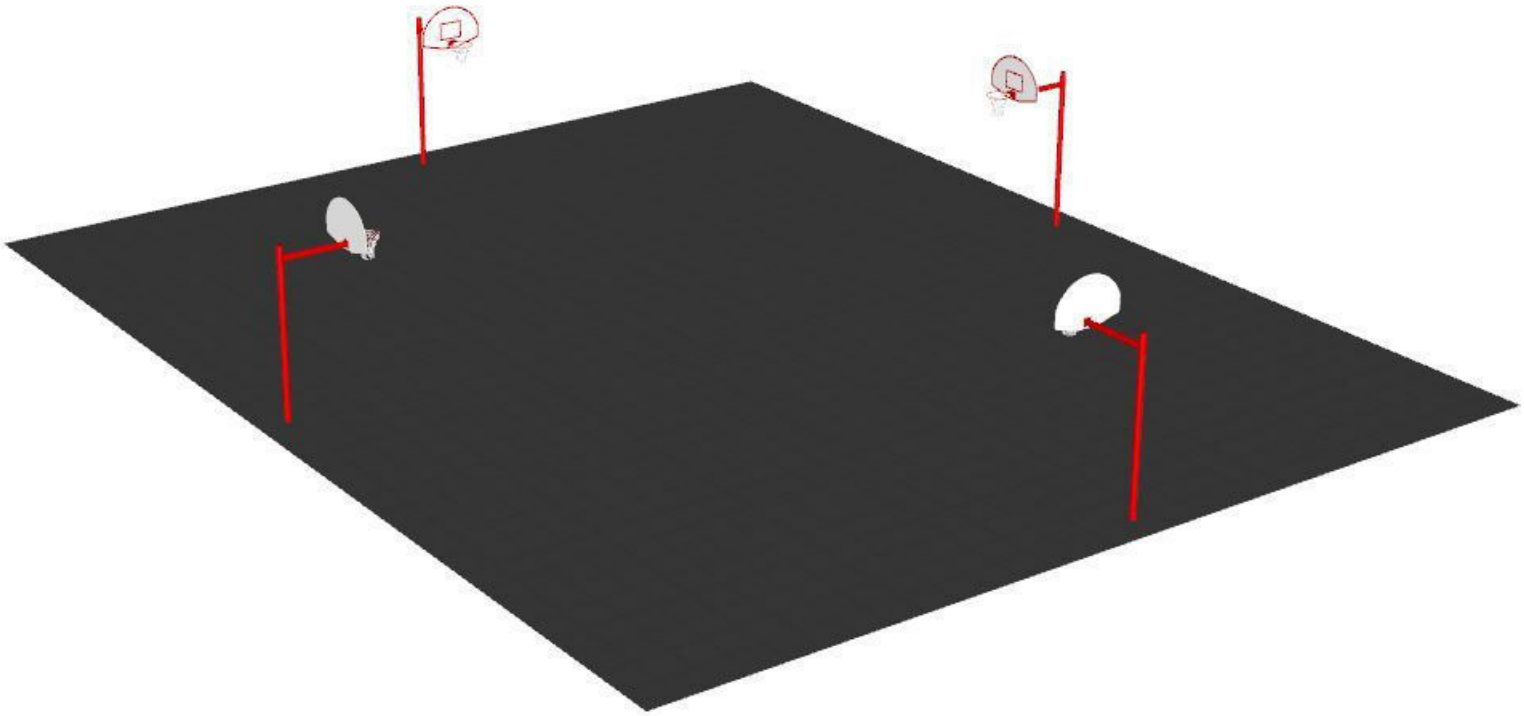

Warranties & Licenses

State of Tennessee

372731 12383491

BOARD FOR LICENSING CONTRACTORS
CONTRACTOR
GREAT SOUTHERN RECREATION, LLC

This is to certify that all requirements of the State of Tennessee have been met.

ID NUMBER: 67831
LIC STATUS: ACTIVE
EXPIRATION DATE: May 31, 2022
$3,000,000; BC-7; BC-B

IN-1313
DEPARTMENT OF
COMMERCE AND INSURANCE

Form **W-9**
(Rev. October 2018)
Department of the Treasury
Internal Revenue Service

Request for Taxpayer Identification Number and Certification

▶ Go to *www.irs.gov/FormW9* for instructions and the latest information.

Give Form to the requester. Do not send to the IRS.

Print or type. See **Specific Instructions** on page 3.

1 Name (as shown on your income tax return). Name is required on this line; do not leave this line blank.

ABIGAIL VANCE

2 Business name/disregarded entity name, if different from above

GREAT SOUTHERN RECREATION, LLC

3 Check appropriate box for federal tax classification of the person whose name is entered on line 1. Check only **one** of the following seven boxes.

☑ Individual/sole proprietor or single-member LLC ☐ C Corporation ☐ S Corporation ☐ Partnership ☐ Trust/estate

☐ Limited liability company. Enter the tax classification (C=C corporation, S=S corporation, P=Partnership) ▶ _____

Note: Check the appropriate box in the line above for the tax classification of the single-member owner. Do not check LLC if the LLC is classified as a single-member LLC that is disregarded from the owner unless the owner of the LLC is another LLC that is **not** disregarded from the owner for U.S. federal tax purposes. Otherwise, a single-member LLC that is disregarded from the owner should check the appropriate box for the tax classification of its owner.

☐ Other (see instructions) ▶

4 Exemptions (codes apply only to certain entities, not individuals; see instructions on page 3):

Exempt payee code (if any) _____

Exemption from FATCA reporting code (if any) _____

(Applies to accounts maintained outside the U.S.)

5 Address (number, street, and apt. or suite no.) See instructions.

2441-Q OLD FORT PARKWAY #462

Requester's name and address (optional)

6 City, state, and ZIP code

MURFREESBORO, TENNESSEE 37128

7 List account number(s) here (optional)

Part I Taxpayer Identification Number (TIN)

Enter your TIN in the appropriate box. The TIN provided must match the name given on line 1 to avoid backup withholding. For individuals, this is generally your social security number (SSN). However, for a resident alien, sole proprietor, or disregarded entity, see the instructions for Part I, later. For other entities, it is your employer identification number (EIN). If you do not have a number, see *How to get a TIN,* later.

Note: If the account is in more than one name, see the instructions for line 1. Also see *What Name and Number To Give the Requester* for guidelines on whose number to enter.

Social security number

☐☐☐ ☐☐ ☐☐☐☐

or

Employer identification number

8 4 3 9 9 7 1 0 5

Part II Certification

Under penalties of perjury, I certify that:

1. The number shown on this form is my correct taxpayer identification number (or I am waiting for a number to be issued to me); and
2. I am not subject to backup withholding because: (a) I am exempt from backup withholding, or (b) I have not been notified by the Internal Revenue Service (IRS) that I am subject to backup withholding as a result of a failure to report all interest or dividends, or (c) the IRS has notified me that I am no longer subject to backup withholding; and
3. I am a U.S. citizen or other U.S. person (defined below); and
4. The FATCA code(s) entered on this form (if any) indicating that I am exempt from FATCA reporting is correct.

Certification instructions. You must cross out item 2 above if you have been notified by the IRS that you are currently subject to backup withholding because you have failed to report all interest and dividends on your tax return. For real estate transactions, item 2 does not apply. For mortgage interest paid, acquisition or abandonment of secured property, cancellation of debt, contributions to an individual retirement arrangement (IRA), and generally, payments other than interest and dividends, you are not required to sign the certification, but you must provide your correct TIN. See the instructions for Part II, later.

Sign Here **Signature of U.S. person ▶** Abigail Vance **Date ▶** 1/1/2021

General Instructions

Section references are to the Internal Revenue Code unless otherwise noted.

Future developments. For the latest information about developments related to Form W-9 and its instructions, such as legislation enacted after they were published, go to *www.irs.gov/FormW9.*

Purpose of Form

An individual or entity (Form W-9 requester) who is required to file an information return with the IRS must obtain your correct taxpayer identification number (TIN) which may be your social security number (SSN), individual taxpayer identification number (ITIN), adoption taxpayer identification number (ATIN), or employer identification number (EIN), to report on an information return the amount paid to you, or other amount reportable on an information return. Examples of information returns include, but are not limited to, the following.

- Form 1099-INT (interest earned or paid)
- Form 1099-DIV (dividends, including those from stocks or mutual funds)
- Form 1099-MISC (various types of income, prizes, awards, or gross proceeds)
- Form 1099-B (stock or mutual fund sales and certain other transactions by brokers)
- Form 1099-S (proceeds from real estate transactions)
- Form 1099-K (merchant card and third party network transactions)
- Form 1098 (home mortgage interest), 1098-E (student loan interest), 1098-T (tuition)
- Form 1099-C (canceled debt)
- Form 1099-A (acquisition or abandonment of secured property)

Use Form W-9 only if you are a U.S. person (including a resident alien), to provide your correct TIN.

If you do not return Form W-9 to the requester with a TIN, you might be subject to backup withholding. See What is backup withholding, *later.*

By signing the filled-out form, you:

1. Certify that the TIN you are giving is correct (or you are waiting for a number to be issued),

2. Certify that you are not subject to backup withholding, or

3. Claim exemption from backup withholding if you are a U.S. exempt payee. If applicable, you are also certifying that as a U.S. person, your allocable share of any partnership income from a U.S. trade or business is not subject to the withholding tax on foreign partners' share of effectively connected income, and

4. Certify that FATCA code(s) entered on this form (if any) indicating that you are exempt from the FATCA reporting, is correct. See *What is FATCA reporting,* later, for further information.

Note: If you are a U.S. person and a requester gives you a form other than Form W-9 to request your TIN, you must use the requester's form if it is substantially similar to this Form W-9.

Definition of a U.S. person. For federal tax purposes, you are considered a U.S. person if you are:

- An individual who is a U.S. citizen or U.S. resident alien;
- A partnership, corporation, company, or association created or organized in the United States or under the laws of the United States;
- An estate (other than a foreign estate); or
- A domestic trust (as defined in Regulations section 301.7701-7).

Special rules for partnerships. Partnerships that conduct a trade or business in the United States are generally required to pay a withholding tax under section 1446 on any foreign partners' share of effectively connected taxable income from such business. Further, in certain cases where a Form W-9 has not been received, the rules under section 1446 require a partnership to presume that a partner is a foreign person, and pay the section 1446 withholding tax. Therefore, if you are a U.S. person that is a partner in a partnership conducting a trade or business in the United States, provide Form W-9 to the partnership to establish your U.S. status and avoid section 1446 withholding on your share of partnership income.

In the cases below, the following person must give Form W-9 to the partnership for purposes of establishing its U.S. status and avoiding withholding on its allocable share of net income from the partnership conducting a trade or business in the United States.

- In the case of a disregarded entity with a U.S. owner, the U.S. owner of the disregarded entity and not the entity;
- In the case of a grantor trust with a U.S. grantor or other U.S. owner, generally, the U.S. grantor or other U.S. owner of the grantor trust and not the trust; and
- In the case of a U.S. trust (other than a grantor trust), the U.S. trust (other than a grantor trust) and not the beneficiaries of the trust.

Foreign person. If you are a foreign person or the U.S. branch of a foreign bank that has elected to be treated as a U.S. person, do not use Form W-9. Instead, use the appropriate Form W-8 or Form 8233 (see Pub. 515, Withholding of Tax on Nonresident Aliens and Foreign Entities).

Nonresident alien who becomes a resident alien. Generally, only a nonresident alien individual may use the terms of a tax treaty to reduce or eliminate U.S. tax on certain types of income. However, most tax treaties contain a provision known as a "saving clause." Exceptions specified in the saving clause may permit an exemption from tax to continue for certain types of income even after the payee has otherwise become a U.S. resident alien for tax purposes.

If you are a U.S. resident alien who is relying on an exception contained in the saving clause of a tax treaty to claim an exemption from U.S. tax on certain types of income, you must attach a statement to Form W-9 that specifies the following five items.

1. The treaty country. Generally, this must be the same treaty under which you claimed exemption from tax as a nonresident alien.

2. The treaty article addressing the income.

3. The article number (or location) in the tax treaty that contains the saving clause and its exceptions.

4. The type and amount of income that qualifies for the exemption from tax.

5. Sufficient facts to justify the exemption from tax under the terms of the treaty article.

Example. Article 20 of the U.S.-China income tax treaty allows an exemption from tax for scholarship income received by a Chinese student temporarily present in the United States. Under U.S. law, this student will become a resident alien for tax purposes if his or her stay in the United States exceeds 5 calendar years. However, paragraph 2 of the first Protocol to the U.S.-China treaty (dated April 30, 1984) allows the provisions of Article 20 to continue to apply even after the Chinese student becomes a resident alien of the United States. A Chinese student who qualifies for this exception (under paragraph 2 of the first protocol) and is relying on this exception to claim an exemption from tax on his or her scholarship or fellowship income would attach to Form W-9 a statement that includes the information described above to support that exemption.

If you are a nonresident alien or a foreign entity, give the requester the appropriate completed Form W-8 or Form 8233.

Backup Withholding

What is backup withholding? Persons making certain payments to you must under certain conditions withhold and pay to the IRS 24% of such payments. This is called "backup withholding." Payments that may be subject to backup withholding include interest, tax-exempt interest, dividends, broker and barter exchange transactions, rents, royalties, nonemployee pay, payments made in settlement of payment card and third party network transactions, and certain payments from fishing boat operators. Real estate transactions are not subject to backup withholding.

You will not be subject to backup withholding on payments you receive if you give the requester your correct TIN, make the proper certifications, and report all your taxable interest and dividends on your tax return.

Payments you receive will be subject to backup withholding if:

1. You do not furnish your TIN to the requester,

2. You do not certify your TIN when required (see the instructions for Part II for details),

3. The IRS tells the requester that you furnished an incorrect TIN,

4. The IRS tells you that you are subject to backup withholding because you did not report all your interest and dividends on your tax return (for reportable interest and dividends only), or

5. You do not certify to the requester that you are not subject to backup withholding under 4 above (for reportable interest and dividend accounts opened after 1983 only).

Certain payees and payments are exempt from backup withholding. See *Exempt payee code,* later, and the separate Instructions for the Requester of Form W-9 for more information.

Also see *Special rules for partnerships,* earlier.

What is FATCA Reporting?

The Foreign Account Tax Compliance Act (FATCA) requires a participating foreign financial institution to report all United States account holders that are specified United States persons. Certain payees are exempt from FATCA reporting. See *Exemption from FATCA reporting code,* later, and the Instructions for the Requester of Form W-9 for more information.

Updating Your Information

You must provide updated information to any person to whom you claimed to be an exempt payee if you are no longer an exempt payee and anticipate receiving reportable payments in the future from this person. For example, you may need to provide updated information if you are a C corporation that elects to be an S corporation, or if you no longer are tax exempt. In addition, you must furnish a new Form W-9 if the name or TIN changes for the account; for example, if the grantor of a grantor trust dies.

Penalties

Failure to furnish TIN. If you fail to furnish your correct TIN to a requester, you are subject to a penalty of $50 for each such failure unless your failure is due to reasonable cause and not to willful neglect.

Civil penalty for false information with respect to withholding. If you make a false statement with no reasonable basis that results in no backup withholding, you are subject to a $500 penalty.

Criminal penalty for falsifying information. Willfully falsifying certifications or affirmations may subject you to criminal penalties including fines and/or imprisonment.

Misuse of TINs. If the requester discloses or uses TINs in violation of federal law, the requester may be subject to civil and criminal penalties.

Specific Instructions

Line 1

You must enter one of the following on this line; **do not** leave this line blank. The name should match the name on your tax return.

If this Form W-9 is for a joint account (other than an account maintained by a foreign financial institution (FFI)), list first, and then circle, the name of the person or entity whose number you entered in Part I of Form W-9. If you are providing Form W-9 to an FFI to document a joint account, each holder of the account that is a U.S. person must provide a Form W-9.

a. **Individual.** Generally, enter the name shown on your tax return. If you have changed your last name without informing the Social Security Administration (SSA) of the name change, enter your first name, the last name as shown on your social security card, and your new last name.

Note: ITIN applicant: Enter your individual name as it was entered on your Form W-7 application, line 1a. This should also be the same as the name you entered on the Form 1040/1040A/1040EZ you filed with your application.

b. **Sole proprietor or single-member LLC.** Enter your individual name as shown on your 1040/1040A/1040EZ on line 1. You may enter your business, trade, or "doing business as" (DBA) name on line 2.

c. **Partnership, LLC that is not a single-member LLC, C corporation, or S corporation.** Enter the entity's name as shown on the entity's tax return on line 1 and any business, trade, or DBA name on line 2.

d. **Other entities.** Enter your name as shown on required U.S. federal tax documents on line 1. This name should match the name shown on the charter or other legal document creating the entity. You may enter any business, trade, or DBA name on line 2.

e. **Disregarded entity.** For U.S. federal tax purposes, an entity that is disregarded as an entity separate from its owner is treated as a "disregarded entity." See Regulations section 301.7701-2(c)(2)(iii). Enter the owner's name on line 1. The name of the entity entered on line 1 should never be a disregarded entity. The name on line 1 should be the name shown on the income tax return on which the income should be reported. For example, if a foreign LLC that is treated as a disregarded entity for U.S. federal tax purposes has a single owner that is a U.S. person, the U.S. owner's name is required to be provided on line 1. If the direct owner of the entity is also a disregarded entity, enter the first owner that is not disregarded for federal tax purposes. Enter the disregarded entity's name on line 2, "Business name/disregarded entity name." If the owner of the disregarded entity is a foreign person, the owner must complete an appropriate Form W-8 instead of a Form W-9. This is the case even if the foreign person has a U.S. TIN.

Line 2

If you have a business name, trade name, DBA name, or disregarded entity name, you may enter it on line 2.

Line 3

Check the appropriate box on line 3 for the U.S. federal tax classification of the person whose name is entered on line 1. Check only one box on line 3.

IF the entity/person on line 1 is a(n) . . .	THEN check the box for . . .
• Corporation	Corporation
• Individual • Sole proprietorship, or • Single-member limited liability company (LLC) owned by an individual and disregarded for U.S. federal tax purposes.	Individual/sole proprietor or single-member LLC
• LLC treated as a partnership for U.S. federal tax purposes, • LLC that has filed Form 8832 or 2553 to be taxed as a corporation, or • LLC that is disregarded as an entity separate from its owner but the owner is another LLC that is not disregarded for U.S. federal tax purposes.	Limited liability company and enter the appropriate tax classification. (P= Partnership; C= C corporation; or S= S corporation)
• Partnership	Partnership
• Trust/estate	Trust/estate

Line 4, Exemptions

If you are exempt from backup withholding and/or FATCA reporting, enter in the appropriate space on line 4 any code(s) that may apply to you.

Exempt payee code.

- Generally, individuals (including sole proprietors) are not exempt from backup withholding.
- Except as provided below, corporations are exempt from backup withholding for certain payments, including interest and dividends.
- Corporations are not exempt from backup withholding for payments made in settlement of payment card or third party network transactions.
- Corporations are not exempt from backup withholding with respect to attorneys' fees or gross proceeds paid to attorneys, and corporations that provide medical or health care services are not exempt with respect to payments reportable on Form 1099-MISC.

The following codes identify payees that are exempt from backup withholding. Enter the appropriate code in the space in line 4.

1—An organization exempt from tax under section 501(a), any IRA, or a custodial account under section 403(b)(7) if the account satisfies the requirements of section 401(f)(2)

2—The United States or any of its agencies or instrumentalities

3—A state, the District of Columbia, a U.S. commonwealth or possession, or any of their political subdivisions or instrumentalities

4—A foreign government or any of its political subdivisions, agencies, or instrumentalities

5—A corporation

6—A dealer in securities or commodities required to register in the United States, the District of Columbia, or a U.S. commonwealth or possession

7—A futures commission merchant registered with the Commodity Futures Trading Commission

8—A real estate investment trust

9—An entity registered at all times during the tax year under the Investment Company Act of 1940

10—A common trust fund operated by a bank under section 584(a)

11—A financial institution

12—A middleman known in the investment community as a nominee or custodian

13—A trust exempt from tax under section 664 or described in section 4947

The following chart shows types of payments that may be exempt from backup withholding. The chart applies to the exempt payees listed above, 1 through 13.

IF the payment is for . . .	THEN the payment is exempt for . . .
Interest and dividend payments	All exempt payees except for 7
Broker transactions	Exempt payees 1 through 4 and 6 through 11 and all C corporations. S corporations must not enter an exempt payee code because they are exempt only for sales of noncovered securities acquired prior to 2012.
Barter exchange transactions and patronage dividends	Exempt payees 1 through 4
Payments over $600 required to be reported and direct sales over $5,000[1]	Generally, exempt payees 1 through 5[2]
Payments made in settlement of payment card or third party network transactions	Exempt payees 1 through 4

[1] See Form 1099-MISC, Miscellaneous Income, and its instructions.

[2] However, the following payments made to a corporation and reportable on Form 1099-MISC are not exempt from backup withholding: medical and health care payments, attorneys' fees, gross proceeds paid to an attorney reportable under section 6045(f), and payments for services paid by a federal executive agency.

Exemption from FATCA reporting code. The following codes identify payees that are exempt from reporting under FATCA. These codes apply to persons submitting this form for accounts maintained outside of the United States by certain foreign financial institutions. Therefore, if you are only submitting this form for an account you hold in the United States, you may leave this field blank. Consult with the person requesting this form if you are uncertain if the financial institution is subject to these requirements. A requester may indicate that a code is not required by providing you with a Form W-9 with "Not Applicable" (or any similar indication) written or printed on the line for a FATCA exemption code.

A—An organization exempt from tax under section 501(a) or any individual retirement plan as defined in section 7701(a)(37)

B—The United States or any of its agencies or instrumentalities

C—A state, the District of Columbia, a U.S. commonwealth or possession, or any of their political subdivisions or instrumentalities

D—A corporation the stock of which is regularly traded on one or more established securities markets, as described in Regulations section 1.1472-1(c)(1)(i)

E—A corporation that is a member of the same expanded affiliated group as a corporation described in Regulations section 1.1472-1(c)(1)(i)

F—A dealer in securities, commodities, or derivative financial instruments (including notional principal contracts, futures, forwards, and options) that is registered as such under the laws of the United States or any state

G—A real estate investment trust

H—A regulated investment company as defined in section 851 or an entity registered at all times during the tax year under the Investment Company Act of 1940

I—A common trust fund as defined in section 584(a)

J—A bank as defined in section 581

K—A broker

L—A trust exempt from tax under section 664 or described in section 4947(a)(1)

M—A tax exempt trust under a section 403(b) plan or section 457(g) plan

Note: You may wish to consult with the financial institution requesting this form to determine whether the FATCA code and/or exempt payee code should be completed.

Line 5

Enter your address (number, street, and apartment or suite number). This is where the requester of this Form W-9 will mail your information returns. If this address differs from the one the requester already has on file, write NEW at the top. If a new address is provided, there is still a chance the old address will be used until the payor changes your address in their records.

Line 6

Enter your city, state, and ZIP code.

Part I. Taxpayer Identification Number (TIN)

Enter your TIN in the appropriate box. If you are a resident alien and you do not have and are not eligible to get an SSN, your TIN is your IRS individual taxpayer identification number (ITIN). Enter it in the social security number box. If you do not have an ITIN, see *How to get a TIN* below.

If you are a sole proprietor and you have an EIN, you may enter either your SSN or EIN.

If you are a single-member LLC that is disregarded as an entity separate from its owner, enter the owner's SSN (or EIN, if the owner has one). Do not enter the disregarded entity's EIN. If the LLC is classified as a corporation or partnership, enter the entity's EIN.

Note: See *What Name and Number To Give the Requester,* later, for further clarification of name and TIN combinations.

How to get a TIN. If you do not have a TIN, apply for one immediately. To apply for an SSN, get Form SS-5, Application for a Social Security Card, from your local SSA office or get this form online at *www.SSA.gov*. You may also get this form by calling 1-800-772-1213. Use Form W-7, Application for IRS Individual Taxpayer Identification Number, to apply for an ITIN, or Form SS-4, Application for Employer Identification Number, to apply for an EIN. You can apply for an EIN online by accessing the IRS website at *www.irs.gov/Businesses* and clicking on Employer Identification Number (EIN) under Starting a Business. Go to *www.irs.gov/Forms* to view, download, or print Form W-7 and/or Form SS-4. Or, you can go to *www.irs.gov/OrderForms* to place an order and have Form W-7 and/or SS-4 mailed to you within 10 business days.

If you are asked to complete Form W-9 but do not have a TIN, apply for a TIN and write "Applied For" in the space for the TIN, sign and date the form, and give it to the requester. For interest and dividend payments, and certain payments made with respect to readily tradable instruments, generally you will have 60 days to get a TIN and give it to the requester before you are subject to backup withholding on payments. The 60-day rule does not apply to other types of payments. You will be subject to backup withholding on all such payments until you provide your TIN to the requester.

Note: Entering "Applied For" means that you have already applied for a TIN or that you intend to apply for one soon.

Caution: A disregarded U.S. entity that has a foreign owner must use the appropriate Form W-8.

Part II. Certification

To establish to the withholding agent that you are a U.S. person, or resident alien, sign Form W-9. You may be requested to sign by the withholding agent even if item 1, 4, or 5 below indicates otherwise.

For a joint account, only the person whose TIN is shown in Part I should sign (when required). In the case of a disregarded entity, the person identified on line 1 must sign. Exempt payees, see *Exempt payee code,* earlier.

Signature requirements. Complete the certification as indicated in items 1 through 5 below.

1. Interest, dividend, and barter exchange accounts opened before 1984 and broker accounts considered active during 1983. You must give your correct TIN, but you do not have to sign the certification.

2. Interest, dividend, broker, and barter exchange accounts opened after 1983 and broker accounts considered inactive during 1983. You must sign the certification or backup withholding will apply. If you are subject to backup withholding and you are merely providing your correct TIN to the requester, you must cross out item 2 in the certification before signing the form.

3. Real estate transactions. You must sign the certification. You may cross out item 2 of the certification.

4. Other payments. You must give your correct TIN, but you do not have to sign the certification unless you have been notified that you have previously given an incorrect TIN. "Other payments" include payments made in the course of the requester's trade or business for rents, royalties, goods (other than bills for merchandise), medical and health care services (including payments to corporations), payments to a nonemployee for services, payments made in settlement of payment card and third party network transactions, payments to certain fishing boat crew members and fishermen, and gross proceeds paid to attorneys (including payments to corporations).

5. Mortgage interest paid by you, acquisition or abandonment of secured property, cancellation of debt, qualified tuition program payments (under section 529), ABLE accounts (under section 529A), IRA, Coverdell ESA, Archer MSA or HSA contributions or distributions, and pension distributions. You must give your correct TIN, but you do not have to sign the certification.

What Name and Number To Give the Requester

For this type of account:	Give name and SSN of:
1. Individual	The individual
2. Two or more individuals (joint account) other than an account maintained by an FFI	The actual owner of the account or, if combined funds, the first individual on the account[1]
3. Two or more U.S. persons (joint account maintained by an FFI)	Each holder of the account
4. Custodial account of a minor (Uniform Gift to Minors Act)	The minor[2]
5. a. The usual revocable savings trust (grantor is also trustee)	The grantor-trustee[1]
b. So-called trust account that is not a legal or valid trust under state law	The actual owner[1]
6. Sole proprietorship or disregarded entity owned by an individual	The owner[3]
7. Grantor trust filing under Optional Form 1099 Filing Method 1 (see Regulations section 1.671-4(b)(2)(i)(A))	The grantor*
For this type of account:	**Give name and EIN of:**
8. Disregarded entity not owned by an individual	The owner
9. A valid trust, estate, or pension trust	Legal entity[4]
10. Corporation or LLC electing corporate status on Form 8832 or Form 2553	The corporation
11. Association, club, religious, charitable, educational, or other tax-exempt organization	The organization
12. Partnership or multi-member LLC	The partnership
13. A broker or registered nominee	The broker or nominee
14. Account with the Department of Agriculture in the name of a public entity (such as a state or local government, school district, or prison) that receives agricultural program payments	The public entity
15. Grantor trust filing under the Form 1041 Filing Method or the Optional Form 1099 Filing Method 2 (see Regulations section 1.671-4(b)(2)(i)(B))	The trust

[1] List first and circle the name of the person whose number you furnish. If only one person on a joint account has an SSN, that person's number must be furnished.

[2] Circle the minor's name and furnish the minor's SSN.

[3] You must show your individual name and you may also enter your business or DBA name on the "Business name/disregarded entity" name line. You may use either your SSN or EIN (if you have one), but the IRS encourages you to use your SSN.

[4] List first and circle the name of the trust, estate, or pension trust. (Do not furnish the TIN of the personal representative or trustee unless the legal entity itself is not designated in the account title.) Also see *Special rules for partnerships,* earlier.

***Note:** The grantor also must provide a Form W-9 to trustee of trust.

Note: If no name is circled when more than one name is listed, the number will be considered to be that of the first name listed.

Secure Your Tax Records From Identity Theft

Identity theft occurs when someone uses your personal information such as your name, SSN, or other identifying information, without your permission, to commit fraud or other crimes. An identity thief may use your SSN to get a job or may file a tax return using your SSN to receive a refund.

To reduce your risk:

- Protect your SSN,
- Ensure your employer is protecting your SSN, and
- Be careful when choosing a tax preparer.

If your tax records are affected by identity theft and you receive a notice from the IRS, respond right away to the name and phone number printed on the IRS notice or letter.

If your tax records are not currently affected by identity theft but you think you are at risk due to a lost or stolen purse or wallet, questionable credit card activity or credit report, contact the IRS Identity Theft Hotline at 1-800-908-4490 or submit Form 14039.

For more information, see Pub. 5027, Identity Theft Information for Taxpayers.

Victims of identity theft who are experiencing economic harm or a systemic problem, or are seeking help in resolving tax problems that have not been resolved through normal channels, may be eligible for Taxpayer Advocate Service (TAS) assistance. You can reach TAS by calling the TAS toll-free case intake line at 1-877-777-4778 or TTY/TDD 1-800-829-4059.

Protect yourself from suspicious emails or phishing schemes. Phishing is the creation and use of email and websites designed to mimic legitimate business emails and websites. The most common act is sending an email to a user falsely claiming to be an established legitimate enterprise in an attempt to scam the user into surrendering private information that will be used for identity theft.

The IRS does not initiate contacts with taxpayers via emails. Also, the IRS does not request personal detailed information through email or ask taxpayers for the PIN numbers, passwords, or similar secret access information for their credit card, bank, or other financial accounts.

If you receive an unsolicited email claiming to be from the IRS, forward this message to *phishing@irs.gov.* You may also report misuse of the IRS name, logo, or other IRS property to the Treasury Inspector General for Tax Administration (TIGTA) at 1-800-366-4484. You can forward suspicious emails to the Federal Trade Commission at *spam@uce.gov* or report them at *www.ftc.gov/complaint.* You can contact the FTC at *www.ftc.gov/idtheft* or 877-IDTHEFT (877-438-4338). If you have been the victim of identity theft, see *www.IdentityTheft.gov* and Pub. 5027.

Visit *www.irs.gov/IdentityTheft* to learn more about identity theft and how to reduce your risk.

Privacy Act Notice

Section 6109 of the Internal Revenue Code requires you to provide your correct TIN to persons (including federal agencies) who are required to file information returns with the IRS to report interest, dividends, or certain other income paid to you; mortgage interest you paid; the acquisition or abandonment of secured property; the cancellation of debt; or contributions you made to an IRA, Archer MSA, or HSA. The person collecting this form uses the information on the form to file information returns with the IRS, reporting the above information. Routine uses of this information include giving it to the Department of Justice for civil and criminal litigation and to cities, states, the District of Columbia, and U.S. commonwealths and possessions for use in administering their laws. The information also may be disclosed to other countries under a treaty, to federal and state agencies to enforce civil and criminal laws, or to federal law enforcement and intelligence agencies to combat terrorism. You must provide your TIN whether or not you are required to file a tax return. Under section 3406, payers must generally withhold a percentage of taxable interest, dividend, and certain other payments to a payee who does not give a TIN to the payer. Certain penalties may also apply for providing false or fraudulent information.

Certification Number: 012521-02
Industry: Construction Services

The Governor's Office of Diversity Business Enterprise for the State of Tennessee, having determined that

Great Southern Recreation, LLC

has successfully met the certification requirements as outlined in Tennessee Code Annotated Title 12, Chapter 3, Part 8, and the policies adopted thereunder, hereby grants the designation of

Woman Owned Business

and is recognized as such until the expiration of registration and certification on

January 25, 2024

CERTIFICATE OF LIABILITY INSURANCE

DATE (MM/DD/YYYY): 5/4/2021

THIS CERTIFICATE IS ISSUED AS A MATTER OF INFORMATION ONLY AND CONFERS NO RIGHTS UPON THE CERTIFICATE HOLDER. THIS CERTIFICATE DOES NOT AFFIRMATIVELY OR NEGATIVELY AMEND, EXTEND OR ALTER THE COVERAGE AFFORDED BY THE POLICIES BELOW. THIS CERTIFICATE OF INSURANCE DOES NOT CONSTITUTE A CONTRACT BETWEEN THE ISSUING INSURER(S), AUTHORIZED REPRESENTATIVE OR PRODUCER, AND THE CERTIFICATE HOLDER.

IMPORTANT: If the certificate holder is an ADDITIONAL INSURED, the policy(ies) must be endorsed. If SUBROGATION IS WAIVED, subject to the terms and conditions of the policy, certain policies may require an endorsement. A statement on this certificate does not confer rights to the certificate holder in lieu of such endorsement(s).

PRODUCER

Miller Loughry Beach
214 West College Street
PO Box 7001
Murfreesboro TN 37133-7001

CONTACT NAME: MLB Support
PHONE (A/C, No, Ext): (615)896-9292 FAX (A/C, No): (615)849-1586
E-MAIL ADDRESS: mlbsupport@mlbins.com

INSURER(S) AFFORDING COVERAGE	NAIC #
INSURER A: The Cincinnati Insurance Company	10677
INSURER B: Bridgefield Casualty	
INSURER C:	
INSURER D:	
INSURER E:	
INSURER F:	

INSURED

Great Southern Recreation LLC
2441-Q Old Fort Pkwy #462
Murfreesboro TN 37128

COVERAGES **CERTIFICATE NUMBER:** 21-22 GL AU WC UMB **REVISION NUMBER:**

THIS IS TO CERTIFY THAT THE POLICIES OF INSURANCE LISTED BELOW HAVE BEEN ISSUED TO THE INSURED NAMED ABOVE FOR THE POLICY PERIOD INDICATED. NOTWITHSTANDING ANY REQUIREMENT, TERM OR CONDITION OF ANY CONTRACT OR OTHER DOCUMENT WITH RESPECT TO WHICH THIS CERTIFICATE MAY BE ISSUED OR MAY PERTAIN, THE INSURANCE AFFORDED BY THE POLICIES DESCRIBED HEREIN IS SUBJECT TO ALL THE TERMS, EXCLUSIONS AND CONDITIONS OF SUCH POLICIES. LIMITS SHOWN MAY HAVE BEEN REDUCED BY PAID CLAIMS.

INSR LTR	TYPE OF INSURANCE	ADDL INSD	SUBR WVD	POLICY NUMBER	POLICY EFF (MM/DD/YYYY)	POLICY EXP (MM/DD/YYYY)	LIMITS	
A	X COMMERCIAL GENERAL LIABILITY CLAIMS-MADE / X OCCUR GEN'L AGGREGATE LIMIT APPLIES PER: POLICY / x PRO-JECT / LOC OTHER:			ENP 0433248	4/10/2021	4/10/2022	EACH OCCURRENCE	$ 1,000,000
							DAMAGE TO RENTED PREMISES (Ea occurrence)	$ 500,000
							MED EXP (Any one person)	$ 10,000
							PERSONAL & ADV INJURY	$ 1,000,000
							GENERAL AGGREGATE	$ 2,000,000
							PRODUCTS - COMP/OP AGG	$ 2,000,000
							Employment Practices Liability Cove	$ 100,000
A	AUTOMOBILE LIABILITY X ANY AUTO ALL OWNED AUTOS / SCHEDULED AUTOS x HIRED AUTOS / x NON-OWNED AUTOS			ENP 0433248	4/10/2021	4/10/2022	COMBINED SINGLE LIMIT (Ea accident)	$ 1,000,000
							BODILY INJURY (Per person)	$
							BODILY INJURY (Per accident)	$
							PROPERTY DAMAGE (Per accident)	$
							PRMNC	$
A	X UMBRELLA LIAB / x OCCUR EXCESS LIAB / CLAIMS-MADE DED / x RETENTION $ 0			ENP 0433248	4/10/2021	4/10/2022	EACH OCCURRENCE	$ 5,000,000
							AGGREGATE	$ 5,000,000
								$
B	WORKERS COMPENSATION AND EMPLOYERS' LIABILITY ANY PROPRIETOR/PARTNER/EXECUTIVE OFFICER/MEMBER EXCLUDED? (Mandatory in NH) Y/N: Y If yes, describe under DESCRIPTION OF OPERATIONS below	N/A		0196-45848	4/10/2021	4/10/2022	x PER STATUTE / OTH-ER	
							E.L. EACH ACCIDENT	$ 1,000,000
							E.L. DISEASE - EA EMPLOYEE	$ 1,000,000
							E.L. DISEASE - POLICY LIMIT	$ 1,000,000
A	Installation Floater			ENP 0433248	4/10/2021	4/10/2022	Deductible $5,000	600,000

DESCRIPTION OF OPERATIONS / LOCATIONS / VEHICLES (ACORD 101, Additional Remarks Schedule, may be attached if more space is required)

See policy for specific coverage and exclusions.

CERTIFICATE HOLDER

For Insured's Records Only

CANCELLATION

SHOULD ANY OF THE ABOVE DESCRIBED POLICIES BE CANCELLED BEFORE THE EXPIRATION DATE THEREOF, NOTICE WILL BE DELIVERED IN ACCORDANCE WITH THE POLICY PROVISIONS.

AUTHORIZED REPRESENTATIVE

Eddie Miller/VICKYJ

© 1988-2014 ACORD CORPORATION. All rights reserved.

CPSI

National Recreation and Park Association

Let it be known that

JACOB PETERMAN

has met the requirements of the standards set forth by the
National Certification Board
and is hereby granted certification as a

Certified Playground Safety Inspector

CHAIRPERSON

NRPA PRESIDENT AND CEO

September 18, 2019
DATE CERTIFIED

46826-1022
CERTIFICATION NUMBER

October 01, 2022
EXPIRATION DATE

NRPA National Recreation and Park Association
Because everyone deserves a great park

Great Southern Recreation Key Personnel

Justin and Abby Vance

Owner and CEO

Jeff Gattis

Director of Construction

Rob Cantrell

Construction Superintendent

Ben Bowden

Logistics Director

Jake Peterman

Territory Manager

PLAYCRAFT® SYSTEMS

A PLAYCORE Company

THIS CERTIFIES THAT

Southern Assembly Co.

HAS SUCCESSFULLY DEMONSTRATED THE TECHNICAL PROFICIENCY AND INSTALLATION EXPERIENCE TO MEET THE CRITERIA ESTABLISHED BY PLAYCRAFT SYSTEMS TO BECOME A FACTORY AUTHORIZED PLAYGROUND INSTALLER.

ISSUE DATE:

CJ. SA

VICE PRESIDENT/GENERAL MANAGER

Jake Peterman
865.455.3879
jake@greatsouthernrec.com

To Forsyth Co. Procurement Dept.,

Great Southern Recreation is eager to inform the Town of Tracy City that..

Great Southern Recreation, LLC has never been sued or had any litigations brought against them in the history of the company.

Great Southern Recreation, LLC has never gone bankrupt or defaulted on any loan in the company's history.

Great Southern Recreation, LLC is in healthy financial standing and is beyond financially capability to complete the work that has been requested in the invitation to bid .

Great Southern Recreation, LLC has never defaulted on any payments to employees, vendors or sub-contractors in the history of the company.

Great Southern Recreation, LLC has never taken legal action on any client, vendor or employee in the history of the company.

Great Southern Recreation, LLC is an equal opportunity employer, who does not discriminate against gender, race, or religion.

Territory Manager

Jake Peterman

CERTIFIED SOUTHERN-BUILT™ INSTALLATION

An official proposal from Great Southern isn't limited to parts from a catalog. We've made a plan for the long-term performance and legacy of the space you're building. You'll want to make sure your playground is Southern-built ™.

Exclusive GSR Labor-backed Warranty: Your warranty doesn't stop with the manufacturer. We match their warranty with one of our own. While a warranty scenario is rare, you won't be stuck installing parts yourself and left to hope the repair is compliant with federal guidelines. GSR will ship your warrantied parts and perform the replacement... for the entire life of the warranty.

The Team Approach: We don't dump your project on an installer you've never met. In all phases of your project you'll have full access to your personal Territory Manager, GSR Safety and Operations Manager, Lead Installers, President and Company Owner.

Personal Investment: Everyone connected to your project is personally invested and follows the GSR mantra of being proud of the work they leave behind.

Compliance: Your installation will be completed by certified professionals holding an up-to-date CPSI certificate. Whether our in-house crews or a certified subcontractor we've worked with for years, you're in good hands. Your playground will be in compliance with all ASTM, CPSC and ADA guidelines.

Truly turn-key: Your installation includes shipping, unloading, staging, assembly and finishing. When we say "turn-key", we won't send you a list of exclusions and things you're responsible for.

YOU'RE IN THE RIGHT PLACE. YOUR BETTER WORLD, STARTS RIGHT HERE.

GreatSouthernRec.com	1.800.390.8438	Info@GreatSouthernRec.com

2021 PLAYCRAFT SPECIFICATIONS

5/12/2021

Playcraft Systems' commitment to craftmanship and commitment extends throughout all product offerings. Utilizing superior materials and industry leading manufacturing techniques, our Round 5, Round 3.5, Revolution, and Freestanding Events are tested and validated to be in conformance with ASTM F1487 and CSA Z614-14 Standards.

SECTION 1 - GENERAL SPECIFICATIONS (Playground Equipment)

Hardware/Fasteners all metal hardware shall be stainless steel, zinc plated, or galvanized as required to resist rust and corrosion. Pinned tamper resistant hardware with thread lock patch shall be used for all principal connections. Hardware Caps shall be a UV-Stabilized, polypropylene based plastic consisting of two parts, a base and crown. Specified hardware is attached through the base to post support and finished with a crown to form a smooth tamper-resistant attachment point. All hardware shall be shipped in individual component-specific hardware packages.

Rotationally Molded Polyethylene shall be manufactured from hot compounded linear low-density polyethylene resins. Hot compounded polyethylene resins include UV inhibitors and anti-static additives providing superior performance, durability, fade resistance (tested to a long term UV16 rating), and a more uniform, colorfast appearance and thickness. All rotationally molded, low-density polyethylene plastic components shall be available in a variety of colors and have an average wall thickness of .250". All components shall comply with ASTM D 638-02 (minimum 2500 PSI tensile strength), ASTM D-790 (Flex Modulus Test), ASTM D-648 (Heat Distortion Temperature Test), ARM-STD (Low Temperature Impact Test).

High Density Polyethylene - (HDPE) Sheet Stock Parts All HDPE components shall be manufactured from 1", 3/4", and 1/2" thick, high-density, hot extruded polyethylene sheet plastic specially formulated for optimum UV stability and color retention. Components shall be cut or machined to size with routed design elements and available in a variety of solid or dual-colors. All HDPE components shall comply with ASTM D1505 (density of .955 g/cc), ASTM D638 (tensile strength of 4000 PSI), D790 (Flex Modulus Test), and D648 (Heat Distortion Temperature Test).

Powder Coating all steel, aluminum, and die cast components shall be thoroughly prepared prior to receiving final powder coat finish. Preparation includes quality inspection of every component and connection, grinding and hand filing of each weld to remove excess material and spatter, cleansing in a multi-step process which includes a hot phosphatizing bath and rinse followed by a non-chrome seal for added corrosion resistance. Components shall be preheated and fully dried prior to receiving a 3-5 mil thick electrostatically applied epoxy primer coating (covering entire component - not just welds) for superior powder adhesion and corrosion resistance. An 8-11 mil thick architectural grade Super Durable polyester TGIC powder shall be electrostatically applied and baked achieving a thickness of 11-16 mils. All polyester powder coatings shall comply with ASTM standards: D-522 (Flexibility Mandrel Test), D-2794 (Impact Resistance Test), B-117 (Salt Spray Weatherability Test), D-3363 (Pencil Hardness Test), D-2454 (Overbake Resistance Test), D-3359B (Adhesion Crosshatching Test). Powder coatings are available in a variety of colors.

PlayTuff™ Coating shall be applied to specific metal components with a 120-160 mil thickness. Prior to PlayTuff™ coating, components shall be thoroughly prepared and cleaned in a multi-stage phosphatizing wash, followed by a uniform application of Playcraft formulated primer. Upon preheating to a minimum of 350 degrees, components shall be dipped in a UV stabilized Polyvinyl Chloride liquid followed by a 400 degree salt cured bath. All Play-Tuff™ Coated Parts shall comply with ASTM D-624 (Tear Strength Test), ASTM D-412 (Tensile Strength Test). PlayTuff™ Coatings shall provide a slip resistant surface and are available a variety of colors.

Tubular Steel and Metal Components shall be heavy-gauge and pre-galvanized including internal corrosion protection. Tube shall be formed and/or fabricated into required components and finished as specified. All tubular steel components shall comply with ASTM standards: A-500/A-513 (Steel Tubing). Prior to receiving Powder Coating or PlayTuff™ Coating, all metal components shall be zinc plated, cadmium plated, or galvanized to resist rust and corrosion.

Steel Walls shall be fabricated using 1.029" O.D. 14 gauge tube steel welded vertically on 4" centers between vertical 1.315" O.D. 12 gauge tube steel balusters and horizontal 1.315" O.D. 12 gauge tube steel rails, top & bottom. Brackets may be welded to the ends of each rail and between the verticals to provide attachment points. Walls shall be finished with a multi-stage baked-on powder coat finish.

Vertical Deck Fillers shall be designed to eliminate the crawl space between decks at different elevations. All deck in-fills shall be made from 12 gauge sheet steel and powder coated after fabrication.

Punched Steel Surfaces steel decks, bridges, ramps, and steps shall be constructed using heavy duty, single piece 12-gauge low carbon sheet steel which shall be formed and fabricated into required designs. Below surface supporting gussets shall be fabricated utilizing 12 gauge sheet steel to insure structural integrity. All punched steel standing surfaces and steps shall receive slip-resistant PlayTuff™ coating with a thickness of 120-160 mils and a uniform 5/16" diameter hole pattern. Deck faces shall have up to 6 attachment slots to accommodate face mounting components. There shall be no unsupported area larger than 1.5 square feet on all deck surfaces. All sheet steel shall conform to ASTM A1011-02.

Post Caps shall be precision die-cast from high strength A-369.1 aluminum alloy and powder coated as specified. Post caps to include Playcraft Systems' exclusive self-sealing design with an overlapping lip (Factory installed and secured in place)

King Collars™ shall be precision die-cast from high strength A-369.1 aluminum alloy and powder coated as specified. King Collars™ to include Playcraft Systems' exclusive dove tail design and face to face connection eliminating string entanglements and extra hardware. King Collars™ shall exhibit a tensile strength of 47,000 PSI and a yield strength of 28,000 PSI.

Climbing Grips shall be precision die-cast from high strength A-369.1 aluminum alloy and coated in a functionalized polyethylene copolymer thermoplastic coating. All thermoplastic coatings shall comply with ASTM standards: ASTM B 2794 (Impact Resistance Test), B-117 (Salt Spray Weatherability Test), ASTM D-638 (Tensile Strength Test). A-369.1 aluminum alloy shall exhibit a tensile strength of 47,000 PSI and a yield strength of 28,000 PSI.

Chain Swings, Chain Nets, Chain Walks and Suspension Bridges shall be 4/0 and/or 5/0 galvanized steel. Chains shall be coated in PlayTuff™ coating coated as required.

Steel-reinforced ropes shall be manufactured with tightly woven, polyester-wrapped, six-stranded galvanized steel cable. Ropes are extremely durable, vandal and abrasion resistant, color stable, and available in a variety of colors.

ROUND-5 PLAY SYSTEM - General Specifications

SPECIFICATIONS:

Aluminum Post Mechanical Properties:	
Yield Strength (min):	35,000 PSI
Tensile Strength (min):	38,000 PSI
% Elongation in 2 Inches:	10
Modulus of Elasticity:	10×10^6 PSI

Round-5 Aluminum Posts shall be constructed of 5" O.D. round 6061-T6 aluminum tubing with a .125” wall thickness. Each post shall be thoroughly prepared prior to receiving final powder coat finish. All post shall include a self-sealing post cap. Post bases shall include a footing pin for securing posts in cement and shall include a minimum loose fill resilient surfacing sticker to be field installed as required. All aluminum posts shall exhibit the following mechanical properties: Tensile Strength of 38,000 PSI (minimum), Yield Strength of 35,000 PSI (minimum). All posts shall be available in a variety of colors.

Steel Post Mechanical Properties:	
Yield Strength (min):	50,000 PSI
Tensile Strength (min):	55,000 PSI
% Elongation in 2 Inches:	25
Modulus of Elasticity:	30×10^6 PSI

Round-5 Steel Posts shall be constructed of 5" O.D. round 11-gauge steel tubing and shall receive a galvanized Flo-Coat inside and out after rolling. Each post shall be thoroughly prepared prior to receiving final powder coat finish. All posts shall include a self-sealing post cap. Post bases shall include a footing pin for securing posts in cement and shall include a minimum loose fill resilient surfacing sticker to be field installed as required. All steel posts shall exhibit the following mechanical properties: Tensile Strength of 55,000 PSI (minimum), Yield Strength of 50,000 PSI (minimum). All posts shall be available in a variety of colors.

Round-5 Attachment Fittings (King Collars™ and Sockets) shall be two-part and precision die-cast from high strength 369.1 aluminum alloy with an ultimate tensile strength of 47,000 PSI and a yield strength of 28,000 PSI. Separate sockets when combined with collars form a unique and versatile method of component-to-post attachment, allowing multiple component attachment points for a cleaner, more balanced design. King Collars™ and Sockets shall be powder coated and available in a variety of colors.

Round-5 Play System Footing Requirements shall vary depending on deck heights, components, and events attached to the structure. Most Round-5 components and posts are available for surface or in-ground mounting.

ROUND-3.5 PLAY SYSTEM - General Specifications

SPECIFICATIONS:

Aluminum Post Mechanical Properties:	
Yield Strength (min):	35,000 PSI
Tensile Strength (min):	38,000 PSI
% Elongation in 2 Inches:	10
Modulus of Elasticity:	10×10^6 PSI

Round-3.5 Aluminum Posts shall be constructed of 3-1/2" O.D. round 6061-T6 aluminum tubing with a .125” wall thickness. Each post shall be thoroughly prepared prior to receiving final powder coat finish. All post shall include a self-sealing post cap. Post bases shall include a footing pin for securing posts in cement and shall include a minimum loose fill resilient surfacing sticker to be field installed as required. All aluminum posts shall exhibit the following mechanical properties: Tensile Strength of 38,000 PSI (minimum), Yield Strength of 35,000 PSI (minimum). All posts shall be available in a variety of colors.

Steel Post Mechanical Properties:	
Yield Strength (min):	50,000 PSI
Tensile Strength (min):	55,000 PSI
% Elongation in 2 Inches:	25
Modulus of Elasticity:	30×10^6 PSI

Round-3.5 Steel Posts shall be constructed of 3-1/2" O.D. round 11-gauge steel tubing and shall receive a galvanized Flo-Coat inside and out after rolling. Each post shall be thoroughly prepared prior to receiving final powder coat finish. All posts shall include a self-sealing post cap. Post bases shall include a footing pin for securing posts in cement and shall include a minimum loose fill resilient surfacing sticker to be field installed as required. All steel posts shall exhibit the following mechanical properties: Tensile Strength of 55,000 PSI (minimum), Yield Strength of 50,000 PSI (minimum). All posts shall be available in a variety of colors.

Round-3.5 Attachment Fittings (King Collars™ and Sockets) shall be two-part and precision die-cast from high strength 369.1 aluminum alloy with an ultimate tensile strength of 47,000 PSI and a yield strength of 28,000 PSI. Separate sockets when combined with collars form a unique and versatile method of component-to-post attachment, allowing multiple component attachment points for a cleaner, more balanced design. King Collars™ and Sockets shall be powder coated and available in a variety of colors.

Round-3.5 Play System Footing Requirements shall vary depending on deck heights, components, and events attached to the structure. Most Round-3.5 components and posts are available for surface or in-ground mounting.

REVOLUTION SYSTEM - General Specifications

SPECIFICATIONS:

Revolution Direct-Bolt Double-Wall Post System (Patent Pending). shall be constructed utilizing (4) primary components: Double-wall mounting sleeves, Core post, Top cap, and Bottom cap. Each mounting sleeve shall be precision die-cast from a high-strength A369.1 aluminum alloy specially formulated to withstand corrosion in harsh climates/environments. Die Cast Sleeves shall be 5” diameter and individually finished with a smooth machined surface. All mounting sleeves shall include factory drilled and threaded component attachment holes. Nylon Plugs shall be included for attachment holes not utilized during play structure assembly. Core post shall be constructed of 3-1/2" O.D. 11-gauge galvanized steel tubing exhibiting the following mechanical properties: Tensile Strength of 55,000 PSI and Yield Strength of 50,000 PSI. Top cap shall be precision die-cast from a high-strength A-369.1 aluminum alloy specially formulated to withstand corrosion in harsh climates/environments with a powder coated as specified. Post caps to include Playcraft Systems’ exclusive self-sealing design with an overlapping lip and are factory installed and secured in place with a self-sealing rivet. Post caps are available in a variety of colors. Bottom Cap shall be precision die-cast from a high-strength A-369.1 aluminum alloy specially formulated to withstand corrosion in harsh climates/environments with a powder coated as specified and factory installed.

Steel Post Mechanical Properties:	
Yield Strength (min):	50,000 PSI
Tensile Strength (min):	55,000 PSI
% Elongation in 2 Inches:	25
Modulus of Elasticity:	30 x 10^6 PSI

Tubular Steel and Metal Components shall be heavy-gauge and pre-galvanized including internal corrosion protection. Tube shall be formed and/or fabricated into required components and finished as specified. All tubular steel components shall comply with ASTM standards: A-500/A-513 (Steel Tubing). Prior to receiving Powder Coating or PlayTuff™ Coating, all metal components shall be zinc plated, cadmium plated, or galvanized to resist rust and corrosion.

Revolution Play System Footing Requirements shall vary depending on post heights, components, and events attached to the structure. Most Revolution components and posts are available for surface or in-ground mounting.

Berliner
Warranty Certificate

Lifetime* Limited Warranty from date of invoice on steel support posts against structural failure due to corrosion, deterioration or manufacturing defects.

15 Year* Limited Warranty from date of invoice on all steel components, rails, loops, tubes, rungs, HDPE panels and components and aluminum connectors against structural failure due to corrosion, deterioration or manufacturing defects.

10 Year* Limited Warranty from date of invoice on all HDPE slides against breakage.

8 Year* Limited Warranty from date of invoice on all timber components against breakage.

5 Year* Limited Warranty from date of invoice on ropes, bamboo, polyethylene and rubber components against structural failure or defects in material or workmanship.

2 Year* Limited Warranty for all moving parts and bearings.

One Year Warranty* Berliner Seilfabrik warrants that all product or equipment purchased will be free from defects in workmanship or materials for one year from the date of invoice. Berliner Seilfabrik will repair or replace the parts of the product or equipment found to be defective free of charge.

***Items not covered in the above Warranties**
Product or equipment that is not installed in conformity with installation instructions provided by Berliner Seilfabrik; product or equipment that has not been maintained and inspected in accordance with Berliner Seilfabrik's instructions; product or equipment that has been subjected to misuse, negligence or accident; product or equipment that has been subjected to addition, modification, alteration, repair, or part substitution by persons other than Berliner Seilfabrik or Berliner Seilfabrik's designees. Labor or damages resulting from vandalism, abnormal use, incorrect installation, and lack of maintenance are not covered by the above warranties. These warranties do not include any or all of the following cosmetic issues: scratches, dents, normal wear and tear, marring, deformation and cracking of timber and bamboo, fading of colors, discoloration, and natural fading. The above warranties are exclusive and lieu of all other warranties, whether expressed or implied, including, but not limited to any warranty of merchantability or fitness for a particular purpose. Further, no representation, oral or written, of any representative of Berliner Seilfabrik may be substituted for the afore described limited warranties. To the extent permitted by law, Berliner Seilfabrik shall not be liable, direct, indirect, special, incidental, or consequential damages which are expressly excluded from the above warranties.

*Any freight costs associated with the warranty claim, any costs for dismantling the defective part in order to replace it, and any installation costs associated with the replacement part(s) are not considered part of this warranty and will not be paid by Berliner Seilfabrik. This warranty excludes liability other than that expressly stated, including but not limited to any incidental or consequential damages.
*For the purpose of this warranty, the term lifetime encompasses no specific term of years, but rather that the seller warrants to its original customer for as long as the original customer owns the product and uses the product for its intended purpose that the product and all parts will be free from defects in material and manufacturing workmanship.

Warranty under Coastal or Chloric Conditions
Environments near sea water or chloric water can be extremely corrosive. Even with the appropriate maintenance, products installed in this environment will typically deteriorate more than products installed in a less severe environment. Some corrosion and/or deterioration is considered „normal wear" in this environment. Any claim for finish failures or for corrosion of other components is not applicable to the above warranty if the installation is in direct contact with chloric water or marine water including water spray. Installations being not in direct contact with marine water but within 220 yards of a sea coast require extra maintenance. Regular documented evidence of washing down with clean water is required for a limited warranty to be considered.

Warranty Claims
To be valid, all warranty claims must be submitted in writing promptly following discovery of the defect(s) and within the specified warranty period. Berliner Seilfabrik requires that all warranty claims be accompanied by a copy of the original invoice and photograph(s) clearly identifying the defect(s) in question.

Product Replacement
Berliner Seilfabrik continually improves its products and equipment and reserves the right, when replacing products or parts, to make approved substitutions in design or specifications.

Loss or Damage in Transit
Berliner Seilfabrik cannot be responsible for the loss or damage of products by common carriers. After the product departs our plant(s), we are no longer responsible for any loss, damage, or shortage.

David Koehler, President
Berliner Seilfabrik Play Equipment Corporation

Berliner
Play equipment for life

Berliner Seilfabrik Play Equipment Corporation - 96 Brookfield Oaks Drive, Suite 140, Greenville, SC 29607, O + 1 877 837 3676

SUPERIOR RECREATIONAL PRODUCTS

SHADE

SRP Shade Warranty

Limited Warranty: SRP Shade Products

Superior Recreational Products (SRP) warrants that its product will be free from defects in materials and workmanship as well as maintain structural integrity for the periods listed below from the date of invoice and once SRP has been paid in full. This warranty is in effect only if the product has been assembled and installed strictly in accordance with the setup instructions provided by SRP, good construction practices, and has been subjected only to normal use and exposure.

- Lifetime* Warranty on playground steel and recycled posts, all stainless steel hardware, c-line fittings, and aluminum post caps
- 20-Year Limited Warranty on Steel Shade Structure
- 10-Year Limited Warranty on Shade Fabric
- 5-Year limited Warranty on Site Amenities, cables, and nets
- 1-Year Limited warranty on moving parts and materials not covered above

The Limited Warranty excludes abnormal conditions, contingent liability, cosmetic defects such as scratches, dents, marring, stripping, peeling, or fading; damage due to incorrect installation, vandalism, misuse, accident wear and tear from normal use; exposure to extreme weather, immersion in salt or chlorine water, damage due to sand, salt spray, or other abrasive and corrosive material; unauthorized repair or modification, abnormal use, or lack of maintenance. The warranty does not cover damages due to “acts of God” such as hail, flooding, lightning, tornadoes, sand storms, shifts of terrain, earthquakes, mudslides, and windstorms.

If product has shade fabric and installed in an area exposed to hurricanes, removal of the shade fabric is required when a hurricane warning is issued.

In the unlikely event of failure, SRP reserves the right to alter the design, color, or contributing factors to rectify the condition and help prevent any future reoccurrence(s). SRP has the option to repair or replace any defect in materials. The warranty is void if any changes, modifications,

additions, or attachments are made to the product without the written consent of the manufacturer.

No signs, objects, ornaments, fans, lights, fixtures, or decorations may be hung from the top part of a shade structure unless specifically designed and engineered by the manufacturer. These items may interfere with the fabric causing the warranty to be void.

SRP excludes any implied warranty of merchantability, fitness, or purpose, and there are no warranties which extend beyond the description of the face hereof. Under no circumstances will SRP be responsible for any indirect, special, consequential, incidental, or liquidated damages due to breach of warranty and such damages are specifically excluded from the warranty.

The owner shall notify SRP with original Sales Order Number issued from SRP to arrange for an inspection within 30 days after discovery of any defect under this warranty and before any alteration or repair is made or attempted. This Limited Warranty shall be null and void if the owner makes any alterations in design.

This warranty is the only express warranty given by the company. No person has authority to change or add to these obligations and liabilities. The company reserves the right to determine whether the fault is caused by faulty workmanship, material, or the part that is defective.

Powder Coat

Superior Recreational Products offers a 5-year Limited Warranty for powder coating to the original purchaser. This Limited Warranty is for factory applied finish only. Damage occurring from shipping, erection, vandalism, accidents, or field modification is not covered in this limited warranty and will require field touch-up immediately and periodically thereafter. The owner must report any defect in powder coat at the time the installation is completed. Not covered by this Limited Warranty are acute angles, welds, and end plates.

The Limited Warranty for powder coating provides the following after a 5-year exposure period when applied according to the recommendations listed on the product's technical data sheet and appropriate surface preparation has been utilized.

- The coatings shall retain their original color with a ΔE of <7.5 units for high chroma colors, (Yellows, Reds, Oranges, ETC.) and a ΔE of<5.0 units for low chroma colors, when tested in accordance with ASTM D 2244.
- The coating shall retain a minimum of 50% of its original glass level after washing, when tested in accordance with ASTM D 523.
- The coating shall exhibit chalking no worse than numerical rating of 6, when evaluated in accordance with ASTM D 659-80.

Traditional Steel Frame Shade Structures

Thread shall be 100% expanded PTFE fiber that is high strength and low shrinkage, which carries a 10-year warranty. This warranties that the sewing thread will be free from defects in material and workmanship and will not be damaged by exposure to sunlight, weather, and water. All other warranties are disclaimed.

SRP fabrics carry a 10-year limited manufacturer's warranty from the date of delivery against failure from significant fading**, deterioration, breakdown, outdoor heat, cold, or discoloration. Should the fabric need to be replaced under the warranty, SRP will manufacture and ship new fabric at no charge for the first six years, thereafter pro-rated at 18% per annum over the last four years.

***The colors red and yellow are warranted against significant fading for only two years. If the corners of the fabric are equipped with both holes in the fabric corner PLUS reinforcing straps, BOTH the strap and fabric hole must be placed over each corner hook or the fabric warranty is void.*

Fabric curtains, valences, or flat vertical panels are not covered under the warranty.

Fabric is not warranted where it is installed on a structure that is not engineered and built by SRP or its agents.

This warranty shall be void if damage to or failure to the shade structure is caused by contact with chemicals, chlorine, bleaching agents, hydrocarbons or hydrocarbon containing solvents, misuse, vandalism, or any act of God, including but not limited to wind in excess of the wind limitations set forth below.

All fabric tops are warranted for sustained winds up to 76 mph (Hurricane Force 1) and for gusts of up to 3 seconds duration up to 90 mph. Removal of the shade fabric is required if damaging winds are called for. Damage due to snow and/or ice accumulation is not covered by this warranty. Canopies should be removed during the "off season."

These structures have been designed to eliminate any friction between the rafters and the fabric. The warranty will, therefore, be voided if any modification (temporary or permanent) is made to the rafter, cross pieces, or ridge beams, or if the fastening apparatus or canopy are not secured accordingly.

The structural steel frames are covered for a period of twenty years against failure due to rust-through corrosion under normal environmental conditions. Workmanship is warranted for a period of five years.

Structures are warranted for winds up to 90 mph only if shade canopies have been removed as per requirement set forth above in the fabric paragraph. Removal and re-installation must be performed by a qualified person or authorized dealer.

This steel warranty shall be void if damage to the steel frame is caused by the installer or from physical damage, damage by salt spray or sprinkler systems, contact with chemicals, chlorine, pollution, misuse, vandalism, or any act of God.

Aluminum and Steel Frame Waterproof Umbrellas

Although all aluminum and steel frame waterproof umbrellas are designed to withstand high wind speeds and have been engineered/tested in wind speeds which exceed 70 mph, SRP does not recommend or warrant the deployment or use of any collapsible umbrella in wind conditions which exceed 45 mph unless where specifically designated and approved in writing by qualified SRP engineers. Horizon umbrellas outfitted with SRP's additional bracing supports will be warranted for wind conditions up to 60 mph and 3-second wind gusts. SRP's warranty will only cover umbrellas that have been properly secured (installed according to manufacturer's installation instructions with a level canopy and plum column) to an approved footer or other approved mounting system. SRP recommends that all retractable umbrellas be securely closed when not in use.

SRP's Cabanas are designed to withstand high wind speeds and have been engineered/tested in wind speeds which exceed 90 mph. However, SRP does not recommend the use of any Cabana in wind conditions which exceed 75 mph unless where specifically designated and approved in writing by qualified SRP engineers. SRP's warranty will only cover Cabanas that have been properly secured to an approved footer or other mounting system.

Waterproof Hypar, Wavecrest, Panorama, and Custom Structures

SRP's fixed waterproof structures are warranted for sustained winds up to 76 mph (Hurricane Force 1) and for gusts of up to 3 seconds duration and up to 90 mph. Removal of the shade fabric is required if damaging winds are called for. Damage due to snow and/or ice accumulation is not covered by this warranty. Canopies should be removed during the "off season." SRP will only warranty products which are properly secured to a footer according to engineering drawings or approved anchoring system.

Further, SRP will not cover any damage to any umbrella frame, canopy, shade, or base device which occurs as a result of contact with the ground or any other foreign object including damage which occurs as a result of sudden and severe weather events or other extreme acts of nature.

Please contact SRP directly if requesting products and mounting foundations to be warranted in sustained wind conditions which exceed the stated warranties per each model.

Cancellation, Return, and Shipping Policy

To view our return policy, please visit superiorrecreationalproducts.com/returns. To view our shipping policy, please visit superiorrecreationalproducts.com/shipping. For information on return material authorizations or any additional information, please call 1.866.353.1014.

**For the purpose of this warranty, lifetime encompasses no specific term of years, but rather that seller warrants to its original customer for as long as the original customer owns the product and uses the product for its intended purpose that the product and all parts will be free from defects in materials and manufacturing workmanship. This warranty does not cover damage caused by vandalism, misuse or abuse, altered or modified parts, or cosmetic damage such as scratches, dents, or fading or weathering and normal wear and tear. This warranty is valid only if the structures are installed in conformity with instructions provided by Superior Recreational Products using approved Superior Recreational Products parts. Superior Recreational Products will deliver the repaired or replacement part or parts to the site free of charge, but will not be responsible for labor or the labor costs of replacement. Warranty claims must be filed within the applicable warranty period and accompanied by a sales order or invoice number.*

Education Capital Projects Fund ($1,000s)

FY2022 - FY2026

	Fiscal Years Ended June 30,				
	2022	2023	2024	2025	2026
Projected Penny Value at .75% Growth	330,937	333,420	335,921	338,441	340,980
Capital Project Pennies	17	17	17	17	17
Source of Funds for Capital Expenditures					
Property Tax Projected at 0.75% Growth	5,626	5,668	5,711	5,753	5,797
Other Revenue (Grants, PY Tax, Other Tax, Investment Income)	533	549	565	582	600
EESI - LED Lighting Project-Funded by WCDE General Fund	2,328				
Unused Funds from the Prior Year	2,608	657	2,839	3,746	841
Revenues	11,095	6,874	9,115	10,082	7,237
Capital Projects Encumbrance Projection					
Trustee Commission	179	140	186	206	148
Technology (Smart Classroom, Tablets, Audio)	640	640	640	640	640
School Buses	946	372	602	388	602
Paving, Sidewalks, & Curbing	75	75	75	75	75
EESI - LED Lighting Project	2,328				
South Central - Doors	170				
West View - Doors	170				
Fall Branch - Door Controls / HVAC Controls	350				
Sulphur Springs - Door & Hardware / HVAC Controls	350				
Boone Stadium Renovations	1,500				
Boone - Football Stadium Turf	750				
Crockett Stadium Renovations	1,500				
Crockett - Football Stadium Turf	750				
Dietary Kitchen Upgrades	600				
DBHS Replace Basketball Goals	70				
DCHS Replace Basketball Goals	60				
System HVAC Controls (Except BCES)		1,700			
DBHS Concrete at Entrance & Curb		233			
DBHS Replace Galvanized Piping		450			
DCHS Replace Galvanized Piping		425			
New Jonesborough K-8			2,900	2,900	2,900
DCHS Re-roof of Annex Buildings			568		
LES New Guttering & Downspouts			43		
LES Replacement of Walls & Fascia Panels			195		
LES Replace Glass in the Courtyard			160		
Old JES Renovation-Repurpose for Alt. School & C.O. Admin.				2,113	
Old JES-Replacement of full HVAC System				2,800	
New BCES-Add. Boiler, pump, pipping, etc.				120	
Transfer					
Total Expenditure Projection	10,438	4,035	5,369	9,241	4,365
Projected Fund Balance (Deficit)	**657**	**2,839**	**3,746**	**841**	**2,873**

WCDE Captial Projects

Fiscal Year and Description	County Education Capital Funds	ESSER Funds	WCDE Federal Funds	WCDE General Fund	Debt Service
FY22					
Trustee Commission	$ 179,000				
Technology (Smart Classroom, Tablets, Audio)	$ 640,000				
School Buses	$ 946,000				
Paving, Sidewalks, & Curbing	$ 75,000				
South Central Elementary Doors and Hardware	$ 170,000				
West View Elemenetary Doors and Hardware	$ 170,000				
Fall Branch Elementary Door Hardware	$ 350,000				
Sulphur Springs Elementary Door Hardware	$ 350,000				
DBHS HVAC		$ 2,425,000			
DCHS HVAC		$ 2,024,000			
Danial Boone HS Stadium Renovations	$ 1,500,000				
David Crocket HS Stadium Renovations	$ 1,500,000				
Danial Boone HS Field Turf	$ 750,000				
David Crockett HS Field Turf	$ 750,000				
Ionization Project (System)		$ 700,000			
BCES Playground Equipment		$ 300,000			
Dietary Kitchen Upgrades	$ 600,000				
DBHS Replace Basketball Goals	$ 70,000				
DCHS Replace Basketball Goals	$ 60,000				
EESI LED Lighting Project					$ 2,327,736
FY22 Totals	*$ 8,110,000*	*$ 5,449,000*	*$ -*	*$ -*	*$ 2,327,736*
EESI	*$ 2,327,736*				
FY22 Total with EESI Expense Total	$ 10,437,736				
FY23					
Trustee Commission	$ 141,000				
Technology (Smart Classroom, Tablets, Audio)	$ 640,000				
School Buses	$ 372,000				
Paving, Sidewalks, & Curbing	$ 75,000				
System HVAC Controls (except BCES)	$ 1,700,000				
DBHS Concrete at entrance and curb	$ 233,000				
DBHS Replace Galvanized Piping	$ 450,000				
DCHS Replace Galvanized Piping	$ 425,000				
New Jonesborough K-8 School Furniture				$ 700,000	
New Jonesborough K-8 School Technology Infrastructure				$ 800,000	
FY23 Totals	*$ 4,036,000*	*$ -*	*$ -*	*$ 1,500,000*	
FY24					
Trustee Commission	$ 187,000				
Technology (Smart Classroom, Tablets, Audio)	$ 640,000				
School Buses	$ 602,000				
Paving, Sidewalks, & Curbing	$ 75,000				
New Jonesborough K-8	$ 2,900,000				
DCHS Re-roof Annex Buildings	$ 567,640				
LES New Guttering & Downspouts	$ 43,231				
LES Replacement wall & fascia panels	$ 195,495				
LES Replace glass in the courtyard	$ 159,871				
FY24 Totals	*$ 5,370,237*				
FY25					
Trustee Commission	$ 206,000				
Technology (Smart Classroom, Tablets, Audio)	$ 640,000				
School Buses	$ 388,000				
Paving, Sidewalks, & Curbing	$ 75,000				
New Jonesborough K-8	$ 2,900,000				
Old JES-Repurpose for Alt. School & Admin.	$ 2,112,505				
Old JES-Replacement of full HVAC System	$ 2,799,779				
New BCES-Add. Boiler, pump, pipping, etc.	$ 120,000				
FY25 Totals	*$ 9,241,284*				

JOB DESCRIPTION

Washington County Schools

Title: School Social Worker

Qualifications:

1. Professional
2. Licensed Master's Social Worker
3. Valid Tennessee Department of Education School Social Work K-12 School Service License

Purpose:

School social workers work with principals, teachers, other school personnel, parents and community agencies to overcome barriers to learning. School social workers provide direct and indirect services to students, families and school personnel to promote and support students' academic and social success.

School social workers will support students in schools in a wide range of job functions. School social work is a specialized area of practice within the broad field of the social work profession. School Social Workers will assist with behavioral concerns, positive behavioral support, academic, and classroom support, consultation with teachers, parents, and administrators.

Essential Functions:

The School Social Worker will perform the following:

1. Provide direct intervention to address the immediate concerns of at-risk students;
2. Collaborates with school, community and agency personnel to address at-risk student concerns;
3. Consult with administrators, teachers and families;
4. Serve on the school and district threat assessment teams;
5. Provide case management services, including, but not limited to referrals to community resources and collaboration with other professionals;
6. Provide training and workshops to teachers, school staff, and parents;
7. Serve as a liaison between schools, families, and community agencies;
8. Perform community collaboration & outreach;
9. Mobilize school and community resources to enable children to learn as effectively as possible;
10. Work to develop and implement interventions for students in need of support of school-related concerns such as but not limited to: truancy, academic achievement, bullying, dropout prevention, harassment, misbehavior, school avoidance, special education, tardiness, underachievement;
11. Provide direct counseling services for identified individual and groups of students.
12. Assist school teams with Functional Behavior Assessments and Posititve Behavior Intervention Plans;
13. Assist school leaders with implementing Response to Intervention and Instruction for Behavior;
14. Crisis intervention and the development and implementation of safety plans;

15. Ability to apply knowledge and skills needed for Special Education Programs, IEPs, and 504 plans;
16. Serve as an ally and advocate for diversity and inclusion; and
17. Other duties as assigned by the Director of Schools.

The preceding list of essential functions is not exhaustive and may be supplemented as necessary.

Physical Demands:

This job may require lifting of objects that exceed 50 pounds, with frequent lifting and/or carrying of objects weighing up to 50 pounds. Other physical demands that may be required are as follows:

1. Pushing and/or pulling;
2. Stooping and or kneeling;
3. Climbing; and
4. Reaching.

Temperament (Personal traits):

1. Ability to demonstrate strengths-based perspective rather than a deficient focus;
2. Ability to demonstrate non-judgmental attitudes
3. Ability to adapt a whole child/holistic approach
4. Ability to demonstrate understanding of multi-tiered systems of support; and
5. Ability to demonstrate cultural competence.

Experience Level:

1. Experience working with youth and families;
2. Experience in clinical or community- based practice;
3. Experience with case management, leadership, and advocacy; and
4. Experience providing psychoeducation, content delivery, or teaching

Capacity and Ability Requirements:

1. Create an inspiring team environment with a culture of open communication;
2. Motivate and encourage all team members;
3. Listen to team members' feedback and resolve any issues and/or conflicts;
4. Recognize high performance and reward accomplishments; and
5. Demonstrate effective oral and written communication skills.

Work Conditions:

1. Normal working environment.

General Requirements:

The above statements are intended to describe the general nature and level of work being performed by people assigned to this position. They are not intended to be a complete list of responsibilities, duties and skills required of personnel as assigned.

Career Coach
Job Description

Qualifications:

Minimum Education requirements: Minimum of an Associates degree with preferred experience in Career and Technical education and/or work-based learning. Preferred three years experience working with middle and high school age students and one year of leadership experience. Must have strong skills in planning, following through on projects, initiative, leadership, creative thinking, and the ability to work with multiple grade levels and community partners.

Job Goal:

- To plan and promote the systems's career exploration initiative to infuse career exploration in K-12 classrooms. Provide training and facilitate staff/students in a career platform. To assist with the development, preparation, and supervision of college and career programming for grades 6-12. To assist in the development and supervision of college and career tracks with WCDE CTE programs of study. Develop and maintain relationships with postsecondary institutions and local industries. Maintain relationships with counselors at all levels as students transition to post-secondary.

Essential Functions:

The following functions are normal for this position. These functions are not to be construed as exclusive or all inclusive. Other duties may be required and assigned.

1. Provide support, engagement, and guidance to help students in grades 5-12 define their career interests and explore educational opportunities.
2. Improve the quality and effectiveness of postsecondary career counseling given to high school students and their families.
3. Plan, design, implement, and deliver content for career development workshops and sessions.
4. In collaboration with the high schools, develop and maintain a current and comprehensive on-line accessible occupational library including information on careers and career clusters, employment prospects and trends, and employment requirements and opportunities.
5. Conduct workshops and sessions for students that focus on career assessment placement testing/multiple measures requirements, financial aid application, opportunities for internships, and Career and College promise credit classes in high school as well as on campus and the community.
6. Provide information on careers, career pathways, and educational requirements.
7. Provide opportunities for job shadowing, mentoring, internships, visits to business and industry, and other career awareness activities.
8. Monitor and track student interest areas and the job market.

Physical Demands
This job may require lifting objects that exceed 25lbs., with frequent lifting and/or carrying of objects weighing up to 10 lbs. Other physical demands that may be required are as follows:

1. Pushing and/or pulling
2. Climbing
3. Stooping and/or kneeling
4. Reaching
5. Talking
6. Hearing
7. Seeing

Temperament (Personal Traits):
1. Adaptability to performing a variety of duties, often changing from one task to another of a different nature without loss of efficiency or composure.
2. Adaptability to accepting responsibility for the direction, control, or planning of an activity.
3. Adaptability to dealing with students.
4. Adaptability to making generalizations, evaluations, or decisions based on sensory or judgmental criteria.

Capacity and Ability Requirements:
Specific capacities and abilities may be required of an individual in order to learn or perform adequately a task or job duty.

1. Intelligence: The ability to understand instructions and underlying principles. Ability to reason and make judgments.
2. Verbal: Ability to understand meanings of words and the ideas associated with them.
3. Numerical: Ability to perform arithmetic operations quickly and accurately.
4. Manual Dexterity: The ability to move the hands easily and manipulate small objects with the fingers.
5. Form Perception: To make visual comparisons and discriminations and see slight differences in shapes and shadings of figures.
6. Color Discrimination: Ability to perceive or recognize similarities or differences in colors or shades or other values of the same color.

Work Conditions:
Normal working environment

General Requirements:
The above statements are intended to describe the general nature and level of work being performed by people assigned to this position. They are not intended to be a complete list of responsibilities, duties, and skills required of personnel so assigned.

TN Department of Education

2021 Local Education Agency Compliance Report

Local education agencies (LEAs) are required to comply with all federal and state education laws and State Board of Education (SBE) rules. This annual compliance report is one mechanism the department uses to ensure education laws and rules are faithfully executed. The commissioner of education is charged with taking corrective action when an LEA is noncompliant with those laws and rules or is not following a department-approved compliance plan.

Each LEA must submit this report and, if applicable, the corresponding corrective action plan, to the department by **November 30, 2021**. During completion, an LEA should carefully check the status of its compliance with all federal and state education laws and SBE rules. The department monitors and verifies LEA compliance via multiple data sources (e.g., Education Information System, internal program managers) and will consider those sources in making a final determination of an LEA's compliance. Beginning school year 2021-22, the department is formally reinstating LEA approval classifications as outlined in SBE Rule 0520-01-02-.01. Annual compliance report data may inform an LEA's approval classification.

- (●) I certify that the LEA is in compliance with all federal and state education laws and SBE rules.
- ( ) I certify that, with the exception of areas indicated in the **attached corrective action plan**, the LEA is in compliance with all federal and state education laws and SBE rules.

LEA: Washington County

Director of Schools/Superintendent Name: Jerry S. Boyd

Director of Schools/Superintendent Signature:

School Board Chair Name: Jason Day

School Board Chair Signature:

Date of School Board Approval: 11/4/21

UPLOAD COMPLETED REPORT TO ePlan BY NOVEMBER 30, 2021
(including the corresponding corrective action plan if applicable).
Upload instructions are accessible here.

Mr. Jerry S. Boyd
Superintendent

405 W. College St.
Jonesborough, TN 37659
Phone (423) 753-1100

2021-2022 Committees

Collaborative Conferencing (TCA; WCBOE Policy; MOU)

Cindy Percell, HR Director -- Chair
Brad Hale, Chief Finance Officer
Jerry Whitaker, Deputy Chief Finance Officer
Dr. Mindy Myers, Chief Student Supports Officer
Dr. Jarrod Adams, Chief Operations Officer
Leslie Lyons *K-8 Principal*
Peggy Wright *9-12 Principal*

Sick Leave Bank (TCA; WCBOE Policy)

Jerry Boyd, Superintendent -- Chair
Mary Beth Dellinger
Chad Fleenor
Regina France
Danielle Mitchell

Special Projects (WCBOE Policy)

Dr. Jarrod Adams, Chief Operations Officer
Phillip Patrick, Maintenance Supervisor
Jamie Gray, *High School Principal*
Brandi Menge*, Elementary Assistant Principal*
Jody Smith *Current High School Teacher of the Year*
Amber Bacon *Current Middle School Teacher of the Year*
Kristen Hensley *Current Elementary Teacher of the Year*
Principal of the Affected School

Board of Directors

Annette Buchanan
Jason Day
Mary Beth Dellinger

Keith Ervin
Chad Fleenor
David Hammond

Mike Masters
Mitch Meredith
Whitney Riddle

WASHINGTON COUNTY SCHOOLS
INSPIRE ★ STRIVE ★ THRIVE

Mr. Jerry S. Boyd
Superintendent

405 W. College St.
Jonesborough, TN 37659
Phone (423) 753-1100

Inservice (required my MOU; Article VII, Sections 1-2, p. 8) (10 members)

Cindy Hayes, Chief Academic Officer, Vice-Chair
Dr. Ashley Keys, Deputy Chief Academic Officer, Chair
Dr. Mindy Myers, Chief Student Support Officer
Crystal Fink, Career Technical Education Director
Jerry Whitaker, Deputy Chief Finance Officer
Dr. Robin Street (WVES), Elementary Principal
Warren Lewis (DBHS), High School Assistant Principal
Marcia Jennings (SSES), K-4 Classroom Teacher*
Jeff Gray (RES), 6-8 Classroom Teacher*
Julie Rastall (DCHS), 9-12 Classroom Teacher*
**A minimum of two classroom teachers must be active WCEA members; 50% of members shall be professional, full-time employees.*

Curriculum (required my MOU; Article VII, Sections 1-2, p. 8) (10 members)

*Danielle Mitchell (GV), K-4 Classroom Teacher**
*Mike Wilson (BCES), 6-8 Classroom Teacher**
*Doug Harris (DCHS), 9-12 Classroom Teacher**
*Kelli Hauldren (DBHS), CTE Classroom Teacher**
*Amber Pugh (FBES), K-12 Related Arts Teacher**
Cindy Hayes, Chief Academic Officer, Vice-Chair
Dr. Ashley Keys, Deputy Chief Academic Officer, Chair
Dr. Mindy Myers, Chief Student Supports Officer
Crystal Fink, Career Technical Education Director
Melinda Carr K-5 ELA, District-wide Instructional Specialist/Coach
**A minimum of two classroom teachers must be active WCEA members; 50% of members shall be professional, full-time employees.*

Calendar* (required my MOU; Article VII, Sections 1-2, p. 8) (16 members)

Annette Buchanon, Board Member (District 1)
Whiney Riddle, Board Member (District 2)
David Hammond, Board Member (District 3)
Parent (District 1)
Parent (District 2)
Parent (District 3)
Christina Yan (DBHS)

Board of Directors

Annette Buchanan
Jason Day
Mary Beth Dellinger
Keith Ervin
Chad Fleenor
David Hammond
Mike Masters
Mitch Meredith
Whitney Riddle

WASHINGTON COUNTY SCHOOLS
INSPIRE ★ STRIVE ★ THRIVE

Mr. Jerry S. Boyd
Superintendent

405 W. College St.
Jonesborough, TN 37659
Phone (423) 753-1100

Mary Beth Collette (DCHS)
Matt Combs (JES), Elementary Principal
Tim Campbell (DBHS), High School Principal
*Dana Green (LES), K-4 Classroom Teacher**
*Marty Murr (JMS), 6-8 Classroom Teacher**
*Jody Smith (DBHS), 9-12 Classroom Teacher**
Cindy Hayes, Chief Academic Officer
Dr. Ashley Keys, Deputy Chief Academic Officer
Dr. Mindy Myers, Chief Student Supports Officer
**A minimum of two classroom teachers must be active WCEA members; 50% of members shall be professional, full-time employees.*

Disciplinary Hearing Authority*

Cindy Hayes, Chief Academic Officer, Vice-Chair
Dr. Ashley Keys, Deputy Chief Academic Officer, Chair
Dr. Mindy Myers, Chief Student Supports Officer
Crystal Fink, Career Technical Education Director
Jerry Whitaker, Deputy Chief Finance Officer
Dr. Jarrod Adams, Chief Operations Officer
Crystal Fink, Director of Career & Technical Education
Shannon Gray, Attendance Director
Sebrena St. John, Special Education Curriculum Coordinator
*per state law, Board Members may not serve on the DHA. The number of members of the DHA may not exceed the total number of Board Members

Student Discipline Committee

Dr. Mindy Myers, Chief Student Supports Officer
Shannon Gray, Attendance Director
Tim Campbell, High School Principal
Dr. Robin Street, Elementary Principal
Amber Haney (JES), K-4 Classroom Teacher*
Jenee' Peters (GES), 6-8 Classroom Teacher*
Mark Jennings, 9-12 Classroom Teacher*
**A minimum of two classroom teachers must be active WCEA members; 50% of members shall be professional, full-time employees.*

Board of Directors

Annette Buchanan
Jason Day
Mary Beth Dellinger

Keith Ervin
Chad Fleenor
David Hammond

Mike Masters
Mitch Meredith
Whitney Riddle

Mr. Jerry S. Boyd
Superintendent

405 W. College St.
Jonesborough, TN 37659
Phone (423) 753-1100

Executive Committee

Jason Day, WCBE Chair
Jerry S. Boyd, Superintendent

Special Question Committee

See TCA 49-5-605. This committee is to be named only when qualifying a teacher organization applying for collaborative conferencing.

Textbook Review Committee

Named when textbook reviews commence. The committee is populated by teachers upon the recommendation of the Director of Schools.

Board of Directors

Annette Buchanan
Jason Day
Mary Beth Dellinger
Keith Ervin
Chad Fleenor
David Hammond
Mike Masters
Mitch Meredith
Whitney Riddle

RENDERING NOTES

1. FOOTBALL - WHITE
2. SOCCER (360'x195') - BLACK

COPYRIGHT © 2019 - SHAW SPORTS TURF (ALL RIGHTS RESERVED)

SHEET R OF 1	DRAWN BY: Max Brickse	DATE: 10/18/2021	JOB #: ######

DANIEL BOONE HS
MULTI
GRAY, TN

RENDERING

PRODUCT: TBD
AREA: 99,567 SQFT
INFILL TYPE: TBD
INFILL RATIO: TBD
INSTALLER: TBD

shaw™ SPORTS TURF
www.shawsportsturf.com

RENDERING NOTES

1.

scale: - 1"-30'

ISSUED FOR RENDERING

shaw SPORTS TURF™
www.shawsportsturf.com

PRODUCT: ----
AREA: 98,583 SF
INFILL TYPE: RUBB/SAND
INFILL RATIO: TBD
INSTALLER: TBD

DAVID CROCKETT HS
MULTI-SPORT
JONESBOROUGH, TN
RENDERING

JOB #: ----
DATE: 10/21/2021
DRAWN BY: Brandon Ensley

T

SHEET 1 OF 1

COPYRIGHT © 2017 - SHAW SPORTS TURF (ALL RIGHTS RESERVED)

O:\Operations\2021 OPERATIONS\2021 Estimates\2021 BIDS\David Crockett HS FB - JM8 Rendering\211021_DAVID CROCKETT HS FB-RENDERING-REV-2

O:\Operations\2021 OPERATIONS\2021 Estimates\2021 BIDS\Daniel Boone FB - JM\8 Rendering\211021_Daniel Boone FB - Rendering - Rev 2

ISSUED FOR ESTIMATING

RENDERING NOTES

1. FOOTBALL - WHITE
2. SOCCER (360'x195') - BLACK

COPYRIGHT © 2019 - SHAW SPORTS TURF (ALL RIGHTS RESERVED)

SHEET R OF 1	DRAWN BY: Brandon Ensley	DATE: 10/21/2021	JOB #: ######

DANIEL BOONE HS
MULTI
GRAY, TN

RENDERING

PRODUCT: TBD	
AREA: 99,567 SQFT	
INFILL TYPE: TBD	
INFILL RATIO: TBD	
INSTALLER: TBD	

shaw™ SPORTS TURF
www.shawsportsturf.com

RENDERING NOTES

1.

scale: - 1"-30'

shaw SPORTS TURF™
www.shawsportsturf.com

PRODUCT: ----
AREA: 98,583 SF
INFILL TYPE: RUBB/SAND
INFILL RATIO: TBD
INSTALLER: TBD

DAVID CROCKETT HS
MULTI-SPORT
JONESBOROUGH, TN
RENDERING

JOB #: ----
DATE: 10/18/2021
DRAWN BY: Brandon Ensley

T

SHEET 1 OF 1

ISSUED FOR RENDERING

COPYRIGHT © 2017 - SHAW SPORTS TURF (ALL RIGHTS RESERVED)

\\sw266fs\main\shared\o-drive\Operations\2021 OPERATIONS\2021 Estimates\2021 BIDS\David Crockett HS FB - JM\8 Rendering\211018_DAVID CROCKETT HS FB-RENDERING-REV-1

BASELINE
SPORTS CONSTRUCTION

www.baselineLLC.com

PROPOSAL

TO: Danny Good Daniel Boone High School 1440 Suncrest Drive Gray, TN 37615 Email: goodd@wcde.org	JOB NAME: Daniel Boone High School LOCATION: Gray, TN PHONE: 423 426-3164 DATE: October 27, 2021

We hereby submit specifications and estimates for:

Construction of Synthetic Turf Field at Daniel Boone High School

The following describes the work to be performed:

- **Size of Field** – The new artificial turf shall extend beyond the end zone areas for approximately 6'. It shall also extend on the sides to the edges of the running track. The field shall be crowned with 0.5% to 1.0% slope.
- **Access** – It will be necessary to build access to the field across the track. This is normally done with plastic, plywood, and crushed stone and then removed upon completion of the work.
- **Subgrade** – Work will require stripping existing sod, topsoil, and clay to appropriate elevation and dispose of on-site or remove as directed by owner. Upon completion of subgrade Baseline will laser grade and proof roll to establish well compacted base for construction of turf field drainage system.
- **Curbing** – Baseline will install an 8" by 8" perimeter concrete curb around the entire field. A pressure treated nailer board shall be attached to the concrete curb for anchoring of the synthetic turf.
- **Drainage** – A French drain (approximately 2' wide by 2' in depth) will be constructed inside the curbs on both sides of the field. These will tie into existing storm drainage system. For purposes of this proposal it is assumed that the existing outlets that take storm water away from the field are sufficient to accommodate run off from the new field.
- **Goal Posts** – Goal posts are provided for this project. Anchor bases will be set in foundations 3' in diameter by 6' deep of poured concrete. Goal posts will be installed upon completion of site work.
- **Geotextile** – a 4 ounce / square yard non-woven geotextile underlayment shall be installed over the subgrade prior to placement of any stone. This will prevent the migration of soil material up into the stone layer.
- **Stone Base** - New stone base shall be installed over the field area to a depth of 5". This stone base shall be comprised of one layer of #57 stone 3" in thickness and one layer of #8 stone 2" in thickness. Stone shall be laser graded, rolled and compacted in order to provide uniform thickness.
- **Turf** – Baseline will install **Shaw Legion HP 2.0** (41 ounce per square yard weight) blended synthetic turf over base materials as described above. Assumption for purposes of this proposal is that the turf field is alternating panels of field green with lime, field, lime panels. Football lines will meet TSSAA standards. End zone color, midfield logo and end zone lettering are included. Soccer lines shall be in gray.
- **Sand and Rubber infill** – Sand shall be distributed on top of the turf at the rate of 1.22 pounds per square foot and rubber shall be distributed at the rate of 2.84 pounds per square foot. Sand and rubber shall be infilled evenly and broomed into place.

- **Permits and Engineering** – Baseline will provide and have in place any permits and storm water plans that may be required prior to Baseline commencing work. This includes a SWPPP.
- **Damage** – It would be reasonable to expect some damage to existing roadways and parking areas during the course of construction. The extent of the damage will be assessed after construction is completed. We have allocated funds for damage attributable to construction traffic.
- **Testing** – Baseline will provide for GMAX testing upon completion of the field construction.
- **Groomer** – Baseline will provide one drag behind piece grooming equipment.

78,120 sq.ft. $633,004.00 Football playing area only to 6' beyond end zones.

103,780 sq. ft. $807,413.00 Entire area enclosed by the track oval.

(These are the expected out-of-pocket amounts to the school system allowing for tax savings based on the school system purchasing some materials directly.)

Banners (business logos designed and inlayed into the field along the sidelines). Total cost per banner including banner, glue, tape and installation - $3,000 each. This is in addition to field cost.

WE PROPOSE TO PERFORM THE ABOVE NAMED WORK FOR THE SUM OF: See above

All material and workmanship are guaranteed for one (1) year after completion unless otherwise specified. Payment in full to be made upon completion of the described work; 1 1/2% interest per month will be applicable to any unpaid balance ten days after the invoice date.

Valid Through: 30 days

Submitted by: Will Ferguson

Will Ferguson

==========

Acceptance of Proposal- The above prices, specifications, and conditions are satisfactory and are hereby accepted. Baseline Sports Construction, LLC is authorized to do the work as specified. Payment will be made as outlined above.

DATE OF ACCEPTANCE:_____ SIGNATURE:_____

BASELINE
SPORTS CONSTRUCTION

www.baselineLLC.com

PROPOSAL

TO: Josh Kite David Crockett High School 684 Old State Route 34 Jonesborough, TN 37659 Email: kitej@wcde.org	JOB NAME: David Crockett High School LOCATION: Jonesborough, TN PHONE: 423 426-6958 DATE: October 27, 2021

We hereby submit specifications and estimates for:

Construction of Synthetic Turf Field at David Crockett High School

The following describes the work to be performed:

- **Size of Field** – The new artificial turf shall extend beyond the end zone areas for approximately 6'. It shall also extend on the sides to the edges of the running track. The field shall be crowned with 0.5% to 1.0% slope.
- **Access** – It will be necessary to build access to the field across the track. This is normally done with plastic, plywood, and crushed stone and then removed upon completion of the work.
- **Subgrade** – Work will require stripping existing sod, topsoil, and clay to appropriate elevation and dispose of on-site or remove as directed by owner. Upon completion of subgrade Baseline will laser grade and proof roll to establish well compacted base for construction of turf field drainage system.
- **Curbing** – Baseline will install an 8" by 8" perimeter concrete curb around the entire field. A pressure treated nailer board shall be attached to the concrete curb for anchoring of the synthetic turf.
- **Drainage** – A French drain (approximately 2' wide by 2' in depth) will be constructed inside the curbs on both sides of the field. These will tie into existing storm drainage system. For purposes of this proposal it is assumed that the existing outlets that take storm water away from the field are sufficient to accommodate run off from the new field.
- **Goal Posts** – Goal posts are provided for this project. Anchor bases will be set in foundations 3' in diameter by 6' deep of poured concrete. Goal posts will be installed upon completion of site work.
- **Geotextile** – a 4 ounce / square yard non-woven geotextile underlayment shall be installed over the subgrade prior to placement of any stone. This will prevent the migration of soil material up into the stone layer.
- **Stone Base -** New stone base shall be installed over the field area to a depth of 5". This stone base shall be comprised of one layer of #57 stone 3" in thickness and one layer of #8 stone 2" in thickness. Stone shall be laser graded, rolled and compacted in order to provide uniform thickness.
- **Turf** – Baseline will install **Shaw Legion HP 2.0** (41 ounce per square yard weight) blended synthetic turf over base materials as described above. Assumption for purposes of this proposal is that the turf field is alternating panels of field green with lime, field, lime panels. Football lines will meet TSSAA standards. End zone color, midfield logo and end zone lettering are included. Soccer lines shall be in gray.
- **Sand and Rubber infill** – Sand shall be distributed on top of the turf at the rate of 1.22 pounds per square foot and rubber shall be distributed at the rate of 2.84 pounds per square foot. Sand and rubber shall be infilled evenly and broomed into place.

- **Permits and Engineering** – Baseline will provide and have in place any permits and storm water plans that may be required prior to Baseline commencing work. This includes a SWPPP.
- **Damage** – It would be reasonable to expect some damage to existing roadways and parking areas during the course of construction. The extent of the damage will be assessed after construction is completed. We have allocated funds for damage attributable to construction traffic.
- **Testing** – Baseline will provide for GMAX testing upon completion of the field construction.
- **Groomer** – Baseline will provide one drag behind piece grooming equipment.

78,120 sq.ft. $643,762.00 Football playing area only to 6' beyond end zones.

103,780 sq. ft. $822,190.00 Entire area enclosed by the track oval.

(These are the expected out-of-pocket amounts to the school system allowing for tax savings based on the school system purchasing some materials directly.)

Banners (business logos designed and inlayed into the field along the sidelines). Total cost per banner including banner, glue, tape and installation - $3,000 each. This is in addition to field cost.

WE PROPOSE TO PERFORM THE ABOVE NAMED WORK FOR THE SUM OF: See above

All material and workmanship are guaranteed for one (1) year after completion unless otherwise specified. Payment in full to be made upon completion of the described work; 1 1/2% interest per month will be applicable to any unpaid balance ten days after the invoice date.

Valid Through: 30 days

Submitted by: Will Ferguson

Will Ferguson

==========

Acceptance of Proposal- The above prices, specifications, and conditions are satisfactory and are hereby accepted. Baseline Sports Construction, LLC is authorized to do the work as specified. Payment will be made as outlined above.

DATE OF ACCEPTANCE:_____ SIGNATURE:_____

Mr. Jerry S. Boyd
Superintendent

405 W. College St.
Jonesborough, TN 37659
Phone (423) 753-1100

RESOLUTION OPPOSING PARTISAN ELECTIONS OF SCHOOL BOARD MEMBERS

WHEREAS, the Washington County Board of Education is charged with governing the school district so that all students receive the best educational opportunities in order to graduate prepared to enter a postsecondary institution or the workforce;

WHEREAS, school board elections are currently nonpartisan, meaning that a school board candidate does not designate his/her party affiliation when running for election;

WHEREAS, nonpartisan school board elections allow candidates to focus their undivided attention and interests on education and represent the needs and aspirations of their communities;

WHEREAS, nonpartisan school board elections ensure that the electorate has the ability to focus on a candidate's qualifications and devotion to education;

WHEREAS, local boards of education make decisions as a whole and need unity among its members when making decisions that affect students, the district, and the community; and

WHEREAS, allowing school board elections to become partisan has the potential to create division among the board and shift the focus away from the needs of the students.

NOW, THEREFORE, BE IT RESOLVED, that the Washing Board of Education urges the General Assembly to oppose any legislation that would allow school board elections to be partisan.

Jason Day, Chairman	Annette Buchanan	Mary Beth Dellinger
Keith Ervin	Chad Fleenor	David Hammond
Mike Masters	Mitch Meredith	Whitney Riddle

Date signed

Board of Directors

Annette Buchanan
Jason Day
Mary Beth Dellinger

Keith Ervin
Chad Fleenor
David Hammond

Mike Masters
Mitch Meredith
Whitney Riddle