WASHINGTON COUNTY
BOARD OF EDUCATION

July 1, 2021

5:30 PM

Central Office

I. **CALL TO ORDER**
II. **CONSIDERATION OF MEETING AGENDA**
III. **APPROVAL OF MINUTES**
   A. **Regular Meeting - June 3, 2021**
   B. **Called Meeting - June 22, 2021**
   C. **Workshop - June 22, 2021**
IV. **ANNOUNCEMENTS**
   A. **July Board Retreat**
      Saturday, July 17, 2021
      2:00 PM - 6:00 PM
      Park Vista Hotel; Gatlinburg, TN
V. **DIRECTOR'S REPORT**
   A. **ESSER 3.0**
   B. **Financials**
      1. **General Purpose School Fund -- 141**
      2. **Federal Programs Fund -- 142**
      3. **School Nutrition (Dietary) Fund -- 143**
   C. **Organizational Chart**
   D. **Personnel Report**
   E. **Enrollment Update**
   F. **Facilities Updates**
   G. **Field Trips Report - None**
   H. **Grant Updates - None**
   I. **Other**
VI. **CONSIDERATION OF CONSENT AGENDA**
   A. **Bids/Quotes/RFPs**
      1. **Consider approval lowest and best bid for contracted service with Gardner Paint, to paint the exterior and interior of the David Crockett High School JROTC building, for the amount of $17,635.00, to be paid from 141E72620335-000-00016, as submitted.**
   B. **Contracts/Agreements**
      1. **Western Governor's University Agreement**
   C. **Surplus/Deletions of Property**

1. **Consider approval to declare the attached list of items as surplus to be sold on GovDeals:**

D. **Budget Amendments/Line Item Transfers - None**

E. **Other**

1. **Consider approval of FY22 Salary/Wage Scales & Supplements per approved FY22 General Purpose School Fund Budget.**
2. **Differentiated Pay Plan -- SY 2021-2022**
   Consider approval of the state-required differentiated pay for submission to the Tennessee Department of Education.
3. **Approval of requests from South Central Elementary: painting of murals of the ramp area; books donated and noted in honor of Jill Burgner; naming of gymnasium in honor of Diann Earhart**
4. **Annual Civil Rights and Bullying Report**
   Consider approval of the annual civil rights and bullying report for submission to the Tennessee Department of Education as required by statute.
5. **Consider approval of FY22 (effective January 1, 2022) Health Insurance Premiums, including contributions by the Board and the employee for each option.**
6. **Approval of Board Meeting Calendar and Annual Agenda for SY 2021-2022**

VII. **POLICY**

A. **Deletion of Policy 4.708 - Early Graduation**

VIII. **DISCUSSION/PRESENTATIONS**

A. **TCAT Agreement**

B. **Consider approval of proposal for energy-related services that includes both engineering services and equipment by Excel Energy Group for the design and installation of LED lighting to reduce energy costs in all Washington County Schools facilities, as submitted.**

IX. **NEW BUSINESS**

A. **WCEA - Regina France**

X. **ADJOURNMENT**

The Washington County Department of Education met in regular session on June 3, 2021 at 5:30 PM in the Central Office. Attendance is as follows: **Present:** Annette Buchanan, Jason Day, Mary Beth Dellinger, Keith Ervin, Chad Fleenor, David Hammond, Mike Masters, Mitch Meredith, Whitney Riddle.

Chairman Day called the meeting to order. Following a brief moment of silence, Ms. Buchanan led the pledge to the flag.

The Board moved items *II.E. Acceptance of recommendations of bids for tires, motor oil, duplicating paper, and door hardware for West View Elementary; II.F. Approval to release bids for Fall Branch & Sulphur Springs door hardware; to repaint ROTC building at David Crockett High; and II.K. Request funds from the County Commission for replacement or repair of stadiums at Daniel Boone High & David Crockett High* from "Consent Agenda" to "New Business."

Mike Masters moved for approval of the consent agenda. Chad Fleenor seconded the motion, which carried on roll call vote:
Annette Buchanan: yes, Jason Day: yes, Mary Beth Dellinger: yes, Keith Ervin: yes, Chad Fleenor: yes, David Hammond: yes, Mike Masters: yes, Mitch Meredith: yes, Whitney Riddle: yes

Items approved under consent agenda were: minutes of May 4, 8, 13, 26, 2021 meetings; April 2021 General, Federal, and Dietary Financials; overnight trip requests, release of RFP for Beverage Vendor, acceptance of TOSHA Report, surplus items, sale of two mini buses to Washington County (TN) Sheriff's Department, and Workers Comp & Liability Insurance Renewal with Liberty Mutual and KeyRisk.

Whitney Riddle moved for approval of the meeting agenda. Mike Masters seconded the motion, which carried on roll call vote:

Annette Buchanan: yes, Jason Day: yes, Mary Beth Dellinger: yes, Keith Ervin: yes, Chad Fleenor: yes, David Hammond: yes, Mike Masters: yes, Mitch Meredith: yes, Whitney Riddle: yes

Mr. Boyd introduced Daniel Boone High Track Coach, Len Jeffers. Coach Jeffers introduced the student athletes who had competed at the state meet. Mr. Boyd presented each athlete with his or her TSSAA State Championship Certificate.

Mr. Boyd introduced Deputy Richard Cox. Mr. Boyd presented Deputy Cox with a plaque of recognition for his dedication of service to the families and staff of Washington County Schools from over the years.

Mr. Boyd presented adjustments of pay rates for Summer School programs for Administrators, Teachers, Instructional Assistants, Special Education Instructional Assistants, Nurses, Bus Drivers, and Dietary Employees.

David Hammond moved for approval of Summer School pay rates for employees. Chad Fleenor seconded the motion, which carried on roll call vote:
Annette Buchanan: yes, Jason Day: yes, Mary Beth Dellinger: yes, Keith Ervin: yes, Chad Fleenor: yes, David Hammond: yes, Mike Masters: yes, Mitch Meredith: yes, Whitney Riddle: yes

Mr. Boyd shared an update on enrollment of summer learning camps.

Mr. Boyd said in accordance with Expenses & Reimbursements policy, the Board is to review the policy and the per diem rates annually.

Chad Fleenor moved for approval of the per diem rates for travel. Mike Masters seconded the motion, which carried on roll call vote:
Annette Buchanan: yes, Jason Day: yes, Mary Beth Dellinger: yes, Keith Ervin: yes, Chad Fleenor: yes, David Hammond: yes, Mike Masters: yes, Mitch Meredith: yes, Whitney Riddle: yes

Mr. Boyd noted monthly personnel, facilities, field trips, and grant reports were in BOEConnect for the Board's review.

CFO Brad Hale presented the FY21 year-end budget amendment.

David Hammond moved for approval of the FY21 year-end budget amendment with submission to the County Commission. Mary Beth Dellinger seconded the motion, which carried on roll call vote:
Annette Buchanan: yes, Jason Day: yes, Mary Beth Dellinger: yes, Keith Ervin: yes, Chad Fleenor: yes, David Hammond: yes, Mike Masters: yes, Mitch Meredith: yes, Whitney Riddle: yes

Chad Fleenor moved for approval to dispose of chemicals in the chemistry labs at Daniel Boone High & David Crockett High with Clean Harbors Environmental Services, Inc. through a statewide contract. Mike Masters seconded the motion, which carried on roll call vote:
Annette Buchanan: yes, Jason Day: yes, Mary Beth Dellinger: yes, Keith Ervin: yes, Chad Fleenor: yes, David Hammond: yes, Mike Masters: yes, Mitch Meredith: yes, Whitney Riddle: yes

Keith Ervin moved to waive first and pass on second reading policies 5.310 Vacation & Holidays and 4.605 Graduation Requirements. Whitney Riddle seconded the motion, which carried on roll call vote:
Annette Buchanan: yes, Jason Day: yes, Mary Beth Dellinger: yes, Keith Ervin: yes, Chad Fleenor: yes, David Hammond: yes, Mike Masters: yes, Mitch Meredith: yes, Whitney Riddle: yes

Mike Masters moved to award bids as follows: Trimble Company for purchase of door/hardware for West View Elementary at $31,706; bid to Tennessee Office Supply for purchase of duplicating paper at $26.50 per case for 81/2X11 and $40.00 per case for 81/2X14 at total of $45,370.00; bid to Greeneville Oil & Petroleum for purchase of motor oil for bulk ($9.45 per gallon); bid to Best One Tire for purchase of Firestone Transforce HT2 225/75R16 for $10,150.00 and 16 ply FS561 2 for $43,264.50. Chad Fleenor seconded the motion, which carried on roll call vote:
Annette Buchanan: yes, Jason Day: yes, Mary Beth Dellinger: yes, Keith Ervin: yes, Chad Fleenor: yes, David Hammond: yes, Mike Masters: yes, Mitch Meredith: yes, Whitney Riddle: yes

Chad Fleenor moved to release bids for Fall Branch Elementary & Sulphur Springs Elementary door and hardware; painting of ROTC building at David Crockett High. Annette Buchanan seconded the motion, which carried on roll call vote:
Annette Buchanan: yes, Jason Day: yes, Mary Beth Dellinger: yes, Keith Ervin: yes, Chad Fleenor: yes, David Hammond: yes, Mike Masters: yes, Mitch Meredith: yes, Whitney Riddle: yes

Chad Fleenor moved for to request funding from the County Commission to replace the stadium bleachers (home side) at Daniel Boone High and David Crockett High. Mike Masters seconded the motion which carried on roll call vote:
Annette Buchanan: yes, Jason Day: yes, Mary Beth Dellinger: yes, Keith Ervin: yes, Chad Fleenor: yes, David Hammond: yes, Mike Masters: yes, Mitch Meredith: yes, Whitney Riddle: yes

Chad Fleenor moved to request funding from the County Commission for turf at Daniel Boone High and David Crockett High football fields. Mike Masters seconded the motion, which carried on roll call vote:
Annette Buchanan: no, Keith Ervin: no, Jason Day: yes, Mary Beth Dellinger: yes, Chad Fleenor: yes, David Hammond: yes, Mike Masters: yes, Mitch Meredith: yes, Whitney Riddle: yes

Chairman Day gave June 22, 2021 at 5:00 as the next workshop and July 1, 2021 at 5:30 as the next Board meeting.

The meeting was adjourned.

The Washington County Department of Education met in called session on June 22, 2021 at 5:00 PM in the Central Office. Attendance is as follows: **Present:** Annette Buchanan, Jason Day, Mary Beth Dellinger, Keith Ervin, Chad Fleenor, David Hammond, Mike Masters, Mitch Meredith, Whitney Riddle. **Absent:** Jason Day.

Chad Fleenor moved to award bid of $686,491.00 to Energy Systems Group for ionization units and installation. Annette Buchanan seconded the motion, which carried on roll call vote:

Annette Buchanan: yes, Jason Day: yes, Mary Beth Dellinger: yes, Keith Ervin: yes, Chad Fleenor: yes, David Hammond: yes, Mike Masters: yes, Mitch Meredith: yes, Whitney Riddle: yes

David Hammond approval to award bid of $197,928.00 for kitchen equipment for David Crockett High to Hoilman Construction. Whitney Riddle seconded the motion, which carried on roll call vote:
Annette Buchanan: yes, Mary Beth Dellinger: yes, Keith Ervin: yes, Chad Fleenor: yes, David Hammond: yes, Mike Masters: yes, Mitch Meredith: yes, Whitney Riddle: yes

Chad Fleenor move to reject bids for hardware at Fall Branch Elementary and Sulphur Springs Elementary. Whitney Riddle seconded the motion which carried on roll call vote:
Annette Buchanan: yes, Mary Beth Dellinger: yes, Keith Ervin: yes, Chad Fleenor: yes, David Hammond: yes, Mike Masters: yes, Mitch Meredith: yes, Whitney Riddle: yes

The Board discussed the essential need to replace and to find the additional funding to cover the cost. It was noted the original amount approved from the County was $280,000.00

Chad Fleenor moved to rescind previous action to reject bids for hardware at Fall Branch Elementary and Sulphur Springs Elementary. Keith Ervin seconded the motion which carried on roll call vote:
Annette Buchanan: yes, Mary Beth Dellinger: yes, Keith Ervin: yes, Chad Fleenor: yes, David Hammond: yes, Mike Masters: yes, Mitch Meredith: yes, Whitney Riddle: yes

Keith Ervin moved to accept bid of $697,000.00 from J.E. Green for door hardware and to make a request for the additional funds to cover the project to the County Commission HEW Committee. Annette Buchanan seconded the motion, which carried on roll call vote:
Annette Buchanan: yes, Mary Beth Dellinger: yes, Keith Ervin: yes, Chad Fleenor: yes, David Hammond: yes, Mike Masters: yes, Mitch Meredith: yes, Whitney Riddle: yes

Chad Fleenor move to award bid, as presented, to Pepsi Co as beverage vendor for the school system. Whitney Riddle seconded the motion, which carried on roll call vote:
Annette Buchanan: yes, Mary Beth Dellinger: yes, Keith Ervin: yes, Chad Fleenor: yes, David Hammond: yes, Mike Masters: yes, Mitch Meredith: yes, Whitney Riddle: yes

Chad Fleenor moved to award low bid of $175,408.00 to Mayfield Dairy for milk. Whitney Riddle seconded the motion, which carried on roll call vote:

Annette Buchanan: yes, Mary Beth Dellinger: yes, Keith Ervin: yes, Chad Fleenor: yes, David Hammond: yes, Mike Masters: yes, Mitch Meredith: yes, Whitney Riddle: yes

Whitney Riddle moved to award low bid of $3, 590.00 for ice cream to Southern Appalachia Mountains Food Buying Co-Op (SAM Co-Op)(Hershey's). Chad Fleenor seconded the motion which carried on roll call vote:
Annette Buchanan: yes, Mary Beth Dellinger: yes, Keith Ervin: yes, Chad Fleenor: yes, David Hammond: yes, Mike Masters: yes, Mitch Meredith: yes, Whitney Riddle: yes

The meeting was adjourned.

The Washington County Department of Education met for a workshop session on June 22, 2021 at 5:30 PM in the Central Office. Attendance is as follows: **Present:** Annette Buchanan, Mary Beth Dellinger, Keith Ervin, Chad Fleenor, David Hammond, Mike Masters, Mitch Meredith, Whitney Riddle, **Absent:** Jason Day.

Vice-Chairman, Mike Masters, introduced Town of Jonesborough Mayor, Chuck Vest.

Mayor Vest provided an update on the new Jonesborough school building project. Six contractors attended the pre-bid meeting and four bids were received. The building had been reduced in size; however, the teaching and storage space increased. Each classroom has individual heat/air units and a restroom. The school is 140,000 sq.ft. and 1100 capacity. Anticipate complete building plan in July and groundbreaking in August or September. Opening of the new school is projected for 2023.

Danny O'Quinn, Vice-President of TCAT Elizabethton was introduced. Mr. O-Quinn provided information on the Technical Middle College concept that had been proposed to be housed at the old Boones Creek Elementary facility. Mr. O'Quinn explained the students would earn their required high school credits during their freshman and sophomore years. Then would attend the Middle College program junior and senior years to obtain a post-certification. Mr. O'Quinn said a waiver would be requested to reduce the number of high school credits for those students. The certifications offered in the program would be guided by the workforce needs in the area. He added offering scholarships for students was being researched.

Mr. Boyd shared Attorney Bennett was in current review of an agreement with TCAT for the Board to consider at the July 1 Board meeting.

Mr. Boyd presented a board meeting calendar and annual agenda (SY21-22) for the Board's consideration at the next Board meeting.

CEO Scotty Caroom with Excel Energy Group introduced a proposal for energy-efficient lighting upgrade to the school system facilities for a projected $462,227 of annual savings. The proposal included all lights both interior and exterior; excluding the ball fields. The initial cost would be $2,327,736.

To move forward with led lighting upgrade was placed as an action item for the July 1 meeting.

Mr. Boyd explained the recent guidelines issued from TSSAA for virtual students' eligibility to participate in athletics. Mr. Boyd said no action by the Board is required at this time.

Mr. Boyd said a request from David Crockett High for batting cage purchase had been received. He said the purchase would be covered by the athletic account.

It was noted the bid to repaint the ROTC building at David Crockett High would be opened June 29.

Dr. Jarrod Adams presented the recommendations from the Special Projects Committee. Dr. Adams said the Committee had reviewed a request from South Central Elementary to paint murals in a section of the school, dedicate a selection of books in honor of Jill Burgner, and rename the gymnasium in honor of retiree Diann Earhart. Dr. Adams said the Committee recommends approval of the projects. He continued the Committee recommends establishing guidelines for naming school areas after a former educator: must have taught/coached in Washington County Schools for 20+ years; must have retired from Washington County Schools; and must have made a significant contribution to the school and community at the school being considered.

The guidelines will be implemented into the current policy regarding Special Projects.

The requested projects are to be considered at the July 1 meeting.

The Board reviewed the items for surplus consideration at the July 1 meeting.

Dr. Adams presented the Civil Rights & Bullying Compliance Report. The Board will consider approval at the July 1 meeting.

The Board received the annual transportation report that included the number of buses for purchasing each year.

Mr. Fleenor asked the need to buy as many buses as indicated.

Mr. Boyd said he would request an opportunity to look at the current routes with Jarrod Adams and Tony Roberts.

Ms. Buchanan asked the relocation point for Lamar Elementary in the event of an evacuation be reviewed. She said the current place, the Ruritan facility, is a safety concern in regards of the route necessary to relocate the students.

Mr. Boyd shared he is working with Brad Hale to finalize the FY22 salary scales and supplements for the Board's consideration at the July 1 meeting. He also said a 2021-2022 organizational chart would be presented.

Mr. Masters asked Brad Hale to explain the impact from the proposed action by the County Government to change the allocation amount of sales tax to the school systems, both Johnson City and Washington County. Mr. Hale explained for the last 30 years the school systems received 100% of sales tax collected in the county. He continued the proposal is to reduce the allotment to 50% (state required) and the County will allocate the other 50% to the County's general fund. He said the system would have approximately 1.6 million lost in revenue moving forward and approximately 1.5 million for the Johnson City Schools in comparison to what the school systems would receive under the current structure. He continued the system would have to look at funding cuts next fiscal year and will hinder pay raises in the future.

Mr. Boyd added the proposed change would limit the ability to close salary gap with other school systems.

Ms. Dellinger shared concern any money lost in education would never come back.

Mr. Fleenor expressed the thought of penalization after the school system has been fiscally responsible.

Mr. Ervin said this is the first time seeing possibility of 4% raise for employees and only way was using the fund balance.

Mr. Riddle asked how long it would take to deplete the school system's fund balance.

Mr. Hale estimated three years based on the projected FY22 approved budgeted deficit especially if salary increases are implemented during those future budget years.

Mr. Hale presented the May financials for General, Federal, and Dietary Funds. He also presented the Differentiated Pay Plan and Health Insurance Rates. The Board will consider the financials, Differentiated Pay Plan and Health Insurance Rates at the July 1 meeting.

Mr. Boyd said a survey had been sent to the community to gain feedback on how the school system should focus spending the Esser 3 funds. He said community forums would be scheduled in July to offer opportunities for discussion and feedback.

The meeting was adjourned.

TO: Finance Committee Members
FROM: Brad Hale, Chief Financial Officer
DATE: June 22, 2021

SUBJECT: Financial Statements (Revenue & Expense) Summary for May 2021

Key Revenue Variances for May 2021 to May 2020

Overall May 2021 revenue was $2,519,507 compared to $1,562,162 in May 2020 which is a $957,349 increase. The key reasons for this increase and variance were as follows.

- Property Tax (40110) increase or $60,974 due to timing of funds received, 102.37% of budget received for FY21
- Sales Tax (40210) increase of $515,594, 107.90% of budget received for FY21
- Business Tax (40270) increase of $101,399, due to timing of funds received
- Community Service Fees (43581) – increase of $184,328 due to state catching up on reimbursements
- Basic Education Program (46511) – No funding for May & July

Key Expenses for May 2021

71100399 – Other Contracted Services

Expenditures of $352,927.86 were incurred to the University School in this expense line item for the May 2021 contractual revenue sharing payment.

71100499 – Other Supplies

The following key expenses were incurred in this line item in May 2021.

- $1,942.14 to The Catering Company for Teacher of the Year Banquet
- $712.50 to the DCHS Digital Graphics for Graduation Programs Printing
- $3,424.40 for the Top Ten Banquet expense
- $2,242.00 for ELL Learning Materials

72210524 – In Service/Staff Development

The following key expense was incurred in this line item in May 2021.

- $3,003.00 for Pre-K Screening Personnel payments

EXPENDITURES (cont'd)

72250399 – Other Contracted Services

The following key expenses were incurred in this line item in May 2021.

- $15,000 to Nearpod for the Annual Program renewal
- $22,318 to Instructure for Canvas Cloud renewal

72250499 – Other Supplies

The following key expense was incurred in this line item in May 2021.

- $132,956 to Gov. Connection for 75 Aruba Systems
- $4,585 to Gov. Connections for 100 power adapters
- $1,912 to CES Corp for 5 Dome Cameras for BCES

72320399 – Other Contracted Services

The following key expense was incurred in this line item in May 2021.

- $5,030.71 to RICOH for copier leases at AFRC, C.O., DCHS Digital Graphics, and the Midway Center

72410599– Other Charges

The following key expense was incurred in this line item in May 2021.

- $9,784.65 to Riddell-All American for DCHS Football uniform & helmet reconditioning

72620335 – Maintenance & Repair of Buildings

The follow key expense was incurred in this line item in May 2021.

- $4,368.00 to The App Garden for annual renewal of the Maintenance Department Work Order System

72620499 – Other Supplies

The follow key expenses were incurred in this line item in May 2021.

- $5,968.50 for HVAC Maintenance Supplies
- $1,418.77 for Grounds Maintenance Supplies
- $3,022.97 for General Maintenance Supplies

EXPENDITURES (cont'd)

72620499-00014 – Other Supplies - WVES

The follow key expenses were incurred in this line item in May 2021.

- $2,173.00 to E.S. Dockery for window blind removals/installations

72620701 – Administration Equipment

The follow key expenses were incurred in this line item in May 2021.

- $1,800.00 to Thompson/Litton for DCHS Stadium Evaluation Project
- $1,977.00 to McCall Fencing; replace damaged fencing at WVES

72810599 – Other Charges

The follow key expenses were incurred in this line item in May 2021.

- $2,886.89 to Honors Graduation for supplies,

Overall May 2021 Expenses Compared to May 2020 Expenses

Expenses in May 2021 were $5,758,770.67 compared to $5,297,266.32 in May 2020. This is an increase of $461,504.35 than May 2020.

The key items contributing to the variance from the prior year expenses are listed below:

- This is explained in be below three items, otherwise the expenses from May 2021 are in line with May 2020
    - Timing of the University School payment of $351,683.65
    - I.T. expense for 75 Aruba Systems for $132,956

Acct	Account Level Description	Amount
A	Asset	
11140	CASH WITH TRUSTEE D.	0.00
11140	CASH WITH TRUSTEE	18,080,166.56
11140		21.90CR
11140		0.00
11300	INVESTMENTS	0.00
11410	ACCOUNTS RECEIVABLE	118,646.91CR
11420	Allowance for Doubtful Accts.	0.00
11430	DUE FROM OTHER GOVERNMENTS	3,013,891.96
11430	DUE FROM OTHER GOVERNMENTS	0.00
11440	DUE FROM OTHER FUNDS	15,632.60
11500	PROPERTY TAX RECEIVABLE	13,613,465.00
11510	ALLOWANCE FOR UNCOLL. PROPERTY	246,129.00CR
11600	PRE-PAID ITEMS	0.00
11820	CASH SHORTAGE	0.00
11890	OTHER CURRENT ASSETS	0.00
21100		0.00
---		34,358,358.31
		==========
L	Liability	
21100	ACCOUNTS PAYABLE	12,611.38CR
21100		0.00
21300	PAYROLL ADJUSTMENTS	0.00
21310	INCOME TAX WITHHELD AND UNPAID	238,046.35
21320	SOCIAL SECURITY TAX	363,432.47
21325	EMPLOYEE MEDICARE DEDUCTION	85,704.98
21330	RETIREMENT CONTRIBUTIONS	164,236.09CR
21331	HYBRID EMPLOYER CONTRIBUTION	0.00
21339	STATE DENTAL PLAN	0.00
21340	MEDICAL INSURANCE CONTRIBUTION	389,417.32CR
21341	COLONIAL LIFE INS PAYABLE	0.00
21342	HARTFORD ROTH	7,291.47
21342	SOCIAL SECURITY	0.00
21342	STATE RETIREMENT	0.00
21342	MEDICAL INSURANCE	0.00
21342	MEDICARE	0.00
21343	AMERICAN FAMILY LIFE PAYABLE	0.00
21344	HORACE MANN LIFE INS PAYABLE	2,378.97
21345	CITIZENS SECURITY DENTAL	0.00
21346	WASHINGTON NATIONAL INS CO	0.00
21347	LIBERTY NATIONAL INS PAYABLE	0.00
21348	MEDICAL INSURANCE PAYABLE	14,485.75
21349	UNITED WAY	0.00
21350	NTA LIFE BUSINESS SERVICES	0.00
21351	HORACE MANN ANNUNITY PAYABLE	5,008.57
21352	TRANSAMERICA	0.00
21353	DAVIS VISION	0.00
21354	ONE AMERICA	4,471.64CR
21355	EDUCATIONAL PLANNING GROUP	1,654.20
21356	TRUSTMARK	0.00
21357	MODERN WOODMEN INS PAYABLE	450.00
21358	HYBRID-TAXED CONTRIBUTION	2,048.11

Acct	Account Level Description	Amount
L	Liability	
21359	HYBRID PRETAXED CONTRIBUTION	14,904.47
21360	GARNISHMENTS AND LEVIES	116.92
21361	CENTRAL STATES HEALTH & LIFE C	0.00
21362	USABLE LIFE	0.00
21362	SOCIAL SECURITY	0.00
21362	STATE RETIREMENT	0.00
21362	MEDICAL INSURANCE	0.00
21362	MEDICARE	0.00
21363	MISCELLANEOUS DEDUCTIONS	0.00
21364	LEGAL SHIELD	0.00
21365	WAGEWORKS	185.00CR
21365	WAGEWORKS	0.00
21366	VALU TEACHERS	11,543.00
21367	LIFE INSURANCE OF ALABAMA	0.00
21370	AIG RETIREMENT (VALIC)	761.00
21380	CREDIT UNION DEDUCTIONS	5,559.58
21390	NEA TEA WCEA DUES	0.00
21392	OTHER P/R DED.-MED PUT PLUS	0.00
21500	DUE TO OTHER FUNDS	0.00
21510	DUE TO PRIMARY GOVERNMENT	0.00
21600	DUE TO GENERAL GOVERNMENT	0.00
21900	DUE TO PTO	0.00
29940	DEFERRED CURRENT PROP. TAXES	12,987,865.00CR
29945	DEF. DELINQUENT PROPERTY TAXES	307,701.00CR
---		13,113,101.59CR
Q	Equity	
34110	PURCHASE ORDERS PAYABLE	0.00
34111	RESERVE FOR ENCUMBRANCE	0.00
34120	ENCUMBRANCE PRIOR YEAR	0.00
34240	PRE-PAID ITEMS	0.00
34555	RESTRICTED FOR EDUCATION	0.00
34560	RESTRICTED FOR EDUCATION - CL	0.00
34587	RESTRCT FOR HYBRID RETIR SRT	106,223.00CR
34755	ASSIGNED FOR EDUCATION - NISWO	0.00
34760	ASSIGNED FOR INSTRUCTION - RET	0.00
34765	ASSIGNED FOR SUPPORT SERVICES	3,440,534.00CR
34770	ASSIGNED FOR OPERATION NON-INS	0.00
34775	ASSIGNED FOR CAPITAL OUTLAY	0.00
34780	ASSIGNED FOR EDUCATION - CASH	2,020,000.00CR
39000	REV EXP SUMMARY FLOW THROUGH	15,682,999.73CR
39000		4,500.01
39999	UNDESIGNATED FUND BALANCE	0.00
---		21,245,256.72CR

Grand Asset Totals	34,358,358.31
Grand Liability Tota	13,113,101.59CR
Grand Equity Totals	21,245,256.72CR

Acct	Account Level Description	Amount
Grand Totals		0.00

Number of Accounts: 88

********** End of report **********

Fnd	T	Acct	Obj	Prj	Loc	Prg	Account Level Description	2020-21 Budget	May 2020-21 Monthly Activity	2020-21 FYTD Activity	Encumbered Amount	Unexpended Balance - YTD Act	2020-21 FYTD %
71100							REGULAR INSTRUCTION						
141	E	71100	116	000	00000	000	REGULAR TEACHERS	23,413,503.00	1,801,450.91	16,189,987.95	0.00	7,223,515.05	69.15
141	E	71100	117	000	00000	000	CAREER LADDER PROGRAM	107,865.00	0.00	63,862.20	0.00	44,002.80	59.21
141	E	71100	127	000	00000	000	CAREER LADDER EXTENDED CONTRAC	0.00	0.00	0.00	0.00	0.00	0.00
141	E	71100	128	000	00000	000	HOMEBOUND TEACHERS	15,300.00	820.00	6,320.00	0.00	8,980.00	41.31
141	E	71100	163	000	00000	000	EDUCATIONAL ASSISTANTS	1,367,480.00	124,560.98	953,822.53	0.00	413,657.47	69.75
141	E	71100	188	000	00000	000	BONUS PAYMENTS	0.00	0.00	295,160.00	0.00	-295,160.00	0.00
141	E	71100	195	000	00000	000	CERTIFIED SUBSTITUTE TEACHERS	200,000.00	36,280.65	235,388.34	0.00	-35,388.34	117.69
141	E	71100	198	000	00000	000	NON-CERTIFIED SUBSTITUTE TEACH	302,000.00	26,040.00	104,983.16	0.00	197,016.84	34.76
141	E	71100	201	000	00000	000	SOCIAL SECURITY	1,575,181.00	113,539.92	1,020,393.64	0.00	554,787.36	64.78
141	E	71100	201	000	00000	100		0.00	0.00	0.00	0.00	0.00	0.00
141	E	71100	204	000	00000	000	STATE RETIREMENT	2,548,631.00	185,544.48	1,689,715.19	0.00	858,915.81	66.30
141	E	71100	206	000	00000	000	LIFE INSURANCE	15,000.00	0.00	13,125.00	0.00	1,875.00	87.50
141	E	71100	207	000	00000	000	MEDICAL INSURANCE	4,309,166.00	409,135.15	3,579,606.50	0.00	729,559.50	83.07
141	E	71100	210	000	00000	000	UNEMPLOYMENT COMPENSATION	32,000.00	14.94	17,438.13	0.00	14,561.87	54.49
141	E	71100	212	000	00000	000	EMPLOYER MEDICARE	368,389.00	26,970.76	241,922.91	0.00	126,466.09	65.67
141	E	71100	212	000	00000	100		0.00	0.00	0.00	0.00	0.00	0.00
141	E	71100	217	000	00000	000	RETIREMENT-HYBRID STABILIZATIO	108,000.00	21,814.90	97,478.59	0.00	10,521.41	90.26
141	E	71100	299	000	00000	000	OTHER FRINGE BENEFITS	80,000.00	2,657.20	17,870.66	0.00	62,129.34	22.34
141	E	71100	336	000	00000	000	MAINTENANCE AND REPAIR SERVICE	0.00	0.00	0.00	0.00	0.00	0.00
141	E	71100	399	000	00000	000	OTHER CONTRACTED SERVICES	4,118,768.00	352,927.86	3,847,026.89	0.00	271,741.11	93.40
141	E	71100	429	000	00000	000	INSTRUCTIONAL SUPPLIES & MATER	200,000.00	0.00	3,258.06	0.00	196,741.94	1.63
141	E	71100	429	000	00002	000	INSTRUCTIONAL SUPPLIES-ASBURY	0.00	0.00	504.41	0.00	-504.41	0.00
141	E	71100	429	000	00003	000	INSTRUCTIONAL SUPPLIES-MIDWAY	0.00	0.00	392.52	0.00	-392.52	0.00
141	E	71100	429	000	00004	000	INSTRUCTIONAL SUPPLIES-BCES	0.00	103.49	13,568.34	0.00	-13,568.34	0.00
141	E	71100	429	000	00005	000	INSTRUCTIONAL SUPPLIES-BCMS	0.00	0.00	0.00	0.00	0.00	0.00
141	E	71100	429	000	00006	000	INSTRUCTIONAL SUPPLIES-GVES	0.00	199.25	13,264.53	0.00	-13,264.53	0.00
141	E	71100	429	000	00007	000	INSTRUCTIONAL SUPPLIES-FBES	0.00	215.56	6,254.43	0.00	-6,254.43	0.00
141	E	71100	429	000	00008	000	INSTRUCTIONAL SUPPLIES-GES	0.00	0.00	10,701.28	0.00	-10,701.28	0.00
141	E	71100	429	000	00009	000	INSTRUCTIONAL SUPPLIES-JES	0.00	0.00	9,519.13	0.00	-9,519.13	0.00
141	E	71100	429	000	00010	000	INSTRUCTIONAL SUPPLIES-JMS	0.00	0.00	8,786.21	0.00	-8,786.21	0.00
141	E	71100	429	000	00011	000	INSTRUCTIONAL SUPPLIES-LES	0.00	0.00	10,326.45	0.00	-10,326.45	0.00
141	E	71100	429	000	00012	000	INSTRUCTIONAL SUPPLIES-SCES	0.00	0.00	6,226.27	0.00	-6,226.27	0.00
141	E	71100	429	000	00013	000	INSTRUCTIONAL SUPPLIES-SSES	0.00	0.00	8,772.89	0.00	-8,772.89	0.00
141	E	71100	429	000	00014	000	INSTRUCTIONAL SUPPLIES-WVES	0.00	0.00	7,600.30	0.00	-7,600.30	0.00
141	E	71100	429	000	00015	000	INSTRUCTIONAL SUPPLIES-DBHS	0.00	0.00	17,631.27	0.00	-17,631.27	0.00
141	E	71100	429	000	00016	000	INSTRUCTIONAL SUPPLIES-DCHS	0.00	314.67	18,131.06	0.00	-18,131.06	0.00
141	E	71100	429	000	00025	000	INSTRUCTIONAL SUPPLIES-RVES	0.00	0.00	15,717.97	0.00	-15,717.97	0.00
141	E	71100	449	000	00000	000	TEXTBOOKS	885,000.00	0.00	1,121,615.22	0.00	-236,615.22	126.74

Fnd T Acct Obj Prj Loc Prg	Account Level Description	2020-21 Budget	May 2020-21 Monthly Activity	2020-21 FYTD Activity	Encumbered Amount	Unexpended Balance - YTD Act	2020-21 FYTD %
71100	REGULAR INSTRUCTION						
141 E 71100 499 000 00000 000	OTHER SUPPLIES AND MATERIALS	507,947.00	8,235.94	236,717.13	0.00	271,229.87	46.60
141 E 71100 499 000 00000 100	OTHER SUPPLIES-CIVICS GRANT	0.00	0.00	3,255.21	0.00	-3,255.21	0.00
141 E 71100 499 000 00000 802	INSTR. SCIENCE CLASS SUPPLIES	24,000.00	-395.15	16,223.47	0.00	7,776.53	67.60
141 E 71100 499 000 00002 000	OTHER SUPPLIES & MAT.-ASBURY	0.00	0.00	0.00	0.00	0.00	0.00
141 E 71100 499 000 00003 000	OTHER SUPPLIES & MAT.-MIDWAY	0.00	0.00	0.00	0.00	0.00	0.00
141 E 71100 499 000 00004 000	OTHER SUPPLIES & MAT.-BCES	0.00	0.00	0.00	0.00	0.00	0.00
141 E 71100 499 000 00005 000	OTHER SUPPLIES & MAT.-BCMS	0.00	0.00	0.00	0.00	0.00	0.00
141 E 71100 499 000 00006 000	OTHER SUPPLIES & MAT.-GVES	0.00	0.00	0.00	0.00	0.00	0.00
141 E 71100 499 000 00007 000	OTHER SUPPLIES & MAT.-FBES	0.00	0.00	4,970.46	0.00	-4,970.46	0.00
141 E 71100 499 000 00008 000	OTHER SUPPLIES & MAT.-GES	0.00	0.00	0.00	0.00	0.00	0.00
141 E 71100 499 000 00009 000	OTHER SUPPLIES & MAT.-JES	0.00	0.00	0.00	0.00	0.00	0.00
141 E 71100 499 000 00010 000	OTHER SUPPLIES & MAT.-JMS	0.00	0.00	0.00	0.00	0.00	0.00
141 E 71100 499 000 00011 000	OTHER SUPPLIES & MAT.-LES	0.00	0.00	0.00	0.00	0.00	0.00
141 E 71100 499 000 00012 000	OTHER SUPPLIES & MAT.-SCES	0.00	0.00	0.00	0.00	0.00	0.00
141 E 71100 499 000 00013 000	OTHER SUPPLIES & MAT.-SSES	0.00	907.56	907.56	0.00	-907.56	0.00
141 E 71100 499 000 00014 000	OTHER SUPPLIES & MAT.-WVES	0.00	178.00	894.56	0.00	-894.56	0.00
141 E 71100 499 000 00015 000	OTHER SUPPLIES & MAT.-DBHS	0.00	284.02	14,968.31	0.00	-14,968.31	0.00
141 E 71100 499 000 00016 000	OTHER SUPPLIES & MAT.-DCHS	0.00	1,382.04	35,347.38	0.00	-35,347.38	0.00
141 E 71100 499 000 00025 000	OTHER SUPPLIES & MAT.-RVES	0.00	131.73	3,453.33	0.00	-3,453.33	0.00
141 E 71100 599 000 00000 000	OTHER CHARGES	0.00	0.00	0.00	0.00	0.00	0.00
141 E 71100 --- --- ----- ---		40,178,230.00	3,113,314.86	29,963,109.44	0.00	10,215,120.56	74.58
71200	SPECIAL EDUCATION PROGRAM						
141 E 71200 116 000 00000 000	SP.ED. TEACHERS	2,448,912.00	203,298.37	1,875,356.90	0.00	573,555.10	76.58
141 E 71200 117 000 00000 000	CAREER LADDER PROGRAM	12,000.00	0.00	6,000.00	0.00	6,000.00	50.00
141 E 71200 128 000 00000 000	HOMEBOUND TEACHERS	20,400.00	1,880.00	14,660.00	0.00	5,740.00	71.86
141 E 71200 163 000 00000 000	EDUCATIONAL ASSISTANTS	348,333.00	27,055.19	212,130.08	0.00	136,202.92	60.90
141 E 71200 171 000 00000 000	SPEECH PATHOLOGIST	198,272.00	16,522.67	148,554.03	0.00	49,717.97	74.92
141 E 71200 189 000 00000 000	OTHER SALARIES	167,242.00	9,795.24	99,392.38	0.00	67,849.62	59.43
141 E 71200 195 000 00000 000	CERTIFIED SUBSTITUTE TEACHERS	20,000.00	0.00	5,215.00	0.00	14,785.00	26.08
141 E 71200 198 000 00000 000	NON-CERTIFIED SUBSTITUTE TEACH	65,000.00	0.00	7,245.00	0.00	57,755.00	11.15
141 E 71200 201 000 00000 000	SOCIAL SECURITY	203,370.00	14,999.98	136,823.17	0.00	66,546.83	67.28
141 E 71200 204 000 00000 000	STATE RETIREMENT	324,740.00	24,890.15	226,139.20	0.00	98,600.80	69.64
141 E 71200 206 000 00000 000	LIFE INSURANCE	2,810.00	0.00	2,458.75	0.00	351.25	87.50

Fnd T Acct Obj Prj Loc Prg	Account Level Description	2020-21 Budget	May 2020-21 Monthly Activity	2020-21 FYTD Activity	Encumbered Amount	Unexpended Balance - YTD Act	2020-21 FYTD %
71200	SPECIAL EDUCATION PROGRAM						
141 E 71200 207 000 00000 000	MEDICAL INSURANCE	522,602.00	53,663.20	471,712.40	0.00	50,889.60	90.26
141 E 71200 212 000 00000 000	EMPLOYER MEDICARE	47,562.00	3,508.06	31,999.03	0.00	15,562.97	67.28
141 E 71200 299 000 00000 000	OTHER FRINGE BENEFITS	0.00	0.00	0.00	0.00	0.00	0.00
141 E 71200 399 000 00000 000	OTHER CONTRACTED SERVICES	6,000.00	0.00	0.00	0.00	6,000.00	0.00
141 E 71200 429 000 00000 000	INSTRUCTIONAL SUPPLIES & MATER	22,400.00	0.00	10,653.36	0.00	11,746.64	47.56
141 E 71200 429 000 00002 000	INSTRUCTIONAL SUP. & MAT.-ASBU	0.00	0.00	0.00	0.00	0.00	0.00
141 E 71200 429 000 00003 000	INSTRUCTIONAL SUP. & MAT.-MIDW	0.00	0.00	0.00	0.00	0.00	0.00
141 E 71200 429 000 00004 000	INSTRUCTIONAL SUP. & MAT.-BCES	0.00	0.00	2,202.96	0.00	-2,202.96	0.00
141 E 71200 429 000 00005 000	INSTRUCTIONAL SUP. & MAT.-BCMS	0.00	0.00	0.00	0.00	0.00	0.00
141 E 71200 429 000 00006 000	INSTRUCTIONAL SUP. & MAT.-GVES	0.00	0.00	877.94	0.00	-877.94	0.00
141 E 71200 429 000 00007 000	INSTRUCTIONAL SUP. & MAT.-FBES	0.00	0.00	198.65	0.00	-198.65	0.00
141 E 71200 429 000 00008 000	INSTRUCTIONAL SUP. & MAT.-GES	0.00	0.00	506.62	0.00	-506.62	0.00
141 E 71200 429 000 00009 000	INSTRUCTIONAL SUP. & MAT.-JES	0.00	0.00	756.68	0.00	-756.68	0.00
141 E 71200 429 000 00010 000	INSTRUCTIONAL SUP. & MAT.-JMS	0.00	0.00	397.00	0.00	-397.00	0.00
141 E 71200 429 000 00011 000	INSTRUCTIONAL SUP. & MAT.-LES	0.00	0.00	697.03	0.00	-697.03	0.00
141 E 71200 429 000 00012 000	INSTRUCTIONAL SUP. & MAT.-SCES	0.00	0.00	179.78	0.00	-179.78	0.00
141 E 71200 429 000 00013 000	INSTRUCTIONAL SUP. & MAT.-SSES	0.00	0.00	198.92	0.00	-198.92	0.00
141 E 71200 429 000 00014 000	INSTRUCTIONAL SUP. & MAT.-WVES	0.00	0.00	577.82	0.00	-577.82	0.00
141 E 71200 429 000 00015 000	INSTRUCTIONAL SUP. & MAT.-DBHS	0.00	0.00	988.84	0.00	-988.84	0.00
141 E 71200 429 000 00016 000	INSTRUCTIONAL SUP. & MAT.-DCHS	0.00	0.00	792.79	0.00	-792.79	0.00
141 E 71200 429 000 00025 000	INSTRUCTIONAL SUP. & MAT.-RVES	0.00	0.00	1,169.82	0.00	-1,169.82	0.00
141 E 71200 599 000 00000 000	OTHER CHARGES	6,140.00	0.00	542.02	0.00	5,597.98	8.83
141 E 71200 --- --- ----- ---		4,415,783.00	355,612.86	3,258,426.17	0.00	1,157,356.83	73.79
71300	VOCATIONAL EDUCATION PROGRAM						
141 E 71300 116 000 00000 000	VOCATIONAL TEACHERS	1,677,424.00	146,568.60	1,350,726.67	0.00	326,697.33	80.52
141 E 71300 117 000 00000 000	CAREER LADDER PROGRAM	2,000.00	0.00	500.00	0.00	1,500.00	25.00
141 E 71300 163 000 00000 000	EDUCATIONAL ASSISTANTS	12,400.00	0.00	0.00	0.00	12,400.00	0.00
141 E 71300 195 000 00000 000	CERTIFIED SUBSTITUTE TEACHERS	20,000.00	0.00	5,110.00	0.00	14,890.00	25.55
141 E 71300 198 000 00000 000	NON-CERTIFIED SUBSTITUTE TEACH	25,000.00	0.00	4,830.00	0.00	20,170.00	19.32
141 E 71300 201 000 00000 000	SOCIAL SECURITY	107,683.00	8,589.93	79,550.98	0.00	28,132.02	73.88
141 E 71300 204 000 00000 000	STATE RETIREMENT	173,668.00	14,524.76	134,132.85	0.00	39,535.15	77.24
141 E 71300 206 000 00000 000	LIFE INSURANCE	1,305.00	0.00	1,366.80	0.00	-61.80	104.74
141 E 71300 207 000 00000 000	MEDICAL INSURANCE	241,465.00	29,322.80	252,069.92	0.00	-10,604.92	104.39

Fnd T Acct Obj Prj Loc Prg	Account Level Description	2020-21 Budget	May 2020-21 Monthly Activity	2020-21 FYTD Activity	Encumbered Amount	Unexpended Balance - YTD Act	2020-21 FYTD %
71300 VOCATIONAL	EDUCATION PROGRAM						
141 E 71300 212 000 00000 000	EMPLOYER MEDICARE	25,184.00	2,008.92	18,604.68	0.00	6,579.32	73.88
141 E 71300 299 000 00000 000	OTHER FRINGE BENEFITS	503.00	0.00	0.00	0.00	503.00	0.00
141 E 71300 429 000 00000 000	INSTRUCTIONAL SUPPLIES & MATER	87,030.00	406.12	22,626.18	0.00	64,403.82	26.00
141 E 71300 429 000 00002 000	INSTRUCTIONAL SUP. & MAT-ASB	0.00	0.00	0.00	0.00	0.00	0.00
141 E 71300 429 000 00003 000	INSTRUCTIONAL SUP. & MAT-MIDWA	0.00	0.00	0.00	0.00	0.00	0.00
141 E 71300 429 000 00004 000	INSTRUCTIONAL SUP. & MAT-BCES	0.00	0.00	0.00	0.00	0.00	0.00
141 E 71300 429 000 00005 000	INSTRUCTIONAL SUP. & MAT-BCMS	0.00	0.00	0.00	0.00	0.00	0.00
141 E 71300 429 000 00006 000	INSTRUCTIONAL SUP. & MAT-GVES	0.00	0.00	0.00	0.00	0.00	0.00
141 E 71300 429 000 00007 000	INSTRUCTIONAL SUP. & MAT-FBES	0.00	0.00	0.00	0.00	0.00	0.00
141 E 71300 429 000 00008 000	INSTRUCTIONAL SUP. & MAT-GES	0.00	0.00	0.00	0.00	0.00	0.00
141 E 71300 429 000 00009 000	INSTRUCTIONAL SUP. & MAT-JES	0.00	0.00	0.00	0.00	0.00	0.00
141 E 71300 429 000 00010 000	INSTRUCTIONAL SUP. & MAT-JMS	0.00	0.00	0.00	0.00	0.00	0.00
141 E 71300 429 000 00011 000	INSTRUCTIONAL SUP. & MAT-LES	0.00	0.00	0.00	0.00	0.00	0.00
141 E 71300 429 000 00012 000	INSTRUCTIONAL SUP. & MAT-SCES	0.00	0.00	0.00	0.00	0.00	0.00
141 E 71300 429 000 00013 000	INSTRUCTIONAL SUP. & MAT-SSES	0.00	0.00	0.00	0.00	0.00	0.00
141 E 71300 429 000 00014 000	INSTRUCTIONAL SUP. & MAT-WVES	0.00	0.00	0.00	0.00	0.00	0.00
141 E 71300 429 000 00015 000	INSTRUCTIONAL SUP. & MAT-DBHS	0.00	763.65	23,541.93	0.00	-23,541.93	0.00
141 E 71300 429 000 00016 000	INSTRUCTIONAL SUP. & MAT-DCHS	0.00	2,381.30	25,637.56	0.00	-25,637.56	0.00
141 E 71300 429 000 00025 000	INSTRUCTIONAL SUP. & MAT-RVES	0.00	0.00	0.00	0.00	0.00	0.00
141 E 71300 718 000 00000 000	MOTOR VEHICLE	0.00	0.00	0.00	0.00	0.00	0.00
141 E 71300 730 000 00000 000	VOCATIONAL INSTRUCTION EQUIPME	271,000.00	0.00	226,798.23	0.00	44,201.77	83.69
141 E 71300 730 000 00002 000	VOCATIONAL INSTR EQUIP-ASB	0.00	0.00	0.00	0.00	0.00	0.00
141 E 71300 730 000 00003 000	VOCATIONAL INSTR EQUIP-MIDWAY	0.00	0.00	0.00	0.00	0.00	0.00
141 E 71300 730 000 00004 000	VOCATIONAL INSTR EQUIP-BCES	0.00	0.00	0.00	0.00	0.00	0.00
141 E 71300 730 000 00005 000	VOCATIONAL INSTR EQUIP-BCMS	0.00	0.00	0.00	0.00	0.00	0.00
141 E 71300 730 000 00006 000	VOCATIONAL INSTR EQUIP-GVES	0.00	0.00	0.00	0.00	0.00	0.00
141 E 71300 730 000 00007 000	VOCATIONAL INSTR EQUIP-FBES	0.00	0.00	0.00	0.00	0.00	0.00
141 E 71300 730 000 00008 000	VOCATIONAL INSTR EQUIP-GES	0.00	0.00	0.00	0.00	0.00	0.00
141 E 71300 730 000 00009 000	VOCATIONAL INSTR EQUIP-JES	0.00	0.00	0.00	0.00	0.00	0.00
141 E 71300 730 000 00010 000	VOCATIONAL INSTR EQUIP-JMS	0.00	0.00	0.00	0.00	0.00	0.00
141 E 71300 730 000 00011 000	VOCATIONAL INSTR EQUIP-LES	0.00	0.00	0.00	0.00	0.00	0.00
141 E 71300 730 000 00012 000	VOCATIONAL INSTR EQUIP-SCES	0.00	0.00	0.00	0.00	0.00	0.00
141 E 71300 730 000 00013 000	VOCATIONAL INSTR EQUIP-SSES	0.00	0.00	0.00	0.00	0.00	0.00
141 E 71300 730 000 00014 000	VOCATIONAL INSTR EQUIP-WVES	0.00	0.00	0.00	0.00	0.00	0.00
141 E 71300 730 000 00015 000	VOCATIONAL INSTR EQUIP-DBHS	0.00	0.00	0.00	0.00	0.00	0.00
141 E 71300 730 000 00016 000	VOCATIONAL INSTR EQUIP-DCHS	0.00	0.00	0.00	0.00	0.00	0.00
141 E 71300 730 000 00025 000	VOCATIONAL INSTR EQUIP-RVES	0.00	0.00	0.00	0.00	0.00	0.00

Fnd T Acct Obj Prj Loc Prg	Account Level Description	2020-21 Budget	May 2020-21 Monthly Activity	2020-21 FYTD Activity	Encumbered Amount	Unexpended Balance - YTD Act	2020-21 FYTD %
71300	VOCATIONAL EDUCATION PROGRAM						
141 E 71300 --- --- ----- ---		2,644,662.00	204,566.08	2,145,495.80	0.00	499,166.20	81.13
71600	ADULT EDUCATION PROGRAM						
141 E 71600 116 000 00000 000	AD. ED. TEACHERS	6,831.00	0.00	0.00	0.00	6,831.00	0.00
141 E 71600 201 000 00000 000	SOCIAL SECURITY	423.00	0.00	0.00	0.00	423.00	0.00
141 E 71600 204 000 00000 000	STATE RETIREMENT	702.00	0.00	0.00	0.00	702.00	0.00
141 E 71600 212 000 00000 000	EMPLOYER MEDICARE	99.00	0.00	0.00	0.00	99.00	0.00
141 E 71600 429 000 00000 000	INSTRUCTIONAL SUPPLIES & MATER	4,500.00	0.00	0.00	0.00	4,500.00	0.00
141 E 71600 --- --- ----- ---		12,555.00	0.00	0.00	0.00	12,555.00	0.00
71901	COVID-19 EXP. INSTRUCTION						
141 E 71901 499 000 00000 000	OTHER CHARGES AND MATERIALS	0.00	0.00	0.00	0.00	0.00	0.00
141 E 71901 --- --- ----- ---		0.00	0.00	0.00	0.00	0.00	0.00
72110	ATTENDANCE PROGRAM						
141 E 72110 105 000 00000 000	SUPERVISOR/DIRECTOR	74,475.00	6,199.50	68,194.50	0.00	6,280.50	91.57
141 E 72110 117 000 00000 000	CAREER LADDER PROGRAM	1,000.00	0.00	1,000.00	0.00	0.00	100.00
141 E 72110 162 000 00000 000	CLERICAL PERSONNEL	24,584.00	2,050.42	18,453.78	0.00	6,130.22	75.06
141 E 72110 201 000 00000 000	SOCIAL SECURITY	6,204.00	475.30	5,131.49	0.00	1,072.51	82.71
141 E 72110 204 000 00000 000	STATE RETIREMENT	10,114.00	833.74	8,879.74	0.00	1,234.26	87.80
141 E 72110 206 000 00000 000	LIFE INSURANCE	44.00	0.00	38.50	0.00	5.50	87.50
141 E 72110 207 000 00000 000	MEDICAL INSURANCE	16,895.00	1,646.40	14,688.00	0.00	2,207.00	86.94
141 E 72110 212 000 00000 000	EMPLOYER MEDICARE	1,451.00	111.16	1,200.09	0.00	250.91	82.71
141 E 72110 299 000 00000 000	OTHER FRINGE BENEFITS	0.00	0.00	0.00	0.00	0.00	0.00
141 E 72110 355 000 00000 000	TRAVEL	1,000.00	350.00	626.83	0.00	373.17	62.68
141 E 72110 499 000 00000 000	OTHER SUPPLIES AND MATERIALS	1,500.00	0.00	499.57	0.00	1,000.43	33.30
141 E 72110 499 000 00000 100	OTHER SUPPLIES & MATERIALS_D	0.00	0.00	0.00	0.00	0.00	0.00

Fnd T Acct Obj Prj Loc Prg	Account Level Description	2020-21 Budget	May 2020-21 Monthly Activity	2020-21 FYTD Activity	Encumbered Amount	Unexpended Balance - YTD Act	2020-21 FYTD %
72110	ATTENDANCE PROGRAM						
141 E 72110 --- --- ----- ---		137,267.00	11,666.52	118,712.50	0.00	18,554.50	86.48
72120	HEALTH SERVICES						
141 E 72120 131 000 00000 000	MEDICAL PERSONNEL	244,749.00	22,799.27	216,101.43	0.00	28,647.57	88.30
141 E 72120 189 000 00000 000	OTHER SALARIES & WAGES	354,129.00	25,613.68	261,023.63	0.00	93,105.37	73.71
141 E 72120 201 000 00000 000	SOCIAL SECURITY	37,130.00	2,775.27	27,611.39	0.00	9,518.61	74.36
141 E 72120 204 000 00000 000	STATE RETIREMENT	23,520.00	3,852.12	39,972.96	0.00	-16,452.96	169.95
141 E 72120 206 000 00000 000	LIFE INSURANCE	443.00	0.00	387.64	0.00	55.36	87.50
141 E 72120 207 000 00000 000	MEDICAL INSURANCE	130,440.00	12,321.20	107,582.00	0.00	22,858.00	82.48
141 E 72120 212 000 00000 000	EMPLOYER MEDICARE	8,684.00	649.03	6,489.72	0.00	2,194.28	74.73
141 E 72120 299 000 00000 000	OTHER FRINGE BENEFITS	0.00	0.00	0.00	0.00	0.00	0.00
141 E 72120 355 000 00000 000	TRAVEL	10,000.00	699.51	3,242.44	0.00	6,757.56	32.42
141 E 72120 399 000 00000 000	OTHER CONTRACTED SERVICES	5,000.00	0.00	0.00	0.00	5,000.00	0.00
141 E 72120 399 000 00000 100	OTHER C & S - DONATION	4,000.00	0.00	0.00	0.00	4,000.00	0.00
141 E 72120 413 000 00000 000	DRUGS AND MEDICAL SUPPLIES	0.00	0.00	0.00	0.00	0.00	0.00
141 E 72120 499 000 00000 000	OTHER SUPPLIES AND MATERIALS	19,762.00	2,713.48	13,625.39	0.00	6,136.61	68.95
141 E 72120 599 000 00000 000	OTHER CHARGES	5,000.00	0.00	-3,126.48	0.00	8,126.48	-62.53
141 E 72120 --- --- ----- ---		842,857.00	71,423.56	672,910.12	0.00	169,946.88	79.84
72130	OTHER STUDENT SUPPORT						
141 E 72130 117 000 00000 000	CAREER LADDER PROGRAM	0.00	0.00	2,000.00	0.00	-2,000.00	0.00
141 E 72130 123 000 00000 000	GUIDANCE PERSONNEL	967,792.00	81,564.04	713,671.37	0.00	254,120.63	73.74
141 E 72130 201 000 00000 000	SOCIAL SECURITY	60,003.00	4,703.77	41,490.94	0.00	18,512.06	69.15
141 E 72130 204 000 00000 000	STATE RETIREMENT	93,005.00	8,182.35	71,879.38	0.00	21,125.62	77.29
141 E 72130 206 000 00000 000	LIFE INSURANCE	778.00	0.00	680.75	0.00	97.25	87.50
141 E 72130 207 000 00000 000	MEDICAL INSURANCE	165,330.00	15,061.20	132,058.40	0.00	33,271.60	79.88
141 E 72130 212 000 00000 000	EMPLOYER MEDICARE	14,033.00	1,100.09	9,703.57	0.00	4,329.43	69.15
141 E 72130 299 000 00000 000	OTHER FRINGE BENEFITS	0.00	0.00	0.00	0.00	0.00	0.00
141 E 72130 309 000 00000 000	CONTRACTS WITH GOVERNMENT AGEN	90,000.00	0.00	0.00	0.00	90,000.00	0.00
141 E 72130 310 000 00000 000	CONTRACTS W OTHER GOV. AGEN.	0.00	0.00	0.00	0.00	0.00	0.00

Fnd T Acct Obj Prj Loc Prg	Account Level Description	2020-21 Budget	May 2020-21 Monthly Activity	2020-21 FYTD Activity	Encumbered Amount	Unexpended Balance - YTD Act	2020-21 FYTD %
72130	OTHER STUDENT SUPPORT						
141 E 72130 322 000 00000 000	EVALUATION AND TESTING	70,000.00	0.00	45,799.00	0.00	24,201.00	65.43
141 E 72130 499 000 00000 000	OTHER SUPPLIES AND MATERIALS	7,200.00	0.00	0.00	0.00	7,200.00	0.00
141 E 72130 499 000 00002 000	OTHER SUPPLIES AND MAT.-ASB	0.00	0.00	0.00	0.00	0.00	0.00
141 E 72130 499 000 00003 000	OTHER SUPPLIES AND MAT.-MIDWAY	0.00	0.00	0.00	0.00	0.00	0.00
141 E 72130 499 000 00004 000	OTHER SUPPLIES AND MAT.-BCES	0.00	0.00	747.79	0.00	-747.79	0.00
141 E 72130 499 000 00005 000	OTHER SUPPLIES AND MAT.-BCMS	0.00	0.00	0.00	0.00	0.00	0.00
141 E 72130 499 000 00006 000	OTHER SUPPLIES AND MAT.-GVES	0.00	0.00	396.10	0.00	-396.10	0.00
141 E 72130 499 000 00007 000	OTHER SUPPLIES AND MAT.-FBES	0.00	0.00	464.33	0.00	-464.33	0.00
141 E 72130 499 000 00008 000	OTHER SUPPLIES AND MAT.-GES	0.00	0.00	62.45	0.00	-62.45	0.00
141 E 72130 499 000 00009 000	OTHER SUPPLIES AND MAT.-JES	0.00	0.00	391.07	0.00	-391.07	0.00
141 E 72130 499 000 00010 000	OTHER SUPPLIES AND MAT.-JMS	0.00	0.00	131.00	0.00	-131.00	0.00
141 E 72130 499 000 00011 000	OTHER SUPPLIES AND MAT.-LES	0.00	0.00	327.56	0.00	-327.56	0.00
141 E 72130 499 000 00012 000	OTHER SUPPLIES AND MAT.-SCES	0.00	0.00	275.38	0.00	-275.38	0.00
141 E 72130 499 000 00013 000	OTHER SUPPLIES AND MAT.-SSES	0.00	0.00	448.74	0.00	-448.74	0.00
141 E 72130 499 000 00014 000	OTHER SUPPLIES AND MAT.-WVES	0.00	0.00	0.00	0.00	0.00	0.00
141 E 72130 499 000 00015 000	OTHER SUPPLIES AND MAT.-DBHS	0.00	0.00	1,624.18	0.00	-1,624.18	0.00
141 E 72130 499 000 00016 000	OTHER SUPPLIES AND MAT.-DCHS	0.00	0.00	978.33	0.00	-978.33	0.00
141 E 72130 499 000 00025 000	OTHER SUPPLIES AND MAT.-RVES	0.00	0.00	395.37	0.00	-395.37	0.00
141 E 72130 --- --- ----- ---		1,468,141.00	110,611.45	1,023,525.71	0.00	444,615.29	69.72
72210	SUPPORT REGULAR INSTRUCTION						
141 E 72210 105 000 00000 000	SUPERVISOR/DIRECTOR	359,057.00	28,351.76	312,314.59	0.00	46,742.41	86.98
141 E 72210 117 000 00000 000	CAREER LADDER PROGRAM	12,000.00	0.00	3,000.00	0.00	9,000.00	25.00
141 E 72210 127 000 00000 000	CAREER LADDER EXTENDED CONTRAC	0.00	0.00	0.00	0.00	0.00	0.00
141 E 72210 129 000 00000 000	LIBRARIANS	818,082.00	57,499.69	518,477.21	0.00	299,604.79	63.38
141 E 72210 138 000 00000 000	TECHNOLOGY PERSONNEL	0.00	0.00	0.00	0.00	0.00	0.00
141 E 72210 162 000 00000 000	CLERICAL PERSONNEL	161,439.00	13,884.30	115,723.65	0.00	45,715.35	71.68
141 E 72210 189 000 00000 000	OTHER SALARIES & WAGES	0.00	0.00	0.00	0.00	0.00	0.00
141 E 72210 201 000 00000 000	SOCIAL SECURITY	83,736.00	5,922.74	56,172.68	0.00	27,563.32	67.08
141 E 72210 204 000 00000 000	STATE RETIREMENT	137,639.00	9,908.35	94,191.75	0.00	43,447.25	68.43
141 E 72210 206 000 00000 000	LIFE INSURANCE	921.00	0.00	805.89	0.00	115.11	87.50
141 E 72210 207 000 00000 000	MEDICAL INSURANCE	173,744.00	14,108.40	128,684.35	0.00	45,059.65	74.07
141 E 72210 212 000 00000 000	EMPLOYER MEDICARE	19,583.00	1,385.13	13,145.23	0.00	6,437.77	67.13
141 E 72210 299 000 00000 000	OTHER FRINGE BENEFITS	0.00	0.00	0.00	0.00	0.00	0.00

Fnd T Acct Obj Prj Loc Prg	Account Level Description	2020-21 Budget	May 2020-21 Monthly Activity	2020-21 FYTD Activity	Encumbered Amount	Unexpended Balance - YTD Act	2020-21 FYTD %
72210	SUPPORT REGULAR INSTRUCTION						
141 E 72210 336 000 00000 000	MAINTENANCE AND REPAIR SERVICE	25,000.00	2,443.91	20,304.75	0.00	4,695.25	81.22
141 E 72210 355 000 00000 000	TRAVEL	26,000.00	3,284.97	6,410.09	0.00	19,589.91	24.65
141 E 72210 432 000 00000 000	LIBRARY BOOKS	100,000.00	0.00	3,215.38	0.00	96,784.62	3.22
141 E 72210 432 000 00002 000	LIBRARY BOOKS-ASBURY	0.00	0.00	0.00	0.00	0.00	0.00
141 E 72210 432 000 00003 000	LIBRARY BOOKS-MIDWAY	0.00	0.00	0.00	0.00	0.00	0.00
141 E 72210 432 000 00004 000	LIBRARY BOOKS-BCES	0.00	0.00	11,872.65	0.00	-11,872.65	0.00
141 E 72210 432 000 00005 000	LIBRARY BOOKS-BCMS	0.00	0.00	0.00	0.00	0.00	0.00
141 E 72210 432 000 00006 000	LIBRARY BOOKS-GVES	0.00	0.00	8,581.61	0.00	-8,581.61	0.00
141 E 72210 432 000 00007 000	LIBRARY BOOKS-FBES	0.00	0.00	3,246.18	0.00	-3,246.18	0.00
141 E 72210 432 000 00008 000	LIBRARY BOOKS-GES	0.00	0.00	6,259.69	0.00	-6,259.69	0.00
141 E 72210 432 000 00009 000	LIBRARY BOOKS-JES	0.00	0.00	5,705.35	0.00	-5,705.35	0.00
141 E 72210 432 000 00010 000	LIBRARY BOOKS-JMS	0.00	0.00	5,556.21	0.00	-5,556.21	0.00
141 E 72210 432 000 00011 000	LIBRARY BOOKS-LES	0.00	0.00	7,458.12	0.00	-7,458.12	0.00
141 E 72210 432 000 00012 000	LIBRARY BOOKS-SCES	0.00	0.00	2,656.00	0.00	-2,656.00	0.00
141 E 72210 432 000 00013 000	LIBRARY BOOKS-SSES	0.00	0.00	4,672.02	0.00	-4,672.02	0.00
141 E 72210 432 000 00014 000	LIBRARY BOOKS-WVES	0.00	0.00	401.70	0.00	-401.70	0.00
141 E 72210 432 000 00015 000	LIBRARY BOOKS-DBHS	0.00	0.00	12,640.30	0.00	-12,640.30	0.00
141 E 72210 432 000 00016 000	LIBRARY BOOKS-DCHS	0.00	972.56	14,364.77	0.00	-14,364.77	0.00
141 E 72210 432 000 00025 000	LIBRARY BOOKS-RVES	0.00	0.00	9,845.46	0.00	-9,845.46	0.00
141 E 72210 499 000 00000 000	OTHER SUPPLIES AND MATERIALS	10,000.00	81.03	3,597.06	0.00	6,402.94	35.97
141 E 72210 524 000 00000 000	IN SERVICE / STAFF DEVELOPMENT	120,000.00	3,792.00	66,744.96	0.00	53,255.04	55.62
141 E 72210 --- --- ----- ---		2,047,201.00	141,634.84	1,436,047.65	0.00	611,153.35	70.15
72220	SUPPORT SPECIAL EDUCATION -						
141 E 72220 105 000 00000 000	SUPERVISOR/DIRECTOR	154,151.00	12,838.59	141,224.49	0.00	12,926.51	91.61
141 E 72220 117 000 00000 000	CAREER LADDER PROGRAM	4,000.00	0.00	0.00	0.00	4,000.00	0.00
141 E 72220 124 000 00000 000	PSYCOLOGICAL PERSONNEL	54,597.00	4,549.75	40,947.75	0.00	13,649.25	75.00
141 E 72220 127 000 00000 000	CAREER LADDER EXTENDED CONTRAC	0.00	0.00	0.00	0.00	0.00	0.00
141 E 72220 135 000 00000 000	ASSESSMENT PERSONNEL	152,913.00	12,742.76	114,684.84	0.00	38,228.16	75.00
141 E 72220 161 000 00000 000	SECRETARY(S)	36,911.00	0.00	0.00	0.00	36,911.00	0.00
141 E 72220 162 000 00000 000	CLERICAL PERSONNEL	36,655.00	2,840.00	34,080.00	0.00	2,575.00	92.98
141 E 72220 171 000 00000 000	SPEECH PATHOLOGIST	213,436.00	17,786.34	160,077.06	0.00	53,358.94	75.00
141 E 72220 189 000 00000 000	OTHER SALARIES & WAGES	79,930.00	8,440.26	75,962.34	0.00	3,967.66	95.04
141 E 72220 201 000 00000 000	SOCIAL SECURITY	45,421.00	3,528.47	34,108.82	0.00	11,312.18	75.09

Fnd T Acct Obj Prj Loc Prg	Account Level Description	2020-21 Budget	May 2020-21 Monthly Activity	2020-21 FYTD Activity	Encumbered Amount	Unexpended Balance - YTD Act	2020-21 FYTD %
72220	SUPPORT SPECIAL EDUCATION -						
141 E 72220 204 000 00000 000	STATE RETIREMENT	74,224.00	5,926.54	57,015.98	0.00	17,208.02	76.82
141 E 72220 206 000 00000 000	LIFE INSURANCE	473.00	0.00	413.89	0.00	59.11	87.50
141 E 72220 207 000 00000 000	MEDICAL INSURANCE	89,193.00	5,966.80	51,116.40	0.00	38,076.60	57.31
141 E 72220 212 000 00000 000	EMPLOYER MEDICARE	10,623.00	825.18	7,976.96	0.00	2,646.04	75.09
141 E 72220 299 000 00000 000	OTHER FRINGE BENEFITS	0.00	0.00	0.00	0.00	0.00	0.00
141 E 72220 336 000 00000 000	MAINTENANCE AND REPAIR SERVICE	500.00	0.00	0.00	0.00	500.00	0.00
141 E 72220 355 000 00000 000	TRAVEL	19,592.00	2,607.09	9,140.93	0.00	10,451.07	46.66
141 E 72220 399 000 00000 000	OTHER CONTRACTED SERVICES	68,000.00	6,830.00	47,463.00	0.00	20,537.00	69.80
141 E 72220 499 000 00000 000	OTHER SUPPLIES AND MATERIALS	8,500.00	0.00	8,056.02	0.00	443.98	94.78
141 E 72220 524 000 00000 000	IN SERVICE / STAFF DEVELOPMENT	4,500.00	0.00	1,961.45	0.00	2,538.55	43.59
141 E 72220 --- --- ----- ---		1,053,619.00	84,881.78	784,229.93	0.00	269,389.07	74.43
72230	SUPPORT VOCATIONAL EDUCATION -						
141 E 72230 105 000 00000 000	SUPERVISOR/DIRECTOR	57,622.00	2,400.87	26,409.57	0.00	31,212.43	45.83
141 E 72230 117 000 00000 000	CAREER LADDER PROGRAM	3,000.00	0.00	1,000.00	0.00	2,000.00	33.33
141 E 72230 127 000 00000 000	CAREER LADDER EXTENDED CONTRAC	0.00	0.00	0.00	0.00	0.00	0.00
141 E 72230 161 000 00000 000	SECRETARY(S)	30,335.00	0.00	4,902.21	0.00	25,432.79	16.16
141 E 72230 201 000 00000 000	SOCIAL SECURITY	5,639.00	134.38	1,874.94	0.00	3,764.06	33.25
141 E 72230 204 000 00000 000	STATE RETIREMENT	9,141.00	246.57	3,286.08	0.00	5,854.92	35.95
141 E 72230 206 000 00000 000	LIFE INSURANCE	61.00	0.00	53.39	0.00	7.61	87.52
141 E 72230 207 000 00000 000	MEDICAL INSURANCE	21,174.00	724.80	6,465.60	0.00	14,708.40	30.54
141 E 72230 212 000 00000 000	EMPLOYER MEDICARE	1,319.00	31.43	438.47	0.00	880.53	33.24
141 E 72230 299 000 00000 000	OTHER FRINGE BENEFITS	0.00	0.00	0.00	0.00	0.00	0.00
141 E 72230 336 000 00000 000	MAINTENANCE AND REPAIR SERVICE	10,000.00	544.57	1,677.52	0.00	8,322.48	16.78
141 E 72230 355 000 00000 000	TRAVEL	21,000.00	252.86	3,102.87	0.00	17,897.13	14.78
141 E 72230 499 000 00000 000	OTHER SUPPLIES AND MATERIALS	20,250.00	2,024.40	22,579.75	0.00	-2,329.75	111.50
141 E 72230 --- --- ----- ---		179,541.00	6,359.88	71,790.40	0.00	107,750.60	39.99

Fnd T Acct Obj Prj Loc Prg	Account Level Description	2020-21 Budget	May 2020-21 Monthly Activity	2020-21 FYTD Activity	Encumbered Amount	Unexpended Balance - YTD Act	2020-21 FYTD %
72250	SUPPORT EDUCATION TECHNOLOGY						
141 E 72250 105 000 00000 000	TECHNOLOGY SUPERVISOR	247,517.00	10,998.40	123,940.16	0.00	123,576.84	50.07
141 E 72250 121 000 00000 000	DATA PROCESSING PERSONNEL	160,420.00	10,877.89	131,282.66	0.00	29,137.34	81.84
141 E 72250 138 000 00000 000	INSTRUCTIONAL COMPUTER PERSONN	52,820.00	4,401.58	105,880.97	0.00	-53,060.97	200.46
141 E 72250 189 000 00000 000	OTHER SALARIES & WAGES	299,028.00	31,763.20	368,340.40	0.00	-69,312.40	123.18
141 E 72250 201 000 00000 000	SOCIAL SECURITY	47,107.00	3,299.72	42,223.88	0.00	4,883.12	89.63
141 E 72250 204 000 00000 000	STATE RETIREMENT	73,015.00	5,435.26	68,321.54	0.00	4,693.46	93.57
141 E 72250 206 000 00000 000	LIFE INSURANCE	479.00	0.00	419.14	0.00	59.86	87.50
141 E 72250 207 000 00000 000	MEDICAL INSURANCE	102,382.00	11,853.60	107,162.40	0.00	-4,780.40	104.67
141 E 72250 212 000 00000 000	EMPLOYER MEDICARE	11,017.00	793.17	10,143.16	0.00	873.84	92.07
141 E 72250 299 000 00000 000	OTHER FRINGE BENEFITS	0.00	0.00	0.00	0.00	0.00	0.00
141 E 72250 350 000 00000 000	INTERNET CONNECTIVITY FEE	100,000.00	6,040.00	65,823.88	0.00	34,176.12	65.82
141 E 72250 355 000 00000 000	TRAVEL	7,000.00	0.00	844.08	0.00	6,155.92	12.06
141 E 72250 399 000 00000 000	OTHER CONTRACTED SERVICES	491,941.00	37,681.00	505,667.38	0.00	-13,726.38	102.79
141 E 72250 499 000 00000 000	OTHER SUPPLIES & MATERIALS	400,000.00	140,707.43	236,201.94	0.00	163,798.06	59.05
141 E 72250 524 440 00000 000	IN-SERVICE/STAFF DEVELOPMENT	0.00	0.00	0.00	0.00	0.00	0.00
141 E 72250 599 000 00000 000	OTHER CHARGES	0.00	0.00	0.00	0.00	0.00	0.00
141 E 72250 --- --- ----- ---		1,992,726.00	263,851.25	1,766,251.59	0.00	226,474.41	88.63
72310	BOARD OF EDUCATION SERVICES						
141 E 72310 191 000 00000 000	BOARD AND COMMITTEE MEMBERS FE	30,000.00	4,080.00	32,655.00	0.00	-2,655.00	108.85
141 E 72310 201 000 00000 000	SOCIAL SECURITY	1,860.00	186.93	1,509.69	0.00	350.31	81.17
141 E 72310 204 000 00000 000	STATE RETIREMENT	2,883.00	348.87	2,799.49	0.00	83.51	97.10
141 E 72310 207 000 00000 000	MEDICAL INSURANCE	53,025.00	2,926.80	23,234.20	0.00	29,790.80	43.82
141 E 72310 212 000 00000 000	EMPLOYER MEDICARE	435.00	50.26	404.34	0.00	30.66	92.95
141 E 72310 305 000 00000 000	AUDIT SERVICES	60,000.00	0.00	60,065.00	0.00	-65.00	100.11
141 E 72310 320 000 00000 000	DUES AND MEMBERSHIPS	33,669.00	0.00	12,407.00	0.00	21,262.00	36.85
141 E 72310 331 000 00000 000	LEGAL SERVICES	54,000.00	4,500.00	49,500.00	0.00	4,500.00	91.67
141 E 72310 355 000 00000 000	TRAVEL	12,000.00	1,788.00	2,984.10	0.00	9,015.90	24.87
141 E 72310 399 000 00000 000	OTHER CONTRACTED SERVICES	4,000.00	0.00	0.00	0.00	4,000.00	0.00
141 E 72310 502 000 00000 000	BUILDING & CONTENTS INSURANCE	130,613.00	0.00	130,613.00	0.00	0.00	100.00
141 E 72310 506 000 00000 000	LIABILITY INSURANCE	46,159.00	0.00	46,159.00	0.00	0.00	100.00
141 E 72310 508 000 00000 000	PREMIUMS ON CORPORATE SURETY B	16,554.00	0.00	0.00	0.00	16,554.00	0.00
141 E 72310 510 000 00000 000	TRUSTEE'S COMMISSION	580,000.00	24,388.93	558,501.08	0.00	21,498.92	96.29
141 E 72310 513 000 00000 000	WORKER'S COMPENSATION INSURANC	295,980.00	0.00	275,288.00	0.00	20,692.00	93.01

Fnd T Acct Obj Prj Loc Prg	Account Level Description	2020-21 Budget	May 2020-21 Monthly Activity	2020-21 FYTD Activity	Encumbered Amount	Unexpended Balance - YTD Act	2020-21 FYTD %
72310	BOARD OF EDUCATION SERVICES						
141 E 72310 599 000 00000 000	OTHER CHARGES	15,000.00	2,244.63	24,006.20	0.00	-9,006.20	160.04
141 E 72310 --- --- ----- ---		1,336,178.00	40,514.42	1,220,126.10	0.00	116,051.90	91.31
72320	OFFICE OF THE DIRECTOR						
141 E 72320 101 000 00000 000	DIRECTOR OF SCHOOLS	141,128.00	24,060.89	157,919.76	0.00	-16,791.76	111.90
141 E 72320 117 000 00000 000	CAREER LADDER PROGRAM	5,301.00	0.00	1,500.00	0.00	3,801.00	28.30
141 E 72320 127 000 00000 000	CAREER LADDER EXTENDED CONTRAC	176,279.00	0.00	0.00	0.00	176,279.00	0.00
141 E 72320 161 000 00000 000	SECRETARY(S)	0.00	17,318.89	190,841.55	0.00	-190,841.55	0.00
141 E 72320 188 000 00000 000	BONUS	0.00	0.00	1,397.31	0.00	-1,397.31	0.00
141 E 72320 189 000 00000 000	OTHER SALARIES & WAGES	31,407.00	2,416.00	28,954.25	0.00	2,452.75	92.19
141 E 72320 201 000 00000 000	SOCIAL SECURITY	21,955.00	2,561.77	22,211.81	0.00	-256.81	101.17
141 E 72320 204 000 00000 000	STATE RETIREMENT	34,997.00	4,408.66	36,529.93	0.00	-1,532.93	104.38
141 E 72320 206 000 00000 000	LIFE INSURANCE	174.00	0.00	152.25	0.00	21.75	87.50
141 E 72320 207 000 00000 000	MEDICAL INSURANCE	50,685.00	8,858.20	62,886.80	0.00	-12,201.80	124.07
141 E 72320 212 000 00000 000	EMPLOYER MEDICARE	5,135.00	599.10	5,288.02	0.00	-153.02	102.98
141 E 72320 299 000 00000 000	OTHER FRINGE BENEFITS	0.00	0.00	0.00	0.00	0.00	0.00
141 E 72320 307 000 00000 000	COMMUNICATION	75,000.00	1,665.58	37,071.39	0.00	37,928.61	49.43
141 E 72320 348 000 00000 000	POSTAL CHARGES	14,000.00	0.00	13,431.24	0.00	568.76	95.94
141 E 72320 355 000 00000 000	TRAVEL	10,000.00	1,037.13	5,607.00	0.00	4,393.00	56.07
141 E 72320 399 000 00000 000	OTHER CONTRACTED SERVICES	85,000.00	5,472.15	66,301.57	0.00	18,698.43	78.00
141 E 72320 435 000 00000 000	OFFICE SUPPLIES	5,000.00	606.89	4,843.34	0.00	156.66	96.87
141 E 72320 --- --- ----- ---		656,061.00	69,005.26	634,936.22	0.00	21,124.78	96.78
72410	OFFICE OF THE PRINCIPAL						
141 E 72410 104 000 00000 000	PRINCIPALS	907,554.00	69,570.76	650,657.15	0.00	256,896.85	71.69
141 E 72410 117 000 00000 000	CAREER LADDER PROGRAM	25,000.00	0.00	7,000.00	0.00	18,000.00	28.00
141 E 72410 127 000 00000 000	CAREER LADDER EXTENDED CONTRAC	0.00	0.00	0.00	0.00	0.00	0.00
141 E 72410 139 000 00000 000	ASSISTANT PRINCIPALS	992,148.00	88,671.21	802,897.64	0.00	189,250.36	80.93
141 E 72410 161 000 00000 000	SECRETARY(S)	772,914.00	56,050.93	555,858.60	0.00	217,055.40	71.92
141 E 72410 162 000 00000 000	SECRETARIES & BOOKKEEPERS	0.00	0.00	0.00	0.00	0.00	0.00

Fnd T Acct Obj Prj Loc Prg	Account Level Description	2020-21 Budget	May 2020-21 Monthly Activity	2020-21 FYTD Activity	Encumbered Amount	Unexpended Balance - YTD Act	2020-21 FYTD %
72410	OFFICE OF THE PRINCIPAL						
141 E 72410 189 000 00000 000	OTHER SALARIES & WAGES	120,655.00	10,047.68	110,524.48	0.00	10,130.52	91.60
141 E 72410 201 000 00000 000	SOCIAL SECURITY	174,733.00	12,992.07	123,882.84	0.00	50,850.16	70.90
141 E 72410 204 000 00000 000	STATE RETIREMENT	283,539.00	22,744.88	212,633.89	0.00	70,905.11	74.99
141 E 72410 206 000 00000 000	LIFE INSURANCE	1,795.00	0.00	1,570.64	0.00	224.36	87.50
141 E 72410 207 000 00000 000	MEDICAL INSURANCE	475,805.00	51,088.40	448,127.60	0.00	27,677.40	94.18
141 E 72410 212 000 00000 000	EMPLOYER MEDICARE	40,865.00	3,038.42	28,972.47	0.00	11,892.53	70.90
141 E 72410 299 000 00000 000	OTHER FRINGE BENEFITS	0.00	0.00	0.00	0.00	0.00	0.00
141 E 72410 307 000 00000 000	COMMUNICATION	25,000.00	0.00	0.00	0.00	25,000.00	0.00
141 E 72410 307 000 00002 000	COMMUNICATION-ASBURY	0.00	0.00	0.00	0.00	0.00	0.00
141 E 72410 307 000 00003 000	COMMUNICATION-MIDWAY	0.00	0.00	0.00	0.00	0.00	0.00
141 E 72410 307 000 00004 000	COMMUNICATION-BCES	0.00	0.00	1,640.21	0.00	-1,640.21	0.00
141 E 72410 307 000 00005 000	COMMUNICATION-BCMS	0.00	0.00	0.00	0.00	0.00	0.00
141 E 72410 307 000 00006 000	COMMUNICATION-GVES	0.00	0.00	1,375.66	0.00	-1,375.66	0.00
141 E 72410 307 000 00007 000	COMMUNICATION-FBES	0.00	0.00	1,111.11	0.00	-1,111.11	0.00
141 E 72410 307 000 00008 000	COMMUNICATION-GES	0.00	0.00	1,375.66	0.00	-1,375.66	0.00
141 E 72410 307 000 00009 000	COMMUNICATION-JES	0.00	0.00	1,111.11	0.00	-1,111.11	0.00
141 E 72410 307 000 00010 000	COMMUNICATION-JMS	0.00	0.00	1,111.11	0.00	-1,111.11	0.00
141 E 72410 307 000 00011 000	COMMUNICATION-LES	0.00	0.00	1,111.11	0.00	-1,111.11	0.00
141 E 72410 307 000 00012 000	COMMUNICATION-SCES	0.00	0.00	846.56	0.00	-846.56	0.00
141 E 72410 307 000 00013 000	COMMUNICATION-SSES	0.00	0.00	1,111.11	0.00	-1,111.11	0.00
141 E 72410 307 000 00014 000	COMMUNICATION-WVES	0.00	0.00	1,111.11	0.00	-1,111.11	0.00
141 E 72410 307 000 00015 000	COMMUNICATION-DBHS	0.00	0.00	3,227.51	0.00	-3,227.51	0.00
141 E 72410 307 000 00016 000	COMMUNICATION-DCHS	0.00	0.00	3,227.51	0.00	-3,227.51	0.00
141 E 72410 307 000 00025 000	COMMUNICATION-RVES	0.00	0.00	1,640.21	0.00	-1,640.21	0.00
141 E 72410 355 000 00000 000	TRAVEL	7,000.00	163.56	2,893.32	0.00	4,106.68	41.33
141 E 72410 499 000 00000 000	OTHER SUPPLIES AND MATERIALS	71,274.00	0.00	799.15	0.00	70,474.85	1.12
141 E 72410 499 000 00002 000	OTHER SUPP. & MATERIALS-ASBURY	0.00	0.00	0.00	0.00	0.00	0.00
141 E 72410 499 000 00003 000	OTHER SUPP. & MATERIALS-MIDWAY	0.00	0.00	0.00	0.00	0.00	0.00
141 E 72410 499 000 00004 000	OTHER SUPP. & MATERIALS-BCES	0.00	0.00	4,027.36	0.00	-4,027.36	0.00
141 E 72410 499 000 00005 000	OTHER SUPP. & MATERIALS-BCMS	0.00	0.00	0.00	0.00	0.00	0.00
141 E 72410 499 000 00006 000	OTHER SUPP. & MATERIALS-GVES	0.00	0.00	2,815.55	0.00	-2,815.55	0.00
141 E 72410 499 000 00007 000	OTHER SUPP. & MATERIALS-FBES	0.00	0.00	1,512.15	0.00	-1,512.15	0.00
141 E 72410 499 000 00008 000	OTHER SUPP. & MATERIALS-GES	0.00	0.00	2,320.47	0.00	-2,320.47	0.00
141 E 72410 499 000 00009 000	OTHER SUPP. & MATERIALS-JES	0.00	0.00	2,540.85	0.00	-2,540.85	0.00
141 E 72410 499 000 00010 000	OTHER SUPP. & MATERIALS-JMS	0.00	0.00	2,127.62	0.00	-2,127.62	0.00
141 E 72410 499 000 00011 000	OTHER SUPP. & MATERIALS-LES	0.00	0.00	1,991.97	0.00	-1,991.97	0.00
141 E 72410 499 000 00012 000	OTHER SUPP. & MATERIALS-SCES	0.00	0.00	1,331.79	0.00	-1,331.79	0.00
141 E 72410 499 000 00013 000	OTHER SUPP. & MATERIALS-SSES	0.00	0.00	2,029.21	0.00	-2,029.21	0.00

Fnd T Acct Obj Prj Loc Prg	Account Level Description	2020-21 Budget	May 2020-21 Monthly Activity	2020-21 FYTD Activity	Encumbered Amount	Unexpended Balance - YTD Act	2020-21 FYTD %
72410	OFFICE OF THE PRINCIPAL						
141 E 72410 499 000 00014 000	OTHER SUPP. & MATERIALS-WVES	0.00	0.00	1,878.46	0.00	-1,878.46	0.00
141 E 72410 499 000 00015 000	OTHER SUPP. & MATERIALS-DBHS	0.00	0.00	6,037.46	0.00	-6,037.46	0.00
141 E 72410 499 000 00016 000	OTHER SUPP. & MATERIALS-DCHS	0.00	0.00	5,094.89	0.00	-5,094.89	0.00
141 E 72410 499 000 00025 000	OTHER SUPP. & MATERIALS-RVES	0.00	0.00	3,610.47	0.00	-3,610.47	0.00
141 E 72410 599 000 00000 000	OTHER CHARGES	65,000.00	9,784.65	42,351.27	0.00	22,648.73	65.16
141 E 72410 --- --- ----- ---		3,963,282.00	324,152.56	3,045,487.28	0.00	917,794.72	76.84
72510	FISCAL SERVICES						
141 E 72510 105 000 00000 000	SUPERVISOR/DIRECTOR	151,138.00	10,870.80	130,336.62	0.00	20,801.38	86.24
141 E 72510 162 000 00000 000	ACCOUNTING CLERK	132,791.00	10,632.04	125,726.70	0.00	7,064.30	94.68
141 E 72510 201 000 00000 000	SOCIAL SECURITY	17,604.00	1,229.24	14,995.53	0.00	2,608.47	85.18
141 E 72510 204 000 00000 000	STATE RETIREMENT	27,286.00	2,066.44	24,607.68	0.00	2,678.32	90.18
141 E 72510 206 000 00000 000	LIFE INSURANCE	60.00	0.00	52.50	0.00	7.50	87.50
141 E 72510 207 000 00000 000	MEDICAL INSURANCE	43,282.00	6,295.20	58,052.40	0.00	-14,770.40	134.13
141 E 72510 212 000 00000 000	EMPLOYER MEDICARE	4,117.00	287.48	3,507.17	0.00	609.83	85.19
141 E 72510 355 000 00000 000	TRAVEL	5,000.00	110.92	513.71	0.00	4,486.29	10.27
141 E 72510 399 000 00000 000	OTHER CONTRACTED SERVICES	12,000.00	0.00	5,392.14	0.00	6,607.86	44.93
141 E 72510 499 000 00000 000	OTHER SUPPLIES AND MATERIALS	15,300.00	0.00	3,962.22	0.00	11,337.78	25.90
141 E 72510 --- --- ----- ---		408,578.00	31,492.12	367,146.67	0.00	41,431.33	89.86
72610	OPERATION OF PLANT						
141 E 72610 166 000 00000 000	CUSTODIAL PERSONNEL	677,993.00	47,893.89	554,005.82	0.00	123,987.18	81.71
141 E 72610 189 000 00000 000	OTHER SALARIES & WAGES	128,379.00	14,251.67	131,466.20	0.00	-3,087.20	102.40
141 E 72610 201 000 00000 000	SOCIAL SECURITY	49,995.00	3,490.02	39,324.36	0.00	10,670.64	78.66
141 E 72610 204 000 00000 000	STATE RETIREMENT	77,492.00	4,289.96	52,840.49	0.00	24,651.51	68.19
141 E 72610 206 000 00000 000	LIFE INSURANCE	695.00	0.00	608.14	0.00	86.86	87.50
141 E 72610 207 000 00000 000	MEDICAL INSURANCE	230,807.00	18,889.90	156,136.90	0.00	74,670.10	67.65
141 E 72610 212 000 00000 000	EMPLOYER MEDICARE	11,692.00	832.46	9,336.73	0.00	2,355.27	79.86
141 E 72610 328 000 00000 000	JANITORIAL SERVICES	840,000.00	0.00	9,586.67	0.00	830,413.33	1.14
141 E 72610 328 000 00002 000	JANITORIAL SERVICES-ASBURY	0.00	0.00	0.00	0.00	0.00	0.00

Fnd	T	Acct	Obj	Prj	Loc	Prg	Account Level Description	2020-21 Budget	May 2020-21 Monthly Activity	2020-21 FYTD Activity	Encumbered Amount	Unexpended Balance - YTD Act	2020-21 FYTD %
72610							OPERATION OF PLANT						
141	E	72610	328	000	00003	000	JANITORIAL SERVICES-MIDWAY	0.00	0.00	0.00	0.00	0.00	0.00
141	E	72610	328	000	00004	000	JANITORIAL SERVICES-BCES	0.00	5,285.25	59,948.40	0.00	-59,948.40	0.00
141	E	72610	328	000	00005	000	JANITORIAL SERVICES-BCMS	0.00	0.00	0.00	0.00	0.00	0.00
141	E	72610	328	000	00006	000	JANITORIAL SERVICES-GVES	0.00	6,841.28	65,313.58	0.00	-65,313.58	0.00
141	E	72610	328	000	00007	000	JANITORIAL SERVICES-FBES	0.00	3,397.42	38,879.12	0.00	-38,879.12	0.00
141	E	72610	328	000	00008	000	JANITORIAL SERVICES-GES	0.00	0.00	0.00	0.00	0.00	0.00
141	E	72610	328	000	00009	000	JANITORIAL SERVICES-JES	0.00	5,307.39	58,759.29	0.00	-58,759.29	0.00
141	E	72610	328	000	00010	000	JANITORIAL SERVICES-JMS	0.00	4,555.12	50,106.32	0.00	-50,106.32	0.00
141	E	72610	328	000	00011	000	JANITORIAL SERVICES-LES	0.00	0.00	0.00	0.00	0.00	0.00
141	E	72610	328	000	00012	000	JANITORIAL SERVICES-SCES	0.00	5,525.34	60,778.74	0.00	-60,778.74	0.00
141	E	72610	328	000	00013	000	JANITORIAL SERVICES-SSES	0.00	4,161.20	45,773.20	0.00	-45,773.20	0.00
141	E	72610	328	000	00014	000	JANITORIAL SERVICES-WVES	0.00	4,113.70	45,826.70	0.00	-45,826.70	0.00
141	E	72610	328	000	00015	000	JANITORIAL SERVICES-DBHS	0.00	12,530.10	138,011.10	0.00	-138,011.10	0.00
141	E	72610	328	000	00016	000	JANITORIAL SERVICES-DCHS	0.00	12,530.10	137,831.10	0.00	-137,831.10	0.00
141	E	72610	328	000	00025	000	JANITORIAL SERVICES-RVES	0.00	5,836.02	64,196.22	0.00	-64,196.22	0.00
141	E	72610	359	000	00000	000	DISPOSAL FEES	124,000.00	7,856.24	93,737.22	0.00	30,262.78	75.59
141	E	72610	359	000	00002	000	DISPOSAL FEES ASBURY	0.00	0.00	0.00	0.00	0.00	0.00
141	E	72610	359	000	00003	000	DISPOSAL FEES MIDWAY	0.00	110.00	731.18	0.00	-731.18	0.00
141	E	72610	359	000	00004	000	DISPOSAL FEES BCES	0.00	0.00	531.80	0.00	-531.80	0.00
141	E	72610	359	000	00005	000	DISPOSAL FEES OLD BCMS	0.00	0.00	0.00	0.00	0.00	0.00
141	E	72610	359	000	00006	000	DISPOSAL FEES GVES	0.00	506.80	2,166.09	0.00	-2,166.09	0.00
141	E	72610	359	000	00007	000	DISPOSAL FEES FBES	0.00	0.00	0.00	0.00	0.00	0.00
141	E	72610	359	000	00008	000	DISPOSAL FEES GES	0.00	0.00	0.00	0.00	0.00	0.00
141	E	72610	359	000	00009	000	DISPOSAL FEES JES	0.00	570.00	3,990.00	0.00	-3,990.00	0.00
141	E	72610	359	000	00010	000	DISPOSAL FEES JMS	0.00	570.00	5,791.06	0.00	-5,791.06	0.00
141	E	72610	359	000	00011	000	DISPOSAL FEES LES	0.00	0.00	0.00	0.00	0.00	0.00
141	E	72610	359	000	00012	000	DISPOSAL FEES SCES	0.00	0.00	0.00	0.00	0.00	0.00
141	E	72610	359	000	00013	000	DISPOSAL FEES SSES	0.00	0.00	484.24	0.00	-484.24	0.00
141	E	72610	359	000	00014	000	DISPOSAL FEES WVES	0.00	0.00	0.00	0.00	0.00	0.00
141	E	72610	359	000	00015	000	DISPOSAL FEES DBHS	0.00	1,237.59	6,639.06	0.00	-6,639.06	0.00
141	E	72610	359	000	00016	000	DISPOSAL FEES DCHS	0.00	1,321.83	6,564.60	0.00	-6,564.60	0.00
141	E	72610	359	000	00025	000	DISPOSAL FEES RVES	0.00	0.00	0.00	0.00	0.00	0.00
141	E	72610	399	000	00000	000	OTHER CONTRACTED SERVICES	149,010.00	3,544.20	43,927.22	0.00	105,082.78	29.48
141	E	72610	399	000	00002	000	OTHER CONTRACTED SERV. ASBURY	0.00	0.00	590.00	0.00	-590.00	0.00
141	E	72610	399	000	00003	000	OTHER CONTRACTED SERV MIDWAY	0.00	50.00	570.00	0.00	-570.00	0.00
141	E	72610	399	000	00004	000	OTHER CONTRACTED SERVICE BCES	0.00	55.00	3,005.00	0.00	-3,005.00	0.00
141	E	72610	399	000	00005	000	OTHER CONTRACTED SERVICE BCM	0.00	0.00	0.00	0.00	0.00	0.00
141	E	72610	399	000	00006	000	OTHER CONTRACTED SERVICE GVES	0.00	703.50	2,045.00	0.00	-2,045.00	0.00

Fnd	T	Acct	Obj	Prj	Loc	Prg	Account Level Description	2020-21 Budget	May 2020-21 Monthly Activity	2020-21 FYTD Activity	Encumbered Amount	Unexpended Balance - YTD Act	2020-21 FYTD %
72610							OPERATION OF PLANT						
141	E	72610	399	000	00007	000	OTHER CONTRACTED SERVICE FBES	0.00	0.00	335.00	0.00	-335.00	0.00
141	E	72610	399	000	00008	000	OTHER CONTRACTED SERVICE GES	0.00	0.00	900.00	0.00	-900.00	0.00
141	E	72610	399	000	00009	000	OTHER CONTRACTED SERVICE JES	0.00	960.00	1,889.00	0.00	-1,889.00	0.00
141	E	72610	399	000	00010	000	OTHER CONTRACTED SERVICE JMS	0.00	150.00	1,559.00	0.00	-1,559.00	0.00
141	E	72610	399	000	00011	000	OTHER CONTRACTED SERVICE LES	0.00	1,200.00	2,697.50	0.00	-2,697.50	0.00
141	E	72610	399	000	00012	000	OTHER CONTRACTED SERVICE SCES	0.00	100.00	1,650.00	0.00	-1,650.00	0.00
141	E	72610	399	000	00013	000	OTHER CONTRACTED SERVICE SSES	0.00	0.00	280.00	0.00	-280.00	0.00
141	E	72610	399	000	00014	000	OTHER CONTRACTED SERVICE WVES	0.00	180.00	2,451.00	0.00	-2,451.00	0.00
141	E	72610	399	000	00015	000	OTHER CONTRACTED SERVICE DBHS	0.00	450.00	2,743.22	0.00	-2,743.22	0.00
141	E	72610	399	000	00016	000	OTHER CONTRACTED SERVICE DCHS	0.00	1,432.62	11,639.80	0.00	-11,639.80	0.00
141	E	72610	399	000	00025	000	OTHER CONTRACTED SERVICE RVES	0.00	210.00	2,120.00	0.00	-2,120.00	0.00
141	E	72610	410	000	00000	000	CUSTODIAL SUPPLIES	130,000.00	669.22	14,211.51	0.00	115,788.49	10.93
141	E	72610	410	000	00002	000	CUSTODIAL SUPPLIES-ASBURY	0.00	0.00	416.55	0.00	-416.55	0.00
141	E	72610	410	000	00003	000	CUSTODIAL SUPPLIES-MIDWAY	0.00	0.00	370.44	0.00	-370.44	0.00
141	E	72610	410	000	00004	000	CUSTODIAL SUPPLIES-BCES	0.00	1,693.37	4,406.26	0.00	-4,406.26	0.00
141	E	72610	410	000	00005	000	CUSTODIAL SUPPLIES-BCMS	0.00	0.00	0.00	0.00	0.00	0.00
141	E	72610	410	000	00006	000	CUSTODIAL SUPPLIES-GVES	0.00	0.00	3,582.14	0.00	-3,582.14	0.00
141	E	72610	410	000	00007	000	CUSTODIAL SUPPLIES-FBES	0.00	593.58	1,700.92	0.00	-1,700.92	0.00
141	E	72610	410	000	00008	000	CUSTODIAL SUPPLIES-GES	0.00	1,495.73	5,604.85	0.00	-5,604.85	0.00
141	E	72610	410	000	00009	000	CUSTODIAL SUPPLIES-JES	0.00	553.75	4,173.16	0.00	-4,173.16	0.00
141	E	72610	410	000	00010	000	CUSTODIAL SUPPLIES-JMS	0.00	0.00	2,095.24	0.00	-2,095.24	0.00
141	E	72610	410	000	00011	000	CUSTODIAL SUPPLIES-LES	0.00	1,917.48	8,970.74	0.00	-8,970.74	0.00
141	E	72610	410	000	00012	000	CUSTODIAL SUPPLIES-SCES	0.00	713.40	2,263.25	0.00	-2,263.25	0.00
141	E	72610	410	000	00013	000	CUSTODIAL SUPPLIES-SSES	0.00	497.40	2,111.84	0.00	-2,111.84	0.00
141	E	72610	410	000	00014	000	CUSTODIAL SUPPLIES-WVES	0.00	492.27	3,628.64	0.00	-3,628.64	0.00
141	E	72610	410	000	00015	000	CUSTODIAL SUPPLIES-DBHS	0.00	694.32	6,435.22	0.00	-6,435.22	0.00
141	E	72610	410	000	00016	000	CUSTODIAL SUPPLIES-DCHS	0.00	559.66	4,739.74	0.00	-4,739.74	0.00
141	E	72610	410	000	00025	000	CUSTODIAL SUPPLIES-RVES	0.00	412.79	7,169.12	0.00	-7,169.12	0.00
141	E	72610	415	000	00000	000	ELECTRICITY	2,068,633.00	6,213.59	86,294.94	0.00	1,982,338.06	4.17
141	E	72610	415	000	00002	000	ELECTRICITY-ASBURY	0.00	1,471.85	20,603.50	0.00	-20,603.50	0.00
141	E	72610	415	000	00003	000	ELECTRICITY-MIDWAY	0.00	1,988.87	20,802.04	0.00	-20,802.04	0.00
141	E	72610	415	000	00004	000	ELECTRICITY-BCES	0.00	10,842.07	122,721.10	0.00	-122,721.10	0.00
141	E	72610	415	000	00005	000	ELECTRICITY-BCMS	0.00	0.00	26,827.28	0.00	-26,827.28	0.00
141	E	72610	415	000	00006	000	ELECTRICITY-GVES	0.00	11,797.10	128,516.70	0.00	-128,516.70	0.00
141	E	72610	415	000	00007	000	ELECTRICITY-FBES	0.00	4,829.12	45,997.74	0.00	-45,997.74	0.00
141	E	72610	415	000	00008	000	ELECTRICITY-GES	0.00	8,443.27	96,921.39	0.00	-96,921.39	0.00
141	E	72610	415	000	00009	000	ELECTRICITY-JES	0.00	8,633.61	94,593.09	0.00	-94,593.09	0.00
141	E	72610	415	000	00010	000	ELECTRICITY-JMS	0.00	5,181.68	61,199.01	0.00	-61,199.01	0.00

Fnd T Acct Obj Prj Loc Prg	Account Level Description	2020-21 Budget	May 2020-21 Monthly Activity	2020-21 FYTD Activity	Encumbered Amount	Unexpended Balance - YTD Act	2020-21 FYTD %
72610	OPERATION OF PLANT						
141 E 72610 415 000 00011 000	ELECTRICITY-LES	0.00	10,094.06	118,074.14	0.00	-118,074.14	0.00
141 E 72610 415 000 00012 000	ELECTRICITY-SCES	0.00	5,886.91	58,077.53	0.00	-58,077.53	0.00
141 E 72610 415 000 00013 000	ELECTRICITY-SSES	0.00	6,826.97	76,928.16	0.00	-76,928.16	0.00
141 E 72610 415 000 00014 000	ELECTRICITY-WVES	0.00	11,642.73	89,120.79	0.00	-89,120.79	0.00
141 E 72610 415 000 00015 000	ELECTRICITY-DBHS	0.00	20,607.53	254,088.69	0.00	-254,088.69	0.00
141 E 72610 415 000 00016 000	ELECTRICITY-DCHS	0.00	22,281.90	249,987.48	0.00	-249,987.48	0.00
141 E 72610 415 000 00025 000	ELECTRICITY-RVES	0.00	12,858.49	122,963.44	0.00	-122,963.44	0.00
141 E 72610 434 000 00000 000	NATURAL GAS	141,625.00	2,006.53	19,083.39	0.00	122,541.61	13.47
141 E 72610 434 000 00002 000	NATURAL GAS-ASBURY	0.00	0.00	0.00	0.00	0.00	0.00
141 E 72610 434 000 00003 000	NATURAL GAS-MIDWAY	0.00	0.00	0.00	0.00	0.00	0.00
141 E 72610 434 000 00004 000	NATURAL GAS-BCES	0.00	439.27	11,371.96	0.00	-11,371.96	0.00
141 E 72610 434 000 00005 000	NATURAL GAS-BCMS	0.00	0.00	1,612.75	0.00	-1,612.75	0.00
141 E 72610 434 000 00006 000	NATURAL GAS-GVES	0.00	0.00	0.00	0.00	0.00	0.00
141 E 72610 434 000 00007 000	NATURAL GAS-FBES	0.00	0.00	0.00	0.00	0.00	0.00
141 E 72610 434 000 00008 000	NATURAL GAS-GES	0.00	0.00	0.00	0.00	0.00	0.00
141 E 72610 434 000 00009 000	NATURAL GAS-JES	0.00	227.20	4,863.26	0.00	-4,863.26	0.00
141 E 72610 434 000 00010 000	NATURAL GAS-JMS	0.00	450.61	5,117.95	0.00	-5,117.95	0.00
141 E 72610 434 000 00011 000	NATURAL GAS-LES	0.00	308.77	17,000.65	0.00	-17,000.65	0.00
141 E 72610 434 000 00012 000	NATURAL GAS-SCES	0.00	0.00	0.00	0.00	0.00	0.00
141 E 72610 434 000 00013 000	NATURAL GAS-SSES	0.00	0.00	6,919.58	0.00	-6,919.58	0.00
141 E 72610 434 000 00014 000	NATURAL GAS-WVES	0.00	0.00	0.00	0.00	0.00	0.00
141 E 72610 434 000 00015 000	NATURAL GAS-DBHS	0.00	65.84	3,371.02	0.00	-3,371.02	0.00
141 E 72610 434 000 00016 000	NATURAL GAS-DCHS	0.00	1,617.28	15,059.64	0.00	-15,059.64	0.00
141 E 72610 434 000 00025 000	NATURAL GAS-RVES	0.00	0.00	0.00	0.00	0.00	0.00
141 E 72610 454 000 00000 000	WATER AND SEWER	241,090.00	3,027.26	21,013.30	0.00	220,076.70	8.72
141 E 72610 454 000 00002 000	WATER & SEWER-ASBURY	0.00	389.82	3,717.16	0.00	-3,717.16	0.00
141 E 72610 454 000 00003 000	WATER & SEWER-MIDWAY	0.00	0.00	376.41	0.00	-376.41	0.00
141 E 72610 454 000 00004 000	WATER & SEWER-BCES	0.00	1,743.83	14,039.65	0.00	-14,039.65	0.00
141 E 72610 454 000 00005 000	WATER & SEWER-BCMS	0.00	0.00	21,250.37	0.00	-21,250.37	0.00
141 E 72610 454 000 00006 000	WATER & SEWER-GVES	0.00	827.40	10,320.03	0.00	-10,320.03	0.00
141 E 72610 454 000 00007 000	WATER & SEWER-FBES	0.00	176.59	1,344.63	0.00	-1,344.63	0.00
141 E 72610 454 000 00008 000	WATER & SEWER-GES	0.00	1,209.86	6,057.76	0.00	-6,057.76	0.00
141 E 72610 454 000 00009 000	WATER & SEWER-JES	0.00	714.83	7,279.03	0.00	-7,279.03	0.00
141 E 72610 454 000 00010 000	WATER & SEWER-JMS	0.00	552.83	4,975.93	0.00	-4,975.93	0.00
141 E 72610 454 000 00011 000	WATER & SEWER-LES	0.00	663.19	8,261.27	0.00	-8,261.27	0.00
141 E 72610 454 000 00012 000	WATER & SEWER-SCES	0.00	306.68	1,815.21	0.00	-1,815.21	0.00
141 E 72610 454 000 00013 000	WATER & SEWER-SSES	0.00	362.47	9,135.03	0.00	-9,135.03	0.00
141 E 72610 454 000 00014 000	WATER & SEWER-WVES	0.00	485.15	4,118.06	0.00	-4,118.06	0.00

Fnd T Acct Obj Prj Loc Prg	Account Level Description	2020-21 Budget	May 2020-21 Monthly Activity	2020-21 FYTD Activity	Encumbered Amount	Unexpended Balance - YTD Act	2020-21 FYTD %
72610	OPERATION OF PLANT						
141 E 72610 454 000 00015 000	WATER & SEWER-DBHS	0.00	2,993.21	23,300.02	0.00	-23,300.02	0.00
141 E 72610 454 000 00016 000	WATER & SEWER-DCHS	0.00	0.00	20,604.92	0.00	-20,604.92	0.00
141 E 72610 454 000 00025 000	WATER & SEWER-RVES	0.00	1,458.41	13,831.72	0.00	-13,831.72	0.00
141 E 72610 499 000 00000 000	OTHER SUPPLIES AND MATERIALS	70,000.00	0.00	69,950.97	0.00	49.03	99.93
141 E 72610 501 000 00000 000	BOILER INSURANCE	20,684.00	0.00	20,684.00	0.00	0.00	100.00
141 E 72610 599 000 00000 000	OTHER CHARGES	38,000.00	2,381.82	12,353.48	0.00	25,646.52	32.51
141 E 72610 599 000 00002 000	OTHER CHARGES ASBURY	0.00	199.08	1,286.26	0.00	-1,286.26	0.00
141 E 72610 599 000 00003 000	OTHER CHARGES MIDWAY	0.00	100.00	649.63	0.00	-649.63	0.00
141 E 72610 599 000 00004 000	OTHER CHARGES BCES	0.00	224.04	1,335.13	0.00	-1,335.13	0.00
141 E 72610 599 000 00005 000	OTHER CHARGES BCMS	0.00	0.00	0.00	0.00	0.00	0.00
141 E 72610 599 000 00006 000	OTHER CHARGES GVES	0.00	0.00	0.00	0.00	0.00	0.00
141 E 72610 599 000 00007 000	OTHER CHARGES FBES	0.00	0.00	0.00	0.00	0.00	0.00
141 E 72610 599 000 00008 000	OTHER CHARGES GES	0.00	0.00	0.00	0.00	0.00	0.00
141 E 72610 599 000 00009 000	OTHER CHARGES JES	0.00	0.00	0.00	0.00	0.00	0.00
141 E 72610 599 000 00010 000	OTHER CHARGES JMS	0.00	0.00	0.00	0.00	0.00	0.00
141 E 72610 599 000 00011 000	OTHER CHARGES LES	0.00	0.00	0.00	0.00	0.00	0.00
141 E 72610 599 000 00012 000	OTHER CHARGES SCES	0.00	0.00	0.00	0.00	0.00	0.00
141 E 72610 599 000 00013 000	OTHER CHARGES SSES	0.00	0.00	0.00	0.00	0.00	0.00
141 E 72610 599 000 00014 000	OTHER CHARGES WVES	0.00	0.00	0.00	0.00	0.00	0.00
141 E 72610 599 000 00015 000	OTHER CHARGES DBHS	0.00	0.00	0.00	0.00	0.00	0.00
141 E 72610 599 000 00016 000	OTHER CHARGES DCHS	0.00	0.00	0.00	0.00	0.00	0.00
141 E 72610 599 000 00025 000	OTHER CHARGES RVES	0.00	0.00	0.00	0.00	0.00	0.00
141 E 72610 --- --- ----- ---		5,000,095.00	363,763.29	4,025,462.88	0.00	974,632.12	80.51
72620	MAINTENANCE OF PLANT						
141 E 72620 105 000 00000 000	SUPERVISOR/DIRECTOR	250,121.00	15,070.27	209,935.83	0.00	40,185.17	83.93
141 E 72620 167 000 00000 000	MAINTENANCE PERSONNEL	705,583.00	50,662.96	579,655.15	0.00	125,927.85	82.15
141 E 72620 201 000 00000 000	SOCIAL SECURITY	59,254.00	3,780.80	46,420.02	0.00	12,833.98	78.34
141 E 72620 204 000 00000 000	STATE RETIREMENT	91,843.00	6,333.05	74,813.08	0.00	17,029.92	81.46
141 E 72620 206 000 00000 000	LIFE INSURANCE	281.00	0.00	245.89	0.00	35.11	87.51
141 E 72620 207 000 00000 000	MEDICAL INSURANCE	128,470.00	17,513.50	151,205.90	0.00	-22,735.90	117.70
141 E 72620 212 000 00000 000	EMPLOYER MEDICARE	13,858.00	884.25	10,856.48	0.00	3,001.52	78.34
141 E 72620 304 000 00000 000	ARCHITECTS	0.00	0.00	0.00	0.00	0.00	0.00
141 E 72620 307 000 00000 000	COMMUNICATION	2,700.00	459.98	3,628.28	0.00	-928.28	134.38

Fnd T Acct Obj Prj Loc Prg	Account Level Description	2020-21 Budget	May 2020-21 Monthly Activity	2020-21 FYTD Activity	Encumbered Amount	Unexpended Balance - YTD Act	2020-21 FYTD %
72620 MAINTENANCE OF PLANT							
141 E 72620 335 000 00000 000	MAINTENANCE & REPAIR - BUILDIN	250,000.00	4,368.00	175,580.81	0.00	74,419.19	70.23
141 E 72620 335 000 00002 000	MAINT. & REPAIR BUILD. ASBURY	0.00	0.00	0.00	0.00	0.00	0.00
141 E 72620 335 000 00003 000	MAINT. & REPAIR BUILD. MIDWAY	0.00	0.00	0.00	0.00	0.00	0.00
141 E 72620 335 000 00004 000	MAINT. & REPAIR BUILD. BCES	0.00	0.00	0.00	0.00	0.00	0.00
141 E 72620 335 000 00005 000	MAINT. & REPAIR BUILD. BCMS	0.00	0.00	0.00	0.00	0.00	0.00
141 E 72620 335 000 00006 000	MAINT. & REPAIR BUILD. GVES	0.00	0.00	0.00	0.00	0.00	0.00
141 E 72620 335 000 00007 000	MAINT. & REPAIR BUILD. FBES	0.00	0.00	0.00	0.00	0.00	0.00
141 E 72620 335 000 00008 000	MAINT. & REPAIR BUILD. GES	0.00	0.00	1,300.00	0.00	-1,300.00	0.00
141 E 72620 335 000 00009 000	MAINT. & REPAIR BUILD. JES	0.00	0.00	0.00	0.00	0.00	0.00
141 E 72620 335 000 00010 000	MAINT. & REPAIR BUILD. JMS	0.00	0.00	6,079.92	0.00	-6,079.92	0.00
141 E 72620 335 000 00011 000	MAINT. & REPAIR BUILD. LES	0.00	0.00	14,564.50	0.00	-14,564.50	0.00
141 E 72620 335 000 00012 000	MAINT. & REPAIR BUILD. SCES	0.00	0.00	0.00	0.00	0.00	0.00
141 E 72620 335 000 00013 000	MAINT. & REPAIR BUILD. SSES	0.00	0.00	0.00	0.00	0.00	0.00
141 E 72620 335 000 00014 000	MAINT. & REPAIR BUILD. WVES	0.00	0.00	0.00	0.00	0.00	0.00
141 E 72620 335 000 00015 000	MAINT. & REPAIR BUILD. DBHS	0.00	0.00	0.00	0.00	0.00	0.00
141 E 72620 335 000 00016 000	MAINT. & REPAIR BUILD. DCHS	0.00	0.00	0.00	0.00	0.00	0.00
141 E 72620 335 000 00025 000	MAINT. & REPAIR BUILD. RVES	0.00	0.00	8,199.28	0.00	-8,199.28	0.00
141 E 72620 336 000 00000 000	MAINTENANCE AND REPAIR SERVICE	50,000.00	0.00	15,712.55	0.00	34,287.45	31.43
141 E 72620 336 000 00002 000	MAINT & REPAIR EQUIP ASBURY	0.00	0.00	0.00	0.00	0.00	0.00
141 E 72620 336 000 00003 000	MAINT & REPAIR EQUIP MIDWAY	0.00	0.00	0.00	0.00	0.00	0.00
141 E 72620 336 000 00004 000	MAINT & REPAIR EQUIP BCES	0.00	0.00	818.00	0.00	-818.00	0.00
141 E 72620 336 000 00005 000	MAINT & REPAIR EQUIP BCMS	0.00	0.00	0.00	0.00	0.00	0.00
141 E 72620 336 000 00006 000	MAINT & REPAIR EQUIP GVES	0.00	0.00	0.00	0.00	0.00	0.00
141 E 72620 336 000 00007 000	MAINT & REPAIR EQUIP FBES	0.00	0.00	0.00	0.00	0.00	0.00
141 E 72620 336 000 00008 000	MAINT & REPAIR EQUIP GES	0.00	0.00	4,858.28	0.00	-4,858.28	0.00
141 E 72620 336 000 00009 000	MAINT & REPAIR EQUIP JES	0.00	0.00	0.00	0.00	0.00	0.00
141 E 72620 336 000 00010 000	MAINT & REPAIR EQUIP JMS	0.00	0.00	0.00	0.00	0.00	0.00
141 E 72620 336 000 00011 000	MAINT & REPAIR EQUIP LES	0.00	0.00	28,807.46	0.00	-28,807.46	0.00
141 E 72620 336 000 00012 000	MAINT & REPAIR EQUIP SCES	0.00	0.00	0.00	0.00	0.00	0.00
141 E 72620 336 000 00013 000	MAINT & REPAIR EQUIP SSES	0.00	0.00	0.00	0.00	0.00	0.00
141 E 72620 336 000 00014 000	MAINT & REPAIR EQUIP WVES	0.00	0.00	0.00	0.00	0.00	0.00
141 E 72620 336 000 00015 000	MAINT & REPAIR EQUIP DBHS	0.00	0.00	0.00	0.00	0.00	0.00
141 E 72620 336 000 00016 000	MAINT & REPAIR EQUIP DCHS	0.00	0.00	7,398.71	0.00	-7,398.71	0.00
141 E 72620 336 000 00025 000	MAINT & REPAIR EQUIP RVES	0.00	0.00	0.00	0.00	0.00	0.00
141 E 72620 399 000 00000 000	OTHER CONTRACTED SERVICES	500.00	0.00	0.00	0.00	500.00	0.00
141 E 72620 499 000 00000 000	OTHER SUPPLIES AND MATERIALS	450,000.00	10,410.24	346,479.79	0.00	103,520.21	77.00
141 E 72620 499 000 00002 000	OTHER SUPPLIES & MAT. ASBURY	0.00	0.00	977.70	0.00	-977.70	0.00
141 E 72620 499 000 00003 000	OTHER SUPPLIES & MAT. MIDWAY	0.00	0.00	186.00	0.00	-186.00	0.00

Fnd T Acct Obj Prj Loc Prg	Account Level Description	2020-21 Budget	May 2020-21 Monthly Activity	2020-21 FYTD Activity	Encumbered Amount	Unexpended Balance - YTD Act	2020-21 FYTD %
72620	MAINTENANCE OF PLANT						
141 E 72620 499 000 00004 000	OTHER SUPPLIES & MAT. BCES	0.00	0.00	890.00	0.00	-890.00	0.00
141 E 72620 499 000 00005 000	OTHER SUPPLIES & MAT. BCMS	0.00	0.00	0.00	0.00	0.00	0.00
141 E 72620 499 000 00006 000	OTHER SUPPLIES & MAT. GVES	0.00	0.00	117.60	0.00	-117.60	0.00
141 E 72620 499 000 00007 000	OTHER SUPPLIES & MAT. FBES	0.00	0.00	787.23	0.00	-787.23	0.00
141 E 72620 499 000 00008 000	OTHER SUPPLIES & MAT. GES	0.00	0.00	1,718.86	0.00	-1,718.86	0.00
141 E 72620 499 000 00009 000	OTHER SUPPLIES & MAT. JES	0.00	0.00	2,305.97	0.00	-2,305.97	0.00
141 E 72620 499 000 00010 000	OTHER SUPPLIES & MAT. JMS	0.00	0.00	2,455.10	0.00	-2,455.10	0.00
141 E 72620 499 000 00011 000	OTHER SUPPLIES & MAT. LES	0.00	0.00	14,178.75	0.00	-14,178.75	0.00
141 E 72620 499 000 00012 000	OTHER SUPPLIES & MAT. SCES	0.00	0.00	0.00	0.00	0.00	0.00
141 E 72620 499 000 00013 000	OTHER SUPPLIES & MAT. SSES	0.00	0.00	2,488.21	0.00	-2,488.21	0.00
141 E 72620 499 000 00014 000	OTHER SUPPLIES & MAT. WVES	0.00	2,173.00	12,103.39	0.00	-12,103.39	0.00
141 E 72620 499 000 00015 000	OTHER SUPPLIES & MAT. DBHS	0.00	0.00	6,746.91	0.00	-6,746.91	0.00
141 E 72620 499 000 00016 000	OTHER SUPPLIES & MAT. DCHS	0.00	806.61	3,837.69	0.00	-3,837.69	0.00
141 E 72620 499 000 00025 000	OTHER SUPPLIES & MAT. RVES	0.00	0.00	2,368.98	0.00	-2,368.98	0.00
141 E 72620 599 000 00000 000	OTHER CHARGES	26,000.00	2,245.24	22,666.07	0.00	3,333.93	87.18
141 E 72620 701 000 00000 000	ADMINISTRATION EQUIPMENT	838,100.00	4,652.00	287,396.97	0.00	550,703.03	34.29
141 E 72620 --- --- ----- ---		2,866,710.00	119,359.90	2,047,785.36	0.00	818,924.64	71.43
72710	STUDENT TRANSPORTATION						
141 E 72710 105 000 00000 000	SUPERVISOR/DIRECTOR	114,661.00	8,822.38	105,868.56	0.00	8,792.44	92.33
141 E 72710 142 000 00000 000	MECHANIC(S)	230,120.00	10,609.45	134,527.60	0.00	95,592.40	58.46
141 E 72710 146 000 00000 000	BUS DRIVERS	1,153,664.00	99,902.49	795,622.84	0.00	358,041.16	68.96
141 E 72710 189 000 00000 000	OTHER PERSONEL	0.00	0.00	0.00	0.00	0.00	0.00
141 E 72710 201 000 00000 000	SOCIAL SECURITY	92,904.00	6,579.19	60,364.56	0.00	32,539.44	64.98
141 E 72710 204 000 00000 000	STATE RETIREMENT	144,001.00	10,105.08	96,994.38	0.00	47,006.62	67.36
141 E 72710 206 000 00000 000	LIFE INSURANCE	1,517.00	0.00	1,327.39	0.00	189.61	87.50
141 E 72710 207 000 00000 000	MEDICAL INSURANCE	435,731.00	39,649.00	360,558.20	0.00	75,172.80	82.75
141 E 72710 212 000 00000 000	EMPLOYER MEDICARE	21,727.00	1,595.90	14,407.41	0.00	7,319.59	66.31
141 E 72710 307 000 00000 000	COMMUNICATION	750.00	54.23	589.97	0.00	160.03	78.66
141 E 72710 330 000 00000 000	OPERATING LEASE PAYMENTS	8,400.00	682.13	7,504.43	0.00	895.57	89.34
141 E 72710 399 000 00000 000	OTHER CONTRACTED SERVICES	5,000.00	1,065.00	1,637.50	0.00	3,362.50	32.75
141 E 72710 412 000 00000 000	DIESEL FUEL	275,000.00	22,586.66	59,497.18	0.00	215,502.82	21.64
141 E 72710 424 000 00000 000	GARAGE SUPPLIES	30,000.00	598.14	6,035.58	0.00	23,964.42	20.12
141 E 72710 425 000 00000 000	GASOLINE	150,000.00	14,441.85	91,315.16	0.00	58,684.84	60.88

Fnd T Acct Obj Prj Loc Prg	Account Level Description	2020-21 Budget	May 2020-21 Monthly Activity	2020-21 FYTD Activity	Encumbered Amount	Unexpended Balance - YTD Act	2020-21 FYTD %
72710	STUDENT TRANSPORTATION						
141 E 72710 450 000 00000 000	TIRES AND TUBES	60,000.00	0.00	29,288.85	0.00	30,711.15	48.81
141 E 72710 453 000 00000 000	VEHICLE PARTS	160,000.00	5,992.60	52,615.41	0.00	107,384.59	32.88
141 E 72710 499 000 00000 000	OTHER SUPPLIES AND MATERIALS	5,000.00	0.00	0.00	0.00	5,000.00	0.00
141 E 72710 511 000 00000 000	VEHICLE AND EQUIPMENT INSURANC	169,028.00	0.00	172,265.00	0.00	-3,237.00	101.92
141 E 72710 599 000 00000 000	OTHER CHARGES	18,000.00	2,900.16	17,026.35	0.00	973.65	94.59
141 E 72710 729 000 00000 000	TRANSPORTATION EQUIPMENT	172,840.00	0.00	168,555.70	0.00	4,284.30	97.52
141 E 72710 729 100 00000 000	TRANS. EQUIPMENT-ELECTRIC BUS	424,545.00	0.00	4,500.01	0.00	420,044.99	1.06
141 E 72710 --- --- ----- ---		3,672,888.00	225,584.26	2,180,502.08	0.00	1,492,385.92	59.37
72810	OTHER SUPPORT SERVICES						
141 E 72810 105 000 00000 000	FAMILY RESOURCE DIRECTOR	65,522.00	5,458.50	49,246.50	0.00	16,275.50	75.16
141 E 72810 162 000 00000 000	CLERICAL PERSONNEL	23,949.00	1,996.00	17,964.00	0.00	5,985.00	75.01
141 E 72810 189 000 00000 000	OTHER SALARIES & WAGES	15,438.00	0.00	0.00	0.00	15,438.00	0.00
141 E 72810 201 000 00000 000	SOCIAL SECURITY	6,504.00	443.98	3,976.86	0.00	2,527.14	61.14
141 E 72810 204 000 00000 000	STATE RETIREMENT	10,750.00	752.41	6,784.01	0.00	3,965.99	63.11
141 E 72810 206 000 00000 000	LIFE INSURANCE	76.00	0.00	66.50	0.00	9.50	87.50
141 E 72810 207 000 00000 000	MEDICAL INSURANCE	14,296.00	1,449.60	12,931.20	0.00	1,364.80	90.45
141 E 72810 212 000 00000 000	EMPLOYER MEDICARE	1,521.00	103.83	930.05	0.00	590.95	61.15
141 E 72810 499 000 00000 000	OTHER SUPPLIES AND MATERIALS	4,500.00	0.00	991.74	0.00	3,508.26	22.04
141 E 72810 599 000 00000 000	OTHER CHARGES	5,500.00	1,611.89	1,611.89	0.00	3,888.11	29.31
141 E 72810 --- --- ----- ---		148,056.00	11,816.21	94,502.75	0.00	53,553.25	63.83
73100	FOOD SERVICE						
141 E 73100 105 000 00000 000	SUPERVISOR/DIRECTOR	76,091.00	5,854.38	70,252.56	0.00	5,838.44	92.33
141 E 73100 188 000 00000 000	BONUS	0.00	0.00	0.00	0.00	0.00	0.00
141 E 73100 189 000 00000 000	OTHER SALARIES & WAGES	0.00	82,144.52	0.00	0.00	0.00	0.00
141 E 73100 201 000 00000 000	SOCIAL SECURITY	4,718.00	5,446.92	4,273.14	0.00	444.86	90.57
141 E 73100 204 000 00000 000	STATE RETIREMENT	7,312.00	8,031.45	6,751.20	0.00	560.80	92.33
141 E 73100 206 000 00000 000	LIFE INSURANCE	1,664.00	0.00	1,456.00	0.00	208.00	87.50
141 E 73100 207 000 00000 000	MEDICAL INSURANCE	612,150.00	34,091.48	451,361.72	0.00	160,788.28	73.73

Fnd T Acct Obj Prj Loc Prg	Account Level Description	2020-21 Budget	May 2020-21 Monthly Activity	2020-21 FYTD Activity	Encumbered Amount	Unexpended Balance - YTD Act	2020-21 FYTD %
73100	FOOD SERVICE						
141 E 73100 212 000 00000 000	EMPLOYER MEDICARE	1,103.00	1,274.01	999.30	0.00	103.70	90.60
141 E 73100 299 000 00000 000	OTHER FRINGE BENEFITS	0.00	0.00	0.00	0.00	0.00	0.00
141 E 73100 --- --- ----- ---		703,038.00	136,842.76	535,093.92	0.00	167,944.08	76.11
73300	COMMUNITY SERVICES						
141 E 73300 105 000 00000 000	SUPERVISOR/DIRECTOR	63,749.00	5,180.00	54,482.00	0.00	9,267.00	85.46
141 E 73300 116 000 00000 000	TEACHERS	18,000.00	1,760.00	10,180.00	0.00	7,820.00	56.56
141 E 73300 161 000 00000 000	SECRETARY(S)	0.00	0.00	96.00	0.00	-96.00	0.00
141 E 73300 162 000 00000 000	SECRETARY	26,513.00	2,041.62	24,499.44	0.00	2,013.56	92.41
141 E 73300 169 000 00000 000	PART-TIME PERSONNEL	0.00	0.00	0.00	0.00	0.00	0.00
141 E 73300 189 000 00000 000	OTHER SALARIES & WAGES	358,754.00	22,754.06	350,531.77	0.00	8,222.23	97.71
141 E 73300 189 000 00100 000	BCES CHILDCARE ANNEX SALARIES	0.00	0.00	19,115.44	0.00	-19,115.44	0.00
141 E 73300 201 000 00000 000	SOCIAL SECURITY	28,955.00	1,880.06	26,310.25	0.00	2,644.75	90.87
141 E 73300 201 000 00100 000		0.00	0.00	1,185.17	0.00	-1,185.17	0.00
141 E 73300 204 000 00000 000	STATE RETIREMENT	44,880.00	1,604.39	20,398.41	0.00	24,481.59	45.45
141 E 73300 207 000 00000 000	MEDICAL INSURANCE	22,131.00	2,078.85	25,241.56	0.00	-3,110.56	114.06
141 E 73300 212 000 00000 000	EMPLOYER MEDICARE	6,772.00	439.71	6,153.21	0.00	618.79	90.86
141 E 73300 212 000 00100 000		0.00	0.00	277.17	0.00	-277.17	0.00
141 E 73300 355 000 00000 000	TRAVEL	2,000.00	168.26	376.09	0.00	1,623.91	18.80
141 E 73300 422 000 00000 000	FOOD SUPPLIES	30,000.00	773.59	2,647.09	0.00	27,352.91	8.82
141 E 73300 429 000 00000 100	OTHER SUPPLIES & MAT_LOT GRANT	0.00	319.98	4,939.38	0.00	-4,939.38	0.00
141 E 73300 499 000 00000 000	OTHER SUPPLIES AND MATERIALS	20,000.00	32.00	1,965.47	0.00	18,034.53	9.83
141 E 73300 599 000 00000 000	OTHER CHARGES	21,631.00	232.83	8,299.73	0.00	13,331.27	38.37
141 E 73300 599 000 00000 100	OTHER CHARGES_LOT GRANT	0.00	0.00	140.60	0.00	-140.60	0.00
141 E 73300 --- --- ----- ---		643,385.00	39,265.35	556,838.78	0.00	86,546.22	86.55
73400	EARLY CHILDHOOD EDUCATION						
141 E 73400 116 000 00000 000	TEACHERS	193,085.00	16,288.72	146,084.96	0.00	47,000.04	75.66
141 E 73400 163 000 00000 000	EDUCATIONAL ASSISTANTS	43,527.00	5,043.00	39,658.97	0.00	3,868.03	91.11
141 E 73400 201 000 00000 000	SOCIAL SECURITY	14,670.00	1,224.08	10,681.84	0.00	3,988.16	72.81

Fnd T Acct Obj Prj Loc Prg	Account Level Description	2020-21 Budget	May 2020-21 Monthly Activity	2020-21 FYTD Activity	Encumbered Amount	Unexpended Balance - YTD Act	2020-21 FYTD %
73400	EARLY CHILDHOOD EDUCATION						
141 E 73400 204 000 00000 000	STATE RETIREMENT	24,013.00	2,112.26	17,685.36	0.00	6,327.64	73.65
141 E 73400 207 000 00000 000	MEDICAL INSURANCE	53,850.00	4,376.40	35,437.20	0.00	18,412.80	65.81
141 E 73400 212 000 00000 000	EMPLOYER MEDICARE	3,431.00	286.27	2,498.17	0.00	932.83	72.81
141 E 73400 336 000 00000 000	MAINTENANCE & REPAIR SERVICES	2,340.00	0.00	0.00	0.00	2,340.00	0.00
141 E 73400 355 000 00000 000	TRAVEL	0.00	0.00	0.00	0.00	0.00	0.00
141 E 73400 429 000 00000 000	INSTRUCTIONAL SUPPLIES / NISWO	11,000.00	1,282.44	1,505.87	0.00	9,494.13	13.69
141 E 73400 499 000 00000 000	OTHER SUPPLIES AND MATERIALS	8,183.00	1,255.17	1,654.68	0.00	6,528.32	20.22
141 E 73400 524 000 00000 000	IN SERVICE / STAFF DEVELOPMENT	4,000.00	0.00	100.00	0.00	3,900.00	2.50
141 E 73400 599 000 00000 000	OTHER CHARGES	27,000.00	1,183.12	1,183.12	0.00	25,816.88	4.38
141 E 73400 722 000 00000 000	REGULAR INSTRUCTION EQUIPMENT	12,831.00	0.00	0.00	0.00	12,831.00	0.00
141 E 73400 --- --- ----- ---		397,930.00	33,051.46	256,490.17	0.00	141,439.83	64.46
73901	COVID-19 EXP. NON-INSTRUCTION						
141 E 73901 499 000 00000 000	OTHER CHARGES AND MATERIALS	0.00	0.00	-310.97	0.00	310.97	0.00
141 E 73901 --- --- ----- ---		0.00	0.00	-310.97	0.00	310.97	0.00
76100	REGULAR CAPITAL OUTLAY						
141 E 76100 304 000 00000 000	ARCHITECTS	0.00	0.00	0.00	0.00	0.00	0.00
141 E 76100 304 001 00000 000	ARCHITECTS / BCE-JE GYM FLOORS	0.00	0.00	0.00	0.00	0.00	0.00
141 E 76100 308 000 00000 000	CONSULTANTS	0.00	0.00	0.00	0.00	0.00	0.00
141 E 76100 707 000 00000 000	BUILDING IMPROVEMENTS	0.00	0.00	0.00	0.00	0.00	0.00
141 E 76100 724 000 00000 000	SITE DEVELOPMENT	0.00	0.00	0.00	0.00	0.00	0.00
141 E 76100 799 000 00000 000	OTHER CAPITAL OUTLAY	0.00	0.00	0.00	0.00	0.00	0.00
141 E 76100 --- --- ----- ---		0.00	0.00	0.00	0.00	0.00	0.00

Fnd T Acct Obj Prj Loc Prg	Account Level Description	2020-21 Budget	May 2020-21 Monthly Activity	2020-21 FYTD Activity	Encumbered Amount	Unexpended Balance - YTD Act	2020-21 FYTD %
99100 TRANSFERS							
141 E 99100 316 000 00000 000	CONTRIBUTIONS TO DS	0.00	0.00	0.00	0.00	0.00	0.00
141 E 99100 590 000 00000 000	TRANSFERS TO OTHER FUNDS	260,000.00	0.00	260,000.00	0.00	0.00	100.00
141 E 99100 --- --- ----- ---		260,000.00	0.00	260,000.00	0.00	0.00	100.00
141 - ----- --- --- ----- ---		75,028,783.00	5,758,770.67	56,464,560.55	0.00	18,564,222.45	75.26

Number of Accounts: 662

********** End of report **********

FND	ACCT	OBJ	CHECK NUMBER	CHECK DATE	VENDOR	AMOUNT
141	72710	425	141214967	05/03/2021	BALDING, JIMMY	38.65
141	72310	331	141214968	05/03/2021	BENNETT & DECAMP PLL	4,500.00
141	72320	355	141214969	05/03/2021	BOYD, JERRY	52.00
141	72320	355	141214969	05/03/2021	BOYD, JERRY	94.00
141	72310	355	141214970	05/03/2021	BUCHANAN, ANNETTE	94.00
141	72310	355	141214970	05/03/2021	BUCHANAN, ANNETTE	52.00
141	72310	355	141214971	05/03/2021	DAY, JASON	52.00
141	72310	355	141214971	05/03/2021	DAY, JASON	94.00
141	72310	355	141214972	05/03/2021	DELLINGER, MARY	94.00
141	72310	355	141214972	05/03/2021	DELLINGER, MARY	52.00
141	72310	355	141214973	05/03/2021	ERVIN, KEITH	26.00
141	72310	355	141214973	05/03/2021	ERVIN, KEITH	94.00
141	72310	355	141214974	05/03/2021	FLEENOR, CHAD	94.00
141	72310	355	141214974	05/03/2021	FLEENOR, CHAD	52.00
141	72710	412	141214975	05/03/2021	FUELZ-A MCPHERSON CO	24,332.91
141	72710	425	141214975	05/03/2021	FUELZ-A MCPHERSON CO	14,333.61
141	72310	355	141214976	05/03/2021	HAMMOND, DAVID	52.00
141	72310	355	141214976	05/03/2021	HAMMOND, DAVID	94.00
141	72310	599	141214977	05/03/2021	JOHNSON CITY INSURAN	350.00
141	72310	355	141214978	05/03/2021	MASTERS, MIKE	94.00
141	72310	355	141214978	05/03/2021	MASTERS, MIKE	52.00
141	72310	355	141214979	05/03/2021	MEREDITH, MITCH	52.00
141	72310	355	141214979	05/03/2021	MEREDITH, MITCH	94.00
141	72320	355	141214980	05/03/2021	MOORE, JENNIFER	26.00
141	72320	355	141214980	05/03/2021	MOORE, JENNIFER	282.00
141	72320	355	141214980	05/03/2021	MOORE, JENNIFER	94.00
141	72320	355	141214980	05/03/2021	MOORE, JENNIFER	52.00
141	72310	355	141214981	05/03/2021	RIDDLE, WHITNEY	94.00
141	72310	355	141214981	05/03/2021	RIDDLE, WHITNEY	52.00
141	73400	599	141214983	05/07/2021	ADKINS, BRITTANY	109.24
141	72620	499	141214984	05/07/2021	ANDY OXY CO INC	24.30
141	72610	399	141214985	05/07/2021	BARNES EXTERMINATING	80.00
141	72710	453	141214986	05/07/2021	BBVA USA	130.96
141	73400	599	141214987	05/07/2021	BLEVINS, LINDSEY	104.22
141	72210	355	141214988	05/07/2021	CALDERWOOD, TAMARA	21.15
141	72620	499	141214989	05/07/2021	CAPITAL ONE TRADE CR	264.18
141	72620	499	141214990	05/07/2021	CARRIER ENTERPRISE,	659.61
141	71100	499	141214991	05/07/2021	CATERING COMPANY	1,421.62
141	72610	399	141214992	05/07/2021	CES CORPORATION	442.00
141	72620	499	141214993	05/07/2021	CITY ELECTRIC SUPPLY	17.96
141	72620	499	141214993	05/07/2021	CITY ELECTRIC SUPPLY	120.74
141	72620	499	141214993	05/07/2021	CITY ELECTRIC SUPPLY	47.29
141	72620	499	141214993	05/07/2021	CITY ELECTRIC SUPPLY	112.76
141	72320	399	141214994	05/07/2021	COMCAST	63.36
141	72710	599	141214995	05/07/2021	DIRECT HEALTH CARE	1,505.00
141	72620	499	141214996	05/07/2021	FENCO SUPPLY	638.80
141	72620	499	141214996	05/07/2021	FENCO SUPPLY	12.97
141	72620	499	141214996	05/07/2021	FENCO SUPPLY	52.60
141	72620	499	141214996	05/07/2021	FENCO SUPPLY	46.80
141	72620	499	141214996	05/07/2021	FENCO SUPPLY	486.86
141	72620	499	141214996	05/07/2021	FENCO SUPPLY	79.52
141	72620	499	141214996	05/07/2021	FENCO SUPPLY	620.32
141	72620	499	141214996	05/07/2021	FENCO SUPPLY	177.47
141	72620	499	141214996	05/07/2021	FENCO SUPPLY	642.28
141	72620	499	141214997	05/07/2021	FERGUSON ENTERPRISES	850.76
141	72230	355	141214998	05/07/2021	FINK, CRYSTAL	70.50

FND	ACCT	OBJ	CHECK NUMBER	CHECK DATE	VENDOR	AMOUNT
141	72210	336	141215000	05/07/2021	GOVCONNECTION, INC	2,375.91
141	72620	499	141215001	05/07/2021	JAYPRO SPORTS	147.00
141	72610	454	141215002	05/07/2021	JOHNSON CITY UTILITY	389.82
141	72610	454	141215002	05/07/2021	JOHNSON CITY UTILITY	987.79
141	72610	454	141215002	05/07/2021	JOHNSON CITY UTILITY	222.07
141	72610	454	141215003	05/07/2021	JONESBOROUGH WATER D	827.40
141	72250	499	141215004	05/07/2021	KIDD, MATTHEW	265.75
141	72620	499	141215005	05/07/2021	LOWE'S	2,609.69
141	72250	499	141215005	05/07/2021	LOWE'S	118.74
141	72710	424	141215006	05/07/2021	MATHESON TRI-GAS INC	62.70
141	72710	453	141215007	05/07/2021	MID-SOUTH BUS CENTER	415.98
141	72710	453	141215007	05/07/2021	MID-SOUTH BUS CENTER	247.50
141	72710	453	141215007	05/07/2021	MID-SOUTH BUS CENTER	165.00
141	72710	453	141215007	05/07/2021	MID-SOUTH BUS CENTER	165.00
141	72250	399	141215008	05/07/2021	NEARPOD INC	15,000.00
141	71300	429	141215009	05/07/2021	PARK SEED WHOLESALE	414.50
141	71300	429	141215009	05/07/2021	PARK SEED WHOLESALE	923.13
141	71300	429	141215009	05/07/2021	PARK SEED WHOLESALE	362.73
141	71300	429	141215009	05/07/2021	PARK SEED WHOLESALE	511.35
141	71300	429	141215009	05/07/2021	PARK SEED WHOLESALE	163.29
141	71300	429	141215010	05/07/2021	POCKET NURSE	406.12
141	72210	499	141215011	05/07/2021	QUILL LLC	23.46
141	72210	499	141215011	05/07/2021	QUILL LLC	57.57
141	72250	499	141215011	05/07/2021	QUILL LLC	711.46
141	72250	499	141215011	05/07/2021	QUILL LLC	283.27
141	72250	499	141215011	05/07/2021	QUILL LLC	73.79
141	72250	499	141215011	05/07/2021	QUILL LLC	494.08
141	72250	499	141215011	05/07/2021	QUILL LLC	191.68
141	72250	499	141215011	05/07/2021	QUILL LLC	303.62
141	72320	399	141215012	05/07/2021	RICOH USA, INC	399.67
141	71100	429	141215013	05/07/2021	SCHOOL SPECIALTY INC	7.34
141	72610	399	141215014	05/07/2021	STATE OF TENNESSEE	60.00
141	72610	399	141215014	05/07/2021	STATE OF TENNESSEE	60.00
141	73300	422	141215015	05/07/2021	STOCK POT	27.05
141	72230	499	141215016	05/07/2021	THE CATERING COMPANY	899.40
141	72230	499	141215017	05/07/2021	THE HERITAGE	1,125.00
141	72620	701	141215018	05/07/2021	THOMPSON & LITTON IN	1,800.00
141	72620	499	141215019	05/07/2021	UNITED REFRIGERATION	855.30
141	72620	499	141215019	05/07/2021	UNITED REFRIGERATION	515.04
141	72320	307	141215020	05/07/2021	VERIZON WIRELESS	292.48
141	72710	599	141215021	05/07/2021	WASHINGTON COUNTY CO	16.00
141	72220	355	141215088	05/12/2021	ALLEN, ELLEN	47.00
141	72220	355	141215044	05/12/2021	ALLEN, ELLEN	47.00
141	73400	599	141215045	05/12/2021	ARMSTRONG, TONIA	207.97
141	73400	599	141215089	05/12/2021	ARMSTRONG, TONIA	207.97
141	73400	429	141215046	05/12/2021	BAKER, AMANDA	50.00
141	73400	429	141215090	05/12/2021	BAKER, AMANDA	50.00
141	72120	355	141215091	05/12/2021	BYRD, AMY	20.68
141	72120	355	141215047	05/12/2021	BYRD, AMY	20.68
141	72220	355	141215092	05/12/2021	CAMPBELL, AMANDA	182.83
141	72220	355	141215048	05/12/2021	CAMPBELL, AMANDA	182.83
141	72210	355	141215049	05/12/2021	CARR, MELINDA	110.92
141	72210	355	141215093	05/12/2021	CARR, MELINDA	110.92
141	72220	355	141215095	05/12/2021	COLLETTE, TERESA	159.33
141	72120	355	141215051	05/12/2021	COLLETTE, TERESA	159.33
141	72220	355	141215096	05/12/2021	CULBERTSON, ALICIA	95.88

FND	ACCT	OBJ	CHECK NUMBER	CHECK DATE	VENDOR	AMOUNT
141	72220	355	141215052	05/12/2021	CULBERTSON, ALICIA	95.88
141	72210	355	141215056	05/12/2021	HART, TOREY	153.69
141	72210	355	141215100	05/12/2021	HART, TOREY	153.69
141	72210	355	141215057	05/12/2021	HAYES, CINDY	27.73
141	72210	355	141215057	05/12/2021	HAYES, CINDY	249.10
141	72210	355	141215101	05/12/2021	HAYES, CINDY	27.73
141	72210	355	141215101	05/12/2021	HAYES, CINDY	249.10
141	73300	355	141215102	05/12/2021	HITE, MEGAN	67.68
141	73300	355	141215058	05/12/2021	HITE, MEGAN	67.68
141	72220	355	141215104	05/12/2021	LOYD, KATHY	164.50
141	72220	355	141215060	05/12/2021	LOYD, KATHY	164.50
141	72510	355	141215106	05/12/2021	MASTERS, PAUL	21.15
141	72510	355	141215062	05/12/2021	MASTERS, PAUL	21.15
141	72220	355	141215107	05/12/2021	MAY, JEREMY	85.07
141	72220	355	141215063	05/12/2021	MAY, JEREMY	85.07
141	72210	355	141215064	05/12/2021	MCKINNEY, TWANA	50.29
141	72210	355	141215108	05/12/2021	MCKINNEY, TWANA	50.29
141	72120	355	141215109	05/12/2021	MEADE, MEAGAN	33.56
141	73300	355	141215109	05/12/2021	MEADE, MEAGAN	0.00
141	72120	355	141215065	05/12/2021	MEADE, MEAGAN	71.40
141	72210	355	141215066	05/12/2021	MONEY, JEANA	32.43
141	72210	355	141215110	05/12/2021	MONEY, JEANA	32.43
141	72210	355	141215067	05/12/2021	OGLE, JOSH	169.20
141	72210	355	141215111	05/12/2021	OGLE, JOSH	169.20
141	71100	299	141215069	05/12/2021	OMNI GROUP	112.00
141	71100	299	141215113	05/12/2021	OMNI GROUP	112.00
141	71100	299	141215070	05/12/2021	OPTUM	500.00
141	71100	299	141215114	05/12/2021	OPTUM	500.00
141	73400	429	141215071	05/12/2021	REINHARDT, ALLISON	30.00
141	73400	429	141215115	05/12/2021	REINHARDT, ALLISON	30.00
141	72220	355	141215116	05/12/2021	ROSE, DONNA	86.48
141	72220	355	141215072	05/12/2021	ROSE, DONNA	86.48
141	72220	355	141215117	05/12/2021	SELF, LEA	99.64
141	72220	355	141215073	05/12/2021	SELF, LEA	99.64
141	72220	355	141215118	05/12/2021	ST JOHN, SEBRENA	125.96
141	72220	355	141215074	05/12/2021	ST JOHN, SEBRENA	125.96
141	72220	355	141215119	05/12/2021	STELTER, SANDRA	31.02
141	72220	355	141215075	05/12/2021	STELTER, SANDRA	31.02
141	72510	355	141215120	05/12/2021	STEVENS, MICHELLE	34.31
141	72510	355	141215076	05/12/2021	STEVENS, MICHELLE	34.31
141	72220	355	141215121	05/12/2021	TEILMANN, CHRISTIE	93.06
141	72220	355	141215077	05/12/2021	TEILMANN, CHRISTIE	93.06
141	72120	355	141215125	05/12/2021	THOMAS, KARRIE	105.28
141	72120	355	141215081	05/12/2021	THOMAS, KARRIE	105.28
141	72220	355	141215126	05/12/2021	THOMPSON, LESLIE	136.30
141	72220	355	141215082	05/12/2021	THOMPSON, LESLIE	136.30
141	72310	599	141215083	05/12/2021	TOWN OF JONESBOROUGH	35.00
141	72310	599	141215127	05/12/2021	TOWN OF JONESBOROUGH	35.00
141	72120	355	141215128	05/12/2021	WAGNER, KELLY	91.65
141	72120	355	141215084	05/12/2021	WAGNER, KELLY	91.65
141	72220	355	141215130	05/12/2021	WHITSON, ASHLEY	39.48
141	72220	355	141215086	05/12/2021	WHITSON, ASHLEY	39.48
141	72210	355	141215131	05/12/2021	WOODWARD, HANNAH	188.47
141	72210	355	141215087	05/12/2021	WOODWARD, HANNAH	188.47
141	72710	453	141215132	05/14/2021	ADVANCE AUTO PARTS	1,543.57
141	71300	429	141215133	05/14/2021	AIRGAS INC, SOUTH DI	6.30

FND	ACCT	OBJ	CHECK NUMBER	CHECK DATE	VENDOR	AMOUNT
141	72620	499	141215133	05/14/2021	AIRGAS INC, SOUTH DI	18.90
141	71100	299	141215134	05/14/2021	AIUTO	34.20
141	72710	330	141215135	05/14/2021	ALLY	350.54
141	73300	499	141215136	05/14/2021	AMERICAN RED CROSS	32.00
141	72110	355	141215137	05/14/2021	BANKCARD CENTER	350.00
141	72310	355	141215137	05/14/2021	BANKCARD CENTER	500.00
141	72310	599	141215137	05/14/2021	BANKCARD CENTER	1,482.60
141	72620	599	141215137	05/14/2021	BANKCARD CENTER	158.27
141	72710	599	141215137	05/14/2021	BANKCARD CENTER	585.00
141	72250	499	141215137	05/14/2021	BANKCARD CENTER	11.96
141	71300	429	141215137	05/14/2021	BANKCARD CENTER	92.15
141	72250	399	141215137	05/14/2021	BANKCARD CENTER	125.00
141	73300	429	141215137	05/14/2021	BANKCARD CENTER	199.98
141	71100	429	141215138	05/14/2021	BLICK ART MATERIALS	57.37
141	72250	499	141215139	05/14/2021	CDW GOVERNMENT, INC	198.96
141	72250	499	141215139	05/14/2021	CDW GOVERNMENT, INC	110.66
141	72320	307	141215140	05/14/2021	CENTURYLINK	28.05
141	72610	599	141215140	05/14/2021	CENTURYLINK	136.40
141	72320	307	141215140	05/14/2021	CENTURYLINK	28.05
141	72320	307	141215140	05/14/2021	CENTURYLINK	0.04
141	72250	499	141215141	05/14/2021	CES CORPORATION	1,912.80
141	72610	399	141215141	05/14/2021	CES CORPORATION	2,520.00
141	72610	454	141215142	05/14/2021	CHUCKEY UTILITY DIST	306.68
141	72610	599	141215143	05/14/2021	CINTAS	49.77
141	72610	599	141215143	05/14/2021	CINTAS	49.77
141	72610	599	141215143	05/14/2021	CINTAS	49.77
141	72610	599	141215143	05/14/2021	CINTAS	49.77
141	72610	599	141215143	05/14/2021	CINTAS	56.01
141	72610	599	141215143	05/14/2021	CINTAS	56.01
141	72610	599	141215143	05/14/2021	CINTAS	56.01
141	72610	599	141215143	05/14/2021	CINTAS	56.01
141	72610	599	141215143	05/14/2021	CINTAS	68.09
141	72610	599	141215143	05/14/2021	CINTAS	68.09
141	72610	599	141215143	05/14/2021	CINTAS	68.09
141	72610	599	141215143	05/14/2021	CINTAS	68.09
141	72610	599	141215143	05/14/2021	CINTAS	68.09
141	72610	599	141215143	05/14/2021	CINTAS	25.00
141	72610	599	141215143	05/14/2021	CINTAS	25.00
141	72610	599	141215143	05/14/2021	CINTAS	25.00
141	72610	599	141215143	05/14/2021	CINTAS	25.00
141	72620	599	141215143	05/14/2021	CINTAS	459.18
141	72620	599	141215143	05/14/2021	CINTAS	414.85
141	72620	599	141215143	05/14/2021	CINTAS	581.49
141	72620	599	141215143	05/14/2021	CINTAS	432.34
141	72620	599	141215143	05/14/2021	CINTAS	136.71
141	72710	599	141215143	05/14/2021	CINTAS	40.47
141	72710	599	141215143	05/14/2021	CINTAS	40.47
141	72710	599	141215143	05/14/2021	CINTAS	40.47
141	72710	599	141215143	05/14/2021	CINTAS	40.47
141	72710	599	141215143	05/14/2021	CINTAS	331.05
141	72710	599	141215143	05/14/2021	CINTAS	100.41
141	72710	599	141215143	05/14/2021	CINTAS	100.41
141	72710	599	141215143	05/14/2021	CINTAS	100.41
141	72610	454	141215144	05/14/2021	CITY OF KINGSPORT	176.59
141	72610	399	141215145	05/14/2021	CP'S JUNK REMOVAL SE	650.00
141	72320	307	141215146	05/14/2021	ENA SERVICES LLC	273.45

FND	ACCT	OBJ	CHECK NUMBER	CHECK DATE	VENDOR	AMOUNT
141	72320	307	141215146	05/14/2021	ENA SERVICES LLC	434.03
141	72320	307	141215146	05/14/2021	ENA SERVICES LLC	607.77
141	72320	307	141215146	05/14/2021	ENA SERVICES LLC	503.59
141	72320	307	141215146	05/14/2021	ENA SERVICES LLC	184.95
141	72320	307	141215146	05/14/2021	ENA SERVICES LLC	305.98
141	72320	307	141215146	05/14/2021	ENA SERVICES LLC	233.39
141	72320	307	141215146	05/14/2021	ENA SERVICES LLC	237.66
141	72320	307	141215146	05/14/2021	ENA SERVICES LLC	198.61
141	72320	307	141215146	05/14/2021	ENA SERVICES LLC	225.65
141	72320	307	141215146	05/14/2021	ENA SERVICES LLC	244.16
141	72320	307	141215146	05/14/2021	ENA SERVICES LLC	418.84
141	72320	307	141215146	05/14/2021	ENA SERVICES LLC	202.88
141	72320	307	141215146	05/14/2021	ENA SERVICES LLC	206.13
141	72710	307	141215146	05/14/2021	ENA SERVICES LLC	54.23
141	72620	307	141215146	05/14/2021	ENA SERVICES LLC	236.50
141	72620	307	141215146	05/14/2021	ENA SERVICES LLC	223.48
141	72320	307	141215146	05/14/2021	ENA SERVICES LLC	471.10
141	72610	599	141215146	05/14/2021	ENA SERVICES LLC	927.22
141	73300	599	141215146	05/14/2021	ENA SERVICES LLC	97.83
141	72250	350	141215146	05/14/2021	ENA SERVICES LLC	6,040.00
141	71100	399	141215147	05/14/2021	ETSU UNIVERSITY SCHO	352,927.86
141	73300	429	141215148	05/14/2021	FIRST	120.00
141	72610	399	141215150	05/14/2021	FLEENOR SECURITY SYS	60.00
141	72610	399	141215150	05/14/2021	FLEENOR SECURITY SYS	61.50
141	72210	524	141215151	05/14/2021	FOOD CITY	34.00
141	72310	599	141215151	05/14/2021	FOOD CITY	173.03
141	72250	499	141215152	05/14/2021	GOVCONNECTION, INC	1,502.78
141	72250	499	141215152	05/14/2021	GOVCONNECTION, INC	3,063.55
141	72710	424	141215153	05/14/2021	GREENEVILLE OIL & PE	333.60
141	72230	355	141215154	05/14/2021	HALE, CHARLES	182.36
141	72230	336	141215155	05/14/2021	HEAVENLY STITCHES	544.57
141	72220	355	141215156	05/14/2021	HERBERT, CATHERINE	73.32
141	72610	410	141215157	05/14/2021	HOME DEPOT PRO	1,917.48
141	72610	410	141215157	05/14/2021	HOME DEPOT PRO	412.79
141	72610	410	141215157	05/14/2021	HOME DEPOT PRO	713.40
141	72610	410	141215157	05/14/2021	HOME DEPOT PRO	497.40
141	72610	410	141215157	05/14/2021	HOME DEPOT PRO	492.27
141	72610	410	141215157	05/14/2021	HOME DEPOT PRO	140.81
141	72610	410	141215157	05/14/2021	HOME DEPOT PRO	1,158.18
141	72610	410	141215157	05/14/2021	HOME DEPOT PRO	535.19
141	72610	410	141215157	05/14/2021	HOME DEPOT PRO	425.57
141	72610	410	141215157	05/14/2021	HOME DEPOT PRO	79.27
141	72610	410	141215157	05/14/2021	HOME DEPOT PRO	23.57
141	72610	410	141215157	05/14/2021	HOME DEPOT PRO	694.32
141	72610	410	141215157	05/14/2021	HOME DEPOT PRO	559.66
141	72610	410	141215157	05/14/2021	HOME DEPOT PRO	593.58
141	72610	410	141215157	05/14/2021	HOME DEPOT PRO	1,495.73
141	72610	410	141215157	05/14/2021	HOME DEPOT PRO	553.75
141	72210	355	141215158	05/14/2021	HUNT, BARBARA	79.43
141	72210	336	141215159	05/14/2021	I-BLASON, LLC	68.00
141	71100	499	141215160	05/14/2021	J W PEPPER & SON, IN	46.98
141	71100	499	141215160	05/14/2021	J W PEPPER & SON, IN	172.83
141	71100	499	141215160	05/14/2021	J W PEPPER & SON, IN	27.14
141	71100	499	141215160	05/14/2021	J W PEPPER & SON, IN	1.99
141	71100	499	141215160	05/14/2021	J W PEPPER & SON, IN	33.10
141	72210	355	141215161	05/14/2021	KEYS, ASHLEY	90.71

FND	ACCT	OBJ	CHECK NUMBER	CHECK DATE	VENDOR	AMOUNT
141	73300	355	141215162	05/14/2021	LANE, TINA	32.90
141	72620	499	141215163	05/14/2021	OLDE TOWNE SMALL ENG	199.95
141	72120	499	141215164	05/14/2021	RESOURCES FOR EDUCAT	775.50
141	72410	599	141215165	05/14/2021	RIDDELL ALL AMERICAN	9,784.65
141	71100	499	141215166	05/14/2021	SCHOOL SPECIALTY LLC	131.73
141	72250	499	141215167	05/14/2021	SHIELDS ELECTRONICS	1,178.28
141	72250	499	141215167	05/14/2021	SHIELDS ELECTRONICS	-40.00
141	72250	499	141215167	05/14/2021	SHIELDS ELECTRONICS	144.14
141	72250	499	141215167	05/14/2021	SHIELDS ELECTRONICS	596.20
141	72250	499	141215167	05/14/2021	SHIELDS ELECTRONICS	-38.20
141	72120	499	141215168	05/14/2021	SIMPLY YOURS	225.00
141	72620	499	141215169	05/14/2021	SITE ONE LANDSCAPE S	75.96
141	72610	599	141215170	05/14/2021	SIX RIVERS MEDIA LLC	977.75
141	72320	435	141215171	05/14/2021	TENNESSEE OFFICE SUP	107.00
141	72320	435	141215171	05/14/2021	TENNESSEE OFFICE SUP	4.64
141	72620	335	141215172	05/14/2021	THE APP GARDEN LLC	4,368.00
141	71100	499	141215173	05/14/2021	THE CATERING COMPANY	520.82
141	72210	524	141215174	05/14/2021	TOWN OF JONESBOROUGH	70.00
141	72620	499	141215175	05/14/2021	TRANE COMPANY	691.03
141	71100	299	141215176	05/14/2021	TRUSTMARK SOLUTIONS	50.51
141	72320	307	141215178	05/14/2021	VERIZON WIRELESS	1,841.82
141	73100	207	141215179	05/14/2021	WASHINGTON COUNTY IN	33,433.48
141	72620	499	141215180	05/14/2021	WASHINGTON FARMERS C	330.50
141	72620	499	141215180	05/14/2021	WASHINGTON FARMERS C	15.49
141	72620	499	141215180	05/14/2021	WASHINGTON FARMERS C	108.00
141	72620	499	141215180	05/14/2021	WASHINGTON FARMERS C	142.19
141	72620	499	141215180	05/14/2021	WASHINGTON FARMERS C	181.74
141	72620	499	141215180	05/14/2021	WASHINGTON FARMERS C	92.99
141	72620	499	141215180	05/14/2021	WASHINGTON FARMERS C	35.98
141	72620	499	141215180	05/14/2021	WASHINGTON FARMERS C	85.97
141	72620	499	141215180	05/14/2021	WASHINGTON FARMERS C	150.00
141	72610	359	141215181	05/14/2021	WM CORPORATE SERVICE	53.17
141	72610	434	141215191	05/18/2021	ATMOS ENERGY	69.69
141	72610	434	141215191	05/18/2021	ATMOS ENERGY	60.08
141	72610	434	141215191	05/18/2021	ATMOS ENERGY	102.63
141	72610	434	141215191	05/18/2021	ATMOS ENERGY	245.35
141	72610	434	141215191	05/18/2021	ATMOS ENERGY	113.60
141	72610	434	141215191	05/18/2021	ATMOS ENERGY	36.75
141	72610	434	141215191	05/18/2021	ATMOS ENERGY	771.89
141	72210	355	141215192	05/18/2021	FULLBRIGHT, CURTIS	55.46
141	72210	355	141215193	05/18/2021	KITE, JOSH	163.56
141	71100	217	141215194	05/18/2021	TENN CONSOLIDATED RE	10,907.45
141	71100	299	141215195	05/21/2021	AMERICAN BENEFIT ADM	200.00
141	71100	299	141215196	05/21/2021	BLEDSOE, STACY	135.00
141	71100	499	141215197	05/21/2021	BOONES CREEK ELEMENT	10.25
141	72610	415	141215198	05/21/2021	BRIGHT RIDGE	6,213.59
141	72610	415	141215198	05/21/2021	BRIGHT RIDGE	1,471.85
141	72610	415	141215198	05/21/2021	BRIGHT RIDGE	1,988.87
141	72610	415	141215198	05/21/2021	BRIGHT RIDGE	10,842.07
141	72610	415	141215198	05/21/2021	BRIGHT RIDGE	11,797.10
141	72610	415	141215198	05/21/2021	BRIGHT RIDGE	4,829.12
141	72610	415	141215198	05/21/2021	BRIGHT RIDGE	8,443.27
141	72610	415	141215198	05/21/2021	BRIGHT RIDGE	8,633.61
141	72610	415	141215198	05/21/2021	BRIGHT RIDGE	5,181.68
141	72610	415	141215198	05/21/2021	BRIGHT RIDGE	10,094.06
141	72610	415	141215198	05/21/2021	BRIGHT RIDGE	5,886.91

FND	ACCT	OBJ	CHECK NUMBER	CHECK DATE	VENDOR	AMOUNT
141	72610	415	141215198	05/21/2021	BRIGHT RIDGE	6,826.97
141	72610	415	141215198	05/21/2021	BRIGHT RIDGE	11,642.73
141	72610	415	141215198	05/21/2021	BRIGHT RIDGE	20,607.53
141	72610	415	141215198	05/21/2021	BRIGHT RIDGE	22,281.90
141	72610	415	141215198	05/21/2021	BRIGHT RIDGE	12,858.49
141	72610	399	141215199	05/21/2021	CHEM-AQUA INC	1,332.62
141	72610	399	141215200	05/21/2021	CRYSTAL SPRINGS	109.20
141	71100	499	141215201	05/21/2021	DANIEL BOONE HIGH SC	437.24
141	71100	499	141215202	05/21/2021	DAVID CROCKETT HIGH	422.90
141	73300	599	141215203	05/21/2021	ENA SERVICES LLC	135.00
141	72250	499	141215203	05/21/2021	ENA SERVICES LLC	59.70
141	72620	499	141215204	05/21/2021	ES DOCKERY, INC	2,173.00
141	71100	429	141215205	05/21/2021	GOPHER SPORTS	197.73
141	71100	429	141215205	05/21/2021	GOPHER SPORTS	116.94
141	72250	499	141215206	05/21/2021	GOVCONNECTION, INC	3,063.55
141	72120	499	141215207	05/21/2021	HONEY BAKED HAM COMP	141.63
141	73300	422	141215208	05/21/2021	INGLES	75.08
141	73300	422	141215208	05/21/2021	INGLES	30.98
141	73300	422	141215209	05/21/2021	INGLES MARKETS, INC	34.68
141	73300	422	141215209	05/21/2021	INGLES MARKETS, INC	37.06
141	72610	454	141215210	05/21/2021	JOHNSON CITY UTILITY	1,743.83
141	72610	454	141215210	05/21/2021	JOHNSON CITY UTILITY	1,458.41
141	72610	454	141215210	05/21/2021	JOHNSON CITY UTILITY	2,993.21
141	72610	359	141215210	05/21/2021	JOHNSON CITY UTILITY	853.50
141	72610	359	141215210	05/21/2021	JOHNSON CITY UTILITY	898.50
141	72610	359	141215210	05/21/2021	JOHNSON CITY UTILITY	339.00
141	72610	359	141215210	05/21/2021	JOHNSON CITY UTILITY	259.00
141	72610	359	141215210	05/21/2021	JOHNSON CITY UTILITY	110.00
141	72610	359	141215210	05/21/2021	JOHNSON CITY UTILITY	423.33
141	72610	359	141215210	05/21/2021	JOHNSON CITY UTILITY	384.09
141	72610	359	141215210	05/21/2021	JOHNSON CITY UTILITY	247.80
141	72610	359	141215210	05/21/2021	JOHNSON CITY UTILITY	120.87
141	72610	454	141215210	05/21/2021	JOHNSON CITY UTILITY	362.47
141	72610	454	141215210	05/21/2021	JOHNSON CITY UTILITY	22.08
141	72610	454	141215210	05/21/2021	JOHNSON CITY UTILITY	2,837.32
141	72610	359	141215210	05/21/2021	JOHNSON CITY UTILITY	6,648.00
141	72610	359	141215210	05/21/2021	JOHNSON CITY UTILITY	245.20
141	72610	359	141215211	05/21/2021	JONESBOROUGH WATER D	120.00
141	72610	454	141215211	05/21/2021	JONESBOROUGH WATER D	72.23
141	72610	454	141215211	05/21/2021	JONESBOROUGH WATER D	481.34
141	72610	359	141215211	05/21/2021	JONESBOROUGH WATER D	330.00
141	72610	454	141215211	05/21/2021	JONESBOROUGH WATER D	95.63
141	72610	454	141215211	05/21/2021	JONESBOROUGH WATER D	37.70
141	72610	454	141215211	05/21/2021	JONESBOROUGH WATER D	144.15
141	72610	454	141215211	05/21/2021	JONESBOROUGH WATER D	485.15
141	73400	429	141215212	05/21/2021	KAPLAN EARLY LEARNIN	966.00
141	73400	599	141215213	05/21/2021	LEARNING WITHOUT TEA	230.18
141	72610	399	141215214	05/21/2021	LEO'S PEST CONTROL	125.00
141	72610	399	141215214	05/21/2021	LEO'S PEST CONTROL	100.00
141	72610	399	141215214	05/21/2021	LEO'S PEST CONTROL	105.00
141	72610	399	141215214	05/21/2021	LEO'S PEST CONTROL	100.00
141	72610	399	141215214	05/21/2021	LEO'S PEST CONTROL	450.00
141	72610	399	141215214	05/21/2021	LEO'S PEST CONTROL	90.00
141	72610	399	141215214	05/21/2021	LEO'S PEST CONTROL	200.00
141	72610	399	141215214	05/21/2021	LEO'S PEST CONTROL	150.00
141	72610	399	141215214	05/21/2021	LEO'S PEST CONTROL	1,200.00

FND	ACCT	OBJ	CHECK NUMBER	CHECK DATE	VENDOR	AMOUNT
141	72610	399	141215214	05/21/2021	LEO'S PEST CONTROL	60.00
141	72610	399	141215214	05/21/2021	LEO'S PEST CONTROL	100.00
141	71100	499	141215215	05/21/2021	MUSIC DOCTORS	1,100.00
141	72250	499	141215216	05/21/2021	NewEgg Business	104.99
141	72250	499	141215216	05/21/2021	NewEgg Business	50.99
141	72610	328	141215217	05/21/2021	PREMIERE BUILDING MA	1,018.80
141	72610	328	141215217	05/21/2021	PREMIERE BUILDING MA	5,285.25
141	72610	328	141215217	05/21/2021	PREMIERE BUILDING MA	5,822.48
141	72610	328	141215217	05/21/2021	PREMIERE BUILDING MA	3,397.42
141	72610	328	141215217	05/21/2021	PREMIERE BUILDING MA	5,307.39
141	72610	328	141215217	05/21/2021	PREMIERE BUILDING MA	4,555.12
141	72610	328	141215217	05/21/2021	PREMIERE BUILDING MA	5,525.34
141	72610	328	141215217	05/21/2021	PREMIERE BUILDING MA	4,161.20
141	72610	328	141215217	05/21/2021	PREMIERE BUILDING MA	4,113.70
141	72610	328	141215217	05/21/2021	PREMIERE BUILDING MA	12,530.10
141	72610	328	141215217	05/21/2021	PREMIERE BUILDING MA	12,530.10
141	72610	328	141215217	05/21/2021	PREMIERE BUILDING MA	5,836.02
141	72250	499	141215218	05/21/2021	QUILL LLC	515.65
141	72250	499	141215218	05/21/2021	QUILL LLC	130.65
141	72320	399	141215219	05/21/2021	RICOH USA, INC	5,030.71
141	72620	599	141215220	05/21/2021	TEG ENTERPRISES	62.40
141	72710	453	141215221	05/21/2021	TRUCK PRO	373.83
141	72710	453	141215221	05/21/2021	TRUCK PRO	326.99
141	72710	453	141215221	05/21/2021	TRUCK PRO	188.70
141	72710	453	141215221	05/21/2021	TRUCK PRO	837.01
141	72710	453	141215221	05/21/2021	TRUCK PRO	229.14
141	72710	453	141215221	05/21/2021	TRUCK PRO	-112.01
141	72710	453	141215221	05/21/2021	TRUCK PRO	183.00
141	72710	453	141215221	05/21/2021	TRUCK PRO	1,297.93
141	73400	599	141215241	05/28/2021	ADKINS, BRITTANY	38.40
141	72210	355	141215242	05/28/2021	AKIN, JACOB	86.95
141	72710	330	141215243	05/28/2021	ALLY	331.59
141	71100	299	141215244	05/28/2021	AMERICAN FIDELITY	385.86
141	72610	434	141215245	05/28/2021	AMERIGAS	941.09
141	72610	434	141215245	05/28/2021	AMERIGAS	396.86
141	72610	434	141215245	05/28/2021	AMERIGAS	116.00
141	72610	434	141215245	05/28/2021	AMERIGAS	192.77
141	72610	434	141215245	05/28/2021	AMERIGAS	65.84
141	72620	499	141215246	05/28/2021	ANDY OXY CO INC	105.90
141	72710	399	141215247	05/28/2021	ARCHER BROTHERS GARA	200.00
141	72710	399	141215247	05/28/2021	ARCHER BROTHERS GARA	170.00
141	72710	399	141215247	05/28/2021	ARCHER BROTHERS GARA	95.00
141	72710	399	141215247	05/28/2021	ARCHER BROTHERS GARA	225.00
141	72710	399	141215247	05/28/2021	ARCHER BROTHERS GARA	125.00
141	72710	399	141215247	05/28/2021	ARCHER BROTHERS GARA	125.00
141	72710	399	141215247	05/28/2021	ARCHER BROTHERS GARA	125.00
141	72210	355	141215248	05/28/2021	ARNOLD, KELLY	312.22
141	72710	424	141215249	05/28/2021	ATCO INTERNATIONAL	201.84
141	72610	434	141215250	05/28/2021	ATMOS ENERGY	163.69
141	72610	434	141215250	05/28/2021	ATMOS ENERGY	439.27
141	73400	429	141215251	05/28/2021	BAKER, AMANDA	36.00
141	73400	429	141215251	05/28/2021	BAKER, AMANDA	120.44
141	72710	425	141215252	05/28/2021	BALDING, JIMMY	69.59
141	71100	429	141215253	05/28/2021	BLICK ART MATERIALS	38.78
141	71100	499	141215253	05/28/2021	BLICK ART MATERIALS	155.96
141	71100	499	141215253	05/28/2021	BLICK ART MATERIALS	128.06

FND	ACCT	OBJ	CHECK NUMBER	CHECK DATE	VENDOR	AMOUNT
141	72210	524	141215254	05/28/2021	BOOHER, BRENDA	825.00
141	72210	524	141215254	05/28/2021	BOOHER, BRENDA	600.00
141	71100	499	141215255	05/28/2021	BRAEDEN'S CATERING	1,664.40
141	71100	499	141215256	05/28/2021	BUMGARNER, MIKE	100.00
141	72210	355	141215257	05/28/2021	CALDERWOOD, TAMARA	26.32
141	71100	499	141215258	05/28/2021	CAROLINA BIOLOGICAL	178.00
141	71100	499	141215258	05/28/2021	CAROLINA BIOLOGICAL	104.85
141	71100	499	141215259	05/28/2021	CELEBRATE	1,360.00
141	71100	299	141215261	05/28/2021	CHLIC	2,949.51
141	72320	399	141215262	05/28/2021	COMCAST	85.92
141	71100	116	141215263	05/28/2021	DANIEL BOONE HIGH SC	525.00
141	71100	499	141215264	05/28/2021	DCHS DIGITAL GRAPHIC	412.50
141	71100	499	141215264	05/28/2021	DCHS DIGITAL GRAPHIC	300.00
141	72250	399	141215265	05/28/2021	DIGICERT INC	238.00
141	73400	599	141215266	05/28/2021	DISCOUNT SCHOOL SUPP	285.14
141	73400	499	141215266	05/28/2021	DISCOUNT SCHOOL SUPP	152.48
141	72610	399	141215267	05/28/2021	ENVIRONMENTAL DRAIN	775.00
141	71100	429	141215269	05/28/2021	GALLOPADE INTERNATIO	215.56
141	72210	355	141215270	05/28/2021	GARST, JOHNATHAN	126.90
141	72210	355	141215270	05/28/2021	GARST, JOHNATHAN	91.65
141	72250	499	141215271	05/28/2021	GOVCONNECTION, INC	182.10
141	72250	499	141215271	05/28/2021	GOVCONNECTION, INC	4,585.00
141	72250	499	141215271	05/28/2021	GOVCONNECTION, INC	121,171.41
141	72250	499	141215271	05/28/2021	GOVCONNECTION, INC	4,154.59
141	72250	499	141215271	05/28/2021	GOVCONNECTION, INC	764.81
141	72210	524	141215272	05/28/2021	GRAY, JANET	429.00
141	72210	524	141215273	05/28/2021	HAMMONS, SHARON	231.00
141	72210	524	141215274	05/28/2021	HONEYCUTT, KAY	231.00
141	72810	599	141215275	05/28/2021	HONORS GRADUATION	2,886.89
141	72250	399	141215276	05/28/2021	INSTRUCTURE INC	22,318.00
141	72120	499	141215277	05/28/2021	IPROMOTEU	578.05
141	72610	454	141215278	05/28/2021	JONESBOROUGH WATER D	714.83
141	72610	359	141215278	05/28/2021	JONESBOROUGH WATER D	570.00
141	72610	454	141215278	05/28/2021	JONESBOROUGH WATER D	552.83
141	72610	359	141215278	05/28/2021	JONESBOROUGH WATER D	570.00
141	73400	499	141215279	05/28/2021	LAKESHORE LEARNING M	879.93
141	72210	524	141215280	05/28/2021	LARIMER, MARY BETH	198.00
141	72210	524	141215281	05/28/2021	LEWIS, SHARON	429.00
141	72310	599	141215282	05/28/2021	MAIN STREET CATERING	169.00
141	72620	701	141215283	05/28/2021	MCCALL COMMERCIAL FE	1,977.00
141	72610	399	141215284	05/28/2021	MCCLAIN'S PEST CONTR	50.00
141	72220	399	141215285	05/28/2021	MINI MIRACLES THERAP	6,215.00
141	72220	399	141215285	05/28/2021	MINI MIRACLES THERAP	615.00
141	72320	355	141215286	05/28/2021	MOORE, JENNIFER	37.13
141	72210	432	141215287	05/28/2021	MY BINDING INC	875.92
141	71300	429	141215288	05/28/2021	NATIONAL FFA ORGANIZ	239.50
141	71300	429	141215288	05/28/2021	NATIONAL FFA ORGANIZ	432.00
141	72610	399	141215289	05/28/2021	NORTON'S PEST CONTRO	100.00
141	72210	355	141215290	05/28/2021	OGLE, JOSH	84.60
141	71100	299	141215291	05/28/2021	THE OMNI GROUP	112.00
141	71100	499	141215292	05/28/2021	QUALITY TROPHY & ENG	20.00
141	72320	435	141215292	05/28/2021	QUALITY TROPHY & ENG	63.00
141	72320	435	141215293	05/28/2021	QUILL LLC	89.07
141	72320	435	141215293	05/28/2021	QUILL LLC	337.34
141	72320	435	141215293	05/28/2021	QUILL LLC	5.84
141	72620	701	141215294	05/28/2021	RAPTOR TECHNOLOGIES	695.00

FND	ACCT	OBJ	CHECK NUMBER	CHECK DATE	VENDOR	AMOUNT
141	73400	499	141215295	05/28/2021	REALLY GOOD STUFF	222.76
141	71100	499	141215296	05/28/2021	RICOH USA, INC	453.78
141	71100	499	141215296	05/28/2021	RICOH USA, INC	453.78
141	72210	524	141215297	05/28/2021	RIDDLE, DONNA	660.00
141	73300	422	141215298	05/28/2021	SAM'S CLUB DIRECT	568.74
141	72120	499	141215298	05/28/2021	SAM'S CLUB DIRECT	993.30
141	71100	429	141215299	05/28/2021	SCHOLASTIC INC	199.25
141	71100	499	141215300	05/28/2021	SIMPLY YOURS	400.00
141	72610	399	141215301	05/28/2021	STATE OF TENNESSEE	55.00
141	72210	432	141215303	05/28/2021	THE LIBRARY STORE	96.64
141	72620	701	141215304	05/28/2021	THOMPSON & LITTON IN	180.00
141	71100	210	141215305	05/28/2021	TN DEPT OF LABOR & W	14.94
141	72210	355	141215306	05/28/2021	TRAVIS, MYRA	126.90
141	73100	201	141215308	05/28/2021	WASHINGTON COUNTY FO	5,093.12
141	73100	204	141215308	05/28/2021	WASHINGTON COUNTY FO	7,468.85
141	73100	212	141215308	05/28/2021	WASHINGTON COUNTY FO	1,191.27
141	73100	189	141215308	05/28/2021	WASHINGTON COUNTY FO	82,144.52
141	71100	499	141215309	05/28/2021	WCEPS	2,242.00
141	72210	524	141215310	05/28/2021	WOODWARD, VICKI	85.00
					Totals for checks	1,119,832.70

F U N D S U M M A R Y

FUND	DESCRIPTION	BALANCE SHEET	REVENUE	EXPENSE	TOTAL
141	GENERAL PURPOSE SCHOOL	0.00	0.00	1,119,832.70	1,119,832.70
*** Fund Summary Totals ***		0.00	0.00	1,119,832.70	1,119,832.70

********** End of report **********

Acct	Account Level Description	2020-21 Revised Budget	2019-20 May	2020-21 May	May Variance	2019-20 FYTD Activit	2020-21 FYTD Activit	FYTD Variance	2020-21 Uncollected Reve	2020-21 FY % Coll
40110	CURRENT PROPERTY TAX	12,849,361	44,998	105,972	60,974	12,510,861	13,153,281	642,420	-303,920	102.37
40120	TRUSTEE'S COLLECTIONS - PRIOR	436,033	0	12	12	405,593	412,796	7,203	23,237	94.67
40125	CLK/MASTER COLLECTIONS-PRIOR	1,715	74	41	-33	2,079	1,603	-477	113	93.44
40130	CIRCUIT CLERK/CLERK & MASTER C	237,783	8,863	4,127	-4,735	130,119	82,368	-47,750	155,415	34.64
40140	INTEREST AND PENALTY	191,661	3,876	6,005	2,129	103,846	83,798	-20,048	107,863	43.72
40161	PAYMENTS IN LIEU OF TAXES - T.	2,800	0	0	0	2,018	2,018	0	782	72.08
40162	PAYMENTS IN LIEU OF TAXES - LO	207,972	0	0	0	0	0	0	207,972	0.00
40163	PAYMENTS IN LIEU OF TAXES - OT	20,000	0	5,252	5,252	8,504	8,458	-46	11,542	42.29
40210	LOCAL OPTION SALES TAX	15,683,066	1,324,872	1,840,466	515,594	14,845,076	16,922,637	2,077,561	-1,239,571	107.90
40270	BUSINESS TAX	405,000	68,977	170,376	101,399	197,335	327,588	130,253	77,412	80.89
40275	MIXED DRINK TAX	13,000	0	0	0	1,494	3,006	1,512	9,994	23.12
40320	BANK EXCISE TAX	28,000	0	0	0	72,815	87,162	14,347	-59,162	311.29
40350	INTERSTATE TELECOMMUNICATIONS	6,721	0	0	0	0	0	0	6,721	0.00
41110	MARRIAGE LICENSE	2,500	75	146	71	1,412	1,586	174	914	63.43
43512	TUITION - ADULT EDUCATION	10,000	0	0	0	2,250	0	-2,250	10,000	0.00
43517	TUITION - OTHER	66,000	0	3,375	3,375	35,110	29,960	-5,150	36,040	45.39
43581	COMMUNITY SERVICE FEES - CHILD	548,000	6,517	190,844	184,328	428,035	1,092,291	664,256	-544,291	199.32
43990	OTHER CHARGES FOR SERVICES	0	0	0	0	0	8,921	8,921	-8,921	0.00
44110	INTEREST EARNED	65,000	21,185	7,316	-13,869	225,246	85,193	-140,054	-20,193	131.07
44120	RENT ON BUILDINGS	1,000	0	460	460	0	460	460	540	46.00
44170	MISCELLANEOUS REFUNDS	0	0	0	0	7,357	0	-7,357	0	0.00
44520	INSURANCE RECOVERY	173,510	0	0	0	49,782	155,500	105,718	18,010	89.62
44530	SALE OF EQUIPMENT	25,000	30	13,524	13,494	15,073	20,307	5,234	4,693	81.23
44560	DAMAGES RECOVERED FROM INDIVID	1,000	0	0	0	297,352	50,789	-246,563	-49,789	5,078.90
44570	CONTRIBUTIONS & GIFTS	250,548	1,000	2,819	1,819	140,481	10,074	-130,407	240,474	4.02
44990	OTHER LOCAL REVENUES - TAGS	500	0	19	19	250	379	130	121	75.86
44991	OTHER LOCAL REVENUE	100,651	0	1,654	1,654	77,898	50,726	-27,172	49,925	50.40
44992	OTHER LOCAL REV- ROYALITIES/CO	33,150	0	1,485	1,485	25,053	12,976	-12,078	20,174	39.14
46511	BASIC EDUCATION PROGRAM	36,966,000	0	0	0	32,179,800	33,162,200	982,400	3,803,800	89.71
46515	EARLY CHILDHOOD EDUCATION	172,802	0	0	0	104,707	119,406	14,699	53,396	69.10
46550	DRIVER EDUCATION	30,896	41,083	0	-41,083	41,083	0	-41,083	30,896	0.00
46590	OTHER STATE EDUCATION FUNDS	326,390	0	891	891	134,033	154,527	20,493	171,863	47.34
46610	CAREER LADDER PROGRAM	159,865	33,965	60,640	26,676	94,226	119,500	25,274	40,365	74.75
46851	STATE REVENUE SHARING - T.V.A.	1,277,167	0	0	0	957,875	891,557	-66,319	385,610	69.81
46980	OTHER STATE GRANTS	555,256	0	97,801	97,801	188,072	329,031	140,960	226,225	59.26
47143	IDEA PART-B HIGH COST FUNDS	3,500	0	0	0	0	0	0	3,500	0.00
47146	ENGLISH LANGUAGE AQU. GRANTS	3,900	0	0	0	0	0	0	3,900	0.00
47640	ROTC REIMBURSEMENT	165,000	6,647	6,282	-364	149,403	116,942	-32,462	48,058	70.87
49800	OPERATING TRANSFERS - INDIRECT	67,500	0	0	0	0	0	0	67,500	0.00

Acct	Account Level Description	2020-21 Revised Budget	2019-20 May	2020-21 May	May Variance	2019-20 FYTD Activit	2020-21 FYTD Activit	FYTD Variance	2020-21 Uncollected Reve	2020-21 FY % Coll
	Grand Revenue Totals	71,088,247	1,562,162	2,519,507	957,349	63,434,238	67,497,040	4,062,799	3,591,208	94.95

Number of Accounts: 39

********** End of report **********

Fnd	T	Acct	Obj	Prj	Loc	Prg	Account Level Description	Amount
A					Asset			
142	A	11130	000	000	00000	000	CASH IN BANK-PAYROLL	0.00
142	A	11130	000	100	00000	000	CASH IN BANK-PAYROLL	2,439.37
142	A	11130	000	440	00000	000	CASH IN BANK-PAYROLL	135.00CR
142	A	11130	---	---	-----	---		2,304.37
142	A	11140	000	000	00000	000	CASH WITH TRUSTEE	0.00
142	A	11140	000	000	00000	142	CASH WITH TRUSTEE	0.00
142	A	11140	000	000	99141	141		0.00
142	A	11140	000	000	99142	142		516,253.83
142	A	11140	000	010	00000	142	CASH WITH TRUSTEE - CON ADMIN	0.00
142	A	11140	000	010	99141	141		4,162.98
142	A	11140	000	010	99142	142		103,469.93
142	A	11140	000	100	00000	000	CASH WITH TRUSTEE	0.00
142	A	11140	000	100	00000	142	CASH WITH TRUSTEE - TITLE I	0.00
142	A	11140	000	100	99141	141		1,180.65CR
142	A	11140	000	100	99142	142		100,017.92CR
142	A	11140	000	101	99142	142		0.00
142	A	11140	000	160	00000	000	TITLE I-D	0.00
142	A	11140	000	160	99142	142		2,000.00CR
142	A	11140	000	171	99142	142		1,326.75CR
142	A	11140	000	172	99142	142		0.00
142	A	11140	000	200	00000	142	CASH WITH TRUSTEE - TITLE II-A	0.00
142	A	11140	000	200	99141	141		3,218.04CR
142	A	11140	000	200	99142	142		14,858.92CR
142	A	11140	000	300	00000	142	CASH WITH TRUSTEE - TITLE III	0.00
142	A	11140	000	440	00000	141	CASH WITH TRUSTEE	0.00
142	A	11140	000	440	99141	141		0.00
142	A	11140	000	440	99142	142		64.11
142	A	11140	000	480	00000	142	CASH WITH TRUSTEE - FTTT DISCR	0.00
142	A	11140	000	580	00000	142	CASH WITH TRUSTEE - FTTT	0.00
142	A	11140	000	720	99142	142		102.27
142	A	11140	000	800	00000	142	CASH WITH TRUSTEE - CARL PERKI	0.00
142	A	11140	000	800	99141	141		25,768.26
142	A	11140	000	800	99142	142		29,986.03CR
142	A	11140	000	801	00000	142	CASH WITH TRUSTEE - CTE RESERV	0.00
142	A	11140	000	801	99142	142		0.00
142	A	11140	000	802	99142	142		0.00
142	A	11140	000	803	99142	142		49,831.98CR
142	A	11140	000	891	00000	142	CASH WITH TRUSTEE - STATE DISC	0.00
142	A	11140	000	891	99142	142		1,413.08CR
142	A	11140	000	892	00000	142	CASH WITH TRUSTEE - DISC PRESC	0.00
142	A	11140	000	892	99142	142		0.00
142	A	11140	000	893	00000	142	CASH WITH TRUSTEE - IDEA DISC	0.00
142	A	11140	000	893	99142	142		0.00
142	A	11140	000	894	00000	142	CASH WITH TRUSTEE - FS GRAY	0.00
142	A	11140	000	894	99142	142		0.00
142	A	11140	000	895	00000	142	CASH WITH TRUSTEE - FS JM	0.00
142	A	11140	000	895	99142	142		0.00
142	A	11140	000	896	00000	142	CASH WITH TRUSTEE - FS SS	0.00
142	A	11140	000	896	99142	142		34.37CR
142	A	11140	000	897	99142	142		0.00
142	A	11140	000	898	99142	142		0.00
142	A	11140	000	899	99141	141		4,783.65
142	A	11140	000	899	99142	142		3,378.46CR
142	A	11140	000	900	00000	000	CASH WITH TRUSTEE-IDEA PART B	0.00

Fnd	T	Acct	Obj	Prj	Loc	Prg	Account Level Description	Amount
A					Asset			
142	A	11140	000	900	00000	142	CASH WITH TRUSTEE-IDEA PART B	0.00
142	A	11140	000	900	99141	141		94,441.43
142	A	11140	000	900	99142	142		93,495.16CR
142	A	11140	000	901	00000	142	EDUCATION HANDICAPPED ACT - I	0.00
142	A	11140	000	902	00000	142	EDUCATION HANDICAPPED ACT - ID	0.00
142	A	11140	000	910	00000	142	CASH WITH TRUSTEE - IDEA PRESC	0.00
142	A	11140	000	910	99141	141		7,490.80
142	A	11140	000	910	99142	142		9,401.09CR
142	A	11140	000	931	99141	141		82,350.00
142	A	11140	000	931	99142	142		82,350.00CR
142	A	11140	000	932	99142	142		0.00
142	A	11140	000	933	99142	142		0.00
142	A	11140	000	934	99142	142		364,912.53CR
142	A	11140	---	---	-----	---		81,482.28
142	A	11400	000	900	00000	142	DUE FROM OTHER FUNDS	0.00
142	A	11400	---	---	-----	---		0.00
142	A	11410	000	000	00000	142		0.00
142	A	11410	---	---	-----	---		0.00
142	A	11430	000	010	00000	142	DUE FROM OTHER GOVERNMENTS	0.00
142	A	11430	000	100	00000	142	DUE FROM OTHER GOVERNMENTS	0.00
142	A	11430	000	101	00000	142	DUE FROM OTHER GOVERNMENTS	0.00
142	A	11430	000	160	00000	142	DUE FROM OTHER GOVERNMENTS	2,000.00
142	A	11430	000	171	00000	142	DUE FROM OTHER GOVERNMENTS	0.00
142	A	11430	000	172	00000	142	ADAPTIVE LEARNING TECH. GRANT	0.00
142	A	11430	000	200	00000	142	DUE FROM OTHER GOVERNMENTS	0.00
142	A	11430	000	300	00000	142	DUE FROM OTHER GOVERNMENTS	0.00
142	A	11430	000	440	00000	142	DUE FROM OTHER GOVERNMENTS	0.00
142	A	11430	000	580	00000	142	DUE FROM OTHER GOVERNMENTS	0.00
142	A	11430	000	720	00000	142	DUE FROM OTHER GOVERNMENTS	0.00
142	A	11430	000	800	00000	142	DUE FROM OTHER GOVERNMENTS	0.00
142	A	11430	000	801	00000	142	DUE FROM OTHER GOVERNMENTS	0.00
142	A	11430	000	802	00000	142	PERKINS-NEW SKILLS FOR YOUTH	0.00
142	A	11430	000	891	00000	142	DUE FROM OTHER GOVERNMENTS	0.00
142	A	11430	000	892	00000	142	DUE FROM OTHER GOVERNMENTS	0.00
142	A	11430	000	893	00000	142	DUE FROM OTHER GOVERNMENTS	0.00
142	A	11430	000	894	00000	142	Focus School Gray	0.00
142	A	11430	000	895	00000	142	Focus School JM	0.00
142	A	11430	000	896	00000	000	DUE FROM OTHER GOVERNMENTS	0.00
142	A	11430	000	896	00000	142	Focus Schools SS	0.00
142	A	11430	000	898	00000	142	DUE FROM OTHER GOVERNMENTS	0.00
142	A	11430	000	900	00000	142	DUE FROM OTHER GOVERNMENTS	0.00
142	A	11430	000	910	00000	142	DUE FROM OTHER GOVERNMENTS	0.00
142	A	11430	---	---	-----	---		2,000.00
142	A	11440	000	000	00000	142	DUE FROM OTHER FUNDS	0.00
142	A	11440	000	010	00000	000	DUE FROM OTHER FUNDS-CON ADMIN	0.00
142	A	11440	000	160	00000	000	TITLE I-D	0.00
142	A	11440	000	440	00000	000	DUE FROM OTHER FUNDS	0.00
142	A	11440	000	800	00000	142	DUE FROM OTHER FUNDS-CTE BASIC	0.00
142	A	11440	000	891	00000	142	DUE FROM OTHER FUNDS-STATE DIS	0.00
142	A	11440	000	892	00000	000	DUE FROM OTHER FUNDS-DISC PREK	0.00
142	A	11440	000	895	00000	000	DUE FROM OTHER FUNDS-FS JMS	0.00

Fnd	T	Acct	Obj	Prj	Loc	Prg	Account Level Description	Amount
A					Asset			
142	A	11440	000	896	00000	000	DUE FROM OTHER FUNDS-FS SS	0.00
142	A	11440	000	900	00000	000	DUE FROM OTHER FUNDS-IDEA B	0.00
142	A	11440	000	900	00000	142		0.00
142	A	11440	000	910	00000	000	DUE FROM OTHER FUNDS	0.00
142	A	11440	---	---	-----	---		0.00
142	A	21100	000	000	00000	142	ACCOUNTS PAYABLE	0.00
142	A	21100	---	---	-----	---		0.00
142	A	21500	000	000	00000	142	DUE TO OTHER FUNDS	0.00
142	A	21500	---	---	-----	---		0.00
142	A	-----	---	---	-----	---		85,786.65
L					Liability			
142	L	21100	000	010	00000	000	ACCOUNTS PAYABLE	0.00
142	L	21100	000	100	00000	000	ACCOUNTS PAYABLE	0.00
142	L	21100	000	101	00000	000		0.00
142	L	21100	000	160	00000	000	TITLE I-D	0.00
142	L	21100	000	171	00000	000		0.00
142	L	21100	000	172	00000	000		0.00
142	L	21100	000	200	00000	000	ACCOUNTS PAYABLE	0.00
142	L	21100	000	440	00000	000	ACCOUNTS PAYABLE	0.00
142	L	21100	000	720	00000	000		0.00
142	L	21100	000	800	00000	000	ACCOUNTS PAYABLE	0.00
142	L	21100	000	801	00000	000	ACCOUNTS PAYABLE	0.00
142	L	21100	000	802	00000	000		0.00
142	L	21100	000	803	00000	000		0.00
142	L	21100	000	891	00000	000	ACCOUNTS PAYABLE	0.00
142	L	21100	000	892	00000	000	ACCOUNTS PAYABLE	0.00
142	L	21100	000	893	00000	000	ACCOUNTS PAYABLE	0.00
142	L	21100	000	894	00000	000	ACCOUNTS PAYABLE	0.00
142	L	21100	000	895	00000	000	ACCOUNTS PAYABLE	0.00
142	L	21100	000	896	00000	000	ACCOUNTS PAYABLE	0.00
142	L	21100	000	897	00000	000		0.00
142	L	21100	000	898	00000	000		0.00
142	L	21100	000	899	00000	000		0.00
142	L	21100	000	900	00000	000	ACCOUNTS PAYABLE	0.00
142	L	21100	000	910	00000	000	ACCOUNTS PAYABLE	0.00
142	L	21100	000	931	00000	000		0.00
142	L	21100	000	932	00000	000		0.00
142	L	21100	000	933	00000	000		0.00
142	L	21100	000	934	00000	000		0.00
142	L	21100	---	---	-----	---		0.00
142	L	21310	000	000	00000	000		0.00
142	L	21310	000	010	00000	000	INCOME TAX WITHHELD AND UNPAID	0.00
142	L	21310	000	100	00000	000	INCOME TAX WITHHELD AND UNPAID	170.43CR
142	L	21310	000	160	00000	000	TITLE I-D	0.00
142	L	21310	000	200	00000	000	INCOME TAX WITHHELD AND UNPAID	0.00
142	L	21310	000	440	00000	000	INCOME TAX WITHHELD AND UNPAID	0.00

Fnd	T	Acct	Obj	Prj	Loc	Prg	Account Level Description	Amount
L					Liability			
142	L	21310	000	580	00000	000	INCOME TAX WITHHELD AND UNPAID	0.00
142	L	21310	000	720	00000	000		0.00
142	L	21310	000	800	00000	000	INCOME TAX WITHHELD AND UNPAID	0.00
142	L	21310	000	891	00000	000	INCOME TAX WITHHELD AND UNPAID	0.00
142	L	21310	000	892	00000	000	INCOME TAX WITHHELD AND UNPAID	0.00
142	L	21310	000	894	00000	000	INCOME TAX WITHHELD AND UNPAID	0.00
142	L	21310	000	895	00000	000	INCOME TAX WITHHELD AND UNPAID	0.00
142	L	21310	000	896	00000	000	INCOME TAX WITHHELD AND UNPAID	0.00
142	L	21310	000	900	00000	000	INCOME TAX WITHHELD AND UNPAID	0.00
142	L	21310	000	910	00000	000	INCOME TAX WITHHELD AND UNPAID	0.00
142	L	21310	000	931	00000	000		0.00
142	L	21310	000	934	00000	000		0.00
142	L	21310	---	---	-----	---		170.43CR
142	L	21320	000	000	00000	000		0.00
142	L	21320	000	010	00000	000	SOCIAL SECURITY TAX	0.00
142	L	21320	000	100	00000	000	SOCIAL SECURITY TAX	181.42CR
142	L	21320	000	160	00000	000	TITLE I-D	0.00
142	L	21320	000	200	00000	000	SOCIAL SECURITY TAX	0.00
142	L	21320	000	440	00000	000	SOCIAL SECURITY TAX	0.00
142	L	21320	000	580	00000	000	SOCIAL SECURITY TAX	0.00
142	L	21320	000	720	00000	000		23.84
142	L	21320	000	800	00000	000	SOCIAL SECURITY TAX	0.00
142	L	21320	000	891	00000	000	SOCIAL SECURITY TAX	0.00
142	L	21320	000	894	00000	000	SOCIAL SECURITY TAX	0.00
142	L	21320	000	895	00000	000	SOCIAL SECURITY TAX	0.00
142	L	21320	000	896	00000	000	SOCIAL SECURITY TAX	0.00
142	L	21320	000	900	00000	000	SOCIAL SECURITY TAX	0.00
142	L	21320	000	910	00000	000	SOCIAL SECURITY TAX	0.00
142	L	21320	000	931	00000	000		0.00
142	L	21320	000	934	00000	000		0.00
142	L	21320	---	---	-----	---		157.58CR
142	L	21325	000	000	00000	000		0.00
142	L	21325	000	010	00000	000	EMPLOYEE MEDICARE DEDUCTION	0.00
142	L	21325	000	100	00000	000	EMPLOYEE MEDICARE DEDUCTION	42.42CR
142	L	21325	000	160	00000	000	TITLE I-D	0.00
142	L	21325	000	200	00000	000	EMPLOYEE MEDICARE DEDUCTION	0.00
142	L	21325	000	440	00000	000	EMPLOYEE MEDICARE DEDUCTION	0.00
142	L	21325	000	580	00000	000	EMPLOYEE MEDICARE DEDUCTION	0.00
142	L	21325	000	720	00000	000		5.56
142	L	21325	000	800	00000	000	EMPLOYEE MEDICARE DEDUCTION	0.00
142	L	21325	000	891	00000	000	EMPLOYEE MEDICARE DEDUCTION	0.00
142	L	21325	000	892	00000	000	EMPLOYEE MEDICARE DEDUCTION	0.00
142	L	21325	000	894	00000	000	EMPLOYEE MEDICARE DEDUCTION	0.00
142	L	21325	000	895	00000	000	EMPLOYEE MEDICARE DEDUCTION	0.00
142	L	21325	000	896	00000	000	EMPLOYEE MEDICARE DEDUCTION	0.00
142	L	21325	000	900	00000	000	EMPLOYEE MEDICARE DEDUCTION	0.00
142	L	21325	000	910	00000	000	EMPLOYEE MEDICARE DEDUCTION	0.00
142	L	21325	000	931	00000	000		0.00
142	L	21325	000	934	00000	000		0.00
142	L	21325	---	---	-----	---		36.86CR
142	L	21330	000	000	00000	000		0.00
142	L	21330	000	010	00000	000	RETIREMENT CONTRIBUTIONS	2,152.94CR

Fnd	T	Acct	Obj	Prj	Loc	Prg	Account Level Description	Amount
L					Liability			
142	L	21330	000	100	00000	000	RETIREMENT CONTRIBUTIONS	0.00
142	L	21330	000	160	00000	000	TITLE I-D	0.00
142	L	21330	000	200	00000	000	RETIREMENT CONTRIBUTIONS	0.00
142	L	21330	000	440	00000	000	RETIREMENT CONTRIBUTIONS	0.00
142	L	21330	000	580	00000	000	RETIREMENT CONTRIBUTIONS	0.00
142	L	21330	000	720	00000	000		0.00
142	L	21330	000	800	00000	000	RETIREMENT CONTRIBUTIONS	0.00
142	L	21330	000	891	00000	000	RETIREMENT CONTRIBUTIONS	0.00
142	L	21330	000	892	00000	000		0.00
142	L	21330	000	894	00000	000		0.00
142	L	21330	000	895	00000	000	RETIREMENT CONTRIBUTIONS	0.00
142	L	21330	000	896	00000	000		0.00
142	L	21330	000	900	00000	000	RETIREMENT CONTRIBUTIONS	19.58
142	L	21330	000	910	00000	000	RETIREMENT CONTRIBUTIONS	0.00
142	L	21330	000	931	00000	000		0.00
142	L	21330	000	934	00000	000		0.00
142	L	21330	---	---	-----	---		2,133.36CR
142	L	21339	000	000	00000	000		0.00
142	L	21339	000	010	00000	000	STATE DENTAL PLAN	0.00
142	L	21339	000	100	00000	000	STATE DENTAL PLAN	0.00
142	L	21339	000	160	00000	000	STATE DENTAL PLAN	0.00
142	L	21339	000	200	00000	000	STATE DENTAL PLAN	0.00
142	L	21339	000	440	00000	000	STATE DENTAL PLAN	0.00
142	L	21339	000	580	00000	000	STATE DENTAL PLAN	0.00
142	L	21339	000	800	00000	000	STATE DENTAL PLAN	0.00
142	L	21339	000	891	00000	000	STATE DENTAL PLAN	0.00
142	L	21339	000	892	00000	000	STATE DENTAL PLAN	0.00
142	L	21339	000	900	00000	000	STATE DENTAL PLAN	0.00
142	L	21339	000	910	00000	000		0.00
142	L	21339	---	---	-----	---		0.00
142	L	21340	000	000	00000	000		0.00
142	L	21340	000	010	00000	000	INSURANCE CONTRIBUTIONS	279.00CR
142	L	21340	000	100	00000	000	INSURANCE CONTRIBUTIONS	0.00
142	L	21340	000	160	00000	000	INSURANCE CONTRIBUTIONS	0.00
142	L	21340	000	200	00000	000	INSURANCE CONTRIBUTIONS	0.00
142	L	21340	000	440	00000	000	INSURANCE CONTRIBUTIONS	0.00
142	L	21340	000	580	00000	000	INSURANCE CONTRIBUTIONS	0.00
142	L	21340	000	800	00000	000	INSURANCE CONTRIBUTIONS	0.00
142	L	21340	000	891	00000	000	INSURANCE CONTRIBUTIONS	0.00
142	L	21340	000	892	00000	000	MEDICAL INSURANCE PAYABLE	0.00
142	L	21340	000	900	00000	000	INSURANCE CONTRIBUTIONS	1,350.00
142	L	21340	000	910	00000	000	INSURANCE CONTRIBUTIONS	0.00
142	L	21340	---	---	-----	---		1,071.00
142	L	21342	000	100	00000	000	HARTFORD ROTH	0.00
142	L	21342	000	160	00000	000	HARTFORD ROTH	0.00
142	L	21342	000	200	00000	000	HARTFORD ROTH	0.00
142	L	21342	000	440	00000	000	HARTFORD ROTH	0.00
142	L	21342	000	900	00000	000	HARTFORD ROTH	0.00
142	L	21342	000	910	00000	000		0.00
142	L	21342	---	---	-----	---		0.00
142	L	21343	000	000	00000	000		0.00

Fnd	T	Acct	Obj	Prj	Loc	Prg	Account Level Description	Amount
L					Liability			
142	L	21343	000	010	00000	000	AMERICAN FAMILY LIFE	0.00
142	L	21343	000	100	00000	000	AMERICAN FAMILY LIFE	0.00
142	L	21343	000	160	00000	000	AMERICAN FAMILY LIFE	0.00
142	L	21343	000	200	00000	000	AMERICAN FAMILY LIFE	0.00
142	L	21343	000	440	00000	000	AMERICAN FAMILY LIFE	0.00
142	L	21343	000	800	00000	000	AMERICAN FAMILY LIFE	0.00
142	L	21343	000	900	00000	000	AMERICAN FAMILY LIFE	0.00
142	L	21343	000	910	00000	000	AMERICAN FAMILY LIFE	0.00
142	L	21343	---	---	-----	---		0.00
142	L	21344	000	100	00000	000	HORACE MANN LIFE INS	0.00
142	L	21344	000	160	00000	000	TITLE I-D	0.00
142	L	21344	000	900	00000	000	HORACE MANN LIFE INS	0.00
142	L	21344	---	---	-----	---		0.00
142	L	21346	000	000	00000	000		0.00
142	L	21346	000	010	00000	000	WASHINGTON NATIONAL INS	0.00
142	L	21346	000	160	00000	000	TITLE I-D	0.00
142	L	21346	000	900	00000	000	WASHINGTON NATIONAL INS	0.00
142	L	21346	000	910	00000	000	WASHINGTON NATIONAL INS	0.00
142	L	21346	---	---	-----	---		0.00
142	L	21347	000	000	00000	000		0.00
142	L	21347	000	100	00000	000	LIBERTY NATIONAL	0.00
142	L	21347	000	440	00000	000	LIBERTY NATIONAL	0.00
142	L	21347	000	800	00000	000	DEARBORN NATIONAL LIFE INSURAN	0.00
142	L	21347	000	900	00000	000	LIBERTY NATIONAL	0.00
142	L	21347	000	910	00000	000	LIBERTY NATIONAL	0.00
142	L	21347	---	---	-----	---		0.00
142	L	21348	000	000	00000	000		0.00
142	L	21348	000	010	00000	000	MEDICAL INSURANCE	105.00CR
142	L	21348	000	100	00000	000	MEDICAL INSURANCE	0.00
142	L	21348	000	160	00000	000	MEDICAL INSURANCE	0.00
142	L	21348	000	200	00000	000	EMPLOYEE INSURANCE DEDUCTIONS	0.00
142	L	21348	000	440	00000	000	MEDICAL INSURANCE	0.00
142	L	21348	000	580	00000	000	MEDICAL INSURANCE	0.00
142	L	21348	000	800	00000	000	MEDICAL INSURANCE	0.00
142	L	21348	000	891	00000	000	EMPLOYEE INSURANCE DEDUCTIONS	0.00
142	L	21348	000	900	00000	000	MEDICAL INSURANCE	500.00
142	L	21348	000	910	00000	000	MEDICAL INSURANCE	0.00
142	L	21348	---	---	-----	---		395.00
142	L	21349	000	010	00000	000		0.00
142	L	21349	000	100	00000	000	UNITED WAY	0.00
142	L	21349	000	200	00000	000		0.00
142	L	21349	000	440	00000	000		0.00
142	L	21349	000	900	00000	000	UNITED WAY	0.00
142	L	21349	---	---	-----	---		0.00
142	L	21351	000	010	00000	000	HORACE MANN ANNUNITY	0.00
142	L	21351	000	100	00000	000	HORACE MANN ANNUNITY	0.00
142	L	21351	000	160	00000	000	HORACE MANN ANNUNITY	0.00
142	L	21351	000	200	00000	000	HORACE MANN ANNUNITY	0.00
142	L	21351	000	440	00000	000	HORRACE MANN ANNUITY	0.00

Fnd	T	Acct	Obj	Prj	Loc	Prg	Account Level Description	Amount
L					Liability			
142	L	21351	000	580	00000	000	HORACE MANN ANNUNITY	0.00
142	L	21351	---	---	-----	---		0.00
142	L	21353	000	000	00000	000		0.00
142	L	21353	000	010	00000	000	DAVIS VISION	27.93CR
142	L	21353	000	100	00000	000	DAVIS VISION	0.00
142	L	21353	000	160	00000	000	DAVIS VISION	0.00
142	L	21353	000	200	00000	000	DAVIS VISION	0.00
142	L	21353	000	440	00000	000	DAVIS VISION	0.00
142	L	21353	000	580	00000	000	DAVIS VISION	0.00
142	L	21353	000	800	00000	000	DAVIS VISION	0.00
142	L	21353	000	900	00000	000	DAVIS VISION	0.00
142	L	21353	---	---	-----	---		27.93CR
142	L	21354	000	000	00000	000	ONE AMERICA	0.00
142	L	21354	000	100	00000	000	ONE AMERICA	190.14CR
142	L	21354	000	160	00000	000	ONE AMERICA	0.00
142	L	21354	000	200	00000	000	ONE AMERICA	0.00
142	L	21354	000	440	00000	000	ONE AMERICA	0.00
142	L	21354	000	580	00000	000	ONE AMERICA	0.00
142	L	21354	000	800	00000	000	ONE AMERICA	0.00
142	L	21354	000	891	00000	000	ONE AMERICA	0.00
142	L	21354	000	900	00000	000	ONE AMERICA	350.94CR
142	L	21354	000	910	00000	000	ONE AMERICA	24.30CR
142	L	21354	---	---	-----	---		565.38CR
142	L	21356	000	100	00000	000	TRUSTMARK	0.00
142	L	21356	000	160	00000	000	TRUSTMARK	0.00
142	L	21356	000	200	00000	000	TRUSTMARK	0.00
142	L	21356	000	900	00000	000	TRUSTMARK	0.00
142	L	21356	---	---	-----	---		0.00
142	L	21357	000	100	00000	000	MODERN WOODMEN INS PAYABL	0.00
142	L	21357	---	---	-----	---		0.00
142	L	21359	000	000	00000	000	HYBRID PRETAXED CONTRIBUTION	0.00
142	L	21359	000	100	00000	000	HYBRID PRETAXED CONTRIBUTION	0.00
142	L	21359	000	200	00000	000	HYBRID PRETAXED CONTRIBUTION	0.00
142	L	21359	000	440	00000	000	HYBRID PRETAXED CONTRIBUTION	0.00
142	L	21359	000	720	00000	000		0.00
142	L	21359	000	891	00000	000	HYBRID PRETAXED CONTRIBUTION	0.00
142	L	21359	000	900	00000	000	HYBRID PRETAXED CONTRIBUTION	0.00
142	L	21359	000	934	00000	000		0.00
142	L	21359	---	---	-----	---		0.00
142	L	21360	000	100	00000	000	GARNISHMENTS AND LEVIES	0.00
142	L	21360	000	900	00000	000	GARNISHMENTS AND LEVIES	0.00
142	L	21360	---	---	-----	---		0.00
142	L	21362	000	000	00000	000		0.00
142	L	21362	000	100	00000	000	USABLE LIFE INS	0.00
142	L	21362	000	200	00000	000	USABLE LIFE INS	0.00
142	L	21362	000	580	00000	000	USABLE LIFE INS	0.00
142	L	21362	000	800	00000	000	USAble Life	0.00
142	L	21362	000	900	00000	000	USABLE LIFE INS	0.00

Fnd	T	Acct	Obj	Prj	Loc	Prg	Account Level Description	Amount
L					Liability			
142	L	21362	000	910	00000	000	USABLE LIFE INS	0.00
142	L	21362	201	000	00000	000		0.00
142	L	21362	201	100	00000	000	SOCIAL SECURITY	0.00
142	L	21362	201	200	00000	000	SOCIAL SECURITY	0.00
142	L	21362	201	900	00000	000	SOCIAL SECURITY	0.00
142	L	21362	201	910	00000	000	SOCIAL SECURITY	0.00
142	L	21362	204	000	00000	000		0.00
142	L	21362	204	100	00000	000	STATE RETIREMENT	0.00
142	L	21362	204	200	00000	000	STATE RETIREMENT	0.00
142	L	21362	204	900	00000	000	STATE RETIREMENT	0.00
142	L	21362	204	910	00000	000	STATE RETIREMENT	0.00
142	L	21362	207	000	00000	000		0.00
142	L	21362	207	100	00000	000	MEDICAL INSURANCE	0.00
142	L	21362	207	160	00000	000	MEDICAL INSURANCE	0.00
142	L	21362	207	200	00000	000	MEDICAL INSURANCE	0.00
142	L	21362	207	900	00000	000	MEDICAL INSURANCE	0.00
142	L	21362	207	910	00000	000	MEDICAL INSURANCE	0.00
142	L	21362	212	000	00000	000		0.00
142	L	21362	212	100	00000	000	MEDICARE	0.00
142	L	21362	212	200	00000	000	MEDICARE	0.00
142	L	21362	212	900	00000	000	MEDICARE	0.00
142	L	21362	212	910	00000	000	MEDICARE	0.00
142	L	21362	---	---	-----	---		0.00
142	L	21365	000	010	00000	000		0.00
142	L	21365	000	100	00000	000	WAGEWORKS	0.00
142	L	21365	000	200	00000	000	WAGEWORKS	0.00
142	L	21365	000	580	00000	000	WAGEWORKS	0.00
142	L	21365	000	900	00000	000	WAGEWORKS	0.00
142	L	21365	---	---	-----	---		0.00
142	L	21366	000	100	00000	000		0.00
142	L	21366	000	200	00000	000		0.00
142	L	21366	000	900	00000	000	LSW/VALUE TEACH	0.00
142	L	21366	---	---	-----	---		0.00
142	L	21370	000	010	00000	000	AIG RETIREMENT (VALIC)	0.00
142	L	21370	000	100	00000	000	AIG RETIREMENT (VALIC)	0.00
142	L	21370	000	200	00000	000	AIG RETIREMENT (VALIC)	0.00
142	L	21370	000	440	00000	000	AIG RETIREMENT (VALIC)	0.00
142	L	21370	---	---	-----	---		0.00
142	L	21380	000	010	00000	000	CREDIT UNION DEDUCTION	0.00
142	L	21380	000	100	00000	000	CREDIT UNION DEDUCTION	0.00
142	L	21380	000	580	00000	000	CREDIT UNION DEDUCTION	0.00
142	L	21380	---	---	-----	---		0.00
142	L	21390	000	010	00000	000	NEA TEA WCEA DUES	0.00
142	L	21390	000	100	00000	000	NEA TEA WCEA DUES	0.00
142	L	21390	000	200	00000	000	NEA TEA WCEA DUES	0.00
142	L	21390	000	580	00000	000	NEA TEA WCEA DUES	0.00
142	L	21390	000	900	00000	000	NEA TEA WCEA DUES	0.00
142	L	21390	---	---	-----	---		0.00
142	L	21392	000	900	00000	000		0.00

Fnd T Acct Obj Prj Loc Prg	Account Level Description	Amount
L Liability		
142 L 21392 --- --- ----- ---		0.00
142 L 21500 000 000 00000 000		630.00CR
142 L 21500 000 010 00000 000	DUE TO OTHER FUNDS	71.25
142 L 21500 000 100 00000 000	DUE TO OTHER FUNDS	5,816.20CR
142 L 21500 000 160 00000 000	DUE TO OTHER FUNDS	0.00
142 L 21500 000 200 00000 000	DUE TO OTHER FUNDS	441.64CR
142 L 21500 000 300 00000 000	DUE TO OTHER FUNDS	0.00
142 L 21500 000 440 00000 000	DUE TO OTHER FUNDS	354.14CR
142 L 21500 000 800 00000 000	DUE TO OTHER FUNDS	580.23CR
142 L 21500 000 891 00000 000	DUE TO OTHER FUNDS	7.89
142 L 21500 000 892 00000 000	DUE TO OTHER FUNDS	0.00
142 L 21500 000 894 00000 000	DUE TO OTHER FUNDS	0.00
142 L 21500 000 896 00000 000	Due To Other Funds	34.37
142 L 21500 000 900 00000 000	DUE TO OTHER FUNDS	7,913.77CR
142 L 21500 000 910 00000 000	DUE TO OTHER FUNDS	10.13CR
142 L 21500 --- --- ----- ---		15,632.60CR
142 L 21530 000 000 00000 000	DUE TO STATE OF TENNESSEE	0.00
142 L 21530 000 010 00000 000	DUE TO STATE OF TENNESSEE	0.00
142 L 21530 000 200 00000 000	DUE TO STATE OF TENNESSEE	4,500.09CR
142 L 21530 000 800 00000 000	DUE TO STATE OF TN	0.00
142 L 21530 000 892 00000 000	Due to State of Tennessee	0.00
142 L 21530 000 900 00000 000	DUE TO STATE OF TENNESSEE	0.00
142 L 21530 --- --- ----- ---		4,500.09CR
142 L 21535 000 100 00000 000	DAVIS VISION	0.00
142 L 21535 --- --- ----- ---		0.00
142 L 21900 000 000 00000 000		0.00
142 L 21900 000 010 00000 000	OTHER CURRENT LIABILITIES	0.00
142 L 21900 000 100 00000 000	OTHER CURRENT LIABILITIES	0.00
142 L 21900 000 160 00000 000	OTHER CURRENT LIABILITIES	0.00
142 L 21900 000 200 00000 000	OTHER CURRENT LIABILITIES	0.00
142 L 21900 000 440 00000 000	OTHER CURRENT LIABIILITIES	0.00
142 L 21900 000 720 00000 000		0.00
142 L 21900 000 800 00000 000	OTHER CURRENT LIABILITIES	0.00
142 L 21900 000 891 00000 000	OTHER CURRENT LIABILITIES	0.00
142 L 21900 000 894 00000 000	OTHER CURRENT LIABILITIES	0.00
142 L 21900 000 895 00000 000	OTHER CURRENT LIABILITIES	0.00
142 L 21900 000 896 00000 000	OTHER CURRENT LIABILITIES	0.00
142 L 21900 000 900 00000 000	OTHER CURRENT LIABILITIES	0.00
142 L 21900 000 910 00000 000	OTHER CURRENT LIABILITIES	0.00
142 L 21900 000 931 00000 000		0.00
142 L 21900 000 934 00000 000		0.00
142 L 21900 --- --- ----- ---		0.00
142 L ----- --- --- ----- ---		21,758.23CR

Fnd	T	Acct	Obj	Prj	Loc	Prg	Account Level Description	Amount
Q					Equity			
142	Q	34100	000	800	00000	000	PO PAYABLE	0.00
142	Q	34100	---	---	-----	---		0.00
142	Q	34110	000	000	00000	000	PURCHASE ORDER PAYABLE	0.00
142	Q	34110	000	100	00000	000	PURCHASE ORDER PAYABLE	0.00
142	Q	34110	000	160	00000	000	PURCHASE ORDER PAYABLE	0.00
142	Q	34110	000	200	00000	000	PURCHASE ORDER PAYABLE	0.00
142	Q	34110	000	440	00000	000	PURCHASE ORDER PAYABLE	0.00
142	Q	34110	000	800	00000	000	PURCHASE ORDER PAYABLE	0.00
142	Q	34110	000	891	00000	000	PURCHASE ORDER PAYABLE	0.00
142	Q	34110	000	892	00000	000	PURCHASE ORDER PAYABLE	0.00
142	Q	34110	000	893	00000	000	PURCHASE ORDER PAYABLE	0.00
142	Q	34110	---	---	-----	---		0.00
142	Q	34111	000	000	00000	000		0.00
142	Q	34111	---	---	-----	---		0.00
142	Q	34120	000	000	00000	000		0.00
142	Q	34120	---	---	-----	---		0.00
142	Q	39000	000	000	00000	000		515,623.83CR
142	Q	39000	000	010	00000	000	REV EXP SUMMARY FLOW THROUGH	105,139.29CR
142	Q	39000	000	100	00000	000	REV EXP SUMMARY FLOW THROUGH	109,656.21
142	Q	39000	000	101	00000	000		0.00
142	Q	39000	000	160	00000	000	REV EXP SUMMARY FLOW THROUGH	0.00
142	Q	39000	000	171	00000	000		1,326.75
142	Q	39000	000	172	00000	000		0.00
142	Q	39000	000	200	00000	000	REV EXP SUMMARY FLOW THROUGH	18,522.29
142	Q	39000	000	440	00000	000	REV EXP SUMMARY FLOW THROUGH	425.03
142	Q	39000	000	720	00000	000		0.00
142	Q	39000	000	800	00000	000	REV EXP SUMMARY FLOW THROUGH	4,798.00
142	Q	39000	000	801	00000	000	REV EXP SUMMARY FLOW THROUGH	0.00
142	Q	39000	000	802	00000	000		0.00
142	Q	39000	000	803	00000	000		49,831.98
142	Q	39000	000	891	00000	000	REV EXP SUMMARY FLOW THROUGH	0.00
142	Q	39000	000	892	00000	000	REV EXP SUMMARY FLOW THROUGH	0.00
142	Q	39000	000	893	00000	000	REV EXP SUMMARY FLOW THROUGH	0.00
142	Q	39000	000	894	00000	000	REV EXP SUMMARY FLOW THROUGH	0.00
142	Q	39000	000	895	00000	000	REV EXP SUMMARY FLOW THROUGH	0.00
142	Q	39000	000	896	00000	000	REV EXP SUMMARY FLOW THROUGH	0.00
142	Q	39000	000	897	00000	000		0.00
142	Q	39000	000	898	00000	000		0.00
142	Q	39000	000	899	00000	000		0.00
142	Q	39000	000	900	00000	000	REV EXP SUMMARY FLOW THROUGH	7,261.91
142	Q	39000	000	910	00000	000	REV EXP SUMMARY FLOW THROUGH	0.00
142	Q	39000	000	931	00000	000		0.00
142	Q	39000	000	932	00000	000		0.00
142	Q	39000	000	933	00000	000		0.00
142	Q	39000	000	934	00000	000		364,912.53
142	Q	39000	---	---	-----	---		64,028.42CR
142	Q	-----	---	---	-----	---		64,028.42CR

Fnd T Acct Obj Prj Loc Prg	Account Level Description	Amount
Grand Asset Totals		85,786.65
Grand Liability Totals		21,758.23CR
Grand Equity Totals		64,028.42CR
Grand Totals		0.00

Number of Accounts: 441

********** End of report **********

Fnd T Acct Obj Prj Loc Prg	Account Level Description	2020-21 Budget	May 2020-21 Monthly Activity	2020-21 FYTD Activity	Encumbered Amount	Unexpended Balance - YTD Act	2020-21 FYTD %
000 UNDEFINED							
142 E 71100 116 000 00000 000	TEACHERS	0.00	0.00	0.00	0.00	0.00	0.00
142 E 71100 163 000 00000 000	EDUCATIONAL ASSISTANTS	0.00	0.00	0.00	0.00	0.00	0.00
142 E 71100 189 000 00000 000	OTHER SALARIES & WAGES	0.00	0.00	0.00	0.00	0.00	0.00
142 E 71100 195 000 00000 000	CERTIFIED SUBSTITUTE TEACHERS	0.00	0.00	0.00	0.00	0.00	0.00
142 E 71100 201 000 00000 000	SOCIAL SECURITY	0.00	0.00	0.00	0.00	0.00	0.00
142 E 71100 204 000 00000 000	STATE RETIREMENT	0.00	0.00	0.00	0.00	0.00	0.00
142 E 71100 207 000 00000 000	MEDICAL INSURANCE	0.00	0.00	0.00	0.00	0.00	0.00
142 E 71100 212 000 00000 000	EMPLOYER MEDICARE	0.00	0.00	0.00	0.00	0.00	0.00
142 E 71100 311 000 00000 000	CONTRACTS WITH OTHER SCHOOL SY	0.00	0.00	0.00	0.00	0.00	0.00
142 E 71100 336 000 00000 000	MAINTENANCE AND REPAIR SERVICE	0.00	0.00	0.00	0.00	0.00	0.00
142 E 71100 429 000 00000 000	INSTRUCTIONAL SUPPLIES & MATER	0.00	0.00	0.00	0.00	0.00	0.00
142 E 71100 499 000 00000 000	OTHER SUPPLIES AND MATERIALS	0.00	0.00	0.00	0.00	0.00	0.00
142 E 71200 116 000 00000 000	TEACHERS	0.00	0.00	0.00	0.00	0.00	0.00
142 E 71200 163 000 00000 000	EDUCATIONAL ASSISTANTS	0.00	0.00	652.80	0.00	-652.80	0.00
142 E 71200 171 000 00000 000	SPEECH PATHOLOGIST	0.00	0.00	0.00	0.00	0.00	0.00
142 E 71200 195 000 00000 000	CERTIFIED SUBSTITUTE TEACHERS	0.00	0.00	0.00	0.00	0.00	0.00
142 E 71200 201 000 00000 000	SOCIAL SECURITY	0.00	0.00	40.47	0.00	-40.47	0.00
142 E 71200 204 000 00000 000	STATE RETIREMENT	0.00	0.00	0.00	0.00	0.00	0.00
142 E 71200 207 000 00000 000	MEDICAL INSURANCE	0.00	0.00	0.00	0.00	0.00	0.00
142 E 71200 212 000 00000 000	EMPLOYER MEDICARE	0.00	0.00	9.47	0.00	-9.47	0.00
142 E 71200 429 000 00000 000	INSTRUCTIONAL SUPPLIES & MATER	0.00	0.00	0.00	0.00	0.00	0.00
142 E 71200 725 000 00000 000	SPECIAL EDUCATION EQUIPMENT	0.00	0.00	0.00	0.00	0.00	0.00
142 E 71300 116 000 00000 000	TEACHERS	0.00	0.00	0.00	0.00	0.00	0.00
142 E 71300 201 000 00000 000	SOCIAL SECURITY	0.00	0.00	0.00	0.00	0.00	0.00
142 E 71300 204 000 00000 000	STATE RETIREMENT	0.00	0.00	0.00	0.00	0.00	0.00
142 E 71300 207 000 00000 000	MEDICAL INSURANCE	0.00	0.00	0.00	0.00	0.00	0.00
142 E 71300 212 000 00000 000	EMPLOYER MEDICARE	0.00	0.00	0.00	0.00	0.00	0.00
142 E 71300 429 000 00000 000	INSTRUCTIONAL SUPPLIES & MATER	0.00	0.00	0.00	0.00	0.00	0.00
142 E 71300 499 000 00000 000	OTHER SUPPLIES AND MATERIALS	0.00	0.00	0.00	0.00	0.00	0.00
142 E 71300 599 000 00000 000	OTHER CHARGES	0.00	0.00	0.00	0.00	0.00	0.00
142 E 71300 730 000 00000 000	VOCATIONAL INSTRUCTION EQUIPME	0.00	0.00	0.00	0.00	0.00	0.00
142 E 72130 189 000 00000 000	OTHER SALARIES & WAGES	0.00	0.00	0.00	0.00	0.00	0.00
142 E 72130 201 000 00000 000	SOCIAL SECURITY	0.00	0.00	0.00	0.00	0.00	0.00
142 E 72130 204 000 00000 000	STATE RETIREMENT	0.00	0.00	0.00	0.00	0.00	0.00
142 E 72130 207 000 00000 000	MEDICAL INSURANCE	0.00	0.00	0.00	0.00	0.00	0.00
142 E 72130 212 000 00000 000	EMPLOYER MEDICARE	0.00	0.00	0.00	0.00	0.00	0.00
142 E 72130 355 000 00000 000	TRAVEL	0.00	0.00	0.00	0.00	0.00	0.00
142 E 72130 399 000 00000 000	OTHER CONTRACTED SERVICES	0.00	0.00	0.00	0.00	0.00	0.00

Fnd T Acct Obj Prj Loc Prg	Account Level Description	2020-21 Budget	May 2020-21 Monthly Activity	2020-21 FYTD Activity	Encumbered Amount	Unexpended Balance - YTD Act	2020-21 FYTD %
000 UNDEFINED							
142 E 72130 499 000 00000 000	OTHER SUPPLIES AND MATERIALS	0.00	0.00	0.00	0.00	0.00	0.00
142 E 72130 524 000 00000 000	IN SERVICE / STAFF DEVELOPMENT	0.00	0.00	0.00	0.00	0.00	0.00
142 E 72130 599 000 00000 000	OTHER CHARGES	0.00	0.00	0.00	0.00	0.00	0.00
142 E 72210 105 000 00000 000	SUPERVISOR/DIRECTOR	0.00	0.00	0.00	0.00	0.00	0.00
142 E 72210 161 000 00000 000	SECRETARY(S)	0.00	0.00	0.00	0.00	0.00	0.00
142 E 72210 189 000 00000 000	OTHER SALARIES & WAGES	0.00	0.00	0.00	0.00	0.00	0.00
142 E 72210 195 000 00000 000	CERTIFIED SUBSTITUTE TEACHERS	0.00	0.00	0.00	0.00	0.00	0.00
142 E 72210 201 000 00000 000	SOCIAL SECURITY	0.00	0.00	0.00	0.00	0.00	0.00
142 E 72210 204 000 00000 000	STATE RETIREMENT	0.00	0.00	0.00	0.00	0.00	0.00
142 E 72210 207 000 00000 000	MEDICAL INSURANCE	0.00	0.00	0.00	0.00	0.00	0.00
142 E 72210 212 000 00000 000	EMPLOYER MEDICARE	0.00	0.00	0.00	0.00	0.00	0.00
142 E 72210 336 000 00000 000	MAINTENANCE AND REPAIR SERVICE	0.00	0.00	0.00	0.00	0.00	0.00
142 E 72210 355 000 00000 000	TRAVEL	0.00	0.00	0.00	0.00	0.00	0.00
142 E 72210 499 000 00000 000	OTHER SUPPLIES AND MATERIALS	0.00	0.00	0.00	0.00	0.00	0.00
142 E 72210 524 000 00000 000	IN SERVICE / STAFF DEVELOPMENT	0.00	0.00	0.00	0.00	0.00	0.00
142 E 72210 599 000 00000 000	OTHER CHARGES	0.00	0.00	0.00	0.00	0.00	0.00
142 E 72220 189 000 00000 000	OTHER SALARIES & WAGES	0.00	0.00	0.00	0.00	0.00	0.00
142 E 72220 201 000 00000 000	SOCIAL SECURITY	0.00	0.00	0.00	0.00	0.00	0.00
142 E 72220 204 000 00000 000	STATE RETIREMENT	0.00	0.00	0.00	0.00	0.00	0.00
142 E 72220 207 000 00000 000	MEDICAL INSURANCE	0.00	0.00	0.00	0.00	0.00	0.00
142 E 72220 212 000 00000 000	EMPLOYER MEDICARE	0.00	0.00	0.00	0.00	0.00	0.00
142 E 72220 355 000 00000 000	TRAVEL	0.00	0.00	0.00	0.00	0.00	0.00
142 E 72220 399 000 00000 000	OTHER CONTRACTED SERVICES	0.00	0.00	0.00	0.00	0.00	0.00
142 E 72220 499 000 00000 000	OTHER SUPPLIES AND MATERIALS	0.00	0.00	0.00	0.00	0.00	0.00
142 E 72220 524 000 00000 000	IN SERVICE / STAFF DEVELOPMENT	0.00	0.00	0.00	0.00	0.00	0.00
142 E 72220 599 000 00000 000	OTHER CHARGES	0.00	0.00	0.00	0.00	0.00	0.00
142 E 72220 790 000 00000 000	OTHER EQUIPMENT	0.00	0.00	0.00	0.00	0.00	0.00
142 E 72710 146 000 00000 000	BUS DRIVERS	0.00	0.00	0.00	0.00	0.00	0.00
142 E 72710 201 000 00000 000	SOCIAL SECURITY	0.00	0.00	0.00	0.00	0.00	0.00
142 E 72710 204 000 00000 000	STATE RETIREMENT	0.00	0.00	0.00	0.00	0.00	0.00
142 E 72710 207 000 00000 000	MEDICAL INSURANCE	0.00	0.00	0.00	0.00	0.00	0.00
142 E 72710 212 000 00000 000	EMPLOYER MEDICARE	0.00	0.00	0.00	0.00	0.00	0.00
142 E 99100 504 000 00008 000		0.00	0.00	0.00	0.00	0.00	0.00
000		0.00	0.00	702.74	0.00	-702.74	0.00

Fnd	T	Acct	Obj	Prj	Loc	Prg	Account Level Description	2020-21 Budget	May 2020-21 Monthly Activity	2020-21 FYTD Activity	Encumbered Amount	Unexpended Balance - YTD Act	2020-21 FYTD %
010					CONSOLIDATED ADMINISTRATION								
142	E	72210	105	010	00001	000	SUPERVISOR/DIRECTOR	88,000.00	7,230.84	79,389.24	0.00	8,610.76	90.22
142	E	72210	161	010	00001	000	SECRETARY(S)	0.00	0.00	0.00	0.00	0.00	0.00
142	E	72210	162	010	00001	000	CLERICAL PERSONNEL	45,000.00	3,238.40	38,860.62	0.00	6,139.38	86.36
142	E	72210	189	010	00000	000	OTHER SALARIES & WAGES	0.00	0.00	0.00	0.00	0.00	0.00
142	E	72210	189	010	00001	000	OTHER SALARIES & WAGES	60,000.00	4,830.17	53,131.87	0.00	6,868.13	88.55
142	E	72210	201	010	00000	000		0.00	0.00	0.00	0.00	0.00	0.00
142	E	72210	201	010	00001	000	SOCIAL SECURITY	11,966.00	878.01	10,035.72	0.00	1,930.28	83.87
142	E	72210	204	010	00000	000		0.00	0.00	0.00	0.00	0.00	0.00
142	E	72210	204	010	00001	000	STATE RETIREMENT	19,524.00	1,549.89	17,359.83	0.00	2,164.17	88.92
142	E	72210	207	010	00000	000		0.00	0.00	5,683.20	0.00	-5,683.20	0.00
142	E	72210	207	010	00001	000	MEDICAL INSURANCE	35,582.00	3,096.00	24,796.80	0.00	10,785.20	69.69
142	E	72210	212	010	00000	000		0.00	0.00	0.00	0.00	0.00	0.00
142	E	72210	212	010	00001	000	EMPLOYER MEDICARE	2,799.00	205.34	2,347.07	0.00	451.93	83.85
142	E	72210	336	010	00000	000	MAINTENANCE AND REPAIR SERVICE	0.00	0.00	0.00	0.00	0.00	0.00
142	E	72210	355	010	00000	000	TRAVEL	10,000.00	157.92	762.34	0.00	9,237.66	7.62
142	E	72210	499	010	00000	000	OTHER SUPPLIES AND MATERIALS	10,000.00	531.43	3,819.79	0.00	6,180.21	38.20
142	E	72210	524	010	00000	000	IN SERVICE / STAFF DEVELOPMENT	9,229.00	0.00	175.00	0.00	9,054.00	1.90
142	E	99100	504	010	00008	000	INDIRECT COST	4,000.00	0.00	0.00	0.00	4,000.00	0.00
				010				296,100.00	21,718.00	236,361.48	0.00	59,738.52	79.82

Fnd T Acct Obj Prj Loc Prg	Account Level Description	2020-21 Budget	May 2020-21 Monthly Activity	2020-21 FYTD Activity	Encumbered Amount	Unexpended Balance - YTD Act	2020-21 FYTD %
100 TITLE I							
142 E 71100 116 100 00000 000	TEACHERS	798,040.00	65,353.24	593,893.95	0.00	204,146.05	74.42
142 E 71100 163 100 00000 000	EDUCATIONAL ASSISTANTS	117,064.00	12,549.91	93,722.17	0.00	23,341.83	80.06
142 E 71100 189 100 00000 000	OTHER SALARIES & WAGES	256,900.00	0.00	3,514.50	0.00	253,385.50	1.37
142 E 71100 195 100 00000 000	CERTIFIED SUBSTITUTE TEACHERS	0.00	0.00	0.00	0.00	0.00	0.00
142 E 71100 201 100 00000 000	SOCIAL SECURITY	72,664.00	4,362.68	38,274.51	0.00	34,389.49	52.67
142 E 71100 204 100 00000 000	STATE RETIREMENT	120,068.00	7,454.62	66,770.94	0.00	53,297.06	55.61
142 E 71100 207 100 00000 000	MEDICAL INSURANCE	182,259.00	18,068.40	156,740.40	0.00	25,518.60	86.00
142 E 71100 212 100 00000 000	EMPLOYER MEDICARE	16,994.00	1,033.83	9,186.77	0.00	7,807.23	54.06
142 E 71100 311 100 00000 000	CONTRACTS WITH OTHER SCHOOL SY	0.00	0.00	0.00	0.00	0.00	0.00
142 E 71100 336 100 00000 000	MAINTENANCE AND REPAIR SERVICE	0.00	0.00	0.00	0.00	0.00	0.00
142 E 71100 429 100 00000 000	INSTRUCTIONAL SUPPLIES & MATER	80,179.53	2,017.06	55,080.00	0.00	25,099.53	68.70
142 E 71100 499 100 00000 000	OTHER SUPPLIES AND MATERIALS	0.00	0.00	0.00	0.00	0.00	0.00
142 E 71100 722 100 00000 000	REGULAR INSTRUCTION EQUIPMENT	0.00	0.00	0.00	0.00	0.00	0.00
142 E 72130 189 100 00000 000	OTHER SALARIES & WAGES	0.00	0.00	0.00	0.00	0.00	0.00
142 E 72130 201 100 00000 000	SOCIAL SECURITY	0.00	0.00	0.00	0.00	0.00	0.00
142 E 72130 204 100 00000 000	STATE RETIREMENT	0.00	0.00	0.00	0.00	0.00	0.00
142 E 72130 207 100 00000 000	MEDICAL INSURANCE	0.00	0.00	0.00	0.00	0.00	0.00
142 E 72130 212 100 00000 000	EMPLOYER MEDICARE	0.00	0.00	0.00	0.00	0.00	0.00
142 E 72130 499 100 00000 000	OTHER SUPPLIES AND MATERIALS	22,000.00	0.00	4,933.58	0.00	17,066.42	22.43
142 E 72130 599 100 00000 000	OTHER CHARGES	5,000.00	0.00	500.00	0.00	4,500.00	10.00
142 E 72210 189 100 00000 000	OTHER SALARIES & WAGES	48,000.00	1,900.35	5,406.22	0.00	42,593.78	11.26
142 E 72210 195 100 00000 000	CERTIFIED SUBSTITUTE TEACHERS	0.00	0.00	0.00	0.00	0.00	0.00
142 E 72210 201 100 00000 000	SOCIAL SECURITY	2,976.00	117.82	335.20	0.00	2,640.80	11.26
142 E 72210 204 100 00000 000	STATE RETIREMENT	4,831.00	37.28	108.44	0.00	4,722.56	2.24
142 E 72210 207 100 00000 000	MEDICAL INSURANCE	5,746.00	0.00	0.00	0.00	5,746.00	0.00
142 E 72210 212 100 00000 000	EMPLOYER MEDICARE	696.00	27.54	78.39	0.00	617.61	11.26
142 E 72210 355 100 00000 000	TRAVEL	5,188.00	122.67	353.44	0.00	4,834.56	6.81
142 E 72210 524 100 00000 000	IN SERVICE / STAFF DEVELOPMENT	10,000.00	230.00	1,189.50	0.00	8,810.50	11.90
142 E 72210 599 100 00000 000	OTHER CHARGES	0.00	0.00	0.00	0.00	0.00	0.00
142 E 99100 504 100 00008 000	INDIRECT COST	35,000.00	0.00	0.00	0.00	35,000.00	0.00
142 E 99100 590 100 00000 000	TRANSFERS OUT	0.00	0.00	0.00	0.00	0.00	0.00
100		1,783,605.53	113,275.40	1,030,088.01	0.00	753,517.52	57.75

Fnd	T	Acct	Obj	Prj	Loc	Prg	Account Level Description	2020-21 Budget	May 2020-21 Monthly Activity	2020-21 FYTD Activity	Encumbered Amount	Unexpended Balance - YTD Act	2020-21 FYTD %
101					TITLE I-D								
142	E	71100	429	101	00000	000	INSTRUCTIONAL SUPPLIES & MATER	0.00	0.00	0.00	0.00	0.00	0.00
142	E	72210	499	101	00000	000	OTHER SUPPLIES AND MATERIALS	0.00	0.00	0.00	0.00	0.00	0.00
142	E	72210	524	101	00000	000	IN-SERVICE / STAFF DEVELOPMENT	0.00	0.00	0.00	0.00	0.00	0.00
142	E	99100	504	101	00000	000	INDIRECT COST	0.00	0.00	0.00	0.00	0.00	0.00
				101				0.00	0.00	0.00	0.00	0.00	0.00

Fnd	T	Acct	Obj	Prj	Loc	Prg	Account Level Description	2020-21 Budget	May 2020-21 Monthly Activity	2020-21 FYTD Activity	Encumbered Amount	Unexpended Balance - YTD Act	2020-21 FYTD %
160					TITLE I-D								
142	E	71100	429	160	00000	000	INSTRUCTIONAL SUPPLIES & MATER	12,275.92	0.00	9,512.94	0.00	2,762.98	77.49
142	E	72210	499	160	00000	000	OTHER SUPPLIES AND MATERIALS	12,600.00	0.00	0.00	0.00	12,600.00	0.00
142	E	72210	524	160	00000	000	IN-SERVICE / STAFF DEVELOPMENT	5,500.00	0.00	110.00	0.00	5,390.00	2.00
142	E	99100	504	160	00000	000	INDIRECT COST	1,500.00	0.00	0.00	0.00	1,500.00	0.00
				160				31,875.92	0.00	9,622.94	0.00	22,252.98	30.19

Fnd	T	Acct	Obj	Prj	Loc	Prg	Account Level Description	2020-21 Budget	May 2020-21 Monthly Activity	2020-21 FYTD Activity	Encumbered Amount	Unexpended Balance - YTD Act	2020-21 FYTD %
171							ADD. TARGETED SUPPORT & IMPROV						
142	E	71100	195	171	00000	000	CERTIFIED SUBSTITUTE TEACHERS	0.00	0.00	0.00	0.00	0.00	0.00
142	E	71100	201	171	00000	000	SOCIAL SECURITY	0.00	0.00	0.00	0.00	0.00	0.00
142	E	71100	212	171	00000	000	MEDICARE	0.00	0.00	0.00	0.00	0.00	0.00
142	E	71100	429	171	00000	000	INSTRUCTIONAL SUPPLIES AND MAT	0.00	0.00	0.00	0.00	0.00	0.00
142	E	72210	196	171	00000	000	IN SERVICE TRAINING	0.00	0.00	0.00	0.00	0.00	0.00
142	E	72210	524	171	00000	000	IN-SERVICE / STAFF DEVELOPMENT	21,174.41	0.00	8,374.75	0.00	12,799.66	39.55
142	E	99100	504	171	00000	000	INDIRECT COST	1,000.00	0.00	0.00	0.00	1,000.00	0.00
				171				22,174.41	0.00	8,374.75	0.00	13,799.66	37.77

Fnd	T	Acct	Obj	Prj	Loc	Prg	Account Level Description	2020-21 Budget	May 2020-21 Monthly Activity	2020-21 FYTD Activity	Encumbered Amount	Unexpended Balance - YTD Act	2020-21 FYTD %
172							ADAPTIVE LEARNING TECH. GRANT						
142	E	71100	195	172	00000	000	CERTIFIED SUBSTITUTE TEACHERS	0.00	0.00	0.00	0.00	0.00	0.00
142	E	71100	429	172	00000	000	INSTRUCTIONAL SUPPLIES AND MAT	5,900.00	0.00	5,900.00	0.00	0.00	100.00
142	E	72210	524	172	00001	000	IN-SERVICE / STAFF DEVELOPMENT	0.00	0.00	0.00	0.00	0.00	0.00
142	E	99100	504	172	00008	000	INDIRECT COST	63.65	0.00	0.00	0.00	63.65	0.00
				172				5,963.65	0.00	5,900.00	0.00	63.65	98.93

Fnd T Acct Obj Prj Loc Prg	Account Level Description	2020-21 Budget	May 2020-21 Monthly Activity	2020-21 FYTD Activity	Encumbered Amount	Unexpended Balance - YTD Act	2020-21 FYTD %
200 TITLE II - A							
142 E 71100 116 200 00000 000	TEACHERS	77,168.00	6,163.90	46,357.07	0.00	30,810.93	60.07
142 E 71100 195 200 00000 000	CERTIFIED SUBSTITUTE TEACHERS	0.00	0.00	0.00	0.00	0.00	0.00
142 E 71100 201 200 00000 000	SOCIAL SECURITY	4,785.00	382.16	2,874.13	0.00	1,910.87	60.07
142 E 71100 204 200 00000 000	STATE RETIREMENT	7,925.00	554.76	4,172.20	0.00	3,752.80	52.65
142 E 71100 207 200 00000 000	MEDICAL INSURANCE	11,492.00	0.00	0.00	0.00	11,492.00	0.00
142 E 71100 212 200 00000 000	EMPLOYER MEDICARE	1,119.00	89.37	672.13	0.00	446.87	60.07
142 E 72210 138 200 00010 000	INSTR COMPUTER PERSONNEL	101,351.00	8,445.91	62,688.45	0.00	38,662.55	61.85
142 E 72210 189 200 00000 000	OTHER SALARIES & WAGES	15,048.00	2,211.00	7,920.00	0.00	7,128.00	52.63
142 E 72210 195 200 00000 000	CERTIFIED SUBSTITUTE TEACHERS	0.00	0.00	0.00	0.00	0.00	0.00
142 E 72210 201 200 00000 000	SOCIAL SECURITY	8,027.00	131.31	476.23	0.00	7,550.77	5.93
142 E 72210 201 200 00010 000		0.00	496.30	3,702.52	0.00	-3,702.52	0.00
142 E 72210 204 200 00000 000	STATE RETIREMENT	13,350.00	161.15	599.50	0.00	12,750.50	4.49
142 E 72210 204 200 00010 000		0.00	867.39	6,438.06	0.00	-6,438.06	0.00
142 E 72210 207 200 00000 000	MEDICAL INSURANCE	16,947.00	0.00	0.00	0.00	16,947.00	0.00
142 E 72210 207 200 00010 000		0.00	1,646.40	11,487.60	0.00	-11,487.60	0.00
142 E 72210 212 200 00000 000	EMPLOYER MEDICARE	1,877.00	30.72	111.41	0.00	1,765.59	5.94
142 E 72210 212 200 00010 000		0.00	116.07	865.91	0.00	-865.91	0.00
142 E 72210 355 200 00000 000	TRAVEL	0.00	0.00	0.00	0.00	0.00	0.00
142 E 72210 499 200 00000 000	OTHER SUPPLIES AND MATERIALS	0.00	0.00	0.00	0.00	0.00	0.00
142 E 72210 524 200 00000 000	IN SERVICE / STAFF DEVELOPMENT	91,737.16	0.00	21,883.06	0.00	69,854.10	23.85
142 E 99100 504 200 00008 000	INDIRECT COST	10,000.00	0.00	0.00	0.00	10,000.00	0.00
142 E 99100 590 200 00000 000	TRANSFERS OUT	0.00	0.00	0.00	0.00	0.00	0.00
200		360,826.16	21,296.44	170,248.27	0.00	190,577.89	47.18

Fnd	T	Acct	Obj	Prj	Loc	Prg	Account Level Description	2020-21 Budget	May 2020-21 Monthly Activity	2020-21 FYTD Activity	Encumbered Amount	Unexpended Balance - YTD Act	2020-21 FYTD %
440					TITLE IV								
142	E	71100	429	440	00000	000	INSTRUCTIONAL SUPPLIES & MAT.	0.00	0.00	0.00	0.00	0.00	0.00
142	E	71150	116	440	00000	000	TEACHERS	37,762.00	3,146.83	35,666.81	0.00	2,095.19	94.45
142	E	71150	201	440	00000	000	SOCIAL SECURITY	2,342.00	167.52	1,911.68	0.00	430.32	81.63
142	E	71150	204	440	00000	000	STATE RETIREMENT	3,878.00	283.22	2,548.98	0.00	1,329.02	65.73
142	E	71150	207	440	00000	000	MEDICAL INSURANCE	10,884.00	1,088.40	10,803.60	0.00	80.40	99.26
142	E	71150	212	440	00000	000	MEDICARE	548.00	39.18	447.11	0.00	100.89	81.59
142	E	72130	123	440	00000	000	GUIDANCE PERSONNEL	52,918.00	4,409.83	39,688.47	0.00	13,229.53	75.00
142	E	72130	201	440	00000	000	SOCIAL SECURITY	3,281.00	252.02	2,269.34	0.00	1,011.66	69.17
142	E	72130	204	440	00000	000	STATE RETIREMENT	5,435.00	452.89	4,076.01	0.00	1,358.99	75.00
142	E	72130	207	440	00000	000	MEDICAL INSURANCE	9,192.00	919.20	8,200.80	0.00	991.20	89.22
142	E	72130	212	440	00000	000	EMPLOYER MEDICARE	768.00	58.94	530.74	0.00	237.26	69.11
142	E	72130	499	440	00000	000	OTHER SUPPLIES & MATERIALS	0.00	0.00	0.00	0.00	0.00	0.00
142	E	72130	524	440	00000	000	IN SERVICE / STAFF DEVELOPMENT	0.00	0.00	0.00	0.00	0.00	0.00
142	E	72130	599	440	00000	000	OTHER CHARGES	0.00	0.00	0.00	0.00	0.00	0.00
142	E	72250	105	440	00000	000	SUPERVISOR / DIRECTOR	0.00	0.00	0.00	0.00	0.00	0.00
142	E	72250	524	440	00000	000	IN-SERVICE / STAFF DEVELOPMENT	627.79	0.00	80.00	0.00	547.79	12.74
142	E	72250	790	440	00000	000	OTHER EQUIPMENT	0.00	0.00	0.00	0.00	0.00	0.00
142	E	72710	201	440	00000	000		0.00	0.00	0.00	0.00	0.00	0.00
142	E	72710	204	440	00000	000		0.00	0.00	0.00	0.00	0.00	0.00
142	E	72710	212	440	00000	000		0.00	0.00	0.00	0.00	0.00	0.00
142	E	72710	599	440	00000	000	OTHER CHARGES	0.00	0.00	0.00	0.00	0.00	0.00
142	E	99100	504	440	00000	000	INDIRECT COST	500.00	0.00	0.00	0.00	500.00	0.00
				440				128,135.79	10,818.03	106,223.54	0.00	21,912.25	82.90

Fnd T Acct Obj Prj Loc Prg	Account Level Description	2020-21 Budget	May 2020-21 Monthly Activity	2020-21 FYTD Activity	Encumbered Amount	Unexpended Balance - YTD Act	2020-21 FYTD %
720 READ TO BE	READY SUMMER GRANT						
142 E 71100 116 720 00000 000	TEACHERS	0.00	0.00	0.00	0.00	0.00	0.00
142 E 71100 201 720 00000 000	SOCIAL SECURITY	0.00	0.00	0.00	0.00	0.00	0.00
142 E 71100 204 720 00000 000	STATE RETIREMENT	0.00	0.00	0.00	0.00	0.00	0.00
142 E 71100 212 720 00000 000	EMPLOYER MEDICARE	0.00	0.00	0.00	0.00	0.00	0.00
142 E 71100 429 720 00000 000	INSTRUCTIONAL SUPPLIES & MATER	0.00	0.00	0.00	0.00	0.00	0.00
142 E 71100 599 720 10000 100	OTHER CHARGES	0.00	0.00	0.00	0.00	0.00	0.00
142 E 72130 499 720 00000 000	OTHER SUPPLIES & MATERIALS	0.00	0.00	0.00	0.00	0.00	0.00
142 E 72210 105 720 00000 000	SUPPORT SERVICES/REGULAR INSTR	0.00	0.00	0.00	0.00	0.00	0.00
142 E 72210 201 720 00000 000	SOCIAL SECURITY	0.00	0.00	0.00	0.00	0.00	0.00
142 E 72210 204 720 00000 000	STATE RETIREMENT	0.00	0.00	0.00	0.00	0.00	0.00
142 E 72210 212 720 00000 000	EMPLOYER MEDICARE	0.00	0.00	0.00	0.00	0.00	0.00
142 E 72210 499 720 00000 000	OTHER SUPPLIES AND MATERIALS	0.00	0.00	0.00	0.00	0.00	0.00
142 E 72710 146 720 00000 000	BUS DRIVERS	0.00	96.21	0.00	0.00	0.00	0.00
142 E 72710 201 720 00000 000	SOCIAL SECURITY	0.00	5.96	0.00	0.00	0.00	0.00
142 E 72710 204 720 00000 000	STATE RETIREMENT	0.00	9.88	0.00	0.00	0.00	0.00
142 E 72710 212 720 00000 000	EMPLOYER MEDICARE	0.00	1.39	0.00	0.00	0.00	0.00
142 E 72710 412 720 00000 000	DIESEL FUEL	0.00	0.00	0.00	0.00	0.00	0.00
720		0.00	113.44	0.00	0.00	0.00	0.00

Fnd	T	Acct	Obj	Prj	Loc	Prg	Account Level Description	2020-21 Budget	May 2020-21 Monthly Activity	2020-21 FYTD Activity	Encumbered Amount	Unexpended Balance - YTD Act	2020-21 FYTD %
800					CARL PERKINS								
142	E	71300	116	800	00021	000	TEACHERS	0.00	0.00	0.00	0.00	0.00	0.00
142	E	71300	189	800	00021	000	OTHER SALARIES & WAGES	4,882.00	0.00	0.00	0.00	4,882.00	0.00
142	E	71300	201	800	00021	000	SOCIAL SECURITY	459.00	0.00	0.00	0.00	459.00	0.00
142	E	71300	204	800	00021	000	STATE RETIREMENT	300.00	0.00	0.00	0.00	300.00	0.00
142	E	71300	207	800	00021	000	MEDICAL INSURANCE	274.00	0.00	0.00	0.00	274.00	0.00
142	E	71300	212	800	00021	000	EMPLOYER MEDICARE	85.00	0.00	0.00	0.00	85.00	0.00
142	E	71300	429	800	00000	000	INSTRUCTIONAL SUPPLIES & MATER	19,471.91	0.00	18,677.99	0.00	793.92	95.92
142	E	71300	499	800	00000	000	OTHER SUPPLIES AND MATERIALS	7,846.00	1,666.00	7,846.00	0.00	0.00	100.00
142	E	71300	599	800	00000	000	OTHER CHARGES	0.00	0.00	0.00	0.00	0.00	0.00
142	E	71300	730	800	00000	000	VOCATIONAL INSTRUCTION EQUIPME	89,844.46	2,818.00	76,037.99	0.00	13,806.47	84.63
142	E	72130	146	800	00000	000	BUS DRIVERS	0.00	0.00	0.00	0.00	0.00	0.00
142	E	72130	355	800	00000	000	TRAVEL	0.00	0.00	0.00	0.00	0.00	0.00
142	E	72130	399	800	00000	000	OTHER CONTRACTED SERVICES	0.00	0.00	0.00	0.00	0.00	0.00
142	E	72130	524	800	00000	000	IN SERVICE / STAFF DEVELOPMENT	6,661.32	2,575.00	6,254.00	0.00	407.32	93.89
142	E	72230	599	800	00000	000		0.00	0.00	0.00	0.00	0.00	0.00
142	E	99100	504	800	00008	000	INDIRECT COST	2,522.73	0.00	0.00	0.00	2,522.73	0.00
142	E	99100	590	800	00008	000	TRANS. OUT - INDIRECT COST	0.00	0.00	0.00	0.00	0.00	0.00
				800				132,346.42	7,059.00	108,815.98	0.00	23,530.44	82.22

Fnd	T	Acct	Obj	Prj	Loc	Prg	Account Level Description	2020-21 Budget	May 2020-21 Monthly Activity	2020-21 FYTD Activity	Encumbered Amount	Unexpended Balance - YTD Act	2020-21 FYTD %
801					CARL PERKINS RESERVE GRANT								
142	E	71300	429	801	00000	000	INSTRUCTIONAL SUPPLIES & MATRI	0.00	0.00	0.00	0.00	0.00	0.00
142	E	71300	499	801	00000	000	OTHER SUPPLIES AND MATERIALS	0.00	0.00	0.00	0.00	0.00	0.00
142	E	71300	730	801	00000	000	VOCATIONAL INSTRUCTION EQUIP	0.00	0.00	0.00	0.00	0.00	0.00
				801				0.00	0.00	0.00	0.00	0.00	0.00

Fnd	T	Acct	Obj	Prj	Loc	Prg	Account Level Description	2020-21 Budget	May 2020-21 Monthly Activity	2020-21 FYTD Activity	Encumbered Amount	Unexpended Balance - YTD Act	2020-21 FYTD %
802					PERKINS-NEW SKILLS FOR YOUTH								
142	E	71300	499	802	00000	000	OTHER SUPPLIES AND MATERIALS	0.00	0.00	0.00	0.00	0.00	0.00
142	E	71300	730	802	00000	000	VOCATIONAL INSTRUCTION EQUIP	0.00	0.00	0.00	0.00	0.00	0.00
142	E	72130	524	802	00000	000	IN-SERVICE/STAFF DEVELOPMENT	0.00	0.00	0.00	0.00	0.00	0.00
				802				0.00	0.00	0.00	0.00	0.00	0.00

Fnd	T	Acct	Obj	Prj	Loc	Prg	Account Level Description	2020-21 Budget	May 2020-21 Monthly Activity	2020-21 FYTD Activity	Encumbered Amount	Unexpended Balance - YTD Act	2020-21 FYTD %
803					PERKINS SECONDARY RESERVE								
142	E	71300	429	803	00000	000	INSTRUCTIONAL SUPPLIES & MAT.	8,249.45	0.00	0.00	0.00	8,249.45	0.00
142	E	71300	499	803	00000	000	OTHER SUPPLIES AND MATERIALS	2,897.99	0.00	0.00	0.00	2,897.99	0.00
142	E	71300	730	803	00000	000	VOCATIONAL INSTRUCTION EQUIP.	38,687.52	0.00	49,831.98	0.00	-11,144.46	128.81
				803				49,834.96	0.00	49,831.98	0.00	2.98	99.99

Fnd	T	Acct	Obj	Prj	Loc	Prg	Account Level Description	2020-21 Budget	May 2020-21 Monthly Activity	2020-21 FYTD Activity	Encumbered Amount	Unexpended Balance - YTD Act	2020-21 FYTD %
891					STATE		DISCRETIONARY-Ages 6-21						
142	E	71200	195	891	00000	000	CERTIFIED SUBSTITUTE TEACHERS	0.00	0.00	0.00	0.00	0.00	0.00
142	E	71200	201	891	00000	000	SOCIAL SECURITY	0.00	0.00	0.00	0.00	0.00	0.00
142	E	71200	212	891	00000	000	EMPLOYER MEDICARE	0.00	0.00	0.00	0.00	0.00	0.00
142	E	71200	429	891	00000	000	INSTRUCTIONAL SUPPLIES & MATER	0.00	0.00	0.00	0.00	0.00	0.00
142	E	71200	725	891	00000	000	SPED EQUIPMENT	0.00	0.00	0.00	0.00	0.00	0.00
142	E	72220	189	891	00020	000	OTHER SALARIES & WAGES	0.00	0.00	0.00	0.00	0.00	0.00
142	E	72220	196	891	00020	000	IN-SERVICE TRAINING	0.00	0.00	0.00	0.00	0.00	0.00
142	E	72220	201	891	00020	000	SOCIAL SECURITY	0.00	0.00	0.00	0.00	0.00	0.00
142	E	72220	204	891	00020	000	STATE RETIREMENT	0.00	0.00	0.00	0.00	0.00	0.00
142	E	72220	207	891	00020	000	MEDICAL INSURANCE	0.00	0.00	0.00	0.00	0.00	0.00
142	E	72220	212	891	00020	000	EMPLOYER MEDICARE	0.00	0.00	0.00	0.00	0.00	0.00
142	E	72220	355	891	00000	000	TRAVEL	0.00	0.00	0.00	0.00	0.00	0.00
142	E	72220	499	891	00000	000	OTHER SUPPLIES AND MATERIALS	0.00	0.00	0.00	0.00	0.00	0.00
142	E	72220	524	891	00000	000	IN SERVICE / STAFF DEVELOPMENT	0.00	0.00	0.00	0.00	0.00	0.00
142	E	72220	599	891	00000	000	OTHER CHARGES	0.00	0.00	0.00	0.00	0.00	0.00
142	E	72220	790	891	00000	000	OTHER EQUIPMENT	0.00	0.00	0.00	0.00	0.00	0.00
142	E	99100	504	891	00000	000	INDIRECT COST	0.00	0.00	0.00	0.00	0.00	0.00
				891				0.00	0.00	0.00	0.00	0.00	0.00

Fnd	T	Acct	Obj	Prj	Loc	Prg	Account Level Description	2020-21 Budget	May 2020-21 Monthly Activity	2020-21 FYTD Activity	Encumbered Amount	Unexpended Balance - YTD Act	2020-21 FYTD %
892					STATE DISCRETIONARY - PRESCHOO								
142	E	71200	195	892	00000	000	CERTIFIED SUBSTITUTE TEACHERS	0.00	0.00	0.00	0.00	0.00	0.00
142	E	71200	429	892	00000	000	INSTRUCTIONAL SUPPLIES & MATER	0.00	0.00	0.00	0.00	0.00	0.00
142	E	71200	725	892	00000	000	SPECIAL EDUCATION EQUIPMENT	0.00	0.00	0.00	0.00	0.00	0.00
142	E	72220	355	892	00000	000	TRAVEL	0.00	0.00	0.00	0.00	0.00	0.00
142	E	72220	524	892	00000	000	IN SERVICE / STAFF DEVELOPMENT	0.00	0.00	0.00	0.00	0.00	0.00
142	E	99100	504	892	00000	000	INDIRECT COST	0.00	0.00	0.00	0.00	0.00	0.00
				892				0.00	0.00	0.00	0.00	0.00	0.00

Fnd	T	Acct	Obj	Prj	Loc	Prg	Account Level Description	2020-21 Budget	May 2020-21 Monthly Activity	2020-21 FYTD Activity	Encumbered Amount	Unexpended Balance - YTD Act	2020-21 FYTD %
893							IDEA DISCRETIONARY SUPPLEMENTA						
142	E	72220	399	893	00000	000	OTHER CONTRACTED SERVICES	0.00	0.00	0.00	0.00	0.00	0.00
142	E	72220	499	893	00000	000	OTHER SUPPLIES AND MATERIALS	0.00	0.00	0.00	0.00	0.00	0.00
142	E	72220	524	893	00000	000	IN SERVICE / STAFF DEVELOPMENT	0.00	0.00	0.00	0.00	0.00	0.00
142	E	72220	790	893	00000	000		0.00	0.00	0.00	0.00	0.00	0.00
				893				0.00	0.00	0.00	0.00	0.00	0.00

Fnd	T	Acct	Obj	Prj	Loc	Prg	Account Level Description	2020-21 Budget	May 2020-21 Monthly Activity	2020-21 FYTD Activity	Encumbered Amount	Unexpended Balance - YTD Act	2020-21 FYTD %
894					IDEA INNOVATION								
142	E	71100	189	894	00008	000	OTHER SALARIES & WAGES	0.00	0.00	0.00	0.00	0.00	0.00
142	E	71100	195	894	00000	000	CERTIFIED SUBSTITUTE TEACHERS	0.00	0.00	0.00	0.00	0.00	0.00
142	E	71100	201	894	00008	000	SOCIAL SECURITY	0.00	0.00	0.00	0.00	0.00	0.00
142	E	71100	212	894	00008	000	EMPLOYER MEDICARE	0.00	0.00	0.00	0.00	0.00	0.00
142	E	71100	429	894	00000	000	INSTRUCTIONAL SUPPLIES & MATER	0.00	0.00	0.00	0.00	0.00	0.00
142	E	71200	429	894	00000	000	Instructional Supplies & Mat.	0.00	0.00	0.00	0.00	0.00	0.00
142	E	72210	138	894	00010	000	INSTRUCTIONAL COMPUTER PERSONN	0.00	0.00	0.00	0.00	0.00	0.00
142	E	72210	189	894	00000	000	OTHER SALARIES & WAGES	0.00	0.00	0.00	0.00	0.00	0.00
142	E	72210	201	894	00000	000		0.00	0.00	0.00	0.00	0.00	0.00
142	E	72210	201	894	00013	000	SOCIAL SECURITY	0.00	0.00	0.00	0.00	0.00	0.00
142	E	72210	204	894	00000	000	STATE RETIREMENT	0.00	0.00	0.00	0.00	0.00	0.00
142	E	72210	212	894	00000	000		0.00	0.00	0.00	0.00	0.00	0.00
142	E	72210	212	894	00013	000	EMPLOYER MEDICARE	0.00	0.00	0.00	0.00	0.00	0.00
142	E	72210	429	894	00000	000	INSTRUCTIONAL SUPPLIES & MATER	0.00	0.00	0.00	0.00	0.00	0.00
142	E	72210	524	894	00000	000	IN SERVICE / STAFF DEVELOPMENT	0.00	0.00	0.00	0.00	0.00	0.00
142	E	72220	725	894	00000	000	SPECIAL EDUCATION EQUIPMENT	15,088.50	0.00	15,046.00	0.00	42.50	99.72
142	E	99100	504	894	00008	000	INDIRECT COST	0.00	0.00	0.00	0.00	0.00	0.00
				894				15,088.50	0.00	15,046.00	0.00	42.50	99.72

Fnd	T	Acct	Obj	Prj	Loc	Prg	Account Level Description	2020-21 Budget	May 2020-21 Monthly Activity	2020-21 FYTD Activity	Encumbered Amount	Unexpended Balance - YTD Act	2020-21 FYTD %
895					FOCUS SCHOOLS - JM								
142	E	71100	189	895	00010	000	OTHER SALARIES & WAGES	0.00	0.00	0.00	0.00	0.00	0.00
142	E	71100	195	895	00000	000	CERTIFIED SUBSTITUTE TEACHERS	0.00	0.00	0.00	0.00	0.00	0.00
142	E	71100	201	895	00010	000	SOCIAL SECURITY	0.00	0.00	0.00	0.00	0.00	0.00
142	E	71100	204	895	00010	000	STATE RETIREMENT	0.00	0.00	0.00	0.00	0.00	0.00
142	E	71100	212	895	00010	000	EMPLOYER MEDICARE	0.00	0.00	0.00	0.00	0.00	0.00
142	E	71100	429	895	00000	000	INSTRUCTIONAL SUPPLIES & MATER	0.00	0.00	0.00	0.00	0.00	0.00
142	E	72210	189	895	00000	000	OTHER SALARIES & WAGES	0.00	0.00	0.00	0.00	0.00	0.00
142	E	72210	201	895	00000	000	SOCIAL SECURITY	0.00	0.00	0.00	0.00	0.00	0.00
142	E	72210	204	895	00000	000	STATE RETIREMENT	0.00	0.00	0.00	0.00	0.00	0.00
142	E	72210	212	895	00000	000	EMPLOYER MEDICARE	0.00	0.00	0.00	0.00	0.00	0.00
142	E	72210	524	895	00000	000	IN SERVICE / STAFF DEVELOPMENT	0.00	0.00	0.00	0.00	0.00	0.00
142	E	99100	504	895	00008	000	INDIRECT COST	0.00	0.00	0.00	0.00	0.00	0.00
				895				0.00	0.00	0.00	0.00	0.00	0.00

Fnd	T	Acct	Obj	Prj	Loc	Prg	Account Level Description	2020-21 Budget	May 2020-21 Monthly Activity	2020-21 FYTD Activity	Encumbered Amount	Unexpended Balance - YTD Act	2020-21 FYTD %
896					FOCUS SCHOOLS - SS								
142	E	71100	189	896	00013	000	OTHER SALARIES & WAGES	0.00	0.00	0.00	0.00	0.00	0.00
142	E	71100	195	896	00000	000	CERTIFIED SUBSTITUTE TEACHERS	0.00	0.00	0.00	0.00	0.00	0.00
142	E	71100	201	896	00013	000	SOCIAL SECURITY	0.00	0.00	0.00	0.00	0.00	0.00
142	E	71100	212	896	00013	000	EMPLOYER MEDICARE	0.00	0.00	0.00	0.00	0.00	0.00
142	E	71100	429	896	00000	000	INSTRUCTIONAL SUPPLIES & MATER	0.00	0.00	0.00	0.00	0.00	0.00
142	E	72210	189	896	00000	000	OTHER SALARIES & WAGES	0.00	0.00	0.00	0.00	0.00	0.00
142	E	72210	201	896	00000	000	SOCIAL SECURITY	0.00	0.00	0.00	0.00	0.00	0.00
142	E	72210	204	896	00000	000	STATE RETIREMENT	0.00	0.00	0.00	0.00	0.00	0.00
142	E	72210	212	896	00000	000	EMPLOYER MEDICARE	0.00	0.00	0.00	0.00	0.00	0.00
142	E	72210	499	896	00000	000	OTHER SUPPLIES AND MATERIALS	0.00	0.00	0.00	0.00	0.00	0.00
142	E	72210	524	896	00000	000	IN SERVICE / STAFF DEVELOPMENT	0.00	0.00	0.00	0.00	0.00	0.00
142	E	99100	504	896	00008	000	INDIRECT COST	0.00	0.00	0.00	0.00	0.00	0.00
				896				0.00	0.00	0.00	0.00	0.00	0.00

Fnd	T	Acct	Obj	Prj	Loc	Prg	Account Level Description	2020-21 Budget	May 2020-21 Monthly Activity	2020-21 FYTD Activity	Encumbered Amount	Unexpended Balance - YTD Act	2020-21 FYTD %
897					IDEA DISCRETIONARY SPDG								
142	E	71200	429	897	00000	000	IDEA DISCRETIONARY SPDG	0.00	0.00	0.00	0.00	0.00	0.00
142	E	71200	725	897	00000	000	SPECIAL EDUCATION EQUIPMENT	10,000.00	0.00	9,873.03	0.00	126.97	98.73
				897				10,000.00	0.00	9,873.03	0.00	126.97	98.73

Fnd	T	Acct	Obj	Prj	Loc	Prg	Account Level Description	2020-21 Budget	May 2020-21 Monthly Activity	2020-21 FYTD Activity	Encumbered Amount	Unexpended Balance - YTD Act	2020-21 FYTD %
898					IDEA TECHNOLOGY PARTNERSHIP								
142	E	71200	429	898	00000	000	INSTRUCTIONAL SUPPLIES & MAT.	0.00	0.00	0.00	0.00	0.00	0.00
142	E	72220	524	898	00000	000	IN-SERVICE / STAFF DEVELOPMENT	0.00	0.00	0.00	0.00	0.00	0.00
				898				0.00	0.00	0.00	0.00	0.00	0.00

Fnd	T	Acct	Obj	Prj	Loc	Prg	Account Level Description	2020-21 Budget	May 2020-21 Monthly Activity	2020-21 FYTD Activity	Encumbered Amount	Unexpended Balance - YTD Act	2020-21 FYTD %
899					IDEA SUSTAINABILITY GRANT								
142	E	71200	195	899	00000	000	CERTIFIED SUBSTITUTE TEACHERS	2,000.00	0.00	0.00	0.00	2,000.00	0.00
142	E	71200	201	899	00000	000	SOCIAL SECURITY	124.00	0.00	0.00	0.00	124.00	0.00
142	E	71200	204	899	00000	000	STATE RETIREMENT	0.00	0.00	0.00	0.00	0.00	0.00
142	E	71200	212	899	00000	000	EMPLOYER MEDICARE	29.00	0.00	0.00	0.00	29.00	0.00
142	E	71200	429	899	00000	000	INSTRUCTIONAL SUPPLIES & MATER	41,452.12	0.00	41,497.81	0.00	-45.69	100.11
142	E	71200	725	899	00000	000	SPECIAL EDUCATION EQUIPMENT	10,306.88	0.00	10,306.88	0.00	0.00	100.00
142	E	72220	196	899	00000	000	IN SERVICE TRAINING	5,000.00	0.00	3,521.25	0.00	1,478.75	70.43
142	E	72220	196	899	00020	000	IN SERVICE TRAINING	0.00	0.00	0.00	0.00	0.00	0.00
142	E	72220	201	899	00000	000	SOCIAL SECURITY	310.00	0.00	74.17	0.00	235.83	23.93
142	E	72220	204	899	00000	000	STATE RETIREMENT	480.00	0.00	117.41	0.00	362.59	24.46
142	E	72220	212	899	00000	000	EMPLOYER MEDICARE	73.00	0.00	17.36	0.00	55.64	23.78
142	E	72220	524	899	00000	000	IN-SERVICE / STAFF DEVELOPMENT	10,225.00	0.00	5,809.50	0.00	4,415.50	56.82
				899				70,000.00	0.00	61,344.38	0.00	8,655.62	87.63

Fnd	T	Acct	Obj	Prj	Loc	Prg	Account Level Description	2020-21 Budget	May 2020-21 Monthly Activity	2020-21 FYTD Activity	Encumbered Amount	Unexpended Balance - YTD Act	2020-21 FYTD %
900					IDEA PART- B								
142	E	71200	116	900	00000	000	TEACHERS	97,793.00	7,831.00	70,409.00	0.00	27,384.00	72.00
142	E	71200	163	900	00000	000	EDUCATIONAL ASSISTANTS	905,564.00	86,173.68	675,467.29	0.00	230,096.71	74.59
142	E	71200	171	900	00000	000	SPEECH PATHOLOGIST	44,092.00	3,638.33	32,744.97	0.00	11,347.03	74.27
142	E	71200	189	900	00000	000	OTHER SALARIES & WAGES	0.00	0.00	0.00	0.00	0.00	0.00
142	E	71200	201	900	00000	000	SOCIAL SECURITY	65,123.00	5,519.36	43,360.17	0.00	21,762.83	66.58
142	E	71200	204	900	00000	000	STATE RETIREMENT	101,541.00	9,156.59	68,048.69	0.00	33,492.31	67.02
142	E	71200	207	900	00000	000	MEDICAL INSURANCE	364,686.00	30,540.40	284,570.40	0.00	80,115.60	78.03
142	E	71200	212	900	00000	000	EMPLOYER MEDICARE	13,917.00	1,290.85	10,140.81	0.00	3,776.19	72.87
142	E	71200	429	900	00000	000	INSTRUCTIONAL SUPPLIES & MAT.	70,000.00	0.00	8,639.81	0.00	61,360.19	12.34
142	E	71200	725	900	00000	000	SPECIAL EDUCATION EQUIPMENT	30,000.00	0.00	0.00	0.00	30,000.00	0.00
142	E	72210	524	900	00000	000	Staff Development	0.00	0.00	0.00	0.00	0.00	0.00
142	E	72220	189	900	00000	000	OTHER SALARIES & WAGES	0.00	0.00	0.00	0.00	0.00	0.00
142	E	72220	201	900	00000	000	SOCIAL SECURITY	0.00	0.00	0.00	0.00	0.00	0.00
142	E	72220	204	900	00000	000	STATE RETIREMENT	0.00	0.00	0.00	0.00	0.00	0.00
142	E	72220	207	900	00000	000	MEDICAL INSURANCE	0.00	0.00	0.00	0.00	0.00	0.00
142	E	72220	212	900	00000	000	EMPLOYER MEDICARE	0.00	0.00	0.00	0.00	0.00	0.00
142	E	72220	312	900	00000	000	CONTRACTS W PRIVATE AGENCIES	41,409.91	0.00	0.00	0.00	41,409.91	0.00
142	E	72220	336	900	00000	000	MAINTENANCE & REPAIR OF EQUIPM	2,000.00	0.00	0.00	0.00	2,000.00	0.00
142	E	72220	355	900	00000	000	TRAVEL	30,000.00	0.00	0.00	0.00	30,000.00	0.00
142	E	72220	399	900	00000	000	OTHER CONTRACTED SERVICES	0.00	0.00	0.00	0.00	0.00	0.00
142	E	72220	429	900	00000	000	Instructional Supplies & Mat.	0.00	0.00	0.00	0.00	0.00	0.00
142	E	72220	499	900	00000	000	OTHER SUPPLIES AND MATERIALS	70,000.00	640.85	4,288.91	0.00	65,711.09	6.13
142	E	72220	524	900	00000	000	IN SERVICE / STAFF DEVELOPMENT	42,802.59	595.00	1,078.00	0.00	41,724.59	2.52
142	E	72710	146	900	00020	000	BUS DRIVERS	287,625.00	20,391.90	171,510.91	0.00	116,114.09	59.63
142	E	72710	201	900	00020	000	SOCIAL SECURITY	17,833.00	1,066.55	9,159.32	0.00	8,673.68	51.36
142	E	72710	204	900	00020	000	STATE RETIREMENT	27,641.00	1,965.39	16,540.48	0.00	11,100.52	59.84
142	E	72710	207	900	00020	000	MEDICAL INSURANCE	130,000.00	14,374.40	109,394.00	0.00	20,606.00	84.15
142	E	72710	212	900	00020	000	EMPLOYER MEDICARE	4,171.00	249.44	2,142.24	0.00	2,028.76	51.36
142	E	99100	504	900	00008	000	INDIRECT COST	17,280.87	0.00	0.00	0.00	17,280.87	0.00
				900				2,363,479.37	183,433.74	1,507,495.00	0.00	855,984.37	63.78

Fnd	T	Acct	Obj	Prj	Loc	Prg	Account Level Description	2020-21 Budget	May 2020-21 Monthly Activity	2020-21 FYTD Activity	Encumbered Amount	Unexpended Balance - YTD Act	2020-21 FYTD %
910					IDEA PRESCHOOL								
142	E	71200	163	910	00000	000	EDUCATIONAL ASSISTANTS	30,244.00	3,273.34	23,132.15	0.00	7,111.85	76.49
142	E	71200	201	910	00000	000	SOCIAL SECURITY	1,875.00	194.42	1,361.43	0.00	513.57	72.61
142	E	71200	204	910	00000	000	STATE RETIREMENT	2,906.00	314.57	1,569.20	0.00	1,336.80	54.00
142	E	71200	207	910	00000	000	MEDICAL INSURANCE	14,208.00	558.00	5,526.00	0.00	8,682.00	38.89
142	E	71200	212	910	00000	000	EMPLOYER MEDICARE	594.18	45.47	318.41	0.00	275.77	53.59
142	E	71200	429	910	00000	000	INSTRUCTIONAL SUPPLIES & MATER	19,416.36	0.00	374.12	0.00	19,042.24	1.93
142	E	71200	499	910	00000	000	OTHER SUPPLIES AND MATERIALS	0.00	0.00	0.00	0.00	0.00	0.00
142	E	71200	725	910	00000	000	SPECIAL EDUCATION EQUIPMENT	0.00	0.00	0.00	0.00	0.00	0.00
142	E	72220	189	910	00000	000	OTHER SALARIES & WAGES	0.00	0.00	0.00	0.00	0.00	0.00
142	E	72220	201	910	00000	000	SOCIAL SECURITY	0.00	0.00	0.00	0.00	0.00	0.00
142	E	72220	204	910	00000	000	STATE RETIREMENT	0.00	0.00	0.00	0.00	0.00	0.00
142	E	72220	207	910	00000	000		0.00	0.00	0.00	0.00	0.00	0.00
142	E	72220	212	910	00000	000	EMPLOYER MEDICARE	0.00	0.00	0.00	0.00	0.00	0.00
142	E	72220	355	910	00000	000	TRAVEL	0.00	0.00	0.00	0.00	0.00	0.00
142	E	72220	399	910	00000	000	OTHER CONTRACTED SERVICES	0.00	0.00	0.00	0.00	0.00	0.00
142	E	72220	499	910	00000	000	OTHER SUPPLIES AND MATERIALS	0.00	0.00	0.00	0.00	0.00	0.00
142	E	72220	524	910	00000	000	IN SERVICE / STAFF DEVELOPMENT	15,000.00	0.00	880.00	0.00	14,120.00	5.87
142	E	72220	790	910	00000	000	OTHER EQUIPMENT	20,000.00	0.00	0.00	0.00	20,000.00	0.00
142	E	99100	504	910	00008	000	INDIRECT COST	280.31	0.00	0.00	0.00	280.31	0.00
				910				104,523.85	4,385.80	33,161.31	0.00	71,362.54	31.73

Fnd	T	Acct	Obj	Prj	Loc	Prg	Account Level Description	2020-21 Budget	May 2020-21 Monthly Activity	2020-21 FYTD Activity	Encumbered Amount	Unexpended Balance - YTD Act	2020-21 FYTD %
931					ESSER								
142	E	71100	429	931	00000	000	SUPPLIES & MATERIALS	629,767.31	0.00	438,948.46	0.00	190,818.85	69.70
142	E	71100	471	931	00000	000	SOFTWARE	369,532.21	0.00	243,968.26	0.00	125,563.95	66.02
142	E	71200	116	931	00000	000	TEACHERS	11,700.00	0.00	0.00	0.00	11,700.00	0.00
142	E	71200	189	931	00000	000	OTHER SALARIES AND WAGES	18,000.00	0.00	0.00	0.00	18,000.00	0.00
142	E	71200	201	931	00000	000	SOCIAL SECURITY	1,842.00	0.00	0.00	0.00	1,842.00	0.00
142	E	71200	204	931	00000	000	STATE RETIREMENT	3,060.00	0.00	0.00	0.00	3,060.00	0.00
142	E	71200	212	931	00000	000	MEDICARE	431.00	0.00	0.00	0.00	431.00	0.00
142	E	71200	399	931	00000	000	OTHER CONTRACTED SERVICE	30,000.00	0.00	0.00	0.00	30,000.00	0.00
142	E	71200	429	931	00000	000	INSTRUCTIONAL SUPPLIES & MATER	34,967.00	0.00	0.00	0.00	34,967.00	0.00
142	E	72120	399	931	00000	000	OTHER CONTRACTED SERVICE	226.54	0.00	0.00	0.00	226.54	0.00
142	E	72210	189	931	00000	000	OTHER SALARIES & WAGES	3,300.00	0.00	1,881.00	0.00	1,419.00	57.00
142	E	72210	201	931	00000	000	SOCIAL SECURITY	205.00	0.00	114.18	0.00	90.82	55.70
142	E	72210	204	931	00000	000	STATE RETIREMENT	339.00	0.00	193.18	0.00	145.82	56.99
142	E	72210	212	931	00000	000	EMPLOYER MEDICARE	48.00	0.00	26.70	0.00	21.30	55.63
142	E	72210	524	931	00000	000	IN-SERVICE / STAFF DEVELOPMENT	1,280.00	0.00	1,280.00	0.00	0.00	100.00
142	E	99100	504	931	00000	000	INDIRECT COST	207,793.70	0.00	0.00	0.00	207,793.70	0.00
				931				1,312,491.76	0.00	686,411.78	0.00	626,079.98	52.30

Fnd	T	Acct	Obj	Prj	Loc	Prg	Account Level Description	2020-21 Budget	May 2020-21 Monthly Activity	2020-21 FYTD Activity	Encumbered Amount	Unexpended Balance - YTD Act	2020-21 FYTD %
932					REOPENING PROGRAMMATIC GRANT								
142	E	71100	429	932	00000	000	INSTRUCTIONAL SUPPLIES & MATER	5,485.47	0.00	5,485.47	0.00	0.00	100.00
142	E	72210	429	932	00000	000	INSTRUCTIONAL SUPPLIES & MATER	21,595.52	0.00	21,595.52	0.00	0.00	100.00
142	E	72250	350	932	00000	000	INTERNET CONNECTIVITY	72,918.01	0.00	72,918.01	0.00	0.00	100.00
				932				99,999.00	0.00	99,999.00	0.00	0.00	100.00

Fnd	T	Acct	Obj	Prj	Loc	Prg	Account Level Description	2020-21 Budget	May 2020-21 Monthly Activity	2020-21 FYTD Activity	Encumbered Amount	Unexpended Balance - YTD Act	2020-21 FYTD %
933					REMOTE TECH GRANT								
142	E	71100	722	933	00000	000	INSTRUCTION EQUIPMENT	262,538.05	0.00	262,538.05	0.00	0.00	100.00
				933				262,538.05	0.00	262,538.05	0.00	0.00	100.00

Fnd	T	Acct	Obj	Prj	Loc	Prg	Account Level Description	2020-21 Budget	May 2020-21 Monthly Activity	2020-21 FYTD Activity	Encumbered Amount	Unexpended Balance - YTD Act	2020-21 FYTD %
934					ESSER 2.0		REVENUE						
142	E	71100	116	934	00000	000	Teachers	196,095.00	0.00	0.00	0.00	196,095.00	0.00
142	E	71100	189	934	00000	000	OTHER SALARIES AND WAGES	13,500.00	0.00	0.00	0.00	13,500.00	0.00
142	E	71100	201	934	00000	000	SOCIAL SECURITY	12,995.00	0.00	0.00	0.00	12,995.00	0.00
142	E	71100	204	934	00000	000	STATE RETIREMENT	21,525.00	0.00	0.00	0.00	21,525.00	0.00
142	E	71100	212	934	00000	000	MEDICARE	3,040.00	0.00	0.00	0.00	3,040.00	0.00
142	E	71100	429	934	00000	000	INSTRUCTIONAL SUPPLIES & MATER	813,260.61	281,895.70	374,521.35	0.00	438,739.26	46.05
142	E	71100	449	934	00000	000	TEXTBOOKS	220,000.00	0.00	0.00	0.00	220,000.00	0.00
142	E	71100	471	934	00000	000	SOFTWARE	604,910.00	36,100.00	36,100.00	0.00	568,810.00	5.97
142	E	71100	499	934	00000	000	OTHER CONTRACTED SERVICES	3,603.66	0.00	3,603.66	0.00	0.00	100.00
142	E	71100	599	934	00000	000	OTHER CHARGES	11,155.81	0.00	0.00	0.00	11,155.81	0.00
142	E	71200	116	934	00000	000	TEACHERS	61,200.00	0.00	0.00	0.00	61,200.00	0.00
142	E	71200	163	934	00000	000	EDUCATIONAL ASSISTANTS	45,228.00	0.00	0.00	0.00	45,228.00	0.00
142	E	71200	201	934	00000	000	SOCIAL SECURITY	8,881.00	0.00	0.00	0.00	8,881.00	0.00
142	E	71200	204	934	00000	000	STATE RETIREMENT	11,000.00	0.00	0.00	0.00	11,000.00	0.00
142	E	71200	212	934	00000	000	MEDICARE	1,545.00	0.00	0.00	0.00	1,545.00	0.00
142	E	71200	429	934	00000	000	SUPPLIES & MATERIALS	24,595.00	0.00	0.00	0.00	24,595.00	0.00
142	E	71200	725	934	00000	000	SPECIAL EDUCATION EQUIPMENT	52,166.00	0.00	0.00	0.00	52,166.00	0.00
142	E	72120	131	934	00000	000	MEDICAL PERSONNEL	104,042.00	0.00	0.00	0.00	104,042.00	0.00
142	E	72120	201	934	00000	000	SOCIAL SECURITY	6,451.00	0.00	0.00	0.00	6,451.00	0.00
142	E	72120	204	934	00000	000	STATE RETIREMENT	9,998.00	0.00	0.00	0.00	9,998.00	0.00
142	E	72120	212	934	00000	000	MEDICARE	1,509.00	0.00	0.00	0.00	1,509.00	0.00
142	E	72120	399	934	00000	000	OTHER CONTRACTED SERVICE	240,000.00	0.00	0.00	0.00	240,000.00	0.00
142	E	72120	471	934	00000	000	SOFTWARE	13,400.00	0.00	0.00	0.00	13,400.00	0.00
142	E	72120	499	934	00000	000	OTHER SUPPLIES AND MATERIALS	62,689.00	2,373.88	2,373.88	0.00	60,315.12	3.79
142	E	72210	189	934	00000	000	OTHER SALARIES AND WAGES	5,000.00	0.00	0.00	0.00	5,000.00	0.00
142	E	72210	201	934	00000	000	SOCIAL SECURITY	310.00	0.00	0.00	0.00	310.00	0.00
142	E	72210	204	934	00000	000	STATE RETIREMENT	513.50	0.00	0.00	0.00	513.50	0.00
142	E	72210	212	934	00000	000	MEDICARE	72.50	0.00	0.00	0.00	72.50	0.00
142	E	72210	524	934	00000	000	IN-SERVICE / STAFF DEVELOPMENT	15,100.00	8,900.00	8,900.00	0.00	6,200.00	58.94
142	E	72250	499	934	00000	000	OTHER SUPPLIES AND MATERIALS	383,000.00	24,610.00	24,610.00	0.00	358,390.00	6.43
142	E	72620	499	934	00000	000	OTHER SUPPLIES AND MATERIALS	123,076.94	0.00	123,076.94	0.00	0.00	100.00
142	E	72620	599	934	00000	000	OTHER CHARGES	150,000.00	0.00	0.00	0.00	150,000.00	0.00
142	E	72710	146	934	00000	000	BUS DRIVERS	109,124.00	0.00	50,535.00	0.00	58,589.00	46.31
142	E	72710	201	934	00000	000	SOCIAL SECURITY	3,633.00	0.00	0.00	0.00	3,633.00	0.00
142	E	72710	204	934	00000	000	STATE RETIREMENT	5,631.00	0.00	0.00	0.00	5,631.00	0.00
142	E	72710	212	934	00000	000	MEDICARE	850.00	0.00	0.00	0.00	850.00	0.00
142	E	72710	412	934	00000	000	DIESEL FUEL	34,475.80	0.00	34,475.80	0.00	0.00	100.00
142	E	73100	165	934	00008	000	CAFETERIA PERONNEL	82,144.52	0.00	82,144.52	0.00	0.00	100.00

Fnd	T	Acct	Obj	Prj	Loc	Prg	Account Level Description	2020-21 Budget	May 2020-21 Monthly Activity	2020-21 FYTD Activity	Encumbered Amount	Unexpended Balance - YTD Act	2020-21 FYTD %
934					ESSER 2.0		REVENUE						
142	E	73100	201	934	00008	000	SOCIAL SECURITY	5,093.12	0.00	5,093.12	0.00	0.00	100.00
142	E	73100	204	934	00008	000	STATE RETIREMENT	7,468.85	0.00	7,468.85	0.00	0.00	100.00
142	E	73100	212	934	00008	000	MEDICARE	1,191.27	0.00	1,191.27	0.00	0.00	100.00
142	E	76100	707	934	00008	000	BUILDING IMPROVEMENTS	1,214,510.55	5,784.50	5,784.50	0.00	1,208,726.05	0.48
142	E	99100	504	934	00000	000	INDIRECT COST	642,795.55	0.00	0.00	0.00	642,795.55	0.00
				934				5,326,779.68	359,664.08	759,878.89	0.00	4,566,900.79	14.27

Number of Accounts: 421

********** End of report **********

FND	ACCT	OBJ	CHECK NUMBER	CHECK DATE	VENDOR	AMOUNT
142	72210	524	142215022	05/07/2021	AUBURN UNIVERSITY	650.00
142	71100	429	142215023	05/07/2021	CAROLINA BIOLOGICAL	1,742.59
142	71100	429	142215023	05/07/2021	CAROLINA BIOLOGICAL	202.95
142	71100	429	142215023	05/07/2021	CAROLINA BIOLOGICAL	1,178.91
142	71100	429	142215023	05/07/2021	CAROLINA BIOLOGICAL	697.28
142	72210	524	142215024	05/07/2021	EDVENTURE-GA	700.00
142	72210	524	142215024	05/07/2021	EDVENTURE-GA	700.00
142	72210	524	142215024	05/07/2021	EDVENTURE-GA	700.00
142	72210	355	142215025	05/07/2021	GAUDIANO, LOUISA	82.25
142	72210	524	142215026	05/07/2021	INST FOR MULTI SENSO	5,100.00
142	72210	355	142215027	05/07/2021	MORELOCK, KHRIS	87.42
142	71100	429	142215028	05/07/2021	PASCO SCIENTIFIC	4,875.00
142	72220	499	142215029	05/07/2021	QUILL CORPORATION	179.99
142	71100	471	142215030	05/07/2021	SAVVAS LEARNING COMP	29,200.00
142	71100	471	142215030	05/07/2021	SAVVAS LEARNING COMP	6,900.00
142	76100	707	142215031	05/07/2021	THOMPSON & LITTON IN	4,625.50
142	72210	524	142215032	05/07/2021	UNIVERSITY OF TENNES	525.00
142	72210	524	142215032	05/07/2021	UNIVERSITY OF TENNES	525.00
142	71300	499	142215033	05/12/2021	BANKCARD CENTER	882.00
142	71300	499	142215033	05/12/2021	BANKCARD CENTER	784.00
142	71100	429	142215034	05/12/2021	CAROLINA BIOLOGICAL	16,595.65
142	71100	429	142215034	05/12/2021	CAROLINA BIOLOGICAL	16,595.65
142	71100	429	142215034	05/12/2021	CAROLINA BIOLOGICAL	16,595.65
142	71100	429	142215034	05/12/2021	CAROLINA BIOLOGICAL	16,595.65
142	71100	429	142215034	05/12/2021	CAROLINA BIOLOGICAL	30,061.60
142	71100	429	142215034	05/12/2021	CAROLINA BIOLOGICAL	19,061.60
142	71100	429	142215034	05/12/2021	CAROLINA BIOLOGICAL	16,595.65
142	71100	429	142215034	05/12/2021	CAROLINA BIOLOGICAL	19,061.60
142	71100	429	142215034	05/12/2021	CAROLINA BIOLOGICAL	16,595.65
142	71100	429	142215034	05/12/2021	CAROLINA BIOLOGICAL	19,061.60
142	71100	429	142215034	05/12/2021	CAROLINA BIOLOGICAL	2,465.95
142	71100	429	142215034	05/12/2021	CAROLINA BIOLOGICAL	2,465.95
142	71100	429	142215034	05/12/2021	CAROLINA BIOLOGICAL	2,465.95
142	71100	429	142215034	05/12/2021	CAROLINA BIOLOGICAL	2,465.95
142	71100	429	142215034	05/12/2021	CAROLINA BIOLOGICAL	2,465.95
142	71100	429	142215034	05/12/2021	CAROLINA BIOLOGICAL	2,465.95
142	71100	429	142215037	05/12/2021	FOOD CITY	26.10
142	71100	429	142215040	05/12/2021	QUILL CORPORATION	108.98
142	71100	429	142215040	05/12/2021	QUILL CORPORATION	80.99
142	71100	429	142215040	05/12/2021	QUILL CORPORATION	35.98
142	71100	429	142215041	05/12/2021	SCHOOL SPECIALTY LLC	5,763.52
142	71100	429	142215041	05/12/2021	SCHOOL SPECIALTY LLC	5,763.52
142	71100	429	142215041	05/12/2021	SCHOOL SPECIALTY LLC	5,763.52
142	71100	429	142215041	05/12/2021	SCHOOL SPECIALTY LLC	5,763.52
142	71100	429	142215041	05/12/2021	SCHOOL SPECIALTY LLC	5,763.52
142	71100	429	142215041	05/12/2021	SCHOOL SPECIALTY LLC	5,763.52
142	71100	429	142215041	05/12/2021	SCHOOL SPECIALTY LLC	5,763.52
142	71100	429	142215041	05/12/2021	SCHOOL SPECIALTY LLC	5,763.52
142	71100	429	142215041	05/12/2021	SCHOOL SPECIALTY LLC	5,763.52
142	71100	429	142215041	05/12/2021	SCHOOL SPECIALTY LLC	5,763.52
142	72210	355	142215043	05/12/2021	WHITAKER, JERRY	70.50
142	72210	355	142215183	05/14/2021	GAUDIANO, LOUISA	40.42
142	71100	429	142215184	05/14/2021	MARLO BEAUTY SUPPLY	396.18
142	72130	524	142215185	05/14/2021	NIET	595.00
142	72220	524	142215186	05/14/2021	NIET	595.00
142	72220	499	142215187	05/14/2021	TENNESSEE OFFICE SUP	358.86

FND	ACCT	OBJ	CHECK NUMBER	CHECK DATE	VENDOR	AMOUNT
142	72250	499	142215222	05/21/2021	APPLE INC	1,196.00
142	72250	499	142215222	05/21/2021	APPLE INC	598.00
142	72250	499	142215222	05/21/2021	APPLE INC	798.00
142	72250	499	142215222	05/21/2021	APPLE INC	6,258.00
142	72250	499	142215222	05/21/2021	APPLE INC	15,760.00
142	72120	499	142215223	05/21/2021	IPROMOTEU	2,373.88
142	71100	429	142215224	05/21/2021	KESLER SCIENCE	7,812.00
142	72210	499	142215225	05/21/2021	OFFICE DEPOT	67.44
142	72210	499	142215225	05/21/2021	OFFICE DEPOT	208.23
142	71100	429	142215225	05/21/2021	OFFICE DEPOT	341.40
142	71100	429	142215226	05/21/2021	WARD'S SCIENCE	852.08
142	71100	429	142215227	05/21/2021	WOODBURN PRESS	1,237.10
142	72210	499	142215232	05/28/2021	GOVCONNECTION, INC	255.76
142	71100	429	142215233	05/28/2021	KAGAN PUBLISHING	373.00
142	72210	524	142215233	05/28/2021	KAGAN PUBLISHING	230.00
142	71100	429	142215234	05/28/2021	LAKESHORE LEARNING M	406.96
142	71100	429	142215235	05/28/2021	NASCO	29.11
142	72220	499	142215236	05/28/2021	NCS PEARSON INC	102.00
142	71100	429	142215237	05/28/2021	PITSCO INC	1,581.75
142	71100	429	142215237	05/28/2021	PITSCO INC	108.20
142	71100	429	142215237	05/28/2021	PITSCO INC	2,575.00
142	71300	730	142215238	05/28/2021	POCKET NURSE	2,818.00
142	72130	524	142215239	05/28/2021	SKYOP LLC	1,980.00
142	76100	707	142215240	05/28/2021	THOMPSON & LITTON IN	1,159.00
					Totals for checks	371,018.01

F U N D S U M M A R Y

FUND	DESCRIPTION	BALANCE SHEET	REVENUE	EXPENSE	TOTAL
142	SCHOOL FEDERAL PROJECTS	0.00	0.00	371,018.01	371,018.01
*** Fund Summary Totals ***		0.00	0.00	371,018.01	371,018.01

********** End of report **********

Revenue Comparison

	July	August	September	October	November	December	January	February	March	April	May	June	Totals-May
FY18	56,161	57,986	137,772	480,851	299,619	107,422	382,928	115,313	403,556	218,966	324,776	174,522	**2,585,351**
FY19	53,086	78,498	314,242	89,217	361,225	246,588	382,380	317,529	322,633	315,330	283,344	178,802	**2,764,072**
FY20	96,897	67,678	337,321	112,471	569,111	248,583	319,253	363,026	244,781	42,900	734,740	382,101	**3,136,761**
FY21	180,856	132,392	4,635	279,041	290,918	265,988	316,656	273,936	253,342	383,828	476,272		**2,857,863**
Net Change PY	**83,959**	**64,714**	**(332,686)**	**166,570**	**(278,193)**	**17,405**	**(2,597)**	**(89,090)**	**8,561**	**340,928**	**(258,468)**		**(278,897)**

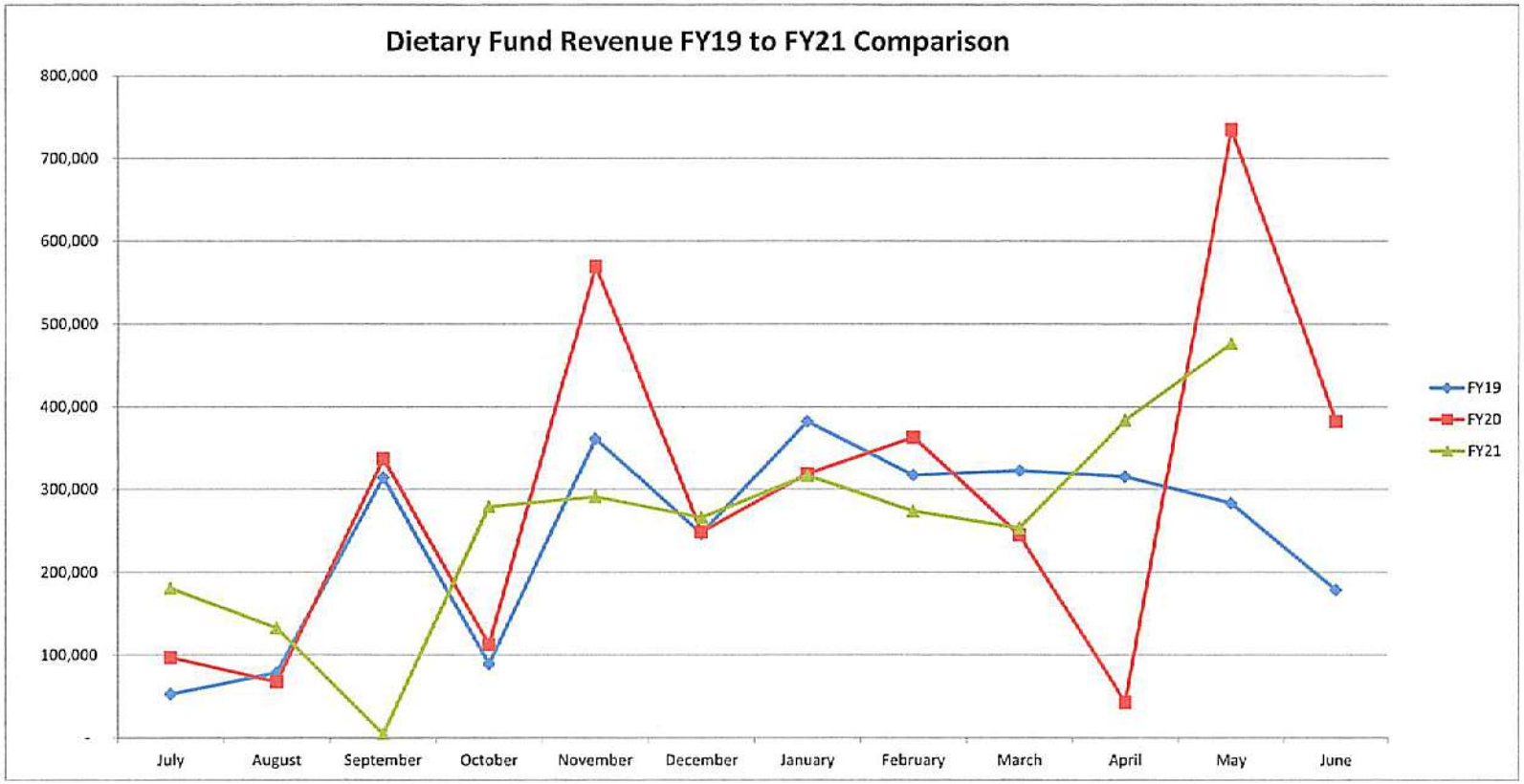

Expense Comparison

	July	August	September	October	November	December	January	February	March	April	May	June	Totals-May	FY Results April
FY18	58,908	128,454	120,178	485,391	240,457	153,569	271,760	214,841	266,415	189,071	353,340	49,292	**2,482,385**	**$ 102,966**
FY19	53,389	170,362	307,178	203,695	263,528	249,324	193,106	265,537	270,113	196,203	208,780	103,698	**2,381,216**	**$ 382,856**
FY20	50,886	179,932	308,773	282,344	275,048	265,916	205,357	339,261	275,987	265,482	300,592	147,076	**2,749,578**	**$ 387,183**
FY21	93,828	112,838	241,872	266,192	231,469	252,797	179,196	284,385	296,002	269,623	305,248		**2,533,450**	**$ 324,413**
Net Change PY	**42,942**	**(67,094)**	**(66,901)**	**(16,152)**	**(43,579)**	**(13,119)**	**(26,161)**	**(54,876)**	**20,015**	**4,141**			**(216,128)**	

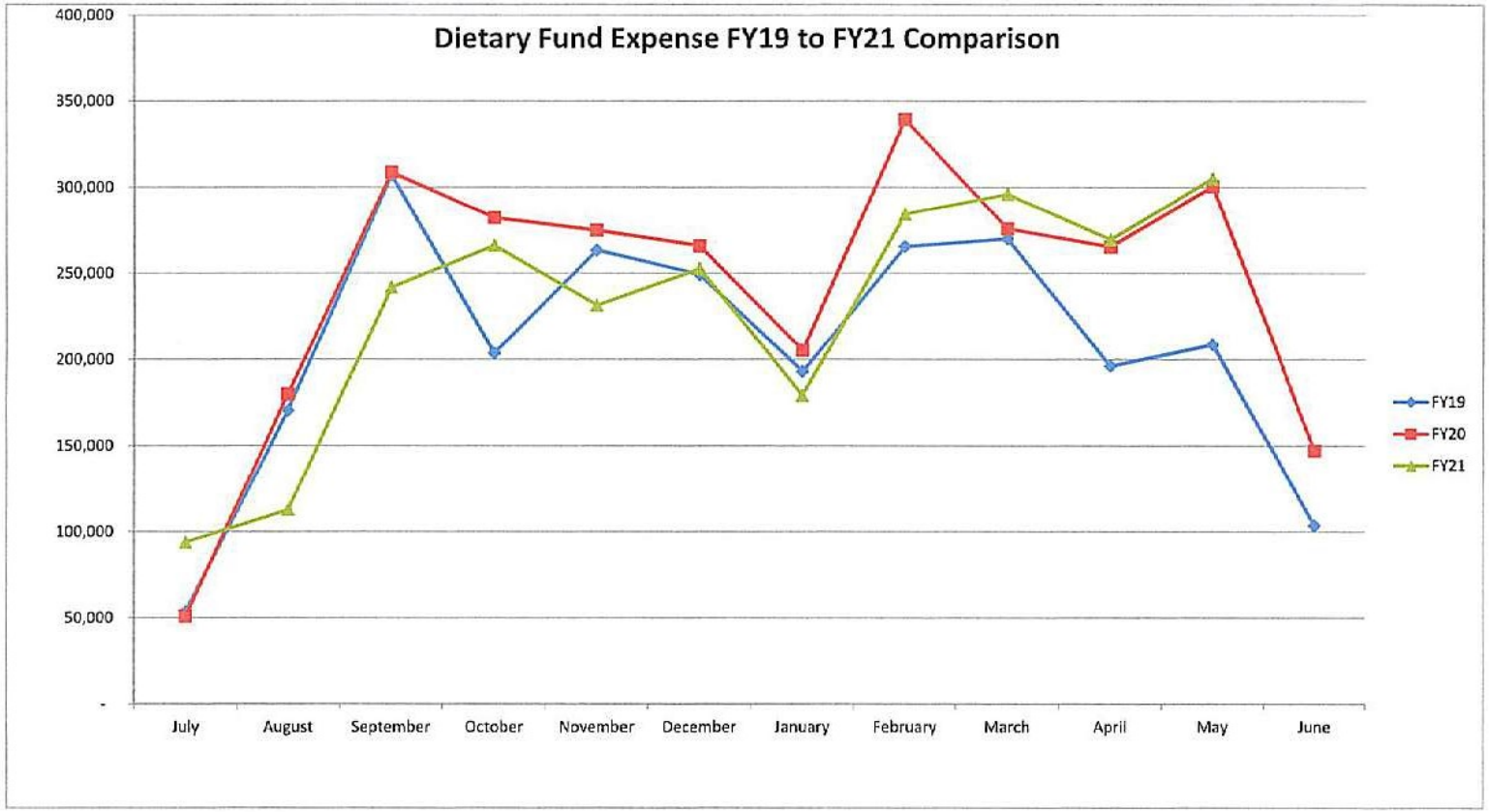

	Jul-20	Aug-20	Sep-20	Oct-20	Nov-20	Dec-20	Jan-21	Feb-21	Mar-21	Apr-21	May-21	Jun-21	Totals-May
Revenue	180,856	132,392	4,635	279,041	290,918	265,988	316,656	273,936	253,342	383,828	476,272		**2,857,863**
Expenses	93,828	112,838	241,872	266,192	231,469	252,797	179,196	284,385	296,002	269,623	305,248		**2,533,450**
Variance	**87,028**	**19,554**	**(237,237)**	**12,849**	**59,449**	**13,191**	**137,460**	**(10,450)**	**(42,660)**	**114,204**	**171,025**	**-**	**324,413**

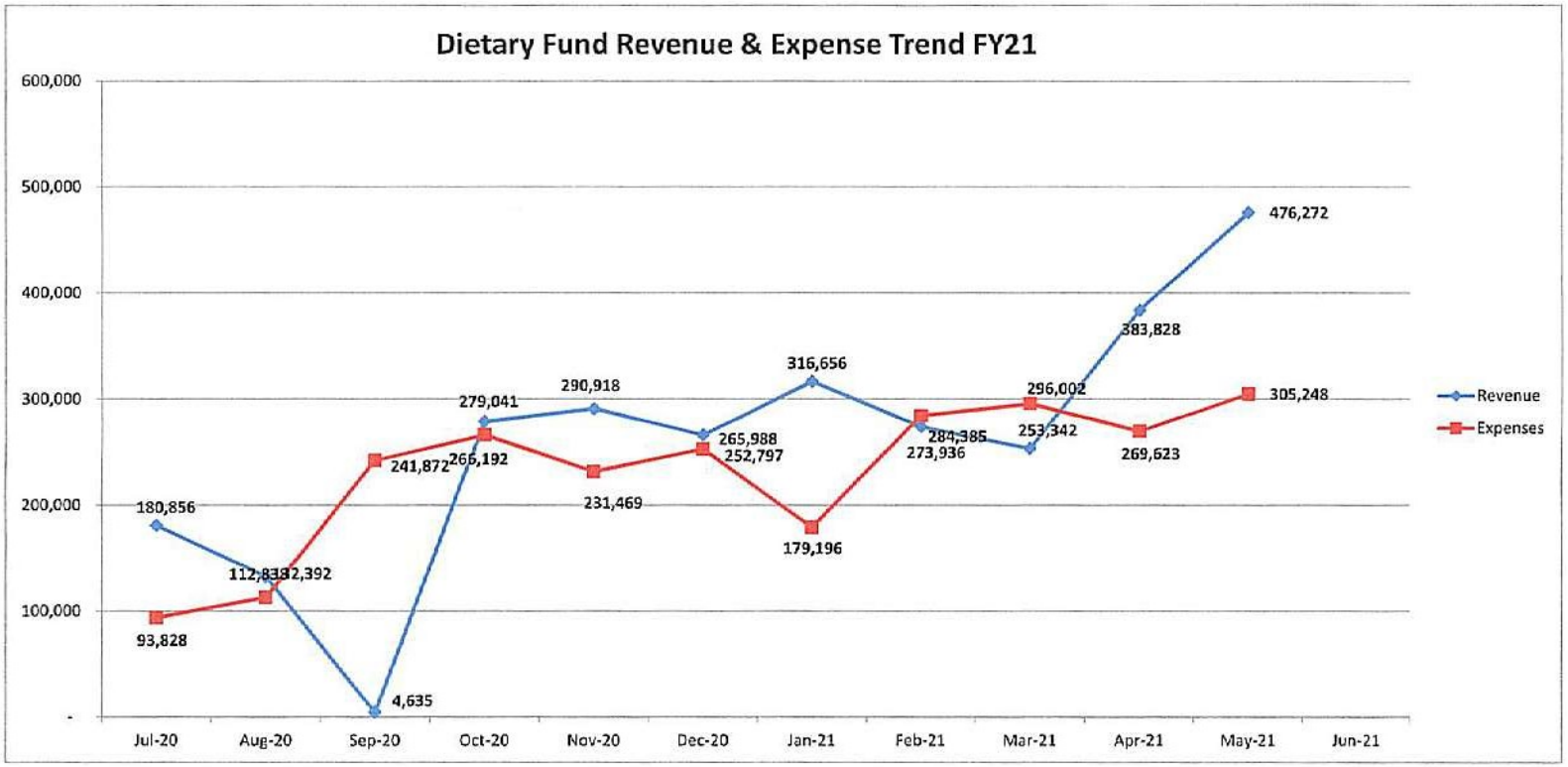

Dietary Fund Balance

	July	August	September	October	November	December	January	February	March	April	May	June
FY17	6,202	(380)	87,719	(66,933)	(96,404)	(260,230)	(170,632)	(67,070)	(94,864)	(76,733)	(74,830)	84,303
FY18	81,487	10,761	28,355	23,814	82,977	36,830	147,998	48,470	185,611	215,506	186,942	312,172
FY19	311,869	220,005	227,069	112,592	210,288	207,552	396,827	448,818	501,337	620,464	695,028	770,132
FY20	816,142	703,889	732,436	562,564	856,627	839,293	953,189	976,954	945,748	723,166	1,157,314	1,392,339
FY21	1,479,368	1,498,922	1,261,684	1,274,533	1,333,983	1,347,174	1,484,634	1,474,184	1,431,524	1,545,728	1,716,753	
1-Year Results	**663,226**	**795,033**	**529,248**	**711,969**	**477,356**	**507,880**	**531,445**	**497,230**	**485,776**	**822,562**	**559,438**	
2-Year Results	**1,167,499**	**1,278,917**	**1,034,615**	**1,161,942**	**1,123,694**	**1,139,621**	**1,087,807**	**1,025,366**	**930,186**	**925,265**	**1,021,725**	
3-Year Results	**1,397,881**	**1,488,161**	**1,233,329**	**1,250,719**	**1,251,006**	**1,310,344**	**1,336,636**	**1,425,714**	**1,245,913**	**1,330,222**	**1,529,811**	
4-Year Results	**1,473,165**	**1,499,302**	**1,173,965**	**1,341,466**	**1,430,387**	**1,607,404**	**1,655,265**	**1,541,254**	**1,526,388**	**1,622,461**	**1,791,583**	

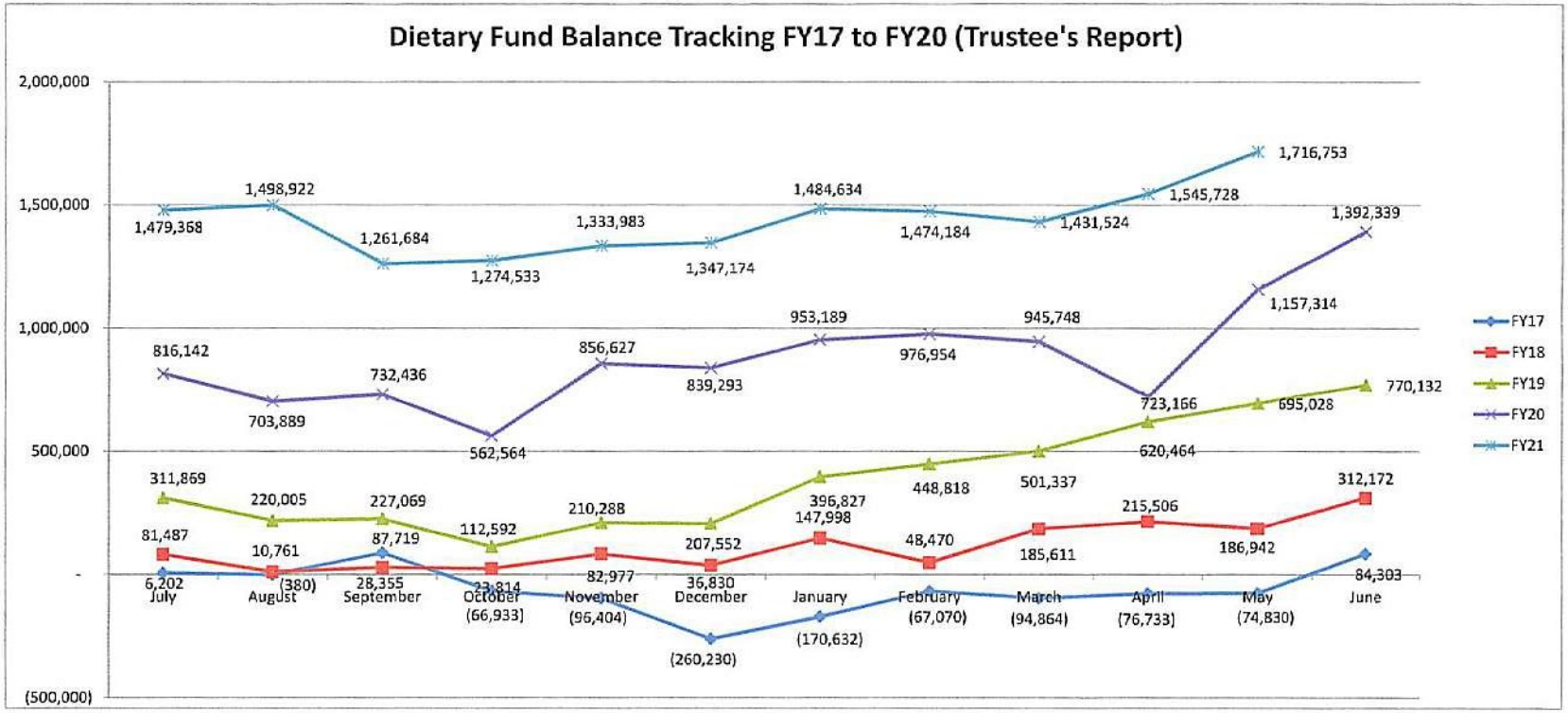

WASHINGTON COUNTY SCHOOLS

Organizational Chart 2021-2022

Washington County Board of Education

Jason Day, *Chairman*
Mike Masters, *Vice-Chair*
Annette Buchanan
Mary Beth Dellinger
Keith Ervin
Chad Fleenor
David Hammond
Mitch Meredith
Whitney Riddle

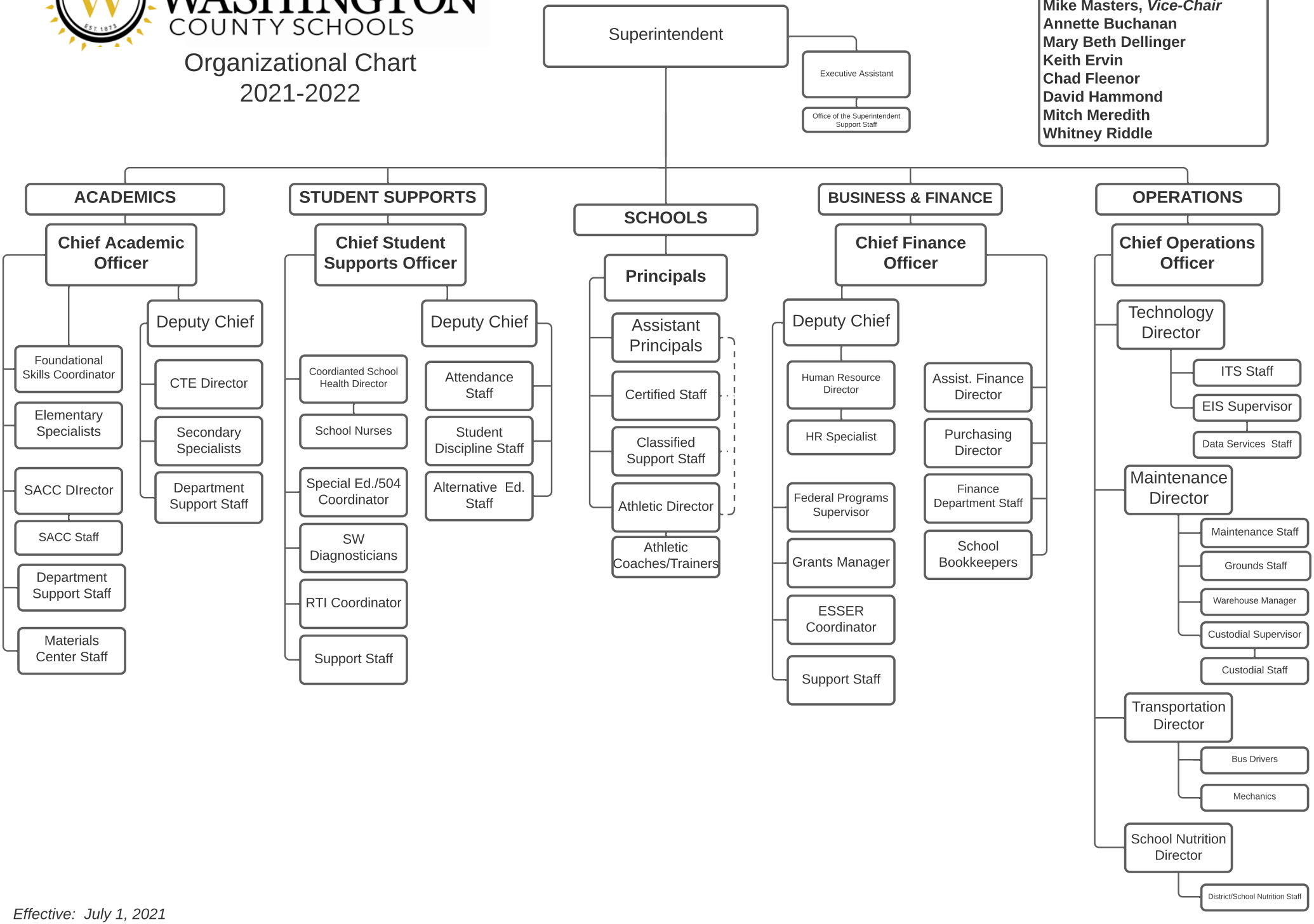

Effective: July 1, 2021

WCS Enrollment
2021-2022
(as of: 06/30/2021)

Total Projected Enrollment **7,930** *7930*

School	P3	P4	K	1	2	3	4	5	6	7	8	9	10	11	12	TOTAL	Total w/o PK	Capacity	Projected Enrollment 20-21 Total	Enroll Diff	Avail Seats	Percent Capacity
ELEMENTARY SCHOOLS																						
Boones Creek Elementary School			76	75	108	97	73	71	89	78	94					761	761	1100	798	-37	339	69.2%
Fall Branch Elementary School			22	40	22	23	21	28	22	24	27					229	229	302	240	-11	73	75.8%
Grandview Elementary School	11	16	54	63	61	52	65	67	65	64	71					589	562	647	654	-65	58	91.0%
Gray Elementary School			51	60	62	52	49	53	44	64	55					490	490	690	524	-34	200	71.0%
Jonesborough Elementary School			73	83	77	89	87									409	409	508	452	-43	99	80.5%
Lamar Elementary School		1	24	40	44	31	37	42	42	49	45					355	354	582	414	-59	227	61.0%
Ridgeview Elementary School	7	20	70	75	58	86	100	72	83	70	76					717	690	668	743	-26	-49	107.3%
South Central Elementary School			18	23	19	13	14	16	28	27	34					192	192	345	206	-14	153	55.7%
Sulphur Springs Elementary School			35	28	35	32	30	34	37	39	39					309	309	539	322	-13	230	57.3%
West View Elementary School			21	31	40	25	42	36	46	45	48					334	334	604	360	-26	270	55.3%
MIDDLE SCHOOLS																						
Jonesborough Middle School								102	93	95	105					395	395	500	391	4	105	79.0%
HIGH SCHOOLS																						
Daniel Boone High School												281	314	313	322	1230	1230	1316	1171	59	86	93.5%
David Crockett High School												311	332	278	344	1265	1265	1512	1166	99	247	83.7%
TVLA												3	5	11	19	38	38		21	17	-38	
Asbury Optional & Midway included in Boone and Crockett numbers																						
University School			19	20	21	22	24	48	52	52	54	78	73	81	73	617	617		575	42		
Total Enrollment Numbers	**18**	**37**	**463**	**538**	**547**	**522**	**542**	**569**	**601**	**607**	**648**	**673**	**724**	**683**	**758**	7930	**7875**	**9313**	**8037**	**-65**	**1383**	**78.5%**
																7313						

PreK	69	55
K-3 Total	1988	2070
4-6 Total	1588	1712
7-8 Total	1149	1255
9-12 Total	2533	2838
	7327	7930

Updates:

Thursday the 17th. Demo will then move to DBHS and begin Monday. Anticipated delivery of new bleachers is in the first week of July.

BCE...Grinding of floors is complete. Bone dry product is down in the majority of areas. They have begun to lay tile and carpet tiles. Progress is as expected. Waiting on delivery of border tile which is expected Thursday the 17th.

DBHS... A galvanised 3 inch water line at the front of the school is stopping up due to rust inside the pipe. This pipe is overhead above the ceiling. I am waiting on a price from SB White on materials and labour to replace if they have time to work us in. There is approximately 80 Feet of pipe with numerous fittings involved.

BCMS Demo... The front wall of the school is about all that remains standing. The contractor is focused on hauling the majority of debris away before removing the front.

Lamar awnings... This little project has been going on longer than I expected. I am hoping the contractor comes and carries away the remaining frames. I was informed he has to secure permits from the state to transport them on a state road (too wide) . This seems to be a difficult process.

Portable buildings... Sulphur Springs buildings are split and wrapped for transport. Buyer is to be on site at Lamar to begin that process this weekend. I expect the buildings to be removed in early July.

Phillip Patrick

Service Categories

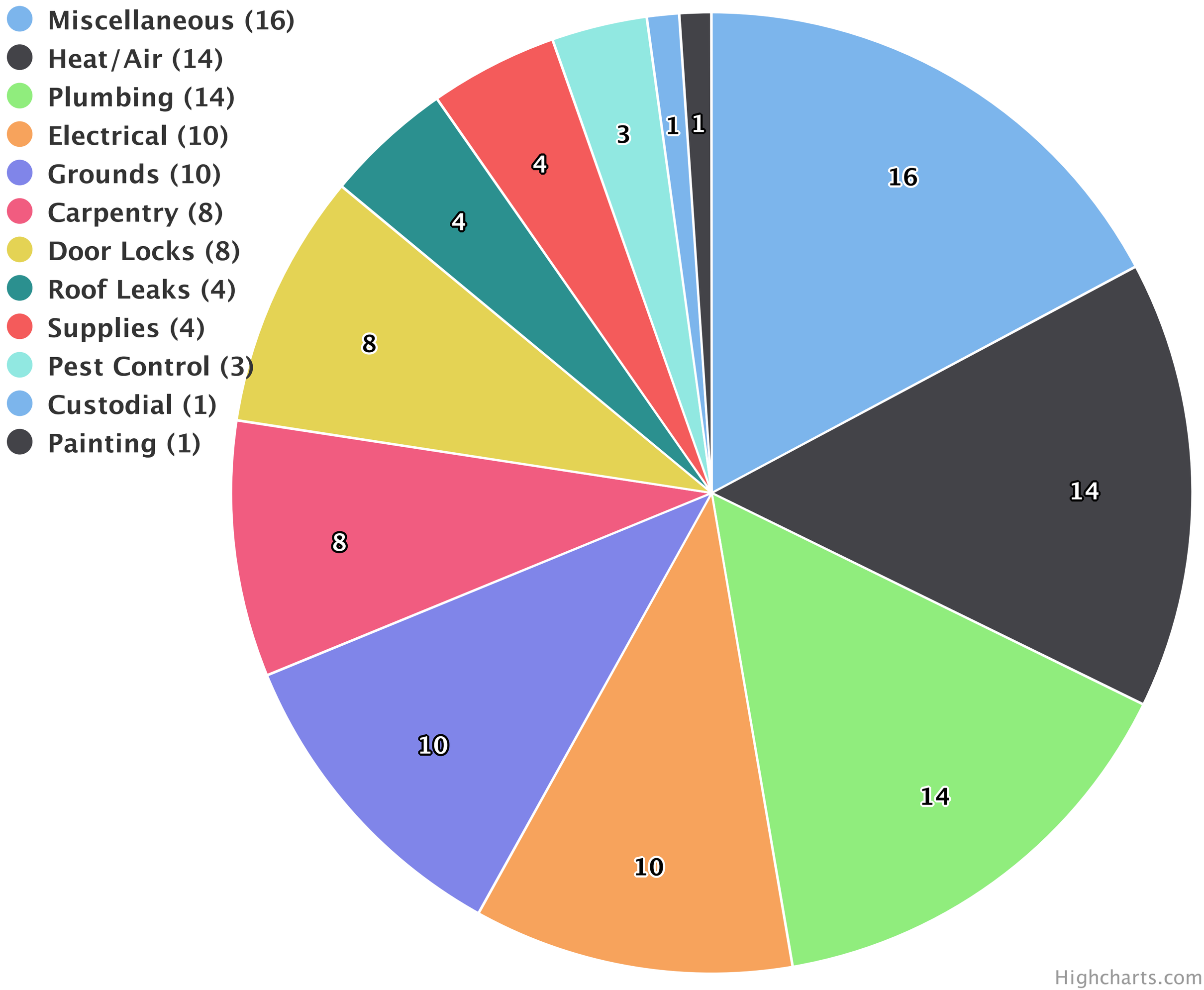

Highcharts.com

Bid Tabulation

Request for Proposal-Painting Exterior and Interior of DCHS ROTC Building

Washington County Department of Education

Bid Opening: 2:00 PM EST, Tuesday June 29, 2021

Gardner Paint		*Bidding Firm*		*Bidding Firm*		*Notes:*
Plan Detailing the preparation of project site; Scope of work includes surface preparation, priming, & painting of the existing metal siding, per my walkthrough. Surface preparation includes pressure washing to ensure an adequate surface for proper adhesion of paint.		*Plan Detailing the preparation of project site;*		*Plan Detailing the preparation of project site;*		
Patching of dings, dents and nail holes on wall board; Minor pathing of dents, dings, nail holes, ect. is included.		*Patching of dings, dents and nail holes on wall board;*		*Patching of dings, dents and nail holes on wall board;*		
Painting of all hollow metal frames and doors; Scope of work includes existing board walls and hollow metal door frames, per my walkthrough		*Painting of all hollow metal frames and doors;*		*Painting of all hollow metal frames and doors;*		
Estimated number of days for project completion once bid is awarded	*3 Weeks*	*Estimated number of days for project completion once bid is awarded*		*Estimated number of days for project completion once bid is awarded*		
Total Bid: $17,635						

Recommend Bid for approval.

6-29-2021

Educator Preparation Provider/ Local Education Agency State-Recognized Partnership Agreement

Educator Preparation Provider (EPP)	Western Governors University

Local Education Agency (LEA)	Washington County Schools

Term of Agreement	1 January 2021 – 31 December 2021

EPP Contact/Designee	
Name: Laurel Wood	**Title: Sr. Placement Coordinator**
Email Address: fieldplacement@wgu.edu	**Phone Number: 385-428-7812**

LEA Contact/Designee	
Name: Cindy Hayes	**Title: Assistant Director of Schools, Elementary Education**
Email: hayesc@wcde.org	**Phone Number: 423-753-1100**

Other Key Staff	
Name: Terry Miller **Title: Project Manager**	**Name:** **Title**
Name: **Title**	**Name:** **Title:**

Certification (signatures verify partnership)		
EPP Head Administrator	**Name: Terry Miller**	**Date:** Jan 12, 2021
	Title: **Project Manager, Field Experience Outreach, Teachers College**	
	Signature: Terry Miller (Jan 12, 2021 17:24 MST)	
LEA Director of Schools	**Name:**	**Date:**
	Title:	
	Signature:	

Educator Preparation Provider/ Local Education Agency State-Recognized Partnership Agreement

Prompt 1: Identify the collaboratively-developed **recruitment and selection strategies and goals**. **(500 words)**

General Candidate Selection and Support

Educator candidates are admitted to WGU followed by formal admission to the TC and the educator preparation program. During the program candidates receive guidance and support to ensure professional success after graduation.

WGU General Admission Requirements

WGU focuses on student success by identifying students who are most likely to thrive in WGU's learning environment. To be admitted into WGU undergraduate programs applicants must:

- Have earned a high school diploma or GED
- Submit official transcripts of all prior academic work completed at community colleges, colleges, or universities attended.
- Meet any program-specific admissions requirements (see below).
- Interview with a WGU Enrollment Counselor to determine "fit" with WGU's expectations

WGU general admission requirements and policies appear on the website at www.wgu.edu/admissions/requirements. Candidate Recruitment, Selection, and Monitoring, provides a synopsis of this admission process. WGU uses a three-part screening strategy to ensure that admitted students have a higher likelihood of success in the WGU learning environment. This assessment is required for any applicant to the TC who does not submit a transcript verifying completion of at least an associate degree. In addition, to guide the admission of students into its programs, WGU employs a predictive admissions model to assess the likelihood of success for each student, based primarily on their prior academic experience in conjunction with the results of the readiness assessment.

TC Formal Program Admission

Students are accepted into TC programs upon successful completion of basic skills and content exams, background check, dispositional assessment, and competencies in program-specific courses. Formal admission into the program provides access to the Preclinical Experience (PCE). In preparation for DT, candidates complete PCE designed to introduce them to the classroom through a series of activities, including observations and lesson planning.

See agreement below for further information

Educator Preparation Provider/ Local Education Agency State-Recognized Partnership Agreement

Prompt 2: Identify how entities will collaborate to **select, prepare, evaluate, support, and retain high-quality clinical educators**, both provider and school-based, who demonstrate a positive impact on candidates' development and pre-K-12 learning and development. **(500 words)**

Clinical educators support teacher candidates throughout clinical experiences and play key roles in the quality of the experience. WGU has collaborated with the school district to implement processes for the selection, training, and support of clinical educators.

Selection

Clinical educators provide regular, detailed feedback to candidates during the clinical experience: Clinical Supervisors (CSs), hired by WGU, and Host Teachers (HTs), selected by the school district, based upon qualifications from Tennessee Educator Preparation Policy 5.504, WGU and the school district.

The CS serves as advisor, observer, and assessor throughout the candidate's experience. The CS must meet the following qualifications:

- Master's degree in education preferred, minimum of a bachelor's degree in education
- 5-years of teaching and/or education administration experience
- Knowledgeable in current teaching strategies
- Comfortable in using technology to enhance teaching
- Comfortable with virtual settings

The HT is the cooperating teacher in the school who hosts the candidate.

WGU additional qualifications:

- 5-years of experience preferred
- Models WGU ethical considerations
- Demonstrated competence with technology

Training

WGU provides training for clinical educators. The Teacher Success Team (TS) conducts training, tracks completion of training, and creates all support resources.

Clinical Supervisors. Must attend orientation prior to each cohort, which provides training information, expectations, and informs when and where to go for support.

Host Teachers. WGU provides training and support to effectively guide, collaborate, and support the teacher candidate. Prior to the clinical experience, a welcome email is sent including a links to the Host Teacher Training Webinar, the Online Host Teacher Folder, and the Host Teacher Training and Support Site.

Support Resources

TS maintains support sites for CSs and HTs that serve as resources after orientation and houses all training materials. They contain all information CS's and HT's need to complete their duties, including policies, procedures, and expectations concerning CS and HT quality and job duties; support for our candidates; how to work with adult learners; pacing during demonstration teaching, etc.

TS implemented outreach programs for CSs and HTs to increase communication, training, support, and to help build a sense of community. Emails are sent to provide just-in time support throughout the cohort. These short but impactful outreach efforts include updates, timely reminders, tips, and trainings to assist the CS/HT continue to support candidates, and inspirational stories about our students.

Evaluation and Retention

The WGU Clinical Partner Survey provides a 360-degree evaluation of how well Teachers College programs prepare and support candidates during demonstration teaching. Perspectives from the HT, CS, principals, and candidates provide evidence of the quality of candidate performance, program preparation, and support mechanisms during demonstration teaching. Individual feedback will be shared with the appropriate clinical educators.

See agreement below for further information

Educator Preparation Provider/ Local Education Agency State-Recognized Partnership Agreement

STUDENT TEACHING LETTER OF AGREEMENT

Tier 1: Primary Partner

This Student Teaching Letter of Agreement (Agreement) is made between Western Governors University, a Utah nonprofit corporation (WGU), and the District. The terms and conditions set forth in this Agreement shall take effect and bind the parties upon District's acceptance of a WGU Teacher Candidate for Field Experience. (Alternatively, if a different agreement is desired, or if a signed agreement is needed please contact WGU as described at the end of this Agreement.)

Thank you for working with Western Governors University (WGU) for the placement of student teachers. Our goal is to establish a relationship of collaboration that benefits your district/school and WGU Teacher Candidates, and that allows us to work together for continuous improvement. We look forward to working together for the benefit of your future educators.

WGU is regionally accredited by the Northwest Commission on Colleges and Universities (NWCCU), and the WGU Teacher Education programs are further accredited by the Council for the Accreditation of Educator Preparation (CAEP) and the Association for Advancing Quality in Educator Preparation (AAQEP). WGU represents that each Teacher Candidate assigned to the District for Student Teaching is validly enrolled in an approved WGU credentialing program and meets the District's background requirements.

A. Mutual Expectations

A Primary Partner is a district/school where WGU places Teacher Candidates for a Field Experience with Cooperating Teachers, with an aim to co-construct a mutually beneficial arrangement for clinical preparation and the continuous improvement of Teacher Candidates, and to share accountability for Teacher Candidate outcomes. The school administrator and Cooperating Teacher will have the opportunity to provide critical feedback to inform program improvement through surveys at the end of each cohort.

B. Definitions

For the purposes of this Agreement, capitalized terms will have the following meanings:

- Teacher Candidate refers to a student enrolled in a WGU program leading to an education credential.
- Cooperating Teacher (or host teacher) refers to a District employee who is the teacher-of-record in the classroom where the Teacher Candidate is assigned. A Cooperating Teacher may or may not be a Clinical Supervisor.
- Clinical Supervisor refers to a present or former employee of District, retired educator, or any other individual meeting the criteria of "supervisor" established by WGU for this position, and engaged by WGU or District, to supervise a Teacher Candidate's progress during a minimum of six observations. WGU shall be responsible for the selection, assignment, training, and compensation of Clinical Supervisors. WGU welcomes nominations of Clinical Supervisors by the District/school.
- Preclinical Experience refers to the active participation by a Teacher Candidate in a wide range of in-classroom experiences in order to develop the skills and confidence necessary to be an effective teacher and prepare for Student Teaching. Students reflect on and document at least 75 hours of in-classroom observations (15 hours of which must involve direct engagement with students in a classroom) leading up to Student Teaching.
- Student Teaching (or demonstration teaching) refers to the greater of the WGU full-time and continuous requirement of 12 weeks (16 weeks for special education) or the State's and/or District's minimum requirement for Student Teaching. Student Teaching shall satisfy all applicable WGU and State requirements.
- Field Experience refers collectively to the Preclinical Experience and Student Teaching.

C. Cooperating Teacher Standards

District, with the input of WGU, will provide the Teacher Candidate with a Student Teaching assignment in a school and classes of District under the direct supervision and instruction of a Cooperating Teacher that meets the following minimum requirements:

- Holds a teaching credential or license for the subject area and/or grade level being taught;
- Has a minimum of three years of teaching experience, five years preferred, with two or more years teaching in the placement school and/or District, and have strong evaluations;
- Evidence of positive impact on student learning in the classroom as demonstrated by ratings at or above effective when a state, district, or school provides such ratings;
- Successfully and with positive impact mentored student teachers, colleagues, and/or other adults;
- Competently uses technology for communicating via email and completing online evaluation forms; and
- Consistently models the dispositions and ethical considerations expected of WGU Teacher Candidates:
    - Caring and considerate
    - Affirming of diversity and cross-culturally competent
    - Reflective practitioner
    - Equitable and fair
    - Committed to the belief that all students can learn
    - Collaborative
    - Technologically proficient
    - Professional leadership

D. WGU Responsibilities

WGU will:

- Select qualified Teacher Candidates who have been prepared with the appropriate educational background, knowledge, skills, and professional disposition to participate in Field Experience.
- Pay an honorarium per Teacher Candidate, either directly to the Cooperating Teacher or to the District, for the Cooperating Teacher's services. The Cooperating Teacher may also receive professional development hours connected to the successful completion of WGU Cooperating Teacher training.
- Require Teacher Candidates to have completed a background check acceptable to District prior to participating in Field Experience activities.
- Provide opportunities for feedback regarding improvement of WGU Teacher Candidate preparation.
- Provide professional development training to Cooperating Teachers regarding WGU processes and procedures.
- Maintain an online site for support, resources, and training for Cooperating Teachers.
- Facilitate a cohort seminar in which Teacher Candidates will participate with a community of peers to receive support during Student Teaching and the final performance assessment.

E. District Responsibilities

District, or school administrator, will:

- Nominate one or more qualified Cooperating Teacher(s) by providing a completed copy of the Student Teacher Acceptance Form to the WGU Field Placement Team.
- Allow the Clinical Supervisor access to the host school and classroom for the specific purpose of observing Teacher Candidates.
- Provide Teacher Candidates with any District policies and procedures to which they are expected to adhere to during the Field Experience and while on District premises.
- Through the involvement of the Cooperating Teacher, participate with the Clinical Supervisor and Teacher Candidates in two evaluations: one mid-way through Student Teaching, and a Final

Evaluation at the end of Student Teaching. WGU shall be responsible for the format of the evaluations.

- Provide Teacher Candidates opportunities to observe, assist, tutor, instruct, implement effective teaching strategies, and conduct research, as appropriate, during the Field Experience.
- Provide, when possible, opportunities for Teacher Candidates to use technology to enhance student learning and monitor student progress and growth.
- Provide, when possible, opportunities for Teacher Candidates to experience working with diverse student populations including English Language Learners and Students with Exceptional Learning Needs.
- Encourage Cooperating Teachers to participate in WGU's training, held for each cohort (Fall or Spring) when a new Teacher Candidate is assigned, to understand WGU's policies, processes, procedures, and how to mentor adult learners.
- Encourage administrators and Cooperating Teachers to participate in WGU's Feedback Surveys (offered at the end of the Spring and Fall Cohorts) to report on Teacher Candidate quality and preparation and to provide program feedback to WGU for continuous improvement.

F. Additional Terms

- **Designation of Representative**. Each party shall designate a representative to serve as a point of contact between the parties for communication and coordination of Student Teaching.
- **Education Records**.
  - District acknowledges that the education records of assigned Teacher Candidates are protected by the Family Educational Rights and Privacy Act (FERPA), and agrees to comply with FERPA and limit access to those employees or agents with a need to know. Pursuant to FERPA, and for the purposes of this Agreement, WGU hereby designates District as a "school official" with a legitimate educational interest in such records.
  - WGU shall instruct Teacher Candidates of the necessity of maintaining the confidentiality of all District student records. District shall not grant Teacher Candidates or WGU employees access to individually identifiable student information unless the affected student's parent or guardian has first given written consent using a form approved by District that complies with FERPA and other applicable law.
- **Video Recordings.**

  During Student Teaching, Teacher Candidates complete a teacher performance assessment, which measures Teacher Candidate readiness to teach. A teacher performance assessment is designed for Teacher Candidates to submit real artifacts—lesson plans, video, and student work samples—to show the authenticity of the local teaching context and the way the Teacher Candidates respond to students when teaching in a real setting. In order to collect artifacts required for a teacher performance assessment, Teacher Candidates may be required to submit video recordings of themselves teaching in the classroom.

  Additionally, recordings provide WGU an avenue to evaluate the performance of Teacher Candidates, and the Teacher Candidates with opportunities to evaluate themselves, reflect, and improve their instruction.

  WGU provides the following guidelines to Teacher Candidates. District understands that Teacher Candidates are not employees or agents of WGU and that any further precautions regarding the privacy of the District's students should be agreed directly between the District and Teacher Candidates.

  Teacher Candidate Guidelines
  - Secure appropriate permission from the parents/guardians of your students and from adults who appear in the video recording.
  - To protect confidentiality, remove your name and use pseudonyms or general references (e.g., "the district") for your state, school, district, and cooperating teacher. Mask or remove all names on any typed or written material (e.g., commentaries, lesson plans, student work samples) that could identify individuals or educator preparation programs. During video recording, use only the first names of students.

- You must follow appropriate protocol to submit recordings to WGU.
- You may not display the video publicly (i.e., personal websites, YouTube, Facebook).
- You may not use any part of the recordings for any personal or professional purposes outside of performance evaluation.
- You must destroy all video recordings once the evaluation is complete.

- **Right to Accept or Terminate a Placement**. District may refuse to accept for placement, or may terminate the placement, of any Teacher Candidate based upon its good faith determination that the Teacher Candidate is not meeting performance standards or is otherwise deemed unacceptable to District. In such cases, District shall notify WGU in writing and shall state the reasons for such decision.
- **WGU Insurance**. WGU warrants and represents that it provides and maintains general liability insurance with limits of at least $1,000,000 per occurrence and $2,000,000 annual aggregate and, upon District's request, shall provide a certificate of insurance as evidence of coverage. WGU shall maintain, at its sole expense, workers' compensation insurance as required by law.
- **Professional Liability Insurance**. Teacher Candidates will be responsible for procuring and maintaining, at their own expense, professional liability insurance for the duration of the Field Experience with minimum limits of either: (i) $1,000,000 per occurrence and $3,000,000 annual aggregate, or (ii) $2,000,000 per occurrence and $2,000,000 annual aggregate.
- **Status of Parties**. Nothing in this Agreement is intended to or shall be construed to constitute an agency, employer/employee, partnership, or fiduciary relationship between the parties.
- **Non-Discrimination**. Both parties agree to fully comply with all applicable non-discrimination laws of District's state and municipality, and of the United States. Both parties will accept, assign, supervise and evaluate qualified Teacher Candidates regardless of race, sex, sexual orientation, creed, national origin, age, disability, veteran status, or any other basis protected by law.
- **Entire Agreement**. This Agreement represents the entire understanding between the parties and supersedes all prior oral or written agreements, and no modification shall be valid unless in writing and signed by both parties. No Teacher Candidate or other third party shall be a beneficiary of, or have any right to enforce the terms of this Agreement.

This Agreement is effective as indicated above.

David Crockett

SURPLUS

Frame machine-S21 with accessory board



Air compressor

Sand blaster (1980’s) - operable but needs gloves

Paint Booth





VIN	Make	Model	Year	Drive Type
1HGCB7542LA137873	HONDA	Accord	1990	-

Style/Body	Engine	Manufactured in	Age
4-door sedan, hardtop	2.2L	MARYSVILLE, OHIO, UNITED STATES (USA)	31 years

NISSAN (No VIN#)

1988 CHEVROLET NOVA

VIN	Make	Model	Year	Drive Type
1G1ZD5EB1A4149636	**CHEVROLET**	**Malibu**	**2010**	**-**

Style/Body	Engine	Manufactured in	Age
4-door sedan, hardtop	**2.4L**	**ORION, MICHIGAN, UNITED STATES (USA)**	**11 years**



VIN	Make	Model	Year	Drive Type
1N4AL11D92C275148	**NISSAN**	**Altima**	**2002**	**-**

Style/Body	Engine	Manufactured in	Age
4-door sedan, hardtop	**2.5L**	**SMYRNA, TENNESSEE, UNITED STATES (USA)**	**19 years**

Daniel Boone

SURPLUS

Grinder- switch broken

Drill press (inoperable)

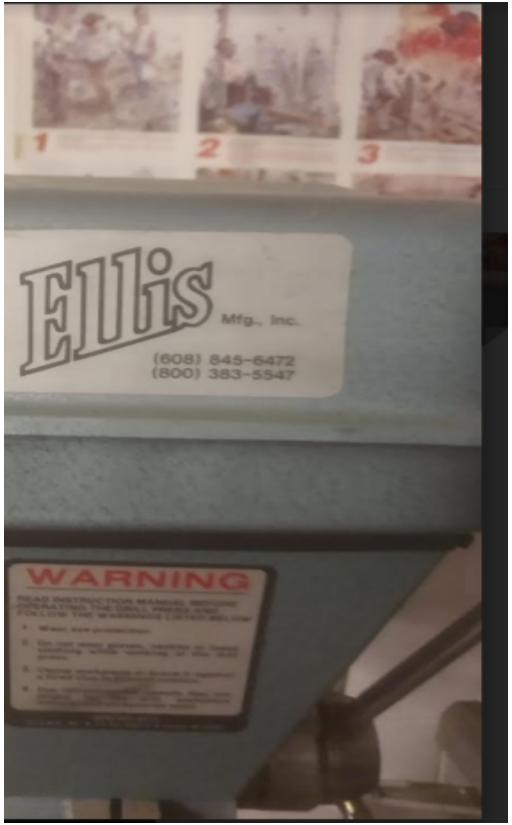

ARC Welder - 4 total

Welder

AMPERAGE
75
110
30
150
12
175
AC
TIG
DC
STICK
LINCOLN
ELECTRIC
SQUARE WAVE TIG 175

Welder

WIRE FEED SPEED
VOLTS
FEATURES that TOP the Competition!
LINCOLN ELECTRIC
POWER

Welder

WIRE FEED SPEED
VOLTS
FEATURES that TOP the Competition!
LINCOLN ELECTRIC
POWER

CNC

CNC

PLASMA CUTTER

WASHINGTON COUNTY BOARD OF EDUCATION

CERTIFIED SALARY SCHEDULE

2021-2022 with 4%

Years	B.S.	BS+10	BS+20	M.A.	MA+10	MA+20	MA+30	MA+40	EDS	MA + 50	MA + 60	ED D
0	39,273	39,900	40,465	44,344	44,344	44,344	46,190	46,758	46,991	47,322	47,886	51,383
1	40,983	41,611	42,176	45,407	45,407	45,539	48,073	48,638	48,847	49,202	49,829	53,309
2	41,189	41,818	42,382	45,613	45,613	45,870	48,405	48,971	49,179	49,537	50,226	53,703
3	41,409	42,037	42,604	45,835	45,835	46,216	48,750	49,317	49,523	49,881	50,633	54,118
4	41,903	42,531	43,094	46,326	46,341	46,906	49,400	49,967	50,208	50,531	51,346	54,922
5	41,949	42,575	43,142	46,550	47,114	47,680	50,195	50,760	50,930	51,324	52,203	55,688
6	44,926	45,551	46,117	50,656	51,220	51,786	54,302	54,865	55,035	55,431	56,310	59,793
7	44,926	45,551	46,117	50,656	51,220	51,786	54,302	54,865	55,035	55,431	56,310	59,793
8	44,926	45,551	46,117	50,656	51,220	51,786	54,302	54,865	55,035	55,431	56,310	59,793
9	44,926	45,551	46,117	50,656	51,220	51,786	54,302	54,865	55,035	55,431	56,310	59,793
10	44,926	45,551	46,117	50,656	51,220	51,786	54,302	54,865	55,035	55,431	56,310	59,819
11	48,782	49,407	49,975	55,039	55,605	56,171	58,686	59,249	59,420	59,816	60,695	64,203
12	48,782	49,407	49,975	55,039	55,605	56,171	58,686	59,249	59,420	59,816	60,695	64,203
13	48,782	49,407	49,975	55,039	55,605	56,171	58,686	59,249	59,420	59,816	60,695	64,203
14	48,782	49,407	49,975	55,039	55,605	56,171	58,686	59,249	59,420	59,816	60,695	64,203
15	48,782	49,407	49,975	55,039	55,605	56,171	58,686	59,249	59,420	59,816	60,695	64,203
16	48,782	49,407	49,975	55,039	55,605	56,171	58,686	59,249	59,420	59,816	60,764	64,305
17	48,782	49,407	49,975	55,039	55,605	56,171	58,686	59,249	59,420	59,816	61,178	64,728
18	48,782	49,407	49,975	55,103	55,669	56,234	58,750	59,313	59,543	59,878	61,574	65,124
19	48,782	49,407	49,975	55,450	56,015	56,581	59,103	59,667	59,895	60,230	61,988	65,536
20	48,902	49,530	50,096	55,783	56,348	56,912	59,432	59,998	60,227	60,565	62,386	65,934
21	49,111	49,737	50,302	56,114	56,680	57,246	59,767	60,332	60,560	60,896	62,779	66,328
22	49,318	49,944	50,509	56,446	57,013	57,577	60,100	60,665	60,894	61,230	63,173	66,723
23	49,522	50,150	50,717	56,781	57,345	57,910	60,431	60,996	61,228	61,561	63,569	67,120
24	49,730	50,358	50,924	57,113	57,679	58,243	60,765	61,328	61,558	61,894	63,967	67,515
25	49,938	50,565	51,131	57,445	58,011	58,576	61,099	61,661	61,891	62,227	64,360	67,911

Support Salary Schedule
2021-2022

Inst. Asst. (without cert.)					
Years	**INDEX**	**RATE**	**Hrs. per day**	**Days per yr.**	**Annual**
0	Base	$ 9.73	7.5	185	$ 13,500
1	1.0100	$ 9.83	7.5	185	$ 13,639
2	1.0200	$ 9.93	7.5	185	$ 13,778
3	1.0300	$ 10.03	7.5	185	$ 13,917
4	1.0400	$ 10.12	7.5	185	$ 14,042
5	1.0500	$ 10.22	7.5	185	$ 14,180
6	1.0600	$ 10.32	7.5	185	$ 14,319
7	1.0700	$ 10.42	7.5	185	$ 14,458
8	1.0800	$ 10.51	7.5	185	$ 14,583
9	1.0900	$ 10.61	7.5	185	$ 14,721
10	1.1000	$ 10.71	7.5	185	$ 14,860
11	1.1100	$ 10.81	7.5	185	$ 14,999
12	1.1200	$ 10.90	7.5	185	$ 15,124
13	1.1300	$ 11.00	7.5	185	$ 15,263
14	1.1400	$ 11.10	7.5	185	$ 15,401
15	1.1500	$ 11.19	7.5	185	$ 15,526
16	1.1600	$ 11.29	7.5	185	$ 15,665
17	1.1700	$ 11.39	7.5	185	$ 15,804
18	1.1800	$ 11.49	7.5	185	$ 15,942
19	1.1900	$ 11.58	7.5	185	$ 16,067
20	1.2000	$ 11.68	7.5	185	$ 16,206
21	1.2100	$ 11.78	7.5	185	$ 16,345
22	1.2200	$ 11.88	7.5	185	$ 16,484
23	1.2300	$ 11.97	7.5	185	$ 16,608
24	1.2400	$ 12.07	7.5	185	$ 16,747
25	1.2500	$ 12.17	7.5	185	$ 16,886

Inst. Asst. (with cert.)					
Years	**INDEX**	**RATE**	**Hrs. per day**	**Days per yr.**	**Annual**
0	Base	$ 10.79	7.5	185	$ 14,971
1	1.0100	$ 10.90	7.5	185	$ 15,124
2	1.0200	$ 11.01	7.5	185	$ 15,276
3	1.0300	$ 11.12	7.5	185	$ 15,429
4	1.0400	$ 11.23	7.5	185	$ 15,582
5	1.0500	$ 11.33	7.5	185	$ 15,720
6	1.0600	$ 11.44	7.5	185	$ 15,873
7	1.0700	$ 11.55	7.5	185	$ 16,026
8	1.0800	$ 11.66	7.5	185	$ 16,178
9	1.0900	$ 11.77	7.5	185	$ 16,331
10	1.1000	$ 11.87	7.5	185	$ 16,470
11	1.1100	$ 11.98	7.5	185	$ 16,622
12	1.1200	$ 12.09	7.5	185	$ 16,775
13	1.1300	$ 12.20	7.5	185	$ 16,928
14	1.1400	$ 12.31	7.5	185	$ 17,080
15	1.1500	$ 12.41	7.5	185	$ 17,219
16	1.1600	$ 12.52	7.5	185	$ 17,372
17	1.1700	$ 12.63	7.5	185	$ 17,524
18	1.1800	$ 12.74	7.5	185	$ 17,677
19	1.1900	$ 12.85	7.5	185	$ 17,829
20	1.2000	$ 12.95	7.5	185	$ 17,968
21	1.2100	$ 13.06	7.5	185	$ 18,121
22	1.2200	$ 13.17	7.5	185	$ 18,273
23	1.2300	$ 13.28	7.5	185	$ 18,426
24	1.2400	$ 13.38	7.5	185	$ 18,565
25	1.2500	$ 13.49	7.5	185	$ 18,717

Support Salary Schedule
2021-2022

Inst. Asst.	SPED (without cert.)				
Years	INDEX	RATE	Hrs. per day	Days per yr.	Annual
0	Base	$ 10.21	7.5	185	$ 14,166
1	1.0100	$ 10.32	7.5	185	$ 14,319
2	1.0200	$ 10.42	7.5	185	$ 14,458
3	1.0300	$ 10.52	7.5	185	$ 14,597
4	1.0400	$ 10.62	7.5	185	$ 14,735
5	1.0500	$ 10.73	7.5	185	$ 14,888
6	1.0600	$ 10.83	7.5	185	$ 15,027
7	1.0700	$ 10.93	7.5	185	$ 15,165
8	1.0800	$ 11.03	7.5	185	$ 15,304
9	1.0900	$ 11.13	7.5	185	$ 15,443
10	1.1000	$ 11.24	7.5	185	$ 15,596
11	1.1100	$ 11.34	7.5	185	$ 15,734
12	1.1200	$ 11.44	7.5	185	$ 15,873
13	1.1300	$ 11.54	7.5	185	$ 16,012
14	1.1400	$ 11.64	7.5	185	$ 16,151
15	1.1500	$ 11.75	7.5	185	$ 16,303
16	1.1600	$ 11.85	7.5	185	$ 16,442
17	1.1700	$ 11.95	7.5	185	$ 16,581
18	1.1800	$ 12.05	7.5	185	$ 16,719
19	1.1900	$ 12.15	7.5	185	$ 16,858
20	1.2000	$ 12.26	7.5	185	$ 17,011
21	1.2100	$ 12.36	7.5	185	$ 17,150
22	1.2200	$ 12.46	7.5	185	$ 17,288
23	1.2300	$ 12.56	7.5	185	$ 17,427
24	1.2400	$ 12.67	7.5	185	$ 17,580
25	1.2500	$ 12.77	7.5	185	$ 17,718

Inst. Asst.	SPED (with cert.)				
Years	INDEX	RATE	Hrs. per day	Days per yr.	Annual
0	Base	$ 11.32	7.5	185	$ 15,707
1	1.0100	$ 11.44	7.5	185	$ 15,873
2	1.0200	$ 11.55	7.5	185	$ 16,026
3	1.0300	$ 11.66	7.5	185	$ 16,178
4	1.0400	$ 11.78	7.5	185	$ 16,345
5	1.0500	$ 11.89	7.5	185	$ 16,497
6	1.0600	$ 12.00	7.5	185	$ 16,650
7	1.0700	$ 12.12	7.5	185	$ 16,817
8	1.0800	$ 12.23	7.5	185	$ 16,969
9	1.0900	$ 12.34	7.5	185	$ 17,122
10	1.1000	$ 12.46	7.5	185	$ 17,288
11	1.1100	$ 12.57	7.5	185	$ 17,441
12	1.1200	$ 12.68	7.5	185	$ 17,594
13	1.1300	$ 12.80	7.5	185	$ 17,760
14	1.1400	$ 12.91	7.5	185	$ 17,913
15	1.1500	$ 13.02	7.5	185	$ 18,065
16	1.1600	$ 13.14	7.5	185	$ 18,232
17	1.1700	$ 13.25	7.5	185	$ 18,384
18	1.1800	$ 13.36	7.5	185	$ 18,537
19	1.1900	$ 13.48	7.5	185	$ 18,704
20	1.2000	$ 13.59	7.5	185	$ 18,856
21	1.2100	$ 13.70	7.5	185	$ 19,009
22	1.2200	$ 13.82	7.5	185	$ 19,175
23	1.2300	$ 13.93	7.5	185	$ 19,328
24	1.2400	$ 14.04	7.5	185	$ 19,481
25	1.2500	$ 14.15	7.5	185	$ 19,633

Support Salary Schedule
2021-2022

Inst. Asst. Office Assistant (without cert.)					
Years	**INDEX**	**RATE**	**Hrs. per day**	**Days per yr.**	**Annual**
0	Base	$ 10.57	7.5	185	$ 14,666
1	1.0100	$ 10.68	7.5	185	$ 14,819
2	1.0200	$ 10.79	7.5	185	$ 14,971
3	1.0300	$ 10.89	7.5	185	$ 15,110
4	1.0400	$ 11.00	7.5	185	$ 15,263
5	1.0500	$ 11.10	7.5	185	$ 15,401
6	1.0600	$ 11.21	7.5	185	$ 15,554
7	1.0700	$ 11.31	7.5	185	$ 15,693
8	1.0800	$ 11.42	7.5	185	$ 15,845
9	1.0900	$ 11.53	7.5	185	$ 15,998
10	1.1000	$ 11.63	7.5	185	$ 16,137
11	1.1100	$ 11.74	7.5	185	$ 16,289
12	1.1200	$ 11.84	7.5	185	$ 16,428
13	1.1300	$ 11.95	7.5	185	$ 16,581
14	1.1400	$ 12.05	7.5	185	$ 16,719
15	1.1500	$ 12.16	7.5	185	$ 16,872
16	1.1600	$ 12.27	7.5	185	$ 17,025
17	1.1700	$ 12.37	7.5	185	$ 17,163
18	1.1800	$ 12.48	7.5	185	$ 17,316
19	1.1900	$ 12.58	7.5	185	$ 17,455
20	1.2000	$ 12.69	7.5	185	$ 17,607
21	1.2100	$ 12.79	7.5	185	$ 17,746
22	1.2200	$ 12.90	7.5	185	$ 17,899
23	1.2300	$ 13.01	7.5	185	$ 18,051
24	1.2400	$ 13.11	7.5	185	$ 18,190
25	1.2500	$ 13.22	7.5	185	$ 18,343

Inst. Asst. Office Assistant with 4 yr degree					
Years	**INDEX**	**RATE**	**Hrs. per day**	**Days per yr.**	**Annual**
0	Base	$ 11.62	7.5	185	$ 16,123
1	1.0100	$ 11.74	7.5	185	$ 16,289
2	1.0200	$ 11.86	7.5	185	$ 16,456
3	1.0300	$ 11.97	7.5	185	$ 16,608
4	1.0400	$ 12.09	7.5	185	$ 16,775
5	1.0500	$ 12.21	7.5	185	$ 16,941
6	1.0600	$ 12.32	7.5	185	$ 17,094
7	1.0700	$ 12.44	7.5	185	$ 17,261
8	1.0800	$ 12.55	7.5	185	$ 17,413
9	1.0900	$ 12.67	7.5	185	$ 17,580
10	1.1000	$ 12.79	7.5	185	$ 17,746
11	1.1100	$ 12.90	7.5	185	$ 17,899
12	1.1200	$ 13.02	7.5	185	$ 18,065
13	1.1300	$ 13.14	7.5	185	$ 18,232
14	1.1400	$ 13.25	7.5	185	$ 18,384
15	1.1500	$ 13.37	7.5	185	$ 18,551
16	1.1600	$ 13.48	7.5	185	$ 18,704
17	1.1700	$ 13.60	7.5	185	$ 18,870
18	1.1800	$ 13.72	7.5	185	$ 19,037
19	1.1900	$ 13.83	7.5	185	$ 19,189
20	1.2000	$ 13.95	7.5	185	$ 19,356
21	1.2100	$ 14.07	7.5	185	$ 19,522
22	1.2200	$ 14.18	7.5	185	$ 19,675
23	1.2300	$ 14.30	7.5	185	$ 19,841
24	1.2400	$ 14.41	7.5	185	$ 19,994
25	1.2500	$ 14.53	7.5	185	$ 20,160

Support Salary Schedule
2021-2022

Special Inst. Asst.					
Years	INDEX	RATE	Hrs. per day	Days per yr.	Annual
0	Base	$ 14.27	7.5	185	$ 19,800
1	1.0100	$ 14.42	7.5	185	$ 20,008
2	1.0200	$ 14.56	7.5	185	$ 20,202
3	1.0300	$ 14.70	7.5	185	$ 20,396
4	1.0400	$ 14.85	7.5	185	$ 20,604
5	1.0500	$ 14.99	7.5	185	$ 20,799
6	1.0600	$ 15.13	7.5	185	$ 20,993
7	1.0700	$ 15.27	7.5	185	$ 21,187
8	1.0800	$ 15.42	7.5	185	$ 21,395
9	1.0900	$ 15.56	7.5	185	$ 21,590
10	1.1000	$ 15.70	7.5	185	$ 21,784
11	1.1100	$ 15.84	7.5	185	$ 21,978
12	1.1200	$ 15.99	7.5	185	$ 22,186
13	1.1300	$ 16.13	7.5	185	$ 22,380
14	1.1400	$ 16.27	7.5	185	$ 22,575
15	1.1500	$ 16.42	7.5	185	$ 22,783
16	1.1600	$ 16.56	7.5	185	$ 22,977
17	1.1700	$ 16.70	7.5	185	$ 23,171
18	1.1800	$ 16.84	7.5	185	$ 23,366
19	1.1900	$ 16.99	7.5	185	$ 23,574
20	1.2000	$ 17.13	7.5	185	$ 23,768
21	1.2100	$ 17.27	7.5	185	$ 23,962
22	1.2200	$ 17.41	7.5	185	$ 24,156
23	1.2300	$ 17.56	7.5	185	$ 24,365
24	1.2400	$ 17.70	7.5	185	$ 24,559
25	1.2500	$ 17.84	7.5	185	$ 24,753

Support Salary Schedule
2021-2022

LPN, 0-300 Students					
Years	INDEX	RATE	Hrs. per day	Days per yr.	Annual
0	Base	$ 14.63	7.5	185	$ 20,299
1	1.0100	$ 14.78	7.5	185	$ 20,507
2	1.0200	$ 14.93	7.5	185	$ 20,715
3	1.0300	$ 15.07	7.5	185	$ 20,910
4	1.0400	$ 15.22	7.5	185	$ 21,118
5	1.0500	$ 15.37	7.5	185	$ 21,326
6	1.0600	$ 15.51	7.5	185	$ 21,520
7	1.0700	$ 15.66	7.5	185	$ 21,728
8	1.0800	$ 15.81	7.5	185	$ 21,936
9	1.0900	$ 15.95	7.5	185	$ 22,131
10	1.1000	$ 16.10	7.5	185	$ 22,339
11	1.1100	$ 16.24	7.5	185	$ 22,533
12	1.1200	$ 16.39	7.5	185	$ 22,741
13	1.1300	$ 16.54	7.5	185	$ 22,949
14	1.1400	$ 16.68	7.5	185	$ 23,144
15	1.1500	$ 16.83	7.5	185	$ 23,352
16	1.1600	$ 16.98	7.5	185	$ 23,560
17	1.1700	$ 17.12	7.5	185	$ 23,754
18	1.1800	$ 17.27	7.5	185	$ 23,962
19	1.1900	$ 17.41	7.5	185	$ 24,156
20	1.2000	$ 17.56	7.5	185	$ 24,365
21	1.2100	$ 17.71	7.5	185	$ 24,573
22	1.2200	$ 17.85	7.5	185	$ 24,767
23	1.2300	$ 18.00	7.5	185	$ 24,975
24	1.2400	$ 18.15	7.5	185	$ 25,183
25	1.2500	$ 18.29	7.5	185	$ 25,377

LPN, 301-600 Students					
Years	INDEX	RATE	Hrs. per day	Days per yr.	Annual
0	Base	$ 15.05	7.5	185	$ 20,882
1	1.0100	$ 15.21	7.5	185	$ 21,104
2	1.0200	$ 15.36	7.5	185	$ 21,312
3	1.0300	$ 15.51	7.5	185	$ 21,520
4	1.0400	$ 15.66	7.5	185	$ 21,728
5	1.0500	$ 15.81	7.5	185	$ 21,936
6	1.0600	$ 15.96	7.5	185	$ 22,145
7	1.0700	$ 16.11	7.5	185	$ 22,353
8	1.0800	$ 16.26	7.5	185	$ 22,561
9	1.0900	$ 16.41	7.5	185	$ 22,769
10	1.1000	$ 16.56	7.5	185	$ 22,977
11	1.1100	$ 16.71	7.5	185	$ 23,185
12	1.1200	$ 16.86	7.5	185	$ 23,393
13	1.1300	$ 17.01	7.5	185	$ 23,601
14	1.1400	$ 17.16	7.5	185	$ 23,810
15	1.1500	$ 17.31	7.5	185	$ 24,018
16	1.1600	$ 17.46	7.5	185	$ 24,226
17	1.1700	$ 17.61	7.5	185	$ 24,434
18	1.1800	$ 17.76	7.5	185	$ 24,642
19	1.1900	$ 17.91	7.5	185	$ 24,850
20	1.2000	$ 18.06	7.5	185	$ 25,058
21	1.2100	$ 18.22	7.5	185	$ 25,280
22	1.2200	$ 18.37	7.5	185	$ 25,488
23	1.2300	$ 18.52	7.5	185	$ 25,697
24	1.2400	$ 18.67	7.5	185	$ 25,905
25	1.2500	$ 18.82	7.5	185	$ 26,113

Support Salary Schedule
2021-2022

LPN, 601-900 Students					
Years	INDEX	RATE	Hrs. per day	Days per yr.	Annual
0	Base	$ 15.48	7.5	185	$ 21,479
1	1.0100	$ 15.64	7.5	185	$ 21,701
2	1.0200	$ 15.79	7.5	185	$ 21,909
3	1.0300	$ 15.95	7.5	185	$ 22,131
4	1.0400	$ 16.10	7.5	185	$ 22,339
5	1.0500	$ 16.26	7.5	185	$ 22,561
6	1.0600	$ 16.41	7.5	185	$ 22,769
7	1.0700	$ 16.57	7.5	185	$ 22,991
8	1.0800	$ 16.72	7.5	185	$ 23,199
9	1.0900	$ 16.88	7.5	185	$ 23,421
10	1.1000	$ 17.03	7.5	185	$ 23,629
11	1.1100	$ 17.19	7.5	185	$ 23,851
12	1.1200	$ 17.34	7.5	185	$ 24,059
13	1.1300	$ 17.50	7.5	185	$ 24,281
14	1.1400	$ 17.65	7.5	185	$ 24,489
15	1.1500	$ 17.81	7.5	185	$ 24,711
16	1.1600	$ 17.96	7.5	185	$ 24,920
17	1.1700	$ 18.12	7.5	185	$ 25,142
18	1.1800	$ 18.27	7.5	185	$ 25,350
19	1.1900	$ 18.43	7.5	185	$ 25,572
20	1.2000	$ 18.58	7.5	185	$ 25,780
21	1.2100	$ 18.74	7.5	185	$ 26,002
22	1.2200	$ 18.89	7.5	185	$ 26,210
23	1.2300	$ 19.05	7.5	185	$ 26,432
24	1.2400	$ 19.20	7.5	185	$ 26,640
25	1.2500	$ 19.35	7.5	185	$ 26,848

LPN, 901 and Above					
Years	INDEX	RATE	Hrs. per day	Days per yr.	Annual
0	Base	$ 15.91	7.5	185	$ 22,075
1	1.0100	$ 16.07	7.5	185	$ 22,297
2	1.0200	$ 16.23	7.5	185	$ 22,519
3	1.0300	$ 16.39	7.5	185	$ 22,741
4	1.0400	$ 16.55	7.5	185	$ 22,963
5	1.0500	$ 16.71	7.5	185	$ 23,185
6	1.0600	$ 16.87	7.5	185	$ 23,407
7	1.0700	$ 17.03	7.5	185	$ 23,629
8	1.0800	$ 17.19	7.5	185	$ 23,851
9	1.0900	$ 17.35	7.5	185	$ 24,073
10	1.1000	$ 17.51	7.5	185	$ 24,295
11	1.1100	$ 17.67	7.5	185	$ 24,517
12	1.1200	$ 17.82	7.5	185	$ 24,725
13	1.1300	$ 17.98	7.5	185	$ 24,947
14	1.1400	$ 18.14	7.5	185	$ 25,169
15	1.1500	$ 18.30	7.5	185	$ 25,391
16	1.1600	$ 18.46	7.5	185	$ 25,613
17	1.1700	$ 18.62	7.5	185	$ 25,835
18	1.1800	$ 18.78	7.5	185	$ 26,057
19	1.1900	$ 18.94	7.5	185	$ 26,279
20	1.2000	$ 19.10	7.5	185	$ 26,501
21	1.2100	$ 19.26	7.5	185	$ 26,723
22	1.2200	$ 19.42	7.5	185	$ 26,945
23	1.2300	$ 19.57	7.5	185	$ 27,153
24	1.2400	$ 19.73	7.5	185	$ 27,375
25	1.2500	$ 19.89	7.5	185	$ 27,597

Support Salary Schedule
2021-2022

RN Payscale, 0-300 Students					
Years	INDEX	RATE	Hrs. per day	Days per yr.	Annual
0	Base	$ 17.79	7.5	185	$ 24,684
1	1.0100	$ 17.97	7.5	185	$ 24,933
2	1.0200	$ 18.15	7.5	185	$ 25,183
3	1.0300	$ 18.33	7.5	185	$ 25,433
4	1.0400	$ 18.51	7.5	185	$ 25,683
5	1.0500	$ 18.68	7.5	185	$ 25,919
6	1.0600	$ 18.86	7.5	185	$ 26,168
7	1.0700	$ 19.04	7.5	185	$ 26,418
8	1.0800	$ 19.22	7.5	185	$ 26,668
9	1.0900	$ 19.40	7.5	185	$ 26,918
10	1.1000	$ 19.57	7.5	185	$ 27,153
11	1.1100	$ 19.75	7.5	185	$ 27,403
12	1.1200	$ 19.93	7.5	185	$ 27,653
13	1.1300	$ 20.11	7.5	185	$ 27,903
14	1.1400	$ 20.29	7.5	185	$ 28,152
15	1.1500	$ 20.46	7.5	185	$ 28,388
16	1.1600	$ 20.64	7.5	185	$ 28,638
17	1.1700	$ 20.82	7.5	185	$ 28,888
18	1.1800	$ 21.00	7.5	185	$ 29,138
19	1.1900	$ 21.18	7.5	185	$ 29,387
20	1.2000	$ 21.35	7.5	185	$ 29,623
21	1.2100	$ 21.53	7.5	185	$ 29,873
22	1.2200	$ 21.71	7.5	185	$ 30,123
23	1.2300	$ 21.89	7.5	185	$ 30,372
24	1.2400	$ 22.06	7.5	185	$ 30,608
25	1.2500	$ 22.24	7.5	185	$ 30,858

RN Payscale, 301-600 Students					
Years	INDEX	RATE	Hrs. per day	Days per yr.	Annual
0	Base	$ 18.33	7.5	185	$ 25,433
1	1.0100	$ 18.52	7.5	185	$ 25,697
2	1.0200	$ 18.70	7.5	185	$ 25,946
3	1.0300	$ 18.88	7.5	185	$ 26,196
4	1.0400	$ 19.07	7.5	185	$ 26,460
5	1.0500	$ 19.25	7.5	185	$ 26,709
6	1.0600	$ 19.43	7.5	185	$ 26,959
7	1.0700	$ 19.62	7.5	185	$ 27,223
8	1.0800	$ 19.80	7.5	185	$ 27,473
9	1.0900	$ 19.98	7.5	185	$ 27,722
10	1.1000	$ 20.17	7.5	185	$ 27,986
11	1.1100	$ 20.35	7.5	185	$ 28,236
12	1.1200	$ 20.53	7.5	185	$ 28,485
13	1.1300	$ 20.72	7.5	185	$ 28,749
14	1.1400	$ 20.90	7.5	185	$ 28,999
15	1.1500	$ 21.08	7.5	185	$ 29,249
16	1.1600	$ 21.27	7.5	185	$ 29,512
17	1.1700	$ 21.45	7.5	185	$ 29,762
18	1.1800	$ 21.63	7.5	185	$ 30,012
19	1.1900	$ 21.82	7.5	185	$ 30,275
20	1.2000	$ 22.00	7.5	185	$ 30,525
21	1.2100	$ 22.18	7.5	185	$ 30,775
22	1.2200	$ 22.37	7.5	185	$ 31,038
23	1.2300	$ 22.55	7.5	185	$ 31,288
24	1.2400	$ 22.73	7.5	185	$ 31,538
25	1.2500	$ 22.92	7.5	185	$ 31,802

Support Salary Schedule
2021-2022

RN Payscale, 601-900 Students					
Years	INDEX	RATE	Hrs. per day	Days per yr.	Annual
0	Base	$ 18.88	7.5	185	$ 26,196
1	1.0100	$ 19.07	7.5	185	$ 26,460
2	1.0200	$ 19.26	7.5	185	$ 26,723
3	1.0300	$ 19.45	7.5	185	$ 26,987
4	1.0400	$ 19.64	7.5	185	$ 27,251
5	1.0500	$ 19.83	7.5	185	$ 27,514
6	1.0600	$ 20.02	7.5	185	$ 27,778
7	1.0700	$ 20.21	7.5	185	$ 28,041
8	1.0800	$ 20.40	7.5	185	$ 28,305
9	1.0900	$ 20.58	7.5	185	$ 28,555
10	1.1000	$ 20.77	7.5	185	$ 28,818
11	1.1100	$ 20.96	7.5	185	$ 29,082
12	1.1200	$ 21.15	7.5	185	$ 29,346
13	1.1300	$ 21.34	7.5	185	$ 29,609
14	1.1400	$ 21.53	7.5	185	$ 29,873
15	1.1500	$ 21.72	7.5	185	$ 30,137
16	1.1600	$ 21.91	7.5	185	$ 30,400
17	1.1700	$ 22.09	7.5	185	$ 30,650
18	1.1800	$ 22.28	7.5	185	$ 30,914
19	1.1900	$ 22.47	7.5	185	$ 31,177
20	1.2000	$ 22.66	7.5	185	$ 31,441
21	1.2100	$ 22.85	7.5	185	$ 31,704
22	1.2200	$ 23.04	7.5	185	$ 31,968
23	1.2300	$ 23.23	7.5	185	$ 32,232
24	1.2400	$ 23.42	7.5	185	$ 32,495
25	1.2500	$ 23.60	7.5	185	$ 32,745

RN Payscale, 901 Students and Above					
Years	INDEX	RATE	Hrs. per day	Days per yr.	Annual
0	Base	$ 19.43	7.5	185	$ 26,959
1	1.0100	$ 19.63	7.5	185	$ 27,237
2	1.0200	$ 19.82	7.5	185	$ 27,500
3	1.0300	$ 20.02	7.5	185	$ 27,778
4	1.0400	$ 20.21	7.5	185	$ 28,041
5	1.0500	$ 20.41	7.5	185	$ 28,319
6	1.0600	$ 20.60	7.5	185	$ 28,583
7	1.0700	$ 20.80	7.5	185	$ 28,860
8	1.0800	$ 20.99	7.5	185	$ 29,124
9	1.0900	$ 21.18	7.5	185	$ 29,387
10	1.1000	$ 21.38	7.5	185	$ 29,665
11	1.1100	$ 21.57	7.5	185	$ 29,928
12	1.1200	$ 21.77	7.5	185	$ 30,206
13	1.1300	$ 21.96	7.5	185	$ 30,470
14	1.1400	$ 22.16	7.5	185	$ 30,747
15	1.1500	$ 22.35	7.5	185	$ 31,011
16	1.1600	$ 22.54	7.5	185	$ 31,274
17	1.1700	$ 22.74	7.5	185	$ 31,552
18	1.1800	$ 22.93	7.5	185	$ 31,815
19	1.1900	$ 23.13	7.5	185	$ 32,093
20	1.2000	$ 23.32	7.5	185	$ 32,357
21	1.2100	$ 23.52	7.5	185	$ 32,634
22	1.2200	$ 23.71	7.5	185	$ 32,898
23	1.2300	$ 23.90	7.5	185	$ 33,161
24	1.2400	$ 24.10	7.5	185	$ 33,439
25	1.2500	$ 24.29	7.5	185	$ 33,702

Support Salary Schedule
2021-2022

Exc. Sec. Years	INDEX	RATE	Hrs. per day	Days per yr.	Annual
0	Base	$ 23.93	8	260	$ 49,774
1	1.0100	$ 24.17	8	260	$ 50,274
2	1.0200	$ 24.41	8	260	$ 50,773
3	1.0300	$ 24.65	8	260	$ 51,272
4	1.0400	$ 24.89	8	260	$ 51,771
5	1.0500	$ 25.13	8	260	$ 52,270
6	1.0600	$ 25.37	8	260	$ 52,770
7	1.0700	$ 25.61	8	260	$ 53,269
8	1.0800	$ 25.85	8	260	$ 53,768
9	1.0900	$ 26.09	8	260	$ 54,267
10	1.1000	$ 26.33	8	260	$ 54,766
11	1.1100	$ 26.57	8	260	$ 55,266
12	1.1200	$ 26.81	8	260	$ 55,765
13	1.1300	$ 27.05	8	260	$ 56,264
14	1.1400	$ 27.29	8	260	$ 56,763
15	1.1500	$ 27.52	8	260	$ 57,242
16	1.1600	$ 27.76	8	260	$ 57,741
17	1.1700	$ 28.00	8	260	$ 58,240
18	1.1800	$ 28.24	8	260	$ 58,739
19	1.1900	$ 28.48	8	260	$ 59,238
20	1.2000	$ 28.72	8	260	$ 59,738
21	1.2100	$ 28.96	8	260	$ 60,237
22	1.2200	$ 29.20	8	260	$ 60,736
23	1.2300	$ 29.44	8	260	$ 61,235
24	1.2400	$ 29.68	8	260	$ 61,734
25	1.2500	$ 29.92	8	260	$ 62,234

CO Sec Years	INDEX	RATE	Hrs. per day	Days per yr.	Annual
0	Base	$ 12.75	8	260	$ 26,520
1	1.0100	$ 12.88	8	260	$ 26,790
2	1.0200	$ 13.01	8	260	$ 27,061
3	1.0300	$ 13.14	8	260	$ 27,331
4	1.0400	$ 13.26	8	260	$ 27,581
5	1.0500	$ 13.39	8	260	$ 27,851
6	1.0600	$ 13.52	8	260	$ 28,122
7	1.0700	$ 13.65	8	260	$ 28,392
8	1.0800	$ 13.77	8	260	$ 28,642
9	1.0900	$ 13.90	8	260	$ 28,912
10	1.1000	$ 14.03	8	260	$ 29,182
11	1.1100	$ 14.16	8	260	$ 29,453
12	1.1200	$ 14.28	8	260	$ 29,702
13	1.1300	$ 14.41	8	260	$ 29,973
14	1.1400	$ 14.54	8	260	$ 30,243
15	1.1500	$ 14.67	8	260	$ 30,514
16	1.1600	$ 14.79	8	260	$ 30,763
17	1.1700	$ 14.92	8	260	$ 31,034
18	1.1800	$ 15.05	8	260	$ 31,304
19	1.1900	$ 15.18	8	260	$ 31,574
20	1.2000	$ 15.30	8	260	$ 31,824
21	1.2100	$ 15.43	8	260	$ 32,094
22	1.2200	$ 15.56	8	260	$ 32,365
23	1.2300	$ 15.69	8	260	$ 32,635
24	1.2400	$ 15.81	8	260	$ 32,885
25	1.2500	$ 15.94	8	260	$ 33,155

Support Salary Schedule
2021-2022

CO HR Generalist					
Years	**INDEX**	**RATE**	**Hrs. per day**	**Days per yr.**	**Annual**
0	Base	$ 14.96	8	260	$ 31,117
1	1.0100	$ 15.11	8	260	$ 31,429
2	1.0200	$ 15.26	8	260	$ 31,741
3	1.0300	$ 15.41	8	260	$ 32,053
4	1.0400	$ 15.56	8	260	$ 32,365
5	1.0500	$ 15.71	8	260	$ 32,677
6	1.0600	$ 15.86	8	260	$ 32,989
7	1.0700	$ 16.01	8	260	$ 33,301
8	1.0800	$ 16.16	8	260	$ 33,613
9	1.0900	$ 16.31	8	260	$ 33,925
10	1.1000	$ 16.46	8	260	$ 34,237
11	1.1100	$ 16.61	8	260	$ 34,549
12	1.1200	$ 16.76	8	260	$ 34,861
13	1.1300	$ 16.91	8	260	$ 35,173
14	1.1400	$ 17.06	8	260	$ 35,485
15	1.1500	$ 17.21	8	260	$ 35,797
16	1.1600	$ 17.36	8	260	$ 36,109
17	1.1700	$ 17.51	8	260	$ 36,421
18	1.1800	$ 17.66	8	260	$ 36,733
19	1.1900	$ 17.81	8	260	$ 37,045
20	1.2000	$ 17.96	8	260	$ 37,357
21	1.2100	$ 18.11	8	260	$ 37,669
22	1.2200	$ 18.26	8	260	$ 37,981
23	1.2300	$ 18.41	8	260	$ 38,293
24	1.2400	$ 18.56	8	260	$ 38,605
25	1.2500	$ 18.70	8	260	$ 38,896

*Added 1/1/19

Support Salary Schedule
2021-2022

Data Clerks & Bookkeepers (Up to 300 Students), Sch Secretaries.					
Years	INDEX	RATE	Hrs. per day	Days per yr.	Annual
0	Base	$ 11.40	8	200	$ 18,240
1	1.0100	$ 11.52	8	200	$ 18,432
2	1.0200	$ 11.63	8	200	$ 18,608
3	1.0300	$ 11.75	8	200	$ 18,800
4	1.0400	$ 11.86	8	200	$ 18,976
5	1.0500	$ 11.97	8	200	$ 19,152
6	1.0600	$ 12.09	8	200	$ 19,344
7	1.0700	$ 12.20	8	200	$ 19,520
8	1.0800	$ 12.32	8	200	$ 19,712
9	1.0900	$ 12.43	8	200	$ 19,888
10	1.1000	$ 12.54	8	200	$ 20,064
11	1.1100	$ 12.66	8	200	$ 20,256
12	1.1200	$ 12.77	8	200	$ 20,432
13	1.1300	$ 12.89	8	200	$ 20,624
14	1.1400	$ 13.00	8	200	$ 20,800
15	1.1500	$ 13.11	8	200	$ 20,976
16	1.1600	$ 13.23	8	200	$ 21,168
17	1.1700	$ 13.34	8	200	$ 21,344
18	1.1800	$ 13.46	8	200	$ 21,536
19	1.1900	$ 13.57	8	200	$ 21,712
20	1.2000	$ 13.68	8	200	$ 21,888
21	1.2100	$ 13.80	8	200	$ 22,080
22	1.2200	$ 13.91	8	200	$ 22,256
23	1.2300	$ 14.03	8	200	$ 22,448
24	1.2400	$ 14.14	8	200	$ 22,624
25	1.2500	$ 14.25	8	200	$ 22,800

Data Clerks & Bookkeepers (301 to 600 Students)					
Years	INDEX	RATE	Hrs. per day	Days per yr.	Annual
0	Base	$ 11.76	8	200	$ 18,816
1	1.0100	$ 11.88	8	200	$ 19,008
2	1.0200	$ 12.00	8	200	$ 19,200
3	1.0300	$ 12.12	8	200	$ 19,392
4	1.0400	$ 12.24	8	200	$ 19,584
5	1.0500	$ 12.35	8	200	$ 19,760
6	1.0600	$ 12.47	8	200	$ 19,952
7	1.0700	$ 12.59	8	200	$ 20,144
8	1.0800	$ 12.71	8	200	$ 20,336
9	1.0900	$ 12.82	8	200	$ 20,512
10	1.1000	$ 12.94	8	200	$ 20,704
11	1.1100	$ 13.06	8	200	$ 20,896
12	1.1200	$ 13.18	8	200	$ 21,088
13	1.1300	$ 13.29	8	200	$ 21,264
14	1.1400	$ 13.41	8	200	$ 21,456
15	1.1500	$ 13.53	8	200	$ 21,648
16	1.1600	$ 13.65	8	200	$ 21,840
17	1.1700	$ 13.76	8	200	$ 22,016
18	1.1800	$ 13.88	8	200	$ 22,208
19	1.1900	$ 14.00	8	200	$ 22,400
20	1.2000	$ 14.12	8	200	$ 22,592
21	1.2100	$ 14.23	8	200	$ 22,768
22	1.2200	$ 14.35	8	200	$ 22,960
23	1.2300	$ 14.47	8	200	$ 23,152
24	1.2400	$ 14.59	8	200	$ 23,344
25	1.2500	$ 14.70	8	200	$ 23,520

Support Salary Schedule
2021-2022

Data Clerks & Bookkeepers (601 to 900 Students)					
Years	INDEX	RATE	Hrs. per day	Days per yr.	Annual
0	Base	$ 12.10	8	200	$ 19,360
1	1.0100	$ 12.23	8	200	$ 19,568
2	1.0200	$ 12.35	8	200	$ 19,760
3	1.0300	$ 12.47	8	200	$ 19,952
4	1.0400	$ 12.59	8	200	$ 20,144
5	1.0500	$ 12.71	8	200	$ 20,336
6	1.0600	$ 12.83	8	200	$ 20,528
7	1.0700	$ 12.95	8	200	$ 20,720
8	1.0800	$ 13.07	8	200	$ 20,912
9	1.0900	$ 13.19	8	200	$ 21,104
10	1.1000	$ 13.31	8	200	$ 21,296
11	1.1100	$ 13.44	8	200	$ 21,504
12	1.1200	$ 13.56	8	200	$ 21,696
13	1.1300	$ 13.68	8	200	$ 21,888
14	1.1400	$ 13.80	8	200	$ 22,080
15	1.1500	$ 13.92	8	200	$ 22,272
16	1.1600	$ 14.04	8	200	$ 22,464
17	1.1700	$ 14.16	8	200	$ 22,656
18	1.1800	$ 14.28	8	200	$ 22,848
19	1.1900	$ 14.40	8	200	$ 23,040
20	1.2000	$ 14.52	8	200	$ 23,232
21	1.2100	$ 14.65	8	200	$ 23,440
22	1.2200	$ 14.77	8	200	$ 23,632
23	1.2300	$ 14.89	8	200	$ 23,824
24	1.2400	$ 15.01	8	200	$ 24,016
25	1.2500	$ 15.13	8	200	$ 24,208

Data Clerks & Bookkeepers (Above 900 Students)					
Years	INDEX	RATE	Hrs. per day	Days per yr.	Annual
0	Base	$ 12.44	8	200	$ 19,904
1	1.0100	$ 12.57	8	200	$ 20,112
2	1.0200	$ 12.69	8	200	$ 20,304
3	1.0300	$ 12.82	8	200	$ 20,512
4	1.0400	$ 12.94	8	200	$ 20,704
5	1.0500	$ 13.07	8	200	$ 20,912
6	1.0600	$ 13.19	8	200	$ 21,104
7	1.0700	$ 13.32	8	200	$ 21,312
8	1.0800	$ 13.44	8	200	$ 21,504
9	1.0900	$ 13.56	8	200	$ 21,696
10	1.1000	$ 13.69	8	200	$ 21,904
11	1.1100	$ 13.81	8	200	$ 22,096
12	1.1200	$ 13.94	8	200	$ 22,304
13	1.1300	$ 14.06	8	200	$ 22,496
14	1.1400	$ 14.19	8	200	$ 22,704
15	1.1500	$ 14.31	8	200	$ 22,896
16	1.1600	$ 14.44	8	200	$ 23,104
17	1.1700	$ 14.56	8	200	$ 23,296
18	1.1800	$ 14.68	8	200	$ 23,488
19	1.1900	$ 14.81	8	200	$ 23,696
20	1.2000	$ 14.93	8	200	$ 23,888
21	1.2100	$ 15.06	8	200	$ 24,096
22	1.2200	$ 15.18	8	200	$ 24,288
23	1.2300	$ 15.31	8	200	$ 24,496
24	1.2400	$ 15.43	8	200	$ 24,688
25	1.2500	$ 15.55	8	200	$ 24,880

Support Salary Schedule
2021-2022

*high school paid here but at 240 days

Data Clerks & Bookkeepers (Above 900 Students)					
Years	INDEX	RATE	Hrs. per day	Days per yr.	Annual
0	Base	$ 12.44	8	260	$ 25,875
1	1.0100	$ 12.57	8	260	$ 26,146
2	1.0200	$ 12.69	8	260	$ 26,395
3	1.0300	$ 12.82	8	260	$ 26,666
4	1.0400	$ 12.94	8	260	$ 26,915
5	1.0500	$ 13.07	8	260	$ 27,186
6	1.0600	$ 13.19	8	260	$ 27,435
7	1.0700	$ 13.32	8	260	$ 27,706
8	1.0800	$ 13.44	8	260	$ 27,955
9	1.0900	$ 13.56	8	260	$ 28,205
10	1.1000	$ 13.69	8	260	$ 28,475
11	1.1100	$ 13.81	8	260	$ 28,725
12	1.1200	$ 13.94	8	260	$ 28,995
13	1.1300	$ 14.06	8	260	$ 29,245
14	1.1400	$ 14.19	8	260	$ 29,515
15	1.1500	$ 14.31	8	260	$ 29,765
16	1.1600	$ 14.44	8	260	$ 30,035
17	1.1700	$ 14.56	8	260	$ 30,285
18	1.1800	$ 14.68	8	260	$ 30,534
19	1.1900	$ 14.81	8	260	$ 30,805
20	1.2000	$ 14.93	8	260	$ 31,054
21	1.2100	$ 15.06	8	260	$ 31,325
22	1.2200	$ 15.18	8	260	$ 31,574
23	1.2300	$ 15.31	8	260	$ 31,845
24	1.2400	$ 15.43	8	260	$ 32,094
25	1.2500	$ 15.55	8	260	$ 32,344

4yr-Data Clerks & Bookkeeper(Up to 300 Students), 4yr Sch Secretaries					
Years	INDEX	RATE	Hrs. per day	Days per yr.	Annual
0	Base	$ 12.45	8	200	$ 19,920
1	1.0100	$ 12.58	8	200	$ 20,128
2	1.0200	$ 12.70	8	200	$ 20,320
3	1.0300	$ 12.83	8	200	$ 20,528
4	1.0400	$ 12.95	8	200	$ 20,720
5	1.0500	$ 13.08	8	200	$ 20,928
6	1.0600	$ 13.20	8	200	$ 21,120
7	1.0700	$ 13.33	8	200	$ 21,328
8	1.0800	$ 13.45	8	200	$ 21,520
9	1.0900	$ 13.58	8	200	$ 21,728
10	1.1000	$ 13.70	8	200	$ 21,920
11	1.1100	$ 13.82	8	200	$ 22,112
12	1.1200	$ 13.95	8	200	$ 22,320
13	1.1300	$ 14.07	8	200	$ 22,512
14	1.1400	$ 14.20	8	200	$ 22,720
15	1.1500	$ 14.32	8	200	$ 22,912
16	1.1600	$ 14.45	8	200	$ 23,120
17	1.1700	$ 14.57	8	200	$ 23,312
18	1.1800	$ 14.70	8	200	$ 23,520
19	1.1900	$ 14.82	8	200	$ 23,712
20	1.2000	$ 14.94	8	200	$ 23,904
21	1.2100	$ 15.07	8	200	$ 24,112
22	1.2200	$ 15.19	8	200	$ 24,304
23	1.2300	$ 15.32	8	200	$ 24,512
24	1.2400	$ 15.44	8	200	$ 24,704
25	1.2500	$ 15.57	8	200	$ 24,912

Support Salary Schedule
2021-2022

4yr-Data Clerks & Bookkeepers (301 to 600 Students)					
Years	INDEX	RATE	Hrs. per day	Days per yr.	Annual
0	Base	$ 12.83	8	200	$ 20,528
1	1.0100	$ 12.96	8	200	$ 20,736
2	1.0200	$ 13.09	8	200	$ 20,944
3	1.0300	$ 13.22	8	200	$ 21,152
4	1.0400	$ 13.35	8	200	$ 21,360
5	1.0500	$ 13.48	8	200	$ 21,568
6	1.0600	$ 13.60	8	200	$ 21,760
7	1.0700	$ 13.73	8	200	$ 21,968
8	1.0800	$ 13.86	8	200	$ 22,176
9	1.0900	$ 13.99	8	200	$ 22,384
10	1.1000	$ 14.12	8	200	$ 22,592
11	1.1100	$ 14.25	8	200	$ 22,800
12	1.1200	$ 14.37	8	200	$ 22,992
13	1.1300	$ 14.50	8	200	$ 23,200
14	1.1400	$ 14.63	8	200	$ 23,408
15	1.1500	$ 14.76	8	200	$ 23,616
16	1.1600	$ 14.89	8	200	$ 23,824
17	1.1700	$ 15.02	8	200	$ 24,032
18	1.1800	$ 15.14	8	200	$ 24,224
19	1.1900	$ 15.27	8	200	$ 24,432
20	1.2000	$ 15.40	8	200	$ 24,640
21	1.2100	$ 15.53	8	200	$ 24,848
22	1.2200	$ 15.66	8	200	$ 25,056
23	1.2300	$ 15.79	8	200	$ 25,264
24	1.2400	$ 15.91	8	200	$ 25,456
25	1.2500	$ 16.04	8	200	$ 25,664

4-yr Data Clerks & Bookkeepers (601 to 900 Students)					
Years	INDEX	RATE	Hrs. per day	Days per yr.	Annual
0	Base	$ 13.20	8	200	$ 21,120
1	1.0100	$ 13.34	8	200	$ 21,344
2	1.0200	$ 13.47	8	200	$ 21,552
3	1.0300	$ 13.60	8	200	$ 21,760
4	1.0400	$ 13.73	8	200	$ 21,968
5	1.0500	$ 13.86	8	200	$ 22,176
6	1.0600	$ 14.00	8	200	$ 22,400
7	1.0700	$ 14.13	8	200	$ 22,608
8	1.0800	$ 14.26	8	200	$ 22,816
9	1.0900	$ 14.39	8	200	$ 23,024
10	1.1000	$ 14.52	8	200	$ 23,232
11	1.1100	$ 14.66	8	200	$ 23,456
12	1.1200	$ 14.79	8	200	$ 23,664
13	1.1300	$ 14.92	8	200	$ 23,872
14	1.1400	$ 15.05	8	200	$ 24,080
15	1.1500	$ 15.18	8	200	$ 24,288
16	1.1600	$ 15.32	8	200	$ 24,512
17	1.1700	$ 15.45	8	200	$ 24,720
18	1.1800	$ 15.58	8	200	$ 24,928
19	1.1900	$ 15.71	8	200	$ 25,136
20	1.2000	$ 15.84	8	200	$ 25,344
21	1.2100	$ 15.98	8	200	$ 25,568
22	1.2200	$ 16.11	8	200	$ 25,776
23	1.2300	$ 16.24	8	200	$ 25,984
24	1.2400	$ 16.37	8	200	$ 26,192
25	1.2500	$ 16.50	8	200	$ 26,400

Support Salary Schedule
2021-2022

4 yr-Data Clerks & Bookkeepers (Above 900 Students)					
Years	**INDEX**	**RATE**	**Hrs. per day**	**Days per yr.**	**Annual**
0	Base	$ 13.57	8	200	$ 21,712
1	1.0100	$ 13.71	8	200	$ 21,936
2	1.0200	$ 13.85	8	200	$ 22,160
3	1.0300	$ 13.98	8	200	$ 22,368
4	1.0400	$ 14.12	8	200	$ 22,592
5	1.0500	$ 14.25	8	200	$ 22,800
6	1.0600	$ 14.39	8	200	$ 23,024
7	1.0700	$ 14.52	8	200	$ 23,232
8	1.0800	$ 14.66	8	200	$ 23,456
9	1.0900	$ 14.80	8	200	$ 23,680
10	1.1000	$ 14.93	8	200	$ 23,888
11	1.1100	$ 15.07	8	200	$ 24,112
12	1.1200	$ 15.20	8	200	$ 24,320
13	1.1300	$ 15.34	8	200	$ 24,544
14	1.1400	$ 15.47	8	200	$ 24,752
15	1.1500	$ 15.61	8	200	$ 24,976
16	1.1600	$ 15.75	8	200	$ 25,200
17	1.1700	$ 15.88	8	200	$ 25,408
18	1.1800	$ 16.02	8	200	$ 25,632
19	1.1900	$ 16.15	8	200	$ 25,840
20	1.2000	$ 16.29	8	200	$ 26,064
21	1.2100	$ 16.42	8	200	$ 26,272
22	1.2200	$ 16.56	8	200	$ 26,496
23	1.2300	$ 16.70	8	200	$ 26,720
24	1.2400	$ 16.83	8	200	$ 26,928
25	1.2500	$ 16.97	8	200	$ 27,152

*4 Year high school paid here but at 240 days

4 yr-Data Clerks & Bookkeepers (Above 900 Students)					
Years	**INDEX**	**RATE**	**Hrs. per day**	**Days per yr.**	**Annual**
0	Base	$ 13.57	8	260	$ 28,226
1	1.0100	$ 13.71	8	260	$ 28,517
2	1.0200	$ 13.85	8	260	$ 28,808
3	1.0300	$ 13.98	8	260	$ 29,078
4	1.0400	$ 14.12	8	260	$ 29,370
5	1.0500	$ 14.25	8	260	$ 29,640
6	1.0600	$ 14.39	8	260	$ 29,931
7	1.0700	$ 14.52	8	260	$ 30,202
8	1.0800	$ 14.66	8	260	$ 30,493
9	1.0900	$ 14.80	8	260	$ 30,784
10	1.1000	$ 14.93	8	260	$ 31,054
11	1.1100	$ 15.07	8	260	$ 31,346
12	1.1200	$ 15.20	8	260	$ 31,616
13	1.1300	$ 15.34	8	260	$ 31,907
14	1.1400	$ 15.47	8	260	$ 32,178
15	1.1500	$ 15.61	8	260	$ 32,469
16	1.1600	$ 15.75	8	260	$ 32,760
17	1.1700	$ 15.88	8	260	$ 33,030
18	1.1800	$ 16.02	8	260	$ 33,322
19	1.1900	$ 16.15	8	260	$ 33,592
20	1.2000	$ 16.29	8	260	$ 33,883
21	1.2100	$ 16.42	8	260	$ 34,154
22	1.2200	$ 16.56	8	260	$ 34,445
23	1.2300	$ 16.70	8	260	$ 34,736
24	1.2400	$ 16.83	8	260	$ 35,006
25	1.2500	$ 16.97	8	260	$ 35,298

Support Salary Schedule
2021-2022

Sch Sec					
Years	INDEX	RATE	Hrs. per day	Days per yr.	Annual
0	Base	$ 11.41	8	220	$ 20,082
1	1.0100	$ 11.53	8	220	$ 20,293
2	1.0200	$ 11.64	8	220	$ 20,486
3	1.0300	$ 11.76	8	220	$ 20,698
4	1.0400	$ 11.87	8	220	$ 20,891
5	1.0500	$ 11.99	8	220	$ 21,102
6	1.0600	$ 12.10	8	220	$ 21,296
7	1.0700	$ 12.21	8	220	$ 21,490
8	1.0800	$ 12.33	8	220	$ 21,701
9	1.0900	$ 12.44	8	220	$ 21,894
10	1.1000	$ 12.56	8	220	$ 22,106
11	1.1100	$ 12.67	8	220	$ 22,299
12	1.1200	$ 12.78	8	220	$ 22,493
13	1.1300	$ 12.90	8	220	$ 22,704
14	1.1400	$ 13.01	8	220	$ 22,898
15	1.1500	$ 13.13	8	220	$ 23,109
16	1.1600	$ 13.24	8	220	$ 23,302
17	1.1700	$ 13.35	8	220	$ 23,496
18	1.1800	$ 13.47	8	220	$ 23,707
19	1.1900	$ 13.58	8	220	$ 23,901
20	1.2000	$ 13.70	8	220	$ 24,112
21	1.2100	$ 13.81	8	220	$ 24,306
22	1.2200	$ 13.93	8	220	$ 24,517
23	1.2300	$ 14.04	8	220	$ 24,710
24	1.2400	$ 14.15	8	220	$ 24,904
25	1.2500	$ 14.27	8	220	$ 25,115

CO Sec (210 days at Midway)					
Years	INDEX	RATE	Hrs. per day	Days per yr.	Annual
0	Base	$ 12.76	8	210	$ 21,437
1	1.0100	$ 12.89	8	210	$ 21,655
2	1.0200	$ 13.02	8	210	$ 21,874
3	1.0300	$ 13.15	8	210	$ 22,092
4	1.0400	$ 13.28	8	210	$ 22,310
5	1.0500	$ 13.40	8	210	$ 22,512
6	1.0600	$ 13.53	8	210	$ 22,730
7	1.0700	$ 13.66	8	210	$ 22,949
8	1.0800	$ 13.79	8	210	$ 23,167
9	1.0900	$ 13.91	8	210	$ 23,369
10	1.1000	$ 14.04	8	210	$ 23,587
11	1.1100	$ 14.17	8	210	$ 23,806
12	1.1200	$ 14.30	8	210	$ 24,024
13	1.1300	$ 14.42	8	210	$ 24,226
14	1.1400	$ 14.55	8	210	$ 24,444
15	1.1500	$ 14.68	8	210	$ 24,662
16	1.1600	$ 14.81	8	210	$ 24,881
17	1.1700	$ 14.93	8	210	$ 25,082
18	1.1800	$ 15.06	8	210	$ 25,301
19	1.1900	$ 15.19	8	210	$ 25,519
20	1.2000	$ 15.32	8	210	$ 25,738
21	1.2100	$ 15.44	8	210	$ 25,939
22	1.2200	$ 15.57	8	210	$ 26,158
23	1.2300	$ 15.70	8	210	$ 26,376
24	1.2400	$ 15.83	8	210	$ 26,594
25	1.2500	$ 15.95	8	210	$ 26,796

Support Salary Schedule
2021-2022

Sch Sec	12 mos.	@ High School			
Years	**INDEX**	**RATE**	**Hrs. per day**	**Days per yr.**	**Annual**
0	Base	$ 11.41	8	240	$ 21,907
1	1.0100	$ 11.53	8	240	$ 22,138
2	1.0200	$ 11.64	8	240	$ 22,349
3	1.0300	$ 11.76	8	240	$ 22,579
4	1.0400	$ 11.87	8	240	$ 22,790
5	1.0500	$ 11.99	8	240	$ 23,021
6	1.0600	$ 12.10	8	240	$ 23,232
7	1.0700	$ 12.21	8	240	$ 23,443
8	1.0800	$ 12.33	8	240	$ 23,674
9	1.0900	$ 12.44	8	240	$ 23,885
10	1.1000	$ 12.56	8	240	$ 24,115
11	1.1100	$ 12.67	8	240	$ 24,326
12	1.1200	$ 12.78	8	240	$ 24,538
13	1.1300	$ 12.90	8	240	$ 24,768
14	1.1400	$ 13.01	8	240	$ 24,979
15	1.1500	$ 13.13	8	240	$ 25,210
16	1.1600	$ 13.24	8	240	$ 25,421
17	1.1700	$ 13.35	8	240	$ 25,632
18	1.1800	$ 13.47	8	240	$ 25,862
19	1.1900	$ 13.58	8	240	$ 26,074
20	1.2000	$ 13.70	8	240	$ 26,304
21	1.2100	$ 13.81	8	240	$ 26,515
22	1.2200	$ 13.93	8	240	$ 26,746
23	1.2300	$ 14.04	8	240	$ 26,957
24	1.2400	$ 14.15	8	240	$ 27,168
25	1.2500	$ 14.27	8	240	$ 27,398

Interpreter					
Years	**INDEX**	**RATE**	**Hrs. per day**	**Days per yr.**	**Annual**
0	Base	$ 20.37	7.5	185	$ 28,263
1	1.0100	$ 20.58	7.5	185	$ 28,555
2	1.0200	$ 20.78	7.5	185	$ 28,832
3	1.0300	$ 20.99	7.5	185	$ 29,124
4	1.0400	$ 21.19	7.5	185	$ 29,401
5	1.0500	$ 21.39	7.5	185	$ 29,679
6	1.0600	$ 21.60	7.5	185	$ 29,970
7	1.0700	$ 21.80	7.5	185	$ 30,248
8	1.0800	$ 22.00	7.5	185	$ 30,525
9	1.0900	$ 22.21	7.5	185	$ 30,816
10	1.1000	$ 22.41	7.5	185	$ 31,094
11	1.1100	$ 22.62	7.5	185	$ 31,385
12	1.1200	$ 22.82	7.5	185	$ 31,663
13	1.1300	$ 23.02	7.5	185	$ 31,940
14	1.1400	$ 23.23	7.5	185	$ 32,232
15	1.1500	$ 23.43	7.5	185	$ 32,509
16	1.1600	$ 23.63	7.5	185	$ 32,787
17	1.1700	$ 23.84	7.5	185	$ 33,078
18	1.1800	$ 24.04	7.5	185	$ 33,356
19	1.1900	$ 24.25	7.5	185	$ 33,647
20	1.2000	$ 24.45	7.5	185	$ 33,924
21	1.2100	$ 24.65	7.5	185	$ 34,202
22	1.2200	$ 24.86	7.5	185	$ 34,493
23	1.2300	$ 25.06	7.5	185	$ 34,771
24	1.2400	$ 25.26	7.5	185	$ 35,048
25	1.2500	$ 25.47	7.5	185	$ 35,340

Support Salary Schedule
2021-2022

Cust. Years	12 mths INDEX	RATE	Hrs. per day	Days per yr.	Annual
0	Base	$ 10.22	8	260	$ 21,258
1	1.0100	$ 10.33	8	260	$ 21,486
2	1.0200	$ 10.43	8	260	$ 21,694
3	1.0300	$ 10.53	8	260	$ 21,902
4	1.0400	$ 10.63	8	260	$ 22,110
5	1.0500	$ 10.74	8	260	$ 22,339
6	1.0600	$ 10.84	8	260	$ 22,547
7	1.0700	$ 10.94	8	260	$ 22,755
8	1.0800	$ 11.04	8	260	$ 22,963
9	1.0900	$ 11.14	8	260	$ 23,171
10	1.1000	$ 11.25	8	260	$ 23,400
11	1.1100	$ 11.35	8	260	$ 23,608
12	1.1200	$ 11.45	8	260	$ 23,816
13	1.1300	$ 11.55	8	260	$ 24,024
14	1.1400	$ 11.66	8	260	$ 24,253
15	1.1500	$ 11.76	8	260	$ 24,461
16	1.1600	$ 11.86	8	260	$ 24,669
17	1.1700	$ 11.96	8	260	$ 24,877
18	1.1800	$ 12.06	8	260	$ 25,085
19	1.1900	$ 12.17	8	260	$ 25,314
20	1.2000	$ 12.27	8	260	$ 25,522
21	1.2100	$ 12.37	8	260	$ 25,730
22	1.2200	$ 12.47	8	260	$ 25,938
23	1.2300	$ 12.58	8	260	$ 26,166
24	1.2400	$ 12.68	8	260	$ 26,374
25	1.2500	$ 12.78	8	260	$ 26,582

With additional 5%

Cust. Years	10 mths INDEX	RATE	Hrs. per day	Days per yr.	Annual
0	Base	$ 10.22	8	200	$ 16,352
1	1.0100	$ 10.33	8	200	$ 16,528
2	1.0200	$ 10.43	8	200	$ 16,688
3	1.0300	$ 10.53	8	200	$ 16,848
4	1.0400	$ 10.63	8	200	$ 17,008
5	1.0500	$ 10.74	8	200	$ 17,184
6	1.0600	$ 10.84	8	200	$ 17,344
7	1.0700	$ 10.94	8	200	$ 17,504
8	1.0800	$ 11.04	8	200	$ 17,664
9	1.0900	$ 11.14	8	200	$ 17,824
10	1.1000	$ 11.25	8	200	$ 18,000
11	1.1100	$ 11.35	8	200	$ 18,160
12	1.1200	$ 11.45	8	200	$ 18,320
13	1.1300	$ 11.55	8	200	$ 18,480
14	1.1400	$ 11.66	8	200	$ 18,656
15	1.1500	$ 11.76	8	200	$ 18,816
16	1.1600	$ 11.86	8	200	$ 18,976
17	1.1700	$ 11.96	8	200	$ 19,136
18	1.1800	$ 12.06	8	200	$ 19,296
19	1.1900	$ 12.17	8	200	$ 19,472
20	1.2000	$ 12.27	8	200	$ 19,632
21	1.2100	$ 12.37	8	200	$ 19,792
22	1.2200	$ 12.47	8	200	$ 19,952
23	1.2300	$ 12.58	8	200	$ 20,128
24	1.2400	$ 12.68	8	200	$ 20,288
25	1.2500	$ 12.78	8	200	$ 20,448

With additional 5%

Support Salary Schedule
2021-2022

Mech Years	Level1 INDEX	RATE	Hrs. per day	Days per yr.	Annual
0	Base	$ 13.69	8	260	$ 28,475
1	1.0100	$ 13.83	8	260	$ 28,766
2	1.0200	$ 13.97	8	260	$ 29,058
3	1.0300	$ 14.11	8	260	$ 29,349
4	1.0400	$ 14.24	8	260	$ 29,619
5	1.0500	$ 14.38	8	260	$ 29,910
6	1.0600	$ 14.52	8	260	$ 30,202
7	1.0700	$ 14.65	8	260	$ 30,472
8	1.0800	$ 14.79	8	260	$ 30,763
9	1.0900	$ 14.93	8	260	$ 31,054
10	1.1000	$ 15.06	8	260	$ 31,325
11	1.1100	$ 15.20	8	260	$ 31,616
12	1.1200	$ 15.34	8	260	$ 31,907
13	1.1300	$ 15.47	8	260	$ 32,178
14	1.1400	$ 15.61	8	260	$ 32,469
15	1.1500	$ 15.75	8	260	$ 32,760
16	1.1600	$ 15.89	8	260	$ 33,051
17	1.1700	$ 16.02	8	260	$ 33,322
18	1.1800	$ 16.16	8	260	$ 33,613
19	1.1900	$ 16.30	8	260	$ 33,904
20	1.2000	$ 16.43	8	260	$ 34,174
21	1.2100	$ 16.57	8	260	$ 34,466
22	1.2200	$ 16.71	8	260	$ 34,757
23	1.2300	$ 16.84	8	260	$ 35,027
24	1.2400	$ 16.98	8	260	$ 35,318
25	1.2500	$ 17.12	8	260	$ 35,610

Mech. Years	Level 2 INDEX	RATE	Hrs. per day	Days per yr.	Annual
0	Base	$ 14.99	8	260	$ 31,179
1	1.0100	$ 15.14	8	260	$ 31,491
2	1.0200	$ 15.29	8	260	$ 31,803
3	1.0300	$ 15.44	8	260	$ 32,115
4	1.0400	$ 15.59	8	260	$ 32,427
5	1.0500	$ 15.74	8	260	$ 32,739
6	1.0600	$ 15.89	8	260	$ 33,051
7	1.0700	$ 16.04	8	260	$ 33,363
8	1.0800	$ 16.19	8	260	$ 33,675
9	1.0900	$ 16.34	8	260	$ 33,987
10	1.1000	$ 16.49	8	260	$ 34,299
11	1.1100	$ 16.64	8	260	$ 34,611
12	1.1200	$ 16.79	8	260	$ 34,923
13	1.1300	$ 16.94	8	260	$ 35,235
14	1.1400	$ 17.09	8	260	$ 35,547
15	1.1500	$ 17.24	8	260	$ 35,859
16	1.1600	$ 17.39	8	260	$ 36,171
17	1.1700	$ 17.54	8	260	$ 36,483
18	1.1800	$ 17.69	8	260	$ 36,795
19	1.1900	$ 17.84	8	260	$ 37,107
20	1.2000	$ 17.99	8	260	$ 37,419
21	1.2100	$ 18.14	8	260	$ 37,731
22	1.2200	$ 18.29	8	260	$ 38,043
23	1.2300	$ 18.44	8	260	$ 38,355
24	1.2400	$ 18.59	8	260	$ 38,667
25	1.2500	$ 18.74	8	260	$ 38,979

Support Salary Schedule
2021-2022

Mech	Level 3				
Years	INDEX	RATE	Hrs. per day	Days per yr.	Annual
0	Base	$ 15.58	8	260	$ 32,406
1	1.0100	$ 15.74	8	260	$ 32,739
2	1.0200	$ 15.90	8	260	$ 33,072
3	1.0300	$ 16.05	8	260	$ 33,384
4	1.0400	$ 16.21	8	260	$ 33,717
5	1.0500	$ 16.36	8	260	$ 34,029
6	1.0600	$ 16.52	8	260	$ 34,362
7	1.0700	$ 16.68	8	260	$ 34,694
8	1.0800	$ 16.83	8	260	$ 35,006
9	1.0900	$ 16.99	8	260	$ 35,339
10	1.1000	$ 17.14	8	260	$ 35,651
11	1.1100	$ 17.30	8	260	$ 35,984
12	1.1200	$ 17.45	8	260	$ 36,296
13	1.1300	$ 17.61	8	260	$ 36,629
14	1.1400	$ 17.77	8	260	$ 36,962
15	1.1500	$ 17.92	8	260	$ 37,274
16	1.1600	$ 18.08	8	260	$ 37,606
17	1.1700	$ 18.23	8	260	$ 37,918
18	1.1800	$ 18.39	8	260	$ 38,251
19	1.1900	$ 18.55	8	260	$ 38,584
20	1.2000	$ 18.70	8	260	$ 38,896
21	1.2100	$ 18.86	8	260	$ 39,229
22	1.2200	$ 19.01	8	260	$ 39,541
23	1.2300	$ 19.17	8	260	$ 39,874
24	1.2400	$ 19.32	8	260	$ 40,186
25	1.2500	$ 19.48	8	260	$ 40,518

Lead Mech.					
Years	INDEX	RATE	Hrs. per day	Days per yr.	Annual
0	Base	$ 16.79	8	260	$ 34,923
1	1.0100	$ 16.96	8	260	$ 35,277
2	1.0200	$ 17.13	8	260	$ 35,630
3	1.0300	$ 17.30	8	260	$ 35,984
4	1.0400	$ 17.47	8	260	$ 36,338
5	1.0500	$ 17.63	8	260	$ 36,670
6	1.0600	$ 17.80	8	260	$ 37,024
7	1.0700	$ 17.97	8	260	$ 37,378
8	1.0800	$ 18.14	8	260	$ 37,731
9	1.0900	$ 18.31	8	260	$ 38,085
10	1.1000	$ 18.47	8	260	$ 38,418
11	1.1100	$ 18.64	8	260	$ 38,771
12	1.1200	$ 18.81	8	260	$ 39,125
13	1.1300	$ 18.98	8	260	$ 39,478
14	1.1400	$ 19.15	8	260	$ 39,832
15	1.1500	$ 19.31	8	260	$ 40,165
16	1.1600	$ 19.48	8	260	$ 40,518
17	1.1700	$ 19.65	8	260	$ 40,872
18	1.1800	$ 19.82	8	260	$ 41,226
19	1.1900	$ 19.99	8	260	$ 41,579
20	1.2000	$ 20.15	8	260	$ 41,912
21	1.2100	$ 20.32	8	260	$ 42,266
22	1.2200	$ 20.49	8	260	$ 42,619
23	1.2300	$ 20.66	8	260	$ 42,973
24	1.2400	$ 20.82	8	260	$ 43,306
25	1.2500	$ 20.99	8	260	$ 43,659

Support Salary Schedule
2021-2022

Maint. Years	Level 1 INDEX	RATE	Hrs. per day	Days per yr.	Annual
0	Base	$ 14.72	8	260	$ 30,618
1	1.0100	$ 14.87	8	260	$ 30,930
2	1.0200	$ 15.02	8	260	$ 31,242
3	1.0300	$ 15.17	8	260	$ 31,554
4	1.0400	$ 15.31	8	260	$ 31,845
5	1.0500	$ 15.46	8	260	$ 32,157
6	1.0600	$ 15.61	8	260	$ 32,469
7	1.0700	$ 15.76	8	260	$ 32,781
8	1.0800	$ 15.90	8	260	$ 33,072
9	1.0900	$ 16.05	8	260	$ 33,384
10	1.1000	$ 16.20	8	260	$ 33,696
11	1.1100	$ 16.34	8	260	$ 33,987
12	1.1200	$ 16.49	8	260	$ 34,299
13	1.1300	$ 16.64	8	260	$ 34,611
14	1.1400	$ 16.79	8	260	$ 34,923
15	1.1500	$ 16.93	8	260	$ 35,214
16	1.1600	$ 17.08	8	260	$ 35,526
17	1.1700	$ 17.23	8	260	$ 35,838
18	1.1800	$ 17.37	8	260	$ 36,130
19	1.1900	$ 17.52	8	260	$ 36,442
20	1.2000	$ 17.67	8	260	$ 36,754
21	1.2100	$ 17.82	8	260	$ 37,066
22	1.2200	$ 17.96	8	260	$ 37,357
23	1.2300	$ 18.11	8	260	$ 37,669
24	1.2400	$ 18.26	8	260	$ 37,981
25	1.2500	$ 18.40	8	260	$ 38,272

With additional 5%

Maint Years	Level 2 INDEX	RATE	Hrs. per day	Days per yr.	Annual
0	Base	$ 15.04	8	260	$ 31,283
1	1.0100	$ 15.20	8	260	$ 31,616
2	1.0200	$ 15.35	8	260	$ 31,928
3	1.0300	$ 15.50	8	260	$ 32,240
4	1.0400	$ 15.65	8	260	$ 32,552
5	1.0500	$ 15.80	8	260	$ 32,864
6	1.0600	$ 15.95	8	260	$ 33,176
7	1.0700	$ 16.10	8	260	$ 33,488
8	1.0800	$ 16.25	8	260	$ 33,800
9	1.0900	$ 16.40	8	260	$ 34,112
10	1.1000	$ 16.55	8	260	$ 34,424
11	1.1100	$ 16.70	8	260	$ 34,736
12	1.1200	$ 16.85	8	260	$ 35,048
13	1.1300	$ 17.00	8	260	$ 35,360
14	1.1400	$ 17.15	8	260	$ 35,672
15	1.1500	$ 17.30	8	260	$ 35,984
16	1.1600	$ 17.45	8	260	$ 36,296
17	1.1700	$ 17.60	8	260	$ 36,608
18	1.1800	$ 17.75	8	260	$ 36,920
19	1.1900	$ 17.90	8	260	$ 37,232
20	1.2000	$ 18.05	8	260	$ 37,544
21	1.2100	$ 18.20	8	260	$ 37,856
22	1.2200	$ 18.35	8	260	$ 38,168
23	1.2300	$ 18.50	8	260	$ 38,480
24	1.2400	$ 18.65	8	260	$ 38,792
25	1.2500	$ 18.80	8	260	$ 39,104

With additional 5%

Support Salary Schedule
2021-2022

Maint	Level 3				
Years	**INDEX**	**RATE**	**Hrs. per day**	**Days per yr.**	**Annual**
0	Base	$ 16.11	8	260	$ 33,509
1	1.0100	$ 16.28	8	260	$ 33,862
2	1.0200	$ 16.44	8	260	$ 34,195
3	1.0300	$ 16.60	8	260	$ 34,528
4	1.0400	$ 16.76	8	260	$ 34,861
5	1.0500	$ 16.92	8	260	$ 35,194
6	1.0600	$ 17.08	8	260	$ 35,526
7	1.0700	$ 17.24	8	260	$ 35,859
8	1.0800	$ 17.40	8	260	$ 36,192
9	1.0900	$ 17.56	8	260	$ 36,525
10	1.1000	$ 17.73	8	260	$ 36,878
11	1.1100	$ 17.89	8	260	$ 37,211
12	1.1200	$ 18.05	8	260	$ 37,544
13	1.1300	$ 18.21	8	260	$ 37,877
14	1.1400	$ 18.37	8	260	$ 38,210
15	1.1500	$ 18.53	8	260	$ 38,542
16	1.1600	$ 18.69	8	260	$ 38,875
17	1.1700	$ 18.85	8	260	$ 39,208
18	1.1800	$ 19.01	8	260	$ 39,541
19	1.1900	$ 19.18	8	260	$ 39,894
20	1.2000	$ 19.34	8	260	$ 40,227
21	1.2100	$ 19.50	8	260	$ 40,560
22	1.2200	$ 19.66	8	260	$ 40,893
23	1.2300	$ 19.82	8	260	$ 41,226
24	1.2400	$ 19.98	8	260	$ 41,558
25	1.2500	$ 20.14	8	260	$ 41,891

With additional 5%

Maint Lead					
Years	**INDEX**	**RATE**	**Hrs. per day**	**Days per yr.**	**Annual**
0	Base	$ 17.01	8	260	$ 35,381
1	1.0100	$ 17.19	8	260	$ 35,755
2	1.0200	$ 17.36	8	260	$ 36,109
3	1.0300	$ 17.53	8	260	$ 36,462
4	1.0400	$ 17.70	8	260	$ 36,816
5	1.0500	$ 17.87	8	260	$ 37,170
6	1.0600	$ 18.04	8	260	$ 37,523
7	1.0700	$ 18.21	8	260	$ 37,877
8	1.0800	$ 18.38	8	260	$ 38,230
9	1.0900	$ 18.55	8	260	$ 38,584
10	1.1000	$ 18.72	8	260	$ 38,938
11	1.1100	$ 18.89	8	260	$ 39,291
12	1.1200	$ 19.06	8	260	$ 39,645
13	1.1300	$ 19.23	8	260	$ 39,998
14	1.1400	$ 19.40	8	260	$ 40,352
15	1.1500	$ 19.57	8	260	$ 40,706
16	1.1600	$ 19.74	8	260	$ 41,059
17	1.1700	$ 19.91	8	260	$ 41,413
18	1.1800	$ 20.08	8	260	$ 41,766
19	1.1900	$ 20.25	8	260	$ 42,120
20	1.2000	$ 20.42	8	260	$ 42,474
21	1.2100	$ 20.59	8	260	$ 42,827
22	1.2200	$ 20.76	8	260	$ 43,181
23	1.2300	$ 20.93	8	260	$ 43,534
24	1.2400	$ 21.10	8	260	$ 43,888
25	1.2500	$ 21.27	8	260	$ 44,242

With additional 5%

Support Salary Schedule
2021-2022

Technician					
Years	INDEX	RATE	Hrs. per day	Days per yr.	Annual
0	Base	$ 18.25	8	260	$ 37,960
1	1.0100	$ 18.44	8	260	$ 38,355
2	1.0200	$ 18.62	8	260	$ 38,730
3	1.0300	$ 18.80	8	260	$ 39,104
4	1.0400	$ 18.98	8	260	$ 39,478
5	1.0500	$ 19.17	8	260	$ 39,874
6	1.0600	$ 19.35	8	260	$ 40,248
7	1.0700	$ 19.53	8	260	$ 40,622
8	1.0800	$ 19.71	8	260	$ 40,997
9	1.0900	$ 19.90	8	260	$ 41,392
10	1.1000	$ 20.08	8	260	$ 41,766
11	1.1100	$ 20.26	8	260	$ 42,141
12	1.1200	$ 20.44	8	260	$ 42,515
13	1.1300	$ 20.63	8	260	$ 42,910
14	1.1400	$ 20.81	8	260	$ 43,285
15	1.1500	$ 20.99	8	260	$ 43,659
16	1.1600	$ 21.17	8	260	$ 44,034
17	1.1700	$ 21.36	8	260	$ 44,429
18	1.1800	$ 21.54	8	260	$ 44,803
19	1.1900	$ 21.72	8	260	$ 45,178
20	1.2000	$ 21.90	8	260	$ 45,552
21	1.2100	$ 22.09	8	260	$ 45,947
22	1.2200	$ 22.27	8	260	$ 46,322
23	1.2300	$ 22.45	8	260	$ 46,696
24	1.2400	$ 22.63	8	260	$ 47,070
25	1.2500	$ 22.82	8	260	$ 47,466

Lead Tech					
Years	INDEX	RATE	Hrs. per day	Days per yr.	Annual
0	Base	$ 19.43	8	260	$ 40,414
1	1.0100	$ 19.63	8	260	$ 40,830
2	1.0200	$ 19.82	8	260	$ 41,226
3	1.0300	$ 20.02	8	260	$ 41,642
4	1.0400	$ 20.21	8	260	$ 42,037
5	1.0500	$ 20.41	8	260	$ 42,453
6	1.0600	$ 20.60	8	260	$ 42,848
7	1.0700	$ 20.80	8	260	$ 43,264
8	1.0800	$ 20.99	8	260	$ 43,659
9	1.0900	$ 21.18	8	260	$ 44,054
10	1.1000	$ 21.38	8	260	$ 44,470
11	1.1100	$ 21.57	8	260	$ 44,866
12	1.1200	$ 21.77	8	260	$ 45,282
13	1.1300	$ 21.96	8	260	$ 45,677
14	1.1400	$ 22.16	8	260	$ 46,093
15	1.1500	$ 22.35	8	260	$ 46,488
16	1.1600	$ 22.54	8	260	$ 46,883
17	1.1700	$ 22.74	8	260	$ 47,299
18	1.1800	$ 22.93	8	260	$ 47,694
19	1.1900	$ 23.13	8	260	$ 48,110
20	1.2000	$ 23.32	8	260	$ 48,506
21	1.2100	$ 23.52	8	260	$ 48,922
22	1.2200	$ 23.71	8	260	$ 49,317
23	1.2300	$ 23.90	8	260	$ 49,712
24	1.2400	$ 24.10	8	260	$ 50,128
25	1.2500	$ 24.29	8	260	$ 50,523

Support Salary Schedule
2021-2022

Dept Financial Admin Analyst Non Degree					
Years	INDEX	RATE	Hrs. per day	Days per yr.	Annual
0	Base	$ 15.38	8	260	$ 31,990
1	1.0100	$ 15.54	8	260	$ 32,323
2	1.0200	$ 15.69	8	260	$ 32,635
3	1.0300	$ 15.85	8	260	$ 32,968
4	1.0400	$ 16.00	8	260	$ 33,280
5	1.0500	$ 16.15	8	260	$ 33,592
6	1.0600	$ 16.31	8	260	$ 33,925
7	1.0700	$ 16.46	8	260	$ 34,237
8	1.0800	$ 16.62	8	260	$ 34,570
9	1.0900	$ 16.77	8	260	$ 34,882
10	1.1000	$ 16.92	8	260	$ 35,194
11	1.1100	$ 17.08	8	260	$ 35,526
12	1.1200	$ 17.23	8	260	$ 35,838
13	1.1300	$ 17.38	8	260	$ 36,150
14	1.1400	$ 17.54	8	260	$ 36,483
15	1.1500	$ 17.69	8	260	$ 36,795
16	1.1600	$ 17.85	8	260	$ 37,128
17	1.1700	$ 18.00	8	260	$ 37,440
18	1.1800	$ 18.15	8	260	$ 37,752
19	1.1900	$ 18.31	8	260	$ 38,085
20	1.2000	$ 18.46	8	260	$ 38,397
21	1.2100	$ 18.61	8	260	$ 38,709
22	1.2200	$ 18.77	8	260	$ 39,042
23	1.2300	$ 18.92	8	260	$ 39,354
24	1.2400	$ 19.08	8	260	$ 39,686
25	1.2500	$ 19.23	8	260	$ 39,998

Dept Financial Admin Analyst 4-Year Degree					
Years	INDEX	RATE	Hrs. per day	Days per yr.	Annual
0	Base	$ 16.84	8	260	$ 35,027
1	1.0100	$ 17.01	8	260	$ 35,381
2	1.0200	$ 17.18	8	260	$ 35,734
3	1.0300	$ 17.35	8	260	$ 36,088
4	1.0400	$ 17.52	8	260	$ 36,442
5	1.0500	$ 17.69	8	260	$ 36,795
6	1.0600	$ 17.86	8	260	$ 37,149
7	1.0700	$ 18.02	8	260	$ 37,482
8	1.0800	$ 18.19	8	260	$ 37,835
9	1.0900	$ 18.36	8	260	$ 38,189
10	1.1000	$ 18.53	8	260	$ 38,542
11	1.1100	$ 18.70	8	260	$ 38,896
12	1.1200	$ 18.87	8	260	$ 39,250
13	1.1300	$ 19.03	8	260	$ 39,582
14	1.1400	$ 19.20	8	260	$ 39,936
15	1.1500	$ 19.37	8	260	$ 40,290
16	1.1600	$ 19.54	8	260	$ 40,643
17	1.1700	$ 19.71	8	260	$ 40,997
18	1.1800	$ 19.88	8	260	$ 41,350
19	1.1900	$ 20.04	8	260	$ 41,683
20	1.2000	$ 20.21	8	260	$ 42,037
21	1.2100	$ 20.38	8	260	$ 42,390
22	1.2200	$ 20.55	8	260	$ 42,744
23	1.2300	$ 20.72	8	260	$ 43,098
24	1.2400	$ 20.89	8	260	$ 43,451
25	1.2500	$ 21.05	8	260	$ 43,784

Support Salary Schedule
2021-2022

Acct Clerk Non Degree					
Years	INDEX	RATE	Hrs. per day	Days per yr.	Annual
0	Base	$ 15.91	8	260	$ 33,093
1	1.0100	$ 16.07	8	260	$ 33,426
2	1.0200	$ 16.23	8	260	$ 33,758
3	1.0300	$ 16.39	8	260	$ 34,091
4	1.0400	$ 16.55	8	260	$ 34,424
5	1.0500	$ 16.71	8	260	$ 34,757
6	1.0600	$ 16.87	8	260	$ 35,090
7	1.0700	$ 17.03	8	260	$ 35,422
8	1.0800	$ 17.19	8	260	$ 35,755
9	1.0900	$ 17.35	8	260	$ 36,088
10	1.1000	$ 17.51	8	260	$ 36,421
11	1.1100	$ 17.67	8	260	$ 36,754
12	1.1200	$ 17.82	8	260	$ 37,066
13	1.1300	$ 17.98	8	260	$ 37,398
14	1.1400	$ 18.14	8	260	$ 37,731
15	1.1500	$ 18.30	8	260	$ 38,064
16	1.1600	$ 18.46	8	260	$ 38,397
17	1.1700	$ 18.62	8	260	$ 38,730
18	1.1800	$ 18.78	8	260	$ 39,062
19	1.1900	$ 18.94	8	260	$ 39,395
20	1.2000	$ 19.10	8	260	$ 39,728
21	1.2100	$ 19.26	8	260	$ 40,061
22	1.2200	$ 19.42	8	260	$ 40,394
23	1.2300	$ 19.57	8	260	$ 40,706
24	1.2400	$ 19.73	8	260	$ 41,038
25	1.2500	$ 19.89	8	260	$ 41,371

Acct Clerk 4-Year Degree					
Years	INDEX	RATE	Hrs. per day	Days per yr.	Annual
0	Base	$ 17.68	8	260	$ 36,774
1	1.0100	$ 17.86	8	260	$ 37,149
2	1.0200	$ 18.04	8	260	$ 37,523
3	1.0300	$ 18.22	8	260	$ 37,898
4	1.0400	$ 18.39	8	260	$ 38,251
5	1.0500	$ 18.57	8	260	$ 38,626
6	1.0600	$ 18.75	8	260	$ 39,000
7	1.0700	$ 18.92	8	260	$ 39,354
8	1.0800	$ 19.10	8	260	$ 39,728
9	1.0900	$ 19.28	8	260	$ 40,102
10	1.1000	$ 19.45	8	260	$ 40,456
11	1.1100	$ 19.63	8	260	$ 40,830
12	1.1200	$ 19.81	8	260	$ 41,205
13	1.1300	$ 19.98	8	260	$ 41,558
14	1.1400	$ 20.16	8	260	$ 41,933
15	1.1500	$ 20.34	8	260	$ 42,307
16	1.1600	$ 20.51	8	260	$ 42,661
17	1.1700	$ 20.69	8	260	$ 43,035
18	1.1800	$ 20.87	8	260	$ 43,410
19	1.1900	$ 21.04	8	260	$ 43,763
20	1.2000	$ 21.22	8	260	$ 44,138
21	1.2100	$ 21.40	8	260	$ 44,512
22	1.2200	$ 21.57	8	260	$ 44,866
23	1.2300	$ 21.75	8	260	$ 45,240
24	1.2400	$ 21.93	8	260	$ 45,614
25	1.2500	$ 22.10	8	260	$ 45,968

Support Salary Schedule
2021-2022

Lead Bookkeeper/Acct Clerk					
Years	INDEX	RATE	Hrs. per day	Days per yr.	Annual
0	Base	$ 18.85	8	260	$39,208
1	1.01	$ 19.04	8	260	$39,603
2	1.02	$ 19.23	8	260	$39,998
3	1.03	$ 19.42	8	260	$40,394
4	1.04	$ 19.61	8	260	$40,789
5	1.05	$ 19.80	8	260	$41,184
6	1.06	$ 19.99	8	260	$41,579
7	1.07	$ 20.17	8	260	$41,954
8	1.08	$ 20.36	8	260	$42,349
9	1.09	$ 20.55	8	260	$42,744
10	1.1	$ 20.74	8	260	$43,139
11	1.11	$ 20.93	8	260	$43,534
12	1.12	$ 21.12	8	260	$43,930
13	1.13	$ 21.31	8	260	$44,325
14	1.14	$ 21.49	8	260	$44,699
15	1.15	$ 21.68	8	260	$45,094
16	1.16	$ 21.87	8	260	$45,490
17	1.17	$ 22.06	8	260	$45,885
18	1.18	$ 22.25	8	260	$46,280
19	1.19	$ 22.44	8	260	$46,675
20	1.2	$ 22.62	8	260	$47,050
21	1.21	$ 22.81	8	260	$47,445
22	1.22	$ 23.00	8	260	$47,840
23	1.23	$ 23.19	8	260	$48,235
24	1.24	$ 23.38	8	260	$48,630
25	1.25	$ 23.57	8	260	$49,026

Support Salary Schedule
2021-2022

Food Service Asst. Supervisor (not in use currently)					
Years	INDEX	RATE			
0	Base	$ 20.71	8	200	$ 33,136
1	1.0100	$ 20.92	8	200	$ 33,472
2	1.0200	$ 21.13	8	200	$ 33,808
3	1.0300	$ 21.34	8	200	$ 34,144
4	1.0400	$ 21.54	8	200	$ 34,464
5	1.0500	$ 21.75	8	200	$ 34,800
6	1.0600	$ 21.96	8	200	$ 35,136
7	1.0700	$ 22.16	8	200	$ 35,456
8	1.0800	$ 22.37	8	200	$ 35,792
9	1.0900	$ 22.58	8	200	$ 36,128
10	1.1000	$ 22.79	8	200	$ 36,464
11	1.1100	$ 22.99	8	200	$ 36,784
12	1.1200	$ 23.20	8	200	$ 37,120
13	1.1300	$ 23.41	8	200	$ 37,456
14	1.1400	$ 23.61	8	200	$ 37,776
15	1.1500	$ 23.82	8	200	$ 38,112
16	1.1600	$ 24.03	8	200	$ 38,448
17	1.1700	$ 24.24	8	200	$ 38,784
18	1.1800	$ 24.44	8	200	$ 39,104
19	1.1900	$ 24.65	8	200	$ 39,440
20	1.2000	$ 24.86	8	200	$ 39,776
21	1.2100	$ 25.06	8	200	$ 40,096
22	1.2200	$ 25.27	8	200	$ 40,432
23	1.2300	$ 25.48	8	200	$ 40,768
24	1.2400	$ 25.69	8	200	$ 41,104
25	1.2500	$ 25.89	8	200	$ 41,424

SACC Dir					
Years	INDEX	RATE	Hrs. per day	Days per yr.	Annual
0	Base	$ 16.98	8	260	$ 35,318
1	1.0100	$ 17.15	8	260	$ 35,672
2	1.0200	$ 17.32	8	260	$ 36,026
3	1.0300	$ 17.49	8	260	$ 36,379
4	1.0400	$ 17.66	8	260	$ 36,733
5	1.0500	$ 17.83	8	260	$ 37,086
6	1.0600	$ 18.00	8	260	$ 37,440
7	1.0700	$ 18.17	8	260	$ 37,794
8	1.0800	$ 18.34	8	260	$ 38,147
9	1.0900	$ 18.51	8	260	$ 38,501
10	1.1000	$ 18.68	8	260	$ 38,854
11	1.1100	$ 18.85	8	260	$ 39,208
12	1.1200	$ 19.02	8	260	$ 39,562
13	1.1300	$ 19.19	8	260	$ 39,915
14	1.1400	$ 19.36	8	260	$ 40,269
15	1.1500	$ 19.53	8	260	$ 40,622
16	1.1600	$ 19.70	8	260	$ 40,976
17	1.1700	$ 19.87	8	260	$ 41,330
18	1.1800	$ 20.04	8	260	$ 41,683
19	1.1900	$ 20.21	8	260	$ 42,037
20	1.2000	$ 20.38	8	260	$ 42,390
21	1.2100	$ 20.55	8	260	$ 42,744
22	1.2200	$ 20.72	8	260	$ 43,098
23	1.2300	$ 20.89	8	260	$ 43,451
24	1.2400	$ 21.06	8	260	$ 43,805
25	1.2500	$ 21.23	8	260	$ 44,158

Support Salary Schedule
2021-2022

Support Supv (Tech and Mechanic)					
Years	INDEX	RATE	Hrs. per day	Days per yr.	Annual
0	Base	$ 24.19	8	260	$ 50,315
1	1.0100	$ 24.44	8	260	$ 50,835
2	1.0200	$ 24.68	8	260	$ 51,334
3	1.0300	$ 24.92	8	260	$ 51,834
4	1.0400	$ 25.16	8	260	$ 52,333
5	1.0500	$ 25.40	8	260	$ 52,832
6	1.0600	$ 25.65	8	260	$ 53,352
7	1.0700	$ 25.89	8	260	$ 53,851
8	1.0800	$ 26.13	8	260	$ 54,350
9	1.0900	$ 26.37	8	260	$ 54,850
10	1.1000	$ 26.61	8	260	$ 55,349
11	1.1100	$ 26.86	8	260	$ 55,869
12	1.1200	$ 27.10	8	260	$ 56,368
13	1.1300	$ 27.34	8	260	$ 56,867
14	1.1400	$ 27.58	8	260	$ 57,366
15	1.1500	$ 27.82	8	260	$ 57,866
16	1.1600	$ 28.07	8	260	$ 58,386
17	1.1700	$ 28.31	8	260	$ 58,885
18	1.1800	$ 28.55	8	260	$ 59,384
19	1.1900	$ 28.79	8	260	$ 59,883
20	1.2000	$ 29.03	8	260	$ 60,382
21	1.2100	$ 29.27	8	260	$ 60,882
22	1.2200	$ 29.52	8	260	$ 61,402
23	1.2300	$ 29.76	8	260	$ 61,901
24	1.2400	$ 30.00	8	260	$ 62,400
25	1.2500	$ 30.24	8	260	$ 62,899

Support Supv (Food Service) 4-Year Degree (Not in use)					
Years	INDEX	RATE	Hrs. per day	Days per yr.	Annual
0	Base	$ 26.47	8	260	$ 55,058
1	1.0100	$ 26.74	8	260	$ 55,619
2	1.0200	$ 27.00	8	260	$ 56,160
3	1.0300	$ 27.27	8	260	$ 56,722
4	1.0400	$ 27.53	8	260	$ 57,262
5	1.0500	$ 27.80	8	260	$ 57,824
6	1.0600	$ 28.06	8	260	$ 58,365
7	1.0700	$ 28.33	8	260	$ 58,926
8	1.0800	$ 28.59	8	260	$ 59,467
9	1.0900	$ 28.86	8	260	$ 60,029
10	1.1000	$ 29.12	8	260	$ 60,570
11	1.1100	$ 29.39	8	260	$ 61,131
12	1.1200	$ 29.65	8	260	$ 61,672
13	1.1300	$ 29.92	8	260	$ 62,234
14	1.1400	$ 30.18	8	260	$ 62,774
15	1.1500	$ 30.45	8	260	$ 63,336
16	1.1600	$ 30.71	8	260	$ 63,877
17	1.1700	$ 30.97	8	260	$ 64,418
18	1.1800	$ 31.24	8	260	$ 64,979
19	1.1900	$ 31.50	8	260	$ 65,520
20	1.2000	$ 31.77	8	260	$ 66,082
21	1.2100	$ 32.03	8	260	$ 66,622
22	1.2200	$ 32.30	8	260	$ 67,184
23	1.2300	$ 32.56	8	260	$ 67,725
24	1.2400	$ 32.83	8	260	$ 68,286
25	1.2500	$ 33.09	8	260	$ 68,827

Support Salary Schedule
2021-2022

Department Director					
Years	INDEX	RATE	Hrs. per day	Days per yr.	Annual
0	Base	$ 31.97	8	260	$ 66,498
1	1.0100	$ 32.29	8	260	$ 67,163
2	1.0200	$ 32.61	8	260	$ 67,829
3	1.0300	$ 32.93	8	260	$ 68,494
4	1.0400	$ 33.25	8	260	$ 69,160
5	1.0500	$ 33.57	8	260	$ 69,826
6	1.0600	$ 33.89	8	260	$ 70,491
7	1.0700	$ 34.21	8	260	$ 71,157
8	1.0800	$ 34.53	8	260	$ 71,822
9	1.0900	$ 34.85	8	260	$ 72,488
10	1.1000	$ 35.17	8	260	$ 73,154
11	1.1100	$ 35.49	8	260	$ 73,819
12	1.1200	$ 35.81	8	260	$ 74,485
13	1.1300	$ 36.13	8	260	$ 75,150
14	1.1400	$ 36.45	8	260	$ 75,816
15	1.1500	$ 36.77	8	260	$ 76,482
16	1.1600	$ 37.09	8	260	$ 77,147
17	1.1700	$ 37.41	8	260	$ 77,813
18	1.1800	$ 37.73	8	260	$ 78,478
19	1.1900	$ 38.05	8	260	$ 79,144
20	1.2000	$ 38.37	8	260	$ 79,810
21	1.2100	$ 38.69	8	260	$ 80,475
22	1.2200	$ 39.01	8	260	$ 81,141
23	1.2300	$ 39.33	8	260	$ 81,806
24	1.2400	$ 39.65	8	260	$ 82,472
25	1.2500	$ 39.97	8	260	$ 83,138

12 Month Supervisor					
Years	INDEX	RATE	Hrs. per day	Days per yr.	Annual
0	Base	$ 24.25	8	260	$ 50,440
1	1.0100	$ 24.50	8	260	$ 50,960
2	1.0200	$ 24.74	8	260	$ 51,459
3	1.0300	$ 24.98	8	260	$ 51,958
4	1.0400	$ 25.22	8	260	$ 52,458
5	1.0500	$ 25.47	8	260	$ 52,978
6	1.0600	$ 25.71	8	260	$ 53,477
7	1.0700	$ 25.95	8	260	$ 53,976
8	1.0800	$ 26.19	8	260	$ 54,475
9	1.0900	$ 26.44	8	260	$ 54,995
10	1.1000	$ 26.68	8	260	$ 55,494
11	1.1100	$ 26.92	8	260	$ 55,994
12	1.1200	$ 27.16	8	260	$ 56,493
13	1.1300	$ 27.41	8	260	$ 57,013
14	1.1400	$ 27.65	8	260	$ 57,512
15	1.1500	$ 27.89	8	260	$ 58,011
16	1.1600	$ 28.13	8	260	$ 58,510
17	1.1700	$ 28.38	8	260	$ 59,030
18	1.1800	$ 28.62	8	260	$ 59,530
19	1.1900	$ 28.86	8	260	$ 60,029
20	1.2000	$ 29.10	8	260	$ 60,528
21	1.2100	$ 29.35	8	260	$ 61,048
22	1.2200	$ 29.59	8	260	$ 61,547
23	1.2300	$ 29.83	8	260	$ 62,046
24	1.2400	$ 30.07	8	260	$ 62,546
25	1.2500	$ 30.32	8	260	$ 63,066

Support Salary Schedule
2021-2022

Asst. Director of Finance					
Years	INDEX	RATE	Hrs. per day	Days per yr.	Annual
0	Base	$ 22.32	8	260	$ 46,426
1	1.0100	$ 22.55	8	260	$ 46,904
2	1.0200	$ 22.77	8	260	$ 47,362
3	1.0300	$ 22.99	8	260	$ 47,819
4	1.0400	$ 23.22	8	260	$ 48,298
5	1.0500	$ 23.44	8	260	$ 48,755
6	1.0600	$ 23.66	8	260	$ 49,213
7	1.0700	$ 23.89	8	260	$ 49,691
8	1.0800	$ 24.11	8	260	$ 50,149
9	1.0900	$ 24.33	8	260	$ 50,606
10	1.1000	$ 24.56	8	260	$ 51,085
11	1.1100	$ 24.78	8	260	$ 51,542
12	1.1200	$ 25.00	8	260	$ 52,000
13	1.1300	$ 25.23	8	260	$ 52,478
14	1.1400	$ 25.45	8	260	$ 52,936
15	1.1500	$ 25.67	8	260	$ 53,394
16	1.1600	$ 25.90	8	260	$ 53,872
17	1.1700	$ 26.12	8	260	$ 54,330
18	1.1800	$ 26.34	8	260	$ 54,787
19	1.1900	$ 26.57	8	260	$ 55,266
20	1.2000	$ 26.79	8	260	$ 55,723
21	1.2100	$ 27.01	8	260	$ 56,181
22	1.2200	$ 27.24	8	260	$ 56,659
23	1.2300	$ 27.46	8	260	$ 57,117
24	1.2400	$ 27.68	8	260	$ 57,574
25	1.2500	$ 27.90	8	260	$ 58,032

Chief Financial Officer (Asst. Dir. Stipends Not Included)					
Years	INDEX	RATE	Hrs. per day	Days per yr.	Annual
0	Base	$ 30.86	8	260	$ 64,189
1	1.0100	$ 31.17	8	260	$ 64,834
2	1.0200	$ 31.48	8	260	$ 65,478
3	1.0300	$ 31.79	8	260	$ 66,123
4	1.0400	$ 32.10	8	260	$ 66,768
5	1.0500	$ 32.41	8	260	$ 67,413
6	1.0600	$ 32.72	8	260	$ 68,058
7	1.0700	$ 33.03	8	260	$ 68,702
8	1.0800	$ 33.33	8	260	$ 69,326
9	1.0900	$ 33.64	8	260	$ 69,971
10	1.1000	$ 33.95	8	260	$ 70,616
11	1.1100	$ 34.26	8	260	$ 71,261
12	1.1200	$ 34.57	8	260	$ 71,906
13	1.1300	$ 34.88	8	260	$ 72,550
14	1.1400	$ 35.19	8	260	$ 73,195
15	1.1500	$ 35.49	8	260	$ 73,819
16	1.1600	$ 35.80	8	260	$ 74,464
17	1.1700	$ 36.11	8	260	$ 75,109
18	1.1800	$ 36.42	8	260	$ 75,754
19	1.1900	$ 36.73	8	260	$ 76,398
20	1.2000	$ 37.04	8	260	$ 77,043
21	1.2100	$ 37.35	8	260	$ 77,688
22	1.2200	$ 37.65	8	260	$ 78,312
23	1.2300	$ 37.96	8	260	$ 78,957
24	1.2400	$ 38.27	8	260	$ 79,602
25	1.2500	$ 38.58	8	260	$ 80,246

Support Salary Schedule
2021-2022

Support Salary Schedule
2021-2022

Support Salary Schedule
2021-2022

Support Salary Schedule
2021-2022

Support Salary Schedule
2021-2022

Support Salary Schedule
2021-2022

Support Salary Schedule
2021-2022

Support Salary Schedule
2021-2022

Support Salary Schedule
2021-2022

Support Salary Schedule
2021-2022

Support Salary Schedule
2021-2022

Support Salary Schedule
2021-2022

Support Salary Schedule
2021-2022

*high school paid here but at 240 days

Data Clerks & Bookkeepers (Above 900 Students)					
Years	INDEX	RATE	Hrs. per da	Days per yı	Annual
0	Base	$ 12.44	8	240	$ 23,885
1	1.0100	$ 12.57	8	240	$ 24,134
2	1.0200	$ 12.69	8	240	$ 24,365
3	1.0300	$ 12.82	8	240	$ 24,614
4	1.0400	$ 12.94	8	240	$ 24,845
5	1.0500	$ 13.07	8	240	$ 25,094
6	1.0600	$ 13.19	8	240	$ 25,325
7	1.0700	$ 13.32	8	240	$ 25,574
8	1.0800	$ 13.44	8	240	$ 25,805
9	1.0900	$ 13.56	8	240	$ 26,035
10	1.1000	$ 13.69	8	240	$ 26,285
11	1.1100	$ 13.81	8	240	$ 26,515
12	1.1200	$ 13.94	8	240	$ 26,765
13	1.1300	$ 14.06	8	240	$ 26,995
14	1.1400	$ 14.19	8	240	$ 27,245
15	1.1500	$ 14.31	8	240	$ 27,475
16	1.1600	$ 14.44	8	240	$ 27,725
17	1.1700	$ 14.56	8	240	$ 27,955
18	1.1800	$ 14.68	8	240	$ 28,186
19	1.1900	$ 14.81	8	240	$ 28,435
20	1.2000	$ 14.93	8	240	$ 28,666
21	1.2100	$ 15.06	8	240	$ 28,915
22	1.2200	$ 15.18	8	240	$ 29,146
23	1.2300	$ 15.31	8	240	$ 29,395
24	1.2400	$ 15.43	8	240	$ 29,626
25	1.2500	$ 15.55	8	240	$ 29,856

Support Salary Schedule
2021-2022

Support Salary Schedule
2021-2022

*4 Year high school paid here but at 240 days

4 yr-Data Clerks & Bookkeepers (Above 900 Students)					
Years	INDEX	RATE	Hrs. per da	Days per yı	Annual
0	Base	$ 13.57	8	240	$ 26,054
1	1.0100	$ 13.71	8	240	$ 26,323
2	1.0200	$ 13.85	8	240	$ 26,592
3	1.0300	$ 13.98	8	240	$ 26,842
4	1.0400	$ 14.12	8	240	$ 27,110
5	1.0500	$ 14.25	8	240	$ 27,360
6	1.0600	$ 14.39	8	240	$ 27,629
7	1.0700	$ 14.52	8	240	$ 27,878
8	1.0800	$ 14.66	8	240	$ 28,147
9	1.0900	$ 14.80	8	240	$ 28,416
10	1.1000	$ 14.93	8	240	$ 28,666
11	1.1100	$ 15.07	8	240	$ 28,934
12	1.1200	$ 15.20	8	240	$ 29,184
13	1.1300	$ 15.34	8	240	$ 29,453
14	1.1400	$ 15.47	8	240	$ 29,702
15	1.1500	$ 15.61	8	240	$ 29,971
16	1.1600	$ 15.75	8	240	$ 30,240
17	1.1700	$ 15.88	8	240	$ 30,490
18	1.1800	$ 16.02	8	240	$ 30,758
19	1.1900	$ 16.15	8	240	$ 31,008
20	1.2000	$ 16.29	8	240	$ 31,277
21	1.2100	$ 16.42	8	240	$ 31,526
22	1.2200	$ 16.56	8	240	$ 31,795
23	1.2300	$ 16.70	8	240	$ 32,064
24	1.2400	$ 16.83	8	240	$ 32,314
25	1.2500	$ 16.97	8	240	$ 32,582

Support Salary Schedule
2021-2022

Support Salary Schedule
2021-2022

Support Salary Schedule
2021-2022

Support Salary Schedule
2021-2022

Support Salary Schedule
2021-2022

Support Salary Schedule
2021-2022

Support Salary Schedule
2021-2022

Support Salary Schedule
2021-2022

Support Salary Schedule
2021-2022

Support Salary Schedule
2021-2022

Support Salary Schedule
2021-2022

Support Salary Schedule
2021-2022

Support Salary Schedule
2021-2022

Support Salary Schedule
2021-2022

Support Salary Schedule
2021-2022

2021-2022 Bus Drivers with 4%

Code 1 = One bus route Code 2 = Two bus routes Code 3 = SpED (one bus route)

Code 1 $11,660 / 185 days = $63.03 per day or $31.52 per ½ day
10 checks = $1,166.00
12 checks = $971.67

Code 2 $15,624 / 185 days = $84.46 per day or $42.23 per ½ day
10 checks = $1,562.40
12 checks = $1,302.00

Code 3 (SpED) $12,950 / 185 days = $70.00 per day or $35.00 per ½ day
10 checks = $1,295.00
12 checks = $1,079.17

Sp Ed @ Preschool $12,390 / 177 days = $70.00 per day
10 checks = $1,239.00
12 checks = $1,032.50

<u>Sub Bus Driving Rate = $63.03 per day or $31.52 per ½ day</u>

<u>Field Trips, Bus Driver Training Pay, are paid at $12.00 per hour</u>

Food Service Assistants
21-22

Years	INDEX	RATE
0	Base	$ 10.60
1	1.0100	$ 10.71
2	1.0200	$ 10.81
3	1.0300	$ 10.92
4	1.0400	$ 11.02
5	1.0500	$ 11.13
6	1.0600	$ 11.24
7	1.0700	$ 11.34
8	1.0800	$ 11.45
9	1.0900	$ 11.55
10	1.1000	$ 11.66
11	1.1100	$ 11.77
12	1.1200	$ 11.87
13	1.1300	$ 11.98
14	1.1400	$ 12.08
15	1.1500	$ 12.19
16	1.1600	$ 12.30
17	1.1700	$ 12.40
18	1.1800	$ 12.51
19	1.1900	$ 12.61
20	1.2000	$ 12.72
21	1.2100	$ 12.83
22	1.2200	$ 12.93
23	1.2300	$ 13.04
24	1.2400	$ 13.14
25	1.2500	$ 13.25

Food Service Truck Drivers
21-22

Years	INDEX	RATE
0	Base	$ 11.10
1	1.0100	$ 11.21
2	1.0200	$ 11.32
3	1.0300	$ 11.43
4	1.0400	$ 11.54
5	1.0500	$ 11.66
6	1.0600	$ 11.77
7	1.0700	$ 11.88
8	1.0800	$ 11.99
9	1.0900	$ 12.10
10	1.1000	$ 12.21
11	1.1100	$ 12.32
12	1.1200	$ 12.43
13	1.1300	$ 12.54
14	1.1400	$ 12.65
15	1.1500	$ 12.77
16	1.1600	$ 12.88
17	1.1700	$ 12.99
18	1.1800	$ 13.10
19	1.1900	$ 13.21
20	1.2000	$ 13.32
21	1.2100	$ 13.43
22	1.2200	$ 13.54
23	1.2300	$ 13.65
24	1.2400	$ 13.76
25	1.2500	$ 13.88

Food Service Central Office				
		21-22		
Years	INDEX	RATE		
0	Base	$ 16.47		
1	1.0100	$ 16.63		
2	1.0200	$ 16.80		
3	1.0300	$ 16.96		
4	1.0400	$ 17.13		
5	1.0500	$ 17.29		
6	1.0600	$ 17.46		
7	1.0700	$ 17.62		
8	1.0800	$ 17.79		
9	1.0900	$ 17.95		
10	1.1000	$ 18.12		
11	1.1100	$ 18.28		
12	1.1200	$ 18.45		
13	1.1300	$ 18.61		
14	1.1400	$ 18.78		
15	1.1500	$ 18.94		
16	1.1600	$ 19.11		
17	1.1700	$ 19.27		
18	1.1800	$ 19.43		
19	1.1900	$ 19.60		
20	1.2000	$ 19.76		
21	1.2100	$ 19.93		
22	1.2200	$ 20.09		
23	1.2300	$ 20.26		
24	1.2400	$ 20.42		
25	1.2500	$ 20.59		

Food Service Central Office (4-Yr Degree)				
		21-22		
Years	INDEX	RATE		9.39%
0	Base	$ 18.02		
1	1.0100	$ 18.20		
2	1.0200	$ 18.38		
3	1.0300	$ 18.56		
4	1.0400	$ 18.74		
5	1.0500	$ 18.92		
6	1.0600	$ 19.10		
7	1.0700	$ 19.28		
8	1.0800	$ 19.46		
9	1.0900	$ 19.64		
10	1.1000	$ 19.82		
11	1.1100	$ 20.00		
12	1.1200	$ 20.18		
13	1.1300	$ 20.36		
14	1.1400	$ 20.54		
15	1.1500	$ 20.72		
16	1.1600	$ 20.90		
17	1.1700	$ 21.08		
18	1.1800	$ 21.26		
19	1.1900	$ 21.44		
20	1.2000	$ 21.62		
21	1.2100	$ 21.80		
22	1.2200	$ 21.98		
23	1.2300	$ 22.16		
24	1.2400	$ 22.34		
25	1.2500	$ 22.53		

Food Service Sat. Managers 21-22				
Years	INDEX	RATE		
0	Base	$ 12.25		
1	1.0100	$ 12.37		
2	1.0200	$ 12.50		
3	1.0300	$ 12.62		
4	1.0400	$ 12.74		
5	1.0500	$ 12.86		
6	1.0600	$ 12.99		
7	1.0700	$ 13.11		
8	1.0800	$ 13.23		
9	1.0900	$ 13.35		
10	1.1000	$ 13.48		
11	1.1100	$ 13.60		
12	1.1200	$ 13.72		
13	1.1300	$ 13.84		
14	1.1400	$ 13.97		
15	1.1500	$ 14.09		
16	1.1600	$ 14.21		
17	1.1700	$ 14.33		
18	1.1800	$ 14.46		
19	1.1900	$ 14.58		
20	1.2000	$ 14.70		
21	1.2100	$ 14.82		
22	1.2200	$ 14.95		
23	1.2300	$ 15.07		
24	1.2400	$ 15.19		
25	1.2500	$ 15.31		

Base Kitchen Manager 21-22				
Years	INDEX	RATE		
0	Base	$ 15.86		
1	1.0100	$ 16.02		
2	1.0200	$ 16.18		
3	1.0300	$ 16.34		
4	1.0400	$ 16.49		
5	1.0500	$ 16.65		
6	1.0600	$ 16.81		
7	1.0700	$ 16.97		
8	1.0800	$ 17.13		
9	1.0900	$ 17.29		
10	1.1000	$ 17.45		
11	1.1100	$ 17.60		
12	1.1200	$ 17.76		
13	1.1300	$ 17.92		
14	1.1400	$ 18.08		
15	1.1500	$ 18.24		
16	1.1600	$ 18.40		
17	1.1700	$ 18.56		
18	1.1800	$ 18.71		
19	1.1900	$ 18.87		
20	1.2000	$ 19.03		
21	1.2100	$ 19.19		
22	1.2200	$ 19.35		
23	1.2300	$ 19.51		
24	1.2400	$ 19.67		
25	1.2500	$ 19.83		

Years	INDEX	Base Kitchen Asst. Managers 21-22 RATE		
0	Base	$ 13.94		
1	1.0100	$ 14.08		
2	1.0200	$ 14.22		
3	1.0300	$ 14.36		
4	1.0400	$ 14.50		
5	1.0500	$ 14.64		
6	1.0600	$ 14.78		
7	1.0700	$ 14.92		
8	1.0800	$ 15.06		
9	1.0900	$ 15.19		
10	1.1000	$ 15.33		
11	1.1100	$ 15.47		
12	1.1200	$ 15.61		
13	1.1300	$ 15.75		
14	1.1400	$ 15.89		
15	1.1500	$ 16.03		
16	1.1600	$ 16.17		
17	1.1700	$ 16.31		
18	1.1800	$ 16.45		
19	1.1900	$ 16.59		
20	1.2000	$ 16.73		
21	1.2100	$ 16.87		
22	1.2200	$ 17.01		
23	1.2300	$ 17.15		
24	1.2400	$ 17.29		
25	1.2500	$ 17.43		

2021-22 Supplements

MIDDLE SCHOOL OTHER SUPPLEMENTS	RATE	
Band Sponsor	$750	
Vocal Music Sponsor	$200	Plus $2/hr up to 100 hrs (Max $400)
Yearbook Sponsor	$150	Plus $1/hr up to 300 hrs (Max $450)
Volleyball Head Coach	$1,450	
Cross Country Head Coach	$500	
Basketball Boys Coach	$2,200	
Basketball Girls Coach	$2,200	
Cheerleading Sponsor	$1,450	
Baseball Head Coach	$1,600	
Softball Head Coach	$1,600	
Track Head Coach	$1,600	
Website Development*	$250	

MIDDLE SCHOOL COMBINED TEAMS	NORTH/SOUTH
Football Head Coach	$3,000
Football Offensive Coordinator	$2,000
Football Defensive Coordinator	$2,000
Football Special Teams	$2,000
Football Asst Coach	$1,500
Cross Country Head Coach	$500
Wrestling Head Coach	$1,400
Girls Soccer Head Coach Team 1	$1,800
Girls Soccer Head Asst Coach Team 1	$1,200
Girls Soccer Head Coach Team 2	$1,800
Girls Soccer Head Asst Coach Team 2	$1,200
Boys Soccer Head Coach Team 1	$1,800
Boys Soccer Head Asst Coach Team 1	$1,200
Boys Soccer Head Coach Team 2	$1,800
Boys Soccer Head Asst Coach Team 2	$1,200
Dance Coach	$600

HIGH SCHOOL OTHER SUPPLEMENTS	RATE	
Band Director	$2,850	Plus 1 month additional pay based on degree & experience
Band Asst. Director	$1,250	Plus 1 month additional pay based on degree & experience
Vocal Music Sponsor	$1,500	
Yearbook Sponsor	$1,000	
Cross County Boys Head Coach	$2,100	
Cross County Girls Head Coach	$2,100	
Football Head Coach	$3,500	Plus 1 month additional pay based on degree & experience
Football Asst Coach OC	$2,800	
Football Asst Coach DC	$2,800	

2021-22 Supplements

Football Assistants (4 of them)	$2,200	Each
Golf Coach	$1,800	
Golf Asst Coach	$1,500	
Soccer Girls Head Coach	$3,000	
Soccer Girls Coach	$2,200	
Volleyball Head Coach	$3,000	
Volleyball Asst Coach	$2,200	
Volleyball Asst Coach/Freshman	$1,700	
Wrestling Head Coach	$2,500	
Wrestling Asst Coach	$1,700	
Wrestling Head Girls Coach	$2,500	
Basketball Boys Head Coach	$3,500	Plus 1 month additional pay based on degree & experience
Basketball Boys Asst Varsity Coach	$2,800	
Baskeball Boys Assistant	$2,500	
Basketball Boys Freshman Coach	$2,200	
Basketball Girls Head Coach	$3,500	Plus 1 month additional pay based on degree & experience
Basketball Girls Asst Varsity Coach	$2,800	
Basketball Girls Assistant	$2,500	
Basketball Girls Freshman Coach	$2,200	
Cheerleading Sponsor	$2,000	
Cheerleading Assistant	$1,800	
Baseball Head Coach	$3,000	
Baseball Asst Coach	$2,200	
Baseball Assistant/Freshman	$1,800	
Baseball Asst Coach	$1,200	
Soccer Boys Head Coach	$3,000	
Soccer Boys Asst Coach	$2,200	
Softball Head Coach	$3,000	
Softball Asst Coach	$2,200	
Softball Assistant/Freshman	$1,800	
Softball Asst Coach	$1,200	
Track Boys Head Coach	$3,000	
Track Boys Asst Coach	$2,200	
Track Girls Head Coach	$3,000	
Track Girls Asst Coach	$2,200	
Track Assistant/Boys & Girls	$2,000	
FLOATING SUPPLEMENT	$1,500	
ATHLETIC DIRECTOR	$4,000	
HIGH SCHOOL PRINCIPAL	$4,000	

2021-22 Supplements

New Programs may be developed with the approval of:

1. **The building principal, and:**
2. **The Director of Schools**

The sponsors of these new approved programs will be compensated at:

1. **A base supplement of $250.00**
2. **Plus $5.00 per hour for up to 100 hours**

2021-22 Differentiated Pay Plan Submission

On May 24, 2017, the State Board of Education passed the new Strategic Compensation Policy which provides greater clarity on the qualifications for differentiated pay plans. Each LEA shall report annually on the implementation of its differentiated pay plan. Implementation of differentiated pay requires that districts compensate eligible educators as outlined by the approved district plan for the year in which they are reporting. Creating a plan in which there are no eligible educators to meet the criteria will not be considered for approval. When determining funding scenarios, districts should examine all applicable federal, state, and local funding received to determine what sources will fund the differentiated pay plan.

Each differentiated pay plan submitted to the department shall include compensation for educators based on, at minimum, one of the following criteria:

- High-needs subject areas and schools, sometimes referred to as hard-to-staff subjects or schools
- Instructional roles and/or responsibilities
- Performance

Each district should submit their plans by **5 p.m. CT, Wednesday, June 30**. Submission includes:

- 2021-22 Differentiated Pay Plan (this complete form)
- Implementation Update on 2020-21 Differentiated Pay Plan (based on payouts to teachers during the 2020-21 school year)
- 2021-22 Salary Schedule (upload in excel format)

The following items are optional, but do not meet the above-differentiated pay criteria:

- Responsibilities that support student organizations or extracurricular activities
- Attendance bonuses
- National board certification
- School and district administrator compensation

Submission tips and guidelines:

1. You may advance through the application without completing all required fields on a page.
2. You may use the "Save and Resume Later" function to save your work and come back later. However, any file uploads will not be saved.
3. All required fields must be completed in order to submit the application.

The deadline for submission is 5 p.m. CT, Wednesday, June 30.

District Name*

WASHINGTON COUNTY--900

Save and Resume Later

Progress

Contact Information

Please provide your contact information in the event that we need to follow up with any questions.

Name*

Jerry Whitaker

Role in District Office*

Other

Please list your role here

Assistant Director of Schools-Director of Federal Programs

Email Address*

whitakerj@wcde.org

Phone*

(423) 753-1106

CORE Region*

First

Save and Resume Later

Progress

Hard-to-Staff Schools, Subjects, and/or Grades

- High-needs schools are defined as schools with significant populations of historically disadvantaged students (low income, special education, racial/ethnic subgroups), schools with significant populations of Below Basic/Basic (or Below/Approaching) students, schools with low teacher retention rates or high teacher turnover, and schools with equity gaps/effective teaching gaps.
- High-needs subject areas are defined as content or grade levels that districts struggle to recruit and retain effective educators for positions. Metrics to determine this could include any positions not filled by July 1, shifting effective teachers to priority areas, etc.
- The Every Student Succeeds Act (ESSA) outlines the necessity for providing a well-rounded education which means high-needs subject areas are **NOT** limited to reading or math, but could include fine arts, special education, foreign language, career/technical educators, etc.

Is your district implementing a Hard-to-Staff component for the 2021-22 school year?*

No

Save and Resume Later

Progress

Instructional Roles and Responsibilities

Instructional roles and/or responsibilities are defined as duties assigned to educators that allow them to build leadership capacity and increase effective educator practice across schools and the district. Roles should support increasing educator effectiveness at the grade, school, or district level. Please include teacher leadership roles (such as those developed through the Teacher Leader Network).

NOTE: Districts may provide additional compensation for other responsibilities that support student organizations or extracurricular activities, attendance bonuses, or national board certification. However, these opportunities will **NOT** be considered in determining whether the minimum differentiated pay guidelines have been met.

Is your district implementing instructional roles and/or responsibilities for the 2021-22 school year?*

Yes

How many unique instructional roles will be implemented for the 2021-22 school year?*

5 or more

For example, a district implementing six Teacher Coach positions and two Content Lead positions would be implementing (2) unique instructional roles.

Description of Instructional Roles and Responsibilities*

(1) Two Student Technology Support Specialists to support and train teachers with instructional technology
(2) Six Instructional Coaches to support and train teachers in eleven elementary schools
(3) One position as coordinator of RTI programs
(4) Two support positions as teacher-leaders in the RTI programs working with teachers
(5) Ten mentor teachers to support new teachers. One mentor will be assigned to one new teacher

Describe how the district will utilize instructional roles and responsibilities in the district to build capacity. Please format your response as "Instructional Role: Descriptions and responsibilities for role". For example, "Teacher Coach: Facilitate professional development and review best instructional practices".

Describe the eligibility criteria for the Instructional Roles and Responsibilities component:*

- [x] Level of overall effectiveness (LOE)
- [ ] Individual TVAAS

- [x] Certified in content/grade area
- [ ] Attendance minimum (i.e., miss no more than 12 days)
- [x] Years of experience
- [ ] Advanced degrees
- [ ] None

Provide any additional details about eligibility criteria for the Instructional Roles and Responsibilities component:*

Level of overall effectiveness (LOE); Certified in content/grade area. Individuals are selected with the intent to develop and increase leadership capacity within the instructional staff.

Indicate N/A if there is no additional information.

What is the amount of the compensation per instructional role?*

Compensation for roles one and two are based on degree, experience and time on task. Compensation for roles three, four and five are based on time on task and performance in teacher support.
(1) Student Technology Support Specialist (2) x $50,675.50;
(2) Instructional Coaches (6) x $62,518.39;
(3) RTI Coordinator (1) $33/hr. x 150 hours = $4,950;
(4) RTI teacher leaders (2) $33/hr. x 220 hours = $7,260;
(5) New teacher mentor support (10) $33/hr. x 100 hours = $3,300.

Please include amount per role, formatted as "Role (# of roles) x Compensation Amount". For example, "Teacher Coach (6) x $1000".

Estimate the number of teachers that will receive compensation for instructional roles in 2021-22:*

21

This refers to the number of positions to be filled.

Estimate total district cost of the Instructional Roles and Responsibilities component:*

$

496025.36

Budgeted amount for this component.

Estimate the percentage of total salary expenditures that the Instructional Roles and Responsibilities component represents:*

2.01

Excluding benefits/fringe.

What data was used in making the decision to include an additional roles component?

Teacher evaluation with principal and supervisor performance matrix based

Examples of data might include distribution of student scoring in core content areas, goals listed in district strategic plan not being achieved through traditional teacher roles, etc.

Save and Resume Later

Progress

Performance

Performance components differentiate pay based on educator effectiveness data or accountability data (for use at school/district level). Districts can provide stipends/bonuses or base pay increases.

If your district is providing performance based bonuses, please continue to complete this section.

Base pay increases determined by an educator's level of overall effectiveness (LOE) qualify as an alternative salary schedule and are subject to approval by the board.

If your district has an alternative salary schedule, this information will be collected in the next section.

Is your district implementing a performance based bonus for the 2021-22 school year?*

No

Save and Resume Later

Progress

Alternative Salary Schedule

An alternative salary schedule uses some other component, often performance criteria, in addition to or in lieu of education and experience to determine base pay.

Base pay increases determined by an educator's level of overall effectiveness (LOE) qualify as an alternative salary schedule and are subject to approval by the board.

Is your district implementing an alternative salary schedule?*

No

An alternative salary schedule uses some other component, often performance criteria, in addition to or in lieu of education and experience to determine base pay.

Save and Resume Later

Progress

Other Information on 2021-22 Differentiated Pay Plan

Does your district provide additional compensation for National Board Certification?*

No

Does your district provide additional compensation for school leaders (in addition to what they are paid to be an administrator)?*

No

This may include performance bonuses, awards, or other performance contracts.

Save and Resume Later

Progress

2021-22 Salary Schedule

If you save and resume later, the attachment will not save and you will have to re-upload your salary schedule.

Describe how educators are compensated for earning advanced degrees in your district:*

Pay increases are awarded for MA, MA+10, MA+20, MA+30, MA+40, EdS, MA+50, MA+60 and EdD degrees.

Please list the advanced degrees your district compensates for (MA, MA+45, Ed.D, Ph.D).

2021-22 Salary Schedule (excel format only)

Choose File | Remove File | No File Chosen

File uploads may not work on some mobile devices.

Please make sure your salary schedule is labeled 2021-22 salary schedule (even if no additional funds have been added to the salary schedule).

Save and Resume Later

Progress

Mr. Jerry S. Boyd
Director Of Schools

405 W. College St.
Jonesborough, TN 37659
Phone (423) 753-1100

Date: June 22, 2021
To: WCBE
From: Dr. Jarrod Adams, Assistant Director of Schools, Materials and Operations
Subject: Special Projects Committee Recommendations

The Special Projects Committee met Thursday June 17, 2021 to discuss multiple requests from South Central School. The Special Projects Committee recommends the following:

1. Allow murals to be painted along the wall of the ramp area leading from the first floor to the second floor (from cafeteria to library);
2. Allow a selection of books to be donated to the library in honor of Mrs. Jill Burgner. Each book will have a dedication comment inside the front cover commemorating Mrs. Burgner;
3. Allow South Central to rename the gymnasium for Mrs. Diann Earhart with the following guidelines being established for having a school area named after a former educator:

    1. Must have taught/coached in Washington County Schools for 20+ years;
    2. Must have retired from Washington County Schools;
    3. Must have made a significant contribution to the school and community at the school being considered

Board of Directors

Annette Buchanan
Jason Day
Mary Beth Dellinger

Keith Ervin
Chad Fleenor
David Hammond

Mike Masters
Mitch Meredith
Whitney Riddle

RAMP


RAMP


RAMP
RAMP

Believe You Can.

I can achieve every goal I set this year.

Graduate!

I can make a difference.

I CAN WORK HARD!

I can be a great teammate.

I can become a veterinarian.

I believe I can do my best!

I can make the world a better place.

Pass all my class

I can go to college!

I can make new friends :)

I belive I can

I CAN HELP PEOPLE

Make Good Grades

Make Straight A's

Submit Print

Civil Rights and Bullying Compliance Report
2020-21 School Year

Federal law mandates that recipients of federal financial assistance— such as the Tennessee Department of Education— ensure their sub recipients' compliance with federal civil rights laws.

State law (T.C.A. § 49-6-4503) requires all local education agencies (LEAs) to implement bullying and harassment policies and report bullying statistics to the department.

The department created the annual Civil Rights and Bullying Compliance Report to collect select pieces of Title VI of the Civil Rights Act of 1964 (Title VI), Title IX of the Education Amendments of 1972 (Title IX), and bullying and harassment compliance information, in order to comply with obligations under federal and state law. (Note that this report is not an exhaustive checklist for compliance and should not be used as a substitute for careful reading of the applicable statutes or regulations.)

Please email the completed form (and accompanying documentation) by August 2, to the department's Office for Civil Rights at CivilRights.BullyingReport@tn.gov. Submit the information and data requested for the 2020-21 school year, unless otherwise noted.

Answers to FAQs about the Civil Rights & Bullying Report are available on the department's website (here). If you have a question or concern not clearly addressed in the FAQs, please contact Shaundraya Hersey, the department's staff attorney, at Shaundraya.Hersey@tn.gov.

Local Education Agency (LEA) Information	
LEA	Washington County Department of Education
Address	405 W. College St.
Telephone	423-753-1100
Fax	423-753-1125
Website	www.wcde.org
Director of Schools	Jerry S. Boyd

Civil Rights – General Compliance

1. Please identify the employees responsible for the LEA's compliance with the indicated civil rights laws for the 2020-21 school year:

	Name	Phone Number	Email Address
Title VI	Ms. Cindy Hayes	423-753-1100	hayesc@wcde.org
Title IX	Dr. Ashley Keys	423-753-1100	keysa@wcde.org
Section 504	Dr. Jarrod Adams	423-753-1100	adamsj@wcde.org

2. Have all students and employees have been notified of the name(s) and contact information of the above listed coordinator(s)? ☒ **YES** ☐ **NO**

3. Have the above listed Title VI and Title IX coordinator reviewed the department's Title VI and Title IX training? ☒ **YES** ☐ **NO**

4. Has the LEA adopted non-discrimination policies? ☒ **YES** ☐ **NO**

5. Are all staff and students annually trained on civil rights compliance? ☒ **YES** ☐ **NO**

6. Whom has the LEA notified of the district's nondiscrimination policy and grievance procedures?
   - ☒ Students and parents of students
   - ☒ Employees
   - ☒ Applicants for admission and employment
   - ☒ Sources of referral of applicants
   - ☒ Vendors/contractors

7. Where has the LEA placed notification of nondiscrimination policies?
   - ☐ Local newspapers
   - ☐ School newspapers and magazines
   - ☒ Memorandums or other written communications distributed annually to students and employees
   - ☒ Announcements, bulletins, catalogs, student and faculty handbooks
   - ☒ Application forms
   - ☒ Web site
   - ☐ Other: _____

8. Are nondiscrimination policies and grievance procedures available in other languages and/or formats?
   ☒ **YES** ☐ **NO**

9. Are parents advised of school activities, policies, and requirements in other languages and/or formats?
   ☒ **YES** ☐ **NO** If so, please describe: _____

10.

Civil Rights Complaint Data (2020 - 21 school year)	
List the total number of complaints alleging mistreatment or discrimination based on	
Race, Color, or National Origin	0
Sex	0
Disability	0

Title VI

English as a Second Language and Limited English Proficiency Services

1. Did your LEA use the approved home language survey to screen all incoming students? ☒ **YES** ☐ **NO**

2. Did your LEA use either the Tennessee Language Placement Test (TELPA) or the WIDA-ACCESS Placement Test (W-APT) for screening? ☒ **YES** ☐ **NO**

   If not, please describe the screening you used and provide the reason for not using the state approved screeners (i.e., TELPA or W-APT).

3. Was the Occupational Survey given to all incoming students? ☒ **YES** ☐ **NO**

4. Were results that could indicate possible migrant status shared with the Tennessee Department of Education (TDOE)? ☒ **YES** ☐ **NO**

5. How many certified and endorsed English as a second language (ESL) teachers were employed by your LEA? 3

6. How many ESL teachers were on an alternative license? 0

7. How many ESL teachers were teaching without certification? 0

8. How many ESL teachers were teaching without a certification or waiver? 0

9. If parents waived services for the English learners, were they served for ESL through regular classroom? ☒ **YES** ☐ **NO**

Desegregation Orders

10. Is your LEA currently under a desegregation order? ☐ **YES** ☒ **NO**
    If so, please provide the court and case number: _____

Discipline

11. Has the LEA adopted any initiatives or programs recommended in the January 2014 Dear Colleague Letter for the 2020-21 school year? ☒ **YES** ☐ **NO**

Title IX

Single Sex Classes

1. Does your LEA offer single sex classes? ☐ **YES** ☒ **NO**

   Generally, an LEA may not carry out education programs or activities separately on the basis of race. The Title IX implementing regulations contain exceptions for specific types of classes or portions of classes that may be segregated by sex. 34 CFR §106.34. Those exceptions are: (1) physical education classes during participation in sports the purpose or major activity of which involves bodily contact; (2) portions of classes in elementary and secondary schools which deal exclusively with human sexuality; (3) choruses; (4) *in limited circumstances*, classes meeting an LEA's tailored objectives; and (5) certain ability grouping in physical education classes. In addition, separation of students by sex is permitted if it constitutes remedial or affirmative action to overcome the effects of discrimination. 34 CFR §106.3.

   If your LEA offers single sex classes, please complete the following:

School	Class Title	Class Description	Exception

2. For any single-sex classes, are comparable co-ed options available? ☐ **YES** ☐ **NO** ☒ **N/A**

3. Are the single-sex classes reviewed, monitored, and evaluated at least every two years?
   ☐ **YES** ☐ **NO**

Athletic Data

4.

Total Number of students in the LEA s athletic program			
	Elementary (K-5)	**Middle (6-8)**	**High School (9-12)**
Male	0	656	430
Female	0	644	298

5. Does your LEA provide both male and female athletes with similar competitive opportunities?
   ☒ **YES** ☐ **NO**

6. Does your LEA provide equal treatment and/or benefits in the following areas?

Equipment and supplies

YES ☒ **NO** ☐

Practice and competitive facilities

YES ☒ **NO** ☐

Scheduling of games and practice

YES ☒ **NO** ☐

Travel and related expenses

YES ☒ **NO** ☐

Medical and training facilities

YES ☒ **NO** ☐

Coaches

YES ☒ **NO** ☐

Locker rooms

YES ☒ **NO** ☐

Publicity

YES ☒ **NO** ☐

Access to tutor

YES ☒ **NO** ☐

Bullying and Harassment

1.

Individual responsible for state bullying and harassment compliance for the 2020-21 school year			
Name	**Title**	**Phone Number**	**Email Address**
Mr. James Murphy	Assistant Director	423-434-4910	murphyj@wcde.org

2. Has an LEA employee attended a policy-to-practice training provided by the department of education's office of safe and supportive schools during the 2019-20 or 2020-21 school year?
   ■ **YES** ☐ **NO**

3. Does the LEA have a policy on bullying and harassment in compliance with T.C.A. § 49-6-4503?
   ■ **YES** ☐ **NO**
   (If so, please submit a copy of the policy for the 2020-21 school year with this form.)

4. Did the following receive a copy of your LEA's bullying and harassment policy and grievance procedure?
   - ■ Students and parents/guardians
   - ■ Teachers
   - ■ School Counselors
   - ■ Other school staff (including cafeteria, janitorial, and transportation staff)

5. Did teachers and school counselors receive information on bullying prevention and strategies to address bullying and harassment when it happens? ■ **YES** ☐ **NO**

6. Was information relative to bullying prevention programs made available to students and parents and was discussion permitted with respect to prevention policies and strategies? ■ **YES** ☐ **NO**

7.

Bullying Complaint Data	
Total number of harassment, intimidation, bullying, or cyber-bullying cases brought to the attention of school officials in the 2020-21 school year	
Total number of harassment, intimidation, bullying, or cyber-bullying cases where investigation indicated bullying occurred	
Total number of confirmed harassment, intimidation, bullying, or cyber-bullying cases involving race, color, or national origin	
Total number of confirmed harassment, intimidation, bullying, or cyber-bullying cases involving sex or gender-based discrimination	
Total number of confirmed harassment, intimidation, bullying, or cyber-bullying cases involving disability	
Total number of confirmed harassment, intimidation, bullying, or cyber-bullying cases involving the use of electronic technology	
Total number of harassment, intimidation, bullying, or cyber-bullying cases where investigation was not initiated within forty-eight (48) hours and attach a document disclosing the reasons they were not initiated within 48 hours	
Total number of harassment, intimidation, bullying, or cyber-bullying cases where appropriate intervention was not initiated within twenty (20) calendar days and attach a document disclosing the reasons intervention took longer than 20 days	
Total number of harassment, intimidation, bullying, or cyber-bullying cases still pending	
Total number of harassment, intimidation, bullying, or cyber-bullying cases resulting in any disciplinary action other than out of school suspension, including but not limited to student/parent conference, in-school suspension, safety plans, etc.	
Total number of harassment, intimidation, bullying, or cyber-bullying cases resulting in out of school suspension less than 10 days	
Total number of harassment, intimidation, bullying, or cyber-bullying cases resulting in out of school suspension of 10 days or more	

Guidance and Resource Documents

Title VI

1. Has the LEA's Title VI Coordinator (identified on page 2) and ESL Coordinator read the department's English Learner "Legal Obligations and Best Practices" guidance? ■ **YES** ☐ **NO**

2. Has the Title VI Coordinator (identified on page 2) read the January 2015 Dear Colleague Letter and fact sheet by the Department of Justice and Department of Education on meaningful and equal participation by English Learner students and communication with limited English proficient parents? ■ **YES** ☐ **NO**

3. Has the Title VI Coordinator (identified on page 2) read the October 2014 Dear Colleague letter by the Department of Education on ensuring students have equal access to educational resources without regard to race, color, or national origin? ■ **YES** ☐ **NO**

4. Has the Title VI Coordinator (identified on page 2) and ESL Coordinator read the May 2014 Dear Colleague Letter, FAQs, and fact sheet by the Department of Justice and Department of Education on enrollment practices regarding perceived or actual immigrants? ■ **YES** ☐ **NO**

5. Has the Title VI Coordinator (identified on page 2) read the January 2014 Dear Colleague Letter by the Department of Justice and Department of Education on discriminatory discipline? ■ **YES** ☐ **NO**

Title IX

6. Has the LEA's Title IX Coordinator (identified on page 2) read the U.S. Department of Education Office for Civil Rights' April 2014 Dear Colleague Letter and FAQs pertaining to sexual violence? ■ **YES** ☐ **NO**

7. Has the LEA's Title IX Coordinator (identified on page 2) read the U.S. Department of Education Office for Civil Rights' January 2011 Revised Sexual Harassment Guidance in the last twelve months? ■ **YES** ☐ **NO**

Bullying and Harassment

8. Has the individual responsible for bullying and harassment compliance (identified on page 5) read the October 2010 Dear Colleague Letter on the overlap of bullying and civil rights compliance in the last twelve months? ■ **YES** ☐ **NO**

Charter Schools

9. If authorized charter schools operate within the LEA, has the LEA's Title VI coordinator, Title IX coordinator, and charter school coordinator all read the U.S. Department of Education Office for Civil Rights' May 2014 Dear Colleague Letter on charter schools' responsibility to follow federal civil rights laws? ☐ **YES** ☐ **NO** ■ **N/A**

10. If authorized charter schools operate within the LEA, has the LEA distributed the U.S. Department of Education Office for Civil Rights' May 2014 Dear Colleague Letter on charter schools to a point-of-contact in all authorized charter schools in the LEA? ☐ **YES** ☐ **NO** ☒ **N/A**

Using 2.5% increase for CDHP for 2022

Premier PPO	**Employee**	**Emp+Child(ren)**	**Emp+Spouse**	**Emp+Spouse+Children**
Total Cost	7,812.00	12,876.00	16,020.00	20,304.00
Board	(5,676.00)	(9,360.00)	(11,640.00)	(14,760.00)
Employee Cost	2,136.00	3,516.00	4,380.00	5,544.00
# of Months	10.00	10.00	10.00	10.00
Per month	213.60	351.60	438.00	554.40

Standard PPO	**Employee**	**Emp+Child(ren)**	**Emp+Spouse**	**Emp+Spouse+Children**
Total Cost	7,308.00	12,048.00	14,988.00	18,996.00
Board	(5,676.00)	(9,360.00)	(11,640.00)	(14,760.00)
Employee Cost	1,632.00	2,688.00	3,348.00	4,236.00
# of Months	10.00	10.00	10.00	10.00
Per month	163.20	268.80	334.80	423.60

Limited PPO	**Employee**	**Emp+Child(ren)**	**Emp+Spouse**	**Emp+Spouse+Children**
Total Cost	6,696.00	11,028.00	13,716.00	17,388.00
Board	(5,676.00)	(9,360.00)	(11,640.00)	(14,760.00)
Employee Cost	1,020.00	1,668.00	2,076.00	2,628.00
# of Months	10.00	10.00	10.00	10.00
Per month	102.00	166.80	207.60	262.80

CDHP with HAS	**Employee**	**Emp+Child(ren)**	**Emp+Spouse**	**Emp+Spouse+Children**
Total Cost	5,676.00	9,360.00	11,640.00	14,760.00
Board	(5,676.00)	(9,360.00)	(11,640.00)	(14,760.00)
Employee Cost	-	-	-	-
# of Months	10.00	10.00	10.00	10.00
Per Month	-	-	-	-

ANNUAL AGENDA

SEPTEMBER

Reorganization of the Board (To include two students from each high school per state rules)
Report on opening of school
Administrative Reports

Events: TSBA Fall District Meeting

OCTOBER

Appointment of committees (including Disciplinary Hearing Authority)
Designation of staff members as management personnel for Collaborative Conferencing
Textbook Selection Committees
Review of Board's Strategic Plan
Personnel list/salaries - Move to July

Events: New Board Chairman workshop (TSBA)
New Board Member orientation (TSBA & local)
Board Retreat
Principal For A Day

NOVEMBER

Review of school activity funds

Events: TSBA Convention
American Education Week

DECEMBER

School Calendar - Move to September
Compliance Report

Events: Christmas Dinner

JANUARY

Recognition of new tenured teachers
Review of Policies – Section I
Self –evaluation by Board

Events: School Board Week
Mid-year Board retreat

FEBRUARY

Budget Calendar - Move to January
Principal Conferences with Director of Schools for budget requests
Bus Bids
School visits begin - Move to Fall
Review of Policies – Section 2

Events: TSBA Day on the Hill

MARCH

Budget requests presented to Director of Schools from principals/department heads - Move to February
Review of policies – Section 3

APRIL

Textbook Selection
Summer School Program
Review of policies – Section 4

Budget review and adoption

Events: Top Ten Banquet

MAY

Begin Director's Review - Move to November
Federal Projects approval
Deadline for School Board Academy optional credit proposals
Review of policies – Section 5

Events: Teacher Appreciation Week
Teacher of the Year Banquet
Graduation

JUNE

Complete Director's Review - Move to December
Review of policies – Section 6
Review allowances and reimbursement guidelines
Differentiated Pay Plan
Gifts and bequests

Events: SRO Luncheon
Teacher of the Year Banquet (Duplicated)

JULY

Lost and Damaged Textbook Report
Transportation Report (Inspection Report)
Review Annual Agenda

Quarterly meeting – Director's evaluation - Move to February

Events: **Recognition of retiring employees - Move to August**
New teacher Recognition Luncheon
TSBA Law Institute

AUGUST

Approval of fee waivers - Move to May
Approval of prices for meals - Move to May
Vehicle Authorization Report

Draft June 2021

Board Meeting Calendar
2021-2022

Month	Workshop 5:00	Board Meeting 5:30
July	Agenda Deadline - June 16, 2021 Workshop - June 22, 2021	Agenda Deadline - June 24, 2021 Meeting - July 1, 2021
August	Agenda Deadline - July 21, 2021 Workshop - July 27, 2021	Agenda Deadline - July 29, 2021 Meeting - August 5, 2021
September	Agenda Deadline - August 18, 2021 Workshop - August 24, 2021	Agenda Deadline - August 26, 2021 Meeting - September 2, 2021
October	Agenda Deadline - September 15, 2021 Workshop - September 21, 2021	Agenda Deadline - September 23, 2021 Meeting - September 30, 2021 Meeting is a week ahead due to Fall Break
November	Agenda Deadline - October 20, 2021 Workshop - October 26, 2021	Agenda Deadline - October 28, 2021 Meeting - November 4, 2021
December	Agenda Deadline - November 17, 2021 Workshop - November 23, 2021	Agenda Deadline - November 24, 2021 Meeting - December 2, 2021 Meeting time will be changed to 5:00
January	No Workshop	Agenda Deadline - December 29, 2021 Meeting - January 6, 2022
February	Agenda Deadline - January 19, 2022 Workshop - January 25, 2022	Agenda Deadline - January 27, 2022 Meeting - February 3, 2022
March	Agenda Deadline - February 16, 2022 Workshop - February 22, 2022	Agenda Deadline - February 24, 2022 Meeting - March 3, 2022
April	Agenda Deadline - March 16, 2022 Workshop - March 22, 2022	Agenda Deadline - March 24, 2022 Meeting - April 7, 2022 Meeting is a week later due to Spring Break
May	Agenda Deadline - April 20, 2022 Workshop - April 26, 2022	Agenda Deadline - April 28, 2022 Meeting - May 5, 2022
June	Agenda Deadline - May 18, 2022 Workshop - May 24, 2022	Agenda Deadline - May 26, 2022 Meeting - June 2, 2022

MEMORANDUM OF AGREEMENT BETWEEN
WASHINGTON COUNTY BOARD OF EDUCATION AND
TENNESSEE COLLEGE OF APPLIED TECHNOLOGY ELIZABETHTON

This Agreement is made between Washington County Board of Education and Tennessee College of Applied Technology Elizabethton (hereafter, "TCAT"), for the use of the former Boones Creek Elementary School building and land in support of TCAT's workforce development training programs.

WHEREAS the Board of Education currently owns the facility known as the Boones Creek Elementary School; and

WHEREAS the Boones Creek Elementary School was once operated by the Board of Education as an elementary school; and

WHEREAS this facility, while suited for vocational training, goes unused; and

WHEREAS it is the desire of the Board of Education to provide additional vocational training opportunities for the citizens and residents of Washington County; and

WHEREAS TCAT has a dedicated purpose of providing state-of-the-art vocational training opportunities for its students; and

WHEREAS, in pursuit of providing state-of-the-art training facilities for its students, TCAT has a pressing need to expand its program offerings in Washington County, Tennessee; and

WHEREAS, in order to complete this expansion of services and programs for Washington County, TCAT will operate the facility for the purpose of workforce development training; and

WHEREAS both the Board of Education and TCAT believe that the former Boones Creek Elementary School will meet TCAT's needs.

SO THEREFORE, PREMISES CONSIDERED, the Board of Education and TCAT do hereby agree as follows:

1. **Lease of premises.** In consideration of the payment of one dollar, the receipt and sufficiency of which is hereby acknowledged by the Board of Education, the Board of Education does hereby lease to TCAT the former Boones Creek Elementary School property, including all building(s) and land, more particularly

described in Schedule A (hereafter, "Leased Space"). TCAT shall have sole and unrestricted access to the Leased Space from May 1, 2021.

2. **Use of the premises.**

    a. **Purpose**. During the term of this Agreement, TCAT may use the Leased Premises for the operation of vocational training programs, and for no other purpose.

    b. **Alternations and improvements**. TCAT may make whatever alterations or improvements to the Leased Property that may be necessary to accomplish the stated purpose of this Agreement; and further provided that TCAT shall be solely responsible for having the work done or done on its behalf in a workman like manner that complies with any applicable building codes and industrial standards; and still further provided that TCAT shall be solely responsible for any cost incurred in altering or improving the Leased Premises as well as any errors or omissions in connection with any alterations or improvements to the Leased Premises.

    c. **Utilities**. During the term of this Agreement, TCAT will bear 100% of the total utility and maintenance costs.

    d. **Future.** It is the intent for TCAT to formerly take ownership through donation of the former Boones Creek Elementary School as a permanent TCAT presence for Washington County in the near future. To that end, TCAT will continue to work with the Tennessee Board of Regents (TBR) system office, as well as other local and state entities to accept the property that will include state funding for TCAT to operate an extension campus in Washington County, property appraisal and all other approvals associated with the transfer of Boones Creek Elementary School ownership to TCAT.

3. **Operation of a vocational training program.**

    a. **Point of contact.** During the term of this Agreement, TCAT will be responsible for designating one individual who will oversee its programs and its use of the Leased Premises. This designee will work closely with the Director of Washington County Schools regarding any day-to-day interactions that its program and the Board's program may have with one another.

b. **Industrial equipment**. During the term of this Agreement, TCAT will use and/or install various pieces of industrial equipment on the Leased Premises. TCAT has the Board's express permission to make whatever alterations to the Leased Premises may be necessary for the installation and use of this equipment.

4. **No employment relationship**. It is expressly understood that the agents, contractors, subcontractors, and employees of TCATs working on the Leased Premises are not employees of the Board of Education and that, as such, they will not be covered by the Board of Education's policies of insurance or on-the-job injury policies.

5. **Indemnity**. Subject to the provisions of Tennessee law, TCAT agrees to protect, defend, and hold harmless the Board of Education, its agents, and its employees, of and from any and all claims, demands, injuries or losses arising out of or in any way related to its use of the Leased Premises and operation of a vocational training program on property owned by the Board of Education. The Board of Education understands agrees that any such claims must be heard in the Tennessee Claims Commission.

6. **Collaboration**. While this Agreement sets forth the complete understanding of the parties with regard to the use of the Leased Premises and the arrangement between them, the parties agree to collaborate with one another to resolve any conflicts in good faith.

IN WITNESS WHEREOF, we have set our hands this the **_1st__** day of May 2021.

_____
Jason Day,
Chairman, Washington County Board of Education

_____
Dr. Jerry Boyd,
Director, Washington County Schools

IN WITNESS WHEREOF, we have set our hands this the **_1st__** day of May 2021.

_____
Dean Blevins,
President of Tennessee College of Applied Technology Elizabethton

ENERGY-EFFICIENT LIGHTING UPGRADE
for
Washington County Schools

WASHINGTON
COUNTY SCHOOLS

SUBMITTED BY

EXCEL ENERGY GROUP, INC.

June 15, 2021

WWW.EXCELENERGYGROUP.COM | (479) 280-1928

FAYETTEVILLE, AR | LITTLE ROCK, AR | RUSSELLVILLE, AR | COLORADO SPRINGS, CO | NASHVILLE, TN | DALLAS, TX

The Cost of Lighting

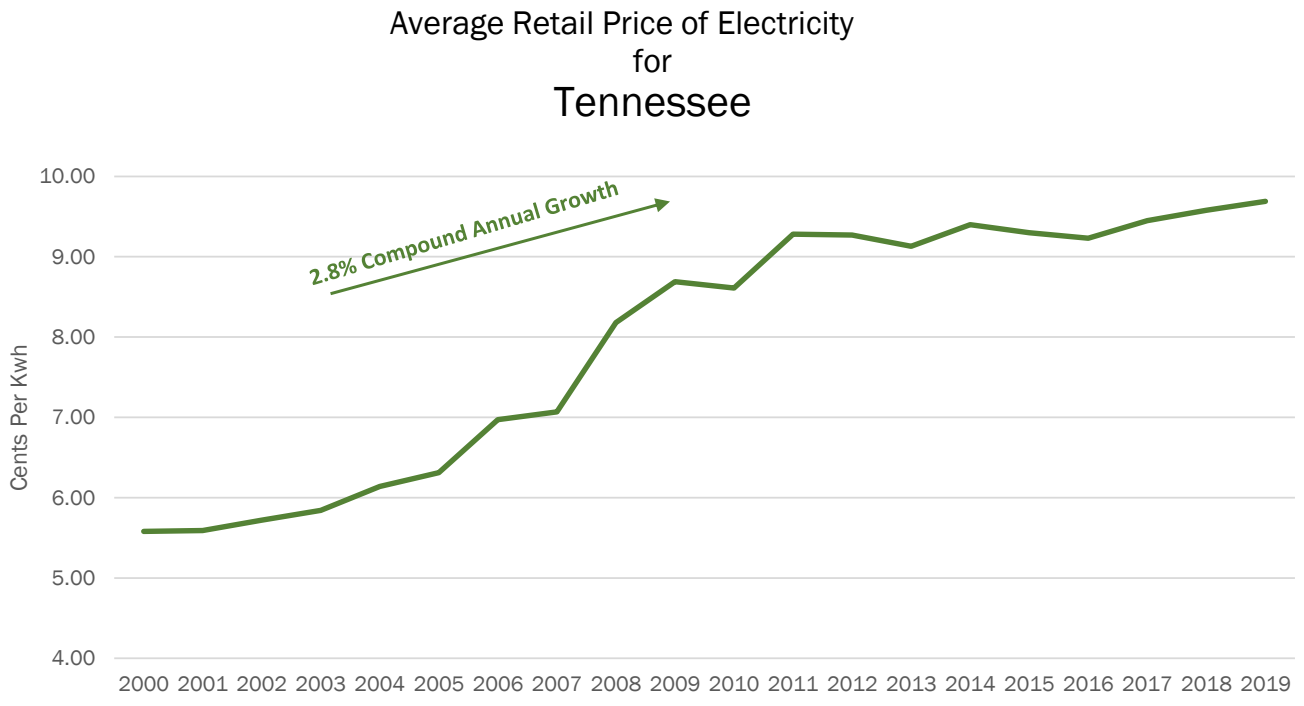

Data from the U.S. Energy Information Administration 2017 Annual Report (www.eia.gov)

3,051,946 kWh — **Annual kWh Savings**

$359,214 — **Annual Electric Savings**

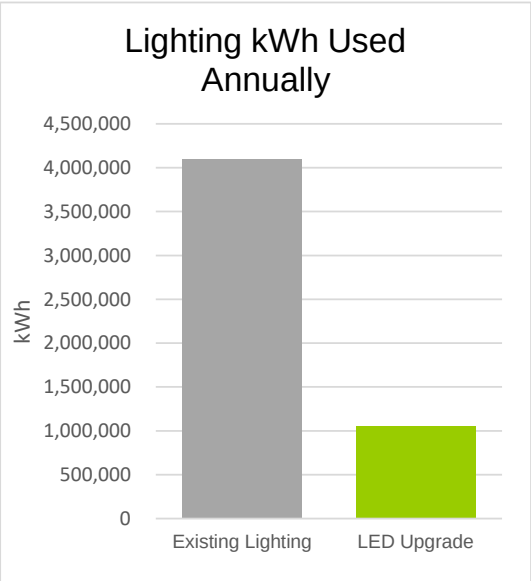

Making the Switch to LED Lighting

- Reduce energy usage up to 70%
- Longer life means less material replacements
- Standardization of lighting
- Improve lighting quality
- Reduce carbon footprint

Lighting Energy Savings

All energy savings are calculated per the US Department of Energy standards to insure accurate measurements. The savings calculations start with a baseline usage from the fixture watt loads and operating hours. Each fixture is designed with a replacement/retrofit solution to calculate a proposed system usage. The difference between the two systems is the saved energy usage (left).

kWh Savings Calculation:
(Existing kW Load x Current Operation Hours) -
(Proposed kW Load x Post Project Operation Hours)

Executive Summary

Excel is proposing a District-wide energy efficient lighting project designed to generate real dollar savings exceeding the District's payment for the project. This paid from savings project is guaranteed to have ZERO financial risk to the District.

Excel Energy Group, Inc. (Excel), conducted a survey of the Washington County Schools (District) facilities for the purpose of identifying outdated, inefficient, or deteriorated lighting systems and technology. The survey and subsequent evaluation has led us to recommend and propose the following energy saving upgrades to the District's facilities.

1) **Lighting Fixture Upgrades**
The upgrading and/or replacement of approximately 16,400 lighting fixtures and associated lamps and ballasts. This is an excellent project primarily because many of the lighting products currently in use are so inefficient. Our program provides the District with the best technology in the country and generates a direct reduction in both electric bills and in lamp and ballast maintenance expense. This project is expected to conservatively generate annual savings of $462,227 at an initial cost of $2,327,736, with a payback of 5.0 years. A large portion of the project will improve lighting in areas that have inadequate lighting.

2) **Standardization of Lamps and Ballasts**
This project will standardize the lighting products in use across the District's facilities thereby eliminating the need to stock many different lamp and ballast products. Besides spending ZERO dollars in lighting maintenance expense on the fixtures we retrofit for a minimum of five years and virtually no dollars for 20 years, the District will stock just one major lamp type.

3) **Total Package Financing**
Excel will arrange financing with one of our participating district lenders (or any lender of the District's choosing). The estimated rate for Excel customers desiring 100% financing is 0.50 percent over 7 years. With semi-annual payments of $169,401 ($338,803 annually) the payment for the project is actually less than the projected annual savings (by $123,424), resulting in positive cash flow over the life of the project.

4) **Guaranteed Savings**
Excel guarantees this project will generate enough savings to make the District's payment for the project. In addition to the maintenance savings outlined above, the majority of the District's savings will be generated from lower electric bills. The electric bill savings are calculated simply by measuring the actual wattage consumed by each type of fixture before and after the retrofit. The wattage reduction times annual hours per year times the average cost per kWh for electricity charged by the power company divided by 1,000, equals the savings. (See Guarantee Letter.)

The following is the Project Annual Financial Summary:

Scope	Initial Cost	Energy & Demand Savings	Maint. Savings	HVAC Savings	Total Savings	Annual Payment	Cash Flow	Payback
Lighting	$2,327,736	$359,214	$40,589	$62,423	$462,227	($338,803)	$123,424	5.0

The parties agree that all information provided by Excel Energy Group, Inc. to the District is proprietary and confidential and shall not be used or disseminated by the District to any individuals or entities without the express written consent of Excel Energy Group, Inc.

Guarantee Letter EXHIBIT A

If the Washington County Schools (District) contracts with Excel Energy Group, Inc. (Excel), to perform energy-efficient lighting upgrades described in the Executive Summary of this proposal, Excel will guarantee the upgrade will achieve enough energy and operational savings to meet the payment for the project according to the following terms and conditions:

Measure Specific Guarantee of Savings

- The District signs a purchase order with the prices per unit and quantities.
- The "Baseline Year" against which savings are compared shall be the sum of the following for each type of fixture: The pre-retrofit wattage multiplied by the number of fixtures, multiplied by the hours of operation, multiplied by the kWh rate for electricity divided by 1,000.
- The "Measuring Year" shall be the sum of the following for each type of fixture: The post-retrofit wattage multiplied by the number of fixtures, multiplied by the hours of operation, multiplied by the kWh rate for electricity divided by 1,000.
- "Wattage" for each type of fixture is computed by multiplying the measured amperage for each type of fixture times the voltage for each type of fixture.
- The "Total pre-retrofit wattage" for all fixtures is computed by adding the wattage for each existing type of fixture times the quantity of each type of fixture.
- The "Total post-retrofit wattage" for all fixtures is computed by adding the wattage for each new or retrofit type of fixture times the quantity of each type of fixture.
- Annual "Hours of Operation" shall be for interior lighting 2,167 for Primary, 2,459 for High School, 2,594 for Office Building, 3,996 for Exterior lighting and 8,760 for all exit signs. Annual hours for areas controlled by occupancy sensors are 70% of the above deemed hours of operation.
- "Rate of Electricity or kWh rate" is the total electric bill divided by the kilowatt-hour usage ($0.1177).
- Excel will guarantee the DOLLAR savings by the "Measure Specific" method. Excel will measure the pre and post-retrofit amperage in one of each type of fixture. The formula for DOLLAR savings calculations (for each type of fixture) will be: Reduced amps multiplied by voltage, multiplied by the annual hours of operation, multiplied by $0.1177 per kWh (rate) divided by 1,000, multiplied by the total number of each type of fixture to calculate the total dollar savings for all fixtures.
- It is agreed the District will save at least $40,589 in material replacement savings and $62,423 in HVAC savings per year with our retrofit.

Using the terms above, Excel will guarantee the District the following:

If the District finances for 7 years at 0.50 percent per annum or prevailing rate at time of financing, with semi-annual payments in arrears, the District will save enough dollars using the method described above at the end of the measuring year when compared to the Baseline year, so that the savings when combined with the $62,423 per year material savings, will equal or exceed the sum of District's semi-annual payments for this upgrade at the end of year one. Excel will reduce the purchase price by any shortfall of computed savings times 7.

G. Scott Caroom
President
Excel Energy Group, Inc.

www.excelenergygroup.com

The parties agree that all information provided by Excel Energy Group, Inc. to the District is proprietary and confidential and shall not be used or disseminated by the District to any individuals or entities without the express written consent of Excel Energy Group, Inc.

Product Warranties

Excel uses only top quality name brand fixtures and electrical components in our energy-efficient lighting projects. The system is designed to give you many years of greatly reduced lighting maintenance expense and is backed by product warranties that are the best available in the industry. The products are warranted as follows:

- Linear LED tubes have a limited warranty by Green Energy Products, Inc. (authorized reseller) for a period of ten years.
- New interior fixtures have a limited warranty by Green Energy Products, Inc. (authorized reseller) for a period of ten years.
- Exit Sign fixtures have a limited warranty by Green Energy Products, Inc. (authorized reseller) for a period of ten years.
- New exterior LED fixtures have a limited warranty by Green Energy Products, Inc. (authorized reseller) for a period of five years.
- LED “screw-in” or “plug-n-play” bulbs have a limited warranty by Green Energy Products, Inc. (authorized reseller) for five years.

In the event of any outage that may occur with any warranted product, Excel will coordinate via Green Energy Products the necessary replacement material. Our program provides the District with a one-quarter percent par stock of lamps and drivers installed. This par stock will be replenished throughout the warranty periods in accordance to Green Energy Products’ limited warranty. The District must retain any failed lamps or drivers for collection by Excel.

Upon project completion, the District will sign off on a project completion checklist and approve the installation as satisfactory. After this approval, the District is responsible for any labor necessary for replacing warranted products.

The parties agree that all information provided by Excel Energy Group, Inc. to the District is proprietary and confidential and shall not be used or disseminated by the District to any individuals or entities without the express written consent of Excel Energy Group, Inc.

Lighting Upgrade Summary

Washington County Schools - Preliminary Savings

	Scope	Initial Cost	kWh Savings	Total Energy Savings	Material Savings	HVAC Savings	Total Savings	Annual EESI Payment 0.50% 7 Yr	Cash Flow	Payback In Years
1	Administration Building	$10,779	25,060	$2,950	$291	$543	$3,784	($1,569)	$2,216	2.8
2	Asbury Optional High Family Resource Center	$17,909	39,932	$4,700	$638	$826	$6,164	($2,607)	$3,557	2.9
3	Bus Garage	$17,889	10,550	$1,242	$110	$229	$1,581	($2,604)	($1,023)	11.3
4	Daniel Boone High School	$361,748	516,904	$60,840	$6,119	$10,576	$77,535	($52,653)	$24,882	4.7
5	David Crocket High School	$398,351	585,251	$68,884	$7,706	$11,916	$88,505	($57,980)	$30,525	4.5
6	Fall Branch School	$77,860	79,483	$9,355	$1,029	$1,638	$12,023	($11,332)	$690	6.5
7	Grandview Elementary School	$276,532	345,523	$40,668	$4,585	$6,911	$52,164	($40,249)	$11,915	5.3
8	Gray Elementary School	$221,763	185,250	$21,804	$2,633	$3,784	$28,221	($32,278)	($4,057)	7.9
9	Jonesborough Elementary School	$121,245	193,097	$22,728	$2,342	$4,077	$29,147	($17,647)	$11,499	4.2
10	Jonesborough Middle School	$78,244	90,162	$10,612	$1,148	$1,861	$13,621	($11,388)	$2,233	5.7
11	Lamar School	$143,641	244,319	$28,756	$4,010	$5,002	$37,769	($20,907)	$16,862	3.8
12	Maintenance Shop	$10,210	13,831	$1,628	$196	$300	$2,124	($1,486)	$638	4.8
13	Midway Center	$14,781	32,269	$3,798	$512	$668	$4,979	($2,151)	$2,827	3.0
14	Ridgeview Elementary School	$212,665	262,364	$30,880	$3,742	$5,370	$39,992	($30,953)	$9,039	5.3
15	ROTC Building	$10,106	15,061	$1,773	$158	$310	$2,240	($1,471)	$769	4.5
16	South Central Elementary School	$104,816	112,882	$13,286	$1,551	$2,293	$17,130	($15,256)	$1,874	6.1
17	Sulphur Springs Elementary School	$131,963	153,151	$18,026	$2,076	$3,136	$23,238	($19,207)	$4,031	5.7
18	West View Elementary School	$117,233	146,857	$17,285	$1,743	$2,983	$22,011	($17,063)	$4,947	5.3
	TOTAL PROJECT	**$2,327,736**	**3,051,946**	**$359,214**	**$40,589**	**$62,423**	**$462,227**	**($338,803)**	**$123,424**	**5.0**

NOTES FOR LIGHTING SCOPE:

1) The deemed hours of operation are:

- *Primary - 2167*
- *High School - 2459*
- *Office Building - 2594*
- *Exterior Lighting - 3996*

2) Sensor Scope:

·Occupancy sensors are included in areas determined by our auditor as having a good payback benefit to the District. Typical areas that will receive sensors are offices, classrooms and cafeterias with four or more fixtures, as well as restrooms and hallways. Kitchens, locker rooms, weight rooms, and other areas deemed too small or a safety concern will not receive sensors. Existing occupancy sensors are not scheduled to be replaced.

3) Energy rates are calculated based on energy bills provided by the customer.

4) There are (126) pole lights that will be replaced with new LED fixtures. No other pole lighting is owned by the District, and is therefore excluded from the scope of work.

5) Excluded areas from scope:

- *Boones Creek Elementary (Already LED)*
- *Existing LED fixtures*

6) Auditoriums and other areas with lighting control boards/panels are excluded from the project. These areas are excluded due to the technology compatability with the existing control system. Lighting controlled by a dimming switch is still included in the project scope and the switch will be replaced to match compatibility with LED.

7) Existing LED exit signs and any wall/ceiling emergency egress lighting will not be included in the above scope due to no associated savings. New emergency fixtures will be installed in areas where emergency battery ballasts are removed from existing fluorescent fixtures.

The parties agree that all information provided by Excel Energy Group, Inc. to the District is proprietary and confidential and shall not be used or disseminated by the District to any individuals or entities without the express written consent of Excel Energy Group, Inc.

Putnam County Schools
LED Lighting Upgrade

All LED Lighting for Putnam County

In 2018, Putnam County Schools choose Excel Energy Group as the lighting contractor to update their existing lighting system with new LED technology. The projects involved replacing or upgrading over 24,000 total fixtures and sensors, reducing those facilities' lighting and maintenance costs by over **65%**--an annual savings of over **$480,000**.

Excel Energy Group assisted the District in obtaining project incentive money through TVA which helped pay for the project. The incentive money allowed for easy, affordable financing of the project.

Putnam County Schools had mostly existing T8 fluorescent lighting. With over 18,000 fixtures being T8, Excel was still able to save the District an additional $480,800 annually by switching all of the lighting to LED technology.

The lighting project chosen by Putnam County Schools was a Premium Design, which means it includes cosmetic upgrades in addition to energy efficiency.

Areas were noted during the audit as fixtures that could use to be replaced. Some of these fixtures were replaced with similar items that kept the same look. Other areas had surface mounted fixtures that were in a recessed ceiling. Per the design of Excel, these fixtures were replaced with recessed troffers that added a cleaner look to the classrooms and offices where they were installed.

Excel Energy Group not only provides retrofit and replacement of interior lighting but exterior lighting as well. Fixtures like wall packs, canopies and flood lights are replaced with LED lighting. Also less common items like pole lighting and flag pole floods can be replaced with LED lighting.

THE BOTTOM LINE:

Excel was able to reduce the District's electricity and gas usage by **3,785,000** kwh annually. That means Putnam County Schools will eliminate over **6,211,060 pounds** of carbon dioxide from the atmosphere every year—the equivalent of removing the emissions from burning **317,012** gallons of gasoline or **3,082,373** pounds of coal annually.

PUTNAM COUNTY SCHOOL SYSTEM

ENGAGE INSPIRE ACHIEVE

Putnam County Schools

Total Facilities:	21
Total Light Fixtures:	24,000
Total Sensors:	1800
Total Cost:	$2,528,500
Total Incentive:	$186,400
Annual Savings:	$480,800
Payback:	4.9 years

Decreased light wattage by an Average of **50% in each area!**

(501) 821-8840 | www.excelenergygroup.com

Gibson County School District
LED Lighting Upgrade

All LED Lighting for Gibson

In 2018, Gibson County School District choose Excel Energy Group as the lighting contractor to update their existing lighting system with new LED technology. The projects involved replacing or upgrading over 6,800 total fixtures and sensors, reducing those facilities' lighting and maintenance costs by over **65%**--an annual savings of over $**120,000**.

Gibson County Speical School District had mostly existing T8 fluorescent lighting. With over 5,700 fixtures being T8, Excel was still able to save the District an additional $120,000 annually by switching all of the lighting to LED technology.

The lighting project chosen by Gibson County Schools was a Premium Design, which means it includes cosmetic upgrades in addition to energy efficiency.

Areas were noted during the audit as fixtures that could use to be replaced. Some of these fixtures were replaced with similar items that kept the same look. Other areas had surface mounted fixtures that were in a recessed ceiling. Per the design of Excel, these fixtures were replaced with recessed troffers that added a cleaner look to the classrooms and offices where they were installed.

Excel Energy Group not only provides retrofit and replacement of interior lighting but exterior lighting as well. Fixtures like wall packs, canopies and flood lights are replaced with LED lighting. Also less common items like pole lighting and flag pole floods can be replaced with LED lighting.

THE BOTTOM LINE:

Excel was able to reduce the District's electricity and gas usage by **1,074,837** kwh annually. That means Gibson will eliminate over **1,675,672 pounds** of carbon dioxide from the atmosphere every year—the equivalent of removing the emissions from burning **85,526** gallons of gasoline or **830,930** pounds of coal annually.

Gibson County Special School District

Project Quick Facts:

Total Facilities:	10
Total Light Fixtures:	6,800
Total Sensors:	500
Total Cost:	$778,100
Annual Savings:	$123,000
Payback:	6.3 years

Decreased light wattage by an Average of 63% in each area!

(501) 821-8840 | www.excelenergygroup.com

Franklin Special School District
LED Lighting Upgrade

Great Things for Franklin Special

In 2016, the Franklin Special School District partnered with Excel Energy Group to perform a lighting upgrade of their 10 facilities. The project involved replacing or upgrading over 12,000 total fixtures and sensors, reducing those facilities' lighting, and maintenance costs by over **54%** --an annual savings of over **$199,000**. Before this project, FSSD spent over **$348,000** a year on lighting and maintenance costs—now, they spend approximately **$149,000** annually.

Excel Energy Group designs energy -efficiency upgrades to provide the best possible value for energy savings. During the audit and design of a project, our experienced development team takes note of areas that have the potential for premium options. These can include: replacement of fixtures that will potentially need replacement in the next five years; upgrading the fixture types to improve the aesthetics of an area; additional lighting controls for areas noted by the auditor.

Franklin Special School District made the great choice of approving these additional upgrades to their energy efficiency project. After the project was complete, the District now has all their fixtures in new or like-new condition. Many areas also saw an improvement in the look of the lighting.

The Administration Annex had many existing surface mounted fixtures that were able to be replaced with a recessed troffer. From the design of these areas and the new layout, they were able to reduce the total number of fixtures while maintaining light levels. The look of the building's lighting was greatly improved, all while reducing the overall energy usage.

THE BOTTOM LINE:

Excel was able to reduce the District's electricity usage by **1,437,000** kwh annually. That means FSSD will eliminate over **1,010 tons** of carbon dioxide from the atmosphere every year—the equivalent of removing the emissions from burning **113,637** gallons of gasoline or **1,077,648 pounds** of coal annually.

FRANKLIN SPECIAL SCHOOL DISTRICT

Project Quick Facts:

Total Facilities:	10
Total Light Fixtures:	11,800
Total Sensors:	1,100
Total Incentives:	$99,200
Total Cost:	$1,375,000
Annual Savings:	$199,000
Payback:	6.4 years

Decreased light wattage by an Average of **52% in each area!**

(501) 821-8840 | www.excelenergygroup.com

Maryville City School District
LED Lighting Upgrade

All LED Lighting for Maryville

In 2018, Maryville City School District choose Excel Energy Group as the lighting contractor to update their existing lighting system with new LED technology. The projects involved replacing or upgrading over 13,700 total fixtures and sensors, reducing those facilities' lighting and maintenance costs by over **65%**--an annual savings of over **$222,000**.

Maryville City School District had mostly existing T8 fluorescent lighting. With over 9,500 fixtures being T8, Excel was still able to save the District an additional $222,000 annually by switching all of the lighting to LED technology.

The lighting project chosen by Maryville City Schools was a Premium Design, which means it includes cosmetic upgrades in addition to energy efficiency.

Areas were noted during the audit as fixtures that could use to be replaced. Some of these fixtures were replaced with similar items that kept the same look. Other areas had surface mounted fixtures that were in a recessed ceiling. Per the design of Excel, these fixtures were replaced with recessed troffers that added a cleaner look to the classrooms and offices where they were installed.

Excel Energy Group not only provides retrofit and replacement of interior lighting but exterior lighting as well. Fixtures like wall packs, canopies and flood lights are replaced with LED lighting. Also less common items like pole lighting and flag pole floods can be replaced with LED lighting.

THE BOTTOM LINE:

Excel was able to reduce the District's electricity and gas usage by **1,673,000** kwh annually. That means Maryville will eliminate over **2,744,921 pounds** of carbon dioxide from the atmosphere every year—the equivalent of removing the emissions from burning **140,101** gallons of gasoline or **1,362,227** pounds of coal annually.

Maryville City School District

Total Facilities:	9
Total Light Fixtures:	12,900
Total Sensors:	800
Total Cost:	$1,231,700
Annual Savings:	$222,000
Payback:	5.5 years

Decreased light wattage by an Average of 58% in each area!

(501) 821-8840 | www.excelenergygroup.com

West Carroll Special School District
LED Lighting Upgrade

All LED Lighting for West Carroll

In 2018, West Carroll Special School District choose Excel Energy Group as the lighting contractor to update their existing lighting system with new LED technology. The projects involved replacing or upgrading over 2,100 total fixtures and sensors, reducing those facilities' lighting and maintenance costs by over **65%**--an annual savings of over **$49,000**.

Excel Energy Group assisted the District in obtaining project incentive money through TVA which helped pay for the project. The incentive money allowed for easy, affordable financing of the project.

West Carroll Special School District had mostly existing T8 fluorescent lighting. With over 1,800 fixtures being T8, Excel was still able to save the District an additional $49,500 annually by switching all of the lighting to LED technology.

The lighting project chosen by West Carroll Schools was a Premium Design, which means it includes cosmetic upgrades in addition to energy efficiency.

Areas were noted during the audit as fixtures that could use to be replaced. Some of these fixtures were replaced with similar items that kept the same look. Other areas had surface mounted fixtures that were in a recessed ceiling. Per the design of Excel, these fixtures were replaced with recessed troffers that

added a cleaner look to the classrooms and offices where they were installed.

Excel Energy Group not only provides retrofit and replacement of interior lighting but exterior lighting as well. Fixtures like wall packs, canopies and flood lights are replaced with LED lighting. Also less common items like pole lighting and flag pole floods can be replaced with LED lighting.

West Carroll
SPECIAL SCHOOL DISTRICT

West Carroll Special School District

Project Quick Facts:

Total Facilities:	5
Total Light Fixtures:	2,000
Total Sensors:	180
Total Cost:	$253,300
Total Incentive:	$14,700
Annual Savings:	$49,500
Payback:	4.8 years

Decreased light wattage by an Average of **60% in each area!**

THE BOTTOM LINE:

Excel was able to reduce the District's electricity and gas usage by **398,100** kwh annually. That means West Carroll will eliminate over **653,229 pounds** of carbon dioxide from the atmosphere every year—the equivalent of removing the emissions from burning **33,341** gallons of gasoline or **324,179** pounds of coal annually.

(501) 821-8840 | www.excelenergygroup.com

Dyersburg City School District
LED Lighting Upgrade

All LED Lighting for Dyersburg

In 2017, Dyersburg City School District choose Excel Energy Group as the lighting contractor to update their existing lighting system with new LED technology. The projects involved replacing or upgrading over 8,100 total fixtures and sensors, reducing those facilities' lighting and maintenance costs by over **65%**--an annual savings of over **$142,900**.

Excel Energy Group assisted the District in obtaining project incentive money through TVA which helped pay for the project. The incentive money allowed for easy, affordable financing of the project.

Dyersburg City School District had mostly existing T8 fluorescent lighting. With over 6,100 fixtures being T8, Excel was still able to save the District an additional $142,900 annually by switching all of the lighting to LED technology.

The lighting project chosen by Dyersburg City Schools was a Premium Design, which means it includes cosmetic upgrades in addition to energy efficiency.

Areas were noted during the audit as fixtures that could use to be replaced. Some of these fixtures were replaced with similar items that kept the same look. Other areas had surface mounted fixtures that were in a recessed ceiling. Per the design of Excel, these fixtures were replaced with recessed troffers that added a cleaner look to the classrooms and offices where they were installed.

Excel Energy Group not only provides retrofit and replacement of interior lighting but exterior lighting as well. Fixtures like wall packs, canopies and flood lights are replaced with LED lighting. Also less common items like pole lighting and flag pole floods can be replaced with LED lighting.

THE BOTTOM LINE:

Excel was able to reduce the District's electricity and gas usage by **1,135,000** kwh annually. That means Dyersburg will eliminate over **1,862,359 pounds** of carbon dioxide from the atmosphere every year—the equivalent of removing the emissions from burning **95,055** gallons of gasoline or **924,236** pounds of coal annually.

Dyersburg City School District

Project Quick Facts:

Total Facilities:	9
Total Light Fixtures:	7,600
Total Sensors:	500
Total Cost:	$747,700
Total Incentive:	$58,400
Annual Savings:	$142,900
Payback:	4.8 years

Decreased light wattage by an Average of 60% in each area!

(501) 821-8840 | www.excelenergygroup.com

Giles County Schools
LED Lighting Upgrade

All LED Lighting for Giles Schools

In 2017, Giles County Schools choose Excel Energy Group as the lighting contractor to update their existing lighting system with new LED technology. The projects involved replacing or upgrading over 9,000 total fixtures and sensors, reducing those facilities' lighting and maintenance costs by over **65%**--an annual savings of over **$217,000**.

Excel Energy Group assisted the District in obtaining project incentive money through TVA which helped pay for the project. The incentive money allowed for easy, affordable financing of the project.

Giles County Schools had mostly existing T8 fluorescent lighting. With over 7,500 fixtures being T8, Excel was still able to save the District an additional $217,000 annually by switching all of the lighting to LED technology.

The lighting project chosen by Giles County was a Premium Design, which means it includes cosmetic upgrades in addition to energy efficiency.

Areas were noted during the audit as fixtures that could use to be replaced. Some of these fixtures were replaced with similar items that kept the same look. Other areas had surface mounted fixtures that were in a recessed ceiling. Per the design of Excel, these fixtures were replaced with recessed troffers that

added a cleaner look to the classrooms and offices where they were installed.

Excel Energy Group not only provides retrofit and replacement of interior lighting but exterior lighting as well. Fixtures like wall packs, canopies and flood lights are replaced with LED lighting. Also less common items like pole lighting and flag pole floods can be replaced with LED lighting.

THE BOTTOM LINE:

Excel was able to reduce the District's electricity and gas usage by **1,455,300** kwh annually. That means Giles Co. will eliminate over **2,387,689 pounds** of carbon dioxide from the atmosphere every year—the equivalent of removing the emissions from burning **121,868** gallons of gasoline or **1,184,942** pounds of coal annually.

GILES COUNTY SCHOOLS

Project Quick Facts:

Total Facilities:	13
Total Light Fixtures:	9,000
Total Sensors:	700
Total Cost:	$999,300
Total Incentive:	$74,600
Annual Savings:	$217,800
Payback:	4.2 years

Decreased light wattage by an Average of 60% in each area!

(501) 821-8840 | www.excelenergygroup.com

Hickman County School District
LED Lighting Upgrade

Bright Choices at Hickman County

In 2017, Hickman County School District partnered with Excel Energy Group, Inc. to ensure students have a "bright" future by investing in a $1 million LED lighting system. The efficiency project included a complete upgrade of their facilities to LED.

Replacement and retrofit of these fixtures reduced the lighting and maintenance costs by over **60%**--an annual savings of **$215,930**. Before the school district was spending over **$310,000** annually on lighting and now they spend approximately **$63,000**.

One of the first questions a customer may ask themselves when looking into District–wide improvements is: How should we pay for this project? Excel Energy Group makes this decision as easy as possible with their assistance and guidance.

Hickman County decided to finance their project using funds from the Energy Efficient Schools Initiative (EESI). This program allows schools to finance energy efficient projects with low interest rates. Hickman County was able to secure financing for their project at an interest rate of 0.75%. Excel Energy Group assisted Hickman in the application process to make it as easy as possible for the customer.

Luckily, Hickman County Schools did not have to finance the entire amount of the project. Excel Energy Group also secured over $79,000 in incentives to help pay for the project. These funds were available to the customer through the EnergyRight Solutions program with TVA and the local power company.

THE BOTTOM LINE:

Excel was able to reduce the District's electricity by **1,632,784** kwh annually. That means LRCA will eliminate over **2,529,700 pounds** of carbon dioxide from the atmosphere every year—the equivalent of removing the emissions from burning **1,224,472** pounds of coal or **129,119** gallons of gasoline annually.

Hickman County Schools

Total Facilities:	10
Total Light Fixtures:	10,400
Total Sensors:	630
Total Cost:	$1,035,384
Total Incentive:	$79,905
Annual Savings:	$215,930
Payback:	4.4 years

Decreased light wattage by an Average of **48% in each area!**

(501) 821-8840 | www.excelenergygroup.com

Project References

	City	State	Contact	Phone	Units Installed
Current & Upcoming LED Projects					
Hawkins County School District	Rogersville	TN	Mr. Matt Hixson	423-272-7629	15,700
Benton School District	Benton	AR	Mr. Mike Skelton	501-778-4861	9,700
Completed LED Projects					
Kansas City Public Schools	Kansas City	KS	Mr. Dennis Covington	913-627-2455	43,800
Clarksville-Montgomery County Schools	Clarksville	TN	Mr. Gene Fish	931-358-4219	33,900
Putnam County School System	Cookeville	TN	Mr. Jerry Boyd	931-526-9777	23,700
Arkansas Tech University	Russellville	AR	Mr. Brian Lasey	479-968-0261	22,600
Galveston ISD	Galveston	TX	Dr. Kelli Moulton	409-766-5121	16,900
University of Arkansas Pine Bluff	Pine Bluff	AR	Mr. Robert Wall	870-575-8831	16,500
Canutillo ISD	Canutillo	TX	Dr. Pedro Galaviz	915-877-7400	14,100
Russellville School District	Russellville	AR	Mr. Chris Campbell	479-968-1306	13,700
Pine Tree ISD	Longview	TX	Mr. Tony Hollins	903-295-5109	13,200
Maryville City Schools	Maryville	TN	Dr. Mike Winstead	865-982-7121	12,000
Franklin Special School District	Franklin	TN	Dr. David Snowden	615-794-6624	11,800
Little Rock School District	Little Rock	AR	Mr. Sterling Miller	314-854-9103	11,800
Jonesboro Public Schools	Jonesboro	AR	Dr. Kim Wilbanks	870-933-5800	11,200
Hickman County School District	Centerville	TN	Mrs. Michelle Gilbert	931-729-3391	10,400
Giles County School District	Pulaski	TN	Mr. Phillip Wright	931-363-4558	9,000
Lake Hamilton School District	Pearcy	AR	Mr. Steve Anderson	501-767-2306	8,700
Kansas City Public Schools	Kansas City	MO	Lloyd Jackson	870-403-2661	8,500
Hot Springs School District	Hot Springs	AR	Mr. Mike Hernandez	501-624-3372	8,300
Marion School District	Marion	AR	Mr. Don Johnston	870-739-5100	7,900
Whitehall School District	Whitehall	AR	Dr. Larry Smith	870-247-2196	7,750
Dyersburg City Schools	Dyersburg	TN	Mr. Neel Durbin	731-286-3600	7,600
Wayne County School District	Waynesboro	TN	Mr. Marlon Davis	931-722-3548	7,500
Moffat County School District	Craig	CO	Mr. Dave Ulrich	970-824-3268	7,400
Camden Fairview School District	Camden	AR	Mr. Johnny Embry	870-836-4193	7,000
Gibson County Special School District	Trenton	TN	Mr. Eddie Pruett	731-692-3803	6,800
Monett R-I School District	Monett	MO	Dr. Brad Hanson	417-235-7422	5,900
El Dorado School District	El Dorado	AR	Mr. Jim Tucker	870-864-5001	5,750
Wynne Public Schools	Wynne	AR	Mr. Carl Easley	870-238-5020	5,400
Town of Smyrna	Smyrna	TN	Mr. Harry Gill	615-497-6378	5,200
Lorena ISD	Lorena	TX	Dr. Joe Kucera	254-857-3239	4,500
Watson Chapel School District	Pine Bluff	AR	Mr. Danny Hazelwood	870-879-0220	4,360
Dumas Public Schools	Dumas	AR	Mr. Kelvin Gragg	870-382-4571	4,200
Warren School District	Warren	AR	Mr. Bobby Acklin	870-226-8500	4,100
Edna ISD	Edna	TX	Mr. Robert O'Connor	361-782-3573	3,900
Prairie Grove School District	Prairie Grove	AR	Dr. Allen Williams	479-846-4213	3,900
Star City School District	Star City	AR	Dr. Richard Montgomery	870-628-4237	3,700
Pottsville School District	Pottsville	AR	Mr. Larry Dugger	479-968-8101	3,400
East Otero School District	La Junta	CO	Mr. Rick Lovato	719-384-6909	3,350
Hood County	Granbury	TX	Mr. Jay Riley	817-579-3214	3,100
Emerson Taylor Bradley School District	Emerson	AR	Mr. Gary Hines	870-694-2251	3,100
Harrisburg School District	Harrisburg	AR	Mr. Danny Sample	870-578-2416	3,100
Clinton School District	Clinton	AR	Mr. Andrew Vining	501-508-2030	3,000

	City	State	Contact	Phone	Units Installed
Benton Harmony Grove	Haskell	AR	Mr. Daniel Henley	501-778-6271	2,800
Fordyce School District	Fordyce	AR	Dr. Albert Snow	870-352-3005	2,800
Little Rock Christian Academy	Little Rock	AR	Mr. Jim Fink	501-868-9822	2,700
Atkins School District	Atkins	AR	Mr. Joe Fisher	479-641-7871	2,600
Lafayette County School District	Lewisville	AR	Mr. Robert Edwards	870-921-5500	2,600
Crossett School District	Crossett	AR	Mr. Gary Williams	870-364-3112	2,500
Drew Central School District	Monticello	AR	Mr. Billy Williams	870-367-5369	2,500
McGehee School District	McGehee	AR	Mr. Thomas Gathen	870-501-1660	2,500
Seagraves ISD	Seagraves	TX	Mr. Joshua Goen	806-387-2035	2,400
Muldrow Public Schools	Muldrow	OK	Mr. Ron Flanagan	918-427-7406	2,400
Corning School District	Corning	AR	Mrs. Kellee Smith	870-857-6818	2,400
Flippin School District	Flippin	AR	Mr. Dale Query	870-453-2233	2,400
Lawrence County School District	Walnut Ridge	AR	Mr. Terry Belcher	870-759-2300	2,400
Carlisle Public Schools	Carlisle	AR	Mr. Jason Clark	870-552-3931	2,300
Lincoln Consolidated School District	Lincoln	AR	Mrs. Mary Ann Spears	479-824-7305	2,300
Prescott School District	Prescott	AR	Mr. Robert Poole	870-887-3016	2,300
Dewitt School District	DeWitt	AR	Mr. Nick Hill	870-946-3576	2,200
Piggott School District	Piggott	AR	Mr. Barry DeHart	870-598-2572	2,200
Cleveland County School District	Rison	AR	Mr. Craig Dupuy	870-325-6344	2,100
Eureka Springs School District	Eureka Springs	AR	Mr. Byran Pruitt	479-253-5999	2,100
Ozark Mountain School District	St. Joe	AR	Mr. Jayme Jones	870-439-2218	2,000
Perryville School District	Perryville	AR	Mr. Walt Davis	501-889-2327	2,000
Rivercrest School District	Wilson	AR	Mr. Mike Smith	870-655-8633	2,000
West Carroll School District	Atwood	TN	Mr. Dexter Williams	731-662-4200	2,000
Camden Harmony Grove-Camden Campus	Camden	AR	Mr. Walt Pigott	870-574-0971	1,900
Ouachita River School District	Mena	AR	Mr. Jerry Strasner	479-394-2348	1,800
Danville Public Schools	Danville	AR	Mr. Gregg Grant	479-495-4800	1,700
Magazine School District	Magazine	AR	Mr. Brett Bunch	479-969-2566	1,700
Pierce City R-VI School District	Pierce City	MO	Mr. Russ Moreland	417-476-2555	1,700
Parker's Chapel Schools	El Dorado	AR	Mr. Mike White	870-862-4641	1,650
Cross County Schools District	Cherry Valley	AR	Mr. Jerry Buchanan	870-588-3338	1,600
McCrory School District	McCrory	AR	Mr. Bob Casteel	870-731-2535	1,600
Mountain Pine School District	Mountain Pine	AR	Mr. Robert Gray	501-767-1540	1,600
Shirley School District	Shirley	AR	Mrs. Tyrene Gardner	501-723-8191	1,500
Centerpoint School District	Amity	AR	Mr. Dan Breshears	870-356-2912	1,500
Deer/Mt. Judea	Deer	AR	Mr. Andrew Curry	870-428-5433	1,500
Desoto Regional Health	Mansfield	LA	Mr. Todd Eppler	318-872-4610	1,500
Springhill Medical Center	Springhill	LA	Mr. Vince Sedminik	318-539-1001	1,500
Sargent School District	Mone Vista	CO	Mr. Brian Crowther	719-852-4023	1,400
Peyton School District	Peyton	CO	Mr. Tim Kistler	719-749-2330	1,400
Big Sandy Schools 100J	Simla	CO	Mr. Steve Wilson	719-541-2292	1,400
County Line School District	County Line	AR	Mr. Taylor Gattis	479-635-2222	1,400
Hector School District	Hector	AR	Mr. Mark Taylor	479-284-2021	1,400
Quitman School District	Quitman	AR	Mr. Dennis Trexler	501-589-3156	1,400
Swink School District	Swink	CO	Mr. Kyle Hebberd	719-384-8103	1,300
Cotter School District	Cotter	AR	Mrs. Vanessa Thomas-Jones	870-435-6171	1,300
Hermitage School District	Hermitage	AR	Dr. Tracy Tucker	870-463-2246	1,300
Spring Hill School District	Hope	AR	Mrs. Angie Raney	870-777-8236	1,250
City Corporation - Russellville	Russellville	AR	Mr. Steve Mallett	479-968-2105	1,200
Dierks School District	Dierks	AR	Ms. Holly Cothren	870-286-2450	1,200
Miller R-II School District	Miller	MO	Dr. Dustin Storm	417-452-3515	1,200
Omaha School District	Omaha	AR	Mr. Jacob Sherwood	870-426-5400	1,200

	City	State	Contact	Phone	Units Installed
Tahoka ISD	Tahoka	TX	Mr. Alan Umholtz	254-855-6345	1,200
Western Yell Co. School District	Havana	AR	Mr. Joe Staton	479-476-4116	1,200
Wonderview School District	Wonderview	AR	Mr. Jamie Stacks	501-354-0211	1,200
Calhan School District	Calhan	CO	Mr. David Slothower	719-347-2766	1,100
Alpena School District	Alpena	AR	Dr. Andrea Martin	870-437-2228	1,100
Barton-Lexa School District	Lexa	AR	Mr. David Tollett	870-572-7294	1,100
Hillcrest School District	Hillcrest	AR	Mr. Greg Crabtree	870-528-3856	1,100
Kirby School District	Kirby	AR	Mr. Jeff Alexander	870-398-4212	1,100
Ouachita School District	Donaldson	AR	Mr. Ronnie Kissire	501-384-2318	1,100
Conway Christian School	Conway	AR	Mr. Jason Carson	501-336-9067	1,000
Meadow ISD	Meadow	TX	Mr. Darrian Dover	806-539-2246	1,000
Liberal R-II School District	Liberal	MO	Mr. William Harvey	417-843-5115	1,000
Blevins School District	Blevins	AR	Mr. Billy Lee	870-874-2801	1,000
Southeast Dept of Human Service - Warren	Warren	AR	Mr. K Rex Mayfield	870-931-2664	1,000
Miami-Yoder School District	Rush	CO	Mr. Dwight Barnes	719-478-2206	900
Cotopaxi School District	Cotopaxi	CO	Mrs. Danielle Van Esselstine	719-942-4131	900
Poyen School District	Poyen	AR	Mr. Ronnie Kissire	501-332-8884	900
Blanket ISD	Blanket	TX	Mr. David Whisenhunt	325-748-5311	900
New Home ISD	New Home	TX	Mr. Shane Fiedler	806-924-7543	900
Sanford School District	Sanford	CO	Mr. Kevin Edgar	719-274-5167	800
Elbert 200 School District	Elbert	CO	Mrs. Kelli Thompson	303-648-3030	800
Hermleigh ISD	Hermleigh	TX	Mr. Brent Dawson	325-863-2451	800
Lavaca School District	Lavaca	AR	Mr. Steve B. Rose	479-674-5611	800
Hampton School District	Hampton	AR	Mr. Jimmy Cunningham	870-798-2742	600
Rising Star ISD	Rising Star	TX	Mr. Joe Branham	254-643-1981	600
Dawson Education Service Coop	Arkadelphia	AR	Mr. Darin Beckwith	870-246-3077	500
Camden Harmony Grove - Sparkman Campı	Camden	AR	Mr. Walt Pigott	870-574-0971	500
Primero RE-2 School District	Weston	CO	Mr. Bill Naccarato	718-868-2715	400
Calhoun County Courthouse	Hampton	AR	Judge Floyd Nutt	870-798-4818	160
Arkansas Baptist College	Little Rock	AR	Mr. Charles Ripley	501-517-3185	25
Lamesa ISD - Gymnasium	Lamesa	TX	Mr. Adam Oliva	806-872-5461	25

Completed Fluorescent Projects

	City	State	Contact	Phone	Units Installed
Rutherford County School District	Murfreesboro	TN	Mr. Gary Clarty	615-416-3157	65,600
Hamilton County Schools	Chattanooga	TN	Mr. Greg Higgins	423-304-1211	27,200
Wilson County Schools	Lebanon	TN	Mr. Jim Duncan/Mr. Mikey Hall	615-444-3282	24,600
Maury County Schools	Columbia	TN	Mr. Eddie Hickman	931-388-8403	24,000
Hardin County Schools	Savannah	TN	Mr. Michael Davis	731-925-3943	14,400
Franklin County Schools	Winchester	TN	Dr. Rebecca Sharber	931-967-0626	13,500
Cumberland County Schools	Crossville	TN	Mr. Dan Horst	615-332-2671	13,000
Lawrence County Schools	Lawrenceburg	TN	Mr. Larry Davis/Mr. David Crowell	931-762-3581	12,600
Cheatham Co. Schools	Ashland City	TN	Dr. Tim Webb	615-306-3450	12,400
Bradley County Schools	Cleveland	TN	Mr. Johnny Mull	423-400-6757	10,800
Cleveland City Schools	Cleveland	TN	Mr. Paul Ramsey	423-310-6464	10,700
Knox County Schools	Knoxville	TN	Mr. Zane Foraker	865-293-7331	9,800
Dickson County Schools	Dickson	TN	Mr. Charlie Daniel/Mr. Gary Kimmons	615-446-7571	9,200
Lauderdale County Schools	Ripley/Halls	TN	Mr. Bobby Webb	901-635-2941	8,500
Hardeman County Schools	Bolivar	TN	Mr. Steve Young	901-658-2510	8,000
Franklin Special School District	Franklin	TN	Dr. David Snowden	615-794-6624	8,000
McNairy County	Selmer	TN	Mr. Charlie Miskelly	901-645-3267	6,500
Obion County School District	Troy	TN	Ms. Donna Neblitt	901-885-9743	5,000
Shelby County Schools	Memphis	TN	Dr. Bobby Webb	901-321-2500	5,000
Weakley County	Dresden	TN	Mr. Richard Barber	731-364-2755	4,900
Gibson County Schools	Dyer	TN	Mr. John Scott/Mr. Jim Acree	901-692-3803	4,200
Lebanon Special Sch. Dist.	Lebanon	TN	Mr. Andy Brummett	615-449-6060	4,100
Benton County Schools	Camden	TN	Mr. Randall Robertson	731-584-6111	3,700
Trenton Public Schools	Trenton	TN	Mr. Larry Ridings	901-855-1191	3,500
Franklin County Government	Winchester	TN	Mayor Richard Stewart	931-967-2905	3,200
Maury County Government	Columbia	TN	Mr. Ronnie Bates	931-626-0322	3,100
Lewis County Schools	Hohenwald	TN	Mr. Tim Webb	931-796-3264	2,900
Memphis City Schools	Memphis	TN	Mr. Tony Wright	901-416-0813	2,800
Humboldt Schools	Humboldt	TN	Mr. Butch Twyman	901-784-2652	2,800
Marion County Schools	Jasper	TN	Mr. Fred Taylor	423-942-3434	2,600
Cannon County Schools	Woodbury	TN	Ms. Barbara Parker	615-563-5752	2,500
Trousdale County Schools	Hartsville	TN	Ms. Margaret Oldham	615-374-2193	2,400
McKenzie School District	McKenzie	TN	Dr. Bently Rowdon	901-352-2246	2,300
Washington County	Jonesborough	TN	Mr. Willie Shrewsbury	423-791-1437	2,000
Huntingdon School District	Huntingdon	TN	Mr. Danny Truett	901-986-2222	2,000
Fayetteville City Schools	Fayetteville	TN	Mr. Billy Joe Evans	931-433-5542	1,900
University of Tennessee at Chattanooga	Chattanooga	TN	Mr. Warren Simpson	423-425-4500	1,700
Baptist Hospital Tipton	Covington	TN	Mr. James Smith	901-476-2621	1,700
Sweetwater City Schools	Sweetwater	TN	Dr. Keith Hickey	423-337-7051	1,600
Babtist Hospital Lauderdale	Ripley	TN	Mr. Jerry Vowell	901-635-1331	1,100
Manchester City Schools	Manchester	TN	Dr. Keith Brewer	931-728-2316	1,100
McKenzie Methodist Hospital	McKenzie	TN	Mr. Ted Lowder	901-352-4197	800
S. Carroll County School District	Clarksburg	TN	Mr. David Huss	901-986-4502	700
Alamo City Schools	Alamo City	TN	Mr. Reecha Black	901-696-5515	650
Carroll County Schools	Huntingdon	TN	Mr. Charlotte Tucker	901-986-4482	450
Union University	Jackson	TN	Mr. Will Butcher	731-661-9818	400
Hollow Rock-Bruceton Schools	Bruceton	TN	Mr. Cliff Sturdivant	901-586-7657	300
Town of Estill Springs	Estill Springs	TN	Ms. Tina Smith	931-649-5188	150
Pulaski County School District	Little Rock	AR	Dr. Gary Smith	501-490-6209	44,500
Fort Smith Public Schools	Ft. Smith	AR	Dr. Benny Gooden	501-785-2501	20,500
University of Arkansas at Fayetteville	Fayetteville	AR	Mr. Cary Parks	501-258-3011	17,500
Texarkana Schools	Texarkana	AR	Mr. Bill Goff	501-772-3371	7,500
Cabot Schools	Cabot	AR	Dr. Frank Holman	501-843-3363	7,300
West Memphis Schools	West Memphis	AR	Mr. Bill Kessinger	870-735-1915	7,000
Forrest City Schools	Forrest City	AR	Mr. Lee Vent	870-633-1485	6,000
Russellville Schools	Russelville	AR	Mr. Johnny Thaxton	501-968-1306	5,400
Blytheville Schools	Blytheville	AR	Mr. Charles Van Pelt	870-762-2053	5,000
Crossett Schools	Crossett	AR	Ms. Barbara Gates	870-364-3112	5,000
Lee County Schools	Marianna	AR	Mr. Wayne Thompson	870-295-7100	5,000
Hope Schools	Hope	AR	Dr. Carlos Price	870-777-2251	4,800
Camden Fairview Schools	Camden	AR	Mr. Jerry Guess	870-836-4193	4,500
Helena/West Helena Schools	Helena	AR	Mr. Rodney Echols	870-338-8172	4,500
Mountain Home Schools	Mountain Home	AR	Mr. Steve Singleton	870-425-2501	4,100
Valley Springs Schools	Valley Springs	AR	Mr. Charles Trammell	870-429-9205	4,000
Hamburg Schools	Hamburg	AR	Mr. Bobby Harper	870-853-9851	4,000

	City	State	Contact	Phone	Units Installed
Paragould Schools	Paragould	AR	Mr. Tom Kimbrell	870-239-2105	4,000
Searcy Schools	Searcy	AR	Mr. Calvin Estes	501-268-3517	4,000
Siloam Springs Schools	Siloam Springs	AR	Dr. Spear/Rick Keyes	501-524-3191	4,000
Harrison Schools	Harrison	AR	Dr. Charles Adair	870-741-7600	3,800
Alma Public Schools	Alma	AR	Mr. David Wooley	501-632-4791	3,600
Arkadelphia Schools	Arkadelphia	AR	Dr. Frank Holman	870-246-5564	3,500
Greenbrier Schools	Greenbrier	AR	Mr. Mike Mertens	501-679-4808	3,500
Pocahontas School District	Pocahontas	AR	Mr. Mark Van Camp	870-892-4573	3,500
Southern Mississippi Co. Schools	Wilson	AR	Mr. Harold Clemons		3,500
Wynne Schools	Wynne	AR	Mr. Darrell Smith	501-238-5000	3,400
Southern Arkansas University	Magnolia	AR	Mr. Billy Machen	870-235-4065	3,340
Heber Springs Schools	Heber Springs	AR	Mr. Forest Kyle	501-362-2451	3,200
UALR Library	Little Rock	AR	Mr. Jim Joyner	501-569-3390	3,100
Dumas Schools	Dumas	AR	Mr. Don McHan	870-382-4571	3,000
Lake Hamilton Schools	Hot Springs	AR	Mr. Danny Frazier	501-767-2306	3,000
Newark School District	Newark	AR	Mr. Guy Santucci	870-799-8691	3,000
Jonesboro Schools	Jonesboro	AR	Mr. Clint Byard	870-933-5800	2,800
Truman School District	Truman	AR	Mr. Joe Waleszonia	870-483-6444	2,800
Babtist Medical Center	Little Rock	AR	Mr. Phil Hall	501-202-2269	2,700
Fordyce Schools	Fordyce	AR	Ms. Charlotte Nichols	870-352-3005	2,700
Mena Schools	Mena	AR	Mr. Jimmy Jones	501-394-1710	2,600
Dermott Schools	Dermott	AR	Mr. Bruce Terry	870-538-5264	2,500
Lakeside Schools	Hot Springs	AR	Mr. Danny Slay	501-262-1880	2,500
Watson Chapel	Pine Bluff	AR	Mr. Danny Knight	870-879-0220	2,500
Bald Knob Schools	Bald Knob	AR	Dr. Jeff Heverling	501-724-3361	2,400
Corning Schools	Corning	AR	Mr. Albert Brown	870-857-6818	2,400
Waldron Public Schools	Waldron	AR	Mr. Floyd Marshall	501-637-3179	2,400
Central Flying Station	Little Rock	AR	Mr. Dick Holbert	501-375-3245	2,300
Magnolia Schools	Magnolia	AR	Dr. Don Moore	501-234-4933	2,200
DeWitt Schools	DeWitt	AR	Mr. Jim Emerson	870-946-3576	2,100
Mountain View School District	Mountain View	AR	Mr. Mark Rector	870-269-3443	2,100
Carlisle Schools	Carlisle	AR	Dr. Ron Wilson	501-552-3931	2,000
Gentry Public Schools	Gentry	AR	Dr. Randy Barrett	501-736-2253	2,000
Green Forest Schools	Green Forest	AR	Mr. James Johnston	870-438-5201	2,000
Warren Schools	Warren	AR	Mr. Carl Barger	570-226-6738	2,000
Highland School District	Hardy	AR	Mr. Ronnie Brogden	870-856-3275	2,000
El Dorado Schools	El Dorado	AR	Mr. Bob Watson	870-864-5005	1,900
Gosnell Schools	Gosnell	AR	Mr. Stan Williams	870-532-4000	1,900
Malvern Schools	Malvern	AR	Mr. David Craig	501-332-7500	1,900
Mansfield Public Schools	Mansfield	AR	Dr. Larry Austin	501-928-4006	1,900
Star City Schools	Star City	AR	Mr. Ray Wynn	870-628-4237	1,900
Cedarville Schools	Cedarville	AR	Mr. David Green	501-474-7220	1,800
Prescott Schools	Prescott	AR	Mr. Ron Wright	870-887-3016	1,800
West Fork Schools	West Fork	AR	Mr. John Selph	501-839-2231	1,800
Paris School District	Paris	AR	Mr. Richard Abernathy	501-963-3243	1,800
Berryville Schools	Berryville	AR	Dr. Don Roberts	870-423-3311	1,700
Booneville Schools	Booneville	AR	Mr. Aaron Hosman	501-675-3504	1,700
Clarendon Schools	Clarendon	AR	Mr. Dennis Meins	870-747-3351	1,700
England Schools	England	AR	Mr. Jerome Wesson	501-842-2669	1,700
Eudora Schools	Eudora	AR	Mr. Thomas Gathen	870-355-2546	1,700
Harrisburg Schools	Harrisburg	AR	Mr. Danny Sample	870-578-2416	1,700
Lonoke Schools	Lonoke	AR	Mr. Dee Human	501-676-2042	1,700
McGehee Schools	McGehee	AR	Ms. Barbara Wood	870-222-3670	1,700
Walnut Ridge Schools	Walnut Ridge	AR	Mr. Terry Belcher	870-886-6634	1,700
Westside Schools	Jonesboro	AR	Mr. Dick Young	870-935-7503	1,700
Cave City Schools	Cave City	AR	Mr. Larry Brown	870-283-5391	1,600
East Poinsett County Schools	Lepanto	AR	Mr. Gerald Jennings	870-475-2472	1,600
Jackson County Schools	Tuckerman	AR	Mr. Pete Whitby	870-349-2232	1,600
Dover Schools	Dover	AR	Mr. Dan Lovelady	501-331-2916	1,550
Bearden Schools	Bearden	AR	Mr. Jim Garrett	870-687-2236	1,500
Charleston Public Schools	Charleston	AR	Mr. Jeff Stubblefield	479-965-7160	1,400
Bergman Schools	Bergman	AR	Mr. Larry McKinney	870-741-5213	1,400
Eureka Springs Schools	Eureka Springs	AR	Mr. Reck Wallis	501-253-5999	1,400
Fountain Lake Schools	Fountain Lake	AR	Mr. Charles Clark	501-623-5655	1,400
Glen Rose Schools	Glen Rose	AR	Mike McNabb	501-332-3694	1,400
Hoxie Schools	Hoxie	AR	Mr. Danny Stanford	870-886-2401	1,400
Manilla Schools	Manilla	AR	Mr. Roland Wells	870-561-4419	1,400

	City	State	Contact	Phone	Units Installed
Ouachita Medical Center	Camden	AR	Mr. Charles Jeffus	870-836-1297	1,400
Yellville Summit School District	Yellville	AR	Mr. Tommy Tyler	870-449-4061	1,400
Elkins Schools	Elkins	AR	Mr. John Smith	501-643-2172	1,350
Buffalo Island Schools	Monette	AR	Mr. George Ed Holland	870-486-5411	1,300
Huntsville Schools	Huntsville	AR	Ms. Dana Samples	501-738-2011	1,300
Junction City Schools	Junction City	AR	Mr. Alvin Kelley	870-924-4575	1,300
Oaklawn Park	Hot Springs	AR	Mr. Eric Jackson	501-623-4411	1,300
Perryville Schools	Perryville	AR	Mr. Calvin Tabor	501-889-8461	1,250
Cross County Schools	Cherry Valley	AR	Mr. Don Smith	870-588-3338	1,250
Marked Tree Schools	Marked Tree	AR	Mr. Larry Garrison	870-358-2913	1,250
Bismark Schools	Bismark	AR	Mr. Cliff Wishum	501-865-4888	1,200
Clay County Schools		AR	Ms. Kelly Scobey	870-595-3151	1,200
Piggot Schools	Piggot	AR	Mr. Barry Scott	870-598-2572	1,200
Cotter Schools	Cotter	AR	Mr. Bob Miller	870-435-6171	1,100
Dierks Schools	Dierks	AR	Mr. Wayne Freppon	870-286-2191	1,100
Hughes Schools	Hughes	AR	Dr. Randy Crowder	870-339-2570	1,100
Rison Schools	Rison	AR	Mr. Scotty Holderfield	870-325-2231	1,100
Riverside Schools	Lake City	AR	Mr. Larry Nowlin	870-237-4329	1,100
Taylor Schools	Tyalor	AR	Mr. Jerry Camp	870-694-2251	1,100
Hazen Schools	Hazen	AR	Mr. Danny Hazelwood	870-255-4549	1,020
Alpena School District	Alpena	AR	Mr. Robert Smalley	870-437-2220	1,000
Barton Schools	Barton	AR	Mr. Roy Kirkland	870-572-7294	1,000
Bay School District	Bay	AR	Mr. Jim Canada	870-781-3711	1,000
Bradford Schools	Bradford	AR	Mr. Arthur Dunn	501-344-2707	1,000
Brookland Schools	Brookland	AR	Ms. Gene goza	870-932-2080	1,000
Clarksville Schools	Clarksville	AR	Mr. Dean Pitts	501-754-8454	1,000
First National Bank	El Dorado	AR	Mr. Mike Houston	870-863-3181	1,000
Hermitage Schools	Hermitage	AR	Mr. John Jordan	870-463-2246	1,000
Izard County Consolidated Schools	Brockwell	AR	Mr. Fred Walker	870-258-7700	1,000
Johnson Co. Westside School District	Coal Hill	AR	Mr. Jim Lloyd	501-497-1171	1,000
Mt. Ida Schools	Mt. Ida	AR	Dr. Jim Regnier	870-867-2323	1,000
White County Schools	Judsonia	AR	Mr. Monty Betts	501-729-3992	1,000
Wickes Schools	Wickes	AR	Mr. Richard Holbert	870-385-7101	1,000
Wonderview Schools	Hattieville	AR	Ms. Rhonda Smith	501-354-0211	1,000
Sloan-Hendrix Schools	Imboden	AR	Mr. Michael Holland	570-886-2401	980
Jasper School District	Jasper	AR	Mr. Tommy Stokes	870-446-2223	950
Turrell Schools	Turrell	AR	Mr. Alfred Hogan	870-343-2533	950
Ola Schools	Ola	AR	Mr. Earl Jamison	501-489-5251	925
Pangburn Schools	Pangburn	AR	Mr. Jerome Browing	501-728-4511	920
Black Rock Schools	Black Rock	AR	Mr. Bobby McMillon	870-878-6273	900
Caddo Hills Schools	Caddo Hills	AR	Mr. Rick Green	870-356-3857	900
Harmony Grove Schools	Camden	AR	Mr. Harold Davidson	870-574-0971	900
Marmaduke Schools	Marmaduke	AR	Mr. Jerry McIntosh	870-597-2723	900
Nemo Vista Schools	Center Ridge	AR	Mr. Bill Jackson	501-893-2925	900
Norphlet Schools	Norphlet	AR	Mr. Eddie Miller	870-546-2781	900
North Point Ford/Lincoln/Mazda	N. Little Rock	AR	Mr. Paul Reiser	501-945-1200	900
Emerson Schools	Emerson	AR	Mr. Ron Harris	870-547-2218	850
Marvell Schools	Marvell	AR	Mr. Ulicious Reed	870-829-2101	850
Parkin Schools	Parkin	AR	Mr.Clint Williams	870-755-2742	850
Bradley Schools	Bradley	AR	Mr.Darrell Porter	870-894-3313	800
County Line Schools	Branch	AR	Dr. Kay Johnson	501-635-2222	800
Deer Schools	Deer	AR	Mr. Richard Denniston	870-428-5433	800
Delight Schools	Delight	AR	Mr. Randy Hughes	870-379-2214	800
Lakeside Schools	Lake Village	AR	Ms. Joyce Vaught	870-265-7300	800
Lead Hill Schools	Lead Hill	AR	Mr. Bob Tutt	870-436-5249	800
Lockesburg Schools	Lockesburg	AR	Mr. Lavon Flaherty	870-289-5161	800
Magnet Cove Schools	Magnet Cove	AR	Dr. Harlan Buttrum	501-624-5355	800
Midland Schools	Pleasant Plains	AR	Mr. Lee Roy Brewer	501-345-2852	800
Mountain Pine Schools	Mountain Pine	AR	Mr. Ron Looper	501-767-1540	800
Omaha Schools	Omaha	AR	Dr. David Land	870-426-5400	800
City of Maumelle	Maumelle	AR	Mr. Mike Watson	501-851-2500	800
Magazine Schools	Magazine	AR	Mr. James Isaacs	870-969-2556	750
Mammoth Spring Schools	Mammoth Spring	AR	Mr. Houston Case	870-625-3612	750
Stephens Schools	Stephens	AR	Mr. Gary Kees	870-786-5443	750
Fouke Schools	Fouke	AR	Mr. Charlie Williams	870-653-4311	710
Armorel Schools	Armorel	AR	Mr. Joseph Cornelison	870-763-6639	700
Crawfordsville Schools	Crawfordsville	AR	Mr. Earvin Smith	870-823-5577	700

	City	State	Contact	Phone	Units Installed
Cushman Schools	Cushman	AR	Mr. Gary Anderson	870-793-6321	700
Gillett Schools	Gillett	AR	Mr. Johnnie Johnson	870-548-2281	700
Hatfield Schools	Hatfield	AR	Mr. John Ponder	870-389-6164	700
Mineral Springs Schools	Mineral Springs	AR	Dr. Pat Adcock	870-287-4748	700
Ozark Schools	Ozark	AR	Mr. Scott Stone	501-667-4118	700
Stone County Schools	Timbo	AR	Mr. Dave Campbell	870-746-4603	650
Arkansas City Schools	Arkansas City	AR	Ms. Gene Gregory	870-877-2491	600
Biggers-Reyno Schools	Biggers	AR	Mr. J.M. Edington	870-769-2480	600
Cabot Schools	Cabot	AR	Mr. Leon Miles	501-843-3363	600
Cord-Charlotte Schools	Charlotte	AR	Mr. Jerrell Lillard	870-799-3704	600
Cutter Morning Star Schools	Hot Springs	AR	Mr. Carl Hughes	501-262-2414	600
Marion Schools	Marion	AR	Mr. Jeff Altemus	870-739-5100	600
McRae Schools	McRae	AR	Mr. Jeff Williams	501-726-3587	600
St. Paul Schools	St. Paul	AR	Mr. Bill Schafer	501-677-2411	600
Union Schools	Union	AR	Mr. Bruce Griffin	870-863-8472	600
Waldo Schools	Waldo	AR	Mr. Richard Britt	870-693-5731	600
Wilburn Schools	Wilburn	AR	Mr. Billy Jackson	501-362-6107	600
Winslow Schools	Winslow	AR	Dr. Roger Oge`	501-634-2062	600
Plainview Schools	Plainview	AR	Mr. Jimmy Cunningham	501-272-4241	575
Sulpher Rock Schools	Sulpher Rock	AR	Mr. Jerry Rose	870-799-3374	550
Fountain Hill Schools	Ft. Hill	AR	Mr. Keith Alexander	870-853-9277	515
Clinton Schools	Clinton	AR	Ms. Truett Love	501-745-2135	500
Delaplaine School District	Delaplaine	AR	Mr. Ronnie Lee	870-428-5433	500
Horizon Bank	Hot Springs	AR	Mr. Alan Kimball	501-624-5501	500
Leslie Schools	Leslie	AR	Mr. Roger Massey	870-447-2431	500
Piggly Wiggly	Arkadelphia	AR	Mr. Andy Riethmaeir	870-246-4641	480
McNeil School District	McNeil	AR	Mr. Terry Bo Ray	870-695-3500	475
Jessieville Schools	Jessieville	AR	Mr. George Foshee	501-984-5381	460
River Valley Schools	Strawberry	AR	Mr. Randy Scarbrough	870-528-3856	450
Bright Star Schools	Bright Star	AR	Mr. Sammy Bray	870-691-2800	400
Carthage Schools	Carthage	AR	Mr. Allen McDonald	870-254-2231	400
M&P Bank	Camden	AR	Mr. Jim Jordan	870-836-8136	400
Mt. Judea Schools	Mt. Judea	AR	Mr. Tommy Flud	870-434-5362	400
Walker School District	Magnolia	AR	Mr. Bertram Garmon	870-234-5654	400
Kingston Schools	Kingston	AR	Mr. Mike Cox	501-665-2995	350
Oden Schools	Oden	AR	Mr. Vernon Morrison	870-326-4311	350
Beebe School District	Beebe	AR	Mr. Keith Williams	501-882-5463	300
Oark Schools	Oark	AR	Ms. Estel Grigg	501-292-3353	300
Piggly Wiggly	Hot Springs	AR	Mr. Bob Tucker	501-623-4381	300
Plastics Ingenuity	Maumelle	AR	Mr. Dan Walker	501-851-0704	300
Bryant City Government	Bryant	AR	Mr. Gary Hollis	501-847-5559 Ext.10	300
Arch Ford Coop	Plummerville	AR	Dr. Mike Hargis	501-354-2269	250
Arlington Hotel	Hot Springs	AR	Mr. John Burford	501-623-7771	200
Hot Springs Chamber of Commerce	Hot Springs	AR	Mr. Jay Chessir	501-321-1700	200
Southwest Education Cooperative	Hope	AR	Mr. Anthony Gadberry	870-777-3076	200
Dawson Education Cooperative	Arkadelphia	AR	Mr. Rick Saunders	870-246-3077	150
Precision Aerospace Technologies, Inc.	Batesville	AR	Mr. Chris Emerson	870-251-2533	15
University of Louisiana at Monroe	Monroe	LA	Mr. Jason Roubique	318-342-5171	9,600
East Baton Rouge School District	Baton Rouge	LA	Mr. Toby Dodson	225-933-9555	4,500
Lafayette Consolidated Government	Lafayette	LA	Mr. Jim Gros	337-291-5626	3,000
Caddo Parish Schools	Shreveport	LA	Mr. Greg Spurlock	318-603-6346	2,100
McNeese State University	Lake Charles	LA	Mr. Kevin Martin	337-475-5888	2,000
Louisiana Delta Community College	Monroe	LA	Mr. Mike Colvin	318-372-0415	750
Desoto County Schools	Hernando	MS	Mr. Robert Earl Phillips	662-429-5271	20,000
Tupelo Public School District	Tupelo	MS	Mr. Bobby Sheffield/ Mrs. Julie Hinds	662-841-8906	9,300
Union County Schools	New Albany	MS	Mrs. Brenda Reedy	662-534-1960	3,800
Tate County Schools	Senatobia	MS	Mr. Truman Albritton	662-562-5861	3,600
Columbus Municipal School Distrcit	Columbus	MS	Mr. Kenneth Hughes	662-241-7408	2,400
Starkville High School	Starkville	MS	Mr. Leon Clark	662-324-4130	2,000
Marshall County Schools	Holly Springs	MS	Mr. Don Randolph	662-252-4271	300
University of South Carolina	Columbia	SC	Mr. Jeff Lingefelt	803-938-3784	1,700
La Marque ISD	La Marque	TX	Mr. Andrew Wong	214-493-1458	1,000
Columbus School District	Columbus	TX	Mr. Robert O'Connor	979-732-5704	150
Habersham County Schools	Clarkesville	GA	Mr.Will Butcher	706-778-7579	9,600
Perry Community School District	Perry	IA	Mr. Kevin McLaughlin	515-490-8466	2,500
BGM Community School District	Brooklyn	IA	Supt. Brad Hohensee	641-522-7058	1,000
Sante Fe Trail USD 434	Carbondale	KS	Dr. Steve Pegram	785-665-7168	3,000

	City	State	Contact	Phone	Units Installed
Silver Lake USD 372	Silver Lake	KS	Dr. Randy Freeman	785-582-4026	2,500
Bluestem School District	Leon	KS	Mr. Dennis Engels	316-742-3261	2,400
Hugoton USD 210	Hugoton	KS	Mr. Mark Crawford	620-544-4397	2,200
North Lyon USD 251	Americus	KS	Mr. Mike Nulton	620-443-5116	1,700
Holcomb USD 363	Holcomb	KS	Mr. Robert O'Connor	620-277-2629	1,700
Lakin USD 215	Lakin	KS	Mr. Randall Steinle	620-355-6761	1,600
Deerfield USD 216	Deerfield	KS	Mr. Jon Ansley	620-426-8516	1,400
Satanta USD 507	Satanta	KS	Ms. Ardith Dunn	620-649-2234	1,300
Montezuma USD 371	Montezuma	KS	Mr. Jay Zehr	620-846-2293	1,200
Moscow USD 209	Moscow	KS	Mr. Larry Philllipi	620-598-2205	1,200
Cimarron USD 102	Cimarron	KS	Mr. Mike Waters	620-855-7743	1,100
Spearville USD 381	Spearville	KS	Mr. Daryl Stegman	620-385-2676	950
Bucklin USD 459	Bucklin	KS	Mr. Skip Landis	620-826-3828	900
Ingalls USD 477	Ingalls	KS	Mr. Dave Novack	620-335-5136	800
Syracuse USD 494	Syracuse	KS	Ms. Joan Friend	620-384-7872	600
Copeland USD 476	Copeland	KS	Mr. Jay Zehr	620-668-5565	500
Ashland USD 220	Ashland	KS	Mr. Bill Day	620-635-2220	200
Kismet-Plains USD 483	Plains	KS	Mr. Elton Argo	620-563-7103	80
Moffat County School District	Craig	CO	Mr. Mike Taylor	970-824-5622	5,800
Academy 20 School District	Colorado Springs	CO	Mr. Dan Yaeger	719-234-1606	3,400
El Paso County Schools	Fountain	CO	Mr. Gary Hofstettler	719-382-1325	3,000
Big Sandy 100J School District	Simla	CO	Mr. Steve Wilson	719-541-2292	1,100
Elizabeth C-1 Schools	Elizabeth	CO	Mr. Mike Drake	303-646-1849	1,100
Springfield School District RE-4	Springfield	CO	Mr. Mike Page	719-523-6554	800
Peetz School District	Peetz	CO	Mr. Dean Koester	970-334-2435	700
Elbert Schools	Elbert	CO	Ms. Kelli Loflin	303-648-3030	600
Walsh School District	Walsh	CO	Mr. Kyle Hebberd	719-324-5400	600
Pritchett School District	Pritchett	CO	Ms. Stephanie Hund	719-523-4045	500
Primero RE-2 School District	Weston	CO	Mr. Eric Davies/Mr. Garland Gabbard	719-868-2715	500
La Veta School District	La Veta	CO	Mr. Dave Seaney	719-742-3562	500
Baca County Conservation District	Springifeld	CO	Ms. Misty George	719-523-4522	100
Genoa Hugo Schools	Hugo	CO	Mr. Robert Ring	719-743-2428	100
Buffalo RE-4 School District	Merino	CO	Mr. Dave Kautz	970-522-7424	Gym
Wiggins RE-50 School District	Wiggins	CO	Mr. John Kopetzky	970-483-7762	Gym
Marshall School District	Marshall	MO	Mr. Joe Aull/Mr. Kevin Hart	660-886-7414	5,300
Lebanon R-III School District	Lebanon	MO	Dr. Duane Widhalm	417-532-9142	4,200
Ozark R-VI School District	Ozark	MO	Dr. Jordan Needham	417-581-7694	3,700
Union R-XI Schools	Union	MO	Dr. Veann Tilson	636-583-8626	3,600
Willard R-II School District	Willard	MO	Dr. Kent Medland	417-742-2584	3,500
Hallsville R-IV School District	Hallsville	MO	Mr. John Robertson	573-819-8580	3,200
Nixa R-II School District	Nixa	MO	Dr. Kleinsmith	417-725-7400	3,200
Bolivar R-I School District	Bolivar	MO	Dr. Dennis Cooper	417-326-5291	3,200
Republic R-III School District	Republic	MO	Dr. Carol Morgan	417-732-3605	3,000
Lamar R-I School District	Lamar	MO	Mr. Mike Resa	417-682-3527	2,900
Webb City R-VII Schools	Webb City	MO	Dr. Ron Lankford	417-673-6000	2,800
Logan-Rogersville Schools	Rogersville	MO	Dr. Alan Markley	417-753-2891	2,700
Cassville R-IV School District	Cassville	MO	Mr. Marvin Henningson	417-847-5525	2,500
Charleston R-I Schools	Charleston	MO	Mr. Terry Rowe	573-683-3776	2,300
Malden School District	Malden	MO	Dr. Englehardt	573-276-5794	2,200
Fox C-6 Schools	Arnold	MO	Mr. Tim Crutchley	636-296-8000	2,100
Warsaw R-IX Schools	Warsaw	MO	Michael Stevenson	660-438-7120	2,000
Forsyth R-III Schools District	Forsyth	MO	Marty Garrison	417-546-6384	1,900
Doniphan R-I School District	Doniphan	MO	Mr. Jack Leatherman	573-996-3819	1,800
Mtn. View-Birchtree School District	Mtn. View	MO	Ms. Tina Woolsey	417-934-2020	1,800
Twin Rivers R-X School District	Brosley	MO	Mr. Terry Brashers	573-328-4321	1,800
Scott County R-IV Schools	Benton	MO	Don Abner	573-545-3887	1,650
Bloomfield R-IVX School District	Bloomfield	MO	Mr. Michael Dumey	573-568-4564	1,600
Cabool R-IV School District	Cabool	MO	Dr. Wesley Davis	417-254-4661	1,500
Salem R-80 School District	Salem	MO	Mr. Steve Bryant	573-729-6642	1,500
Strafford R-VI School District	Strafford	MO	Mr. John Collins	417-736-7000	1,500
East Prairie R-II Schools	East Prairie	MO	Mr. Jack McIntosh	573-649-3562	1,500
Gainesville R-V School District	Gainesville	MO	Mr. Bill Luny	417-679-4260	1,500
Miller R-II School District	Miller	MO	Dr. Dane Allen	417-452-3515	1,500
Willow Springs School District	Willow Springs	MO	Mr. Derrick Hutsell	417-469-3260	1,400
Stockton R-I Schools	Stockton	MO	Mr. Ken Spurgeon	417-276-5143	1,400
Houston R-I School District	Houston	MO	Dr. Duane Widhalm	417-967-3024	1,400
Mansfield R-IV Schools	Mansfield	MO	Mrs. Arlene Magnin	417-924-8458	1,400

	City	State	Contact	Phone	Units Installed
Thayer R-II Schools	Thayer	MO	Mr. Dan Chappell	417-264-7261	1,300
West St. Francois County	Leadwood	MO	Mr. Stacy Stevens	573-562-7535	1,300
Southwest R-V Schools	Washburn	MO	Mr. Jim Roe	417-826-5410	1,300
Spokane R-VII School District	Highlandville	MO	Mr. Daryl Bernskoetter	417-443-2200	1,200
Dixon R-I School District	Dixon	MO	Mr. Barry Morrow	573-759-7163	1,200
Hartville R-II Schools	Hartville	MO	Mr. John Link	417-741-7676	1,200
Marionville R-IX Schools	Marionville	MO	Mr. Larry Brown	417-258-7755	1,200
Summersville R-II Schools	Summersville	MO	Mr. Mike McAdams	417-932-4045	1,200
Purdy R-II Schools	Purdy	MO	Mr. Joe Layton	417-442-3216	1,200
Sparta R-III	Sparta	MO	Mr. David McGehee	417-634-4284	1,200
New Haven School District	New Haven	MO	Mr. Kyle Kruse	573-237-3231	1,100
Laquey R-V School District	Laquey	MO	Mr. Bob Boulware	573-765-3716	1,100
Liberal Schools	Liberal	MO	Mr. Bill Harvey	417-843-5115	1,100
Pierce City R-VI Schools	Pierce City	MO	Mrs. Lois Klatt	417-476-2555	1,100
Sarcoxie School District	Sarcoxie	MO	Mr. Rick Cook	417-548-3134	1,100
Winona R-III Schools	Winona	MO	Mr. Scott Lindsey	573-325-8101	1,100
Bakersfield Schools	Bakersfield	MO	Mr. Jerry Taylor	417-284-7333	1,000
Ash Grove R-IV Schools	Ash Grove	MO	Mr. Richard Harris	417-751-2534	1,000
Crane R-III Schools	Crane	MO	Mr. Tyler Laney	417-723-5300	1,000
Hollister R-V School District	Hollister	MO	Dr. Tim Taylor	417-243-4005	1,000
Greenfield R-IV School District	Greenfield	MO	Mr. David Hardage	417-637-5321	900
Hickory County R-I Schools	Urbana	MO	Mr. Ron Wilken	417-993-4241	900
Lockwood R-I Schools	Lockwood	MO	Dr. Lyle Boyles	417-232-4513	900
Jasper County R-V Schools	Jasper	MO	Mr. Jeff Kyle	417-394-2416	900
Richland R-IV Schools	Richland	MO	Dr. Terry Wolfe	573-765-3241	850
Marion C. Early R-V Schools	Morrisville	MO	Dr. Ron McIntire	417-376-2255	800
Plato R-V School District	Plato	MO	Mr. Leon Slape	417-458-3333	800
Bell City R-II School District	Bell City	MO	Mr. Don Abner	573-733-4444	800
Richland R-I Schools	Essex	MO	Ms. Carrell Odem	573-283-5332	800
Osceola School District	Osceola	MO	Mr. Aron Bennett	417-646-8143	750
Delta R-V School District	Delta	MO	Mr. Tom Allen	573-794-2500	750
Stoutland R-II Schools	Stoutland	MO	Ms. Geanine Bloch	417-286-3984	750
Halfway R-III School District	Halfway	MO	Mr. Jon Oetinger	417-445-2351	700
Walnut Grove R-V Schools	Walnut Grove	MO	Ms. Tanya Hunter	417-788-2543	700
Bronaugh R-VII School District	Bronaugh	MO	Ms. Patricia Phillips	417-922-3211	650
Holcomb R-III Schools	Holcomb	MO	Mr. Darrell Wilburn	573-792-3631	650
Shell Knob 78 Schools	Shell Knob	MO	Mr. Bill Hadlow	417-858-6743	650
Humansville R-IV Schools	Humansville	MO	Mr. Greg Thompson	417-754-2535	650
Madison C-3 School District	Madison	MO	Mr. Fred Weibling	660-291-5115	600
Verona R-VII School District	Verona	MO	Dr. Robert Abeln	417-498-2274	600
Lutie R-VI School District	Theodosia	MO	Mr. Chris Felmlee	417-273-4274	600
Osage County R-I Schools	Chamois	MO	Mr. Tom Allen/Mr. Brad Strobel	573-763-5666	600
Laclede Co. C-5 Schools	Lebanon	MO	Mr. Jason Buckner	417-532-4837	600
Golden City R-III Schools	Golden City	MO	Mr. Charles Brazeale	417-537-4900	600
Macks Creek R-V Schools	Macks Creek	MO	Mr. Clinton Waters	573-363-5909	600
Wheatland R-II Schools	Wheatland	MO	Mr. Mark Beem	417-282-6433	600
Everton R-III Schools	Everton	MO	Mr. David Hardage	417-535-2221	600
Climax Springs Schools	Climax	MO	Mr. Tom Wolf	573-347-3905	550
Eminence R-I Schools	Eminence	MO	Mr. Chris Combs	573-226-3251	550
Oregon-Howell R-III Schools	Koshkonong	MO	Mr. Steve Morgan	417-867-5601	500
Pemiscot County R-III Schools	Caruthersville	MO	Mr. Anthony Hartsfield	573-333-1856	450
Chadwick School District	Chadwick	MO	Mr. Don Reynolds	417-634-3588	400
Phelps County R-III School District	Edgar Springs	MO	Ms. Kay McMurtrey	573-435-6293	350
Sheldon R-VIII School District	Sheldon	MO	Mr. Phyllis Sprenkle	417-884-5113	300
Stet XV School District	Stet	MO	Mr. Fred Weibling	660-484-3122	250
Ridgeway R-V School District	Ridgeway	MO	Mr. Troy Gregory	660-872-6813	250
Raymondville R-VIII School District	Raymondville	MO	Mr. Nathan Holder	417-457-6237	200
Ozark County Courthouse	Gainesville	MO	Mr. Dave Morrisson	417-679-4096	200
Holden R-III Schools	Holden	MO	Mr. Mike Ringen	816-850-4444	130
Alton R-IV School District	Alton	MO	Mrs. Sheila Wheeler	417-778-7216	Gym

WASHINGTON COUNTY SCHOOLS

ENERGY EFFICIENT LED LIGHTING UPGRADE OVERVIEW
AND RECOMMENDATION TO BOARD OF EDUCATION

The Washington County Schools has been exploring the possibility of upgrading the lighting system in all school-maintained buildings with state-of-the-art LED light fixtures through a program offered by Excel Energy Group, Inc. Excel is a national leader in energy efficient lighting upgrades for educational facilities. Over the past 28 years, Excel has upgraded over 1,800 other school systems and 40,000 school buildings in the United States with this program.

Under Excel's program, the District takes no risk, puts up zero money, and Excel provides a turnkey installation including 100% of the LED material and labor to the District's satisfaction, as well as State standards. Excel provides 100% financing of the balance of the project cost (if desired by the District) and guarantees the District will save enough off of its bills to pay 100% of the lighting upgrade payments. Excel will work to secure the District a 0.5% interest EESI loan to finance the project. The District will not be increasing or altering its budget in any way, but simply using already budgeted dollars in the most efficient manner.

The scope of the Washington County Schools' project will include the replacement or retrofit of all of the District's fixtures with premium LED lighting, including major cosmetic upgrades through new fixtures in place of damaged, obsolete, or unsightly old fixtures, new LED gym lighting, and new LED wall-packs, floodlights, and pole lights for the exterior. All areas with four or more fixtures will also be controlled with lighting occupancy sensors. Ball field lighting is excluded. All work is performed at nights and on weekends so that no school activity is disrupted.

Benefits include state of the art lighting, eliminating material purchases and maintenance time spent on lighting issues, freeing time for other maintenance needs, energy efficient facilities, and 100% paid for from savings off bills.

The District recommends utilizing an EESI (Energy Efficient School Initiative) low interest loan to fund this project.