

Under the continued provisions of the State Executive Order to protect the safety and welfare of the public, the Washington County Board of Education meeting on May 7, 2020 will be closed to the public. Several Board members will be participating electronically. In order to maintain transparency, the meeting was livestreamed and audio recording would be provided as requested. The livestream link could be found on the website, [www.wcde.org](http://www.wcde.org).

## **Finance Committee Meeting - 6 May 2020 - 4:00 p.m.**

### **WASHINGTON COUNTY BOARD OF EDUCATION**

**May 7, 2020**

**5:30 PM**

**Central Office**

- I. CALL TO ORDER**
- II. CONSIDERATION OF CONSENT AGENDA**
  - A. Approval of Minutes - Regular Meeting - April 9, 2020 Called Meeting - April 28, 2020**
  - B. Payment of Bills**
  - C. Personnel**
- III. CONSIDERATION OF MEETING AGENDA**
- IV. DIRECTOR'S REPORT**
  - A. Facilities Update**
  - B. Drug Free Workplace**
  - C. Energy Plan**
  - D. Grants Update**
  - E. Graduation Ceremony Report**
  - F. Other**
- V. REQUEST TO ADDRESS THE BOARD**
  - A. Senior Parent Representative**
- VI. CONSIDERATION OF DANIEL BOONE HIGH SCHOOL ROOF**
- VII. REVIEW AND CONSIDERATION OF CONTRACT FOR SCHOOL BOARD'S ATTORNEY**
- VIII. FY 21 BUDGET**
- IX. COMMITTEE REPORTS**
  - A. Finance Committee**
- X. STAFF REPORTS**
- XI. NEW BUSINESS**
  - A. Director of School's Evaluation**
  - B. WCEA**

- XII. **ROUND TABLE DISCUSSION**
- XIII. **ADJOURNMENT**

The Washington County Department of Education met in regular session on April 28, 2020 at 5:00 PM in the Central Office. Attendance is as follows: **Present:** Annette Buchanan, Jason Day, Mary Beth Dellinger, Keith Ervin, Chad Fleenor, Todd Ganger, David Hammond, Phillip McLain, Mitch Meredith..

Chairman Ervin stated under the continued provisions of the State Executive Order to protect the safety and welfare of the public, the Washington County Board of Education meeting was closed to the public. Some Board members will be participating electronically. In order to maintain transparency, the meeting was livestreamed and audio recording would be provided as requested. The livestream link could be found on the website, [www.wcde.org](http://www.wcde.org).

Mr. Ervin called the meeting to order.

Following a moment of silence, Jason Day led the pledge to the flag.

Phillip McLain moved to amend the meeting agenda to include consideration of yard signs for the 2020 graduates of Daniel Boone High and David Crockett High. Mary Beth Dellinger seconded the motion which carried on roll call vote:

Annette Buchanan: yes, Jason Day: yes, Mary Beth Dellinger: yes, Keith Ervin: yes, Chad Fleenor: yes, Todd Ganger: yes, David Hammond: yes, Phillip McLain: yes, Mitch Meredith: yes

Mr. McLain moved for approval to award bid to Barnard Roofing on low bid of \$234,972 for the reroofing of the gymnasium at Daniel Boone High. Mr. Day seconded the motion.

Mr. Ganger asked if awarding the bid was time sensitive. He expressed displeasure with the current roof replacement at Jonesborough Elementary that is being completed by Barnard Roofing. Mr. Ganger said he would like to find out more information on Radco Company that had also submitted a bid.

Chad Fleenor moved to postpone awarding the bid to obtain more information on the Radco Company. Mary Beth Dellinger seconded the motion which carried on roll call vote:

Keith Ervin: no, Annette Buchanan: yes, Jason Day: yes, Mary Beth Dellinger: yes, Chad Fleenor: yes, Todd Ganger: yes, David Hammond: yes, Phillip McLain: yes, Mitch Meredith: yes

Todd Ganger moved to issue back pay to the 120 contracted employees for their lost wages during the COVID-19 pandemic and for their payroll to continue through the end of the school year. Jason Day seconded the motion which carried on roll call vote:

Annette Buchanan: yes, Jason Day: yes, Mary Beth Dellinger: yes, Keith Ervin: yes, Chad Fleenor: yes, Todd Ganger: yes, David Hammond: yes, Phillip McLain: yes, Mitch Meredith: yes

Finance Director, Brad Hale, presented the April BEP estimate, a budget narrative analysis, and a budget change list for FY21 that outlays the reoccurring mandatory cost increases. Mr. Hale presented the information to begin discussion and considerations for the FY21 budget.

The Board began review of the items, line by line, requested and ranked by importance from the Director and Staff.

The Chairman requested each item to be considered and a roll call vote taken to decide if the item would be included in the FY21 budget.

The Board discussed splitting the current counselor's time between Asbury and Midway as an option opposed to creating a new position for a full time counselor at Midway. Dr. Flanary said this would be a possible solution.

The Board discussed the AED pads for all school clinics, that was included on the requested items' list. It was decided the purchase of the pads were a "must have" to keep the AED's operational.

Mr. Hammond requested all travel expenses incurred from the system to be provided to the Board for review.

The Board requested CTE Director, Crystal Fink, provide a detailed list of how the money allocated to the department would be used.

Phillip McLain to include English Language Arts textbooks for K-12 in FY 21 budget. Annette Buchanan seconded the motion which carried on roll call vote:

Annette Buchanan: yes, Jason Day: yes, Mary Beth Dellinger: yes, Keith Ervin: yes, Chad Fleenor: yes, Todd Ganger: yes, David Hammond: yes, Phillip McLain: yes, Mitch Meredith: yes  
Todd Ganger 1% raise for all employees and request co commission to fund half of the total needed to fund the 1% raise and to include the items from the requested list as approved by the Board and add \$250,000 to the CTE Program. Annette Buchanan seconded the motion which carried on roll call vote:

Mitch Meredith: no, Annette Buchanan: yes, Jason Day: yes, Mary Beth Dellinger: yes, Keith Ervin: yes, Chad Fleenor: yes, Todd Ganger: yes, David Hammond: yes, Phillip McLain: yes  
Mary Beth Dellinger moved for approval of the FY21 dietary budget with step increase. Mitch Meredith seconded the motion which carried on roll call vote:

Annette Buchanan: yes, Jason Day: yes, Mary Beth Dellinger: yes, Keith Ervin: yes, Chad Fleenor: yes, Todd Ganger: yes, David Hammond: yes, Phillip McLain: yes, Mitch Meredith: yes  
Mary Beth Dellinger moved to add 5% increase for dietary employees as requested. Todd Ganger seconded the motion which carried on roll call vote:

Annette Buchanan: no, Keith Ervin: no, Chad Fleenor: no, Mitch Meredith: no, Jason Day: yes, Mary Beth Dellinger: yes, Todd Ganger: yes, David Hammond: yes, Phillip McLain: yes  
Jason Day moved to fund the yard signs for the Daniel Boone and David Crockett seniors. Phillip McLain seconded the motion which carried on roll call vote:

Annette Buchanan: yes, Jason Day: yes, Mary Beth Dellinger: yes, Keith Ervin: yes, Chad Fleenor: yes, Todd Ganger: yes, David Hammond: yes, Phillip McLain: yes, Mitch Meredith: yes  
Keith Ervin moved to include school administrative raise (\$1,000 per administrator. seconded the motion which failed on roll call vote:

Annette Buchanan: no, Jason Day: no, Mary Beth Dellinger: no, Keith Ervin: no, Chad Fleenor: no, David Hammond: no, Phillip McLain: no, Mitch Meredith: no, Todd Ganger: yes  
Keith Ervin moved to include an increase to athletic coaching supplements. seconded the motion which failed on roll call vote:

Annette Buchanan: no, Jason Day: no, Mary Beth Dellinger: no, Keith Ervin: no, Chad Fleenor: no, Todd Ganger: no, David Hammond: no, Phillip McLain: no, Mitch Meredith: no  
Keith Ervin moved to include CTE Incentive to teachers. seconded the motion which failed on roll call vote:

Jason Day: no, Keith Ervin: no, Chad Fleenor: no, Todd Ganger: no, David Hammond: no, Mitch Meredith: no, Annette Buchanan: yes, Mary Beth Dellinger: yes, Phillip McLain: yes  
Keith Ervin moved to include Family Life teacher position. seconded the motion which failed on roll call vote:

Annette Buchanan: no, Jason Day: no, Mary Beth Dellinger: no, Keith Ervin: no, Todd Ganger: no, David Hammond: no, Phillip McLain: no, Mitch Meredith: no, Chad Fleenor: yes  
Keith Ervin moved to include one maintenance (grounds) department position. seconded the motion which failed on roll call vote:

Annette Buchanan: no, Jason Day: no, Mary Beth Dellinger: no, Keith Ervin: no, Chad Fleenor: no, Todd Ganger: no, David Hammond: no, Phillip McLain: no, Mitch Meredith: no  
Keith Ervin moved to include two golf coach supplements for middle school. seconded the motion which failed on roll call vote:

Annette Buchanan: no, Jason Day: no, Mary Beth Dellinger: no, Chad Fleenor: no, Todd Ganger: no, David Hammond: no, Mitch Meredith: no, Keith Ervin: yes, Phillip McLain: yes  
Keith Ervin moved to fund a ABA Behavioral Therapist. seconded the motion which carried on roll call vote:

Annette Buchanan: no, Jason Day: no, Mary Beth Dellinger: no, Phillip McLain: no, Keith Ervin: yes, Chad Fleenor: yes, Todd Ganger: yes, David Hammond: yes, Mitch Meredith: yes  
Keith Ervin moved to include a Guidance Counselor position for Midway School. seconded the motion which failed on roll call vote:

Annette Buchanan: no, Jason Day: no, Mary Beth Dellinger: no, Keith Ervin: no, Chad Fleenor: no, Todd Ganger: no, David Hammond: no, Phillip McLain: no, Mitch Meredith: no  
Keith Ervin moved to fund one Behavioral Psychology/Therapist. seconded the motion which carried on roll call vote:

Annette Buchanan: no, Jason Day: no, Mary Beth Dellinger: no, Mitch Meredith: no, Keith Ervin: yes, Chad Fleenor: yes, Todd Ganger: yes, David Hammond: yes, Phillip McLain: yes  
Keith Ervin moved to fund one Social/Emotional Psychiatrist/Therapist. seconded the motion which carried on roll call vote:

Jason Day: no, Annette Buchanan: yes, Mary Beth Dellinger: yes, Keith Ervin: yes, Chad Fleenor: yes, Todd Ganger: yes, David Hammond: yes, Phillip McLain: yes, Mitch Meredith: yes  
Keith Ervin to fund one technician for the Technology Department. seconded the motion which failed on roll call vote:

Jason Day: no, Keith Ervin: no, Chad Fleenor: no, Todd Ganger: no, Mitch Meredith: no, Annette Buchanan: yes, Mary Beth Dellinger: yes, David Hammond: yes, Phillip McLain: yes  
Keith Ervin moved to fund one Home Economics teacher position. seconded the motion which failed on roll call vote:

Annette Buchanan: no, Jason Day: no, Mary Beth Dellinger: no, Keith Ervin: no, Chad Fleenor: no, Todd Ganger: no, David Hammond: no, Phillip McLain: no, Mitch Meredith: no  
Keith Ervin to fund one secretary position for the Maintenance Department. seconded the motion which failed on roll call vote:

Annette Buchanan: no, Mary Beth Dellinger: no, Keith Ervin: no, Chad Fleenor: no, Todd Ganger: no, David Hammond: no, Phillip McLain: no, Jason Day: yes, Mitch Meredith: yes

Keith Ervin to fund an Assistant Principal position for Boones Creek Elementary. seconded the motion which carried on roll call vote:

Annette Buchanan: no, Mary Beth Dellinger: no, Jason Day: yes, Keith Ervin: yes, Chad Fleenor: yes, Todd Ganger: yes, David Hammond: yes, Phillip McLain: yes, Mitch Meredith: yes  
Keith Ervin fund Get-More-Math program for all K-8 schools in addition to Daniel Boone High. seconded the motion which carried on roll call vote:

Annette Buchanan: no, Todd Ganger: no, Jason Day: yes, Mary Beth Dellinger: yes, Keith Ervin: yes, Chad Fleenor: yes, David Hammond: yes, Phillip McLain: yes, Mitch Meredith: yes  
Keith Ervin moved to fund the Unified Classroom program in PowerSchool. seconded the motion which carried on roll call vote:

Annette Buchanan: no, Jason Day: no, Mary Beth Dellinger: no, Keith Ervin: yes, Chad Fleenor: yes, Todd Ganger: yes, David Hammond: yes, Phillip McLain: yes, Mitch Meredith: yes  
Keith Ervin moved to include school copier allocation. seconded the motion which failed on roll call vote:

Annette Buchanan: no, Jason Day: no, Mary Beth Dellinger: no, Chad Fleenor: no, Todd Ganger: no, David Hammond: no, Phillip McLain: no, Mitch Meredith: no, Keith Ervin: yes  
Keith Ervin moved to include allocation to CTE teachers for supplies. seconded the motion which carried on roll call vote:

Jason Day: no, Todd Ganger: no, David Hammond: no, Annette Buchanan: yes, Mary Beth Dellinger: yes, Keith Ervin: yes, Chad Fleenor: yes, Phillip McLain: yes, Mitch Meredith: yes  
Keith Ervin moved to allocate funds to the CTE program for equipment. seconded the motion which carried on roll call vote:

Jason Day: no, Keith Ervin: no, Chad Fleenor: no, Todd Ganger: no, Annette Buchanan: yes, Mary Beth Dellinger: yes, David Hammond: yes, Phillip McLain: yes, Mitch Meredith: yes  
Keith Ervin moved to allocate funds to the Attendance/Discipline Department for travel. seconded the motion which failed on roll call vote:

Annette Buchanan: no, Jason Day: no, Mary Beth Dellinger: no, Keith Ervin: no, Chad Fleenor: no, Todd Ganger: no, David Hammond: no, Phillip McLain: no, Mitch Meredith: no

Dr. Flanary asked Assistant Director, Ashley Keys, to provide a report on the planning for the graduation ceremonies of the high schools due to the COVID-19 pandemic. Dr. Keys explained both high schools were coming up with a plan that would be provided to the Board at their May 7th meeting. She said discussion of the plans included virtual graduation ceremonies and a parade on each side of the county.

The Washington County Department of Education met in regular session on April 9, 2020 at 5:00 PM in the Central Office. Attendance is as follows: **Present:** Annette Buchanan, Jason Day, Mary Beth Dellinger, Keith Ervin, Chad Fleenor, Todd Ganger, David Hammond, Phillip McLain, Mitch Meredith..

Chairman Ervin called the meeting to order. Followed by a moment of silence, Mr. Ganger led the pledge to the flag.

Chairman Ervin stated under the continued provisions of the State Executive Order to protect the safety and welfare of the public, the Washington County Board of Education meeting was closed to the public. Several Board members will be participating electronically. In order to maintain transparency, the meeting was livestreamed and audio recording would be provided as requested. The livestream link could be found on the website, [www.wcde.org](http://www.wcde.org).

Mr. Ervin called attendance.

Todd Ganger moved for approval of the consent agenda. Annette Buchanan seconded the motion which carried on roll call vote:

Annette Buchanan: yes, Jason Day: yes, Mary Beth Dellinger: yes, Keith Ervin: yes, Chad Fleenor: yes, Todd Ganger: yes, David Hammond: yes, Phillip McLain: yes, Mitch Meredith: yes

Todd Ganger moved for approval of the meeting agenda. Chad Fleenor seconded the motion which carried on roll call vote:

Annette Buchanan: yes, Jason Day: yes, Mary Beth Dellinger: yes, Keith Ervin: yes, Chad Fleenor: yes, Todd Ganger: yes, David Hammond: yes, Phillip McLain: yes, Mitch Meredith: yes

Mr. Hammond said he would like for the four cafeteria managers to receive an additional \$5.00 per hour during the COVID-19.

Mr. Ervin requested any action be taken during New Business.

Director Flanary provided an update on the feeding program during the closure of school due to COVID-19.

Director Flanary told the Board, Assistant Directors Ashley Keys and Karla Kyte had made reports for the Board to view on all the measures teachers and the system have taken to keep students engaged and continued instruction for students.

Director Flanary continued with an update from the State Department and State Board. He included that in line with the State Board's actions, he would request the Board to suspend policy 4.605- Graduation Requirements and 4.700-Grading System for the 2019-2020 school year.

The Board reviewed the two bids received from current provider, Tennessee Risk Management Trust, and Public Risk Insurers for the school system's property, liability, student accident, and workers compensation insurance. Mark Sizemore, local broker who submitted the bids, joined the meeting by a conference call. Mr. Sizemore said the bids received were very much identical. He noted Public Risk Insurers submitted the lowest bid.

Mr. Ganger asked Dr. Flanary to look into requirements for the system to be a Drug Free Workplace.

Chad Fleenor moved to accept the Public Risk Insurers bid for both options at \$784,610. Todd Ganger seconded the motion which carried on roll call vote:

Phillip McLain: no, Annette Buchanan: yes, Jason Day: yes, Mary Beth Dellinger: yes, Keith Ervin: yes, Chad Fleenor: yes, Todd Ganger: yes, David Hammond: yes, Mitch Meredith: yes

Director Flanary called Finance Director Brad Hale to join the meeting via conference call to present the monthly financials.

Mr. Hale said include in the documents was a budget draft for FY 21 budget.

Mr. Ervin requested to prolong budget discussion until the April 27th called meeting for budget.

Chad Fleenor moved for approval of the General Fund Financial Statements for the month of February 2020. seconded the motion which carried on roll call vote:

Annette Buchanan: yes, Jason Day: yes, Mary Beth Dellinger: yes, Keith Ervin: yes, Chad Fleenor: yes, Todd Ganger: yes, David Hammond: yes, Phillip McLain: yes, Mitch Meredith: yes

Annette Buchanan moved for approval of the Federal Fund Financial Statements for the month of February 2020. Chad Fleenor seconded the motion which carried on roll call vote:

Annette Buchanan: yes, Jason Day: yes, Mary Beth Dellinger: yes, Keith Ervin: yes, Chad Fleenor: yes, Todd Ganger: yes, David Hammond: yes, Phillip McLain: yes, Mitch Meredith: yes

Director Flanary presented policies 1.8011 Emergency Closings, 5.1151 Telework During Emergencies, and 5.3051 FFCRA Leave for the Board's consideration. Dr. Flanary noted the policies are required for the current situation with the COVID-19 pandemic.

Chad Fleenor moved to waive first reading and pass on second reading policy 1.8011 Emergency Closings. Mary Beth Dellinger seconded the motion which carried on roll call vote:

Annette Buchanan: yes, Jason Day: yes, Mary Beth Dellinger: yes, Keith Ervin: yes, Chad Fleenor: yes, Todd Ganger: yes, David Hammond: yes, Phillip McLain: yes, Mitch Meredith: yes

Mary Beth Dellinger moved to waive first reading and pass policy 5.1151 Telework During Emergencies on second reading. Phillip McLain seconded the motion which carried on roll call vote:

Annette Buchanan: yes, Jason Day: yes, Mary Beth Dellinger: yes, Keith Ervin: yes, Chad Fleenor: yes, Todd Ganger: yes, David Hammond: yes, Phillip McLain: yes, Mitch Meredith: yes Todd Ganger moved to waive first reading and pass policy 5.3051 FFCRA Leave on second reading. Annette Buchanan seconded the motion which carried on roll call vote:

Annette Buchanan: yes, Jason Day: yes, Mary Beth Dellinger: yes, Keith Ervin: yes, Chad Fleenor: yes, Todd Ganger: yes, David Hammond: yes, Phillip McLain: yes, Mitch Meredith: yes Todd Ganger moved to suspend policies 4.605 - Graduation Requirements and 4.700 - Grading System for the 2019-2020 school year. Annette Buchanan seconded the motion which carried on roll call vote:

Annette Buchanan: yes, Jason Day: yes, Mary Beth Dellinger: yes, Keith Ervin: yes, Chad Fleenor: yes, Todd Ganger: yes, David Hammond: yes, Phillip McLain: yes, Mitch Meredith: yes

Mr. Ganger asked the status of the roof replacement at Jonesborough Elementary School. Director Flanary said the project is not complete. Mr. Ganger said the amount of time the project has taken is unacceptable and requested the roofing company name to be remembered the next time a roofing project is needed.

Chairman Ervin shared a statement from WCEA Representative Regina France David Hammond moved to increase the four cafeteria managers pay by \$5.00 per hour through the end of school year under the COVID-19 pandemic and for the funds to come out of the dietary budget. Ending April 24th?. Mary Beth Dellinger seconded the motion which carried on roll call vote:

Annette Buchanan: yes, Jason Day: yes, Mary Beth Dellinger: yes, Keith Ervin: yes, Chad Fleenor: yes, Todd Ganger: yes, David Hammond: yes, Phillip McLain: yes, Mitch Meredith: yes Annette Buchanan moved to distribute Chromebooks to any students K-8 to the end of the school year at the discretion of the Director. Chad Fleenor seconded the motion which carried on roll call vote:

Annette Buchanan: yes, Jason Day: yes, Mary Beth Dellinger: yes, Keith Ervin: yes, Chad Fleenor: yes, Todd Ganger: yes, David Hammond: yes, Phillip McLain: yes, Mitch Meredith: yes

Mr. Ganger asked the status of the roof replacement at Jonesborough Elementary School. Director Flanary said the project is not complete. Mr. Ganger said the amount of time the project has taken is unacceptable and requested the roofing company name to be remembered the next time a roofing project is needed.

Chairman Ervin shared a statement from WCEA Representative Regina France. The Washington County Education Association wishes to thank Director Flanary and School Board Members for their quick actions in closing schools during the Covid- 19 Epidemic and for getting meals out to children expeditiously. Thank you for considering the well being of all students and staff in Washington County.

Buchanan

Thank you to all the employees that have stepped up and worked so hard during this pandemic.

Meredith

I hope the pandemic's flattened curve continues.

Thank you to the parents, staff, and volunteers during this time.

Hammond

Thank you to the staff and administrators for their hard work. Thank you to the technology department.

Dellinger

Thank you to the staff and teachers.

Appreciate the parents' understanding during this pandemic.

Happy Easter!

McLain

Appreciate Dr. Flanary and Ms. Kite for the feeding program.

Ditto to Ms. Dellinger's comments.

Fleenor

I echo all that has been said. Appreciate the dietary works and all who stepped up the past two weeks.

This week was National Assistant Principals' week - Thank you Assistant Principals.

Day

I think everything has been covered by the other Board members.

Ganger

Appreciate all reaching out to help.

Appreciate the Board looking at different ways to save money.

Ervin

Called meeting on April 28th for budget. Meeting to begin at 5:00 p.m.

Happy Easter!

The meeting was adjourned.



April 21, 2020

Mr. Phillip Patrick, Maintenance Supervisor  
Washington County Schools  
405 W College Street  
Jonesborough, TN 37659

Re: Reroofing of Gymnasium for  
Daniel Boone High School  
T&L Project No. 15319

Dear Mr. Patrick,

Bids were received on Thursday, April 16, 2020 in regards to Reroofing of Gymnasium for Daniel Boone High School. The qualifying, low bidder for the work was Barnard Roofing Co. Inc, with a total low bid amount of \$243,972.00. We recommend that the construction contract be awarded to Barnard Roofing. Final award of the Bid is at the discretion of the Washington County School Board.

Thank you for your assistance throughout the Bid process. If you have any questions or comments, please contact us.

Yours truly,

BLS Thompson & Litton, Architecture Engineering

A handwritten signature in blue ink, appearing to read "Jerry Sartain".

Jerry Sartain, AIA., Project Architect

PC: File

## BIDS RECEIVED FORM



PROJECT: Reroofing of Daniel Boone High School Gymnasium


T&L PROJECT NO.: 15319

OWNER: Washington County School Board

BIDS OPENED: 4/16/20 3:00 pm

CONTRACTORS	TN REG. NO.	BID SECURITY (Y/N)	ADDENDUM(S) NO(S) / ACKNOWLEDGED (Y/N)	BASE BID PART A Lump sum price for Reroofing of the Gymnasium for Daniel Boone High School	BASE BID PART B: Removal and replacement of wet and/or damaged Tectum Decking on Gym Roof IN EXCESS OF 1,280 SQUARE	BASE BID PART C Total of Base Bid A and Base Bid B	Days
Barnard Roofing	25172	yes	yes	243,972. <sup>00</sup>	12.75 sq ft		
	2/28/22						
Morristown Roofing	21176	yes	yes	310,465. <sup>00</sup>	35.00 sq.ft.		
	3/31/2022						
Porter Roofing	19968	yes	yes	271,638. <sup>00</sup>	18.50 Sq. ft.		
	11/30/2020						
Don Kennedy Roofing	59848	yes	yes	329,019. <sup>00</sup>	15.00 sq.ft.		
E. Cornell Malone Corp.							
Radco Roofing	66567	yes	yes	247,382. <sup>00</sup>	75.00 Sq. ft.		
	1/31/21						
Dixie Roofing	20844	yes	yes	347,480. <sup>00</sup>	20.00 Sq. ft.		
	3/31/21						

# RICOH Pro C7200S



## Offer clients more choices and value.

Support the needs of your enterprise with a broad range of applications, multifunctional capabilities and consistent quality. Meet demanding deadlines and offer clients more choices in media and sizes for outstanding value with every job, no matter the communications need. Next generation features include new inline sensors that help to ensure color consistency and quality and a 17" Smart Operation Panel that allows authorized users to remotely monitor and operate the system through a smart device.

### RICOH Pro C7200S

- Auto-duplex up to 13"× 27.5"
- Print on media up to 360 gsm, textured, synthetic, NCR, linen, adhesive and magnetic substrates

### Configuration

- Ricoh Pro C7200s 85ppm Print Engine with Scanner
- Vacuum Feed LCIT RT5120
- Multi Bypass Tray BY5020
- Finisher SR5050
- Ricoh 2/3 Hole Punch For SR5020
- Plockmatic PBM350 Production Booklet Maker, Trim Module, Book Fold Module, Cover Feeder, and Rail Unit
- E46A Color Controller
- Surge Protector
- TCRU Kits A and B

# Ricoh Production Cut Sheet Proposal

Description	Pricing
Ricoh Pro C7200s	<b><u>US Communities Contract Pricing</u></b>  <b>60 Month FMV Price: \$2,150.12 per month (First Three Payments Deferred)</b>  Color Cost Per Click: .0045 Mono Cost Per Click: .0075

## Included in Above Purchases

- Project Management
- Delivery
- Installation
- Operator Training

## Ricoh Pro C7200s Terms

- 60 months FMV Lease
- Cost per copy includes parts, labor, staples, and toner.
- Cost per copy is up to 13x19.2", per side
- Cost is locked in for 60 months.
- This proposal is valid until 6/19/2020

Reservation of Rights—This quote is based upon the information provided by you, and the assumptions made by us in preparing the information contained herein. While care has been taken to ensure the accuracy of this quote, we make no representations or warranties about the accuracy, completeness or adequacy of the information contained herein, and shall not be liable for any errors or omissions. We recognize your right to negotiate and approve the terms of any resulting contract and we reserve the same right. We also acknowledge that all contract terms and conditions must be mutually agreed upon by both of us. This quote is subject to credit approval and valid for a period of 15 days from the date stated on the cover page. THIS QUOTE IS PROVIDED FOR INFORMATIONAL PURPOSES ONLY AND IS NOT, NOR SHOULD IT BE CONSTRUED AS, AN OFFER TO SELL/LEASE THE GOODS OR SERVICES LISTED HEREIN.

**Washington County  
Department of Education  
MEMORANDUM  
DIRECTOR'S OFFICE**

**DATE:** May 6, 2020  
**TO:** Finance Committee  
**FROM:** Phillip McLain, Chairman  
**SUBJECT:** Finance Committee Meeting-March 2020 Financials

The Finance Committee will meet on Wednesday, May 6, 2020 at 4:00 p.m. in the WCDE Central Office.

Items to be discussed include:

1. Consideration of the General Fund Financial Statements for the month of March 2020
2. Consideration of the Federal Fund Financial Statements for the month of March 2020
3. FY21 Federal Projects Budget
4. FY21 General Fund Budget follow up
5. Dietary Financial Trends through March 2020
6. Other items

Allocations

Washington County (900) Public District - FY 2021 - Consolidated - Rev 0 - Allocations

	(1) Title I-A CFDA: 84.010A	(2) Title I-A Neglected CFDA: 84.010A	(3) Title I-D LEA CFDA: 84.010A	(4) Title I-D SA CFDA: 84.013A	(5) Title II-A CFDA: 84.367A	(6) Title III CFDA: 84.365A	(7) Title IV CFDA: 84.424A	(8) Title V CFDA: 84.358A	(9) ESEA Con. Admin	(10) School-wide Pool	(11) IDEA, Part B CFDA: 84.027A	(12) IDEA Preschool CFDA: 84.173A	Total
<b>Original</b>	\$1,606,899.00	\$0.00	\$32,535.20	\$0.00	\$268,316.00	\$3,521.53	\$115,690.00	\$0.00	\$0.00	\$0.00	\$1,858,423.00	\$59,662.00	\$3,945,046.73
<b>Incoming Carryover</b>	\$0.00	\$0.00	\$0.00	\$0.00	\$0.00	\$0.00	\$0.00	\$0.00	\$0.00	\$0.00	\$0.00	\$0.00	\$0.00
<b>Outgoing Carryover</b>	\$0.00	\$0.00	\$0.00	\$0.00	\$0.00	\$0.00	\$0.00	\$0.00	\$0.00	\$0.00	\$0.00	\$0.00	\$0.00
<b>Reallocated</b>	\$0.00	\$0.00	\$0.00	\$0.00	\$0.00	\$0.00	\$0.00	\$0.00	\$0.00	\$0.00	\$0.00	\$0.00	\$0.00
<b>Additional</b>	\$0.00	\$0.00	\$0.00	\$0.00	\$0.00	\$0.00	\$0.00	\$0.00	\$0.00	\$0.00	\$0.00	\$0.00	\$0.00
<b>Released</b>	\$0.00	\$0.00	\$0.00	\$0.00	\$0.00	\$0.00	\$0.00	\$0.00	\$0.00	\$0.00	\$0.00	\$0.00	\$0.00
<b>Consortium</b>	\$0.00	\$0.00	\$0.00	\$0.00	\$0.00	\$0.00	\$0.00	\$0.00	\$0.00	\$0.00	\$0.00	\$0.00	\$0.00
<b>Special Award</b>	\$0.00	\$0.00	\$0.00	\$0.00	\$0.00	\$0.00	\$0.00	\$0.00	\$0.00	\$0.00	\$0.00	\$0.00	\$0.00
<b>FER Released</b>	\$0.00	\$0.00	\$0.00	\$0.00	\$0.00	\$0.00	\$0.00	\$0.00	\$0.00	\$0.00	\$0.00	\$0.00	\$0.00
<b>Total</b>	\$1,606,899.00	\$0.00	\$32,535.20	\$0.00	\$268,316.00	\$3,521.53	\$115,690.00	\$0.00	\$0.00	\$0.00	\$1,858,423.00	\$59,662.00	\$3,945,046.73
	(1) Title I-A CFDA: 84.010A	(2) Title I-A Neglected CFDA: 84.010A	(3) Title I-D LEA CFDA: 84.010A	(4) Title I-D SA CFDA: 84.013A	(5) Title II-A CFDA: 84.367A	(6) Title III CFDA: 84.365A	(7) Title IV CFDA: 84.424A	(8) Title V CFDA: 84.358A	(9) ESEA Con. Admin	(10) School-wide Pool	(11) IDEA, Part B CFDA: 84.027A	(12) IDEA Preschool CFDA: 84.173A	Total
<b>From Title I-A</b>	(\$242,000.00)								\$242,000.00	0.00			0.00
<b>From Title I-A Neglected</b>		0.00							0.00				0.00
<b>From Title I-D LEA</b>			(\$6,000.00)						\$6,000.00				0.00
<b>From Title I-D SA</b>				0.00									0.00
<b>From Title II-A</b>	0.00				(\$50,000.00)			0.00	\$50,000.00	0.00			0.00
<b>From Title III</b>						0.00			0.00	0.00			0.00
<b>From Title IV</b>	0.00		0.00	0.00	0.00	0.00	(\$2,000.00)	0.00	\$2,000.00	0.00			0.00
<b>From Title V</b>								0.00	0.00	0.00			0.00
<b>From ESEA Con. Admin</b>								0.00					0.00
<b>From School-wide Pool</b>										0.00			0.00
<b>From IDEA, Part B</b>											0.00		0.00
<b>From IDEA Preschool</b>												0.00	0.00
<b>Total</b>	\$1,364,899.00	\$0.00	\$26,535.20	\$0.00	\$218,316.00	\$3,521.53	\$113,690.00	\$0.00	\$300,000.00	\$0.00	\$1,858,423.00	\$59,662.00	\$3,945,046.73

ESEA Assurances

**Washington County (900) Public District - FY 2021 - Consolidated - Rev 0 - Assurances**

This certification is required by the Department of Education regulations implementing Executive Order 12549, Debarment and Suspension, 34 CFR Part 85, for all lower tier transactions meeting the threshold and tier requirements stated at Section 85.110.

**Applies to All ESEA Programs Included in this Application**

\* **The Local Educational Agency (LEA) hereby assures the State Educational Agency (SEA) that the LEA follows all regulations applicable for ESEA, including those outlined below.**

1.	Use fiscal control and fund accounting procedures that ensure proper disbursement of and accounting for federal funds paid to that agency under each program. Reference CMIA 7211R rule
2.	Keep such records, and provide such information to the State, as may be reasonably required for fiscal audit, data reporting, and program evaluation.
3.	Ensure all salaries are paid from project funds according to LEA rates. State/CONUS travel rates are to be used for project travel expenses. Adequate travel logs, as well as other necessary information, must be maintained to support expenditures.
4.	Charge amounts for personnel services that are based on payrolls documented and approved in accordance with the generally accepted practice of the LEA. Payrolls must be supported by time and attendance or equivalent records for individual employees. Salaries and wages of employees chargeable to more than one grant program or cost objective, if applicable, must be supported by appropriate time distribution records.
5.	Use these funds to supplement, and not supplant, the funds that would be made available in the absence of such federal funds, from non-federal sources and not supplant such funds.

6.	Maintain control of program funds and adhere to allowability procedures for goods and services acquired with federal funds. The LEA shall retain all titles to property acquired with those funds, including equipment placed in private schools pursuant to Section 8501.
7.	Recognize that state approval of an application does not relieve the LEA of its responsibility to comply with all applicable program and fiscal requirements.
8.	Comply with Title VI of the Civil Rights Act of 1964. The Office for Civil Rights enforces several federal civil rights laws that prohibit discrimination in programs or activities that receive federal financial assistance from the Department of Education. Discrimination on the basis of race, color, and national origin is prohibited by Title VI of the Civil Rights Act of 1964; sex discrimination is prohibited by Title IX of the Education Amendments of 1972; discrimination on the basis of disability is prohibited by Section 504 of the Rehabilitation Act of 1973; and age discrimination is prohibited by the Age Discrimination Act of 1975. These civil rights laws enforced by OCR extend to all state education agencies, elementary and secondary school systems, colleges and universities, vocational schools, proprietary schools, state vocational rehabilitation agencies, libraries, and museums that receive U.S. Department of Education funds. Areas covered may include, but are not limited to: admissions, recruitment, financial aid, academic programs, student treatment and services, counseling and guidance, discipline, classroom assignment, grading, vocational education, recreation, physical education, athletics, housing, and employment. OCR also has responsibilities under Title II of the Americans with Disabilities Act of 1990, including prohibiting disability discrimination by public entities, whether or not they receive federal financial assistance.
9.	Comply with Title VII of the Civil Rights Act of 1964, as amended by the Equal Employment Opportunity Act of 1972. ( <a href="http://www.eeoc.gov/laws/statutes/titlevii.cfm">http://www.eeoc.gov/laws/statutes/titlevii.cfm</a> )
10.	Maintain fiscal effort in accordance with section 8521.
11.	Comply with section 8501 regarding participation by private school children and teachers.
12.	Educational Rights and Privacy for Parents and Students
	The Board of Education will comply with all the privacy protections afforded parents and students under section 444 of the General Education Provisions Act (20 U.S.C. 1232g), as added by the Family Educational Rights and Privacy Act of 1974 (section 513 of Public Law 93-380; 88 Stat. 571).

- |     |   |
|-----|---|
| 13. | Termination of Employment and Unpaid Leave. Upon termination, any leave balance paid to a federally funded employee above the amount of leave earned in the current grant year shall NOT be paid from federal funds as detailed in 2 CFR 200.431 (b)(3).  |
| 14. | Certification Regarding Constitutionally Protected Prayer in Public Elementary and Secondary Schools. In order to receive funds under the ESEA as amended by the ESSA, an LEA must certify in writing to the state that no policy of the LEA prevents or otherwise denies participation in constitutionally protected prayer in public elementary and secondary schools as set forth in Section 8524. Certification must be provided to the state by October 1 of each year during which the LEA participates in an ESEA program. |
| 15. | Certification Regarding Debarment, Suspension, Ineligibility and Voluntary Exclusion - Lower Tier Covered Transactions. As required by the Department of Education regulations implementing Executive Order 12549 and 12689, Debarment and Suspension, 2 CFR Part 180, the LEA must meet the threshold and tier requirements stated at Section 85.110.  |

### Instructions for Certification

- |    |   |
|----|---|
| 1. | By acknowledging these assurances, the LEA is providing the certification set out below.  |
| 2. | The terms "covered transaction," "debarred," "suspended," "ineligible," "lower tier covered transaction," "principal," "proposal," and "voluntarily excluded," as used in this clause, have the meanings set out in the Definitions and Coverage sections of rules implementing Executive Order 12549.  |
| 3. | The LEA agrees by submitting this proposal that it will exclude a person who is debarred, suspended, declared ineligible, or voluntarily excluded from participation in this covered transaction, unless authorized by the department or agency with which this transaction originated.   |
| 4. | The LEA further agrees by submitting this proposal that it will include the clause titled "Certification Regarding Debarment," without modification, in all lower tier covered transactions and in all solicitations for lower tier covered transactions.   |
| 5. | The LEA in a covered transaction may rely upon a certification of a prospective participant in a lower tier covered transaction that it is not debarred, suspended, ineligible, or voluntarily excluded from the covered transaction, unless the LEA knows the certification is erroneous. Each participant may, but is not required to, check the Nonprocurement List. |

6. The prospective lower tier participant shall provide immediate written notice to the person to whom this proposal is submitted if at any time it learns that its certification was erroneous when submitted or has become erroneous by reason of changed circumstances.
7. Nothing contained in the foregoing shall be construed to require establishment of a system of records in order to render in good faith the certification required by this clause. The knowledge and information of a participant is not required to exceed that which is normally possessed by a prudent person in the ordinary course of business dealings.
8. The certification in this clause is a material representation of fact by the LEA upon which reliance was placed when this transaction was entered into. If it is later determined that the LEA knowingly rendered an erroneous certification, or if an LEA in a covered transaction knowingly enters into a lower tier covered transaction with a person who is suspended, debarred, ineligible, or voluntarily excluded from participation in the transaction, in addition to other remedies available to the federal government, the department or agency with which this transaction originated may pursue available remedies, including suspension and/or debarment.

### **Certification**

The LEA certifies, by submission of this proposal, that neither it nor its principals are presently debarred, suspended, proposed for debarment, declared ineligible, or voluntarily excluded from participation in this transaction by any federal department or agency.

Where the prospective lower tier participant is unable to certify to any of the statements in this certification, such prospective participant shall attach an explanation to this proposal.

### **Equity for Students, Teachers, and Other Program Beneficiaries**

Section 427 of the General Education Provision Act requires LEAs to describe in their applications the steps they propose to take in order to ensure access to education and promote educational excellence by:

"(1) ensuring equal opportunities to participate for all eligible students, teachers, and other program beneficiaries in any project or activity carried out under an applicable program; and

(2) promoting the ability of such students, teachers, and beneficiaries to meet high standards."

Therefore, the LEA will ensure equitable participation in all local-level programs by students, teachers, and other beneficiaries with special needs through the following activities:

1. ensuring that all training for teachers and others who will conduct parental involvement activities is accessible to all participants and includes strategies for increasing access to the school and its activities for all parents regardless of disability or language spoken.
2. including accessibility guidelines as part of the criteria for effective professional development activities provided throughout the LEA as well as by federal programs.
3. using the LEA computer network to disseminate information to all constituents.
4. providing technical assistance through on-site visits to verify that equitable practices are being followed by schools.
5. including written statements in communications that advertise LEA-level activities to ensure that all necessary accommodations are made for equitable participation by constituents.
6. maintaining special task forces to formulate policy for coordination of programs to ensure equitable access of all student populations, including disadvantaged students, students with disabilities, students with emerging English skills, migrant students, homeless, neglected, or delinquent students, and others.
7. implementing other activities as appropriate.

**Washington County (900) Public District - FY 2021 - Consolidated - Rev 0 - Assurances**

The applicant hereby certifies to the Commissioner of Education that the representation made in this application properly reflects the projected pupils, personnel, and expenditures to be incurred in the operation of the special education program for pupils with disabilities conducted within the LEA, that the expenditures for services and goods will be made exclusively for the benefit of pupils which meet the eligibility criteria established by the U.S. Department of Education, and that personnel assignments and other documentation of expenses will be readily available for audit. All records necessary to ensure the correctness of the information provided by the agency will be kept five years beyond the final reporting date and access to such records will be provided to the SEA.

\* **The local education agency (LEA) hereby assures the state education agency (SEA) that the LEA meets each of the following conditions:**

1.	Special Education and Related Services will be provided in compliance with established Federal and State Rules, Regulations, & Minimum Standards.
2.	The LEA, in providing for the education of children with disabilities within its jurisdiction, has in effect policies, procedures, and programs that are consistent with the State policies and procedures established under §612.
a.	A free appropriate public education (FAPE) is available to all children with disabilities, as defined under §602(3) who have a current individualized education program (IEP), residing in the state between the ages of 3 through 21, inclusive, including children with disabilities who have been suspended or expelled from school. 612(a) (1)
b.	The LEA has established a goal of providing full educational opportunity to all children with disabilities and a detailed timetable for accomplishing that goal. 612(a) (2)

	<p>c. All children with disabilities residing in the LEA, including those who are experiencing homelessness, in foster care, or attending private schools within the LEA's jurisdiction, regardless of the severity of their disabilities, and in need of special education and related services, are identified, located, and evaluated, and a practical method is developed and implemented to determine which children with disabilities are currently receiving needed special education and related services. 612(a) (3)</p>
	<p>d. An individualized education program (IEP), or an individualized family service plan (IFSP), that meets the requirements of section 636(d), is developed, reviewed and revised for each child with a disability in accordance with section 614(d). 612(a) (4)</p>
	<p>e. To the maximum extent appropriate, children with disabilities, including children in public or private institutions or other care facilities, are educated with children who are not disabled. Special classes, separate schooling, or other removal of children with disabilities from the regular educational environment occurs only when the nature or severity of the disability of a child is such that education in regular classes with the use of supplementary aids and services cannot be achieved satisfactorily. 612(a) (5) (A)</p>
	<p>f. Children with disabilities and their parents are afforded the procedural safeguards required by §615. 612(a) (6)</p>
	<p>g. Children with disabilities are evaluated in accordance with subsections (a) through (c) of § 614. 612(a) (7)</p>
	<p>h. LEAs will comply with §617(c) relating to the confidentiality of records and information. 612(a) (8)</p>
	<p>i. Children participating in early intervention programs assisted under Part C and who will participate in preschool programs will experience a smooth and effective transition consistent with §637(a) (9). LEAs will participate in transition planning conferences arranged by the Lead Agency under §635(a) (10) and an IEP or, if consistent with sections 614(d) (2) (B) and 636(d), and IFSP will be developed and implemented by the third birthday. 612(a) (9)</p>
	<p>j. Ensure that all requirements under §612(a) (10) regarding children in private schools are being carried out in a manner consistent with the statute.</p>

	<p>k. Ensure that all requirements under T.C.A. §49-10-107, T.C.A. §49-10-305, and T.C.A. §49-10-701, regarding Contracts for Special Education Services are being carried out in a manner consistent with the statute.</p>
	<p>l. The LEA shall ensure that all personnel necessary to carry out this part are appropriately and adequately prepared, subject to the requirements of Sec. 9214 (d)(2) of the Elementary and Secondary Education Act of 1965 as amended by the Every Student Succeeds Act.</p>
	<p>m. This LEA will either choose to coordinate with the National Instructional Materials Access Center when purchasing print instructional materials in accordance with section 612(a)(23) or will provide instructional materials to blind persons or other persons with print disabilities in a timely manner. 613(a)(6)</p>
	<p>n. The LEA ensures that timely and meaningful consultation has occurred with private schools and the parents of home-schooled special education students.</p>
3.	<p>The LEA shall provide the SEA with information necessary to enable the SEA to carry out its duties under this part, including, with respect to Sections 612(a) (15) and 612 (a) (16), information relating to the performance of children with disabilities participating in programs carried out under this part. 613(a) (7)</p>
4.	<p>The LEA shall make available to parents of children with disabilities and to the general public all documents relating to the eligibility of such agency under this part. 613(a) (8)</p>
5.	<p>The LEA shall cooperate under section 1308 of the Elementary and Secondary Education Act of 1965 to ensure the linkage of records pertaining to migratory children with disabilities for the purpose of electronically exchanging, among the States, health and educational information regarding such children. 613(a) (9)</p>
6.	<p>Subject to section 613(b) (3), the LEA application submitted to the SEA shall remain in effect until the LEA submits to the SEA such modifications as the LEA determines necessary. 613(b) (2)</p>
7.	<p>Ensure that all requirements under §613(a) (5) regarding treatment of Charter Schools and their students are being carried out in a manner consistent with the statute.</p>

8.	Children with disabilities served with IDEA funds shall be counted in the same manner as children without disabilities to supplement the academic program funds earned and paid from the Basic Education Program. TRR&MS 0520-1-9-.03 (3) (a)
9.	Funds provided under IDEA will be used to pay the excess cost of providing special education and related services to children with disabilities; shall be used to supplement the State, Local and other Federal funds and not to supplant such funds; and shall not be used, except as provided in §613(a) (2) (B)-(C) to reduce the level of expenditures. §613(a) (2) (A) and §612(a) (17), TRR&MS 0520-1-9-03(2) (k) (4)
10.	<p>Sec. 300.502 (a) (1) The parents of a child with a disability have the right under this part to obtain an independent educational evaluation of the child, subject to paragraphs (b) through (e) of this section.</p> <p>(2) Each public agency must provide to parents, upon request for an independent educational evaluation, information about where an independent educational evaluation may be obtained, and the agency criteria applicable for independent educational evaluations as set forth in paragraph (e) of this section.</p> <p>(3) For the purposes of this subpart-</p> <p>(i) Independent educational evaluation means an evaluation conducted by a qualified examiner who is not employed by the public agency responsible for the education of the child in question; and</p> <p>(ii) Public expense means that the public agency either pays for the full cost of the evaluation or ensures that the evaluation is otherwise provided at no cost to the parent, consistent with §300.103.</p>
11.	As noted in TCA 49-1-104 (a) & (b) Maximum class size, LEA case load and class size standards have been submitted and approved by the SEA. There have been no changes since the original submission. (The State will review LEA caseload and class size standards for compliance.) Any future LEA updates or revisions will be submitted to the Special Populations division at the SEA for approval and for reference purposes.
12.	Children with disabilities served with IDEA funds have at least the same average amount spent on them, from sources other than Part B, as do the children in the school system taken as a whole. TRR&MS 0520-1-9-.03 (3) (a) (b)
13.	Eligibility as a child with a disability pursuant to the IDEA and state disability eligibility standards will be established prior to expenditure of IDEA Part B funds for implementation of school nurse or school health services pursuant to 34 C.F.R. §300.34(c)(13).

- |     |   |
|-----|---|
| 14. | Children with healthcare needs or medical conditions of a short duration, temporary nature, or medical conditions that require infrequent school nurse or school health services, and whose educational performance is not adversely affected by such healthcare needs or medical conditions, will not be certified as eligible pursuant to IDEA and state disability eligibility standards for the purpose of accessing IDEA Part B funds to provide school nurse or school health services for such children. |
| 15. | Prior to including school nurse or school health services in an Individualized Education Program (IEP), an IEP Team will determine that the child needs school nurse or school health services to benefit from his or her education and thereby receive FAPE. In making this determination, the IEP Team will consider the child's educational progress.  |
| 16. | School nurse or school health services will not be included as related services in instances where an IDEA eligible child's healthcare needs or medical condition do not affect his or her educational performance or the receipt of FAPE.  |
| 17. | The LEA follows established methods to assure that purchases with federal funds comply with federal cost principles (necessary, reasonable, and allocable). 34 CFR §80.20 (b)(5); Basic Guidelines  |
| 18. | The LEA has spent the minimum amount of State and local funds for the education of children with disabilities in elementary and secondary schools prior to using IDEA Part B funds. 34 C.F.R. §300.16   |

**Washington County (900) Public District - FY 2021 - Consolidated - Rev 0 - Assurances**

\* **The Local Educational Agency (LEA) hereby assures the State Educational Agency (SEA) that the LEA follows all regulations applicable under Office of Civil Rights (OCR), including those outlined below.**

- |    |  |
|----|--|
| 1. | Title VI of the Civil Rights Act of 1964, as amended, 42 U.S.C. 2000d et seq., which prohibits discrimination on the basis of race, color, or national origin in any program or activity receiving Federal financial assistance; |
| 2. | Title IX of the Education Amendments of 1972, as amended, 20 U.S.C. 1681 et seq., which prohibits discrimination on the basis of sex in any education program or activity receiving federal financial assistance; and            |
| 3. | All regulations, guidelines, and standards issued by the Tennessee Department of Education and U.S. Department of Education under any of these statutes.   |

**Washington County (900) Public District - FY 2021 - Consolidated - Rev 0 - Assurances**

\* **The Local Educational Agency (LEA) hereby assures the State Educational Agency (SEA) that the LEA follows all regulations applicable to the assurances outlined below.**

The LEA has engaged in timely and meaningful consultation as required by ESEA 8501(c) and maintains all required documentation to support such consultation.

The LEA will ensure that all supported activities are approved and provided in a timely fashion and in accordance with agreements made as a result of meaningful consultation with non-public/private school representatives.

The LEA will obligate all non-public/private school funds during the fiscal year in which allocated and in support of activities agreed upon as a result of required consultation.

The LEA will engage in ongoing consultation with participating non-public/private school representatives as necessary to ensure continued communication, monitor agreed-upon activities, and to determine the effectiveness of provided activities.

**Washington County (900) Public District - FY 2021 - Consolidated - Rev 0 - Assurances**

\* **The Local Educational Agency (LEA) hereby assures the State Educational Agency (SEA) that the LEA follows all regulations applicable for OMB Circular A-133, including those outlined below.**

Part 6 - Internal Control

As a condition of receiving federal awards, non-federal entities agree to comply with laws, regulations, and the provisions of contract and grant agreements and to maintain internal control to provide reasonable assurance of compliance with these requirements. Non-federal entities and their auditors will need to exercise judgment in determining the most appropriate and cost effective internal control in a given environment or circumstance to provide reasonable assurance for compliance with federal program requirements.

The Control Environment is the foundation for all other components of internal control, including the following:

Part 6 characteristics of internal control relating to each of the five components of internal control that should reasonably assure compliance with the requirements of federal laws, regulations, and program compliance requirements. A description of the components of internal control and examples of characteristics common to the 14 types of compliance requirements are listed below. Objectives of internal control and examples of characteristics specific to each of 13 of the 14 types of compliance requirements follow this introduction. (Because Special Tests and Provisions are unique for each program, we could not provide specific control objectives and characteristics for this type of compliance requirement.)

1. A sense of conducting operations ethically is evidenced by a code of conduct or other verbal or written directive.
2. If there is a governing Board, the Board has established an Audit Committee or equivalent that is responsible for engaging the auditor, receiving all reports and communications from the auditor, and ensuring that audit findings and recommendations are adequately addressed.
3. Management positively responds to prior questioned costs and control recommendation.

4.	Management respects and adheres to program compliance requirements.
5.	Key managers' responsibilities clearly defined.
6.	Key managers have adequate knowledge and experience to discharge their responsibilities.
7.	Staff are knowledgeable about compliance requirements and being given responsibility to communicate all instances of noncompliance to management.
8.	Management's commitment to competence ensures that staff receive adequate training to perform their duties.
9.	Management support of adequately collects information via a reporting system.
Risk Assessment is the entity's identification and analysis of risks relevant to achievement of its objectives, forming a basis for determining how the risks should be managed.	
1.	Program managers and staff understand and have identified key compliance objectives.
2.	Organizational structure provides identification of risks of noncompliance: <ul style="list-style-type: none"> <li>- Key managers have been given responsibility to identify and communicate changes (including alleged fraud, waste, or abuse).</li> <li>- Employees who require close supervision (e.g. inexperienced) are identified.</li> <li>- Management has identified and assessed complex operations, programs, or projects.</li> <li>- Management is aware of results of monitoring, audits, and reviews, and considers related risk of noncompliance.</li> </ul>
3.	Process established to implement changes in program objectives and procedures.
Control Activities are the policies and procedures that help ensure that management's directives are carried out.	
1.	Operating policies and procedures are clearly written, and communicated, and followed.
2.	Procedures are in place to implement changes in laws, regulations, guidance, and funding agreements affecting federal awards.
3.	Management has a procedure to prohibit overriding established controls.

4. Adequate segregation of duties provided between performance, review, and recordkeeping of a task.
5. Computer and program controls should include:
  - Data entry controls, e.g., edit checks.
  - Exception reporting.
  - Access controls.
  - Reviews of input and output data.
  - Computer general controls and security controls (including protecting personally identifiable information).
6. Supervision of employees commensurate with their level of competence.
7. Personnel with adequate knowledge and experience to discharge responsibilities.
8. Equipment, inventories, cash, and other assets are secured physically and periodically inventoried (at least once every two years) and compared to recorded amounts.
9. If there is a governing Board, the Board conducts regular meetings where financial information is reviewed and the results of program activities and accomplishments are discussed. Written documentation is maintained of the matters addressed at such meetings.

Information and Communication are the identification, capture, and exchange of information in a form and time frame that enable people to carry out their responsibilities.

1. The accounting system provides for separate identification of federal and non-federal transactions and allocation of transactions applicable to both.
2. Adequate source documentation exists to support amounts and items reported.

**Washington County (900) Public District - FY 2021 - Consolidated - Rev 0 - Assurances**

\* The local educational agency (LEA) hereby assures the state educational agency (SEA) that the LEA follows all regulations applicable for Single Audit, including those outlined below. All regulations in Uniform Grant Guidance (UGG), including those outlined below in instances where revisions to guidance occurs, the LEA assures it will follow all current regulations.

GRANTS AND AGREEMENTS [2 CFR 1.100]

§200.61	Internal Controls.
	<p>Internal controls means a process, implemented by a LEA, designed to provide reasonable assurance regarding the achievement of objectives in the following categories:</p> <ul style="list-style-type: none"> <li>(a) Effectiveness and efficiency of operations;</li> <li>(b) Reliability of reporting for internal and external use; and</li> <li>(c) Compliance with applicable laws and regulations.</li> </ul>
§200.62	Internal Control Over Compliance Requirements for Federal Awards

	<p>Internal control over compliance requirements for federal awards means a process implemented by a LEA designed to provide reasonable assurance regarding the achievement of the following objectives for federal awards:</p> <p>(a) Transactions are properly recorded and accounted for, in order to:</p> <p>(1) Permit the preparation of reliable financial statements and Federal reports;</p> <p>(2) Maintain accountability over assets; and</p> <p>(3) Demonstrate compliance with Federal statutes, regulations, and the terms and conditions of the Federal award;</p> <p>(b) Transactions are executed in compliance with:</p> <p>(1) Federal statutes, regulations, and the terms and conditions of the Federal award that could have a direct and material effect on a Federal program; and</p> <p>(2) Any other Federal statutes and regulations that are identified in the Compliance Supplement; and</p> <p>(c) Funds, property, and other assets are safeguarded against loss from unauthorized use or disposition.</p>
§200.201	Use of Grant Agreements (Including Fixed-Amount Awards), Cooperative Agreements, and Contracts
	<p>(3) The LEA must certify in writing to the federal awarding agency or pass-through entity at the end of the federal award that the project or activity was completed or the level of effort was expended. If the required level of activity or effort was not carried out, the amount of the federal award must be adjusted.</p>
§200.302	Financial Management
	<p>(b)(4) Effective control over, and accountability for, all funds, property, and other assets. The LEA must adequately safeguard all assets and assure that they are used solely for authorized purposes. See § 200.303 Internal Controls.</p>
§200.303	Internal Controls

	<p>The LEA must:</p> <p>(a) Establish and maintain effective internal control over the federal award that provides reasonable assurance that the LEA is managing the federal award in compliance with federal statutes, regulations, and the terms and conditions of the federal award. These internal controls shall comply with guidance in "Standards for Internal Control in the Federal Government" issued by the Comptroller General of the United States and the "Internal Control Integrated Framework", issued by the Committee of Sponsoring Organizations of the Treadway Commission (COSO).</p>
§200.305	Payment
	<p>(b)(6)(iv) A payment must not be made to a LEA for amounts that are withheld by the LEA from payment to contractors to assure satisfactory completion of work. A payment must be made when the LEA actually disburses the withheld funds to the contractors or to escrow accounts established to assure satisfactory completion of work.</p>
§200.318	General Procurement Standards
	<p>(a) LEAs must use its own documented procurement procedures which reflect applicable state and local laws and regulations provided that the procurements conform to applicable federal law and regulations.</p>
§200.321	Contracting with Small and Minority Businesses, Women's Business Enterprises, and Labor Surplus Area Firms

	<p>(a) The LEA must take all necessary affirmative steps to assure that minority businesses, women's business enterprises, and labor surplus area firms are used when possible.</p> <p>(b) Affirmative steps must include:</p> <p>(1) Placing qualified small and minority businesses and women's business enterprises on solicitation lists;</p> <p>(2) Assuring that small and minority businesses, and women's business enterprises are solicited whenever they are potential sources;</p> <p>(3) Dividing total requirements, when economically feasible, into smaller tasks or quantities to permit maximum participation by small and minority businesses, and women's business enterprises;</p> <p>(4) Establishing delivery schedules, where the requirement permits, which encourage participation by small and minority businesses, and women's business enterprises;</p> <p>(5) Using the services and assistance, as appropriate, of such organizations as the Small Business Administration and the Minority Business Development Agency of the Department of Commerce; and</p> <p>(6) Requiring the prime contractor, if subcontracts are to be let, to take the affirmative steps listed in paragraphs (1) through (5) of this section.</p>
§200.324	Federal Awarding Agency or Pass-Through Entity Review
	<p>(c)(2) The LEA may self-certify its procurement system. Such self-certification must not limit the federal awarding agency's ability to survey the system. Under a self-certification procedure, the federal awarding agency may rely on written assurances from the LEA that it is complying with these standards. The LEA must cite specific policies, procedures, regulations, or standards as being in compliance with these requirements and have its system available for review.</p>
§200.325	Bonding Requirements
	<p>(a) A bid guarantee from each bidder equivalent to five percent of the bid price. The "bid guarantee" must consist of a firm commitment such as a bid bond, certified check, or other negotiable instrument accompanying a bid as assurance that the bidder will, upon acceptance of the bid, execute such contractual documents as may be required within the time specified.</p>
	<p>(c) A payment bond on the part of the contractor for 100 percent of the contract price. A "payment bond" is one executed in connection with a contract to assure payment as required by law of all persons supplying labor and material in the execution of the work provided for in the contract.</p>

§200.328	Monitoring and Reporting Program Performance
	(a) The LEA is responsible for oversight of the operations of the federal award supported activities. The LEA must monitor its activities under federal awards to assure compliance with applicable federal requirements and performance expectations are being achieved. Monitoring by the LEA must cover each program, function or activity.
§200.400	Policy Guide
	(c) The LEA, in recognition of its own unique combination of staff, facilities, and experience, has the primary responsibility for employing whatever form of sound organization and management techniques may be necessary in order to assure proper and efficient administration of the federal award.
	(e) In reviewing, negotiating and approving cost allocation plans or indirect cost proposals, the cognizant agency for indirect costs should generally assure that the LEA is applying these cost accounting principles on a consistent basis during their review and negotiation of indirect cost proposals. Where wide variations exist in the treatment of a given cost item by the LEA, the reasonableness and equity of such treatments should be fully considered. See § 200.56 Indirect (facilities & administrative (F&A)) costs.
§200.415	Required Certifications
	(a) To assure that expenditures are proper and in accordance with the terms and conditions of the federal award and approved project budgets, the annual and final fiscal reports or vouchers requesting payment under the agreements must include a certification, signed by an official who is authorized to legally bind the LEA, which reads as follows: "By signing this report, I certify to the best of my knowledge and belief that the report is true, complete, and accurate, and the expenditures, disbursements and cash receipts are for the purposes and objectives set forth in the terms and conditions of the federal award. I am aware that any false, fictitious, or fraudulent information, or the omission of any material fact, may subject me to criminal, civil, or administrative penalties for fraud, false statements, false claims, or otherwise. (U.S. Code Title 18, § 1001 and Title 31, §§ 3729-3730 and 3801-3812)." (b) Certification of cost allocation plan or indirect (F&A) cost rate proposal.
§200.427	Bonding Costs

	(a) Bonding costs arise when the federal awarding agency requires assurance against financial loss to itself or others by reason of the act or default of the LEA. They arise also in instances where the LEA requires similar assurance, including: bonds as bid, performance, payment, advance payment, infringement, and fidelity bonds for employees and officials.
§200.430	Compensation-Personal Services
	(a) General. Compensation for personal services includes all remuneration, paid currently or accrued, for services of employees rendered during the period of performance under the federal award, including but not necessarily limited to wages and salaries. Compensation for personal services may also include fringe benefits which are addressed in § 200.431 Compensation-Fringe Benefits. Costs of compensation are allowable to the extent that they satisfy the specific requirements of this part.
§200.440	Standards for Documentation of Personnel Expenses
	(i) LEA personnel expenses must <ol style="list-style-type: none"> <li>1. Be supported by a system of internal controls which provides reasonable assurance charges are accurate, allowable and allocable;</li> <li>2. Be incorporated into official records;</li> <li>3. Reasonably reflect total activity for which employee is compensated;</li> <li>4. Encompass all activities (federal and non-federal);</li> <li>5. Comply with established accounting policies and practices; and</li> <li>6. Support distribution among specific activities or cost objectives.</li> </ol>
§200.433	Contingency Provisions
	(c) Payments made by the federal awarding agency to the LEA's "contingency reserve" or any similar payment made for events the occurrence of which cannot be foretold with certainty as to the time or intensity, or with an assurance of their happening, are unallowable, except as noted in §§200.431 Compensation - fringe benefits regarding self-insurance, pensions, severance, and post-retirement health costs and 200.447 Insurance and indemnification.
§200.435	Defense and Prosecution of Criminal and Civil Proceedings, Claims, Appeals, and Patent Infringements

	<p>(i) Costs which may be unallowable under this section, including directly associated costs, must be segregated and accounted for separately. During the pendency of any proceeding covered by paragraphs (b) and (f) of this section, the federal government must generally withhold payment of such costs. However, if in its best interests, the federal government may provide for conditional payment upon provision of adequate security, or other adequate assurance, and agreement to repay all unallowable costs, plus interest, if the costs are subsequently determined to be unallowable.</p>
§200.521	Management Decisions
	<p>(a) General. The management decision must clearly state whether or not the audit finding is sustained, the reasons for the decision, and the expected auditee action to repay disallowed costs, make financial adjustments, or take other action. If the auditee has not completed corrective action, a timetable for follow-up should be given. Prior to issuing the management decision, the Federal agency or pass-through entity may request additional information or documentation from the auditee, including a request for auditor assurance related to the documentation, as a way of mitigating disallowed costs. The management decision should describe any appeal process available to the auditee. While not required, the federal agency or pass-through entity may also issue a management decision on findings relating to the financial statements which are required to be reported in accordance with GAGAS.</p>
App. II	F. CERTIFICATION.
	<p>1. Certification of Charges  To assure that expenditures for federal awards are proper and in accordance with the agreement documents and approved project budgets, the annual and/or final fiscal reports or vouchers requesting payment under the agreements will include a certification, signed by an authorized official of the LEA, which reads "By signing this report, I certify to the best of my knowledge and belief that the report is true, complete, and accurate, and the expenditures, disbursements and cash receipts are for the purposes and intent set forth in the award documents. I am aware that any false, fictitious, or fraudulent information, or the omission of any material fact, may subject me to criminal, civil, or administrative penalties for fraud, false statements, false claims, or otherwise. (U.S. Code, Title 18, § 1001 and Title 31, §§ 3729-3733 and 3801-3812)".</p>

**Washington County (900) Public District - FY 2021 - Consolidated - Rev 0 - Assurances**

\* **The Local Educational Agency (LEA) hereby assures the State Educational Agency (SEA) that the LEA complies with The Family Educational Rights and Privacy Act (FERPA) (20 U.S.C. §1232g; 34 CFR Part 99) including as outlined below:**

1. Parents or eligible students have the right to review the student's education records maintained by the LEA; to seek amendment of these records, and to consent to the disclosure to the personally identifiable information (PII) from education records.
2. The LEA annually notifies parents or eligible students of their rights under FERPA. The notice effectively informs parents and eligible students with disabilities, and/or parents and eligible students who have a primary or home language other than English.
3. The LEA gives full FERPA rights to either parent, unless the LEA has been provided with evidence that there is a court order, State statute, or legally binding document relating to such matters as divorce, separation, or custody that specifically revokes these rights.
4. When a student becomes an eligible student, the rights accorded to, and consent required of, parents transfer from the parents to the student. An eligible student is a student who has reached 18 years of age or is attending an institution of postsecondary education.

Program Assurances

**Washington County (900) Public District - FY 2021 - Consolidated - Rev 0 - Title I-A**

\* **The Local Educational Agency (LEA) hereby assures the State Educational Agency (SEA) that the LEA follows all regulations applicable for Title I-A, including those outlined below.**

- |    |  |
|----|--|
| 1. | Ensure that migratory children and formerly migratory children who are eligible to receive Title I service are selected to receive services on the same basis as other children selected to receive Title I services. (1112(c)(1))   |
| 2. | Provide services to eligible children attending private elementary schools and secondary schools in accordance with section 1117, and timely and meaningful consultation with private school officials regarding Title I services. (1112(c)(2))  |
| 3. | Participate, if selected in the National Assessment of Education Progress in reading and mathematics in grades 4 and 8. (1112(c)(3))   |
| 4. | Coordinate and integrate services with other educational services at the local educational agency or individual school level, such as services for English learners, children with disabilities, migratory children, American Indian, Alaska Native, and Native Hawaiian children, and homeless children and youths, in order to increase program effectiveness, eliminate duplication and reduce fragmentation of the instructional program. (1112(c)(4)) |
| 5. | Provide for the educational stability of children in foster care by designating a foster care liaison and adhering to the guidelines, policies and procedures set forth in 14 Del. C, §202A, 14 Del. Admin. C. §903, 14 Del. Admin. C. §505 and the MOU Between the DOE, LEAs and DSCYF (effective 7/1/18) which expands upon the Title I provisions related to foster care including, but not limited to best interest decisions and transportation       |

6.	Develop and implement clear written procedures governing how transportation to maintain children in foster care in their school of origin when in their best interest will be provided, arranged, and funded for the duration of the time in foster care. (1112(c)(5)(B))
7.	Ensure that all teachers and paraprofessionals working a program supported with funds under this part meet applicable state certification and licensure requirements, including any requirements for certification obtained through alternative routes to certification. (1112(c)(6))
8.	Ensure that services to provide early childhood education services to low-income children below the age of compulsory school attendance comply with performance standards established under 641A(a) of the Head Start Act (42 U.S.C. 9836a(a)).
9.	Establish and implement a district-wide salary schedule, a policy to ensure equivalence among schools in teachers, administrators and other staff, and policy to ensure equivalence among schools in the provision of curriculum materials and instructional supplies. (1118(c)(2)(A))
10.	Demonstrate that the methodology used to allocate state and local funds to each school receiving Title I funds ensures that such schools receive all of the state and local funds it would otherwise receive if it were not receiving Title I funds. (1118(b)(2))
11.	Conduct outreach to all parents and family members and implement programs, activities, and procedures for the involvement of parents and family members in Title I programs with meaningful consultation with parents. (1116(a)(1))
12.	Jointly develop with, agree on with, and distribute to, parents and family members of Title I participating children a written parent and family engagement policy. (1116(a)(2))
13.	Conduct, with meaningful parent and family involvement, an annual revision of the content and evaluation of the effectiveness of the parent and family engagement policy in improving the academic quality of Title I schools. Use the evaluation findings to design evidence-based strategies for more effective parent involvement. (1116 (2)(D);1116 (2)(E))
14.	Involve parents and family members of Title I participating children in the decisions regarding how funds reserved for parent and family engagement are allotted for parental involvement activities. (1116(a)(3)(B))

- |     |   |
|-----|---|
| 15. | Notify parents of students attending Title I school at the beginning of each school year of the parents' right to request and receive in a timely manner, information regarding the professional qualifications of the student's classroom teachers, including at a minimum, the following: (i) whether the student's teacher-(I)has met state qualification and licensing criteria for the grade levels and subject areas in which the teacher provides instruction; (II) is teaching under emergency or other provisional status through which state qualification or licensing criteria have been waived; and (III) is teaching in the field of discipline of the certification of the teacher; (ii) whether the child is provided services by paraprofessionals and their qualifications. (1112(e)(1)(A)) |
| 16. | Provide to each individual parent of a child in a Title I school, information on the level of achievement and academic growth of the student, if applicable and available, on each of the state academic assessments required under this part; and timely notice that the student has been assigned, or has been taught for four or more consecutive weeks by a teacher who does not meet applicable state certification or licensure requirements at the grade level and subject area in which the teacher has been assigned. (1112(e)(1)(B))  |
| 17. | Notify, by the beginning of each school year, parents of students attending Title I schools of their right to request and receive in a timely manner, information regarding any state or local educational agency policy regarding student participation in any assessments mandated by section 1111(b)(2) and by the state or local educational agency, which shall include a policy, procedure, or parental right to opt the child out of such assessment, where applicable. (1112(e)(2)(A))  |
| 18. | Post on the local educational agency's website and, where practicable, on the website of each school serviced by the local educational agency, for each grade served by the local educational agency, information on each assessment required by the state to comply with section 1111, other assessments required by the state, and where such information is available and feasible to report, assessments required districtwide by the local educational agency, including: (i) subject matter to be assessed; (ii) purpose for which the assessment is designed and used; (iii) the source of the requirement for the assessment; and (iv) where such information is available. (1112(e)(2)(B))   |
| 19. | Use Title I funds to supplement the funds that would, in the absence of such federal funds, be made available from state and local funds to each school receiving Title I funds. (1118(b)(1))   |

- |     |   |
|-----|---|
| 20. | Demonstrate compliance with Section 1118(b)(1), within two years of the enactment of the Every Student Succeeds Act, through a methodology used to allocate state and local funds to each school receiving Title I funds to ensure that each school receives all of the state and local funds it would otherwise receive if it were not receiving Title I funds. (1118(b)(2), 1118(b)(5)) |
| 21. | Maintain the local educational agency's fiscal effort in accordance with Section 8521. (1118(a))  |
| 22. | Provide services to Title I schools that, taken as a whole, are at least comparable to services in schools that are not receiving Title I funds. (1118(c)(1)(A))  |
| 23. | Develop a written assurance that the local education agency has established and implemented an agency-wide salary schedule, a policy to ensure equivalence among schools in teachers, administrators and other staff, and a policy to ensure equivalence among schools in the provision of curriculum materials and instructional supplies. (1118(c)(2))                                  |

**Washington County (900) Public District - FY 2021 - Consolidated - Rev 0 - Title I-D LEA**

**Subpart 2- Local Education Agency Programs for Youth Who are Delinquent**

\* **The Local Educational Agency (LEA) hereby assures the State Educational Agency (SEA) that the LEA follows all regulations applicable for Title I-D, including those outlined below.**

**LEA APPLICATIONS:** Each local educational agency desiring assistance under this subpart shall submit an application to the State educational agency that contains such information as the SEA may require. Each such application shall include - [ESEA §1423]

(1) a description of the program to be assisted;

(2) a description of formal agreements, regarding the program to be assisted, between-

(A) the local educational agency; and

(B) correctional facilities and alternative school programs serving children and youth involved with the juvenile justice system;

(3) as appropriate, a description of how participating schools will coordinate with facilities working with delinquent children and youth to ensure that such children and youth are participating in an education program comparable to one operating in the local school such youth would attend;

(4) a description of the program operated by participating schools to facilitate the successful transition of children and youth returning from correctional facilities and, as appropriate, the types of services that such schools will provide such children and youth and other at-risk children and youth;

(5) a description of the characteristics (including, but not limited to learning difficulties, substance abuse problems, and other special needs) of the children and youth who will be returning from correctional facilities and, as appropriate, other at-risk children and youth expected to be served by the program, and a description of how the school will coordinate existing educational programs to meet the unique educational needs of such children and youth;

(6) as appropriate, a description of how schools will coordinate with existing social, health, and other services to meet the needs of students returning from correctional facilities, at-risk children or youth, and other participating children or youth, including, but not limited to prenatal health care and nutrition services related to the health of the parent and the child or youth, parenting and child development classes, child care, targeted reentry and outreach programs, referrals to community resources, and scheduling flexibility;

(7) as appropriate, a description of any partnerships with institutions of higher education or local businesses to facilitate postsecondary and workforce success for children and youth returning from correctional facilities, such as through participation in credit-bearing coursework while in secondary school, enrollment in postsecondary education, participation in career and technical education programming, and mentoring services for participating students;

(8) as appropriate, a description of how the program will involve parents and family members in efforts to improve the educational achievement of their children, assist in dropout prevention activities, and prevent the involvement of their children in delinquent activities;

(9) a description of how the program under this subpart will be coordinated with other Federal, State, and local programs, such as programs under title I of the Workforce Innovation and Opportunity Act and career and technical education programs serving at-risk children and youth;

(10) a description of how the program will be coordinated with programs operated under the Juvenile Justice and Delinquency Prevention Act of 1974 and other comparable programs, if applicable;

(11) as appropriate, a description of how schools will work with probation officers to assist in meeting the needs of children and youth returning from correctional facilities;

(12) a description of the efforts participating schools will make to ensure correctional facilities working with children and youth are aware of a child's or youth's existing individualized education program; and

(13) as appropriate, a description of the steps participating schools will take to find alternative placements for children and youth interested in continuing their education but unable to participate in a traditional public school program.

USES OF FUNDS. Funds provided to local educational agencies under this subpart may be used, as appropriate, for- [ESEA §1424]

(a) IN GENERAL. -

(1) programs that serve children and youth returning to local schools from correctional facilities, to assist in the transition of such children and youth to the school environment and help them remain in school in order to complete their education;

(2) dropout prevention programs which serve at-risk children and youth;

(3) the coordination of health and social services for such individuals if there is a likelihood that the provision of such services, including day care, drug and alcohol counseling, and mental health services, will improve the likelihood such individuals will complete their education;

(4) special programs to meet the unique academic needs of participating children and youth, including career and technical education, special education, career counseling, curriculum-based youth entrepreneurship education, and assistance in securing student loans or grants for postsecondary education;

(5) programs providing mentoring and peer mediation;

(6) programs for at-risk Indian children and youth, including such children and youth in correctional facilities in the area served by the local educational agency that are operated by the Secretary of the Interior or Indian tribes; and

(7) pay for success initiatives.

(b) **CONTRACTS AND GRANTS.** - A local educational agency may use a subgrant received under this subpart to carry out the activities described under paragraphs (1) through (7) of subsection (a) directly or through subgrants, contracts, or cooperative agreements.

**PROGRAM REQUIREMENTS FOR CORRECTIONAL FACILITIES RECEIVING FUNDS UNDER THIS SECTION.** Each correctional facility entering into an agreement with a local educational agency under section 1423(2) to provide services to children and youth under this subpart shall-[ESEA §1425]

(1) where feasible, ensure that educational programs in the correctional facility are coordinated with the student's home school, particularly with respect to a student with an individualized education program under part B of the Individuals with Disabilities Education Act;

(2) if the child or youth is identified as in need of special education services while in the correctional facility, notify the local school of the child or youth of such need;

(3) where feasible, provide transition assistance to help the child or youth stay in school, including coordination of

services for the family, counseling, assistance in accessing drug and alcohol abuse prevention programs, tutoring, and family counseling;

(4) provide support programs that encourage children and youth who have dropped out of school to reenter school and attain a regular high school diploma once their term at the correctional facility has been completed, or provide such children and youth with the skills necessary to gain employment or seek a regular high school diploma or its recognized equivalent;

(5) work to ensure that the correctional facility is staffed with teachers and other qualified staff who are trained to work with children and youth with disabilities taking into consideration the unique needs of such children and youth;

(6) ensure that educational programs in the correctional facility are related to assisting students to meet the challenging State academic standards;

(7) to the extent possible, use technology to assist in coordinating educational programs between the correctional facility and the community school;

(8) where feasible, involve parents in efforts to improve the educational achievement of their children and prevent the further involvement of such children in delinquent activities;

(9) coordinate funds received under this subpart with other local, State, and Federal funds available to provide services to participating children and youth, such as funds made available under title I of the Workforce Innovation and Opportunity Act, and career and technical education funds;

(10) coordinate programs operated under this subpart with activities funded under the Juvenile Justice and Delinquency Prevention Act of 1974 and other comparable programs, if applicable;

(11) if appropriate, work with local businesses to develop training, curriculum-based youth entrepreneurship education, and mentoring programs for children and youth;

(12) upon the child's or youth's entry into the correctional facility, work with the child's or youth's family members and the local educational agency that most recently provided services to the child or youth (if applicable) to ensure that the relevant and appropriate academic records and plans regarding the continuation of educational services for such child or youth are shared jointly between the correctional facility and local educational agency in order to facilitate the transition of such children and youth between the local educational agency and the correctional facility; and

(13) consult with the local educational agency for a period jointly determined necessary by the correctional facility and local educational agency upon discharge from that facility, to coordinate educational services so as to minimize

disruption to the child's or youth's achievement.

**ACCOUNTABILITY.** The SEA may - [ESEA §1426]

(1) reduce or terminate funding for projects under this subpart if a local educational agency does not show progress in the number of children and youth attaining a regular high school diploma or its recognized equivalent; and

(2) require correctional facilities or institutions for neglected or delinquent children and youth to demonstrate, after receiving assistance under this subpart for 3 years, that there has been an increase in the number of children and youth returning to school, attaining a regular high school diploma or its recognized equivalent, or attaining employment after such children and youth are released.

**PROGRAM EVALUATIONS.** [ESEA §1431]

(a) **SCOPE OF EVALUATION.** - Each State agency or local educational agency that conducts a program under subpart 1 or 2 shall evaluate the program, disaggregating data on participation by gender, race, ethnicity, and age while protecting individual student privacy, not less than once every 3 years, to determine the program's impact on the ability of participants-

(1) to maintain and improve educational achievement and to graduate from high school in the number of years established by the State under either the four-year adjusted cohort graduation rate or the extended-year adjusted cohort graduation rate, if applicable;

(2) to accrue school credits that meet State requirements for grade promotion and high school graduation;

(3) to make the transition to a regular program or other education program operated by a local educational agency or school operated or funded by the Bureau of Indian Education;

(4) to complete high school (or high school equivalency requirements) and obtain employment after leaving the correctional facility or institution for neglected or delinquent children and youth; and

(5) as appropriate, to participate in postsecondary education and job training programs.

(b) **EXCEPTION.** - The disaggregation required under subsection (a) shall not be required in a case in which the number of students in a category is insufficient to yield statistically reliable information or the results would reveal personally identifiable information about an individual student.

(c) EVALUATION MEASURES. - In conducting each evaluation under subsection (a), a State agency or local educational agency shall use multiple and appropriate measures of student progress.

(d) EVALUATION RESULTS. - Each State agency and local educational agency shall-

(1) submit evaluation results to the State educational agency and the Secretary; and

(2) use the results of evaluations under this section to plan and improve subsequent programs for participating children and youth.

The LEA assures that it will:

1. Monitor all facilities that receive Title I, Subpart Two to ensure that the facility is complying with all applicable statutory and regulatory requirements.

2. Maintain all formal agreements it has made with all facilities that receive Title I, D Subpart Two funding.

3. Evaluate the program, disaggregating Consolidated State Performance Report (CSPR) data on participating by gender, race, ethnicity, and age annually to determine the program's effect on the ability of participants to:

a. Maintain and improve educational achievement;

b. Accrue school credits that meet State requirements for grade promotion and high school graduation;

c. Make the transition to a regular program or other education program operated by a LEA;

d. Complete high school (or high school equivalency requirements), and obtain employment after leaving the correctional facility or institution; and,

e. As appropriate, participate in postsecondary education and job training. In conducting each evaluation, the LEA agrees to use multiple and appropriate measures of student progress.

4. Submit the Consolidated State Performance Report (CSPR) evaluation results to the TN Department of Education and/or the U.S. Department of Education and use the results of these evaluations to plan and improve subsequent programs for participating children and youth.

5. Assess student needs through testing and surveys and include data in needs assessment.

6. Verify that the facility has a process for identifying and serving students with special needs.

7. Ensure the Title I, D Subpart Two program is supplemental.
8. The LEA will ensure the program operated in participating facilities is comparable to the programs offered by the public schools that students would otherwise attend.
9. The LEA provides assurance that, when applicable, the facility will coordinate with other Federal, state, and local programs, such as programs under Title I of the Workforce Innovation and Opportunity Act (WIOA) and career and technical education programs serving at-risk children and youth.
10. The LEA provides assurance that, when applicable, the facility will coordinate with programs operated under the Juvenile Justice and Delinquency Prevention Act of 1974 and other comparable programs.
11. The LEA provides assurance that if the correctional facility or delinquent facility is working with students with disabilities, the facility staff is made aware of the student's individualized education programs (IEP) and their responsibility for serving this group of students under state and federal law.
12. Submit the Annual Child Count data to the TN Department of Education.

Program Assurances

**Washington County (900) Public District - FY 2021 - Consolidated - Rev 0 - Title II-A**

**\*\* The Local Educational Agency (LEA) hereby assures the State Educational Agency (SEA) that the LEA follows all regulations applicable for Title II-A, including those outlined below.**

- |    |  |
|----|--|
| 1. | Prioritize funds to schools within the LEA that are identified as priority and focus schools and have the highest percentage of low income children. (2103(b)(2)(C))               |
| 2. | Use data and ongoing consultation with stakeholders to continually update and improve activities supported with Title II A funds. (2103(b)(2)(D))                                  |
| 3. | Comply with section 8501, regarding participation of private school children and teachers. (2103(b)(2)(E))   |
| 4. | Coordinate professional development activities supported with Title II A funds with professional development activities provided through other federal, state, and local programs. |
| 5. | Ensure that funds received shall be used to supplement, and not supplant, non-federal funds that would otherwise be used for activities authorized under this grant.               |

**Washington County (900) Public District - FY 2021 - Consolidated - Rev 0 - English Learner Requirements**

\* **The Local Education Agency (LEA) hereby assures the State Education Agency (SEA) that the LEA will:**

- |    |   |
|----|---|
| 1. | Comply with section 1112(e)(3)(A)&(B) prior to, and throughout, each school year as of the date of application. (3116(b)(4)(A))   |
|    | a. Inform parents of English learners who are identified for participation in language instruction programs during the school year within 30 calendar days of their identification.   |
| 2. | Not be in violation of any state law, including state constitutional law, regarding the education of English learners, consistent with sections 3125 and 3126. (3116(b)(4)(B))  |
| 3. | Consult with teachers, researchers, school administrators, parents and family members, community members, public or private entities, and institutions of higher education, in developing and implementing Title III. (3116(b)(4)(C))                                       |
| 4. | Coordinate activities, if applicable, and share relevant data with local Head Start and Early Head Start agencies, including migrant seasonal Head Start agencies, and other early childhood education providers. (3116(b)(4)(D))   |
| 5. | Ensure that all teachers in any language instruction educational program for English learners that is, or will be, funded by Title III are fluent in English and any other language used for instruction, including having written and oral communication skills. (3116(c)) |
| 6. | Submit a report to the state upon request in a form prescribed by the state on the activities conducted and children served by Title III. (3121(a))   |

- |    |   |
|----|---|
| 7. | Implement an effective means of outreach to parents of English learners to inform them of how they can be involved in the education of their children, be active participants in assisting their child in attaining English proficiency, achieving at high levels within a well-rounded education, and meeting the challenging state academic standards expected of all students. (1112(e)(3)(C)) |
| 8. | Provide notice and information to parents in an understandable and uniform format, to the extent practicable, in a language that the parents can understand. (1112(e)(4))   |
| 9. | The district conducts a self-assessment of the English Learner program on an annual basis, uses the information to make programmatic changes or improvements, and uses results to inform district goals around ESL programming.   |

Program Assurances

**Washington County (900) Public District - FY 2021 - Consolidated - Rev 0 - Title IV**

\* **The Local Educational Agency (LEA) hereby assures the State Educational Agency (SEA) that the LEA follows all regulations applicable for CSDE, including those outlined below.**

**Title IV Assurances**

(1)	Prioritize the distribution of funds to schools served by the LEA based on one or more of the following criteria-
(a)	Are among the schools with the greatest needs;
(b)	Have the highest percentages or numbers of children counted under section 1124(c) (i.e., children counted for purposes of basic grants to LEAs under Title I, Part A of the ESEA);
(c)	Are identified for comprehensive support and improvement under section 1111(c)(4)(D)(i) (i.e., are among the lowest-achieving schools);
(d)	Are implementing targeted support and improvement plans as described in section 1111(d)(2) (i.e., have consistently underperforming student subgroups); or
(e)	Are identified as a persistently dangerous public elementary
(2)	For an LEA or consortium that receives \$30,000 or more, we will use:
(a)	Not less than 20 percent of funds to support one or more of the activities authorized under section 4107 pertaining to well-rounded educational opportunities;
(b)	Not less than 20 percent of funds to support one or more activities authorized under section 4108 pertaining to safe and healthy students; and

(c)	A portion of funds to support one or more activities authorized under section 4109(a) pertaining to the effective use of technology, including an assurance that it will not use more than 15 percent of the remaining portion for purchasing technology infrastructure as described in section 4109(b).12
(3)	An LEA who receives \$30,000 or more in Title IV, Part A funds must meet the required minimums for each focus area (20% for Well-Rounded Educational Opportunities, 20% for Safe and Healthy Students, and a portion [1% or greater] of funds for the Effective Use of Technology) based on the allocation for that fiscal year. When funds are carried over, the LEA assures that there is a process and internal controls in place to track unspent required minimum funds from the prior fiscal year, in addition to the current year's required minimums.
(4)	Stakeholder engagements must include, but are not limited to: parents; teachers; principals; students; school leaders; charter school teachers, principals, and other school leaders, when applicable; Indian tribes or tribal organizations, when applicable; specialized instructional support personnel; local government representatives; community-based organizations; and others with relevant and demonstrated expertise. (ESEA section 4106(c)(1))
(5)	Annually report data to the SEA regarding the use of Title IV funds and progress toward meeting identified goals within the district plan. (ESEA section 4106(e)(1)(E).

Assurances

**Washington County (900) Public District - FY 2021 - Consolidated - Rev 0 - Non-Public/Private Schools**

The Local Educational Agency (LEA) hereby assures the State Educational Agency (SEA) that the LEA follows all regulations applicable to the assurances outlined below:

The LEA has engaged in timely and meaningful consultation, as required by ESEA 1117(b)(1), and maintains all required documentation to support such consultation.

The LEA will ensure that services to Title I non-public students are provided in a timely fashion, in accordance with agreements made as a result of meaningful consultation with non-public/private school representatives.

The LEA will obligate all non-public/private school funds during the fiscal year in which allocated and in support of services agreed upon as a result of required consultation.

The LEA will engage in ongoing consultation with participating non-public/private school representatives as necessary to ensure fidelity of implementation of agreed-upon services and to monitor the effectiveness of services.

Budget Overview

**Washington County (900) Public District - FY 2021 - Consolidated - Rev 0 - Title I-A**

**Indirect Cost**

Total Contributing to Indirect Cost

Indirect Cost Rate

Maximum Allowed for Indirect Cost

Filter by Location:  ▼

Account Number	71100 - Regular Instruction Program	72130 - Other Student Support	72210 - Support Services/Regular Instruction Program	99100 - Transfers Out	Total
<b>116 - Teachers</b>	794,784.00				794,784.00
<b>163 - Educational Assistants</b>	116,347.00		0.00		116,347.00
<b>189 - Other Salaries &amp; Wages</b>	26,427.00	0.00	0.00		26,427.00
<b>201 - Social Security</b>	58,129.00	0.00	0.00		58,129.00
<b>204 - State Retirement</b>	95,587.00	0.00	0.00		95,587.00

<b>Account Number</b>	<b>71100 - Regular Instruction Program</b>	<b>72130 - Other Student Support</b>	<b>72210 - Support Services/Regular Instruction Program</b>	<b>99100 - Transfers Out</b>	<b>Total</b>
<b>Line Item Number</b>					
<b>207 - Medical Insurance</b>	176,513.00	0.00	0.00		176,513.00
<b>212 - Employer Medicare</b>	13,595.00	0.00	0.00		13,595.00
<b>429 - Instructional Supplies &amp; Materials</b>	23,517.00				23,517.00
<b>499 - Other Supplies and Materials</b>	0.00	22,000.00	0.00		22,000.00
<b>504 - Indirect Cost</b>				15,000.00	15,000.00
<b>524 - In-Service / Staff Development</b>		0.00	18,000.00		18,000.00
<b>599 - Other Charges</b>	0.00	5,000.00	0.00		5,000.00
<b>Total</b>	1,304,899.00	27,000.00	18,000.00	15,000.00	1,364,899.00
<b>Adjusted Allocation</b>					1,364,899.00
<b>Remaining</b>					0.00

Budget Overview

Washington County (900) Public District - FY 2021 - Consolidated - Rev 0 - Title I-D LEA

**Indirect Cost**

Total Contributing to Indirect Cost	\$25,035.20
Indirect Cost Rate	6.38%
Maximum Allowed for Indirect Cost	\$1,591.41

Filter by Location: All - \$26,535.20 ▼

Account Number	71100 - Regular Instruction Program	72210 - Support Services/Regular Instruction Program	99100 - Transfers Out	Total
<b>Line Item Number</b>				
<b>429 - Instructional Supplies &amp; Materials</b>	6,935.20			6,935.20
<b>499 - Other Supplies and Materials</b>	0.00	12,600.00		12,600.00
<b>504 - Indirect Cost</b>			1,500.00	1,500.00
<b>524 - In-Service / Staff Development</b>		5,500.00		5,500.00
<b>Total</b>	6,935.20	18,100.00	1,500.00	26,535.20
<b>Adjusted Allocation</b>				26,535.20

Account Number	71100 - Regular Instruction Program	72210 - Support Services/Regular Instruction Program	99100 - Transfers Out	Total
Line Item Number				Remaining
				0.00

Budget Overview

**Washington County (900) Public District - FY 2021 - Consolidated - Rev 0 - Title II-A**

**Indirect Cost**

Total Contributing to Indirect Cost	\$213,316.00
Indirect Cost Rate	6.38%
Maximum Allowed for Indirect Cost	\$13,093.21

Filter by Location:  ▼

Account Number	71100 - Regular Instruction Program	72210 - Support Services/Regular Instruction Program	99100 - Transfers Out	Total
<b>Line Item Number</b>				
<b>116 - Teachers</b>	79,593.00			79,593.00
<b>138 - Instructional Computer Personnel</b>		48,528.00		48,528.00
<b>201 - Social Security</b>	4,935.00	3,009.00		7,944.00
<b>204 - State Retirement</b>	8,174.00	4,984.00		13,158.00
<b>207 - Medical Insurance</b>	11,491.00	5,746.00		17,237.00

<b>Account Number</b>	<b>71100 - Regular Instruction Program</b>	<b>72210 - Support Services/Regular Instruction Program</b>	<b>99100 - Transfers Out</b>	<b>Total</b>
<b>Line Item Number</b>				
<b>212 - Employer Medicare</b>	1,154.00	704.00		1,858.00
<b>504 - Indirect Cost</b>			5,000.00	5,000.00
<b>524 - In-Service / Staff Development</b>		44,998.00		44,998.00
<b>Total</b>	105,347.00	107,969.00	5,000.00	218,316.00
<b>Adjusted Allocation</b>				218,316.00
<b>Remaining</b>				0.00

**Washington County (900) Public District - FY 2021 - Consolidated - Rev 0 - English Learner Requirements**

N/A - LEA is not joining a consortium

**Consortium Member Budget**

<b>71100: Regular Instructional Education</b>	<b>Amount</b>	<b>Narrative Description</b>
429 Instructional Supplies & Materials ▼	\$ 600.00	Supplemental supplies to be used with ELL students
<b>Sub-Total: 71100 Subtotal Regular Instructional Education</b>	\$ 600.00	
<b>72130: Support Services / Other Student Support</b>	<b>Amount</b>	<b>Narrative Description</b>
Select... ▼	\$	
<b>Sub-Total: 72130 Support Services / Other Student Support</b>	\$ 0.00	
<b>72210: Regular Instructional Program Support Services</b>	<b>Amount</b>	<b>Narrative Description</b>
524 In Service/Staff Development ▼	\$ 2,851.10	Conferences and training
599 Other Charges ▼	\$ 70.43	Indirect cost
<b>Sub-Total: 72210 Regular Instructional Program Support Services</b>	\$ 2,921.53	

72710: Support Services / Transportation	Amount	Narrative Description
<input type="text" value="Select..."/>	\$	
<b>Sub-Total: 72710 Support Services / Transportation</b>	\$ 0.00	
<b>Grand Total</b>	\$ 3,521.53	
<b>Allocation</b>	\$ 3,521.53	
<b>Remaining</b>	\$ 0.00	

Budget Overview

**Washington County (900) Public District - FY 2021 - Consolidated - Rev 0 - Title IV**

**Indirect Cost**

Total Contributing to Indirect Cost

Indirect Cost Rate

Maximum Allowed for Indirect Cost

Filter by Location:  ▼

Account Number	71150 - Alternative Instruction Program	72130 - Other Student Support	72250 - Education Technology	99100 - Transfers Out	Total
<b>116 - Teachers</b>	37,865.00				37,865.00
<b>123 - Guidance Personnel</b>		57,699.00			57,699.00
<b>201 - Social Security</b>	2,348.00	3,577.00	0.00		5,925.00
<b>204 - State Retirement</b>	3,889.00	5,926.00	0.00		9,815.00
<b>212 - Employer Medicare</b>	549.00	837.00	0.00		1,386.00
<b>504 - Indirect Cost</b>				500.00	500.00

<b>Account Number</b>	<b>71150 - Alternative Instruction Program</b>	<b>72130 - Other Student Support</b>	<b>72250 - Education Technology</b>	<b>99100 - Transfers Out</b>	<b>Total</b>
<b>Line Item Number</b>					
<b>524 - In-Service / Staff Development</b>		0.00	500.00		500.00
<b>Total</b>	44,651.00	68,039.00	500.00	500.00	113,690.00
<b>Adjusted Allocation</b>					113,690.00
<b>Remaining</b>					0.00

Budget Overview

**Washington County (900) Public District - FY 2021 - Consolidated - Rev 0 - Consolidated Admin Pool**

**Indirect Cost**

Total Contributing to Indirect Cost	\$298,000.00
Indirect Cost Rate	6.38%
Maximum Allowed for Indirect Cost	\$17,992.10

Filter by Location:  ▼

Account Number	72210 - Support Services/Regular Instruction Program	99100 - Transfers Out	Total
<b>Line Item Number</b>			
<b>105 - Supervisor / Director</b>	87,718.00		87,718.00
<b>162 - Clerical Personnel</b>	37,065.00		37,065.00
<b>189 - Other Salaries &amp; Wages</b>	68,309.00		68,309.00
<b>201 - Social Security</b>	11,972.00		11,972.00
<b>204 - State Retirement</b>	19,586.00		19,586.00
<b>207 - Medical Insurance</b>	41,038.00		41,038.00
<b>212 - Employer Medicare</b>	2,800.00		2,800.00

<b>Account Number</b>	<b>72210 - Support Services/Regular Instruction Program</b>	<b>99100 - Transfers Out</b>	<b>Total</b>
<b>Line Item Number</b>			
<b>355 - Travel</b>	10,000.00		10,000.00
<b>499 - Other Supplies and Materials</b>	9,512.00		9,512.00
<b>504 - Indirect Cost</b>		2,000.00	2,000.00
<b>524 - In-Service / Staff Development</b>	10,000.00		10,000.00
<b>Total</b>	298,000.00	2,000.00	300,000.00
		<b>Adjusted Allocation</b>	300,000.00
		<b>Remaining</b>	0.00

Budget Overview

**Washington County (900) Public District - FY 2021 - Consolidated - Rev 0 - IDEA, Part B**

**Indirect Cost**

Total Contributing to Indirect Cost	\$1,841,142.13
Indirect Cost Rate	6.38%
Maximum Allowed for Indirect Cost	\$111,456.46

Filter by Location: All - \$1,858,423.00 ▼

Account Number	71200 - Special Education Program	72710 - Transportation	99100 - Transfers Out	Total
<b>Line Item Number</b>				
<b>116 - Teachers</b>	97,793.00			97,793.00
<b>146 - Bus Drivers</b>		263,625.00		263,625.00
<b>163 - Educational Assistants</b>	842,378.00			842,378.00
<b>171 - Speech Pathologist</b>	44,092.00			44,092.00
<b>201 - Social Security</b>	61,025.00	16,345.00		77,370.00
<b>204 - State Retirement</b>	95,469.00	25,730.00		121,199.00

<b>Account Number</b>	<b>71200 - Special Education Program</b>	<b>72710 - Transportation</b>	<b>99100 - Transfers Out</b>	<b>Total</b>
<b>Line Item Number</b>				
<b>207 - Medical Insurance</b>	301,500.00	75,456.00		376,956.00
<b>212 - Employer Medicare</b>	13,917.00	3,578.00		17,495.00
<b>429 - Instructional Supplies &amp; Materials</b>	234.13			234.13
<b>504 - Indirect Cost</b>			17,280.87	17,280.87
<b>Total</b>	1,456,408.13	384,734.00	17,280.87	1,858,423.00
<b>Adjusted Allocation</b>				1,858,423.00
<b>Remaining</b>				0.00

Budget Overview

**Washington County (900) Public District - FY 2021 - Consolidated - Rev 0 - IDEA Preschool**

**Indirect Cost**

Total Contributing to Indirect Cost	\$59,381.69
Indirect Cost Rate	6.38%
Maximum Allowed for Indirect Cost	\$3,578.14

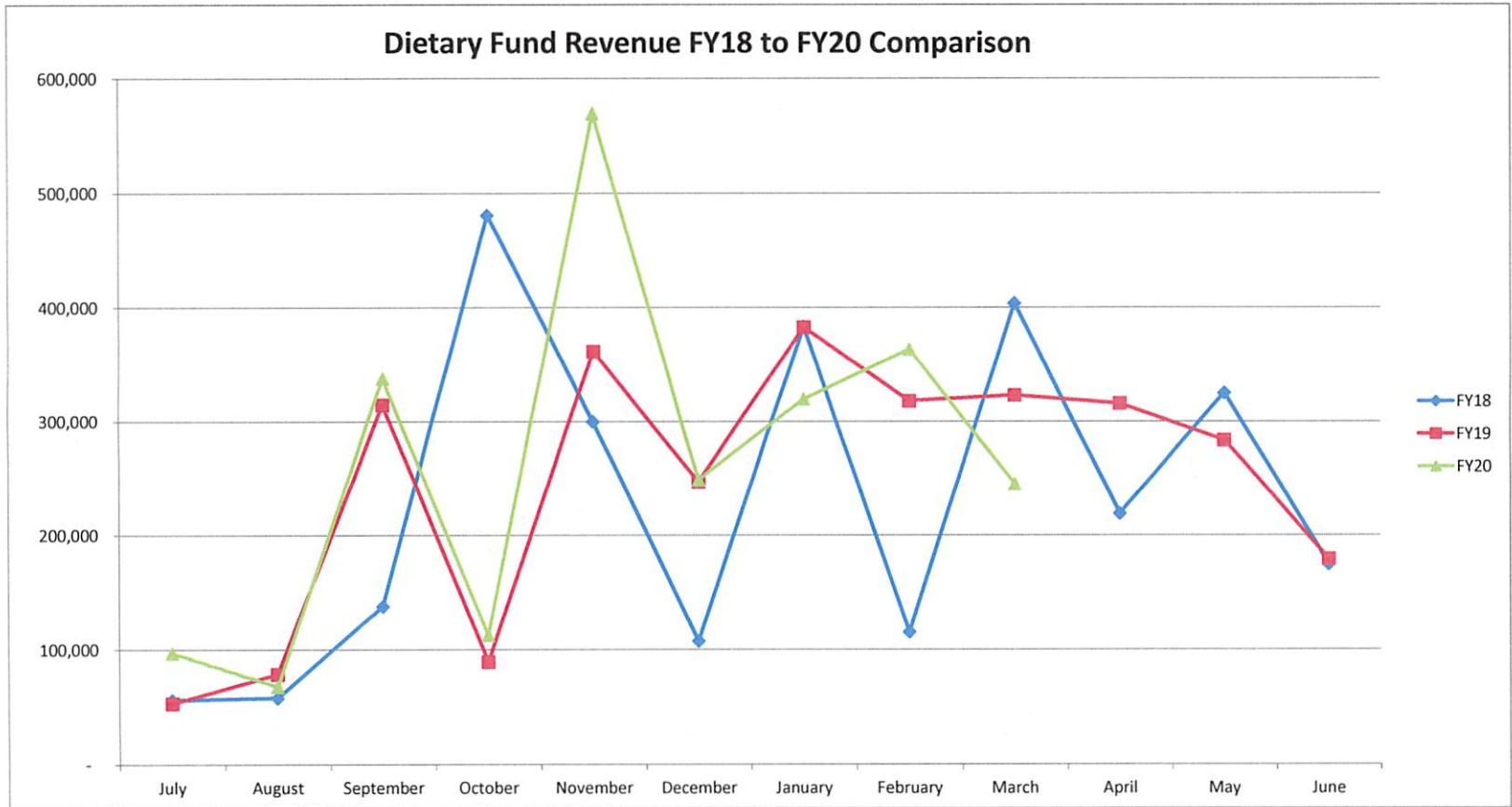
Filter by Location:  ▼

Account Number	71200 - Special Education Program	99100 - Transfers Out	Total
<b>Line Item Number</b>			
<b>163 - Educational Assistants</b>	30,244.00		30,244.00
<b>201 - Social Security</b>	1,875.00		1,875.00
<b>204 - State Retirement</b>	2,906.00		2,906.00
<b>207 - Medical Insurance</b>	14,208.00		14,208.00
<b>212 - Employer Medicare</b>	594.18		594.18
<b>429 - Instructional Supplies &amp; Materials</b>	9,554.51		9,554.51

Account Number	71200 - Special Education Program	99100 - Transfers Out	Total
<b>504 - Indirect Cost</b>		280.31	280.31
<b>Total</b>	59,381.69	280.31	59,662.00
<b>Adjusted Allocation</b>			59,662.00
<b>Remaining</b>			0.00

**Revenue Comparison**

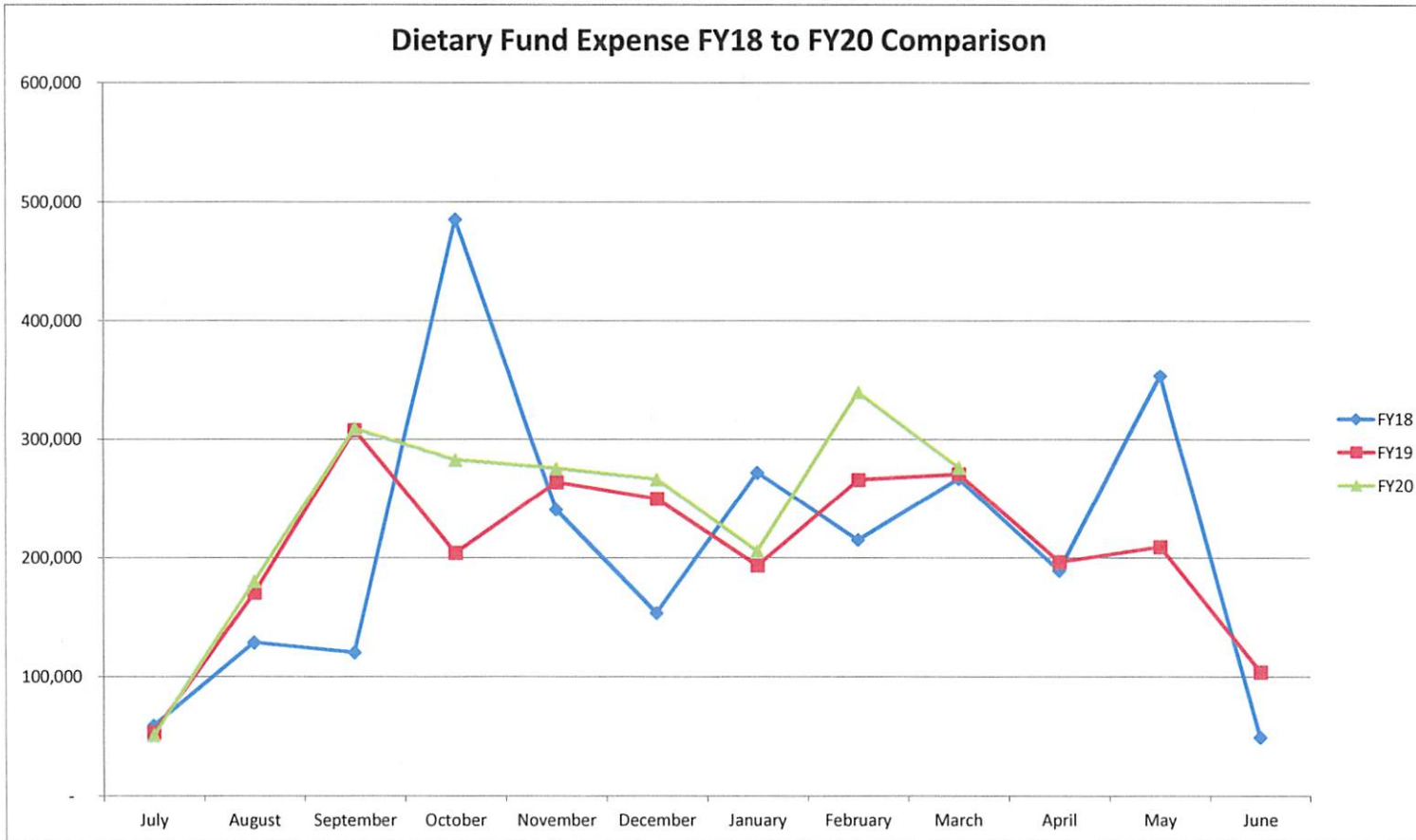
	July	August	September	October	November	December	January	February	March	April	May	June	Totals-March
FY18	56,161	57,986	137,772	480,851	299,619	107,422	382,928	115,313	403,556	218,966	324,776	174,522	<b>2,041,609</b>
FY19	53,086	78,498	314,242	89,217	361,225	246,588	382,380	317,529	322,633	315,330	283,344	178,802	<b>2,165,398</b>
FY20	96,897	67,678	337,321	112,471	569,111	248,583	319,253	363,026	244,781				<b>2,359,121</b>
Net Change PY	43,811	(10,820)	23,079	23,254	207,886	1,995	(63,127)	45,497	(77,851)				<b>193,722</b>



**Expense Comparison**

	July	August	September	October	November	December	January	February	March	April	May	June	Totals-Feb.	FY Results March
FY18	58,908	128,454	120,178	485,391	240,457	153,569	271,760	214,841	266,415	189,071	353,340	49,292	1,939,974	\$ 101,635.48
FY19	53,389	170,362	307,178	203,695	263,528	249,324	193,106	265,537	270,113	196,203	208,780	103,698	1,976,233	\$ 189,165.64
FY20	50,886	179,932	308,773	282,344	275,048	265,916	205,357	339,261	275,987				2,183,504	\$ 175,616.44
<b>Net Change PY</b>	<b>(2,503)</b>	<b>9,570</b>	<b>1,595</b>	<b>78,649</b>	<b>11,520</b>	<b>16,592</b>	<b>12,251</b>	<b>73,724</b>	<b>5,874</b>				<b>207,272</b>	

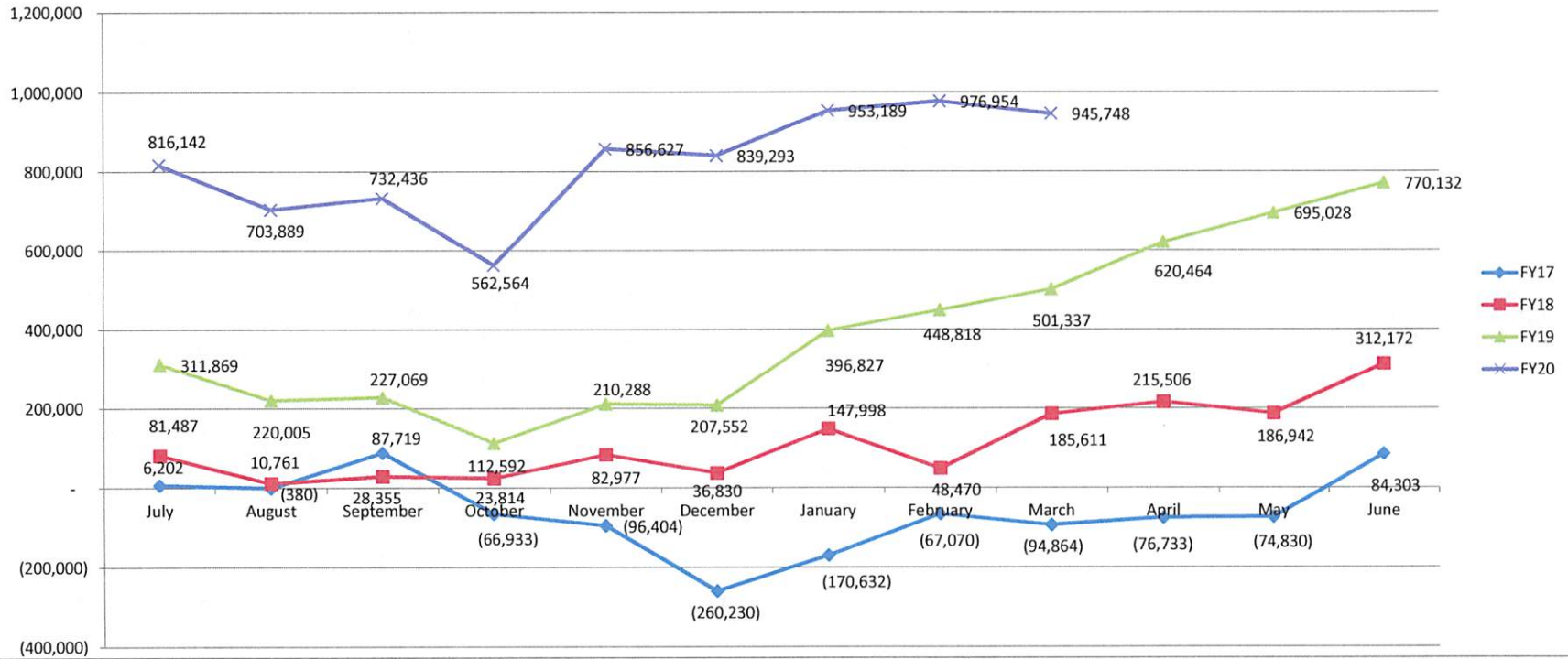
**Dietary Fund Expense FY18 to FY20 Comparison**



**Dietary Fund Balance**

	July	August	September	October	November	December	January	February	March	April	May	June
FY17	6,202	(380)	87,719	(66,933)	(96,404)	(260,230)	(170,632)	(67,070)	(94,864)	(76,733)	(74,830)	84,303
FY18	81,487	10,761	28,355	23,814	82,977	36,830	147,998	48,470	185,611	215,506	186,942	312,172
FY19	311,869	220,005	227,069	112,592	210,288	207,552	396,827	448,818	501,337	620,464	695,028	770,132
FY20	816,142	703,889	732,436	562,564	856,627	839,293	953,189	976,954	945,748			
<b>1-Year Results</b>	<b>504,273</b>	<b>483,884</b>	<b>505,367</b>	<b>449,972</b>	<b>646,339</b>	<b>631,741</b>	<b>556,362</b>	<b>528,136</b>	<b>444,411</b>			
<b>2-Year Results</b>	<b>734,655</b>	<b>693,128</b>	<b>704,081</b>	<b>538,750</b>	<b>773,650</b>	<b>802,464</b>	<b>805,191</b>	<b>928,483</b>	<b>760,137</b>			
<b>3-Year Results</b>	<b>809,940</b>	<b>704,269</b>	<b>644,717</b>	<b>629,497</b>	<b>953,031</b>	<b>1,099,524</b>	<b>1,123,821</b>	<b>1,044,024</b>	<b>1,040,613</b>			

**Dietary Fund Balance Tracking FY17 to FY20 (Trustee's Report)**



**Washington County  
Department of Education  
MEMORANDUM  
DIRECTOR'S OFFICE**

**DATE:** May 06, 2020  
**TO:** All Board Members  
**FROM:** Finance Committee  
**SUBJECT:** Finance Committee Meeting-March 2020 Financials


The Finance Committee met on Wednesday May 6, 2020 at 4:00 p.m. at the WCDE Central Office. Those present for the meeting were Chairman Phillip McLain, committee members Mary Beth Dellinger, Annette Buchanan, Mitch Meredith, Director of Schools Dr. Bill Flanary, and Director of Finance Brad Hale. Also in attendance were Jerry Whitaker, and Dr. Mindy Myers.

The Committee considered the General Fund financial statements for the month of March 2020 and the committee recommends approval.

The Committee considered the Federal Fund financial statements for the month of March 2020 and the committee recommends approval.

The Committee discussed the proposed FY21 Federal Projects Budget as of today's date. The Committee recommends approval to the full Board of Education of the FY21 Federal Projected Budget and all subsequent amendments.

Respectfully Submitted:



Phillip McLain, Finance Committee Chairman



W. Brad Hale, Director of Finance

**TO:** Finance Committee Members  
**FROM:** Brad Hale, Director of Finance  
**DATE:** May 06, 2020

**SUBJECT:** Financial Statements (Revenue & Expense) Summary for March 2020

After reviewing the financial statements for March, the following line items need to be considered:

**REVENUE (General Fund March 2020)**

**40110000 – Current Property Tax**

The collections for the month of March were \$601,436.91 which is \$227,283.89 less than collected in March 2019. This is due to the timing of Property Taxes received and processed through the Trustee's office.

**40120000 – Property Tax – Prior Year**

The collections for the month of March were \$72,882.24 which is \$46.78 more than collected in March 2019.

**40125000 – CLK/Master Collections-Prior**

The collections for the month of March were \$96.43, which was consistent with March 2019.

**40130000 – Clerk & Masters Collections**

The collections for the month of March were \$20273.88, which is \$14,497.62 more than collected in March 2019. This was due to the timing of funds received.

**40140000 – Interest and Penalty – Delinquent Tax**

The collections for the month of March were \$24,567.21, which is \$8,515.80 more than collected in March 2019.

**40163000 – Payments in Lieu of Taxes-Other**

The collections for the month of March were \$20.15, which is consistent with March 2019 in this line item.

**40210000 – Local Sales Tax**

The collections for the month of March were \$1,212,600.58 which is \$37,095.64 less than collected in March 2019.

## **REVENUE (cont'd)**

### **40270000 – Business Tax**

The collections for the month of March were \$11,679.12 which is \$5,162.64 less than collected in March 2019.

### **41110000 – Marriage License**

The collections for the month of March were \$87.12, which is \$14.53 more than collected in March 2019.

### **43512000 – Tuition-Adult Education**

The collections for the month of March were \$0.00 for March 2020. Any variances will be due to timing of classes being offered.

### **43517000 – Tuition - Other**

The collections for the month of March were \$2,500.00 for the BCES Pre-K.

### **43581000 - Community Service Fees – Children**

The collections for the month of March were \$32,350.90 for the extended school program at Boones Creek Elementary, Fall Branch, Grandview, Gray, Jonesborough Elementary, Jonesborough Middle, Lamar, Ridgeview, Sulphur Springs and West View. This is \$14,955.90 less than March 2019. This was driven by school closings due to COVID-19.

### **44110000 – Interest Earned on Deposits**

Interest earned for the month of March was \$18,002.27 which is \$11,934.77 more than earned in March 2019.

### **44520000 – Insurance Recovery**

Revenue of \$1,286.64 was realized in March. This was for recent damage to a fence at DBHS.

### **44530000 – Sale of Equipment**

Revenue of \$0.70 was received in this line item.

### **44570000 – Contributions & Gifts**

Revenue of \$30,255.00 was received in this line item. This was from a \$30,000 donation from Brightridge to go towards the purchase of an Electric Bus, and a \$255.00 grant/donation from Farm Bureau Insurance.

## **REVENUE (cont'd)**

### **44990000 - Other Local Revenue - Tags**

Revenue of \$18.28 was received, which is consistent with the prior year. This revenue is from School Tags purchased.

### **44991000 - Other Local Revenue**

Revenue of \$0.00 was received in March from PepsiCo commissions from the 1st quarter of 2020. These funds are sent out to each school based on the commission amount per location.

### **44992000 - Other Local Rev- Royalties**

Revenue of \$2,953.50 was received for school bus advertising which is \$511.50 more than March 2019. No revenue is realized for this line item in July and August.

### **46511000—Basic Education Program**

Revenue of \$3,563,200 was received from the state for BEP, which is \$93,100.00 more than March 2019. No BEP payments are received in the months of May and July.

### **46515000—Early Childhood Education**

Revenue of \$0.00 was received from the Voluntary Pre-K grant.

### **46590000—Other State Funds**

Revenue of \$0.00 was received in March 2020, which is consistent with the prior year.

### **46610000 – Career Ladder Program**

Revenue of \$0.00 was received from Career Ladder which is consistent with March 2019.

### **46851000 – State Revenue Sharing-T.V.A.**

Revenue of \$0.00 was received in March which is consistent with March 2019.

### **46980000 – Other State Grants**

Revenue of \$17,967.79 was received in March from the TSW & Safe Schools Grants. \$14,397.79 was received from January 2020 reimbursements for TSW, and \$3,570.00 was received from the Safe Schools Grant.

## **REVENUE (cont'd)**

### **46980111 – Other State Grants-EPSO**

Revenue of \$0.00 was received in March for this line item which is consistent with the prior year.

### **47640000 – ROTC Reimbursement**

Revenue of \$7,327.09 was received which is \$220.54 more than March 2019.

### **Overall March 2020 Revenue Compared to March 2019 Revenue**

Revenue in March 2020 was \$5,692,319.89 compared to \$5,787,355.93 in March 2019. This is (95,036.04) less than March 2019.

- The main reason for the decrease was the net effect of the following key items
  - Net Increased Items compared to March 2019
    - Sales Tax (40210) decreased by (\$37,095.64)
    - BEP Funds (46511) increased by \$93,100.00
  - Net variances due to timing of funds received compared to March 2019
    - Property Taxes (40110) were \$227,283.89 less than received in March 2019. This is due to the timing of Property Taxes collected at the Trustee's office and not an actual decrease overall collections for the fiscal year.
    - Contributions and Gifts (44570) \$30,255.00 more than March 2019 due to donations received.

## **KEY EXPENDITURES (General Fund March 2020)**

### **71100399 – Other Contracted Services**

Expenditures of \$579,734.93 were incurred to the University School for the revenue sharing payment for the month of March 2020. This was for the February revenue sharing calculations.

### **71100499 – Other Supplies & Materials**

The following key expense was incurred in this line item in March 2019.

- \$5,060.95 to Tennessee Office Supply for 270 cases of copy paper

### **7100499-100 – Civics Grant**

Expenses of \$7,700.40 were incurred to the Center for Civic Ed. for instructional materials and computer software

## **EXPENDITURES (cont'd)**

### **72130322 – Evaluation and Testing**

Expenses of \$20,341.50 was incurred to ACT for Fees

### **72220399 – Other Contracted Services**

The total expense incurred in this line item was for \$5,952.50. This was to Mini-Miracles for OT/PT SPED.

### **72250499 – Other Supplies & Materials**

The following key expenses were incurred in this line item for March 2020.

- \$4,017.48 to CDW-G for 12 Viewsonic Projectors for stock
- \$8,040.00 to CDW-G for 30 chrome books & licenses
- \$2,196.13 to ADEMCO for fire alarm components

### **72320399 – Other Contracted Services**

Total expenses of \$7,564.70 were incurred in this line item. The key expense was for \$6,657.37 for copier lease payments at Asbury FRC, DCHS Graphic Arts, Midway, and Central Office

### **72410599 – Other Charges**

Total expenses of \$2,540.33 was incurred to Riddell All American for south side middle school football equipment reconditioning

### **72610399 – Other Contracted Services**

Total expenses of \$5,470.47 were incurred in this line item for March. The key expense items incurred are listed below.

- \$1,200.00 for grease trap services
- \$1,535.00 for pest control services
- \$1,332.62 to Chem-Aqua – DCHS Chiller Maintenance

### **72610599 – Other Charges**

Total expenses \$4,588.70 was incurred in this line item for March. The key expense was as follows:

- \$3,627.00 to Share Corporation for kitchen drain & sewer chemicals

### **72620335 –Maintenance and Repair - Buildings**

The total expenses of \$15,170.45 were incurred to Ferguson Enterprises for a 250 gallon water heater at RVES

## **EXPENDITURES (cont'd)**

### **72620499 – Other Supplies**

The total expenses of \$48,570.32 were incurred in this line item in March. The key expenses were as follows:

- \$4,382.44 for electrical supplies
- \$3,167.25 for HVAC supplies
- \$10,962.90 for plumbing supplies
- \$2,130.00 to Supersod Inc. for 12 pallets at DCHS
- \$3,853.26 to Site One Landscape Supply for 400 bags of soil conditioner for stock
- \$24,101.32 for general maintenance supplies

### **72620701 – Administration Equipment**

The total expense of \$27,717.37 was incurred in March in this line item to Superior Alarm Systems for 80 security cameras and 5 recorders. This was paid for by the Safe Schools Grant

### **72710729 – Transportation Equipment**

The total expense of \$32,314.00 were incurred in March in this line item to Ford of Murfreesboro for a new Ford Transit Cargo Van which was previously BOE approved for purchase through the State Contract

### **Overall March 2020 Expenses Compared to March 2019 Expenses**

Expenses in March 2020 were \$5,796,669.29 compared to \$5,745,744.02 in March 2019. This is only \$50,925.27 more than in March of 2019. The main contributing factor for this slight increase is as follows:

- Expense line item 141E 71100 116 was \$69,374.34 more than March 2019. This was for teacher salary expense which is due to an increase in teaching positions needed at the beginning of the FY20 school year and the pay increase that took effect at the start of fiscal year 2020.

	A	B	C	D	E	F	G	H	I	J	K	L	M	N		
1							<b>SALES TAX ANALYSIS</b>									
2																
3	YEAR	TOTAL	July	August	September	October	November	December	January	February	March	April	May	June		
4																
5	1995-96	7,964,549.95	611,536.43	650,039.30	596,451.81	626,656.64	665,950.77	645,367.17	793,944.02	872,382.08	581,914.60	553,125.28	700,497.25	666,684.60		
6	1996-97	8,336,657.30	668,621.91	695,781.06	645,426.90	665,996.66	712,853.08	700,269.94	714,674.24	917,676.40	636,923.88	635,082.70	639,073.10	704,277.43		
7	1997-98	9,028,886.69	721,817.32	780,093.18	704,916.44	717,825.19	798,852.97	747,016.98	760,728.85	1,024,051.84	649,227.26	638,150.71	787,948.69	698,257.26		
8	1998-99	9,418,336.41	729,516.21	780,343.86	758,281.99	769,388.96	789,685.47	793,285.27	808,672.84	1,049,009.40	669,997.81	685,164.29	785,149.89	799,840.42		
9	1999-00	9,925,491.78	761,578.86	848,424.57	757,359.52	832,656.56	798,763.84	812,346.45	826,725.33	1,142,546.37	711,564.82	750,908.81	878,078.63	804,538.02		
10	2000-01	10,302,344.61	804,204.89	905,337.72	804,216.35	854,382.25	909,453.32	794,725.07	882,257.31	1,178,919.01	758,048.36	742,368.32	860,763.60	807,668.41		
11	2001-02	10,532,891.37	808,555.26	866,353.62	796,577.42	828,852.58	889,601.40	870,074.31	872,050.60	1,199,611.30	768,580.66	790,051.97	938,373.85	904,208.40		
12	2002-03	10,638,027.23	906,277.17	974,296.94	882,472.09	811,952.60	891,857.89	850,620.49	926,239.19	1,186,561.52	763,464.89	727,893.01	896,976.99	819,414.45		
13	2003-04	11,067,961.48	852,744.87	931,182.77	884,455.76	904,582.89	939,687.81	883,319.35	949,214.33	1,224,464.85	796,000.63	798,184.90	971,370.65	932,752.67		
14	2004-05	12,141,242.02	959,427.54	1,003,502.83	961,878.30	960,187.49	981,448.59	962,577.75	1,007,923.70	1,354,489.51	869,026.19	1,061,329.31	1,043,956.65	975,494.16		
15	2005-06	12,336,585.09	955,565.19	1,032,019.38	1,019,556.16	1,105,255.87	1,019,172.70	995,288.52	1,052,343.46	1,443,274.33	811,741.53	876,236.72	1,048,459.42	977,671.81		
16	2006-07	12,847,409.98	1,026,100.62	1,085,657.40	1,035,122.60	1,044,487.23	1,102,319.02	1,016,987.55	980,057.85	1,443,529.82	1,018,080.51	955,096.95	1,130,190.78	1,009,779.65		
17	2007-08	13,475,705.49	1,079,389.94	1,164,602.82	1,112,875.15	1,123,975.96	1,128,221.21	1,082,375.90	1,170,203.04	1,480,368.07	934,432.24	1,003,760.54	1,131,648.39	1,063,852.23		
18	2008-09	13,118,209.41	1,121,283.53	1,163,968.03	1,069,948.56	1,109,937.70	1,119,035.49	1,083,890.72	1,091,466.64	1,441,865.04	858,933.82	992,382.26	1,070,456.28	995,041.34		
19	2009-10	12,609,635.54	1,008,819.19	1,099,406.55	992,789.10	1,066,457.07	1,052,452.00	997,413.03	1,039,892.90	1,366,560.85	888,185.43	945,035.53	1,121,973.47	1,030,650.42		
20	2010-11	13,050,988.91	1,054,228.59	1,128,189.89	1,037,584.63	1,056,839.88	1,086,389.24	1,054,070.16	1,094,354.84	1,429,909.64	867,910.25	1,009,209.95	1,143,124.29	1,089,177.55		
21	2011-12	13,808,173.10	1,081,535.67	1,228,666.98	1,138,627.12	1,132,824.15	1,125,406.77	1,090,432.58	1,133,742.86	1,526,365.45	1,016,848.19	1,065,106.10	1,194,803.93	1,073,813.30		
22	2012-13	13,530,626.40	1,137,511.17	1,176,802.38	1,071,451.21	1,148,396.78	1,150,162.91	1,096,243.83	1,142,826.70	1,516,667.47	785,969.43	1,037,806.81	1,169,086.53	1,097,701.18		
23	2013-14	13,756,487.05	1,138,760.08	1,166,521.54	1,081,327.46	1,126,284.98	1,099,605.17	1,103,883.00	1,136,848.35	1,508,355.06	971,672.20	1,055,143.00	1,275,350.78	1,092,735.43		
24	2014-15	14,057,315.44	1,142,752.51	1,227,623.79	1,131,340.43	1,189,344.14	1,190,743.05	1,134,318.63	1,199,396.63	1,588,182.32	889,370.36	1,008,340.90	1,211,709.73	1,144,192.95		
25	2015-16	14,722,621.29	1,241,008.04	1,233,271.57	1,166,463.36	1,203,804.59	1,229,321.78	1,188,390.71	1,246,671.22	1,641,380.40	1,070,197.64	997,571.40	1,284,815.87	1,219,724.71		
26	2016-17	14,747,100.82	1,183,242.43	1,271,727.15	1,176,910.43	1,236,255.66	1,252,584.64	1,203,060.65	1,234,360.41	1,672,699.50	977,436.65	1,033,968.30	1,288,153.30	1,216,701.70		
27	2017-18	15,349,677.89	1,205,951.87	1,271,772.24	1,218,781.58	1,210,362.79	1,249,834.14	1,202,844.48	1,292,583.56	1,624,509.44	1,147,863.70	1,134,847.93	1,558,692.28	1,231,633.88		
28	2018-19	15,494,923.37	1,278,018.86	1,291,098.17	1,228,129.70	1,291,319.95	1,284,627.33	1,285,032.84	1,328,654.02	1,591,314.78	1,249,696.22	1,156,902.45	1,353,122.68	1,157,006.37		
29	2019-20	12,343,285.37	1,344,150.84	1,344,028.39	1,307,238.15	1,361,539.99	1,316,157.76	1,348,576.15	1,379,403.02	1,729,590.49	1,212,600.58					
30																
31		Prior Year-to-Date Comparison														
32	INC / (DEC)	515,393.50	66,131.98	52,930.22	79,108.45	70,220.04	31,530.43	63,543.31	50,749.00	138,275.71	(37,095.64)					
33																
34																
35	Additional	Budgeted					0%									
36																
37		% of FY19 Budget Collected														
40		15,683,066.00														
41																
42	2000-01	98.756%	7.709%	8.678%	7.709%	8.190%	8.718%	7.618%	8.457%	11.301%	7.267%	7.116%	8.251%	7.742%		
43	2001-02	103.110%	7.915%	8.481%	7.798%	8.114%	8.709%	8.517%	8.537%	11.743%	7.524%	7.734%	9.186%	8.852%		
44	2002-03	97.113%	8.273%	8.894%	8.056%	7.412%	8.142%	7.765%	8.456%	10.832%	6.970%	6.645%	8.188%	7.480%		
45	2003-04	103.131%	7.947%	8.677%	8.241%	8.429%	8.756%	8.231%	8.845%	11.409%	7.417%	7.437%	9.051%	8.691%		
46	2004-05	103.260%	8.160%	8.535%	8.181%	8.166%	8.347%	8.187%	8.572%	11.520%	7.391%	9.026%	8.879%	8.296%		
47	2005-06	100.746%	7.804%	8.428%	8.326%	9.026%	8.323%	8.128%	8.594%	11.786%	6.629%	7.156%	8.562%	7.984%		
48	2006-07	100.277%	8.009%	8.474%	8.079%	8.152%	8.604%	7.938%	7.650%	11.267%	7.946%	7.455%	8.821%	7.882%		
49	2007-08	101.108%	8.099%	8.738%	8.350%	8.433%	8.465%	8.121%	8.780%	11.107%	7.011%	7.531%	8.491%	7.982%		
50	2008-09	99.170%	8.477%	8.799%	8.089%	8.391%	8.460%	8.194%	8.251%	10.900%	6.493%	7.502%	8.092%	7.522%		
51	2009-10	100.000%	8.000%	8.719%	7.873%	8.457%	8.346%	7.910%	8.247%	10.837%	7.044%	7.495%	8.898%	8.174%		
52	2010-11	101.300%	8.183%	8.757%	8.054%	8.203%	8.432%	8.181%	8.494%	11.099%	6.737%	7.833%	8.873%	8.454%		
53	2011-12	101.963%	7.986%	9.073%	8.408%	8.365%	8.310%	8.052%	8.372%	11.271%	7.509%	7.865%	8.823%	7.929%		
54	2012-13	94.995%	7.922%	8.268%	7.528%	8.069%	8.081%	7.702%	8.029%	10.656%	5.522%	7.292%	8.214%	7.712%		
55	2013-14	100.000%	8.278%	8.480%	7.860%	8.187%	7.993%	8.024%	8.264%	10.965%	7.065%	7.670%	9.271%	7.943%		
56	2014-15	102.187%	8.307%	8.924%	8.224%	8.646%	8.656%	8.246%	8.719%	11.545%	6.465%	7.330%	8.808%	8.317%		
57	2015-16	99.477%	8.385%	8.333%	7.882%	8.134%	8.306%	8.030%	8.423%	11.090%	7.231%	6.740%	8.681%	8.241%		
58	2016-17	99.643%	7.995%	8.593%	7.952%	8.353%	8.463%	8.129%	8.340%	11.302%	6.604%	6.986%	8.704%	8.221%		
59	2017-18	102.059%	8.018%	8.456%	8.104%	8.048%	8.310%	7.998%	8.594%	10.801%	7.632%	7.546%	10.364%	8.189%		
60	2018-19	102.177%	8.428%	8.514%	8.099%	8.515%	8.471%	8.474%	8.761%	10.493%	8.241%	7.629%	8.923%	7.630%		
61	2019-20	78.705%	8.571%	8.570%	8.335%	8.682%	8.392%	8.599%	8.795%	11.028%	7.732%					

		CHECK CHECK				
FND	ACCT	OBJ	NUMBER	DATE	VENDOR	AMOUNT
141	72220	355	141211068	03/06/2020	ALLEN, ELLEN	70.50
141	21365	000	141211069	03/06/2020	AMERICAN FIDELITY	8,286.00
141	72620	499	141211070	03/06/2020	ANDY OXY CO INC	23.69
141	71100	429	141211071	03/06/2020	BARNES & NOBLE INC	88.63
141	72210	432	141211071	03/06/2020	BARNES & NOBLE INC	58.96
141	72210	432	141211071	03/06/2020	BARNES & NOBLE INC	2,770.60
141	72210	432	141211071	03/06/2020	BARNES & NOBLE INC	-8.39
141	73400	524	141211071	03/06/2020	BARNES & NOBLE INC	337.70
141	72310	331	141211072	03/06/2020	BENNETT & DECAMP PLL	4,500.00
141	72710	450	141211073	03/06/2020	BEST ONE TIRE	3,399.84
141	72710	450	141211073	03/06/2020	BEST ONE TIRE	225.40
141	72710	450	141211073	03/06/2020	BEST ONE TIRE	2,266.56
141	72210	355	141211074	03/06/2020	BLANTON, SCOTT	154.16
141	71300	429	141211075	03/06/2020	BLUE TARP FINANCIAL	399.80
141	72610	499	141211075	03/06/2020	BLUE TARP FINANCIAL	42.95
141	72620	499	141211075	03/06/2020	BLUE TARP FINANCIAL	93.98
141	72210	432	141211076	03/06/2020	BOUND TO STAY BOUND	20.41
141	72220	355	141211077	03/06/2020	BOWMAN, JEREMY	18.80
141	72120	355	141211078	03/06/2020	BYRD, AMY	10.34
141	72220	355	141211079	03/06/2020	CAMPBELL, AMANDA	144.29
141	71100	429	141211080	03/06/2020	CAMPBELL'S MORRELL M	400.00
141	72250	499	141211081	03/06/2020	CDW GOVERNMENT, INC	16.10
141	72250	499	141211081	03/06/2020	CDW GOVERNMENT, INC	1,032.01
141	72250	499	141211081	03/06/2020	CDW GOVERNMENT, INC	13.83
141	72250	499	141211081	03/06/2020	CDW GOVERNMENT, INC	83.38
141	72250	499	141211081	03/06/2020	CDW GOVERNMENT, INC	370.44
141	72250	499	141211081	03/06/2020	CDW GOVERNMENT, INC	5,896.00
141	72250	499	141211081	03/06/2020	CDW GOVERNMENT, INC	735.00
141	72250	499	141211081	03/06/2020	CDW GOVERNMENT, INC	55.00
141	72250	499	141211081	03/06/2020	CDW GOVERNMENT, INC	350.92
141	72710	453	141211082	03/06/2020	CHAMPION CHEVROLET-C	130.65
141	72710	453	141211082	03/06/2020	CHAMPION CHEVROLET-C	30.55
141	21360	000	141211083	03/06/2020	CHAPTER 13 TRUSTEE	242.00
141	72620	499	141211084	03/06/2020	CITY ELECTRIC SUPPLY	969.67
141	72620	499	141211084	03/06/2020	CITY ELECTRIC SUPPLY	994.65
141	72620	499	141211084	03/06/2020	CITY ELECTRIC SUPPLY	982.80
141	72620	499	141211085	03/06/2020	CLINE-HOLDER ELECTRI	436.06
141	72320	399	141211086	03/06/2020	COMCAST	45.13
141	72220	355	141211087	03/06/2020	CULBERTSON, ALICIA	57.81
141	71300	429	141211088	03/06/2020	DART SIM INC	1,229.92
141	72710	599	141211089	03/06/2020	DIRECT HEALTH CARE	920.00
141	72210	355	141211090	03/06/2020	DUNCAN, HANNAH	7.99
141	72320	355	141211091	03/06/2020	EAN SERVICES LLC	103.66
141	72230	355	141211091	03/06/2020	EAN SERVICES LLC	136.38
141	72320	355	141211091	03/06/2020	EAN SERVICES LLC	99.68
141	72210	355	141211091	03/06/2020	EAN SERVICES LLC	227.30
141	72210	355	141211091	03/06/2020	EAN SERVICES LLC	181.84
141	72210	524	141211091	03/06/2020	EAN SERVICES LLC	51.45
141	72210	524	141211091	03/06/2020	EAN SERVICES LLC	90.92
141	72230	355	141211091	03/06/2020	EAN SERVICES LLC	187.53
141	72620	499	141211092	03/06/2020	FENCO SUPPLY	909.31
141	72620	499	141211092	03/06/2020	FENCO SUPPLY	919.36
141	72230	355	141211093	03/06/2020	FINK, CRYSTAL	78.02
141	21310	000	141211094	03/06/2020	FIRST HORIZON BANK	10,899.71
141	21320	000	141211094	03/06/2020	FIRST HORIZON BANK	20,064.36
141	21325	000	141211094	03/06/2020	FIRST HORIZON BANK	4,968.13

		CHECK CHECK				
FND	ACCT	OBJ	NUMBER	DATE	VENDOR	AMOUNT
141	72610	399	141211095	03/06/2020	FLEENOR SECURITY SYS	818.61
141	72210	432	141211096	03/06/2020	FOLLETT SCHOOL SOLUT	693.78
141	72710	412	141211097	03/06/2020	FUELZ-A MCPHERSON CO	22,086.76
141	72710	425	141211097	03/06/2020	FUELZ-A MCPHERSON CO	10,677.01
141	72210	355	141211098	03/06/2020	FULLBRIGHT, CURTIS	138.18
141	72210	355	141211099	03/06/2020	GARST, JOHNATHAN	158.86
141	72210	355	141211100	03/06/2020	GRANT, BRYON	336.52
141	72210	355	141211101	03/06/2020	HART, TOREY	151.34
141	72220	355	141211102	03/06/2020	IVESTER, ASHLEY	111.86
141	72620	499	141211103	03/06/2020	JOHNSON CITY KUBOTA	785.88
141	72610	454	141211104	03/06/2020	JOHNSON CITY UTILITY	2,378.77
141	72610	454	141211104	03/06/2020	JOHNSON CITY UTILITY	1,437.09
141	72610	454	141211105	03/06/2020	JONESBOROUGH WATER D	3,308.14
141	72610	454	141211105	03/06/2020	JONESBOROUGH WATER D	116.85
141	72610	454	141211105	03/06/2020	JONESBOROUGH WATER D	1,987.75
141	72610	454	141211105	03/06/2020	JONESBOROUGH WATER D	27.50
141	71100	429	141211106	03/06/2020	KAGAN PUBLISHING	34.00
141	72210	355	141211107	03/06/2020	KIERNAN, SUSAN	77.08
141	72210	355	141211108	03/06/2020	KITE, CAITLIN	64.06
141	72210	524	141211109	03/06/2020	KYTE, KARLA	12.68
141	72120	355	141211110	03/06/2020	LANE, PATRICIA	6.58
141	72210	355	141211111	03/06/2020	LAVOIE, SCOTT	528.00
141	72210	524	141211112	03/06/2020	LEONARD, JILL	22.10
141	72230	355	141211113	03/06/2020	LESTER, CARLEY	164.50
141	72620	499	141211114	03/06/2020	LOWE'S	38.30
141	72620	499	141211114	03/06/2020	LOWE'S	96.84
141	72620	499	141211114	03/06/2020	LOWE'S	6.37
141	72620	499	141211114	03/06/2020	LOWE'S	32.29
141	72620	499	141211114	03/06/2020	LOWE'S	24.14
141	72620	499	141211114	03/06/2020	LOWE'S	87.24
141	71300	429	141211114	03/06/2020	LOWE'S	169.78
141	71300	429	141211114	03/06/2020	LOWE'S	780.49
141	72620	499	141211114	03/06/2020	LOWE'S	103.25
141	72620	499	141211114	03/06/2020	LOWE'S	77.96
141	72620	499	141211114	03/06/2020	LOWE'S	-6.76
141	72620	499	141211114	03/06/2020	LOWE'S	42.26
141	72620	499	141211114	03/06/2020	LOWE'S	110.52
141	72620	499	141211114	03/06/2020	LOWE'S	207.90
141	72620	499	141211114	03/06/2020	LOWE'S	47.51
141	72620	499	141211114	03/06/2020	LOWE'S	313.66
141	72620	499	141211114	03/06/2020	LOWE'S	192.93
141	72620	499	141211114	03/06/2020	LOWE'S	112.89
141	72620	499	141211114	03/06/2020	LOWE'S	538.59
141	72620	499	141211114	03/06/2020	LOWE'S	343.12
141	72620	499	141211114	03/06/2020	LOWE'S	464.48
141	72620	499	141211114	03/06/2020	LOWE'S	233.73
141	72710	424	141211114	03/06/2020	LOWE'S	6.54
141	72710	424	141211114	03/06/2020	LOWE'S	5.10
141	72620	499	141211114	03/06/2020	LOWE'S	33.15
141	72620	499	141211115	03/06/2020	LOWE'S	34.81
141	72620	499	141211115	03/06/2020	LOWE'S	95.95
141	72620	499	141211115	03/06/2020	LOWE'S	-3.02
141	72620	499	141211115	03/06/2020	LOWE'S	33.15
141	72620	499	141211115	03/06/2020	LOWE'S	72.91
141	72620	499	141211115	03/06/2020	LOWE'S	77.64
141	72620	499	141211115	03/06/2020	LOWE'S	26.57

		CHECK CHECK				
FND	ACCT	OBJ	NUMBER	DATE	VENDOR	AMOUNT
141	72620	499	1412111115	03/06/2020	LOWE'S	86.83
141	72620	499	1412111115	03/06/2020	LOWE'S	17.75
141	72620	499	1412111115	03/06/2020	LOWE'S	49.82
141	72620	499	1412111115	03/06/2020	LOWE'S	100.08
141	72620	499	1412111115	03/06/2020	LOWE'S	37.97
141	72620	499	1412111115	03/06/2020	LOWE'S	47.60
141	72620	499	1412111115	03/06/2020	LOWE'S	47.36
141	72620	499	1412111115	03/06/2020	LOWE'S	22.14
141	72620	499	1412111115	03/06/2020	LOWE'S	69.75
141	72620	499	1412111115	03/06/2020	LOWE'S	17.99
141	72620	499	1412111115	03/06/2020	LOWE'S	11.43
141	72620	499	1412111115	03/06/2020	LOWE'S	-0.99
141	72620	499	1412111115	03/06/2020	LOWE'S	50.25
141	72620	499	1412111115	03/06/2020	LOWE'S	43.53
141	72620	499	1412111115	03/06/2020	LOWE'S	102.41
141	72620	499	1412111115	03/06/2020	LOWE'S	84.02
141	72620	499	1412111115	03/06/2020	LOWE'S	37.96
141	72620	499	1412111116	03/06/2020	LOWE'S	102.45
141	72620	499	1412111116	03/06/2020	LOWE'S	69.68
141	72620	499	1412111116	03/06/2020	LOWE'S	66.41
141	72620	499	1412111116	03/06/2020	LOWE'S	56.96
141	72620	499	1412111116	03/06/2020	LOWE'S	69.22
141	72620	499	1412111116	03/06/2020	LOWE'S	26.53
141	72620	499	1412111116	03/06/2020	LOWE'S	39.05
141	72620	499	1412111116	03/06/2020	LOWE'S	66.38
141	72620	499	1412111116	03/06/2020	LOWE'S	32.74
141	72620	499	1412111116	03/06/2020	LOWE'S	69.05
141	72620	499	1412111116	03/06/2020	LOWE'S	18.99
141	72620	499	1412111116	03/06/2020	LOWE'S	87.24
141	72620	499	1412111116	03/06/2020	LOWE'S	89.74
141	72620	499	1412111116	03/06/2020	LOWE'S	-7.42
141	72620	499	1412111116	03/06/2020	LOWE'S	44.27
141	72620	499	1412111116	03/06/2020	LOWE'S	120.45
141	72620	499	1412111116	03/06/2020	LOWE'S	146.27
141	72620	499	1412111116	03/06/2020	LOWE'S	-10.45
141	72620	499	1412111116	03/06/2020	LOWE'S	26.80
141	72620	499	1412111116	03/06/2020	LOWE'S	115.23
141	72620	499	1412111116	03/06/2020	LOWE'S	-10.00
141	72620	499	1412111116	03/06/2020	LOWE'S	132.05
141	72220	355	1412111117	03/06/2020	LOYD, KATHY	208.21
141	72710	424	1412111118	03/06/2020	MATHESON TRI-GAS INC	54.94
141	72220	355	1412111119	03/06/2020	MAY, CAROL	45.12
141	72220	355	1412111120	03/06/2020	MAY, JEREMY	88.36
141	72610	399	1412111121	03/06/2020	MCCLAIN'S PEST CONTR	50.00
141	72620	499	1412111122	03/06/2020	MEADE TRACTOR	446.56
141	72620	499	1412111122	03/06/2020	MEADE TRACTOR	820.74
141	71100	429	1412111123	03/06/2020	MOUNTAIN MATH/LANGUA	191.90
141	71100	499	1412111124	03/06/2020	MUSEUMIZE.COM	175.00
141	71100	429	1412111125	03/06/2020	OFFICE DEPOT	92.47
141	71100	429	1412111125	03/06/2020	OFFICE DEPOT	78.78
141	71100	429	1412111125	03/06/2020	OFFICE DEPOT	28.98
141	71100	429	1412111125	03/06/2020	OFFICE DEPOT	23.09
141	71100	429	1412111125	03/06/2020	OFFICE DEPOT	268.42
141	71100	429	1412111125	03/06/2020	OFFICE DEPOT	97.40
141	71100	429	1412111125	03/06/2020	OFFICE DEPOT	198.69
141	71100	429	1412111125	03/06/2020	OFFICE DEPOT	73.78

		CHECK CHECK				
FND	ACCT	OBJ	NUMBER	DATE	VENDOR	AMOUNT
141	71200	429	141211125	03/06/2020	OFFICE DEPOT	91.16
141	71300	429	141211125	03/06/2020	OFFICE DEPOT	66.98
141	71300	429	141211125	03/06/2020	OFFICE DEPOT	455.84
141	21342	000	141211126	03/06/2020	THE OMNI GROUP	100.00
141	21351	000	141211126	03/06/2020	THE OMNI GROUP	50.00
141	21355	000	141211126	03/06/2020	THE OMNI GROUP	400.00
141	21355	000	141211126	03/06/2020	THE OMNI GROUP	150.00
141	21370	000	141211126	03/06/2020	THE OMNI GROUP	57.00
141	72210	432	141211127	03/06/2020	PERMA-BOUND	1,703.56
141	72210	432	141211127	03/06/2020	PERMA-BOUND	115.25
141	72210	432	141211127	03/06/2020	PERMA-BOUND	68.54
141	72210	432	141211127	03/06/2020	PERMA-BOUND	2,731.33
141	72210	432	141211127	03/06/2020	PERMA-BOUND	507.21
141	72210	432	141211127	03/06/2020	PERMA-BOUND	278.63
141	72610	399	141211128	03/06/2020	PREMIER FIRE PROTECT	281.80
141	72620	499	141211129	03/06/2020	QUIK CLEANERS	102.50
141	72210	499	141211130	03/06/2020	QUILL LLC	23.36
141	72210	499	141211130	03/06/2020	QUILL LLC	128.53
141	71300	429	141211130	03/06/2020	QUILL LLC	359.95
141	71300	429	141211130	03/06/2020	QUILL LLC	349.11
141	72320	435	141211130	03/06/2020	QUILL LLC	608.79
141	72250	499	141211130	03/06/2020	QUILL LLC	237.25
141	72250	499	141211130	03/06/2020	QUILL LLC	463.75
141	72250	499	141211130	03/06/2020	QUILL LLC	813.56
141	72250	499	141211130	03/06/2020	QUILL LLC	165.40
141	72250	499	141211130	03/06/2020	QUILL LLC	109.89
141	72250	499	141211130	03/06/2020	QUILL LLC	869.94
141	72250	499	141211130	03/06/2020	QUILL LLC	55.79
141	72250	499	141211130	03/06/2020	QUILL LLC	741.22
141	72250	499	141211130	03/06/2020	QUILL LLC	99.99
141	72320	399	141211131	03/06/2020	RICOH USA, INC	5,163.17
141	72320	399	141211131	03/06/2020	RICOH USA, INC	485.96
141	72220	355	141211132	03/06/2020	ROSE, DONNA	65.80
141	71100	429	141211133	03/06/2020	SCHOLASTIC MAGAZINES	72.93
141	71100	429	141211133	03/06/2020	SCHOLASTIC MAGAZINES	140.06
141	71100	429	141211134	03/06/2020	SCHOLASTIC BOOK CLUB	98.87
141	71100	429	141211135	03/06/2020	SCHOOL SPECIALTY INC	474.63
141	72220	355	141211136	03/06/2020	SELF, LEA	158.39
141	72620	499	141211137	03/06/2020	SHERWIN WILLIAMS	584.80
141	72220	355	141211138	03/06/2020	ST JOHN, SEBRENA	187.06
141	72220	355	141211139	03/06/2020	STORIE, KAYLA	92.12
141	72220	355	141211140	03/06/2020	TEILMANN, CHRISTIE	34.78
141	21360	000	141211141	03/06/2020	TENN CHILD SUPPORT	361.84
141	72620	499	141211142	03/06/2020	TENNESSEE OFFICE SUP	2,721.23
141	21380	000	141211143	03/06/2020	THE TENNESSEE CREDIT	100.00
141	72120	355	141211144	03/06/2020	THOMAS, KARRIE	73.32
141	72210	355	141211145	03/06/2020	THOMAS, ROSE	109.04
141	72220	355	141211146	03/06/2020	THOMPSON, LESLIE	207.27
141	72620	499	141211147	03/06/2020	TMS SOUTH	307.78
141	72220	355	141211148	03/06/2020	TRAINOR, THEVA	19.74
141	72610	399	141211149	03/06/2020	VALLEY PROTEINS	1,200.00
141	71200	599	141211150	03/06/2020	VERIZON WIRELESS	61.36
141	72320	307	141211150	03/06/2020	VERIZON WIRELESS	2,355.81
141	72120	355	141211151	03/06/2020	WAGNER, KELLY	117.03
141	72120	355	141211151	03/06/2020	WAGNER, KELLY	60.93
141	73300	422	141211152	03/06/2020	WASHINGTON COUNTY FO	125.00

		CHECK CHECK				
FND	ACCT	OBJ	NUMBER	DATE	VENDOR	AMOUNT
141	72210	524	141211164	03/10/2020	CHICK FIL-A	172.45
141	72120	355	141211165	03/10/2020	COLLETTE, TERESA	195.52
141	72410	355	141211166	03/10/2020	KITE, JOSH	336.52
141	71100	429	141211167	03/10/2020	LAMAR SCHOOL	1,798.00
141	72120	355	141211168	03/10/2020	ROGERS, CARRIE	35.72
141	21330	000	141211170	03/11/2020	GREAT WEST	45,896.24
141	21344	000	141211171	03/11/2020	HORACE MANN INSURANC	2,960.02
141	21351	000	141211171	03/11/2020	HORACE MANN INSURANC	530.00
141	21351	000	141211171	03/11/2020	HORACE MANN INSURANC	410.60
141	21342	000	141211172	03/11/2020	MASS MUTUAL FINANCIA	292.34
141	21342	000	141211172	03/11/2020	MASS MUTUAL FINANCIA	27.23
141	21342	000	141211172	03/11/2020	MASS MUTUAL FINANCIA	163.28
141	21342	000	141211172	03/11/2020	MASS MUTUAL FINANCIA	113.92
141	21342	000	141211173	03/11/2020	THE OMNI GROUP	7,557.96
141	21351	000	141211173	03/11/2020	THE OMNI GROUP	4,130.00
141	21355	000	141211173	03/11/2020	THE OMNI GROUP	1,600.00
141	21357	000	141211173	03/11/2020	THE OMNI GROUP	450.00
141	21366	000	141211173	03/11/2020	THE OMNI GROUP	9,759.00
141	21370	000	141211173	03/11/2020	THE OMNI GROUP	1,033.00
141	21340	000	141211174	03/11/2020	PAY FLEX	16,016.66
141	21348	000	141211174	03/11/2020	PAY FLEX	8,735.00
141	21358	000	141211175	03/11/2020	TENN CONSOLIDATED RE	1,031.73
141	21359	000	141211175	03/11/2020	TENN CONSOLIDATED RE	13,321.06
141	21330	000	141211175	03/11/2020	TENN CONSOLIDATED RE	394,823.56
141	21380	000	141211176	03/11/2020	THE TENNESSEE CREDIT	7,799.82
141	21349	000	141211177	03/11/2020	UNITED WAY OF WASH C	87.00
141	21360	000	141211178	03/11/2020	WASHINGTON CO GENERA	854.73
141	21360	000	141211178	03/11/2020	WASHINGTON CO GENERA	851.54
141	21360	000	141211179	03/11/2020	WASHINGTON CO CIRCUI	314.74
141	71300	429	141211196	03/13/2020	3D UNIVERSE LLC	309.00
141	72130	322	141211197	03/13/2020	ACT	20,647.50
141	72130	322	141211197	03/13/2020	ACT	-558.00
141	72250	499	141211198	03/13/2020	ADEMCO INC, DBA ADI	1,900.71
141	72250	499	141211198	03/13/2020	ADEMCO INC, DBA ADI	295.42
141	72710	453	141211199	03/13/2020	ADVANCE AUTO PARTS	299.97
141	72710	453	141211199	03/13/2020	ADVANCE AUTO PARTS	7.82
141	72710	453	141211199	03/13/2020	ADVANCE AUTO PARTS	129.99
141	72710	453	141211199	03/13/2020	ADVANCE AUTO PARTS	129.99
141	72710	453	141211199	03/13/2020	ADVANCE AUTO PARTS	15.63
141	72710	453	141211199	03/13/2020	ADVANCE AUTO PARTS	47.82
141	72710	453	141211199	03/13/2020	ADVANCE AUTO PARTS	15.65
141	72710	453	141211199	03/13/2020	ADVANCE AUTO PARTS	7.00
141	72710	453	141211199	03/13/2020	ADVANCE AUTO PARTS	60.00
141	72710	453	141211199	03/13/2020	ADVANCE AUTO PARTS	-72.14
141	72710	453	141211199	03/13/2020	ADVANCE AUTO PARTS	3.88
141	72710	453	141211199	03/13/2020	ADVANCE AUTO PARTS	-15.65
141	72710	453	141211199	03/13/2020	ADVANCE AUTO PARTS	7.00
141	72710	453	141211199	03/13/2020	ADVANCE AUTO PARTS	14.71
141	72710	453	141211199	03/13/2020	ADVANCE AUTO PARTS	95.12
141	72710	453	141211199	03/13/2020	ADVANCE AUTO PARTS	35.09
141	72710	453	141211199	03/13/2020	ADVANCE AUTO PARTS	30.00
141	72710	453	141211199	03/13/2020	ADVANCE AUTO PARTS	60.79
141	72710	453	141211199	03/13/2020	ADVANCE AUTO PARTS	-35.09
141	72710	453	141211199	03/13/2020	ADVANCE AUTO PARTS	88.36
141	72710	453	141211199	03/13/2020	ADVANCE AUTO PARTS	30.00
141	72710	453	141211199	03/13/2020	ADVANCE AUTO PARTS	6.00

		CHECK CHECK				
FND	ACCT	OBJ	NUMBER	DATE	VENDOR	AMOUNT
141	72710	453	141211199	03/13/2020	ADVANCE AUTO PARTS	12.87
141	72710	453	141211199	03/13/2020	ADVANCE AUTO PARTS	27.59
141	72710	453	141211199	03/13/2020	ADVANCE AUTO PARTS	10.44
141	72710	453	141211199	03/13/2020	ADVANCE AUTO PARTS	133.20
141	72710	453	141211199	03/13/2020	ADVANCE AUTO PARTS	470.00
141	72710	453	141211199	03/13/2020	ADVANCE AUTO PARTS	63.18
141	72620	499	141211200	03/13/2020	AIRGAS INC, SOUTH DI	16.53
141	72710	330	141211201	03/13/2020	ALLY	350.54
141	73300	499	141211202	03/13/2020	AMERICAN RED CROSS	30.00
141	21343	000	141211203	03/13/2020	AMERICAN FIDELITY	424.19
141	72610	434	141211204	03/13/2020	ATMOS ENERGY	466.60
141	72610	434	141211204	03/13/2020	ATMOS ENERGY	365.52
141	72610	434	141211204	03/13/2020	ATMOS ENERGY	983.29
141	72610	434	141211204	03/13/2020	ATMOS ENERGY	600.67
141	72610	434	141211204	03/13/2020	ATMOS ENERGY	957.56
141	72610	434	141211204	03/13/2020	ATMOS ENERGY	39.00
141	72610	434	141211204	03/13/2020	ATMOS ENERGY	2,485.16
141	71100	499	141211205	03/13/2020	BANKCARD CENTER	191.52
141	71300	429	141211205	03/13/2020	BANKCARD CENTER	335.00
141	72210	355	141211205	03/13/2020	BANKCARD CENTER	151.02
141	72210	524	141211205	03/13/2020	BANKCARD CENTER	1,699.00
141	72230	336	141211205	03/13/2020	BANKCARD CENTER	985.00
141	72310	355	141211205	03/13/2020	BANKCARD CENTER	1,186.30
141	72320	355	141211205	03/13/2020	BANKCARD CENTER	1,034.01
141	71100	499	141211205	03/13/2020	BANKCARD CENTER	251.10
141	72620	499	141211206	03/13/2020	BARNARD ROOFING	603.00
141	72710	453	141211207	03/13/2020	BBVA USA	435.77
141	72610	499	141211208	03/13/2020	BLUE WATER INDUSTRIE	187.06
141	72710	499	141211208	03/13/2020	BLUE WATER INDUSTRIE	340.12
141	72620	499	141211208	03/13/2020	BLUE WATER INDUSTRIE	73.90
141	71100	499	141211209	03/13/2020	BOONES CREEK ELEMENT	95.00
141	71300	429	141211210	03/13/2020	CDW GOVERNMENT, INC	2,106.76
141	71100	499	141211211	03/13/2020	CENTER FOR CIVIC ED	7,700.40
141	72610	599	141211212	03/13/2020	CENTURYLINK	125.98
141	72610	599	141211212	03/13/2020	CENTURYLINK	27.62
141	71100	499	141211213	03/13/2020	CHICK FIL-A	160.95
141	72410	355	141211214	03/13/2020	CHRISTIAN, AARON	41.36
141	72610	454	141211215	03/13/2020	CHUCKEY UTILITY DIST	313.00
141	72610	599	141211216	03/13/2020	CINTAS CORPORATION #	48.62
141	72610	599	141211216	03/13/2020	CINTAS CORPORATION #	48.62
141	72610	599	141211216	03/13/2020	CINTAS CORPORATION #	48.77
141	72610	599	141211216	03/13/2020	CINTAS CORPORATION #	49.49
141	72610	599	141211216	03/13/2020	CINTAS CORPORATION #	44.45
141	72610	599	141211216	03/13/2020	CINTAS CORPORATION #	44.45
141	72610	599	141211216	03/13/2020	CINTAS CORPORATION #	44.45
141	72610	599	141211216	03/13/2020	CINTAS CORPORATION #	45.25
141	72610	599	141211216	03/13/2020	CINTAS CORPORATION #	69.33
141	72610	599	141211216	03/13/2020	CINTAS CORPORATION #	69.67
141	72610	599	141211216	03/13/2020	CINTAS CORPORATION #	71.98
141	72610	599	141211216	03/13/2020	CINTAS CORPORATION #	72.84
141	72610	599	141211216	03/13/2020	CINTAS CORPORATION #	25.00
141	72610	599	141211216	03/13/2020	CINTAS CORPORATION #	25.00
141	72610	599	141211216	03/13/2020	CINTAS CORPORATION #	25.00
141	72610	599	141211216	03/13/2020	CINTAS CORPORATION #	25.00
141	72620	599	141211216	03/13/2020	CINTAS CORPORATION #	370.59
141	72710	599	141211216	03/13/2020	CINTAS CORPORATION #	161.15

		CHECK CHECK				
FND	ACCT	OBJ	NUMBER	DATE	VENDOR	AMOUNT
141	72620	599	141211216	03/13/2020	CINTAS CORPORATION #	367.49
141	72710	599	141211216	03/13/2020	CINTAS CORPORATION #	161.15
141	72620	599	141211216	03/13/2020	CINTAS CORPORATION #	366.80
141	72710	599	141211216	03/13/2020	CINTAS CORPORATION #	160.58
141	72620	599	141211216	03/13/2020	CINTAS CORPORATION #	381.18
141	72710	599	141211216	03/13/2020	CINTAS CORPORATION #	162.45
141	72610	454	141211217	03/13/2020	CITY OF KINGSPORT	1,484.75
141	72230	355	141211218	03/13/2020	DBHS AGRICULTURE DEP	1,710.00
141	72230	355	141211219	03/13/2020	DCHS COSMETOLOGY DEP	1,542.00
141	72230	355	141211220	03/13/2020	DCHS GRAPHIC ARTS	1,097.00
141	72230	355	141211221	03/13/2020	DCHS WELDING DEPT	1,336.00
141	72210	432	141211222	03/13/2020	DEMCO	592.71
141	72620	499	141211223	03/13/2020	DOWN TO EARTH	114.84
141	72620	499	141211223	03/13/2020	DOWN TO EARTH	87.00
141	72250	399	141211224	03/13/2020	ENA SERVICES	466.67
141	72250	350	141211224	03/13/2020	ENA SERVICES	5,840.00
141	72220	499	141211225	03/13/2020	ETSU PARKING OFFICE	160.00
141	72210	524	141211226	03/13/2020	FOOD CITY	259.36
141	72310	599	141211226	03/13/2020	FOOD CITY	201.91
141	72810	499	141211226	03/13/2020	FOOD CITY	161.93
141	72410	355	141211227	03/13/2020	GOOD, DANNY	295.16
141	72710	499	141211228	03/13/2020	GREENEVILLE OIL & PE	497.50
141	72710	425	141211228	03/13/2020	GREENEVILLE OIL & PE	1,048.75
141	72230	355	141211229	03/13/2020	HALE, CHARLES	100.58
141	72610	410	141211230	03/13/2020	HOME DEPOT PRO	514.66
141	72610	410	141211230	03/13/2020	HOME DEPOT PRO	100.10
141	72620	599	141211230	03/13/2020	HOME DEPOT PRO	158.24
141	72610	410	141211230	03/13/2020	HOME DEPOT PRO	954.86
141	72610	410	141211230	03/13/2020	HOME DEPOT PRO	1,318.79
141	72610	410	141211230	03/13/2020	HOME DEPOT PRO	1,073.83
141	72610	410	141211230	03/13/2020	HOME DEPOT PRO	1,022.05
141	72610	410	141211230	03/13/2020	HOME DEPOT PRO	508.37
141	72610	410	141211230	03/13/2020	HOME DEPOT PRO	196.64
141	72610	410	141211230	03/13/2020	HOME DEPOT PRO	1,071.05
141	72610	410	141211230	03/13/2020	HOME DEPOT PRO	1,329.89
141	72610	410	141211230	03/13/2020	HOME DEPOT PRO	617.75
141	72610	410	141211230	03/13/2020	HOME DEPOT PRO	186.60
141	72220	499	141211231	03/13/2020	INGLES MARKETS, INC	74.20
141	72220	499	141211231	03/13/2020	INGLES MARKETS, INC	39.61
141	72710	453	141211232	03/13/2020	INTERSTATE BATTERY S	639.60
141	71100	499	141211233	03/13/2020	J W PEPPER & SON, IN	14.79
141	72210	432	141211234	03/13/2020	JUNIOR LIBRARY GUILD	3,040.16
141	72710	450	141211235	03/13/2020	LARRY'S TIRE CENTER	3,150.00
141	72610	399	141211236	03/13/2020	LEO'S PEST CONTROL	125.00
141	72610	399	141211236	03/13/2020	LEO'S PEST CONTROL	100.00
141	72610	399	141211236	03/13/2020	LEO'S PEST CONTROL	30.00
141	72610	399	141211236	03/13/2020	LEO'S PEST CONTROL	100.00
141	72610	399	141211236	03/13/2020	LEO'S PEST CONTROL	90.00
141	72610	399	141211236	03/13/2020	LEO'S PEST CONTROL	150.00
141	72610	399	141211236	03/13/2020	LEO'S PEST CONTROL	60.00
141	72130	499	141211237	03/13/2020	MARCO PRODUCTS	43.90
141	72620	499	141211238	03/13/2020	MCCALL COMMERCIAL FE	725.00
141	72220	399	141211239	03/13/2020	MINI MIRACLES THERAP	5,247.50
141	72220	399	141211239	03/13/2020	MINI MIRACLES THERAP	705.00
141	72220	355	141211240	03/13/2020	MOLL, ALYCIA	46.06
141	71300	429	141211241	03/13/2020	MSC INDUSTRIAL SUPPL	618.37

		CHECK CHECK				
FND	ACCT	OBJ	NUMBER	DATE	VENDOR	AMOUNT
141	71300	429	141211241	03/13/2020	MSC INDUSTRIAL SUPPL	335.09
141	71100	499	141211242	03/13/2020	MUSICAL SOURCE INC	247.75
141	71300	429	141211243	03/13/2020	NASCO	816.12
141	72250	499	141211244	03/13/2020	NewEgg Business	177.90
141	72250	499	141211244	03/13/2020	NewEgg Business	209.70
141	72250	499	141211245	03/13/2020	PCM	88.87
141	72320	399	141211246	03/13/2020	PITNEY BOWES GLOBAL	862.20
141	72130	499	141211247	03/13/2020	PLAY THERAPY SUPPLY	109.24
141	72130	499	141211247	03/13/2020	PLAY THERAPY SUPPLY	208.94
141	72610	328	141211248	03/13/2020	PREMIERE BUILDING MA	5,285.25
141	72610	328	141211248	03/13/2020	PREMIERE BUILDING MA	5,822.48
141	72610	328	141211248	03/13/2020	PREMIERE BUILDING MA	3,397.42
141	72610	328	141211248	03/13/2020	PREMIERE BUILDING MA	5,307.39
141	72610	328	141211248	03/13/2020	PREMIERE BUILDING MA	4,555.12
141	72610	328	141211248	03/13/2020	PREMIERE BUILDING MA	5,525.34
141	72610	328	141211248	03/13/2020	PREMIERE BUILDING MA	4,161.20
141	72610	328	141211248	03/13/2020	PREMIERE BUILDING MA	4,113.70
141	72610	328	141211248	03/13/2020	PREMIERE BUILDING MA	12,530.10
141	72610	328	141211248	03/13/2020	PREMIERE BUILDING MA	12,530.10
141	72610	328	141211248	03/13/2020	PREMIERE BUILDING MA	5,836.02
141	72610	328	141211248	03/13/2020	PREMIERE BUILDING MA	207.00
141	72210	355	141211249	03/13/2020	RIVERS, KIM	9.40
141	72250	499	141211250	03/13/2020	SHIELDS ELECTRONICS	173.01
141	72620	499	141211251	03/13/2020	SITE ONE LANDSCAPE S	756.96
141	72620	499	141211251	03/13/2020	SITE ONE LANDSCAPE S	756.96
141	72620	499	141211251	03/13/2020	SITE ONE LANDSCAPE S	756.96
141	72620	499	141211251	03/13/2020	SITE ONE LANDSCAPE S	756.96
141	72620	499	141211251	03/13/2020	SITE ONE LANDSCAPE S	756.96
141	72620	499	141211251	03/13/2020	SITE ONE LANDSCAPE S	68.46
141	72610	599	141211252	03/13/2020	SIX RIVERS MEDIA LLC	50.18
141	72510	399	141211253	03/13/2020	SQUIBB, RACHEL	975.00
141	71300	429	141211254	03/13/2020	STOCK POT	2,466.75
141	72310	399	141211255	03/13/2020	TENN SCHOOL BOARDS A	2,000.00
141	72620	499	141211256	03/13/2020	TRANE COMPANY	566.45
141	72610	499	141211257	03/13/2020	TRI CITY MOWER & SAW	229.95
141	72710	453	141211258	03/13/2020	TRIAD FREIGHTLINER	148.76
141	72710	453	141211258	03/13/2020	TRIAD FREIGHTLINER	128.52
141	72710	453	141211258	03/13/2020	TRIAD FREIGHTLINER	60.51
141	72710	453	141211258	03/13/2020	TRIAD FREIGHTLINER	127.36
141	72710	453	141211258	03/13/2020	TRIAD FREIGHTLINER	53.03
141	72710	453	141211259	03/13/2020	TRUCK PRO	821.99
141	72710	453	141211259	03/13/2020	TRUCK PRO	186.84
141	72710	453	141211259	03/13/2020	TRUCK PRO	1,233.47
141	72710	453	141211259	03/13/2020	TRUCK PRO	-21.20
141	72710	453	141211259	03/13/2020	TRUCK PRO	1,446.44
141	72710	453	141211259	03/13/2020	TRUCK PRO	286.32
141	72710	453	141211259	03/13/2020	TRUCK PRO	70.14
141	72710	453	141211259	03/13/2020	TRUCK PRO	63.54
141	72710	453	141211259	03/13/2020	TRUCK PRO	94.69
141	72710	453	141211259	03/13/2020	TRUCK PRO	329.52
141	72710	453	141211259	03/13/2020	TRUCK PRO	50.52
141	72710	453	141211259	03/13/2020	TRUCK PRO	1,736.39
141	72710	453	141211259	03/13/2020	TRUCK PRO	-668.44
141	72710	453	141211259	03/13/2020	TRUCK PRO	58.24
141	72710	453	141211259	03/13/2020	TRUCK PRO	-14.96
141	72710	453	141211259	03/13/2020	TRUCK PRO	-18.36

		CHECK CHECK				
FND	ACCT	OBJ	NUMBER	DATE	VENDOR	AMOUNT
141	72710	453	141211259	03/13/2020	TRUCK PRO	-16.47
141	72710	453	141211259	03/13/2020	TRUCK PRO	-52.95
141	72710	453	141211259	03/13/2020	TRUCK PRO	223.82
141	72710	453	141211259	03/13/2020	TRUCK PRO	80.00
141	72710	453	141211259	03/13/2020	TRUCK PRO	167.28
141	72710	453	141211259	03/13/2020	TRUCK PRO	60.00
141	72620	499	141211260	03/13/2020	TRUCK TOYS & MORE	399.95
141	72210	355	141211261	03/13/2020	TWANA MCKINNEY	219.49
141	72620	499	141211262	03/13/2020	UNITED RENTALS	561.83
141	72620	499	141211262	03/13/2020	UNITED RENTALS	571.03
141	72620	499	141211262	03/13/2020	UNITED RENTALS	199.19
141	72620	499	141211263	03/13/2020	UNITED REFRIGERATION	772.13
141	72320	307	141211264	03/13/2020	VERIZON WIRELESS	120.46
141	72250	499	141211264	03/13/2020	VERIZON WIRELESS	29.99
141	21348	000	141211265	03/13/2020	WASHINGTON COUNTY IN	130,817.80
141	21340	000	141211265	03/13/2020	WASHINGTON COUNTY IN	541,037.56
141	73100	207	141211265	03/13/2020	WASHINGTON COUNTY IN	34,642.86
141	72620	499	141211266	03/13/2020	WASHINGTON FARMERS C	966.85
141	72620	499	141211266	03/13/2020	WASHINGTON FARMERS C	800.00
141	72620	499	141211266	03/13/2020	WASHINGTON FARMERS C	990.00
141	72620	499	141211266	03/13/2020	WASHINGTON FARMERS C	151.70
141	72620	499	141211266	03/13/2020	WASHINGTON FARMERS C	456.50
141	72620	499	141211266	03/13/2020	WASHINGTON FARMERS C	-383.95
141	71100	499	141211267	03/13/2020	WASHINGTON COUNTY FO	585.00
141	72210	524	141211267	03/13/2020	WASHINGTON COUNTY FO	320.00
141	72710	453	141211268	03/13/2020	WEST HILLS TRACTOR,	39.58
141	72710	453	141211268	03/13/2020	WEST HILLS TRACTOR,	143.36
141	72620	499	141211269	03/13/2020	WILLIAMS ELECTRIC SU	999.26
141	72210	499	141211270	03/19/2020	4IMPRINT INC	433.58
141	72130	322	141211271	03/19/2020	ACT	252.00
141	72210	355	141211272	03/19/2020	AKIN, JACOB	80.37
141	72220	355	141211273	03/19/2020	ALLEN, ELLEN	42.30
141	72620	499	141211274	03/19/2020	ALUMINUM & GLASS SYS	27.76
141	72620	499	141211275	03/19/2020	AMERICAN HOME SUPPLY	31.77
141	73300	499	141211276	03/19/2020	AMERICAN RED CROSS	60.00
141	72620	599	141211277	03/19/2020	APPLE INC	399.00
141	72610	434	141211278	03/19/2020	ATMOS ENERGY	779.37
141	72610	434	141211278	03/19/2020	ATMOS ENERGY	2,444.99
141	72610	434	141211278	03/19/2020	ATMOS ENERGY	405.67
141	72620	499	141211279	03/19/2020	BATTERIES PLUS LLC	35.75
141	72620	499	141211279	03/19/2020	BATTERIES PLUS LLC	174.87
141	72610	415	141211280	03/19/2020	BRIGHT RIDGE	9,790.77
141	72610	415	141211280	03/19/2020	BRIGHT RIDGE	2,876.25
141	72610	415	141211280	03/19/2020	BRIGHT RIDGE	2,677.76
141	72610	415	141211280	03/19/2020	BRIGHT RIDGE	10,256.35
141	72610	415	141211280	03/19/2020	BRIGHT RIDGE	3,062.63
141	72610	415	141211280	03/19/2020	BRIGHT RIDGE	12,485.31
141	72610	415	141211280	03/19/2020	BRIGHT RIDGE	5,296.11
141	72610	415	141211280	03/19/2020	BRIGHT RIDGE	9,781.06
141	72610	415	141211280	03/19/2020	BRIGHT RIDGE	8,032.19
141	72610	415	141211280	03/19/2020	BRIGHT RIDGE	6,331.32
141	72610	415	141211280	03/19/2020	BRIGHT RIDGE	10,415.68
141	72610	415	141211280	03/19/2020	BRIGHT RIDGE	6,301.36
141	72610	415	141211280	03/19/2020	BRIGHT RIDGE	8,307.36
141	72610	415	141211280	03/19/2020	BRIGHT RIDGE	8,699.72
141	72610	415	141211280	03/19/2020	BRIGHT RIDGE	25,772.16

		CHECK CHECK				
FND	ACCT	OBJ	NUMBER	DATE	VENDOR	AMOUNT
141	72610	415	141211280	03/19/2020	BRIGHT RIDGE	24,899.66
141	72610	415	141211280	03/19/2020	BRIGHT RIDGE	12,596.80
141	72250	499	141211281	03/19/2020	CDW GOVERNMENT, INC	4,017.48
141	72250	499	141211281	03/19/2020	CDW GOVERNMENT, INC	276.68
141	72250	499	141211281	03/19/2020	CDW GOVERNMENT, INC	550.55
141	72250	499	141211281	03/19/2020	CDW GOVERNMENT, INC	75.00
141	72250	499	141211281	03/19/2020	CDW GOVERNMENT, INC	138.30
141	72250	499	141211281	03/19/2020	CDW GOVERNMENT, INC	276.60
141	72250	499	141211281	03/19/2020	CDW GOVERNMENT, INC	2,144.00
141	72250	499	141211281	03/19/2020	CDW GOVERNMENT, INC	140.45
141	21360	000	141211282	03/19/2020	CHAPTER 13 TRUSTEE	242.00
141	72610	399	141211283	03/19/2020	CHEM-AQUA INC	1,332.62
141	72120	355	141211284	03/19/2020	COLLETTE, TERESA	74.26
141	72710	599	141211285	03/19/2020	DOCTOR'S CARE	515.00
141	72320	307	141211286	03/19/2020	ENA SERVICES LLC	276.60
141	72320	307	141211286	03/19/2020	ENA SERVICES LLC	405.36
141	72320	307	141211286	03/19/2020	ENA SERVICES LLC	613.03
141	72320	307	141211286	03/19/2020	ENA SERVICES LLC	513.22
141	72320	307	141211286	03/19/2020	ENA SERVICES LLC	186.50
141	72320	307	141211286	03/19/2020	ENA SERVICES LLC	307.24
141	72320	307	141211286	03/19/2020	ENA SERVICES LLC	238.64
141	72320	307	141211286	03/19/2020	ENA SERVICES LLC	231.88
141	72320	307	141211286	03/19/2020	ENA SERVICES LLC	201.14
141	72320	307	141211286	03/19/2020	ENA SERVICES LLC	227.54
141	72320	307	141211286	03/19/2020	ENA SERVICES LLC	247.98
141	72320	307	141211286	03/19/2020	ENA SERVICES LLC	421.06
141	72320	307	141211286	03/19/2020	ENA SERVICES LLC	204.12
141	72320	307	141211286	03/19/2020	ENA SERVICES LLC	204.98
141	72710	307	141211286	03/19/2020	ENA SERVICES LLC	55.32
141	72620	307	141211286	03/19/2020	ENA SERVICES LLC	236.98
141	72320	307	141211286	03/19/2020	ENA SERVICES LLC	469.22
141	72320	307	141211286	03/19/2020	ENA SERVICES LLC	221.94
141	72320	307	141211286	03/19/2020	ENA SERVICES LLC	906.64
141	73300	599	141211286	03/19/2020	ENA SERVICES LLC	103.82
141	72620	499	141211287	03/19/2020	FERGUSON ENTERPRISES	744.15
141	72620	499	141211287	03/19/2020	FERGUSON ENTERPRISES	691.06
141	72620	335	141211287	03/19/2020	FERGUSON ENTERPRISES	15,170.45
141	72620	499	141211287	03/19/2020	FERGUSON ENTERPRISES	969.90
141	72620	499	141211287	03/19/2020	FERGUSON ENTERPRISES	989.62
141	72620	499	141211287	03/19/2020	FERGUSON ENTERPRISES	984.10
141	72620	499	141211287	03/19/2020	FERGUSON ENTERPRISES	624.48
141	72620	499	141211287	03/19/2020	FERGUSON ENTERPRISES	159.77
141	72620	499	141211287	03/19/2020	FERGUSON ENTERPRISES	380.37
141	72620	499	141211287	03/19/2020	FERGUSON ENTERPRISES	243.17
141	72620	499	141211287	03/19/2020	FERGUSON ENTERPRISES	858.70
141	72620	499	141211287	03/19/2020	FERGUSON ENTERPRISES	717.52
141	21310	000	141211288	03/19/2020	FIRST HORIZON BANK	9,891.99
141	21320	000	141211288	03/19/2020	FIRST HORIZON BANK	15,935.94
141	21325	000	141211288	03/19/2020	FIRST HORIZON BANK	3,780.71
141	72210	336	141211289	03/19/2020	FOLLETT SCHOOL SOLUT	253.63
141	72210	432	141211289	03/19/2020	FOLLETT SCHOOL SOLUT	488.48
141	72210	432	141211289	03/19/2020	FOLLETT SCHOOL SOLUT	57.52
141	72710	729	141211290	03/19/2020	FORD OF MURFREESBORO	32,314.00
141	72210	355	141211291	03/19/2020	GARST, JOHNATHAN	97.29
141	72210	355	141211291	03/19/2020	GARST, JOHNATHAN	84.60
141	72210	355	141211292	03/19/2020	GOUGE, STEPHANIE	104.34

		CHECK CHECK				
FND	ACCT	OBJ	NUMBER	DATE	VENDOR	AMOUNT
141	72320	399	141211293	03/19/2020	GREAT AMERICA FINANC	169.98
141	72210	355	141211294	03/19/2020	HART, TOREY	141.47
141	73300	355	141211295	03/19/2020	HITE, MEGAN	40.42
141	71300	429	141211296	03/19/2020	HOLSTON GASES	368.04
141	71300	429	141211296	03/19/2020	HOLSTON GASES	12.50
141	71300	429	141211296	03/19/2020	HOLSTON GASES	75.00
141	71300	429	141211296	03/19/2020	HOLSTON GASES	387.50
141	72230	336	141211296	03/19/2020	HOLSTON GASES	464.40
141	72210	355	141211297	03/19/2020	HUNT, BARBARA	67.68
141	72220	355	141211298	03/19/2020	IVESTER, ASHLEY	47.94
141	72230	355	141211299	03/19/2020	JEFFERS, KEITH	67.68
141	72610	454	141211300	03/19/2020	JOHNSON CITY UTILITY	1,218.62
141	72610	454	141211300	03/19/2020	JOHNSON CITY UTILITY	1,341.93
141	72610	454	141211300	03/19/2020	JOHNSON CITY UTILITY	4,093.49
141	72610	359	141211300	03/19/2020	JOHNSON CITY UTILITY	968.00
141	72610	359	141211300	03/19/2020	JOHNSON CITY UTILITY	898.50
141	72610	359	141211300	03/19/2020	JOHNSON CITY UTILITY	224.50
141	72610	359	141211300	03/19/2020	JOHNSON CITY UTILITY	259.00
141	72610	359	141211300	03/19/2020	JOHNSON CITY UTILITY	338.51
141	72610	359	141211300	03/19/2020	JOHNSON CITY UTILITY	472.71
141	72610	359	141211300	03/19/2020	JOHNSON CITY UTILITY	230.35
141	72610	359	141211300	03/19/2020	JOHNSON CITY UTILITY	94.30
141	72610	454	141211300	03/19/2020	JOHNSON CITY UTILITY	551.37
141	72610	454	141211300	03/19/2020	JOHNSON CITY UTILITY	21.61
141	72610	454	141211300	03/19/2020	JOHNSON CITY UTILITY	1,929.57
141	72610	359	141211300	03/19/2020	JOHNSON CITY UTILITY	6,648.00
141	72610	359	141211301	03/19/2020	JONESBOROUGH WATER D	120.00
141	72610	454	141211301	03/19/2020	JONESBOROUGH WATER D	89.33
141	72210	355	141211302	03/19/2020	KYTE, KARLA	177.66
141	72120	355	141211303	03/19/2020	LANE, PATRICIA	30.55
141	73300	355	141211304	03/19/2020	LANE, TINA	36.66
141	72610	399	141211305	03/19/2020	LEO'S PEST CONTROL	450.00
141	72610	399	141211305	03/19/2020	LEO'S PEST CONTROL	180.00
141	72610	399	141211305	03/19/2020	LEO'S PEST CONTROL	150.00
141	72210	355	141211306	03/19/2020	LEONARD, JILL	33.37
141	72220	355	141211307	03/19/2020	LOYD, KATHY	131.60
141	72610	434	141211308	03/19/2020	MARSH PROPANE	278.00
141	72610	434	141211308	03/19/2020	MARSH PROPANE	529.59
141	72610	434	141211308	03/19/2020	MARSH PROPANE	1,153.70
141	72620	499	141211309	03/19/2020	MCCALL COMMERCIAL FE	940.00
141	72610	399	141211310	03/19/2020	MCCLAIN'S PEST CONTR	50.00
141	72710	453	141211311	03/19/2020	MID-SOUTH BUS CENTER	143.00
141	72710	453	141211311	03/19/2020	MID-SOUTH BUS CENTER	121.35
141	72710	453	141211311	03/19/2020	MID-SOUTH BUS CENTER	213.40
141	72710	453	141211311	03/19/2020	MID-SOUTH BUS CENTER	625.33
141	72710	399	141211312	03/19/2020	MILLER TRUCKING	260.00
141	72110	355	141211313	03/19/2020	MURPHY, JAMES	119.38
141	71300	429	141211314	03/19/2020	NASCO	37.13
141	71300	429	141211314	03/19/2020	NASCO	8.96
141	72250	499	141211315	03/19/2020	NewEgg Business	177.35
141	72210	355	141211316	03/19/2020	OGLE, JOSH	84.60
141	21342	000	141211317	03/19/2020	THE OMNI GROUP	100.00
141	21351	000	141211317	03/19/2020	THE OMNI GROUP	50.00
141	21355	000	141211317	03/19/2020	THE OMNI GROUP	400.00
141	21366	000	141211317	03/19/2020	THE OMNI GROUP	150.00
141	21370	000	141211317	03/19/2020	THE OMNI GROUP	57.00

		CHECK CHECK				
FND	ACCT	OBJ	NUMBER	DATE	VENDOR	AMOUNT
141	71300	429	141211318	03/19/2020	POCKET NURSE	445.13
141	72250	499	141211319	03/19/2020	QUILL LLC	371.31
141	72250	499	141211319	03/19/2020	QUILL LLC	229.45
141	72250	499	141211319	03/19/2020	QUILL LLC	199.79
141	72250	499	141211319	03/19/2020	QUILL LLC	83.35
141	72250	499	141211319	03/19/2020	QUILL LLC	531.82
141	72250	499	141211319	03/19/2020	QUILL LLC	515.80
141	72250	499	141211319	03/19/2020	QUILL LLC	243.53
141	72250	499	141211319	03/19/2020	QUILL LLC	607.20
141	72320	435	141211319	03/19/2020	QUILL LLC	38.51
141	72320	435	141211319	03/19/2020	QUILL LLC	19.61
141	72250	499	141211319	03/19/2020	QUILL LLC	440.87
141	72210	499	141211319	03/19/2020	QUILL LLC	141.05
141	72620	499	141211320	03/19/2020	RACKLEY EAST TN	524.50
141	72320	399	141211321	03/19/2020	RICOH USA, INC	838.26
141	72220	355	141211322	03/19/2020	ROSE, DONNA	49.35
141	72120	499	141211323	03/19/2020	SCHOOL HEALTH CORPOR	568.45
141	72120	499	141211323	03/19/2020	SCHOOL HEALTH CORPOR	310.62
141	71100	499	141211324	03/19/2020	SCHOOL SPECIALTY INC	176.66
141	72620	599	141211325	03/19/2020	STALLARD, MICHELLE	56.94
141	72610	399	141211326	03/19/2020	STATE OF TENNESSEE	55.00
141	71300	429	141211327	03/19/2020	STOCK POT	299.63
141	71300	429	141211327	03/19/2020	STOCK POT	251.74
141	71300	429	141211327	03/19/2020	STOCK POT	499.67
141	71300	429	141211327	03/19/2020	STOCK POT	500.93
141	72220	355	141211328	03/19/2020	STORIE, KAYLA	55.93
141	72410	355	141211329	03/19/2020	STREET, ROBIN	355.13
141	72120	599	141211330	03/19/2020	SYNCHRONY BANK JCP	401.58
141	72620	599	141211331	03/19/2020	TEG ENTERPRISES	62.40
141	21360	000	141211332	03/19/2020	TENN CHILD SUPPORT	361.84
141	71100	217	141211333	03/19/2020	TENN CONSOLIDATED RE	8,968.83
141	72620	499	141211334	03/19/2020	TENNESSEE OFFICE SUP	110.00
141	72620	499	141211334	03/19/2020	TENNESSEE OFFICE SUP	749.75
141	71100	499	141211334	03/19/2020	TENNESSEE OFFICE SUP	5,474.00
141	71100	499	141211334	03/19/2020	TENNESSEE OFFICE SUP	1,915.90
141	71100	499	141211334	03/19/2020	TENNESSEE OFFICE SUP	27.10
141	73300	499	141211334	03/19/2020	TENNESSEE OFFICE SUP	98.40
141	72320	435	141211334	03/19/2020	TENNESSEE OFFICE SUP	64.13
141	21380	000	141211335	03/19/2020	THE TENNESSEE CREDIT	100.00
141	72210	432	141211336	03/19/2020	THE LIBRARY STORE	1,278.33
141	72210	432	141211336	03/19/2020	THE LIBRARY STORE	53.61
141	72120	355	141211337	03/19/2020	THOMAS, KARRIE	71.44
141	72210	355	141211338	03/19/2020	THOMAS, ROSE	64.86
141	72620	499	141211339	03/19/2020	TMS SOUTH	704.06
141	72620	499	141211339	03/19/2020	TMS SOUTH	590.56
141	72620	499	141211339	03/19/2020	TMS SOUTH	999.80
141	72120	355	141211340	03/19/2020	WAGNER, KELLY	62.51
141	73300	599	141211341	03/19/2020	WASHINGTON COUNTY GE	120.00
141	72710	599	141211342	03/19/2020	WASHINGTON COUNTY CO	22.50
141	72230	499	141211343	03/19/2020	WASHINGTON COUNTY FO	320.00
141	73300	499	141211343	03/19/2020	WASHINGTON COUNTY FO	111.00
141	72120	499	141211344	03/19/2020	WILLIAM V. MACGILL &	110.40
141	72710	453	141211348	03/26/2020	AFFORDABLE TRANSMISS	801.96
141	72710	330	141211349	03/26/2020	ALLY	331.59
141	21343	000	141211350	03/26/2020	AMERICAN FIDELITY AS	47,499.67
141	21365	000	141211351	03/26/2020	AMERICAN FIDELITY	8,806.00

		CHECK CHECK				
FND	ACCT	OBJ	NUMBER	DATE	VENDOR	AMOUNT
141	72250	499	141211352	03/26/2020	APPLE INC	58.00
141	72620	499	141211353	03/26/2020	BARNARD ROOFING	198.00
141	72620	499	141211354	03/26/2020	BP&G MATERIALS, LLC	1,220.00
141	72220	355	141211355	03/26/2020	CAMPBELL, AMANDA	149.93
141	72250	499	141211356	03/26/2020	CDW GOVERNMENT, INC	321.24
141	72250	499	141211356	03/26/2020	CDW GOVERNMENT, INC	126.16
141	21339	000	141211357	03/26/2020	CHLIC	32,238.42
141	21353	000	141211357	03/26/2020	CHLIC	7,232.79
141	71100	299	141211357	03/26/2020	CHLIC	3,160.92
141	72610	399	141211358	03/26/2020	CRYSTAL SPRINGS	125.94
141	72220	355	141211359	03/26/2020	CULBERTSON, ALICIA	39.48
141	72710	599	141211360	03/26/2020	DOCTOR'S CARE	200.00
141	72620	499	141211361	03/26/2020	ESKOLA LLC	450.00
141	71100	399	141211362	03/26/2020	ETSU UNIVERSITY SCHO	579,734.93
141	72620	499	141211363	03/26/2020	FASTENAL	250.00
141	72610	399	141211364	03/26/2020	FLEENOR SECURITY SYS	121.50
141	72620	499	141211365	03/26/2020	FOSTER SIGNS	516.00
141	71300	429	141211366	03/26/2020	GOVCONNECTION, INC	2,438.00
141	72620	499	141211367	03/26/2020	HEELY-BROWN COMPANY	220.00
141	71100	299	141211368	03/26/2020	HONEYCUTT, VANESSA	80.00
141	72610	454	141211369	03/26/2020	JOHNSON CITY UTILITY	414.67
141	72610	454	141211369	03/26/2020	JOHNSON CITY UTILITY	2,158.69
141	72610	454	141211369	03/26/2020	JOHNSON CITY UTILITY	1,094.33
141	72810	499	141211370	03/26/2020	JOHNSON CITY TRANSIT	150.00
141	72610	454	141211371	03/26/2020	JONESBOROUGH WATER D	431.17
141	72610	359	141211371	03/26/2020	JONESBOROUGH WATER D	330.00
141	72610	454	141211371	03/26/2020	JONESBOROUGH WATER D	60.76
141	72610	454	141211371	03/26/2020	JONESBOROUGH WATER D	17.70
141	72610	454	141211371	03/26/2020	JONESBOROUGH WATER D	27.50
141	72610	359	141211371	03/26/2020	JONESBOROUGH WATER D	570.00
141	72610	454	141211371	03/26/2020	JONESBOROUGH WATER D	581.63
141	72610	359	141211371	03/26/2020	JONESBOROUGH WATER D	570.00
141	72610	454	141211371	03/26/2020	JONESBOROUGH WATER D	560.03
141	72610	454	141211371	03/26/2020	JONESBOROUGH WATER D	578.49
141	72620	499	141211372	03/26/2020	LEONARD	279.99
141	72320	355	141211373	03/26/2020	MOORE, JENNIFER	35.72
141	71300	429	141211374	03/26/2020	NASCO	314.46
141	71200	429	141211375	03/26/2020	NCS PEARSON INC	74.00
141	72250	499	141211376	03/26/2020	NewEgg Business	85.70
141	71100	429	141211377	03/26/2020	OFFICE DEPOT	20.60
141	71100	429	141211377	03/26/2020	OFFICE DEPOT	38.47
141	71100	429	141211377	03/26/2020	OFFICE DEPOT	406.85
141	71100	429	141211377	03/26/2020	OFFICE DEPOT	97.86
141	71100	429	141211377	03/26/2020	OFFICE DEPOT	28.65
141	71100	429	141211377	03/26/2020	OFFICE DEPOT	91.46
141	71100	429	141211377	03/26/2020	OFFICE DEPOT	10.99
141	72110	499	141211377	03/26/2020	OFFICE DEPOT	218.10
141	72110	499	141211377	03/26/2020	OFFICE DEPOT	40.96
141	72110	499	141211377	03/26/2020	OFFICE DEPOT	65.99
141	71100	299	141211378	03/26/2020	AMERICAN UNITED LIFE	2,932.08
141	72710	206	141211378	03/26/2020	AMERICAN UNITED LIFE	534.24
141	72810	206	141211378	03/26/2020	AMERICAN UNITED LIFE	30.40
141	73100	206	141211378	03/26/2020	AMERICAN UNITED LIFE	658.80
141	71100	299	141211378	03/26/2020	AMERICAN UNITED LIFE	444.36
141	21354	000	141211378	03/26/2020	AMERICAN UNITED LIFE	5,433.78
141	72250	499	141211379	03/26/2020	QUILL LLC	66.92

CHECK CHECK						
FND ACCT	OBJ	NUMBER	DATE	VENDOR	AMOUNT	
141	72250	499	141211379	03/26/2020	QUILL LLC	527.46
141	72250	499	141211379	03/26/2020	QUILL LLC	80.98
141	72250	499	141211379	03/26/2020	QUILL LLC	536.29
141	71300	429	141211380	03/26/2020	RELETECH	1,780.00
141	72410	599	141211381	03/26/2020	RIDDELL ALL AMERICAN	2,540.33
141	72410	599	141211382	03/26/2020	SCOREBOARD SERVICE C	700.00
141	72620	499	141211383	03/26/2020	SHARE CORPORATION	997.86
141	72610	599	141211383	03/26/2020	SHARE CORPORATION	2,630.00
141	72610	599	141211383	03/26/2020	SHARE CORPORATION	997.00
141	72310	599	141211384	03/26/2020	SHRED A WAY	40.00
141	72310	599	141211384	03/26/2020	SHRED A WAY	40.00
141	72510	499	141211385	03/26/2020	SKYWARD INC	1,600.00
141	72220	355	141211386	03/26/2020	ST JOHN, SEBRENA	91.18
141	72620	499	141211387	03/26/2020	SUPER SOD	2,130.00
141	72620	701	141211388	03/26/2020	SUPERIOR ALARMS	27,717.37
141	72250	399	141211389	03/26/2020	TELE-OPTICS COMMUNIC	130.00
141	72220	355	141211390	03/26/2020	THOMPSON, LESLIE	72.85
141	71100	210	141211391	03/26/2020	TN DEPT OF LABOR & W	40.19
141	71100	299	141211392	03/26/2020	TRUSTMARK SOLUTIONS	51.05
141	21356	000	141211392	03/26/2020	TRUSTMARK SOLUTIONS	2,807.52
141	72620	499	141211393	03/26/2020	UNITED RENTALS	556.07
141	72620	499	141211393	03/26/2020	UNITED RENTALS	286.34
141	71200	429	141211394	03/26/2020	WAL-MART COMMUNITY	67.65
141	71300	429	141211395	03/26/2020	WARD'S SCIENCE	484.11
141	72610	359	141211396	03/26/2020	WM CORPORATE SERVICE	389.01
Totals for checks						2,664,730.89

FUND SUMMARY

<u>FUND</u>	<u>DESCRIPTION</u>	<u>BALANCE SHEET</u>	<u>REVENUE</u>	<u>EXPENSE</u>	<u>TOTAL</u>
141	GENERAL PURPOSE SCHOOL	1,371,805.68	0.00	1,292,925.21	2,664,730.89
***	Fund Summary Totals ***	1,371,805.68	0.00	1,292,925.21	2,664,730.89

\*\*\*\*\* End of report \*\*\*\*\*

Fnd T Acct	Obj Prj Loc	Prg Description	2019-20 Budget	March 2019-20 Monthly Activity	2019-20 FYTD Activity	Encumbered Amount	Unexpended Balance - YTD Act	2019-20 FYTD %
71100		REGULAR INSTRUCTION						
141 E 71100	116 000 000000	REGULAR TEACHERS	22,238,261.00	1,817,997.47	12,647,689.14	0.00	9,590,571.86	56.87
141 E 71100	117 000 000000	CAREER LADDER PROGRAM	107,865.00	0.00	38,862.20	0.00	69,002.80	36.03
141 E 71100	127 000 000000	CAREER LADDER EXTENDED CONTRAC	0.00	0.00	0.00	0.00	0.00	0.00
141 E 71100	128 000 000000	HOMEBOUND TEACHERS	15,300.00	840.00	5,495.00	0.00	9,805.00	35.92
141 E 71100	163 000 000000	EDUCATIONAL ASSISTANTS	1,300,459.00	96,653.75	722,174.51	0.00	578,284.49	55.53
141 E 71100	195 000 000000	CERTIFIED SUBSTITUTE TEACHERS	170,000.00	23,039.76	156,604.52	0.00	13,395.48	92.12
141 E 71100	198 000 000000	NON-CERTIFIED SUBSTITUTE TEACH	262,000.00	22,812.50	221,787.30	0.00	40,212.70	84.65
141 E 71100	201 000 000000	SOCIAL SECURITY	1,443,886.00	112,858.55	792,216.52	0.00	651,669.48	54.87
141 E 71100	201 000 000000		0.00	9.49	9.49	0.00	-9.49	0.00
141 E 71100	204 000 000000	STATE RETIREMENT	2,406,105.00	188,958.02	1,343,054.97	0.00	1,063,050.03	55.82
141 E 71100	206 000 000000	LIFE INSURANCE	15,000.00	0.00	15,000.00	0.00	0.00	100.00
141 E 71100	207 000 000000	MEDICAL INSURANCE	4,151,587.00	382,065.58	2,586,472.24	0.00	1,565,114.76	62.30
141 E 71100	210 000 000000	UNEMPLOYMENT COMPENSATION	32,000.00	40.19	11,403.34	0.00	20,596.66	35.64
141 E 71100	212 000 000000	EMPLOYER MEDICARE	349,377.00	26,705.28	187,821.58	0.00	161,555.42	53.76
141 E 71100	212 000 000000		0.00	3.25	3.25	0.00	-3.25	0.00
141 E 71100	217 000 000000	RETIREMENT-HYBRID STABILIZATIO	96,000.00	8,968.83	54,546.71	0.00	41,453.29	56.82
141 E 71100	299 000 000000	OTHER FRINGE BENEFITS	80,000.00	5,796.55	26,754.31	0.00	53,245.69	33.44
141 E 71100	336 000 000000	MAINTENANCE AND REPAIR SERVICE	0.00	0.00	0.00	0.00	0.00	0.00
141 E 71100	399 000 000000	OTHER CONTRACTED SERVICES	3,900,000.00	579,734.93	3,304,176.01	0.00	595,823.99	84.72
141 E 71100	429 000 000000	INSTRUCTIONAL SUPPLIES & MATER	200,000.00	966.37	3,914.73	0.00	196,085.27	1.96
141 E 71100	429 000 000002	INSTRUCTIONAL SUPPLIES-ASBURY	0.00	0.00	0.00	0.00	0.00	0.00
141 E 71100	429 000 000003	INSTRUCTIONAL SUPPLIES-MIDWAY	0.00	0.00	593.69	0.00	-593.69	0.00
141 E 71100	429 000 000004	INSTRUCTIONAL SUPPLIES-BCES	0.00	186.03	13,527.88	0.00	-13,527.88	0.00
141 E 71100	429 000 000005	INSTRUCTIONAL SUPPLIES-BCMS	0.00	0.00	0.00	0.00	0.00	0.00
141 E 71100	429 000 000006	INSTRUCTIONAL SUPPLIES-GVES	0.00	72.93	12,996.67	0.00	-12,996.67	0.00
141 E 71100	429 000 000007	INSTRUCTIONAL SUPPLIES-FBES	0.00	0.00	6,776.59	0.00	-6,776.59	0.00
141 E 71100	429 000 000008	INSTRUCTIONAL SUPPLIES-GES	0.00	140.06	10,637.51	0.00	-10,637.51	0.00
141 E 71100	429 000 000009	INSTRUCTIONAL SUPPLIES-JES	0.00	0.00	10,557.40	0.00	-10,557.40	0.00
141 E 71100	429 000 000010	INSTRUCTIONAL SUPPLIES-JMS	0.00	400.00	4,945.26	0.00	-4,945.26	0.00
141 E 71100	429 000 000011	INSTRUCTIONAL SUPPLIES-LES	0.00	1,896.87	9,835.70	0.00	-9,835.70	0.00
141 E 71100	429 000 000012	INSTRUCTIONAL SUPPLIES-SCES	0.00	0.00	4,753.95	0.00	-4,753.95	0.00
141 E 71100	429 000 000013	INSTRUCTIONAL SUPPLIES-SSES	0.00	882.58	6,627.69	0.00	-6,627.69	0.00
141 E 71100	429 000 000014	INSTRUCTIONAL SUPPLIES-WVES	0.00	225.90	6,792.48	0.00	-6,792.48	0.00
141 E 71100	429 000 000015	INSTRUCTIONAL SUPPLIES-DBHS	0.00	0.00	17,791.82	0.00	-17,791.82	0.00
141 E 71100	429 000 000016	INSTRUCTIONAL SUPPLIES-DCHS	0.00	73.78	18,249.81	0.00	-18,249.81	0.00
141 E 71100	429 000 000025	INSTRUCTIONAL SUPPLIES-RVES	0.00	10.99	16,728.71	0.00	-16,728.71	0.00
141 E 71100	449 000 000000	TEXTBOOKS	147,894.00	0.00	82,495.22	0.00	65,398.78	55.78
141 E 71100	499 000 000000	OTHER SUPPLIES AND MATERIALS	361,433.00	5,060.95	170,842.08	0.00	190,590.92	47.27

Account Level						2019-20	March 2019-20	2019-20	Encumbered	Unexpended	2019-20
Fnd T Acct	Obj Prj Loc	Prg	Description	Budget	Monthly Activity	FYTD Activity	Amount	Balance - YTD Act	FYTD %		
REGULAR INSTRUCTION											
71100											
141 E 71100 499 000 00000 100			OTHER SUPPLIES-CIVICS GRANT	0.00	8,349.50	11,293.28	0.00	-11,293.28	0.00		
141 E 71100 499 000 00000 802			INSTR. SCIENCE CLASS SUPPLIES	24,000.00	0.00	23,532.61	0.00	467.39	98.05		
141 E 71100 499 000 00002 000			OTHER SUPPLIES & MAT.-ASBURY	0.00	0.00	0.00	0.00	0.00	0.00		
141 E 71100 499 000 00003 000			OTHER SUPPLIES & MAT.-MIDWAY	0.00	0.00	189.56	0.00	-189.56	0.00		
141 E 71100 499 000 00004 000			OTHER SUPPLIES & MAT.-BCES	0.00	0.00	1,530.24	0.00	-1,530.24	0.00		
141 E 71100 499 000 00005 000			OTHER SUPPLIES & MAT.-BCMS	0.00	0.00	0.00	0.00	0.00	0.00		
141 E 71100 499 000 00006 000			OTHER SUPPLIES & MAT.-GVES	0.00	0.00	822.10	0.00	-822.10	0.00		
141 E 71100 499 000 00007 000			OTHER SUPPLIES & MAT.-FBES	0.00	0.00	293.00	0.00	-293.00	0.00		
141 E 71100 499 000 00008 000			OTHER SUPPLIES & MAT.-GES	0.00	0.00	316.10	0.00	-316.10	0.00		
141 E 71100 499 000 00009 000			OTHER SUPPLIES & MAT.-JES	0.00	0.00	2,054.48	0.00	-2,054.48	0.00		
141 E 71100 499 000 00010 000			OTHER SUPPLIES & MAT.-JMS	0.00	0.00	590.34	0.00	-590.34	0.00		
141 E 71100 499 000 00011 000			OTHER SUPPLIES & MAT.-LES	0.00	0.00	284.54	0.00	-284.54	0.00		
141 E 71100 499 000 00012 000			OTHER SUPPLIES & MAT.-SCES	0.00	0.00	359.86	0.00	-359.86	0.00		
141 E 71100 499 000 00013 000			OTHER SUPPLIES & MAT.-SSES	0.00	0.00	323.56	0.00	-323.56	0.00		
141 E 71100 499 000 00014 000			OTHER SUPPLIES & MAT.-WVES	0.00	0.00	760.18	0.00	-760.18	0.00		
141 E 71100 499 000 00015 000			OTHER SUPPLIES & MAT.-DBHS	0.00	0.00	20,693.79	0.00	-20,693.79	0.00		
141 E 71100 499 000 00016 000			OTHER SUPPLIES & MAT.-DCHS	0.00	585.36	23,493.62	0.00	-23,493.62	0.00		
141 E 71100 499 000 00025 000			OTHER SUPPLIES & MAT.-RVES	0.00	0.00	686.22	0.00	-686.22	0.00		
141 E 71100 599 000 00000 000			OTHER CHARGES	25,532.00	0.00	25,532.00	0.00	0.00	100.00		
				<u>37,326,699.00</u>	<u>3,285,335.47</u>	<u>22,624,893.76</u>	<u>0.00</u>	<u>14,701,805.24</u>	<u>60.61</u>		
				=====	=====	=====	=====	=====	=====		
SPECIAL EDUCATION PROGRAM											
141 E 71200 116 000 00000 000			SP.ED. TEACHERS	2,431,241.00	206,229.65	1,449,453.72	0.00	981,787.28	59.62		
141 E 71200 117 000 00000 000			CAREER LADDER PROGRAM	12,000.00	0.00	4,000.00	0.00	8,000.00	33.33		
141 E 71200 128 000 00000 000			HOMEBOUND TEACHERS	20,400.00	2,845.00	14,625.00	0.00	5,775.00	71.69		
141 E 71200 163 000 00000 000			EDUCATIONAL ASSISTANTS	340,112.00	22,152.54	165,333.13	0.00	174,778.87	48.61		
141 E 71200 171 000 00000 000			SPEECH PATHOLOGIST	206,205.00	16,675.18	117,167.77	0.00	89,037.23	56.82		
141 E 71200 189 000 00000 000			OTHER SALARIES	168,049.00	9,680.50	83,968.46	0.00	84,080.54	49.97		
141 E 71200 195 000 00000 000			CERTIFIED SUBSTITUTE TEACHERS	10,000.00	0.00	10,000.00	0.00	0.00	100.00		
141 E 71200 198 000 00000 000			NON-CERTIFIED SUBSTITUTE TEACH	40,000.00	2,695.00	23,055.00	0.00	16,945.00	57.64		
141 E 71200 201 000 00000 000			SOCIAL SECURITY	200,136.00	14,932.28	106,542.94	0.00	93,593.06	53.24		
141 E 71200 204 000 00000 000			STATE RETIREMENT	332,639.00	25,350.62	178,219.02	0.00	154,419.98	53.58		
141 E 71200 206 000 00000 000			LIFE INSURANCE	1,734.00	0.00	1,734.00	0.00	0.00	100.00		
141 E 71200 207 000 00000 000			MEDICAL INSURANCE	497,716.00	55,050.40	376,032.61	0.00	121,683.39	75.55		

Account Level		2019-20	March 2019-20	2019-20	Encumbered	Unexpended	2019-20
Fnd T Acct	Obj Prj Loc Prg Description	Budget	Monthly Activity	FYTD Activity	Amount	Balance - YTD Act	FYTD %
71200	SPECIAL EDUCATION PROGRAM						
141 E 71200 212 000 00000 000	EMPLOYER MEDICARE	46,806.00	3,492.24	24,917.49	0.00	21,888.51	53.24
141 E 71200 299 000 00000 000	OTHER FRINGE BENEFITS	1,076.00	0.00	0.00	0.00	1,076.00	0.00
141 E 71200 399 000 00000 000	OTHER CONTRACTED SERVICES	6,000.00	0.00	0.00	0.00	6,000.00	0.00
141 E 71200 429 000 00000 000	INSTRUCTIONAL SUPPLIES & MATER	22,400.00	141.65	2,452.06	0.00	19,947.94	10.95
141 E 71200 429 000 00002 000	INSTRUCTIONAL SUP. & MAT.-ASBU	0.00	0.00	0.00	0.00	0.00	0.00
141 E 71200 429 000 00003 000	INSTRUCTIONAL SUP. & MAT.-MIDW	0.00	0.00	0.00	0.00	0.00	0.00
141 E 71200 429 000 00004 000	INSTRUCTIONAL SUP. & MAT.-BCES	0.00	0.00	2,669.37	0.00	-2,669.37	0.00
141 E 71200 429 000 00005 000	INSTRUCTIONAL SUP. & MAT.-BCMS	0.00	0.00	0.00	0.00	0.00	0.00
141 E 71200 429 000 00006 000	INSTRUCTIONAL SUP. & MAT.-GVES	0.00	0.00	783.78	0.00	-783.78	0.00
141 E 71200 429 000 00007 000	INSTRUCTIONAL SUP. & MAT.-PBES	0.00	0.00	200.00	0.00	-200.00	0.00
141 E 71200 429 000 00008 000	INSTRUCTIONAL SUP. & MAT.-GES	0.00	0.00	326.76	0.00	-326.76	0.00
141 E 71200 429 000 00009 000	INSTRUCTIONAL SUP. & MAT.-JES	0.00	0.00	956.19	0.00	-956.19	0.00
141 E 71200 429 000 00010 000	INSTRUCTIONAL SUP. & MAT.-JMS	0.00	0.00	797.70	0.00	-797.70	0.00
141 E 71200 429 000 00011 000	INSTRUCTIONAL SUP. & MAT.-LES	0.00	91.16	816.56	0.00	-816.56	0.00
141 E 71200 429 000 00012 000	INSTRUCTIONAL SUP. & MAT.-SCES	0.00	0.00	399.41	0.00	-399.41	0.00
141 E 71200 429 000 00013 000	INSTRUCTIONAL SUP. & MAT.-SSES	0.00	0.00	593.25	0.00	-593.25	0.00
141 E 71200 429 000 00014 000	INSTRUCTIONAL SUP. & MAT.-WVES	0.00	0.00	407.81	0.00	-407.81	0.00
141 E 71200 429 000 00015 000	INSTRUCTIONAL SUP. & MAT.-DBHS	0.00	0.00	2,673.78	0.00	-2,673.78	0.00
141 E 71200 429 000 00016 000	INSTRUCTIONAL SUP. & MAT.-DCHS	0.00	0.00	1,084.65	0.00	-1,084.65	0.00
141 E 71200 429 000 00025 000	INSTRUCTIONAL SUP. & MAT.-RVES	0.00	0.00	990.56	0.00	-990.56	0.00
141 E 71200 599 000 00000 000	OTHER CHARGES	6,140.00	61.36	553.58	0.00	5,586.42	9.02
141 E 71200 --- --- --- ---		4,342,654.00	359,397.58	2,570,754.60	0.00	1,771,899.40	59.20
=====		=====	=====	=====	=====	=====	=====
71300	VOCATIONAL EDUCATION PROGRAM						
141 E 71300 116 000 00000 000	VOCATIONAL TEACHERS	1,635,216.00	143,837.88	1,049,146.61	0.00	586,069.39	64.16
141 E 71300 117 000 00000 000	CAREER LADDER PROGRAM	2,000.00	0.00	0.00	0.00	2,000.00	0.00
141 E 71300 163 000 00000 000	EDUCATIONAL ASSISTANTS	12,523.00	0.00	0.00	0.00	12,523.00	0.00
141 E 71300 195 000 00000 000	CERTIFIED SUBSTITUTE TEACHERS	10,000.00	0.00	10,000.00	0.00	0.00	100.00
141 E 71300 198 000 00000 000	NON-CERTIFIED SUBSTITUTE TEACH	15,000.00	2,317.50	15,000.00	0.00	0.00	100.00
141 E 71300 201 000 00000 000	SOCIAL SECURITY	103,769.00	8,474.16	62,003.39	0.00	41,765.61	59.75
141 E 71300 204 000 00000 000	STATE RETIREMENT	175,128.00	14,825.66	108,292.25	0.00	66,835.75	61.84
141 E 71300 206 000 00000 000	LIFE INSURANCE	870.00	0.00	870.00	0.00	0.00	100.00
141 E 71300 207 000 00000 000	MEDICAL INSURANCE	229,967.00	24,573.20	172,662.88	0.00	57,304.12	75.08
141 E 71300 212 000 00000 000	EMPLOYER MEDICARE	24,268.00	1,981.89	14,500.95	0.00	9,767.05	59.75

Fnd T	Acct	Obj	Prj	Loc	Prg	Account Level Description	2019-20 Budget	March 2019-20 Monthly Activity	2019-20 FYTD Activity	Encumbered Amount	Unexpended Balance - YTD Act	2019-20 FYTD %
71300						VOCATIONAL EDUCATION PROGRAM						
141 E	71300	299	000	00000	000	OTHER FRINGE BENEFITS	503.00	0.00	0.00	0.00	503.00	0.00
141 E	71300	429	000	00000	000	INSTRUCTIONAL SUPPLIES & MATER	79,530.00	5,239.75	7,653.15	0.00	71,876.85	9.62
141 E	71300	429	000	00002	000	INSTRUCTIONAL SUP. & MAT-ASB	0.00	0.00	0.00	0.00	0.00	0.00
141 E	71300	429	000	00003	000	INSTRUCTIONAL SUP. & MAT-MIDWA	0.00	0.00	0.00	0.00	0.00	0.00
141 E	71300	429	000	00004	000	INSTRUCTIONAL SUP. & MAT-BCES	0.00	0.00	0.00	0.00	0.00	0.00
141 E	71300	429	000	00005	000	INSTRUCTIONAL SUP. & MAT-BCMS	0.00	0.00	0.00	0.00	0.00	0.00
141 E	71300	429	000	00006	000	INSTRUCTIONAL SUP. & MAT-GVES	0.00	0.00	0.00	0.00	0.00	0.00
141 E	71300	429	000	00007	000	INSTRUCTIONAL SUP. & MAT-FBES	0.00	0.00	0.00	0.00	0.00	0.00
141 E	71300	429	000	00008	000	INSTRUCTIONAL SUP. & MAT-GES	0.00	0.00	0.00	0.00	0.00	0.00
141 E	71300	429	000	00009	000	INSTRUCTIONAL SUP. & MAT-JES	0.00	0.00	0.00	0.00	0.00	0.00
141 E	71300	429	000	00010	000	INSTRUCTIONAL SUP. & MAT-JMS	0.00	0.00	0.00	0.00	0.00	0.00
141 E	71300	429	000	00011	000	INSTRUCTIONAL SUP. & MAT-LES	0.00	0.00	0.00	0.00	0.00	0.00
141 E	71300	429	000	00012	000	INSTRUCTIONAL SUP. & MAT-SCES	0.00	0.00	0.00	0.00	0.00	0.00
141 E	71300	429	000	00013	000	INSTRUCTIONAL SUP. & MAT-SSES	0.00	0.00	0.00	0.00	0.00	0.00
141 E	71300	429	000	00014	000	INSTRUCTIONAL SUP. & MAT-WVES	0.00	0.00	0.00	0.00	0.00	0.00
141 E	71300	429	000	00015	000	INSTRUCTIONAL SUP. & MAT-DBHS	0.00	8,079.72	25,217.67	0.00	-25,217.67	0.00
141 E	71300	429	000	00016	000	INSTRUCTIONAL SUP. & MAT-DCHS	0.00	5,382.29	28,805.97	0.00	-28,805.97	0.00
141 E	71300	429	000	00025	000	INSTRUCTIONAL SUP. & MAT-RVES	0.00	0.00	0.00	0.00	0.00	0.00
141 E	71300	718	000	00000	000	MOTOR VEHICLE	3,000.00	0.00	3,000.00	0.00	0.00	100.00
141 E	71300	730	000	00000	000	VOCATIONAL INSTR INSTRUCTION EQUIPME	16,000.00	0.00	5,967.72	0.00	10,032.28	37.30
141 E	71300	730	000	00002	000	VOCATIONAL INSTR EQUIP-ASB	0.00	0.00	0.00	0.00	0.00	0.00
141 E	71300	730	000	00003	000	VOCATIONAL INSTR EQUIP-MIDWAY	0.00	0.00	0.00	0.00	0.00	0.00
141 E	71300	730	000	00004	000	VOCATIONAL INSTR EQUIP-BCES	0.00	0.00	0.00	0.00	0.00	0.00
141 E	71300	730	000	00005	000	VOCATIONAL INSTR EQUIP-BCMS	0.00	0.00	0.00	0.00	0.00	0.00
141 E	71300	730	000	00006	000	VOCATIONAL INSTR EQUIP-GVES	0.00	0.00	0.00	0.00	0.00	0.00
141 E	71300	730	000	00007	000	VOCATIONAL INSTR EQUIP-FBES	0.00	0.00	0.00	0.00	0.00	0.00
141 E	71300	730	000	00008	000	VOCATIONAL INSTR EQUIP-GES	0.00	0.00	0.00	0.00	0.00	0.00
141 E	71300	730	000	00009	000	VOCATIONAL INSTR EQUIP-JES	0.00	0.00	0.00	0.00	0.00	0.00
141 E	71300	730	000	00010	000	VOCATIONAL INSTR EQUIP-JMS	0.00	0.00	0.00	0.00	0.00	0.00
141 E	71300	730	000	00011	000	VOCATIONAL INSTR EQUIP-LES	0.00	0.00	0.00	0.00	0.00	0.00
141 E	71300	730	000	00012	000	VOCATIONAL INSTR EQUIP-SCES	0.00	0.00	0.00	0.00	0.00	0.00
141 E	71300	730	000	00013	000	VOCATIONAL INSTR EQUIP-SSES	0.00	0.00	0.00	0.00	0.00	0.00
141 E	71300	730	000	00014	000	VOCATIONAL INSTR EQUIP-WVES	0.00	0.00	0.00	0.00	0.00	0.00
141 E	71300	730	000	00015	000	VOCATIONAL INSTR EQUIP-DBHS	0.00	0.00	0.00	0.00	0.00	0.00
141 E	71300	730	000	00016	000	VOCATIONAL INSTR EQUIP-DCHS	0.00	0.00	0.00	0.00	0.00	0.00
141 E	71300	730	000	00025	000	VOCATIONAL INSTR EQUIP-RVES	0.00	0.00	0.00	0.00	0.00	0.00
141 E	71300	---	---	-----	---		2,307,774.00	214,712.05	1,503,120.59	0.00	804,653.41	65.13

Account Level		2019-20	March 2019-20	2019-20	Encumbered	Unexpended	2019-20
Fnd T Acct	Obj Prj Loc Prg Description	Budget	Monthly Activity	FYTD Activity	Amount	Balance - YTD Act	FYTD %
71300	VOCATIONAL EDUCATION PROGRAM						
=====							
71600	ADULT EDUCATION PROGRAM						
141 E 71600 116 000 00000 000	AD. ED. TEACHERS	6,763.00	0.00	0.00	0.00	6,763.00	0.00
141 E 71600 201 000 00000 000	SOCIAL SECURITY	419.00	0.00	0.00	0.00	419.00	0.00
141 E 71600 204 000 00000 000	STATE RETIREMENT	719.00	0.00	0.00	0.00	719.00	0.00
141 E 71600 212 000 00000 000	EMPLOYER MEDICARE	98.00	0.00	0.00	0.00	98.00	0.00
141 E 71600 429 000 00000 000	INSTRUCTIONAL SUPPLIES & MATER	4,500.00	0.00	0.00	0.00	4,500.00	0.00
141 E 71600 --- --- --- ---		12,499.00	0.00	0.00	0.00	12,499.00	0.00
=====							
72110	ATTENDANCE PROGRAM						
141 E 72110 105 000 00000 000	SUPERVISOR/DIRECTOR	73,683.00	6,144.83	55,303.47	0.00	18,379.53	75.06
141 E 72110 117 000 00000 000	CAREER LADDER PROGRAM	1,000.00	0.00	500.00	0.00	500.00	50.00
141 E 72110 162 000 00000 000	CLERICAL PERSONNEL	24,128.00	2,010.83	14,075.81	0.00	10,052.19	58.34
141 E 72110 201 000 00000 000	SOCIAL SECURITY	6,126.00	474.96	4,105.12	0.00	2,020.88	67.01
141 E 72110 204 000 00000 000	STATE RETIREMENT	10,257.00	846.44	7,284.63	0.00	2,972.37	71.02
141 E 72110 206 000 00000 000	LIFE INSURANCE	44.00	0.00	44.00	0.00	0.00	100.00
141 E 72110 207 000 00000 000	MEDICAL INSURANCE	16,090.00	1,614.00	11,298.00	0.00	4,792.00	70.22
141 E 72110 212 000 00000 000	EMPLOYER MEDICARE	1,433.00	111.08	960.09	0.00	472.91	67.00
141 E 72110 299 000 00000 000	OTHER FRINGE BENEFITS	17.00	0.00	0.00	0.00	17.00	0.00
141 E 72110 355 000 00000 000	TRAVEL	6,000.00	119.38	7,681.85	0.00	-1,681.85	128.03
141 E 72110 499 000 00000 000	OTHER SUPPLIES AND MATERIALS	1,500.00	325.05	912.94	0.00	587.06	60.86
141 E 72110 499 000 00000 100	OTHER SUPPLIES & MATERIALS_D	126.00	0.00	0.00	0.00	126.00	0.00
141 E 72110 --- --- --- ---		140,404.00	11,646.57	102,165.91	0.00	38,238.09	72.77
=====							

Fnd T	Acct	Obj	Prj	Loc	Prg	Account Level Description	2019-20 Budget	March 2019-20 Monthly Activity	2019-20 FYTD Activity	Encumbered Amount	Unexpended Balance - YTD Act	2019-20 FYTD %
72120						HEALTH SERVICES						
141 E	72120	131	000	00000	000	MEDICAL PERSONNEL	204,856.00	17,972.83	140,453.74	0.00	64,402.26	68.56
141 E	72120	189	000	00000	000	OTHER SALARIES & WAGES	329,563.00	25,224.87	178,880.85	0.00	150,682.15	54.28
141 E	72120	201	000	00000	000	SOCIAL SECURITY	33,134.00	2,271.88	17,415.64	0.00	15,718.36	52.56
141 E	72120	204	000	00000	000	STATE RETIREMENT	19,687.00	3,687.17	25,483.06	0.00	-5,796.06	129.44
141 E	72120	206	000	00000	000	LIFE INSURANCE	362.00	0.00	362.00	0.00	0.00	100.00
141 E	72120	207	000	00000	000	MEDICAL INSURANCE	124,229.00	13,088.40	89,155.60	0.00	35,073.40	71.77
141 E	72120	212	000	00000	000	EMPLOYER MEDICARE	7,749.00	547.11	4,238.76	0.00	3,510.24	54.70
141 E	72120	299	000	00000	000	OTHER FRINGE BENEFITS	81.00	0.00	0.00	0.00	81.00	0.00
141 E	72120	355	000	00000	000	TRAVEL	10,000.00	738.20	5,735.63	0.00	4,264.37	57.36
141 E	72120	399	000	00000	000	OTHER CONTRACTED SERVICES	5,000.00	0.00	1,565.80	0.00	3,434.20	31.32
141 E	72120	399	000	00000	100	OTHER C & S - DONATION	4,000.00	0.00	2,936.35	0.00	1,063.65	73.41
141 E	72120	413	000	00000	000	DRUGS AND MEDICAL SUPPLIES	0.00	0.00	0.00	0.00	0.00	0.00
141 E	72120	499	000	00000	000	OTHER SUPPLIES AND MATERIALS	13,000.00	710.79	11,061.06	0.00	1,938.94	85.09
141 E	72120	599	000	00000	000	OTHER CHARGES	5,000.00	-247.02	74.97	0.00	4,925.03	1.50
141 E	72120	---	---	-----	---		756,661.00	63,994.23	477,363.46	0.00	279,297.54	63.09
							=====	=====	=====	=====	=====	=====
72130						OTHER STUDENT SUPPORT						
141 E	72130	117	000	00000	000	CAREER LADDER PROGRAM	3,000.00	0.00	1,000.00	0.00	2,000.00	33.33
141 E	72130	123	000	00000	000	GUIDANCE PERSONNEL	960,318.00	79,558.54	539,738.91	0.00	420,579.09	56.20
141 E	72130	201	000	00000	000	SOCIAL SECURITY	59,726.00	4,630.62	31,436.65	0.00	28,289.35	52.63
141 E	72130	204	000	00000	000	STATE RETIREMENT	92,575.00	8,295.54	56,399.15	0.00	36,175.85	60.92
141 E	72130	206	000	00000	000	LIFE INSURANCE	486.00	0.00	486.00	0.00	0.00	100.00
141 E	72130	207	000	00000	000	MEDICAL INSURANCE	157,457.00	14,376.00	99,632.00	0.00	57,825.00	63.28
141 E	72130	212	000	00000	000	EMPLOYER MEDICARE	13,968.00	1,082.96	7,352.12	0.00	6,615.88	52.64
141 E	72130	299	000	00000	000	OTHER FRINGE BENEFITS	292.00	0.00	0.00	0.00	292.00	0.00
141 E	72130	309	000	00000	000	CONTRACTS WITH GOVERNMENT AGEN	90,000.00	0.00	0.00	0.00	90,000.00	0.00
141 E	72130	310	000	00000	000	CONTRACTS W OTHER GOV. AGEN.	0.00	0.00	0.00	0.00	0.00	0.00
141 E	72130	322	000	00000	000	EVALUATION AND TESTING	70,000.00	20,341.50	59,176.50	0.00	10,823.50	84.54
141 E	72130	499	000	00000	000	OTHER SUPPLIES AND MATERIALS	7,200.00	0.00	0.00	0.00	7,200.00	0.00
141 E	72130	499	000	00002	000	OTHER SUPPLIES AND MAT.-ASB	0.00	0.00	0.00	0.00	0.00	0.00
141 E	72130	499	000	00003	000	OTHER SUPPLIES AND MAT.-MIDWAY	0.00	0.00	0.00	0.00	0.00	0.00
141 E	72130	499	000	00004	000	OTHER SUPPLIES AND MAT.-BCES	0.00	0.00	567.58	0.00	-567.58	0.00
141 E	72130	499	000	00005	000	OTHER SUPPLIES AND MAT.-BCMS	0.00	0.00	0.00	0.00	0.00	0.00
141 E	72130	499	000	00006	000	OTHER SUPPLIES AND MAT.-GVES	0.00	0.00	392.47	0.00	-392.47	0.00



Account Level		2019-20	March 2019-20	2019-20	Encumbered	Unexpended	2019-20
Fnd T Acct	Obj Prj Loc Prg Description	Budget	Monthly Activity	FYTD Activity	Amount	Balance - YTD Act	FYTD %
72210	SUPPORT REGULAR INSTRUCTION						
141 E 72210 432 000 00006 000	LIBRARY BOOKS-GVES	0.00	115.25	8,835.07	0.00	-8,835.07	0.00
141 E 72210 432 000 00007 000	LIBRARY BOOKS-FBES	0.00	0.00	3,211.00	0.00	-3,211.00	0.00
141 E 72210 432 000 00008 000	LIBRARY BOOKS-GES	0.00	0.00	7,259.76	0.00	-7,259.76	0.00
141 E 72210 432 000 00009 000	LIBRARY BOOKS-JES	0.00	2,733.49	6,543.47	0.00	-6,543.47	0.00
141 E 72210 432 000 00010 000	LIBRARY BOOKS-JMS	0.00	0.00	5,572.80	0.00	-5,572.80	0.00
141 E 72210 432 000 00011 000	LIBRARY BOOKS-LES	0.00	3,258.95	6,405.66	0.00	-6,405.66	0.00
141 E 72210 432 000 00012 000	LIBRARY BOOKS-SCES	0.00	68.54	2,651.13	0.00	-2,651.13	0.00
141 E 72210 432 000 00013 000	LIBRARY BOOKS-SSES	0.00	0.00	4,666.62	0.00	-4,666.62	0.00
141 E 72210 432 000 00014 000	LIBRARY BOOKS-WVES	0.00	592.71	1,014.77	0.00	-1,014.77	0.00
141 E 72210 432 000 00015 000	LIBRARY BOOKS-DBHS	0.00	0.00	19,648.43	0.00	-19,648.43	0.00
141 E 72210 432 000 00016 000	LIBRARY BOOKS-DCHS	0.00	4,641.59	14,427.76	0.00	-14,427.76	0.00
141 E 72210 432 000 00025 000	LIBRARY BOOKS-RVES	0.00	0.00	9,662.71	0.00	-9,662.71	0.00
141 E 72210 499 000 00000 000	OTHER SUPPLIES AND MATERIALS	10,000.00	726.52	3,219.03	0.00	6,780.97	32.19
141 E 72210 524 000 00000 000	IN SERVICE / STAFF DEVELOPMENT	190,000.00	2,561.88	93,059.70	0.00	96,940.30	48.98
141 E 72210 --- --- ----- ---		2,105,487.00	152,208.84	1,282,968.50	0.00	822,518.50	60.93
		=====	=====	=====	=====	=====	=====
72220	SUPPORT SPECIAL EDUCATION -						
141 E 72220 105 000 00000 000	SUPERVISOR/DIRECTOR	175,033.00	12,643.34	113,790.06	0.00	61,242.94	65.01
141 E 72220 117 000 00000 000	CAREER LADDER PROGRAM	4,000.00	0.00	0.00	0.00	4,000.00	0.00
141 E 72220 124 000 00000 000	PSYCOLOGICAL PERSONNEL	53,738.00	4,478.17	31,347.19	0.00	22,390.81	58.33
141 E 72220 127 000 00000 000	CAREER LADDER EXTENDED CONTRAC	0.00	0.00	0.00	0.00	0.00	0.00
141 E 72220 135 000 00000 000	ASSESSMENT PERSONNEL	155,702.00	12,559.25	87,914.75	0.00	67,787.25	56.46
141 E 72220 161 000 00000 000	SECRETARY(S)	36,599.00	0.00	0.00	0.00	36,599.00	0.00
141 E 72220 162 000 00000 000	CLERICAL PERSONNEL	36,292.00	2,788.76	26,493.22	0.00	9,798.78	73.00
141 E 72220 171 000 00000 000	SPEECH PATHOLOGIST	206,502.00	17,208.50	120,459.50	0.00	86,042.50	58.33
141 E 72220 189 000 00000 000	OTHER SALARIES & WAGES	48,139.00	4,011.58	28,081.06	0.00	20,057.94	58.33
141 E 72220 201 000 00000 000	SOCIAL SECURITY	44,392.00	3,214.24	24,494.65	0.00	19,897.35	55.18
141 E 72220 204 000 00000 000	STATE RETIREMENT	74,877.00	5,572.91	42,368.35	0.00	32,508.65	56.58
141 E 72220 206 000 00000 000	LIFE INSURANCE	303.00	0.00	303.00	0.00	0.00	100.00
141 E 72220 207 000 00000 000	MEDICAL INSURANCE	80,374.00	5,473.60	39,023.20	0.00	41,350.80	48.55
141 E 72220 212 000 00000 000	EMPLOYER MEDICARE	10,382.00	751.72	5,728.56	0.00	4,653.44	55.18
141 E 72220 299 000 00000 000	OTHER FRINGE BENEFITS	170.00	0.00	0.00	0.00	170.00	0.00
141 E 72220 336 000 00000 000	MAINTENANCE AND REPAIR SERVICE	500.00	0.00	0.00	0.00	500.00	0.00
141 E 72220 355 000 00000 000	TRAVEL	32,592.00	2,236.73	15,717.12	0.00	16,874.88	48.22

Account Level		2019-20	March 2019-20	2019-20	Encumbered	Unexpended	2019-20
Fnd T Acct	Obj Prj Loc Prg Description	Budget	Monthly Activity	FYTD Activity	Amount	Balance - YTD Act	FYTD %
72220	SUPPORT SPECIAL EDUCATION -						
141 E 72220 399 000 00000 000	OTHER CONTRACTED SERVICES	68,000.00	5,952.50	48,152.50	0.00	19,847.50	70.81
141 E 72220 499 000 00000 000	OTHER SUPPLIES AND MATERIALS	8,500.00	273.81	7,330.03	0.00	1,169.97	86.24
141 E 72220 524 000 00000 000	IN SERVICE / STAFF DEVELOPMENT	4,500.00	0.00	1,389.72	0.00	3,110.28	30.88
141 E 72220 --- --- --- ---		1,040,595.00	77,165.11	592,592.91	0.00	448,002.09	56.95
=====							
72230	SUPPORT VOCATIONAL EDUCATION -						
141 E 72230 105 000 00000 000	SUPERVISOR/DIRECTOR	30,600.00	2,377.12	24,714.45	0.00	5,885.55	80.77
141 E 72230 117 000 00000 000	CAREER LADDER PROGRAM	3,000.00	0.00	1,000.00	0.00	2,000.00	33.33
141 E 72230 127 000 00000 000	CAREER LADDER EXTENDED CONTRAC	0.00	0.00	0.00	0.00	0.00	0.00
141 E 72230 161 000 00000 000	SECRETARY(S)	29,787.00	2,291.24	21,766.78	0.00	8,020.22	73.07
141 E 72230 201 000 00000 000	SOCIAL SECURITY	3,930.00	249.08	2,670.17	0.00	1,259.83	67.94
141 E 72230 204 000 00000 000	STATE RETIREMENT	6,434.00	472.87	4,825.17	0.00	1,608.83	74.99
141 E 72230 206 000 00000 000	LIFE INSURANCE	44.00	0.00	44.00	0.00	0.00	100.00
141 E 72230 207 000 00000 000	MEDICAL INSURANCE	20,166.00	2,131.20	14,918.40	0.00	5,247.60	73.98
141 E 72230 212 000 00000 000	EMPLOYER MEDICARE	919.00	58.26	624.54	0.00	294.46	67.96
141 E 72230 299 000 00000 000	OTHER FRINGE BENEFITS	17.00	0.00	0.00	0.00	17.00	0.00
141 E 72230 336 000 00000 000	MAINTENANCE AND REPAIR SERVICE	10,000.00	574.40	1,175.93	0.00	8,824.07	11.76
141 E 72230 355 000 00000 000	TRAVEL	35,000.00	6,419.69	35,495.77	0.00	-495.77	101.42
141 E 72230 499 000 00000 000	OTHER SUPPLIES AND MATERIALS	2,250.00	320.00	1,171.70	0.00	1,078.30	52.08
141 E 72230 --- --- --- ---		142,147.00	14,893.86	108,406.91	0.00	33,740.09	76.26
=====							
72250	SUPPORT EDUCATION TECHNOLOGY						
141 E 72250 105 000 00000 000	TECHNOLOGY SUPERVISOR	122,480.00	9,910.97	92,849.94	0.00	29,630.06	75.81
141 E 72250 121 000 00000 000	DATA PROCESSING PERSONNEL	156,536.00	12,737.01	112,183.07	0.00	44,352.93	71.67
141 E 72250 138 000 00000 000	INSTRUCTIONAL COMPUTER PERSONN	52,079.00	4,339.92	30,379.44	0.00	21,699.56	58.33
141 E 72250 189 000 00000 000	OTHER SALARIES & WAGES	381,311.00	29,294.40	272,919.28	0.00	108,391.72	71.57
141 E 72250 201 000 00000 000	SOCIAL SECURITY	44,169.00	3,070.35	28,513.24	0.00	15,655.76	64.55
141 E 72250 204 000 00000 000	STATE RETIREMENT	68,462.00	5,069.44	46,428.85	0.00	22,033.15	67.82
141 E 72250 206 000 00000 000	LIFE INSURANCE	326.00	0.00	326.00	0.00	0.00	100.00
141 E 72250 207 000 00000 000	MEDICAL INSURANCE	97,507.00	12,520.80	85,813.20	0.00	11,693.80	88.01

Fnd T Acct	Obj Prj Loc	Prg Description	2019-20 Budget	March 2019-20 Monthly Activity	2019-20 FYTD Activity	Encumbered Amount	Unexpended Balance - YTD Act	2019-20 FYTD %
72250 SUPPORT EDUCATION TECHNOLOGY								
141 E 72250	212 000 000000 000	EMPLOYER MEDICARE	10,330.00	767.87	7,013.19	0.00	3,316.81	67.89
141 E 72250	299 000 000000 000	OTHER FRINGE BENEFITS	153.00	0.00	0.00	0.00	153.00	0.00
141 E 72250	350 000 000000 000	INTERNET CONNECTIVITY FEE	100,000.00	5,840.00	46,600.00	0.00	53,400.00	46.60
141 E 72250	355 000 000000 000	TRAVEL	7,000.00	0.00	6,805.22	0.00	194.78	97.22
141 E 72250	399 000 000000 000	OTHER CONTRACTED SERVICES	351,200.00	402.64	241,294.97	0.00	109,905.03	68.71
141 E 72250	499 000 000000 000	OTHER SUPPLIES & MATERIALS	400,000.00	20,082.28	265,876.38	0.00	134,123.62	66.47
141 E 72250	524 440 000000 000	IN-SERVICE/STAFF DEVELOPMENT	0.00	0.00	0.00	0.00	0.00	0.00
141 E 72250	599 000 000000 000	OTHER CHARGES	0.00	0.00	0.00	0.00	0.00	0.00
141 E 72250 --- --- ----- ---			1,791,553.00	104,035.68	1,237,002.78	0.00	554,550.22	69.05
72310 BOARD OF EDUCATION SERVICES								
141 E 72310	191 000 000000 000	BOARD AND COMMITTEE MEMBERS FE	30,000.00	1,665.00	19,875.00	0.00	10,125.00	66.25
141 E 72310	201 000 000000 000	SOCIAL SECURITY	1,860.00	67.90	943.96	0.00	916.04	50.75
141 E 72310	204 000 000000 000	STATE RETIREMENT	2,883.00	138.40	1,578.49	0.00	1,304.51	54.75
141 E 72310	207 000 000000 000	MEDICAL INSURANCE	50,500.00	1,448.40	10,138.80	0.00	40,361.20	20.08
141 E 72310	212 000 000000 000	EMPLOYER MEDICARE	435.00	19.16	253.44	0.00	181.56	58.26
141 E 72310	305 000 000000 000	AUDIT SERVICES	70,000.00	-450.00	57,031.00	0.00	12,969.00	81.47
141 E 72310	320 000 000000 000	DUES AND MEMBERSHIPS	16,669.00	0.00	12,390.00	0.00	4,279.00	74.33
141 E 72310	331 000 000000 000	LEGAL SERVICES	54,000.00	4,500.00	40,500.00	0.00	13,500.00	75.00
141 E 72310	355 000 000000 000	TRAVEL	23,000.00	1,186.30	20,171.57	0.00	2,828.43	87.70
141 E 72310	399 000 000000 000	OTHER CONTRACTED SERVICES	4,000.00	2,000.00	2,000.00	0.00	2,000.00	50.00
141 E 72310	502 000 000000 000	BUILDING & CONTENTS INSURANCE	370,000.00	0.00	413,992.00	0.00	-43,992.00	111.89
141 E 72310	506 000 000000 000	LIABILITY INSURANCE	161,537.00	0.00	136,000.00	0.00	25,537.00	84.19
141 E 72310	508 000 000000 000	PREMIUMS ON CORPORATE SURETY B	6,325.00	0.00	6,300.00	0.00	25.00	99.60
141 E 72310	510 000 000000 000	TRUSTEE'S COMMISSION	580,000.00	27,629.62	484,696.13	0.00	95,303.87	83.57
141 E 72310	513 000 000000 000	WORKER'S COMPENSATION INSURANC	498,396.00	0.00	494,541.00	0.00	3,855.00	99.23
141 E 72310	599 000 000000 000	OTHER CHARGES	15,000.00	281.91	13,814.20	0.00	1,185.80	92.09
141 E 72310 --- --- ----- ---			1,884,605.00	38,486.69	1,714,225.59	0.00	170,379.41	90.96

Fnd T Acct	Obj Prj Loc	Prg	Account Level Description	2019-20 Budget	March 2019-20 Monthly Activity	2019-20 FYTD Activity	Encumbered Amount	Unexpended Balance - YTD Act	2019-20 FYTD %
72320			OFFICE OF THE DIRECTOR						
141 E 72320	101 000	00000 000	DIRECTOR OF SCHOOLS	137,130.00	11,644.22	101,414.63	0.00	35,715.37	73.96
141 E 72320	117 000	00000 000	CAREER LADDER PROGRAM	5,301.00	0.00	0.00	0.00	5,301.00	0.00
141 E 72320	127 000	00000 000	CAREER LADDER EXTENDED CONTRAC	0.00	0.00	0.00	0.00	0.00	0.00
141 E 72320	161 000	00000 000	SECRETARY(S)	172,041.00	13,593.90	130,272.45	0.00	41,768.55	75.72
141 E 72320	188 000	00000 000	BONUS	0.00	0.00	0.00	0.00	0.00	0.00
141 E 72320	189 000	00000 000	OTHER SALARIES & WAGES	30,785.00	2,369.60	22,511.20	0.00	8,273.80	73.12
141 E 72320	201 000	00000 000	SOCIAL SECURITY	20,700.00	1,606.58	14,759.90	0.00	5,940.10	71.30
141 E 72320	204 000	00000 000	STATE RETIREMENT	33,422.00	2,814.39	29,109.04	0.00	4,312.96	87.10
141 E 72320	206 000	00000 000	LIFE INSURANCE	157.00	0.00	157.00	0.00	0.00	100.00
141 E 72320	207 000	00000 000	MEDICAL INSURANCE	48,271.00	7,198.26	52,636.38	0.00	-4,365.38	109.04
141 E 72320	212 000	00000 000	EMPLOYER MEDICARE	4,841.00	375.74	3,572.26	0.00	1,268.74	73.79
141 E 72320	299 000	00000 000	OTHER FRINGE BENEFITS	17.00	0.00	0.00	0.00	17.00	0.00
141 E 72320	307 000	00000 000	COMMUNICATION	75,000.00	3,546.71	49,555.12	0.00	25,444.88	66.07
141 E 72320	348 000	00000 000	POSTAL CHARGES	14,000.00	0.00	10,360.16	0.00	3,639.84	74.00
141 E 72320	355 000	00000 000	TRAVEL	10,000.00	1,673.07	7,547.87	0.00	2,452.13	75.48
141 E 72320	399 000	00000 000	OTHER CONTRACTED SERVICES	85,000.00	7,564.70	57,314.65	0.00	27,685.35	67.43
141 E 72320	435 000	00000 000	OFFICE SUPPLIES	5,000.00	731.04	4,974.13	0.00	25.87	99.48
141 E 72320	---	---		641,665.00	53,118.21	484,184.79	0.00	157,480.21	75.46
				=====	=====	=====	=====	=====	=====
72410			OFFICE OF THE PRINCIPAL						
141 E 72410	104 000	00000 000	PRINCIPALS	912,891.00	73,133.52	544,535.82	0.00	368,355.18	59.65
141 E 72410	117 000	00000 000	CAREER LADDER PROGRAM	25,000.00	0.00	4,500.00	0.00	20,500.00	18.00
141 E 72410	127 000	00000 000	CAREER LADDER EXTENDED CONTRAC	0.00	0.00	0.00	0.00	0.00	0.00
141 E 72410	139 000	00000 000	ASSISTANT PRINCIPALS	928,936.00	72,070.14	541,455.20	0.00	387,480.80	58.29
141 E 72410	161 000	00000 000	SECRETARY(S)	751,938.00	61,932.42	458,545.35	0.00	293,392.65	60.98
141 E 72410	162 000	00000 000	SECRETARIES & BOOKKEEPERS	0.00	0.00	0.00	0.00	0.00	0.00
141 E 72410	189 000	00000 000	OTHER SALARIES & WAGES	119,619.00	10,216.40	89,856.40	0.00	29,762.60	75.12
141 E 72410	201 000	00000 000	SOCIAL SECURITY	169,780.00	12,583.62	95,481.89	0.00	74,298.11	56.24
141 E 72410	204 000	00000 000	STATE RETIREMENT	282,200.00	22,437.89	168,723.12	0.00	113,476.88	59.79
141 E 72410	206 000	00000 000	LIFE INSURANCE	1,302.00	0.00	1,302.00	0.00	0.00	100.00
141 E 72410	207 000	00000 000	MEDICAL INSURANCE	443,348.00	50,244.80	350,572.00	0.00	92,776.00	79.07
141 E 72410	212 000	00000 000	EMPLOYER MEDICARE	39,707.00	2,942.94	22,330.47	0.00	17,376.53	56.24
141 E 72410	299 000	00000 000	OTHER FRINGE BENEFITS	493.00	0.00	0.00	0.00	493.00	0.00
141 E 72410	307 000	00000 000	COMMUNICATION	25,000.00	0.00	0.00	0.00	25,000.00	0.00

Fnd T Acct	Obj Prj Loc	Prg	Account Level Description	2019-20 Budget	March 2019-20 Monthly Activity	2019-20 FYTD Activity	Encumbered Amount	Unexpended Balance - YTD Act	2019-20 FYTD %
72410			OFFICE OF THE PRINCIPAL						
141 E 72410	307 000	00002 000	COMMUNICATION-ASBURY	0.00	0.00	0.00	0.00	0.00	0.00
141 E 72410	307 000	00003 000	COMMUNICATION-MIDWAY	0.00	0.00	0.00	0.00	0.00	0.00
141 E 72410	307 000	00004 000	COMMUNICATION-BCES	0.00	0.00	1,413.05	0.00	-1,413.05	0.00
141 E 72410	307 000	00005 000	COMMUNICATION-BCMS	0.00	0.00	0.00	0.00	0.00	0.00
141 E 72410	307 000	00006 000	COMMUNICATION-GVES	0.00	0.00	1,413.05	0.00	-1,413.05	0.00
141 E 72410	307 000	00007 000	COMMUNICATION-FBES	0.00	0.00	869.57	0.00	-869.57	0.00
141 E 72410	307 000	00008 000	COMMUNICATION-GES	0.00	0.00	1,413.05	0.00	-1,413.05	0.00
141 E 72410	307 000	00009 000	COMMUNICATION-JES	0.00	0.00	1,141.31	0.00	-1,141.31	0.00
141 E 72410	307 000	00010 000	COMMUNICATION-JMS	0.00	0.00	1,141.31	0.00	-1,141.31	0.00
141 E 72410	307 000	00011 000	COMMUNICATION-LES	0.00	0.00	1,141.31	0.00	-1,141.31	0.00
141 E 72410	307 000	00012 000	COMMUNICATION-SCES	0.00	0.00	869.57	0.00	-869.57	0.00
141 E 72410	307 000	00013 000	COMMUNICATION-SSES	0.00	0.00	1,141.31	0.00	-1,141.31	0.00
141 E 72410	307 000	00014 000	COMMUNICATION-WVES	0.00	0.00	1,141.31	0.00	-1,141.31	0.00
141 E 72410	307 000	00015 000	COMMUNICATION-DBHS	0.00	0.00	3,315.23	0.00	-3,315.23	0.00
141 E 72410	307 000	00016 000	COMMUNICATION-DCHS	0.00	0.00	3,315.23	0.00	-3,315.23	0.00
141 E 72410	307 000	00025 000	COMMUNICATION-RVES	0.00	0.00	1,684.79	0.00	-1,684.79	0.00
141 E 72410	355 000	00000 000	TRAVEL	7,000.00	1,028.17	5,907.00	0.00	1,093.00	84.39
141 E 72410	499 000	00000 000	OTHER SUPPLIES AND MATERIALS	71,274.00	0.00	1,109.39	0.00	70,164.61	1.56
141 E 72410	499 000	00002 000	OTHER SUPP. & MATERIALS-ASBURY	0.00	0.00	0.00	0.00	0.00	0.00
141 E 72410	499 000	00003 000	OTHER SUPP. & MATERIALS-MIDWAY	0.00	0.00	0.00	0.00	0.00	0.00
141 E 72410	499 000	00004 000	OTHER SUPP. & MATERIALS-BCES	0.00	0.00	3,099.19	0.00	-3,099.19	0.00
141 E 72410	499 000	00005 000	OTHER SUPP. & MATERIALS-BCMS	0.00	0.00	0.00	0.00	0.00	0.00
141 E 72410	499 000	00006 000	OTHER SUPP. & MATERIALS-GVES	0.00	0.00	2,955.63	0.00	-2,955.63	0.00
141 E 72410	499 000	00007 000	OTHER SUPP. & MATERIALS-FBES	0.00	0.00	2,054.55	0.00	-2,054.55	0.00
141 E 72410	499 000	00008 000	OTHER SUPP. & MATERIALS-GES	0.00	0.00	3,099.89	0.00	-3,099.89	0.00
141 E 72410	499 000	00009 000	OTHER SUPP. & MATERIALS-JES	0.00	0.00	3,099.33	0.00	-3,099.33	0.00
141 E 72410	499 000	00010 000	OTHER SUPP. & MATERIALS-JMS	0.00	0.00	3,004.17	0.00	-3,004.17	0.00
141 E 72410	499 000	00011 000	OTHER SUPP. & MATERIALS-LES	0.00	0.00	2,778.72	0.00	-2,778.72	0.00
141 E 72410	499 000	00012 000	OTHER SUPP. & MATERIALS-SCES	0.00	0.00	2,046.91	0.00	-2,046.91	0.00
141 E 72410	499 000	00013 000	OTHER SUPP. & MATERIALS-SSES	0.00	0.00	2,700.00	0.00	-2,700.00	0.00
141 E 72410	499 000	00014 000	OTHER SUPP. & MATERIALS-WVES	0.00	0.00	3,016.48	0.00	-3,016.48	0.00
141 E 72410	499 000	00015 000	OTHER SUPP. & MATERIALS-DBHS	0.00	0.00	3,561.60	0.00	-3,561.60	0.00
141 E 72410	499 000	00016 000	OTHER SUPP. & MATERIALS-DCHS	0.00	0.00	3,200.00	0.00	-3,200.00	0.00
141 E 72410	499 000	00025 000	OTHER SUPP. & MATERIALS-RVES	0.00	0.00	3,100.40	0.00	-3,100.40	0.00
141 E 72410	599 000	00000 000	OTHER CHARGES	65,000.00	3,180.33	12,736.30	0.00	52,263.70	19.59
141 E 72410	---	---	-----	3,843,488.00	309,770.23	2,354,771.90	0.00	1,488,716.10	61.27

Account Level						2019-20	March 2019-20	2019-20	Encumbered	Unexpended	2019-20		
Fnd	T	Acct	Obj	Prj	Loc	Prg	Description	Budget	Monthly Activity	FYTD Activity	Amount	Balance - YTD Act	FYTD %
72510						FISCAL SERVICES							
141	E	72510	105	000	00000	000	SUPERVISOR/DIRECTOR	134,275.00	10,410.08	99,972.26	0.00	34,302.74	74.45
141	E	72510	162	000	00000	000	ACCOUNTING CLERK	128,548.00	10,641.24	98,314.48	0.00	30,233.52	76.48
141	E	72510	201	000	00000	000	SOCIAL SECURITY	16,295.00	1,218.56	11,769.97	0.00	4,525.03	72.23
141	E	72510	204	000	00000	000	STATE RETIREMENT	25,257.00	2,023.02	18,951.94	0.00	6,305.06	75.04
141	E	72510	206	000	00000	000	LIFE INSURANCE	60.00	0.00	60.00	0.00	0.00	100.00
141	E	72510	207	000	00000	000	MEDICAL INSURANCE	41,221.00	4,805.60	35,055.20	0.00	6,165.80	85.04
141	E	72510	212	000	00000	000	EMPLOYER MEDICARE	3,811.00	284.98	2,752.63	0.00	1,058.37	72.23
141	E	72510	355	000	00000	000	TRAVEL	5,000.00	0.00	2,511.25	0.00	2,488.75	50.23
141	E	72510	399	000	00000	000	OTHER CONTRACTED SERVICES	2,000.00	1,425.00	2,431.59	0.00	-431.59	121.58
141	E	72510	499	000	00000	000	OTHER SUPPLIES AND MATERIALS	15,300.00	1,600.00	7,090.16	0.00	8,209.84	46.34
								<hr/>	<hr/>	<hr/>	<hr/>	<hr/>	<hr/>
141	E	72510	---	---	-----	---		371,767.00	32,408.48	278,909.48	0.00	92,857.52	75.02
								<hr/>	<hr/>	<hr/>	<hr/>	<hr/>	<hr/>
72610						OPERATION OF PLANT							
141	E	72610	166	000	00000	000	CUSTODIAL PERSONNEL	667,557.00	50,244.74	465,913.40	0.00	201,643.60	69.79
141	E	72610	189	000	00000	000	OTHER SALARIES & WAGES	177,744.00	12,330.11	118,428.16	0.00	59,315.84	66.63
141	E	72610	201	000	00000	000	SOCIAL SECURITY	52,409.00	3,598.45	34,636.61	0.00	17,772.39	66.09
141	E	72610	204	000	00000	000	STATE RETIREMENT	81,233.00	4,979.78	44,106.32	0.00	37,126.68	54.30
141	E	72610	206	000	00000	000	LIFE INSURANCE	695.00	0.00	695.00	0.00	0.00	100.00
141	E	72610	207	000	00000	000	MEDICAL INSURANCE	219,816.00	18,489.60	126,854.40	0.00	92,961.60	57.71
141	E	72610	212	000	00000	000	EMPLOYER MEDICARE	12,257.00	841.58	8,102.28	0.00	4,154.72	66.10
141	E	72610	328	000	00000	000	JANITORIAL SERVICES	840,000.00	0.00	0.00	0.00	840,000.00	0.00
141	E	72610	328	000	00002	000	JANITORIAL SERVICES-ASBURY	0.00	0.00	0.00	0.00	0.00	0.00
141	E	72610	328	000	00003	000	JANITORIAL SERVICES-MIDWAY	0.00	0.00	0.00	0.00	0.00	0.00
141	E	72610	328	000	00004	000	JANITORIAL SERVICES-BCES	0.00	5,285.25	47,567.25	0.00	-47,567.25	0.00
141	E	72610	328	000	00005	000	JANITORIAL SERVICES-BCMS	0.00	0.00	0.00	0.00	0.00	0.00
141	E	72610	328	000	00006	000	JANITORIAL SERVICES-GVES	0.00	6,029.48	52,609.32	0.00	-52,609.32	0.00
141	E	72610	328	000	00007	000	JANITORIAL SERVICES-FBES	0.00	3,397.42	30,576.78	0.00	-30,576.78	0.00
141	E	72610	328	000	00008	000	JANITORIAL SERVICES-GES	0.00	0.00	0.00	0.00	0.00	0.00
141	E	72610	328	000	00009	000	JANITORIAL SERVICES-JES	0.00	5,307.39	47,766.51	0.00	-47,766.51	0.00
141	E	72610	328	000	00010	000	JANITORIAL SERVICES-JMS	0.00	4,555.12	40,996.08	0.00	-40,996.08	0.00
141	E	72610	328	000	00011	000	JANITORIAL SERVICES-LES	0.00	0.00	0.00	0.00	0.00	0.00
141	E	72610	328	000	00012	000	JANITORIAL SERVICES-SCES	0.00	5,525.34	49,728.06	0.00	-49,728.06	0.00
141	E	72610	328	000	00013	000	JANITORIAL SERVICES-SSES	0.00	4,161.20	37,450.80	0.00	-37,450.80	0.00
141	E	72610	328	000	00014	000	JANITORIAL SERVICES-WVES	0.00	4,113.70	37,023.30	0.00	-37,023.30	0.00

Fnd T	Acct	Obj	Prj	Loc	Prg	Account Level Description	2019-20 Budget	March 2019-20 Monthly Activity	2019-20 FYTD Activity	Encumbered Amount	Unexpended Balance - YTD Act	2019-20 FYTD %
72610						OPERATION OF PLANT						
141 E	72610	328	000	00015	000	JANITORIAL SERVICES-DBHS	0.00	12,530.10	112,770.90	0.00	-112,770.90	0.00
141 E	72610	328	000	00016	000	JANITORIAL SERVICES-DCHS	0.00	12,530.10	112,770.90	0.00	-112,770.90	0.00
141 E	72610	328	000	00025	000	JANITORIAL SERVICES-RVES	0.00	5,836.02	52,524.18	0.00	-52,524.18	0.00
141 E	72610	359	000	00000	000	DISPOSAL FEES	124,000.00	12,112.88	111,805.25	0.00	12,194.75	90.17
141 E	72610	399	000	00000	000	OTHER CONTRACTED SERVICES	149,010.00	5,470.47	117,160.80	0.00	31,849.20	78.63
141 E	72610	410	000	00000	000	CUSTODIAL SUPPLIES	130,000.00	186.60	13,729.05	0.00	116,270.95	10.56
141 E	72610	410	000	00002	000	CUSTODIAL SUPPLIES-ASBURY	0.00	0.00	261.85	0.00	-261.85	0.00
141 E	72610	410	000	00003	000	CUSTODIAL SUPPLIES-MIDWAY	0.00	0.00	938.68	0.00	-938.68	0.00
141 E	72610	410	000	00004	000	CUSTODIAL SUPPLIES-BCES	0.00	614.76	10,316.02	0.00	-10,316.02	0.00
141 E	72610	410	000	00005	000	CUSTODIAL SUPPLIES-BCMS	0.00	0.00	0.00	0.00	0.00	0.00
141 E	72610	410	000	00006	000	CUSTODIAL SUPPLIES-GVES	0.00	1,073.83	5,567.52	0.00	-5,567.52	0.00
141 E	72610	410	000	00007	000	CUSTODIAL SUPPLIES-FBES	0.00	0.00	2,346.89	0.00	-2,346.89	0.00
141 E	72610	410	000	00008	000	CUSTODIAL SUPPLIES-GES	0.00	1,022.05	6,940.02	0.00	-6,940.02	0.00
141 E	72610	410	000	00009	000	CUSTODIAL SUPPLIES-JES	0.00	508.37	3,313.44	0.00	-3,313.44	0.00
141 E	72610	410	000	00010	000	CUSTODIAL SUPPLIES-JMS	0.00	196.64	3,427.23	0.00	-3,427.23	0.00
141 E	72610	410	000	00011	000	CUSTODIAL SUPPLIES-LES	0.00	1,071.05	7,373.00	0.00	-7,373.00	0.00
141 E	72610	410	000	00012	000	CUSTODIAL SUPPLIES-SCES	0.00	0.00	2,404.14	0.00	-2,404.14	0.00
141 E	72610	410	000	00013	000	CUSTODIAL SUPPLIES-SSES	0.00	0.00	2,929.46	0.00	-2,929.46	0.00
141 E	72610	410	000	00014	000	CUSTODIAL SUPPLIES-WVES	0.00	617.75	3,457.38	0.00	-3,457.38	0.00
141 E	72610	410	000	00015	000	CUSTODIAL SUPPLIES-DBHS	0.00	954.86	9,544.23	0.00	-9,544.23	0.00
141 E	72610	410	000	00016	000	CUSTODIAL SUPPLIES-DCHS	0.00	1,318.79	8,844.68	0.00	-8,844.68	0.00
141 E	72610	410	000	00025	000	CUSTODIAL SUPPLIES-RVES	0.00	1,329.89	6,884.21	0.00	-6,884.21	0.00
141 E	72610	415	000	00000	000	ELECTRICITY	2,048,151.00	9,790.77	89,086.39	0.00	1,959,064.61	4.35
141 E	72610	415	000	00002	000	ELECTRICITY-ASBURY	0.00	2,876.25	18,400.53	0.00	-18,400.53	0.00
141 E	72610	415	000	00003	000	ELECTRICITY-MIDWAY	0.00	2,677.76	17,208.91	0.00	-17,208.91	0.00
141 E	72610	415	000	00004	000	ELECTRICITY-BCES	0.00	10,256.35	106,996.74	0.00	-106,996.74	0.00
141 E	72610	415	000	00005	000	ELECTRICITY-BCMS	0.00	3,062.63	30,155.48	0.00	-30,155.48	0.00
141 E	72610	415	000	00006	000	ELECTRICITY-GVES	0.00	12,485.31	128,030.39	0.00	-128,030.39	0.00
141 E	72610	415	000	00007	000	ELECTRICITY-FBES	0.00	5,296.11	46,573.73	0.00	-46,573.73	0.00
141 E	72610	415	000	00008	000	ELECTRICITY-GES	0.00	9,781.06	86,400.20	0.00	-86,400.20	0.00
141 E	72610	415	000	00009	000	ELECTRICITY-JES	0.00	8,032.19	88,968.92	0.00	-88,968.92	0.00
141 E	72610	415	000	00010	000	ELECTRICITY-JMS	0.00	6,331.32	58,749.14	0.00	-58,749.14	0.00
141 E	72610	415	000	00011	000	ELECTRICITY-LES	0.00	10,415.68	105,994.66	0.00	-105,994.66	0.00
141 E	72610	415	000	00012	000	ELECTRICITY-SCES	0.00	6,301.36	58,917.39	0.00	-58,917.39	0.00
141 E	72610	415	000	00013	000	ELECTRICITY-SSES	0.00	8,307.36	71,058.52	0.00	-71,058.52	0.00
141 E	72610	415	000	00014	000	ELECTRICITY-WVES	0.00	8,699.72	72,283.67	0.00	-72,283.67	0.00
141 E	72610	415	000	00015	000	ELECTRICITY-DBHS	0.00	25,772.16	240,836.03	0.00	-240,836.03	0.00
141 E	72610	415	000	00016	000	ELECTRICITY-DCHS	0.00	24,899.66	226,902.76	0.00	-226,902.76	0.00

Fnd T	Acct	Obj	Prj	Loc	Prg	Account Level Description	2019-20 Budget	March 2019-20 Monthly Activity	2019-20 FYTD Activity	Encumbered Amount	Unexpended Balance - YTD Act	2019-20 FYTD %
72610						OPERATION OF PLANT						
141 E	72610	415	000	00025	000	ELECTRICITY-RVES	0.00	12,596.80	126,950.53	0.00	-126,950.53	0.00
141 E	72610	434	000	00000	000	NATURAL GAS	113,300.00	2,212.16	10,942.00	0.00	102,358.00	9.66
141 E	72610	434	000	00002	000	NATURAL GAS-ASBURY	0.00	0.00	0.00	0.00	0.00	0.00
141 E	72610	434	000	00003	000	NATURAL GAS-MIDWAY	0.00	0.00	0.00	0.00	0.00	0.00
141 E	72610	434	000	00004	000	NATURAL GAS-BCES	0.00	2,444.99	11,632.10	0.00	-11,632.10	0.00
141 E	72610	434	000	00005	000	NATURAL GAS-BCMS	0.00	405.67	1,883.35	0.00	-1,883.35	0.00
141 E	72610	434	000	00006	000	NATURAL GAS-GVES	0.00	0.00	0.00	0.00	0.00	0.00
141 E	72610	434	000	00007	000	NATURAL GAS-FBES	0.00	0.00	0.00	0.00	0.00	0.00
141 E	72610	434	000	00008	000	NATURAL GAS-GES	0.00	0.00	0.00	0.00	0.00	0.00
141 E	72610	434	000	00009	000	NATURAL GAS-JES	0.00	957.56	3,701.15	0.00	-3,701.15	0.00
141 E	72610	434	000	00010	000	NATURAL GAS-JMS	0.00	983.29	3,904.40	0.00	-3,904.40	0.00
141 E	72610	434	000	00011	000	NATURAL GAS-LES	0.00	1,153.70	9,361.65	0.00	-9,361.65	0.00
141 E	72610	434	000	00012	000	NATURAL GAS-SCES	0.00	0.00	0.00	0.00	0.00	0.00
141 E	72610	434	000	00013	000	NATURAL GAS-SSES	0.00	529.59	4,019.88	0.00	-4,019.88	0.00
141 E	72610	434	000	00014	000	NATURAL GAS-WVES	0.00	0.00	0.00	0.00	0.00	0.00
141 E	72610	434	000	00015	000	NATURAL GAS-DBHS	0.00	278.00	4,097.72	0.00	-4,097.72	0.00
141 E	72610	434	000	00016	000	NATURAL GAS-DCHS	0.00	2,524.16	11,123.42	0.00	-11,123.42	0.00
141 E	72610	434	000	00025	000	NATURAL GAS-RVES	0.00	0.00	0.00	0.00	0.00	0.00
141 E	72610	454	000	00000	000	WATER AND SEWER	238,703.00	2,101.27	22,241.43	0.00	216,461.57	9.32
141 E	72610	454	000	00002	000	WATER & SEWER-ASBURY	0.00	414.67	3,655.60	0.00	-3,655.60	0.00
141 E	72610	454	000	00003	000	WATER & SEWER-MIDWAY	0.00	0.00	0.00	0.00	0.00	0.00
141 E	72610	454	000	00004	000	WATER & SEWER-BCES	0.00	1,218.62	14,912.45	0.00	-14,912.45	0.00
141 E	72610	454	000	00005	000	WATER & SEWER-BCMS	0.00	4,537.46	16,747.01	0.00	-16,747.01	0.00
141 E	72610	454	000	00006	000	WATER & SEWER-GVES	0.00	2,015.25	10,426.52	0.00	-10,426.52	0.00
141 E	72610	454	000	00007	000	WATER & SEWER-FBES	0.00	1,484.75	9,210.49	0.00	-9,210.49	0.00
141 E	72610	454	000	00008	000	WATER & SEWER-GES	0.00	2,531.42	22,001.66	0.00	-22,001.66	0.00
141 E	72610	454	000	00009	000	WATER & SEWER-JES	0.00	560.03	6,654.87	0.00	-6,654.87	0.00
141 E	72610	454	000	00010	000	WATER & SEWER-JMS	0.00	581.63	5,895.27	0.00	-5,895.27	0.00
141 E	72610	454	000	00011	000	WATER & SEWER-LES	0.00	476.37	5,873.03	0.00	-5,873.03	0.00
141 E	72610	454	000	00012	000	WATER & SEWER-SCES	0.00	313.00	2,067.78	0.00	-2,067.78	0.00
141 E	72610	454	000	00013	000	WATER & SEWER-SSES	0.00	551.37	10,044.42	0.00	-10,044.42	0.00
141 E	72610	454	000	00014	000	WATER & SEWER-WVES	0.00	578.49	4,615.24	0.00	-4,615.24	0.00
141 E	72610	454	000	00015	000	WATER & SEWER-DBHS	0.00	0.00	28,916.24	0.00	-28,916.24	0.00
141 E	72610	454	000	00016	000	WATER & SEWER-DCHS	0.00	7,518.48	31,879.25	0.00	-31,879.25	0.00
141 E	72610	454	000	00025	000	WATER & SEWER-RVES	0.00	1,341.93	19,202.33	0.00	-19,202.33	0.00
141 E	72610	499	000	00000	000	OTHER SUPPLIES AND MATERIALS	70,000.00	459.96	70,060.31	0.00	-60.31	100.09
141 E	72610	501	000	00000	000	BOILER INSURANCE	20,240.00	0.00	20,000.00	0.00	240.00	98.81
141 E	72610	599	000	00000	000	OTHER CHARGES	38,000.00	4,588.70	40,998.87	0.00	-2,998.87	107.89

Fnd T Acct	Obj Prj Loc	Prg Description	2019-20 Budget	March 2019-20 Monthly Activity	2019-20 FYTD Activity	Encumbered Amount	Unexpended Balance - YTD Act	2019-20 FYTD %
72610 OPERATION OF PLANT								
141 E 72610	---	---	4,983,115.00	396,578.33	3,717,346.53	0.00	1,265,768.47	74.60
72620 MAINTENANCE OF PLANT								
141 E 72620	105 000	00000 000 SUPERVISOR/DIRECTOR	188,865.00	15,431.34	140,986.06	0.00	47,878.94	74.65
141 E 72620	167 000	00000 000 MAINTENANCE PERSONNEL	743,456.00	52,681.87	492,400.85	0.00	251,055.15	66.23
141 E 72620	201 000	00000 000 SOCIAL SECURITY	57,804.00	3,929.32	36,764.83	0.00	21,039.17	63.60
141 E 72620	204 000	00000 000 STATE RETIREMENT	89,596.00	6,270.88	56,991.88	0.00	32,604.12	63.61
141 E 72620	206 000	00000 000 LIFE INSURANCE	281.00	0.00	281.00	0.00	0.00	100.00
141 E 72620	207 000	00000 000 MEDICAL INSURANCE	122,352.00	17,103.90	120,462.90	0.00	1,889.10	98.46
141 E 72620	212 000	00000 000 EMPLOYER MEDICARE	13,519.00	918.95	8,598.08	0.00	4,920.92	63.60
141 E 72620	304 000	00000 000 ARCHITECTS	0.00	0.00	0.00	0.00	0.00	0.00
141 E 72620	307 000	00000 000 COMMUNICATION	2,700.00	236.98	2,575.86	0.00	124.14	95.40
141 E 72620	335 000	00000 000 MAINTENANCE & REPAIR - BUILDIN	45,000.00	15,170.45	29,760.89	0.00	15,239.11	66.14
141 E 72620	336 000	00000 000 MAINTENANCE AND REPAIR SERVICE	50,000.00	0.00	38,711.30	0.00	11,288.70	77.42
141 E 72620	399 000	00000 000 OTHER CONTRACTED SERVICES	500.00	0.00	0.00	0.00	500.00	0.00
141 E 72620	499 000	00000 000 OTHER SUPPLIES AND MATERIALS	450,000.00	48,570.32	350,583.45	0.00	99,416.55	77.91
141 E 72620	599 000	00000 000 OTHER CHARGES	26,000.00	2,162.64	18,336.09	0.00	7,663.91	70.52
141 E 72620	701 000	00000 000 ADMINISTRATION EQUIPMENT	583,444.00	27,717.37	439,201.65	0.00	144,242.35	75.28
141 E 72620	---	---	2,373,517.00	190,194.02	1,735,654.84	0.00	637,862.16	73.13
72710 STUDENT TRANSPORTATION								
141 E 72710	105 000	00000 000 SUPERVISOR/DIRECTOR	112,296.00	8,640.00	80,219.19	0.00	32,076.81	71.44
141 E 72710	142 000	00000 000 MECHANIC(S)	175,944.00	8,443.80	117,232.78	0.00	58,711.22	66.63
141 E 72710	146 000	00000 000 BUS DRIVERS	1,139,002.00	93,610.28	670,918.86	0.00	468,083.14	58.90
141 E 72710	189 000	00000 000 OTHER PERSONEL	0.00	0.00	0.00	0.00	0.00	0.00
141 E 72710	201 000	00000 000 SOCIAL SECURITY	88,489.00	6,241.46	49,837.37	0.00	38,651.63	56.32
141 E 72710	204 000	00000 000 STATE RETIREMENT	137,158.00	10,057.36	77,809.47	0.00	59,348.53	56.73
141 E 72710	206 000	00000 000 LIFE INSURANCE	1,517.00	534.24	1,517.00	0.00	0.00	100.00
141 E 72710	207 000	00000 000 MEDICAL INSURANCE	414,982.00	38,251.60	263,238.80	0.00	151,743.20	63.43
141 E 72710	212 000	00000 000 EMPLOYER MEDICARE	20,695.00	1,479.66	11,952.97	0.00	8,742.03	57.76

Fnd T Acct	Obj Prj Loc	Prg Description	2019-20 Budget	March 2019-20 Monthly Activity	2019-20 FYTD Activity	Encumbered Amount	Unexpended Balance - YTD Act	2019-20 FYTD %
72710		STUDENT TRANSPORTATION						
141 E 72710 307 000 00000 000		COMMUNICATION	750.00	55.32	492.06	0.00	257.94	65.61
141 E 72710 330 000 00000 000		OPERATING LEASE PAYMENTS	8,400.00	682.13	8,262.89	0.00	137.11	98.37
141 E 72710 399 000 00000 000		OTHER CONTRACTED SERVICES	5,000.00	260.00	3,295.47	0.00	1,704.53	65.91
141 E 72710 412 000 00000 000		DIESEL FUEL	325,000.00	20,585.71	179,797.71	0.00	145,202.29	55.32
141 E 72710 424 000 00000 000		GARAGE SUPPLIES	30,000.00	66.58	6,762.45	0.00	23,237.55	22.54
141 E 72710 425 000 00000 000		GASOLINE	150,000.00	11,725.76	104,820.21	0.00	45,179.79	69.88
141 E 72710 450 000 00000 000		TIRES AND TUBES	60,000.00	9,041.80	32,196.91	0.00	27,803.09	53.66
141 E 72710 453 000 00000 000		VEHICLE PARTS	160,000.00	7,034.85	70,755.23	0.00	89,244.77	44.22
141 E 72710 499 000 00000 000		OTHER SUPPLIES AND MATERIALS	5,000.00	837.62	2,573.14	0.00	2,426.86	51.46
141 E 72710 511 000 00000 000		VEHICLE AND EQUIPMENT INSURANC	113,849.00	0.00	113,000.00	0.00	849.00	99.25
141 E 72710 599 000 00000 000		OTHER CHARGES	18,000.00	2,302.83	15,957.88	0.00	2,042.12	88.65
141 E 72710 729 000 00000 000		TRANSPORTATION EQUIPMENT	142,840.00	32,314.00	117,219.47	0.00	25,620.53	82.06
141 E 72710 --- --- --- ---			3,108,922.00	252,165.00	1,927,859.86	0.00	1,181,062.14	62.01
=====								
72810		OTHER SUPPORT SERVICES						
141 E 72810 105 000 00000 000		FAMILY RESOURCE DIRECTOR	64,914.00	5,406.08	37,876.91	0.00	27,037.09	58.35
141 E 72810 162 000 00000 000		CLERICAL PERSONNEL	23,697.00	1,620.32	13,002.08	0.00	10,694.92	54.87
141 E 72810 189 000 00000 000		OTHER SALARIES & WAGES	15,747.00	1,001.00	7,654.50	0.00	8,092.50	48.61
141 E 72810 201 000 00000 000		SOCIAL SECURITY	6,470.00	411.82	2,980.80	0.00	3,489.20	46.07
141 E 72810 204 000 00000 000		STATE RETIREMENT	10,691.00	731.92	5,284.86	0.00	5,406.14	49.43
141 E 72810 206 000 00000 000		LIFE INSURANCE	76.00	30.40	76.00	0.00	0.00	100.00
141 E 72810 207 000 00000 000		MEDICAL INSURANCE	13,615.00	1,420.80	9,945.60	0.00	3,669.40	73.05
141 E 72810 212 000 00000 000		EMPLOYER MEDICARE	1,513.00	110.82	808.12	0.00	704.88	53.41
141 E 72810 499 000 00000 000		OTHER SUPPLIES AND MATERIALS	4,500.00	327.93	3,176.69	0.00	1,323.31	70.59
141 E 72810 599 000 00000 000		OTHER CHARGES	5,500.00	0.00	0.00	0.00	5,500.00	0.00
141 E 72810 --- --- --- ---			146,723.00	11,061.09	80,805.56	0.00	65,917.44	55.07
=====								



Fnd T Acct	Obj Prj Loc	Prg Description	2019-20 Budget	March 2019-20 Monthly Activity	2019-20 FYTD Activity	Encumbered Amount	Unexpended Balance - YTD Act	2019-20 FYTD %
73400		EARLY CHILDHOOD EDUCATION						
141 E 73400	116 000 000000	000 TEACHERS	229,511.00	15,927.41	111,391.95	0.00	118,119.05	48.53
141 E 73400	163 000 000000	000 EDUCATIONAL ASSISTANTS	42,670.00	3,807.79	28,861.04	0.00	13,808.96	67.64
141 E 73400	201 000 000000	000 SOCIAL SECURITY	16,875.00	1,115.11	7,943.71	0.00	8,931.29	47.07
141 E 73400	204 000 000000	000 STATE RETIREMENT	28,498.00	2,004.82	14,244.44	0.00	14,253.56	49.98
141 E 73400	207 000 000000	000 MEDICAL INSURANCE	51,286.00	4,290.00	30,030.00	0.00	21,256.00	58.55
141 E 73400	212 000 000000	000 EMPLOYER MEDICARE	3,947.00	261.27	1,858.25	0.00	2,088.75	47.08
141 E 73400	336 000 000000	000 MAINTENANCE & REPAIR SERVICES	2,340.00	0.00	0.00	0.00	2,340.00	0.00
141 E 73400	355 000 000000	000 TRAVEL	0.00	0.00	0.00	0.00	0.00	0.00
141 E 73400	429 000 000000	000 INSTRUCTIONAL SUPPLIES / NISWO	11,000.00	-66.08	2,068.54	0.00	8,931.46	18.80
141 E 73400	499 000 000000	000 OTHER SUPPLIES AND MATERIALS	8,183.00	32.00	1,391.09	0.00	6,791.91	17.00
141 E 73400	524 000 000000	000 IN SERVICE / STAFF DEVELOPMENT	4,000.00	139.46	7,833.68	0.00	-3,833.68	195.84
141 E 73400	599 000 000000	000 OTHER CHARGES	27,000.00	0.00	16,397.13	0.00	10,602.87	60.73
141 E 73400	722 000 000000	000 REGULAR INSTRUCTION EQUIPMENT	12,831.00	0.00	0.00	0.00	12,831.00	0.00
141 E 73400	---	---	438,141.00	27,511.78	222,019.83	0.00	216,121.17	50.67
=====								
76100		REGULAR CAPITAL OUTLAY						
141 E 76100	304 000 000000	000 ARCHITECTS	0.00	0.00	0.00	0.00	0.00	0.00
141 E 76100	304 001 000000	000 ARCHITECTS / BCE-JE GYM FLOORS	0.00	0.00	0.00	0.00	0.00	0.00
141 E 76100	308 000 000000	000 CONSULTANTS	0.00	0.00	0.00	0.00	0.00	0.00
141 E 76100	707 000 000000	000 BUILDING IMPROVEMENTS	0.00	0.00	0.00	0.00	0.00	0.00
141 E 76100	724 000 000000	000 SITE DEVELOPMENT	0.00	0.00	0.00	0.00	0.00	0.00
141 E 76100	799 000 000000	000 OTHER CAPITAL OUTLAY	0.00	0.00	0.00	0.00	0.00	0.00
141 E 76100	---	---	0.00	0.00	0.00	0.00	0.00	0.00
=====								
99100		TRANSFERS						
141 E 99100	316 000 000000	000 CONTRIBUTIONS TO DS	0.00	0.00	0.00	0.00	0.00	0.00
141 E 99100	590 000 000000	000 TRANSFERS TO OTHER FUNDS	260,000.00	0.00	260,000.00	0.00	0.00	100.00
141 E 99100	---	---	260,000.00	0.00	260,000.00	0.00	0.00	100.00
=====								

Fnd T Acct	Obj Prj Loc	Prg	Account Level Description	2019-20 Budget	March 2019-20 Monthly Activity	2019-20 FYTD Activity	Encumbered Amount	Unexpended Balance - YTD Act	2019-20 FYTD %
00000									
141 -	-----	---	-----	---					
				70,733,171.00	5,796,669.29	44,907,496.49	0.00	25,825,674.51	63.49

Number of Accounts: 556

\*\*\*\*\* End of report \*\*\*\*\*

Acct	Account Level Description	Amount
A	Asset	
11140	CASH WITH TRUSTEE D.	0.00
11140	CASH WITH TRUSTEE	18,331,929.61
11140		2,931.34
11300	INVESTMENTS	0.00
11410	ACCOUNTS RECEIVABLE	3,769.95
11420	Allowance for Doubtful Accts.	0.00
11430	DUE FROM OTHER GOVERNMENTS	2,569,118.00
11440	DUE FROM OTHER FUNDS	16,624.16
11500	PROPERTY TAX RECEIVABLE	12,344,680.00
11510	ALLOWANCE FOR UNCOLL. PROPERTY	222,497.00CR
11600	PRE-PAID ITEMS	0.00
11820	CASH SHORTAGE	0.00
11890	OTHER CURRENT ASSETS	0.00
21100		0.00
-----		33,046,556.06
		=====

L	Liability	
21100	ACCOUNTS PAYABLE	290,808.49CR
21300	PAYROLL ADJUSTMENTS	0.00
21310	INCOME TAX WITHHELD AND UNPAID	225,685.10CR
21320	SOCIAL SECURITY TAX	340,834.52CR
21325	EMPLOYEE MEDICARE DEDUCTION	80,146.77CR
21330	RETIREMENT CONTRIBUTIONS	492,119.95CR
21331	HYBRID EMPLOYER CONTRIBUTION	0.00
21339	STATE DENTAL PLAN	1,926.34
21340	MEDICAL INSURANCE CONTRIBUTION	53,845.06CR
21341	COLONIAL LIFE INS PAYABLE	0.00
21342	HARTFORD ROTH	530.00
21342	SOCIAL SECURITY	0.00
21342	STATE RETIREMENT	0.00
21342	MEDICAL INSURANCE	0.00
21342	MEDICARE	0.00
21343	AMERICAN FAMILY LIFE PAYABLE	100.20CR
21344	HORACE MANN LIFE INS PAYABLE	68.97
21345	CITIZENS SECURITY DENTAL	0.00
21346	WASHINGTON NATIONAL INS CO	0.00
21347	LIBERTY NATIONAL INS PAYABLE	0.00
21348	MEDICAL INSURANCE PAYABLE	6,844.60CR
21349	UNITED WAY	0.00
21350	NTA LIFE BUSINESS SERVICES	0.00
21351	HORACE MANN ANNUITY PAYABLE	530.40CR
21352	TRANSAMERICA	0.00
21353	DAVIS VISION	476.52
21354	ONE AMERICA	0.00
21355	EDUCATIONAL PLANNING GROUP	150.00
21356	TRUSTMARK	0.00
21357	MODERN WOODMEN INS PAYABLE	60.00
21358	HYBRID-TAXED CONTRIBUTION	3,188.10CR
21359	HYBRID PRETAXED CONTRIBUTION	14,881.90CR
21360	GARNISHMENTS AND LEVIES	1,033.18
21361	CENTRAL STATES HEALTH & LIFE C	0.00

Acct	Account Level Description	Amount
L	Liability	
21362	USABLE LIFE	0.00
21362	SOCIAL SECURITY	0.00
21362	STATE RETIREMENT	0.00
21362	MEDICAL INSURANCE	0.00
21362	MEDICARE	0.00
21363	MISCELLANEOUS DEDUCTIONS	0.00
21364	LEGAL SHIELD	0.00
21365	WAGWORKS	185.00CR
21365	WAGWORKS	0.00
21366	VALU TEACHERS	4,249.00
21367	LIFE INSURANCE OF ALABAMA	0.00
21370	AIG RETIREMENT (VALIC)	336.00
21380	CREDIT UNION DEDUCTIONS	0.00
21390	NEA TEA WCEA DUES	0.00
21500	DUE TO OTHER FUNDS	0.00
21510	DUE TO PRIMARY GOVERNMENT	0.00
21600	DUE TO GENERAL GOVERNMENT	0.00
21900	DUE TO PTO	0.00
29940	DEFERRED CURRENT PROP. TAXES	11,705,900.00CR
29945	DEF. DELINQUENT PROPERTY TAXES	361,914.00CR

-----  
13,568,154.08CR  
=====

Q	Equity	
34110	PURCHASE ORDERS PAYABLE	0.00
34111	RESERVE FOR ENCUMBRANCE	0.00
34120	ENCUMBRANCE PRIOR YEAR	0.00
34240	PRE-PAID ITEMS	0.00
34555	RESTRICTED FOR EDUCATION	12,648.44CR
34560	RESTRICTED FOR EDUCATION - CL	0.00
34755	ASSIGNED FOR EDUCATION - NISWO	0.00
34760	ASSIGNED FOR INSTRUCTION - RET	0.00
34765	ASSIGNED FOR SUPPORT SERVICES	1,410,000.00CR
34770	ASSIGNED FOR OPERATION NON-INS	0.00
34775	ASSIGNED FOR CAPITAL OUTLAY	0.00
34780	ASSIGNED FOR EDUCATION - CASH	1,975,000.00CR
39000	REV EXP SUMMARY FLOW THROUGH	16,080,753.54CR
39999	UNDESIGNATED FUND BALANCE	0.00

-----  
19,478,401.98CR  
=====

Grand Asset Totals	33,046,556.06
Grand Liability Tota	13,568,154.08CR
Grand Equity Totals	19,478,401.98CR
Grand Totals	0.00

Number of Accounts: 82

		CHECK CHECK				
FND	ACCT	OBJ	NUMBER	DATE	VENDOR	AMOUNT
142	21365	000	142211153	03/06/2020	AMERICAN FIDELITY	770.00
142	21365	000	142211153	03/06/2020	AMERICAN FIDELITY	415.00
142	72210	355	142211154	03/06/2020	BURLESON, MARTHA	3.76
142	21310	000	142211155	03/06/2020	FIRST HORIZON BANK	107.30
142	21320	000	142211155	03/06/2020	FIRST HORIZON BANK	136.86
142	21325	000	142211155	03/06/2020	FIRST HORIZON BANK	32.00
142	72210	355	142211156	03/06/2020	HOLCOMBE, ELLIS	276.83
142	71100	429	142211157	03/06/2020	IMPERO SOLUTIONS	660.00
142	72220	524	142211158	03/06/2020	MYERS, MINDY	94.00
142	71300	499	142211159	03/06/2020	NATIONAL RESTAURANT	900.00
142	72220	499	142211160	03/06/2020	SCHOOL SPECIALTY	4,023.90
142	72220	499	142211161	03/06/2020	SONOVA USA INC	825.99
142	72210	499	142211162	03/06/2020	VERIZON WIRELESS	51.36
142	72210	355	142211163	03/06/2020	WHITAKER, JERRY	19.74
142	72130	499	142211180	03/11/2020	BLUSOURCE	114.26
142	72130	499	142211181	03/11/2020	DCHS FCCLA DEPT	244.46
142	72130	499	142211182	03/11/2020	DCHS GRAPHIC ARTS	840.00
142	21310	000	141211169	03/11/2020	FIRST HORIZON BANK	225,795.41
142	21320	000	141211169	03/11/2020	FIRST HORIZON BANK	340,868.18
142	21325	000	141211169	03/11/2020	FIRST HORIZON BANK	80,221.40
142	21310	000	142211183	03/11/2020	FIRST HORIZON BANK	1,398.17
142	21310	000	142211183	03/11/2020	FIRST HORIZON BANK	5,319.42
142	21310	000	142211183	03/11/2020	FIRST HORIZON BANK	909.08
142	21310	000	142211183	03/11/2020	FIRST HORIZON BANK	413.28
142	21310	000	142211183	03/11/2020	FIRST HORIZON BANK	4,116.21
142	21310	000	142211183	03/11/2020	FIRST HORIZON BANK	169.17
142	21320	000	142211183	03/11/2020	FIRST HORIZON BANK	668.78
142	21320	000	142211183	03/11/2020	FIRST HORIZON BANK	7,611.96
142	21320	000	142211183	03/11/2020	FIRST HORIZON BANK	1,817.28
142	21320	000	142211183	03/11/2020	FIRST HORIZON BANK	1,084.98
142	21320	000	142211183	03/11/2020	FIRST HORIZON BANK	10.24
142	21320	000	142211183	03/11/2020	FIRST HORIZON BANK	11,068.72
142	21320	000	142211183	03/11/2020	FIRST HORIZON BANK	294.08
142	21325	000	142211183	03/11/2020	FIRST HORIZON BANK	348.18
142	21325	000	142211183	03/11/2020	FIRST HORIZON BANK	1,817.64
142	21325	000	142211183	03/11/2020	FIRST HORIZON BANK	425.00
142	21325	000	142211183	03/11/2020	FIRST HORIZON BANK	253.74
142	21325	000	142211183	03/11/2020	FIRST HORIZON BANK	2.40
142	21325	000	142211183	03/11/2020	FIRST HORIZON BANK	2,588.66
142	21325	000	142211183	03/11/2020	FIRST HORIZON BANK	68.78
142	71100	429	142211184	03/11/2020	HEINEMANN	605.00
142	21344	000	142211185	03/11/2020	HORACE MANN INSURANC	96.68
142	72130	499	142211186	03/11/2020	INGLES MARKETS, INC	75.44
142	21342	000	142211187	03/11/2020	OMNI GROUP	100.00
142	21342	000	142211187	03/11/2020	OMNI GROUP	20.00
142	21351	000	142211187	03/11/2020	OMNI GROUP	500.00
142	21366	000	142211187	03/11/2020	OMNI GROUP	320.00
142	21366	000	142211187	03/11/2020	OMNI GROUP	128.00
142	21366	000	142211187	03/11/2020	OMNI GROUP	405.00
142	21370	000	142211187	03/11/2020	OMNI GROUP	400.00
142	72130	499	142211188	03/11/2020	PAPA JOHN'S PIZZA	398.50
142	21348	000	142211189	03/11/2020	PAY FLEX	250.00
142	21340	000	142211189	03/11/2020	PAY FLEX	200.00
142	21340	000	142211189	03/11/2020	PAY FLEX	850.00
142	72130	499	142211190	03/11/2020	SCHOLASTIC BOOK CLUB	113.50
142	72130	499	142211190	03/11/2020	SCHOLASTIC BOOK CLUB	19.00

		CHECK CHECK				
FND	ACCT	OBJ	NUMBER	DATE	VENDOR	AMOUNT
142	72130	499	142211190	03/11/2020	SCHOLASTIC BOOK CLUB	7.50
142	72130	499	142211190	03/11/2020	SCHOLASTIC BOOK CLUB	7.50
142	72130	499	142211190	03/11/2020	SCHOLASTIC BOOK CLUB	34.50
142	72130	499	142211190	03/11/2020	SCHOLASTIC BOOK CLUB	6.00
142	72130	499	142211190	03/11/2020	SCHOLASTIC BOOK CLUB	15.50
142	72130	499	142211190	03/11/2020	SCHOLASTIC BOOK CLUB	52.50
142	72130	499	142211190	03/11/2020	SCHOLASTIC BOOK CLUB	50.00
142	72130	499	142211190	03/11/2020	SCHOLASTIC BOOK CLUB	24.00
142	21330	000	142211191	03/11/2020	TENN CONSOLIDATED RE	133.08
142	21330	000	142211191	03/11/2020	TENN CONSOLIDATED RE	10,469.68
142	21330	000	142211191	03/11/2020	TENN CONSOLIDATED RE	1,533.20
142	21330	000	142211191	03/11/2020	TENN CONSOLIDATED RE	1,033.88
142	21330	000	142211191	03/11/2020	TENN CONSOLIDATED RE	121.42
142	21330	000	142211191	03/11/2020	TENN CONSOLIDATED RE	10,382.65
142	21330	000	142211191	03/11/2020	TENN CONSOLIDATED RE	287.30
142	21359	000	142211191	03/11/2020	TENN CONSOLIDATED RE	65.70
142	21359	000	142211191	03/11/2020	TENN CONSOLIDATED RE	219.03
142	21359	000	142211191	03/11/2020	TENN CONSOLIDATED RE	50.21
142	21359	000	142211191	03/11/2020	TENN CONSOLIDATED RE	0.66
142	21359	000	142211191	03/11/2020	TENN CONSOLIDATED RE	508.62
142	21349	000	142211192	03/11/2020	UNITED WAY OF WASH C	5.00
142	21349	000	142211192	03/11/2020	UNITED WAY OF WASH C	3.00
142	71300	730	142211193	03/13/2020	BANKCARD CENTER	503.00
142	72130	499	142211194	03/13/2020	LITTLE CAESAR'S PIZZ	300.00
142	21340	000	142211195	03/13/2020	WASHINGTON COUNTY IN	2,487.60
142	21340	000	142211195	03/13/2020	WASHINGTON COUNTY IN	16,810.80
142	21340	000	142211195	03/13/2020	WASHINGTON COUNTY IN	1,248.40
142	21340	000	142211195	03/13/2020	WASHINGTON COUNTY IN	2,515.20
142	21340	000	142211195	03/13/2020	WASHINGTON COUNTY IN	35,205.60
142	21340	000	142211195	03/13/2020	WASHINGTON COUNTY IN	1,094.40
142	21348	000	142211195	03/13/2020	WASHINGTON COUNTY IN	936.00
142	21348	000	142211195	03/13/2020	WASHINGTON COUNTY IN	4,003.20
142	21348	000	142211195	03/13/2020	WASHINGTON COUNTY IN	97.20
142	21348	000	142211195	03/13/2020	WASHINGTON COUNTY IN	867.60
142	21348	000	142211195	03/13/2020	WASHINGTON COUNTY IN	6,353.60
142	21348	000	142211195	03/13/2020	WASHINGTON COUNTY IN	197.49
142	72130	499	142211345	03/19/2020	BLICK ART MATERIALS	198.20
142	21310	000	142211346	03/19/2020	FIRST HORIZON BANK	107.30
142	21320	000	142211346	03/19/2020	FIRST HORIZON BANK	136.86
142	21325	000	142211346	03/19/2020	FIRST HORIZON BANK	32.00
142	72210	355	142211347	03/19/2020	HOLCOMBE, ELLIS	142.88
142	21343	000	142211397	03/26/2020	AMERICAN FIDELITY AS	153.48
142	21343	000	142211397	03/26/2020	AMERICAN FIDELITY AS	1,035.46
142	21343	000	142211397	03/26/2020	AMERICAN FIDELITY AS	176.32
142	21343	000	142211397	03/26/2020	AMERICAN FIDELITY AS	74.10
142	21343	000	142211397	03/26/2020	AMERICAN FIDELITY AS	1,996.62
142	21343	000	142211397	03/26/2020	AMERICAN FIDELITY AS	77.97
142	21365	000	142211398	03/26/2020	AMERICAN FIDELITY	770.00
142	21365	000	142211398	03/26/2020	AMERICAN FIDELITY	385.00
142	21339	000	142211399	03/26/2020	CHLIC	43.81
142	21339	000	142211399	03/26/2020	CHLIC	598.72
142	21339	000	142211399	03/26/2020	CHLIC	95.43
142	21339	000	142211399	03/26/2020	CHLIC	149.75
142	21339	000	142211399	03/26/2020	CHLIC	1,736.17
142	21339	000	142211399	03/26/2020	CHLIC	27.13
142	21353	000	142211399	03/26/2020	CHLIC	18.62

		CHECK CHECK				
<u>FND</u>	<u>ACCT</u>	<u>OBJ</u>	<u>NUMBER</u>	<u>DATE</u>	<u>VENDOR</u>	<u>AMOUNT</u>
142	21353	000	142211399	03/26/2020	CHLIC	126.17
142	21353	000	142211399	03/26/2020	CHLIC	39.29
142	21353	000	142211399	03/26/2020	CHLIC	475.71
142	21354	000	142211400	03/26/2020	AMERICAN UNITED LIFE	151.44
142	21354	000	142211400	03/26/2020	AMERICAN UNITED LIFE	238.56
142	21354	000	142211400	03/26/2020	AMERICAN UNITED LIFE	24.30
142	21356	000	142211401	03/26/2020	TRUSTMARK SOLUTIONS	44.00
142	21356	000	142211401	03/26/2020	TRUSTMARK SOLUTIONS	128.72
Totals for checks						808,082.37

FUND SUMMARY

<u>FUND</u>	<u>DESCRIPTION</u>	<u>BALANCE SHEET</u>	<u>REVENUE</u>	<u>EXPENSE</u>	<u>TOTAL</u>
142	SCHOOL FEDERAL PROJECTS	797,475.05	0.00	10,607.32	808,082.37
***	Fund Summary Totals ***	797,475.05	0.00	10,607.32	808,082.37

\*\*\*\*\* End of report \*\*\*\*\*

Fnd T	Acct	Obj	Prj	Loc	Prg	Account Level Description	2019-20 Budget	March 2019-20 Monthly Activity	2019-20 FYTD Activity	Encumbered Amount	Unexpended Balance - YTD Act	2019-20 FYTD %
010						CONSOLIDATED ADMINISTRATION						
142	E	72210	105	010	00001	000 SUPERVISOR/DIRECTOR	76,864.00	6,613.08	59,117.72	0.00	17,746.28	76.91
142	E	72210	161	010	00001	000 SECRETARY(S)	0.00	0.00	0.00	0.00	0.00	0.00
142	E	72210	162	010	00001	000 CLERICAL PERSONNEL	37,377.00	2,769.62	26,311.39	0.00	11,065.61	70.39
142	E	72210	189	010	00000	000 OTHER SALARIES & WAGES	70,816.00	0.00	0.00	0.00	70,816.00	0.00
142	E	72210	189	010	00001	000 OTHER SALARIES & WAGES	0.00	5,901.33	53,111.97	0.00	-53,111.97	0.00
142	E	72210	201	010	00000	000	0.00	0.00	0.00	0.00	0.00	0.00
142	E	72210	201	010	00001	000 SOCIAL SECURITY	6,708.00	471.25	4,418.34	0.00	2,289.66	65.87
142	E	72210	204	010	00000	000	0.00	0.00	0.00	0.00	0.00	0.00
142	E	72210	204	010	00001	000 STATE RETIREMENT	11,120.00	893.47	8,174.31	0.00	2,945.69	73.51
142	E	72210	207	010	00000	000	0.00	0.00	0.00	0.00	0.00	0.00
142	E	72210	207	010	00001	000 MEDICAL INSURANCE	26,119.00	2,487.60	17,413.20	0.00	8,705.80	66.67
142	E	72210	212	010	00000	000	0.00	0.00	0.00	0.00	0.00	0.00
142	E	72210	212	010	00001	000 EMPLOYER MEDICARE	2,684.00	206.09	1,896.32	0.00	787.68	70.65
142	E	72210	336	010	00000	000 MAINTENANCE AND REPAIR SERVICE	0.00	0.00	0.00	0.00	0.00	0.00
142	E	72210	355	010	00000	000 TRAVEL	7,500.00	443.21	2,259.29	0.00	5,240.71	30.12
142	E	72210	499	010	00000	000 OTHER SUPPLIES AND MATERIALS	3,500.00	51.36	546.55	0.00	2,953.45	15.62
142	E	72210	524	010	00000	000 IN SERVICE / STAFF DEVELOPMENT	9,544.00	-686.88	8,063.48	0.00	1,480.52	84.49
142	E	99100	504	010	00008	000 INDIRECT COST	2,000.00	0.00	0.00	0.00	2,000.00	0.00
						010	254,232.00	19,150.13	181,312.57	0.00	72,919.43	71.32

Fnd T Acct	Obj Prj Loc	Prg	Account Level Description	2019-20 Budget	March 2019-20 Monthly Activity	2019-20 FYTD Activity	Encumbered Amount	Unexpended Balance - YTD Act	2019-20 FYTD %
100			TITLE I						
142 E	71100 116 100	00000 000	TEACHERS	770,195.00	60,286.40	440,322.00	0.00	329,873.00	57.17
142 E	71100 163 100	00000 000	EDUCATIONAL ASSISTANTS	100,244.00	8,340.82	64,983.00	0.00	35,261.00	64.82
142 E	71100 189 100	00000 000	OTHER SALARIES & WAGES	268,027.00	0.00	8,761.50	0.00	259,265.50	3.27
142 E	71100 195 100	00000 000	CERTIFIED SUBSTITUTE TEACHERS	0.00	0.00	0.00	0.00	0.00	0.00
142 E	71100 201 100	00000 000	SOCIAL SECURITY	70,585.00	3,805.98	28,894.14	0.00	41,690.86	40.94
142 E	71100 204 100	00000 000	STATE RETIREMENT	119,547.00	6,849.54	49,519.10	0.00	70,027.90	41.42
142 E	71100 207 100	00000 000	MEDICAL INSURANCE	170,767.00	16,810.80	115,486.80	0.00	55,280.20	67.63
142 E	71100 212 100	00000 000	EMPLOYER MEDICARE	16,508.00	908.82	6,901.64	0.00	9,606.36	41.81
142 E	71100 311 100	00000 000	CONTRACTS WITH OTHER SCHOOL SY	0.00	0.00	0.00	0.00	0.00	0.00
142 E	71100 336 100	00000 000	MAINTENANCE AND REPAIR SERVICE	0.00	0.00	0.00	0.00	0.00	0.00
142 E	71100 429 100	00000 000	INSTRUCTIONAL SUPPLIES & MATER	37,290.62	0.00	11,124.41	0.00	26,166.21	29.83
142 E	71100 499 100	00000 000	OTHER SUPPLIES AND MATERIALS	0.00	0.00	0.00	0.00	0.00	0.00
142 E	71100 722 100	00000 000	REGULAR INSTRUCTION EQUIPMENT	0.00	0.00	0.00	0.00	0.00	0.00
142 E	72130 189 100	00000 000	OTHER SALARIES & WAGES	0.00	0.00	0.00	0.00	0.00	0.00
142 E	72130 201 100	00000 000	SOCIAL SECURITY	0.00	0.00	0.00	0.00	0.00	0.00
142 E	72130 204 100	00000 000	STATE RETIREMENT	0.00	0.00	0.00	0.00	0.00	0.00
142 E	72130 207 100	00000 000	MEDICAL INSURANCE	0.00	0.00	0.00	0.00	0.00	0.00
142 E	72130 212 100	00000 000	EMPLOYER MEDICARE	0.00	0.00	0.00	0.00	0.00	0.00
142 E	72130 499 100	00000 000	OTHER SUPPLIES AND MATERIALS	22,000.00	2,365.86	8,130.75	0.00	13,869.25	36.96
142 E	72130 599 100	00000 000	OTHER CHARGES	5,000.00	0.00	0.00	0.00	5,000.00	0.00
142 E	72210 189 100	00000 000	OTHER SALARIES & WAGES	18,000.00	0.00	1,180.00	0.00	16,820.00	6.56
142 E	72210 195 100	00000 000	CERTIFIED SUBSTITUTE TEACHERS	0.00	0.00	0.00	0.00	0.00	0.00
142 E	72210 201 100	00000 000	SOCIAL SECURITY	1,116.00	0.00	73.16	0.00	1,042.84	6.56
142 E	72210 204 100	00000 000	STATE RETIREMENT	1,883.00	0.00	120.54	0.00	1,762.46	6.40
142 E	72210 207 100	00000 000	MEDICAL INSURANCE	0.00	0.00	0.00	0.00	0.00	0.00
142 E	72210 212 100	00000 000	EMPLOYER MEDICARE	261.00	0.00	17.11	0.00	243.89	6.56
142 E	72210 355 100	00000 000	TRAVEL	0.00	0.00	0.00	0.00	0.00	0.00
142 E	72210 524 100	00000 000	IN SERVICE / STAFF DEVELOPMENT	32,500.00	0.00	25,908.02	0.00	6,591.98	79.72
142 E	72210 599 100	00000 000	OTHER CHARGES	0.00	0.00	0.00	0.00	0.00	0.00
142 E	99100 504 100	00008 000	INDIRECT COST	15,000.00	0.00	0.00	0.00	15,000.00	0.00
142 E	99100 590 100	00000 000	TRANSFERS OUT	0.00	0.00	0.00	0.00	0.00	0.00
				<u>1,648,923.62</u>	<u>99,368.22</u>	<u>761,422.17</u>	<u>0.00</u>	<u>887,501.45</u>	<u>46.18</u>



Account Level		2019-20	March 2019-20	2019-20	Encumbered	Unexpended	2019-20
Fnd T Acct	Obj Prj Loc Prg Description	Budget	Monthly Activity	FYTD Activity	Amount	Balance - YTD Act	FYTD %
160	TITLE I-D FY19 REVISED						
142 E 71100 429 160 00000 000	INSTRUCTIONAL SUPPLIES & MATER	6,739.37	660.00	3,684.95	0.00	3,054.42	54.68
142 E 72210 499 160 00000 000	OTHER SUPPLIES AND MATERIALS	12,000.00	0.00	0.00	0.00	12,000.00	0.00
142 E 72210 524 160 00000 000	IN-SERVICE / STAFF DEVELOPMENT	5,500.00	0.00	5,158.84	0.00	341.16	93.80
142 E 99100 504 160 00000 000	INDIRECT COST	1,000.00	0.00	0.00	0.00	1,000.00	0.00
	160	25,239.37	660.00	8,843.79	0.00	16,395.58	35.04

Fnd T Acct		Obj	Prj	Loc	Prg	Account Level Description	2019-20 Budget	March 2019-20 Monthly Activity	2019-20 FYTD Activity	Encumbered Amount	Unexpended Balance - YTD Act	2019-20 FYTD %
171 ADD. TARGETED SUPPORT & IMPROV												
142	E	71100	195	171	00000	000 CERTIFIED SUBSTITUTE TEACHERS	11,130.00	0.00	4,672.01	0.00	6,457.99	41.98
142	E	71100	201	171	00000	000 SOCIAL SECURITY	690.00	0.00	0.00	0.00	690.00	0.00
142	E	71100	212	171	00000	000 MEDICARE	162.00	0.00	0.00	0.00	162.00	0.00
142	E	71100	429	171	00000	000 INSTRUCTIONAL SUPPLIES AND MAT	9,190.80	605.00	6,352.70	0.00	2,838.10	69.12
142	E	72210	196	171	00000	000 IN SERVICE TRAINING	41,246.00	0.00	32,746.00	0.00	8,500.00	79.39
142	E	72210	524	171	00000	000 IN-SERVICE / STAFF DEVELOPMENT	5,309.22	0.00	1,782.90	0.00	3,526.32	33.58
171							67,728.02	605.00	45,553.61	0.00	22,174.41	67.26

Account Level		2019-20	March 2019-20	2019-20	Encumbered	Unexpended	2019-20
Fnd T Acct	Obj Prj Loc Prg Description	Budget	Monthly Activity	FYTD Activity	Amount	Balance - YTD Act	FYTD %
172	ADAPTIVE LEARNING TECH. GRANT						
142 E 71100 195 172 00000 000	CERTIFIED SUBSTITUTE TEACHERS	8,006.00	0.00	2,335.35	0.00	5,670.65	29.17
142 E 71100 429 172 00000 000	INSTRUCTIONAL SUPPLIES AND MAT	50,210.00	0.00	49,917.00	0.00	293.00	99.42
142 E 72210 524 172 00001 000	IN-SERVICE / STAFF DEVELOPMENT	9,890.00	0.00	9,890.00	0.00	0.00	100.00
142 E 99100 504 172 00008 000	INDIRECT COST	2,484.79	0.00	0.00	0.00	2,484.79	0.00
	172	70,590.79	0.00	62,142.35	0.00	8,448.44	88.03

Fnd T Acct	Obj Prj Loc	Prg Description	2019-20 Budget	March 2019-20 Monthly Activity	2019-20 FYTD Activity	Encumbered Amount	Unexpended Balance - YTD Act	2019-20 FYTD %
200 TITLE II - A								
142 E 71100	116 200	00000 000 TEACHERS	117,546.00	10,951.48	76,660.36	0.00	40,885.64	65.22
142 E 71100	195 200	00000 000 CERTIFIED SUBSTITUTE TEACHERS	0.00	0.00	0.00	0.00	0.00	0.00
142 E 71100	201 200	00000 000 SOCIAL SECURITY	7,288.00	670.54	4,711.18	0.00	2,576.82	64.64
142 E 71100	204 200	00000 000 STATE RETIREMENT	12,495.00	985.63	6,899.41	0.00	5,595.59	55.22
142 E 71100	207 200	00000 000 MEDICAL INSURANCE	28,910.00	1,101.20	3,303.60	0.00	25,606.40	11.43
142 E 71100	212 200	00000 000 EMPLOYER MEDICARE	1,705.00	156.82	1,101.78	0.00	603.22	64.62
142 E 72210	138 200	00010 000 INSTR COMPUTER PERSONNEL	47,576.00	3,964.67	3,964.67	0.00	43,611.33	8.33
142 E 72210	189 200	00000 000 OTHER SALARIES & WAGES	0.00	0.00	0.00	0.00	0.00	0.00
142 E 72210	195 200	00000 000 CERTIFIED SUBSTITUTE TEACHERS	0.00	0.00	0.00	0.00	0.00	0.00
142 E 72210	201 200	00000 000 SOCIAL SECURITY	2,950.00	0.00	0.00	0.00	2,950.00	0.00
142 E 72210	201 200	00010 000 STATE RETIREMENT	0.00	238.10	238.10	0.00	-238.10	0.00
142 E 72210	204 200	00000 000 SOCIAL SECURITY	5,057.00	0.00	0.00	0.00	5,057.00	0.00
142 E 72210	204 200	00010 000 STATE RETIREMENT	0.00	421.44	421.44	0.00	-421.44	0.00
142 E 72210	207 200	00000 000 MEDICAL INSURANCE	5,746.00	0.00	0.00	0.00	5,746.00	0.00
142 E 72210	207 200	00010 000 MEDICAL INSURANCE	0.00	547.20	547.20	0.00	-547.20	0.00
142 E 72210	212 200	00000 000 EMPLOYER MEDICARE	690.00	0.00	0.00	0.00	690.00	0.00
142 E 72210	212 200	00010 000 EMPLOYER MEDICARE	0.00	55.68	55.68	0.00	-55.68	0.00
142 E 72210	355 200	00000 000 TRAVEL	0.00	0.00	0.00	0.00	0.00	0.00
142 E 72210	499 200	00000 000 OTHER SUPPLIES AND MATERIALS	0.00	0.00	0.00	0.00	0.00	0.00
142 E 72210	524 200	00000 000 IN SERVICE / STAFF DEVELOPMENT	97,051.79	-138.24	15,985.10	0.00	81,066.69	16.47
142 E 99100	504 200	00008 000 INDIRECT COST	13,500.00	0.00	0.00	0.00	13,500.00	0.00
142 E 99100	590 200	00000 000 TRANSFERS OUT	0.00	0.00	0.00	0.00	0.00	0.00
200			340,514.79	18,954.52	113,888.52	0.00	226,626.27	33.45

Fnd T Acct	Obj Prj Loc	Prg	Account Level Description	2019-20 Budget	March 2019-20 Monthly Activity	2019-20 FYTD Activity	Encumbered Amount	Unexpended Balance - YTD Act	2019-20 FYTD %
440			TITLE IV						
142 E 71100 429 440 00000 000			INSTRUCTIONAL SUPPLIES & MAT.	0.00	0.00	0.00	0.00	0.00	0.00
142 E 71150 116 440 00000 000			TEACHERS	41,071.00	5,440.19	10,880.38	0.00	30,190.62	26.49
142 E 71150 201 440 00000 000			SOCIAL SECURITY	2,546.00	292.88	585.76	0.00	1,960.24	23.01
142 E 71150 204 440 00000 000			STATE RETIREMENT	4,366.00	225.93	451.86	0.00	3,914.14	10.35
142 E 71150 207 440 00000 000			MEDICAL INSURANCE	5,746.00	1,614.00	3,228.00	0.00	2,518.00	56.18
142 E 71150 212 440 00000 000			MEDICARE	596.00	68.49	136.98	0.00	459.02	22.98
142 E 72130 123 440 00000 000			GUIDANCE PERSONNEL	52,395.00	4,366.17	30,563.19	0.00	21,831.81	58.33
142 E 72130 201 440 00000 000			SOCIAL SECURITY	3,248.00	249.61	1,750.31	0.00	1,497.69	53.89
142 E 72130 204 440 00000 000			STATE RETIREMENT	5,570.00	464.12	3,248.84	0.00	2,321.16	58.33
142 E 72130 207 440 00000 000			MEDICAL INSURANCE	9,463.00	901.20	6,308.40	0.00	3,154.60	66.66
142 E 72130 212 440 00000 000			EMPLOYER MEDICARE	760.00	58.38	409.34	0.00	350.66	53.86
142 E 72130 499 440 00000 000			OTHER SUPPLIES & MATERIALS	0.00	0.00	0.00	0.00	0.00	0.00
142 E 72130 524 440 00000 000			IN SERVICE / STAFF DEVELOPMENT	7,033.00	0.00	613.00	0.00	6,420.00	8.72
142 E 72130 599 440 00000 000			OTHER CHARGES	0.00	0.00	0.00	0.00	0.00	0.00
142 E 72250 524 440 00000 000			IN-SERVICE / STAFF DEVELOPMENT	9,716.74	0.00	9,233.64	0.00	483.10	95.03
142 E 72250 790 440 00000 000			OTHER EQUIPMENT	0.00	0.00	0.00	0.00	0.00	0.00
142 E 72710 201 440 00000 000				0.00	0.00	0.00	0.00	0.00	0.00
142 E 72710 204 440 00000 000				0.00	0.00	0.00	0.00	0.00	0.00
142 E 72710 212 440 00000 000				0.00	0.00	0.00	0.00	0.00	0.00
142 E 72710 599 440 00000 000			OTHER CHARGES	0.00	0.00	0.00	0.00	0.00	0.00
142 E 99100 504 440 00000 000			INDIRECT COST	1,000.00	0.00	0.00	0.00	1,000.00	0.00
			440	143,510.74	13,680.97	67,409.70	0.00	76,101.04	46.97



Fnd T Acct		Obj	Prj	Loc	Prg	Account Level Description	2019-20 Budget	March 2019-20 Monthly Activity	2019-20 FYTD Activity	Encumbered Amount	Unexpended Balance - YTD Act	2019-20 FYTD %
800 CARL PERKINS												
142	E	71300	116	800	00021	000 TEACHERS	0.00	0.00	0.00	0.00	0.00	0.00
142	E	71300	189	800	00021	000 OTHER SALARIES & WAGES	6,000.00	0.00	0.00	0.00	6,000.00	0.00
142	E	71300	201	800	00021	000 SOCIAL SECURITY	0.00	0.00	0.00	0.00	0.00	0.00
142	E	71300	204	800	00021	000 STATE RETIREMENT	0.00	0.00	0.00	0.00	0.00	0.00
142	E	71300	207	800	00021	000 MEDICAL INSURANCE	0.00	0.00	0.00	0.00	0.00	0.00
142	E	71300	212	800	00021	000 EMPLOYER MEDICARE	0.00	0.00	0.00	0.00	0.00	0.00
142	E	71300	429	800	00000	000 INSTRUCTIONAL SUPPLIES & MATER	8,000.00	0.00	4,308.82	0.00	3,691.18	53.86
142	E	71300	499	800	00000	000 OTHER SUPPLIES AND MATERIALS	4,000.00	0.00	2,370.00	0.00	1,630.00	59.25
142	E	71300	599	800	00000	000 OTHER CHARGES	0.00	0.00	0.00	0.00	0.00	0.00
142	E	71300	730	800	00000	000 VOCATIONAL INSTRUCTION EQUIPME	74,953.39	503.00	29,472.95	0.00	45,480.44	39.32
142	E	72130	146	800	00000	000 BUS DRIVERS	500.00	0.00	0.00	0.00	500.00	0.00
142	E	72130	355	800	00000	000 TRAVEL	10,000.00	0.00	9,962.00	0.00	38.00	99.62
142	E	72130	399	800	00000	000 OTHER CONTRACTED SERVICES	0.00	0.00	0.00	0.00	0.00	0.00
142	E	72130	524	800	00000	000 IN SERVICE / STAFF DEVELOPMENT	25,000.00	0.00	20,631.44	0.00	4,368.56	82.53
142	E	72230	599	800	00000	000	0.00	0.00	0.00	0.00	0.00	0.00
142	E	99100	504	800	00008	000 INDIRECT COST	1,857.45	0.00	0.00	0.00	1,857.45	0.00
142	E	99100	590	800	00008	000 TRANS. OUT - INDIRECT COST	0.00	0.00	0.00	0.00	0.00	0.00
800							130,310.84	503.00	66,745.21	0.00	63,565.63	51.22

Account Level		2019-20	March 2019-20	2019-20	Encumbered	Unexpended	2019-20
Fnd T Acct	Obj Prj Loc Prg Description	Budget	Monthly Activity	FYTD Activity	Amount	Balance - YTD Act	FYTD %
801	CARL PERKINS RESERVE GRANT						
142 E 71300 429 801 00000 000	INSTRUCTIONAL SUPPLIES & MATRI	0.00	0.00	0.00	0.00	0.00	0.00
142 E 71300 499 801 00000 000	OTHER SUPPLIES AND MATERIALS	10,000.00	900.00	4,850.00	0.00	5,150.00	48.50
142 E 71300 730 801 00000 000	VOCATIONAL INSTRUCTION EQUIP	35,000.00	0.00	33,259.77	0.00	1,740.23	95.03
	801	45,000.00	900.00	38,109.77	0.00	6,890.23	84.69

Account Level		2019-20	March 2019-20	2019-20	Encumbered	Unexpended	2019-20
Fnd T Acct	Obj Prj Loc Prg Description	Budget	Monthly Activity	FYTD Activity	Amount	Balance - YTD Act	FYTD %
802	PERKINS-NEW SKILLS FOR YOUTH						
142 E 71300 499 802 00000 000	OTHER SUPPLIES AND MATERIALS	1,393.00	0.00	1,392.99	0.00	0.01	100.00
142 E 71300 730 802 00000 000	VOCATIONAL INSTRUCTION EQUIP	24,321.00	0.00	23,210.29	0.00	1,110.71	95.43
142 E 72130 524 802 00000 000	IN-SERVICE/STAFF DEVELOPMENT	3,500.00	0.00	3,500.00	0.00	0.00	100.00
	802	29,214.00	0.00	28,103.28	0.00	1,110.72	96.20

Fnd T Acct	Obj Prj Loc	Prg	Account Level Description	2019-20 Budget	March 2019-20 Monthly Activity	2019-20 FYTD Activity	Encumbered Amount	Unexpended Balance - YTD Act	2019-20 FYTD %
891			STATE DISCRETIONARY-Ages 6-21						
142 E 71200 195 891 00000 000			CERTIFIED SUBSTITUTE TEACHERS	5,000.00	0.00	5,000.00	0.00	0.00	100.00
142 E 71200 201 891 00000 000			SOCIAL SECURITY	310.00	0.00	0.00	0.00	310.00	0.00
142 E 71200 212 891 00000 000			EMPLOYER MEDICARE	72.00	0.00	0.00	0.00	72.00	0.00
142 E 71200 429 891 00000 000			INSTRUCTIONAL SUPPLIES & MATER	16,204.00	0.00	16,605.82	0.00	-401.82	102.48
142 E 71200 725 891 00000 000			SPED EQUIPMENT	0.00	0.00	0.00	0.00	0.00	0.00
142 E 72220 189 891 00020 000			OTHER SALARIES & WAGES	0.00	0.00	0.00	0.00	0.00	0.00
142 E 72220 196 891 00020 000			IN-SERVICE TRAINING	10,000.00	82.50	4,364.25	0.00	5,635.75	43.64
142 E 72220 201 891 00020 000			SOCIAL SECURITY	620.00	5.12	270.64	0.00	349.36	43.65
142 E 72220 204 891 00020 000			STATE RETIREMENT	904.00	8.77	435.94	0.00	468.06	48.22
142 E 72220 207 891 00020 000			MEDICAL INSURANCE	0.00	0.00	0.00	0.00	0.00	0.00
142 E 72220 212 891 00020 000			EMPLOYER MEDICARE	145.00	1.20	63.33	0.00	81.67	43.68
142 E 72220 355 891 00000 000			TRAVEL	0.00	0.00	0.00	0.00	0.00	0.00
142 E 72220 499 891 00000 000			OTHER SUPPLIES AND MATERIALS	0.00	0.00	0.00	0.00	0.00	0.00
142 E 72220 524 891 00000 000			IN SERVICE / STAFF DEVELOPMENT	52,200.00	0.00	52,497.20	0.00	-297.20	100.57
142 E 72220 599 891 00000 000			OTHER CHARGES	0.00	0.00	0.00	0.00	0.00	0.00
142 E 72220 790 891 00000 000			OTHER EQUIPMENT	0.00	0.00	0.00	0.00	0.00	0.00
142 E 99100 504 891 00000 000			INDIRECT COST	0.00	0.00	0.00	0.00	0.00	0.00
		891		85,455.00	97.59	79,237.18	0.00	6,217.82	92.72



Account Level		2019-20	March 2019-20	2019-20	Encumbered	Unexpended	2019-20
Fnd T Acct	Obj Prj Loc Prg Description	Budget	Monthly Activity	FYTD Activity	Amount	Balance - YTD Act	FYTD %
893	IDEA DISCRETIONARY SUPPLEMENTA						
142 E 72220 399 893 00000 000	OTHER CONTRACTED SERVICES	0.00	0.00	0.00	0.00	0.00	0.00
142 E 72220 499 893 00000 000	OTHER SUPPLIES AND MATERIALS	4,034.89	4,023.90	4,023.90	0.00	10.99	99.73
142 E 72220 524 893 00000 000	IN SERVICE / STAFF DEVELOPMENT	2,800.00	0.00	132.00	0.00	2,668.00	4.71
142 E 72220 790 893 00000 000		0.00	0.00	0.00	0.00	0.00	0.00
	893	6,834.89	4,023.90	4,155.90	0.00	2,678.99	60.80





Fnd T Acct		Obj	Prj	Loc	Prg	Account Level Description	2019-20 Budget	March 2019-20 Monthly Activity	2019-20 FYTD Activity	Encumbered Amount	Unexpended Balance - YTD Act	2019-20 FYTD %
896		FOCUS SCHOOLS - SS										
142	E	71100	189	896	00013	000 OTHER SALARIES & WAGES	0.00	0.00	0.00	0.00	0.00	0.00
142	E	71100	195	896	00000	000 CERTIFIED SUBSTITUTE TEACHERS	0.00	0.00	0.00	0.00	0.00	0.00
142	E	71100	201	896	00013	000 SOCIAL SECURITY	0.00	0.00	0.00	0.00	0.00	0.00
142	E	71100	212	896	00013	000 EMPLOYER MEDICARE	0.00	0.00	0.00	0.00	0.00	0.00
142	E	71100	429	896	00000	000 INSTRUCTIONAL SUPPLIES & MATER	0.00	0.00	0.00	0.00	0.00	0.00
142	E	72210	189	896	00000	000 OTHER SALARIES & WAGES	0.00	0.00	0.00	0.00	0.00	0.00
142	E	72210	201	896	00000	000 SOCIAL SECURITY	0.00	0.00	0.00	0.00	0.00	0.00
142	E	72210	204	896	00000	000 STATE RETIREMENT	0.00	0.00	0.00	0.00	0.00	0.00
142	E	72210	212	896	00000	000 EMPLOYER MEDICARE	0.00	0.00	0.00	0.00	0.00	0.00
142	E	72210	499	896	00000	000 OTHER SUPPLIES AND MATERIALS	0.00	0.00	0.00	0.00	0.00	0.00
142	E	72210	524	896	00000	000 IN SERVICE / STAFF DEVELOPMENT	0.00	0.00	0.00	0.00	0.00	0.00
142	E	99100	504	896	00008	000 INDIRECT COST	0.00	0.00	0.00	0.00	0.00	0.00
							0.00	0.00	0.00	0.00	0.00	0.00
896												



Fnd T Acct	Obj Prj Loc	Prg	Account Level Description	2019-20 Budget	March 2019-20 Monthly Activity	2019-20 FYTD Activity	Encumbered Amount	Unexpended Balance - YTD Act	2019-20 FYTD %
900			IDEA PART- B						
142 E 71200 116 900 00000 000			TEACHERS	78,909.00	8,962.15	63,440.75	0.00	15,468.25	80.40
142 E 71200 163 900 00000 000			EDUCATIONAL ASSISTANTS	857,118.00	67,807.40	507,824.09	0.00	349,293.91	59.25
142 E 71200 171 900 00000 000			SPEECH PATHOLOGIST	49,000.00	3,518.00	24,626.00	0.00	24,374.00	50.26
142 E 71200 189 900 00000 000			OTHER SALARIES & WAGES	0.00	0.00	0.00	0.00	0.00	0.00
142 E 71200 201 900 00000 000			SOCIAL SECURITY	60,953.04	4,466.15	33,392.90	0.00	27,560.14	54.78
142 E 71200 204 900 00000 000			STATE RETIREMENT	96,800.41	7,444.38	51,859.56	0.00	44,940.85	53.57
142 E 71200 207 900 00000 000			MEDICAL INSURANCE	346,332.00	27,249.20	191,645.60	0.00	154,686.40	55.34
142 E 71200 212 900 00000 000			EMPLOYER MEDICARE	14,354.48	1,044.48	7,809.56	0.00	6,544.92	54.41
142 E 71200 429 900 00000 000			INSTRUCTIONAL SUPPLIES & MAT.	60,000.00	0.00	3,468.54	0.00	56,531.46	5.78
142 E 71200 725 900 00000 000			SPECIAL EDUCATION EQUIPMENT	20,000.00	0.00	0.00	0.00	20,000.00	0.00
142 E 72210 524 900 00000 000			Staff Development	0.00	0.00	0.00	0.00	0.00	0.00
142 E 72220 189 900 00000 000			OTHER SALARIES & WAGES	0.00	0.00	0.00	0.00	0.00	0.00
142 E 72220 201 900 00000 000			SOCIAL SECURITY	0.00	0.00	0.00	0.00	0.00	0.00
142 E 72220 204 900 00000 000			STATE RETIREMENT	0.00	0.00	0.00	0.00	0.00	0.00
142 E 72220 207 900 00000 000			MEDICAL INSURANCE	0.00	0.00	0.00	0.00	0.00	0.00
142 E 72220 212 900 00000 000			EMPLOYER MEDICARE	0.00	0.00	0.00	0.00	0.00	0.00
142 E 72220 336 900 00000 000			MAINTENANCE & REPAIR OF EQUIPM	2,000.00	0.00	0.00	0.00	2,000.00	0.00
142 E 72220 355 900 00000 000			TRAVEL	20,000.00	0.00	0.00	0.00	20,000.00	0.00
142 E 72220 399 900 00000 000			OTHER CONTRACTED SERVICES	25,000.00	0.00	0.00	0.00	25,000.00	0.00
142 E 72220 429 900 00000 000			Instructional Supplies & Mat.	0.00	0.00	0.00	0.00	0.00	0.00
142 E 72220 499 900 00000 000			OTHER SUPPLIES AND MATERIALS	48,131.66	825.99	9,001.62	0.00	39,130.04	18.70
142 E 72220 524 900 00000 000			IN SERVICE / STAFF DEVELOPMENT	65,000.00	94.00	19,049.56	0.00	45,950.44	29.31
142 E 72710 146 900 00020 000			BUS DRIVERS	270,204.00	19,356.53	130,275.21	0.00	139,928.79	48.21
142 E 72710 201 900 00020 000			SOCIAL SECURITY	16,752.76	1,068.21	7,174.45	0.00	9,578.31	42.83
142 E 72710 204 900 00020 000			STATE RETIREMENT	26,372.20	1,784.22	11,691.62	0.00	14,680.58	44.33
142 E 72710 207 900 00020 000			MEDICAL INSURANCE	80,248.00	9,666.40	62,212.80	0.00	18,035.20	77.53
142 E 72710 212 900 00020 000			EMPLOYER MEDICARE	3,578.00	249.85	1,678.12	0.00	1,899.88	46.90
142 E 99100 504 900 00008 000			INDIRECT COST	17,280.87	0.00	0.00	0.00	17,280.87	0.00
			900	2,158,034.42	153,536.96	1,125,150.38	0.00	1,032,884.04	52.14

Fnd T Acct	Obj Prj Loc	Prg	Account Level Description	2019-20 Budget	March 2019-20 Monthly Activity	2019-20 FYTD Activity	Encumbered Amount	Unexpended Balance - YTD Act	2019-20 FYTD %
910			IDEA PRESCHOOL						
142 E 71200 163 910 00000 000			EDUCATIONAL ASSISTANTS	42,842.36	2,596.27	19,073.64	0.00	23,768.72	44.52
142 E 71200 201 910 00000 000			SOCIAL SECURITY	2,540.45	147.04	1,108.76	0.00	1,431.69	43.64
142 E 71200 204 910 00000 000			STATE RETIREMENT	3,999.16	249.50	1,488.79	0.00	2,510.37	37.23
142 E 71200 207 910 00000 000			MEDICAL INSURANCE	22,586.69	1,094.40	6,019.20	0.00	16,567.49	26.65
142 E 71200 212 910 00000 000			EMPLOYER MEDICARE	594.18	34.39	259.33	0.00	334.85	43.65
142 E 71200 429 910 00000 000			INSTRUCTIONAL SUPPLIES & MATER	9,570.56	0.00	1,487.42	0.00	8,083.14	15.54
142 E 71200 499 910 00000 000			OTHER SUPPLIES AND MATERIALS	0.00	0.00	0.00	0.00	0.00	0.00
142 E 71200 725 910 00000 000			SPECIAL EDUCATION EQUIPMENT	0.00	0.00	0.00	0.00	0.00	0.00
142 E 72220 189 910 00000 000			OTHER SALARIES & WAGES	0.00	0.00	0.00	0.00	0.00	0.00
142 E 72220 201 910 00000 000			SOCIAL SECURITY	0.00	0.00	0.00	0.00	0.00	0.00
142 E 72220 204 910 00000 000			STATE RETIREMENT	0.00	0.00	0.00	0.00	0.00	0.00
142 E 72220 207 910 00000 000				0.00	0.00	0.00	0.00	0.00	0.00
142 E 72220 212 910 00000 000			EMPLOYER MEDICARE	0.00	0.00	0.00	0.00	0.00	0.00
142 E 72220 355 910 00000 000			TRAVEL	0.00	0.00	0.00	0.00	0.00	0.00
142 E 72220 399 910 00000 000			OTHER CONTRACTED SERVICES	0.00	0.00	0.00	0.00	0.00	0.00
142 E 72220 499 910 00000 000			OTHER SUPPLIES AND MATERIALS	0.00	0.00	0.00	0.00	0.00	0.00
142 E 72220 524 910 00000 000			IN SERVICE / STAFF DEVELOPMENT	5,000.00	0.00	0.00	0.00	5,000.00	0.00
142 E 99100 504 910 00008 000			INDIRECT COST	280.31	0.00	0.00	0.00	280.31	0.00
			910	87,413.71	4,121.60	29,437.14	0.00	57,976.57	33.68

Number of Accounts: 264

\*\*\*\*\* End of report \*\*\*\*\*

Fnd T Acct	Obj Prj Loc	Prg	Account Level Description	Amount
A			Asset	
142 A 11140 000 000 00000 000			CASH WITH TRUSTEE	0.00
142 A 11140 000 000 00000 142			CASH WITH TRUSTEE	0.00
142 A 11140 000 000 99141 141				646,884.99CR
142 A 11140 000 000 99142 142				500,630.00
142 A 11140 000 010 00000 142			CASH WITH TRUSTEE - CON ADMIN	0.00
142 A 11140 000 010 99142 142				16,864.55CR
142 A 11140 000 100 00000 000			CASH WITH TRUSTEE	0.00
142 A 11140 000 100 00000 142			CASH WITH TRUSTEE - TITLE I	0.00
142 A 11140 000 100 99141 141				0.00
142 A 11140 000 100 99142 142				79,846.41CR
142 A 11140 000 101 99142 142				0.00
142 A 11140 000 160 00000 000			TITLE I-D	0.00
142 A 11140 000 160 99142 142				660.00CR
142 A 11140 000 171 99142 142				5,277.01CR
142 A 11140 000 172 99142 142				0.00
142 A 11140 000 200 00000 142			CASH WITH TRUSTEE - TITLE II-A	0.00
142 A 11140 000 200 99141 141				0.00
142 A 11140 000 200 99142 142				14,651.32CR
142 A 11140 000 300 00000 142			CASH WITH TRUSTEE - TITLE III	0.00
142 A 11140 000 440 00000 141			CASH WITH TRUSTEE	0.00
142 A 11140 000 440 99141 141				0.00
142 A 11140 000 440 99142 142				12,107.74CR
142 A 11140 000 480 00000 142			CASH WITH TRUSTEE - FTTT DISCR	0.00
142 A 11140 000 580 00000 142			CASH WITH TRUSTEE - FTTT	0.00
142 A 11140 000 720 99142 142				907.03CR
142 A 11140 000 800 00000 142			CASH WITH TRUSTEE - CARL PERKI	0.00
142 A 11140 000 800 99141 141				0.00
142 A 11140 000 800 99142 142				5,071.67CR
142 A 11140 000 801 00000 142			CASH WITH TRUSTEE - CTE RESERV	0.00
142 A 11140 000 801 99142 142				38,109.77CR
142 A 11140 000 802 99142 142				385.10CR
142 A 11140 000 891 00000 142			CASH WITH TRUSTEE - STATE DISC	0.00
142 A 11140 000 891 99142 142				5,092.58CR
142 A 11140 000 892 00000 142			CASH WITH TRUSTEE - DISC PRESC	0.00
142 A 11140 000 892 99142 142				0.00
142 A 11140 000 893 00000 142			CASH WITH TRUSTEE - IDEA DISC	0.00
142 A 11140 000 893 99142 142				4,023.90CR
142 A 11140 000 894 00000 142			CASH WITH TRUSTEE - FS GRAY	0.00
142 A 11140 000 894 99142 142				0.00
142 A 11140 000 895 00000 142			CASH WITH TRUSTEE - FS JM	0.00
142 A 11140 000 895 99142 142				0.00
142 A 11140 000 896 00000 142			CASH WITH TRUSTEE - FS SS	0.00
142 A 11140 000 896 99142 142				34.37CR
142 A 11140 000 897 99142 142				0.00
142 A 11140 000 900 00000 000			CASH WITH TRUSTEE-IDEA PART B	0.00
142 A 11140 000 900 00000 142			CASH WITH TRUSTEE-IDEA PART B	0.00
142 A 11140 000 900 99141 141				119.01CR
142 A 11140 000 900 99142 142				135,615.65CR
142 A 11140 000 901 00000 142			EDUCATION HANDICAPPED ACT - I	0.00
142 A 11140 000 902 00000 142			EDUCATION HANDICAPPED ACT - ID	0.00
142 A 11140 000 910 00000 142			CASH WITH TRUSTEE - IDEA PRESC	0.00
142 A 11140 000 910 99142 142				3,753.45CR
142 A 11140 --- --- --- ---				468,774.55CR
142 A 11400 000 900 00000 142			DUE FROM OTHER FUNDS	0.00

Fnd T Acct	Obj Prj Loc	Prg	Account Level Description	Amount
A			Asset	
142 A 11400	---	---	-----	0.00
142 A 11410	000	000	00000 142	0.00
142 A 11410	---	---	-----	0.00
142 A 11430	000	010	00000 142 DUE FROM OTHER GOVERNMENTS	0.00
142 A 11430	000	100	00000 142 DUE FROM OTHER GOVERNMENTS	0.00
142 A 11430	000	101	00000 142 DUE FROM OTHER GOVERNMENTS	0.00
142 A 11430	000	160	00000 142 DUE FROM OTHER GOVERNMENTS	0.00
142 A 11430	000	171	00000 142 DUE FROM OTHER GOVERNMENTS	0.00
142 A 11430	000	200	00000 142 DUE FROM OTHER GOVERNMENTS	0.00
142 A 11430	000	300	00000 142 DUE FROM OTHER GOVERNMENTS	0.00
142 A 11430	000	440	00000 142 DUE FROM OTHER GOVERNMENTS	0.00
142 A 11430	000	580	00000 142 DUE FROM OTHER GOVERNMENTS	0.00
142 A 11430	000	720	00000 142 DUE FROM OTHER GOVERNMENTS	0.00
142 A 11430	000	800	00000 142 DUE FROM OTHER GOVERNMENTS	0.00
142 A 11430	000	801	00000 142 DUE FROM OTHER GOVERNMENTS	0.00
142 A 11430	000	891	00000 142 DUE FROM OTHER GOVERNMENTS	0.00
142 A 11430	000	892	00000 142 DUE FROM OTHER GOVERNMENTS	0.00
142 A 11430	000	893	00000 142 DUE FROM OTHER GOVERNMENTS	0.00
142 A 11430	000	894	00000 142 Focus School Gray	0.00
142 A 11430	000	895	00000 142 Focus School JM	0.00
142 A 11430	000	896	00000 000 DUE FROM OTHER GOVERNMENTS	0.00
142 A 11430	000	896	00000 142 Focus Schools SS	0.00
142 A 11430	000	900	00000 142 DUE FROM OTHER GOVERNMENTS	0.00
142 A 11430	000	910	00000 142 DUE FROM OTHER GOVERNMENTS	0.00
142 A 11430	---	---	-----	0.00
142 A 11440	000	000	00000 142 DUE FROM OTHER FUNDS	0.00
142 A 11440	000	010	00000 000 DUE FROM OTHER FUNDS-CON ADMIN	0.00
142 A 11440	000	160	00000 000 TITLE I-D	0.00
142 A 11440	000	440	00000 000 DUE FROM OTHER FUNDS	0.00
142 A 11440	000	800	00000 142 DUE FROM OTHER FUNDS-CTE BASIC	0.00
142 A 11440	000	891	00000 142 DUE FROM OTHER FUNDS-STATE DIS	0.00
142 A 11440	000	892	00000 000 DUE FROM OTHER FUNDS-DISC PREK	0.00
142 A 11440	000	895	00000 000 DUE FROM OTHER FUNDS-FS JMS	0.00
142 A 11440	000	896	00000 000 DUE FROM OTHER FUNDS-FS SS	0.00
142 A 11440	000	900	00000 000 DUE FROM OTHER FUNDS-IDEA B	0.00
142 A 11440	000	900	00000 142	0.00
142 A 11440	000	910	00000 000 DUE FROM OTHER FUNDS	0.00
142 A 11440	---	---	-----	0.00
142 A 21100	000	000	00000 142 ACCOUNTS PAYABLE	0.00
142 A 21100	---	---	-----	0.00
142 A 21500	000	000	00000 142 DUE TO OTHER FUNDS	0.00
142 A 21500	---	---	-----	0.00
142 A	-----	---	-----	468,774.55CR

=====

Fnd T Acct	Obj Prj Loc	Prg	Account Level Description	Amount
L			Liability	
142 L 21100 000 010 00000 000			ACCOUNTS PAYABLE	0.00
142 L 21100 000 100 00000 000			ACCOUNTS PAYABLE	0.00
142 L 21100 000 101 00000 000				0.00
142 L 21100 000 160 00000 000			TITLE I-D	0.00
142 L 21100 000 171 00000 000				0.00
142 L 21100 000 172 00000 000				0.00
142 L 21100 000 200 00000 000			ACCOUNTS PAYABLE	0.00
142 L 21100 000 440 00000 000			ACCOUNTS PAYABLE	0.00
142 L 21100 000 720 00000 000				0.00
142 L 21100 000 800 00000 000			ACCOUNTS PAYABLE	0.00
142 L 21100 000 801 00000 000			ACCOUNTS PAYABLE	0.00
142 L 21100 000 802 00000 000				0.00
142 L 21100 000 891 00000 000			ACCOUNTS PAYABLE	0.00
142 L 21100 000 892 00000 000			ACCOUNTS PAYABLE	0.00
142 L 21100 000 893 00000 000			ACCOUNTS PAYABLE	0.00
142 L 21100 000 894 00000 000			ACCOUNTS PAYABLE	0.00
142 L 21100 000 895 00000 000			ACCOUNTS PAYABLE	0.00
142 L 21100 000 896 00000 000			ACCOUNTS PAYABLE	0.00
142 L 21100 000 897 00000 000				0.00
142 L 21100 000 900 00000 000			ACCOUNTS PAYABLE	0.00
142 L 21100 000 910 00000 000			ACCOUNTS PAYABLE	0.00
142 L 21100 --- --- ----- ---				0.00
142 L 21310 000 000 00000 000				225,795.41
142 L 21310 000 010 00000 000			INCOME TAX WITHHELD AND UNPAID	1,306.56
142 L 21310 000 100 00000 000			INCOME TAX WITHHELD AND UNPAID	0.00
142 L 21310 000 160 00000 000			TITLE I-D	0.00
142 L 21310 000 200 00000 000			INCOME TAX WITHHELD AND UNPAID	0.00
142 L 21310 000 440 00000 000			INCOME TAX WITHHELD AND UNPAID	0.00
142 L 21310 000 580 00000 000			INCOME TAX WITHHELD AND UNPAID	0.00
142 L 21310 000 720 00000 000				0.00
142 L 21310 000 800 00000 000			INCOME TAX WITHHELD AND UNPAID	0.00
142 L 21310 000 891 00000 000			INCOME TAX WITHHELD AND UNPAID	0.00
142 L 21310 000 892 00000 000			INCOME TAX WITHHELD AND UNPAID	0.00
142 L 21310 000 894 00000 000			INCOME TAX WITHHELD AND UNPAID	0.00
142 L 21310 000 895 00000 000			INCOME TAX WITHHELD AND UNPAID	0.00
142 L 21310 000 896 00000 000			INCOME TAX WITHHELD AND UNPAID	0.00
142 L 21310 000 900 00000 000			INCOME TAX WITHHELD AND UNPAID	0.00
142 L 21310 000 910 00000 000			INCOME TAX WITHHELD AND UNPAID	0.00
142 L 21310 --- --- ----- ---				227,101.97
142 L 21320 000 000 00000 000				340,868.18
142 L 21320 000 010 00000 000			SOCIAL SECURITY TAX	903.48CR
142 L 21320 000 100 00000 000			SOCIAL SECURITY TAX	0.00
142 L 21320 000 160 00000 000			TITLE I-D	0.00
142 L 21320 000 200 00000 000			SOCIAL SECURITY TAX	0.00
142 L 21320 000 440 00000 000			SOCIAL SECURITY TAX	0.00
142 L 21320 000 580 00000 000			SOCIAL SECURITY TAX	0.00
142 L 21320 000 720 00000 000				0.00
142 L 21320 000 800 00000 000			SOCIAL SECURITY TAX	0.00
142 L 21320 000 891 00000 000			SOCIAL SECURITY TAX	0.00
142 L 21320 000 894 00000 000			SOCIAL SECURITY TAX	0.00
142 L 21320 000 895 00000 000			SOCIAL SECURITY TAX	0.00
142 L 21320 000 896 00000 000			SOCIAL SECURITY TAX	0.00
142 L 21320 000 900 00000 000			SOCIAL SECURITY TAX	15.98CR

Fnd T Acct	Obj Prj Loc	Prg	Account Level Description	Amount
L			Liability	
142 L 21320 000 910 00000 000			SOCIAL SECURITY TAX	0.00
				<hr/>
142 L 21320 --- --- ----- ---				339,948.72
142 L 21325 000 000 00000 000				80,221.40
142 L 21325 000 010 00000 000			EMPLOYEE MEDICARE DEDUCTION	403.08CR
142 L 21325 000 100 00000 000			EMPLOYEE MEDICARE DEDUCTION	0.00
142 L 21325 000 160 00000 000			TITLE I-D	0.00
142 L 21325 000 200 00000 000			EMPLOYEE MEDICARE DEDUCTION	0.00
142 L 21325 000 440 00000 000			EMPLOYEE MEDICARE DEDUCTION	0.00
142 L 21325 000 580 00000 000			EMPLOYEE MEDICARE DEDUCTION	0.00
142 L 21325 000 720 00000 000				0.00
142 L 21325 000 800 00000 000			EMPLOYEE MEDICARE DEDUCTION	0.00
142 L 21325 000 891 00000 000			EMPLOYEE MEDICARE DEDUCTION	0.00
142 L 21325 000 892 00000 000			EMPLOYEE MEDICARE DEDUCTION	0.00
142 L 21325 000 894 00000 000			EMPLOYEE MEDICARE DEDUCTION	0.00
142 L 21325 000 895 00000 000			EMPLOYEE MEDICARE DEDUCTION	0.00
142 L 21325 000 896 00000 000			EMPLOYEE MEDICARE DEDUCTION	0.00
142 L 21325 000 900 00000 000			EMPLOYEE MEDICARE DEDUCTION	3.72CR
142 L 21325 000 910 00000 000			EMPLOYEE MEDICARE DEDUCTION	0.00
				<hr/>
142 L 21325 --- --- ----- ---				79,814.60
142 L 21330 000 000 00000 000				0.00
142 L 21330 000 010 00000 000			RETIREMENT CONTRIBUTIONS	1,188.54CR
142 L 21330 000 100 00000 000			RETIREMENT CONTRIBUTIONS	9,799.37CR
142 L 21330 000 160 00000 000			TITLE I-D	0.00
142 L 21330 000 200 00000 000			RETIREMENT CONTRIBUTIONS	2,152.87CR
142 L 21330 000 440 00000 000			RETIREMENT CONTRIBUTIONS	1,033.88CR
142 L 21330 000 580 00000 000			RETIREMENT CONTRIBUTIONS	0.00
142 L 21330 000 720 00000 000				0.00
142 L 21330 000 800 00000 000			RETIREMENT CONTRIBUTIONS	0.00
142 L 21330 000 891 00000 000			RETIREMENT CONTRIBUTIONS	12.90CR
142 L 21330 000 892 00000 000				0.00
142 L 21330 000 894 00000 000				0.00
142 L 21330 000 895 00000 000			RETIREMENT CONTRIBUTIONS	0.00
142 L 21330 000 896 00000 000				0.00
142 L 21330 000 900 00000 000			RETIREMENT CONTRIBUTIONS	9,879.83CR
142 L 21330 000 910 00000 000			RETIREMENT CONTRIBUTIONS	249.50CR
				<hr/>
142 L 21330 --- --- ----- ---				24,316.89CR
142 L 21339 000 000 00000 000				0.00
142 L 21339 000 010 00000 000			STATE DENTAL PLAN	34.49CR
142 L 21339 000 100 00000 000			STATE DENTAL PLAN	0.00
142 L 21339 000 160 00000 000			STATE DENTAL PLAN	0.00
142 L 21339 000 200 00000 000			STATE DENTAL PLAN	0.00
142 L 21339 000 440 00000 000			STATE DENTAL PLAN	0.00
142 L 21339 000 580 00000 000			STATE DENTAL PLAN	0.00
142 L 21339 000 800 00000 000			STATE DENTAL PLAN	0.00
142 L 21339 000 891 00000 000			STATE DENTAL PLAN	0.00
142 L 21339 000 892 00000 000			STATE DENTAL PLAN	0.00
142 L 21339 000 900 00000 000			STATE DENTAL PLAN	0.00
142 L 21339 000 910 00000 000				0.00
				<hr/>
142 L 21339 --- --- ----- ---				34.49CR
142 L 21340 000 000 00000 000				0.00
142 L 21340 000 010 00000 000			INSURANCE CONTRIBUTIONS	533.40CR

Fnd T Acct	Obj Prj Loc	Prg	Account Level Description	Amount
L			Liability	
142 L 21340	000 100 00000	000	INSURANCE CONTRIBUTIONS	0.00
142 L 21340	000 160 00000	000	INSURANCE CONTRIBUTIONS	0.00
142 L 21340	000 200 00000	000	INSURANCE CONTRIBUTIONS	0.00
142 L 21340	000 440 00000	000	INSURANCE CONTRIBUTIONS	0.00
142 L 21340	000 580 00000	000	INSURANCE CONTRIBUTIONS	0.00
142 L 21340	000 800 00000	000	INSURANCE CONTRIBUTIONS	0.00
142 L 21340	000 891 00000	000	INSURANCE CONTRIBUTIONS	0.00
142 L 21340	000 892 00000	000	MEDICAL INSURANCE PAYABLE	0.00
142 L 21340	000 900 00000	000	INSURANCE CONTRIBUTIONS	0.00
142 L 21340	000 910 00000	000	INSURANCE CONTRIBUTIONS	0.00
				<hr/>
142 L 21340	---	---	-----	533.40CR
142 L 21342	000 100 00000	000	HARTFORD ROTH	0.00
142 L 21342	000 160 00000	000	HARTFORD ROTH	0.00
142 L 21342	000 200 00000	000	HARTFORD ROTH	0.00
142 L 21342	000 440 00000	000	HARTFORD ROTH	0.00
142 L 21342	000 900 00000	000	HARTFORD ROTH	0.00
142 L 21342	000 910 00000	000		0.00
				<hr/>
142 L 21342	---	---	-----	0.00
142 L 21343	000 000 00000	000		0.00
142 L 21343	000 010 00000	000	AMERICAN FAMILY LIFE	0.00
142 L 21343	000 100 00000	000	AMERICAN FAMILY LIFE	0.00
142 L 21343	000 160 00000	000	AMERICAN FAMILY LIFE	0.00
142 L 21343	000 200 00000	000	AMERICAN FAMILY LIFE	0.00
142 L 21343	000 440 00000	000	AMERICAN FAMILY LIFE	0.00
142 L 21343	000 800 00000	000	AMERICAN FAMILY LIFE	0.00
142 L 21343	000 900 00000	000	AMERICAN FAMILY LIFE	0.00
142 L 21343	000 910 00000	000	AMERICAN FAMILY LIFE	0.00
				<hr/>
142 L 21343	---	---	-----	0.00
142 L 21344	000 100 00000	000	HORACE MANN LIFE INS	0.00
142 L 21344	000 160 00000	000	TITLE I-D	0.00
142 L 21344	000 900 00000	000	HORACE MANN LIFE INS	0.00
				<hr/>
142 L 21344	---	---	-----	0.00
142 L 21346	000 000 00000	000		0.00
142 L 21346	000 010 00000	000	WASHINGTON NATIONAL INS	0.00
142 L 21346	000 160 00000	000	TITLE I-D	0.00
142 L 21346	000 900 00000	000	WASHINGTON NATIONAL INS	0.00
142 L 21346	000 910 00000	000	WASHINGTON NATIONAL INS	0.00
				<hr/>
142 L 21346	---	---	-----	0.00
142 L 21347	000 000 00000	000		0.00
142 L 21347	000 100 00000	000	LIBERTY NATIONAL	0.00
142 L 21347	000 440 00000	000	LIBERTY NATIONAL	0.00
142 L 21347	000 800 00000	000	DEARBORN NATIONAL LIFE INSURAN	0.00
142 L 21347	000 900 00000	000	LIBERTY NATIONAL	0.00
142 L 21347	000 910 00000	000	LIBERTY NATIONAL	0.00
				<hr/>
142 L 21347	---	---	-----	0.00
142 L 21348	000 000 00000	000		0.00
142 L 21348	000 010 00000	000	MEDICAL INSURANCE	200.40CR
142 L 21348	000 100 00000	000	MEDICAL INSURANCE	0.00
142 L 21348	000 160 00000	000	MEDICAL INSURANCE	0.00

Fnd T Acct	Obj Prj Loc	Prg	Account Level Description	Amount
L			Liability	
142 L 21348	000 200 00000	000	EMPLOYEE INSURANCE DEDUCTIONS	0.00
142 L 21348	000 440 00000	000	MEDICAL INSURANCE	0.00
142 L 21348	000 580 00000	000	MEDICAL INSURANCE	0.00
142 L 21348	000 800 00000	000	MEDICAL INSURANCE	0.00
142 L 21348	000 891 00000	000	EMPLOYEE INSURANCE DEDUCTIONS	0.00
142 L 21348	000 900 00000	000	MEDICAL INSURANCE	0.00
142 L 21348	000 910 00000	000	MEDICAL INSURANCE	0.00
142 L 21348	---	---	-----	200.40CR
142 L 21349	000 100 00000	000	UNITED WAY	0.00
142 L 21349	000 440 00000	000		0.00
142 L 21349	000 900 00000	000	UNITED WAY	0.00
142 L 21349	---	---	-----	0.00
142 L 21351	000 010 00000	000	HORACE MANN ANNUITY	0.00
142 L 21351	000 100 00000	000	HORACE MANN ANNUITY	0.00
142 L 21351	000 160 00000	000	HORACE MANN ANNUITY	0.00
142 L 21351	000 200 00000	000	HORACE MANN ANNUITY	0.00
142 L 21351	000 440 00000	000	HORACE MANN ANNUITY	0.00
142 L 21351	000 580 00000	000	HORACE MANN ANNUITY	0.00
142 L 21351	---	---	-----	0.00
142 L 21353	000 000 00000	000		0.00
142 L 21353	000 010 00000	000	DAVIS VISION	53.59
142 L 21353	000 100 00000	000	DAVIS VISION	0.00
142 L 21353	000 160 00000	000	DAVIS VISION	0.00
142 L 21353	000 200 00000	000	DAVIS VISION	0.00
142 L 21353	000 440 00000	000	DAVIS VISION	0.00
142 L 21353	000 580 00000	000	DAVIS VISION	0.00
142 L 21353	000 800 00000	000	DAVIS VISION	0.00
142 L 21353	000 900 00000	000	DAVIS VISION	0.00
142 L 21353	---	---	-----	53.59
142 L 21354	000 000 00000	000	ONE AMERICA	0.00
142 L 21354	000 100 00000	000	ONE AMERICA	0.00
142 L 21354	000 160 00000	000	ONE AMERICA	0.00
142 L 21354	000 200 00000	000	ONE AMERICA	0.00
142 L 21354	000 440 00000	000	ONE AMERICA	0.00
142 L 21354	000 580 00000	000	ONE AMERICA	0.00
142 L 21354	000 800 00000	000	ONE AMERICA	0.00
142 L 21354	000 891 00000	000	ONE AMERICA	0.00
142 L 21354	000 900 00000	000	ONE AMERICA	82.80CR
142 L 21354	000 910 00000	000	ONE AMERICA	0.00
142 L 21354	---	---	-----	82.80CR
142 L 21356	000 100 00000	000	TRUSTMARK	0.00
142 L 21356	000 160 00000	000	TRUSTMARK	0.00
142 L 21356	000 200 00000	000	TRUSTMARK	0.00
142 L 21356	000 900 00000	000	TRUSTMARK	0.00
142 L 21356	---	---	-----	0.00
142 L 21357	000 100 00000	000	MODERN WOODMEN INS PAYABL	0.00
142 L 21357	---	---	-----	0.00
142 L 21359	000 000 00000	000	HYBRID PRETAXED CONTRIBUTION	0.00

Fnd T Acct	Obj Prj Loc	Prg	Account Level Description	Amount
L			Liability	
142 L 21359 000 100 00000 000			HYBRID PRETAXED CONTRIBUTION	65.70CR
142 L 21359 000 200 00000 000			HYBRID PRETAXED CONTRIBUTION	219.03CR
142 L 21359 000 440 00000 000			HYBRID PRETAXED CONTRIBUTION	50.21CR
142 L 21359 000 720 00000 000				0.00
142 L 21359 000 891 00000 000			HYBRID PRETAXED CONTRIBUTION	0.00
142 L 21359 000 900 00000 000			HYBRID PRETAXED CONTRIBUTION	494.69CR
142 L 21359 --- --- ----- ---				829.63CR
142 L 21360 000 100 00000 000			GARNISHMENTS AND LEVIES	0.00
142 L 21360 000 900 00000 000			GARNISHMENTS AND LEVIES	0.00
142 L 21360 --- --- ----- ---				0.00
142 L 21362 000 000 00000 000				0.00
142 L 21362 000 100 00000 000			USABLE LIFE INS	0.00
142 L 21362 000 200 00000 000			USABLE LIFE INS	0.00
142 L 21362 000 580 00000 000			USABLE LIFE INS	0.00
142 L 21362 000 800 00000 000			USABLE Life	0.00
142 L 21362 000 900 00000 000			USABLE LIFE INS	0.00
142 L 21362 000 910 00000 000			USABLE LIFE INS	0.00
142 L 21362 201 000 00000 000				0.00
142 L 21362 201 100 00000 000			SOCIAL SECURITY	0.00
142 L 21362 201 200 00000 000			SOCIAL SECURITY	0.00
142 L 21362 201 900 00000 000			SOCIAL SECURITY	0.00
142 L 21362 201 910 00000 000			SOCIAL SECURITY	0.00
142 L 21362 204 000 00000 000				0.00
142 L 21362 204 100 00000 000			STATE RETIREMENT	0.00
142 L 21362 204 200 00000 000			STATE RETIREMENT	0.00
142 L 21362 204 900 00000 000			STATE RETIREMENT	0.00
142 L 21362 204 910 00000 000			STATE RETIREMENT	0.00
142 L 21362 207 000 00000 000				0.00
142 L 21362 207 100 00000 000			MEDICAL INSURANCE	0.00
142 L 21362 207 160 00000 000			MEDICAL INSURANCE	0.00
142 L 21362 207 200 00000 000			MEDICAL INSURANCE	0.00
142 L 21362 207 900 00000 000			MEDICAL INSURANCE	0.00
142 L 21362 207 910 00000 000			MEDICAL INSURANCE	0.00
142 L 21362 212 000 00000 000				0.00
142 L 21362 212 100 00000 000			MEDICARE	0.00
142 L 21362 212 200 00000 000			MEDICARE	0.00
142 L 21362 212 900 00000 000			MEDICARE	0.00
142 L 21362 212 910 00000 000			MEDICARE	0.00
142 L 21362 --- --- ----- ---				0.00
142 L 21365 000 010 00000 000				710.00
142 L 21365 000 100 00000 000			WAGeworks	710.00CR
142 L 21365 000 200 00000 000			WAGeworks	0.00
142 L 21365 000 580 00000 000			WAGeworks	0.00
142 L 21365 000 900 00000 000			WAGeworks	0.00
142 L 21365 --- --- ----- ---				0.00
142 L 21366 000 100 00000 000				0.00
142 L 21366 000 200 00000 000				0.00
142 L 21366 000 900 00000 000			LSW/VALUE TEACH	0.00
142 L 21366 --- --- ----- ---				0.00
142 L 21370 000 010 00000 000			AIG RETIREMENT (VALIC)	400.00

Fnd T Acct	Obj Prj Loc	Prg	Account Level Description	Amount
L			Liability	
142 L 21370	000 100 00000	000	AIG RETIREMENT (VALIC)	0.00
142 L 21370	000 200 00000	000	AIG RETIREMENT (VALIC)	0.00
142 L 21370	000 440 00000	000	AIG RETIREMENT (VALIC)	0.00
				<hr/>
142 L 21370	---	---	-----	400.00
142 L 21380	000 010 00000	000	CREDIT UNION DEDUCTION	0.00
142 L 21380	000 100 00000	000	CREDIT UNION DEDUCTION	0.00
142 L 21380	000 580 00000	000	CREDIT UNION DEDUCTION	0.00
				<hr/>
142 L 21380	---	---	-----	0.00
142 L 21390	000 010 00000	000	NEA TEA WCEA DUES	0.00
142 L 21390	000 100 00000	000	NEA TEA WCEA DUES	0.00
142 L 21390	000 200 00000	000	NEA TEA WCEA DUES	0.00
142 L 21390	000 580 00000	000	NEA TEA WCEA DUES	0.00
142 L 21390	000 900 00000	000	NEA TEA WCEA DUES	0.00
				<hr/>
142 L 21390	---	---	-----	0.00
142 L 21500	000 000 00000	000		630.00CR
142 L 21500	000 010 00000	000	DUE TO OTHER FUNDS	910.00CR
142 L 21500	000 100 00000	000	DUE TO OTHER FUNDS	5,810.64CR
142 L 21500	000 160 00000	000	DUE TO OTHER FUNDS	0.00
142 L 21500	000 200 00000	000	DUE TO OTHER FUNDS	441.64CR
142 L 21500	000 300 00000	000	DUE TO OTHER FUNDS	0.00
142 L 21500	000 440 00000	000	DUE TO OTHER FUNDS	354.14CR
142 L 21500	000 800 00000	000	DUE TO OTHER FUNDS	580.23CR
142 L 21500	000 891 00000	000	DUE TO OTHER FUNDS	7.89
142 L 21500	000 892 00000	000	DUE TO OTHER FUNDS	0.00
142 L 21500	000 894 00000	000	DUE TO OTHER FUNDS	0.00
142 L 21500	000 896 00000	000	Due To Other Funds	34.37
142 L 21500	000 900 00000	000	DUE TO OTHER FUNDS	7,821.12CR
142 L 21500	000 910 00000	000	DUE TO OTHER FUNDS	118.65CR
				<hr/>
142 L 21500	---	---	-----	16,624.16CR
142 L 21530	000 000 00000	000	DUE TO STATE OF TENNESSEE	0.00
142 L 21530	000 010 00000	000	DUE TO STATE OF TENNESSEE	182.34CR
142 L 21530	000 200 00000	000	DUE TO STATE OF TENNESSEE	5,580.06CR
142 L 21530	000 800 00000	000	DUE TO STATE OF TN	0.00
142 L 21530	000 892 00000	000	Due to State of Tennessee	0.00
142 L 21530	000 900 00000	000	DUE TO STATE OF TENNESSEE	51.61CR
				<hr/>
142 L 21530	---	---	-----	5,814.01CR
142 L 21535	000 100 00000	000	DAVIS VISION	0.00
				<hr/>
142 L 21535	---	---	-----	0.00
142 L 21900	000 000 00000	000		0.00
142 L 21900	000 010 00000	000	OTHER CURRENT LIABILITIES	0.00
142 L 21900	000 100 00000	000	OTHER CURRENT LIABILITIES	0.00
142 L 21900	000 160 00000	000	OTHER CURRENT LIABILITIES	0.00
142 L 21900	000 200 00000	000	OTHER CURRENT LIABILITIES	0.00
142 L 21900	000 440 00000	000	OTHER CURRENT LIABILITIES	0.00
142 L 21900	000 720 00000	000		0.00
142 L 21900	000 800 00000	000	OTHER CURRENT LIABILITIES	0.00
142 L 21900	000 891 00000	000	OTHER CURRENT LIABILITIES	0.00
142 L 21900	000 894 00000	000	OTHER CURRENT LIABILITIES	0.00
142 L 21900	000 895 00000	000	OTHER CURRENT LIABILITIES	0.00

Fnd T Acct	Obj Prj Loc	Prg	Account Level Description	Amount
<b>Liability</b>				
L				
142 L	21900 000 896 00000 000		OTHER CURRENT LIABILITIES	0.00
142 L	21900 000 900 00000 000		OTHER CURRENT LIABILITIES	0.00
142 L	21900 000 910 00000 000		OTHER CURRENT LIABILITIES	0.00
142 L	21900 --- --- ----- ---			0.00
142 L	----- --- --- ----- ---			598,883.10
<b>Equity</b>				
Q				
142 Q	34100 000 800 00000 000		PO PAYABLE	0.00
142 Q	34100 --- --- ----- ---			0.00
142 Q	34110 000 000 00000 000		PURCHASE ORDER PAYABLE	0.00
142 Q	34110 000 100 00000 000		PURCHASE ORDER PAYABLE	0.00
142 Q	34110 000 160 00000 000		PURCHASE ORDER PAYABLE	0.00
142 Q	34110 000 200 00000 000		PURCHASE ORDER PAYABLE	0.00
142 Q	34110 000 440 00000 000		PURCHASE ORDER PAYABLE	0.00
142 Q	34110 000 800 00000 000		PURCHASE ORDER PAYABLE	0.00
142 Q	34110 000 891 00000 000		PURCHASE ORDER PAYABLE	0.00
142 Q	34110 000 892 00000 000		PURCHASE ORDER PAYABLE	0.00
142 Q	34110 000 893 00000 000		PURCHASE ORDER PAYABLE	0.00
142 Q	34110 --- --- ----- ---			0.00
142 Q	34111 000 000 00000 000			0.00
142 Q	34111 --- --- ----- ---			0.00
142 Q	34120 000 000 00000 000			0.00
142 Q	34120 --- --- ----- ---			0.00
142 Q	39000 000 000 00000 000			500,000.00CR
142 Q	39000 000 010 00000 000		REV EXP SUMMARY FLOW THROUGH	18,750.13
142 Q	39000 000 100 00000 000		REV EXP SUMMARY FLOW THROUGH	96,097.12
142 Q	39000 000 101 00000 000			0.00
142 Q	39000 000 160 00000 000		REV EXP SUMMARY FLOW THROUGH	660.00
142 Q	39000 000 171 00000 000			5,277.01
142 Q	39000 000 172 00000 000			0.00
142 Q	39000 000 200 00000 000		REV EXP SUMMARY FLOW THROUGH	23,044.92
142 Q	39000 000 440 00000 000		REV EXP SUMMARY FLOW THROUGH	13,680.97
142 Q	39000 000 720 00000 000			907.03
142 Q	39000 000 800 00000 000		REV EXP SUMMARY FLOW THROUGH	6,169.00
142 Q	39000 000 801 00000 000		REV EXP SUMMARY FLOW THROUGH	38,109.77
142 Q	39000 000 802 00000 000			132.00CR
142 Q	39000 000 891 00000 000		REV EXP SUMMARY FLOW THROUGH	5,097.59
142 Q	39000 000 892 00000 000		REV EXP SUMMARY FLOW THROUGH	0.00
142 Q	39000 000 893 00000 000		REV EXP SUMMARY FLOW THROUGH	4,023.90
142 Q	39000 000 894 00000 000		REV EXP SUMMARY FLOW THROUGH	0.00
142 Q	39000 000 895 00000 000		REV EXP SUMMARY FLOW THROUGH	0.00
142 Q	39000 000 896 00000 000		REV EXP SUMMARY FLOW THROUGH	0.00
142 Q	39000 000 897 00000 000			0.00
142 Q	39000 000 900 00000 000		REV EXP SUMMARY FLOW THROUGH	154,084.41
142 Q	39000 000 910 00000 000		REV EXP SUMMARY FLOW THROUGH	4,121.60

Account Level						Amount		
Fnd	T	Acct	Obj	Prj	Loc	Prg	Description	
Q							Equity	
142	Q	39000	---	---	-----	---		130,108.55CR
142	Q	-----	---	---	-----	---		130,108.55CR
								=====
Grand Asset Totals								468,774.55CR
Grand Liability Totals								598,883.10
Grand Equity Totals								130,108.55CR
Grand Totals								0.00

Number of Accounts: 396

\*\*\*\*\* End of report \*\*\*\*\*

## DCHS Print Shop

### Ricoh Lease Renewal and Upgrade

05/07/2020

Brad Hale, Director of Finance and Paul Master, Accounting Clerk participated in a conference call at 9am on May 7, 2020 with representatives for Ricoh to discuss the lease renewal and upgrade to the current Ricoh PROC7100X printer located in the DCHS Print Shop. This is a commercial level printer that is under a 60-month lease set to expire in 12-months. However, Ricoh has presented an option for the WCDE to upgrade to a new printer with increased capabilities with another 60-month lease term.

The following are key factors to consider in relation to this option.

- Cost
  - Standard monthly lease rate will drop from \$2,282.58 to \$2,150.12 per month which is a \$132.46 per month savings (also the new monthly fee is waived for the first three months of the new lease proposal)
    - Savings \$132.46 x 60 months is a \$7,947.60 savings over 60-months
    - \$2,150.12 waived for 3-months is a \$6,450.36 savings
    - Based on the prior year's usage relating to a cost for click usage on black and white printing, a savings of \$39.52 per month should be realized which would amount to \$2,371.20 over the new 60-month term
  - Total estimated cost savings of the new lease proposal compared to the current lease is \$16,769.16
- This pricing is based off pricing from the U.S. Communities co-op pricing, contract # 4400003732, therefore price quotes are not required.
- This copier has increased capabilities in multiple areas, one of which is a scanner. Mr. Tipton who runs the DCHS Print Shop says this is a huge benefit that he doesn't currently have. Also, see page 2 of the Ricoh documents "Ricoh Pro C7200s Improvements Over the Current State" section for additional upgrades with the new leased printer.

Based on the above information and my conversation with Mr. Tipton at the DCHS Print Shop, this proposal has my recommendation to proceed with upgrading to this new Ricoh Copier Lease.




W. Brad Hale, Director of Finance

# Washington County Schools

## Production Print Proposal

Revise 1

**RICOH**  
imagine. change.



**PREPARED BY:**

Will White

Sr Commercial and Production Sales Specialist

Phone: 423-276-0141

Email: [will.white@ricoh-usa.com](mailto:will.white@ricoh-usa.com)

May 7, 2020

# Cover Letter

Brad Hale and Paul Masters,

Thank you for meeting with us to discuss how Ricoh Commercial & Industrial Printing can help improve your organization's print challenges and deliver quality solutions that will help propel your business forward. We identified the following challenges you currently face based on our conversations:

- Reduce overall cost of operations for cut sheet production
- Scan documents needed for print production during the COVID pandemic
- Keep technology relevant in the Graphic Communications classroom

## **Ricoh Pro C7200s Financial Considerations:**

- Will reduce your lease cost by a minimum of \$132.46 per month which equates to \$7,947.60 in savings over the lifetime of the lease.
- Reduce cost of operations by lowering the mono click charge for an average monthly savings of \$39.52 per month. Potential savings from service reduction is \$2,371.20 over 60 months.
- A first quarter promotion to assist with early upgrade (must have order submitted by 6/19/2020). This promotion defers the first three months payments of the 60 month lease. Minimum total savings with this promotion coupled with the savings above are over \$16,768.

## **Ricoh Pro C7200s Improvements Over the Current State:**

- Operator productivity by incorporating scanning into the print engine rather than using a separate device
- Output productivity improvement from 80ppm to 85ppm
- Real time front to back registration adjustments improve image alignment
- Inline calibration sensors to improve color consistency
- The ability to print on NCR (carbonless) paper
- 17" Smart Panel with direct access to Fiery controller software
- Paper Catalog access using Media Management Tool
- Recently updated EFI Fiery E-46a Controller that runs EFI's FS350 Software using Windows 10 (current controller is running unsupported Windows 7)

For over 80 years, Ricoh has built a solid reputation for providing the best solution for each of our customers' unique requirements. We are able to meet your specific needs by leveraging innovative technology backed by our world-class service and expertise.

On behalf of your Ricoh Commercial & Industrial Printing team, we appreciate the time you have committed to considering our recommendations.

Sincerely,

Will White

Sr Commercial and Production Sales Specialist

Phone: 423-276-0141

Email: will.white@ricoh-usa.com

# RICOH Pro C7200S



## Offer clients more choices and value.

Support the needs of your enterprise with a broad range of applications, multifunctional capabilities and consistent quality. Meet demanding deadlines and offer clients more choices in media and sizes for outstanding value with every job, no matter the communications need. Next generation features include new inline sensors that help to ensure color consistency and quality and a 17" Smart Operation Panel that allows authorized users to remotely monitor and operate the system through a smart device.

## RICOH Pro C7200S

- Auto-duplex up to 13"× 27.5"
- Print on media up to 360 gsm, textured, synthetic, NCR, linen, adhesive and magnetic substrates

## Configuration

- Ricoh Pro C7200s 85ppm Print Engine with Scanner
- Vacuum Feed LCIT RT5120
- Multi Bypass Tray BY5020
- Finisher SR5050
- Ricoh 2/3 Hole Punch For SR5020
- Plockmatic PBM350 Production Booklet Maker, Trim Module, Book Fold Module, Cover Feeder, and Rail Unit
- E46A Color Controller
- Surge Protector
- TCRU Kits A and B

# Ricoh Production Cut Sheet Proposal

Description	Pricing
Ricoh Pro C7200s	<b><u>US Communities Contract Pricing</u></b>  <b>60 Month FMV Price: \$2,150.12 per month (First Three Payments Deferred)</b>  Color Cost Per Click: .045 Mono Cost Per Click: .0075

Included in Above Purchases
<ul style="list-style-type: none"><li>▪ Project Management</li><li>▪ Delivery</li><li>▪ Installation</li><li>▪ Operator Training</li></ul>

Ricoh Pro C7200s Terms
<ul style="list-style-type: none"><li>▪ 60 months FMV Lease</li><li>▪ Cost per copy includes parts, labor, staples, and toner.</li><li>▪ Cost per copy is up to 13x19.2", per side</li><li>▪ Cost is locked in for 60 months.</li><li>▪ This proposal is valid until 6/19/2020</li></ul>

Reservation of Rights—This quote is based upon the information provided by you, and the assumptions made by us in preparing the information contained herein. While care has been taken to ensure the accuracy of this quote, we make no representations or warranties about the accuracy, completeness or adequacy of the information contained herein, and shall not be liable for any errors or omissions. We recognize your right to negotiate and approve the terms of any resulting contract and we reserve the same right. We also acknowledge that all contract terms and conditions must be mutually agreed upon by both of us. This quote is subject to credit approval and valid for a period of 15 days from the date stated on the cover page. THIS QUOTE IS PROVIDED FOR INFORMATIONAL PURPOSES ONLY AND IS NOT, NOR SHOULD IT BE CONSTRUED AS, AN OFFER TO SELL/LEASE THE GOODS OR SERVICES LISTED HEREIN.

# Our Core Values

## We stand by our word

Our unwavering commitment is founded on a set of core values that guide every strategy and set the tone for our long-term vision.



### We hire the best people

Our products speak for themselves. **It's our people who truly set us apart.** From expert consultants to our talented support professionals, it is the knowledge and professionalism of our people and their ability to apply real-world experience that delivers greater value to our customers.



### We believe in affordable, practical solutions

**From product design to the services we deliver, providing greater value is a Ricoh priority.** Our goal is to arrive at customized solutions that provide new opportunities and give you the flexibility you need to continue growing.



### We support our customers

**We have the largest dedicated production print organization in the business, and we provide the service to back them up.** In fact, our production service technicians are 100% dedicated exclusively to Commercial & Industrial Printing.



### We believe in Research & Development

We are always seeking new ways to improve your business. We listen and respond to our customers. We innovate new products to create new opportunities. **In fiscal 2017 our R&D investment was nearly \$1 billion, more than 5% of total worldwide sales.**



### We believe in partnerships

Accomplishment is not a solo activity. Long-term success rarely happens alone, which is why our partnership approach to business sets us apart. **We collaborate with our customers, and with leading software and finishing providers to find new ways to enhance your business.** This enables us to drive growth and build deep loyalty.

# Our Process

**We take a consultative approach** to assess your needs from a business, operations and customer experience perspective, so we can make informed recommendations.

## Discover

### **We immerse ourselves in your business.**

Our experts dig deep into your company's operations and processes. We ask pertinent questions to achieve a thorough understanding of what you do and how you do it, so we can uncover your true needs — from top to bottom.

## Analyze

### **We look at the data and identify strengths and opportunities.**

In-depth analysis allows Ricoh experts to see beneath the surface. We uncover opportunities to improve efficiency, speed up workflows, increase productivity and better align your company's resources.

## Plan

### **We develop an action plan that fits your needs.**

Taking your strategic goals, budget and customer workflows into careful consideration, our planning process is designed to give you complete peace of mind. We clearly define each expectation and address every detail.

## Deliver

### **We implement the customized solution.**

Our implementation specialists ensure a seamless process for your organization. Trained to minimize disruption, our experts flawlessly integrate products and solutions into your workflow.

## Manage

### **We stay involved and remain active.**

We're in this together. We know your ongoing success is the best measure of ours. Following implementation, our experts continually work to help you maximize ROI, achieve even greater efficiency and help you take on the future.

# Our Portfolio

## Hardware

Production print systems that meet all spectra of the market — graphic arts, décor printing, apparel, sign & graphics, critical communications, direct mail and more. All backed by the power of Ricoh's dedicated support team.



Sheet-fed

Graphic Arts  
Wide Format

Continuous Feed

## Consulting & Professional Services

We ask questions, define objectives, and analyze data with an unbiased perspective to recommend the best solutions. Depending on your needs, we can stay engaged to help you manage them for the long term or develop a plan for you to follow internally.



Business  
Efficiency

Print  
Productivity

## Software & Solutions



Combining a range Ricoh developed solutions with offerings from a broad selection of partners, we provide an integrated approach for all of your production printing workflows and upstream marketing needs. to allow our experts will maximize your efficiency, quality and profitability.



## Finishing

From cutters and folders to high-speed unwinders and UV coaters, Ricoh has you covered with complete end-to-end systems that improve your productivity, profitability and shorten customer delivery timelines.





## Our Commitment to You

With Ricoh, you have the support of a trusted partner in your corner — one who shares your goals, understands your long-term vision and is focused on helping you achieve success.

Our dedication to the industry is unwavering, and it shows in the wealth of new technologies we are bringing to market. We are constantly thinking ahead, innovating and devising new ways to provide value and opportunity to you, our customer. This is the essence of Ricoh's Commercial & Industrial Printing Business Group.

**RICOH**  
imagine. change.

Ricoh USA, Inc. 70 Valley Stream Parkway, Malvern PA 19355 | 1-800-63-RICOH

©2019 Ricoh USA, Inc. All rights reserved. Ricoh® and the Ricoh logo are registered trademarks of Ricoh Company, Ltd. All other trademarks are the property of their respective owners. The content of this document, and the appearance, features and specifications of Ricoh products and services are subject to change from time to time without notice. Products are shown with optional features. While care has been taken to ensure the accuracy of this information, Ricoh makes no representation or warranties about the accuracy, completeness or adequacy of the information contained herein, and shall not be liable for any errors or omissions in these materials. Actual results will vary depending upon use of the products and services, and the conditions and factors affecting performance. The only warranties for Ricoh products and services are as set forth in the express warranty statements accompanying them.