

Under the continued provisions of the State Executive Order to protect the safety and welfare of the public, the Washington County (TN) Board of Education meeting on April 9, 2020 at 5:00 p.m. will be closed to the public. A majority of the school board members will be participating electronically. In order to maintain transparency, it will be livestreamed and an audio recording will be provided as requested. The livestream link will be available on our website, www.wcde.org, on the day of the meeting.

**WASHINGTON COUNTY
BOARD OF EDUCATION**

April 9, 2020

5:00 PM

Central Office

- I. CALL TO ORDER**
- II. CONSIDERATION OF CONSENT AGENDA**
 - A. Approval of Minutes - Regular Meeting - March 5, 2020 Called Meeting - March 24, 2020**
 - B. Payment of Bills**
 - C. Personnel**
- III. CONSIDERATION OF MEETING AGENDA**
- IV. DIRECTOR'S REPORT**
 - A. Nutrition Update**
 - B. Curriculum Update**
 - C. State Department Update**
 - D. State Board Update**
- V. REVIEW OF INSURANCE BID**
 - A. Insurance Bid Board Packet**
- VI. REVIEW OF FINANCIALS**
- VII. POLICY REVIEW**
- VIII. NEW BUSINESS**
 - A. WCEA**
- IX. ROUND TABLE DISCUSSION**
- X. ADJOURNMENT**

The Washington County Department of Education met in regular session on March 24, 2020 at 5:00 PM in the Central Office. Attendance is as follows: **Present:** Annette Buchanan, Jason Day, Mary Beth Dellinger, Keith Ervin, Chad Fleenor, Todd Ganger, David Hammond, Phillip McLain, Mitch Meredith..

Mr. Ervin called meeting to order. Following a moment of silence, Mr. Ganger led the pledge to the flag.

Chairman Ervin read the following statement, Under the provisions of the state executive order to protect the safety and welfare of the public, the Washington County Board of Education meeting tonight is closed to the public. In order to maintain transparency, it is being livestreamed and an audio recording will be provided as requested. Chairman Ervin said all votes will be taken by a roll call vote.

Mary Beth Dellinger moved for approval for the adoption of the English Language Arts Textbooks for a period of June 1, 2020 through June 30, 2026. Chad Fleenor seconded the motion which carried on roll call vote:

Annette Buchanan: yes, Jason Day: yes, Mary Beth Dellinger: yes, Keith Ervin: yes, Chad Fleenor: yes, Todd Ganger: yes, David Hammond: yes, Phillip McLain: yes, Mitch Meredith: yes

Dr. Flanary showed a powerpoint and gave overview of the feeding program that is in operation to feed all kids age 1 - 18 while schools are out due to COVID-19. He said that waivers have been approved from the Department of Agriculture to allow the continuation of feeding children with the closure of schools during spring break. He said since the closure of school one week ago close to 10,000 meals have been served. Dr. Flanary said if families are unable to travel to a food site they can call the central office and delivery will be arranged.

It was asked if the system would be reimbursed for the expenses occurred for the food delivery operation. Dr. Flanary said yes, the system would receive federal reimbursement.

Mr. McLain moved to authorize the Executive Committee to decide the way to continue the operation of the feeding program. Ms. Dellinger seconded the motion.

Dr. Flanary said he would request the Board to make the decision of which direction to go to continue the feeding program.

Ms. Dellinger withdrew her second.

The motion died without a second.

Mary Beth Dellinger moved for authorization to pay all Washington County Department of Education classified employees their regular compensation for any days the school system is closed due to (COVID-19) up to the rest of Fiscal Year 2020 which ends June 30, 2020 if needed. All classified employees are expected to be available to work as needs arise. If an employee is not available to be called into work should the need arise, that employee must notify

their supervisor prior to being unavailable at least 1- week prior to that time "assuming no emergency exists.". Phillip McLain seconded the motion which carried on roll call vote: Annette Buchanan: yes, Jason Day: yes, Mary Beth Dellinger: yes, Keith Ervin: yes, Chad Fleenor: yes, Todd Ganger: yes, David Hammond: yes, Phillip McLain: yes, Mitch Meredith: yes

Phillip McLain moved for authorization to pay \$70 per day to dietary employees and bus drivers for work involving providing and delivering food to the residences of students within the boundaries of Washington County. Four Kitchen Managers and a one stock delivery driver will be compensated for \$100 per day. This is outside the normal job duties of these employees, therefore the \$70.00 per day additional compensation will be in addition to each employee's regular compensation. This is while schools are closed for the duration of this COVID-19 to maintain food and getting food out to our school children. Mary Beth Dellinger seconded the motion which failed on roll call vote:

Annette Buchanan: no, Jason Day: no, Chad Fleenor: no, Todd Ganger: no, Mitch Meredith: no, Mary Beth Dellinger: yes, Keith Ervin: yes, David Hammond: yes, Phillip McLain: yes

Todd Ganger moved to pay all dietary employees and bus drivers involved in delivering food to students in relation to schools being closed due to COVID-19 at \$70.00 per day and kitchen managers and one stock driver at \$100.00 per day ending March 27, 2020. Mitch Meredith seconded the motion which carried on roll call vote:

Annette Buchanan: yes, Jason Day: yes, Mary Beth Dellinger: yes, Keith Ervin: yes, Chad Fleenor: yes, Todd Ganger: yes, David Hammond: yes, Phillip McLain: yes, Mitch Meredith: yes

Chad Fleenor moved to pay \$10.00 per hour hazard pay to all hourly employees who volunteers with the feeding program and to allow Caitlin Kite to have up to 10 people per site and for her to select the up to 10 people and all the money for the hazard pay is to come out of dietary fund.

Bus drivers delivering food to students will also receive \$10.00 per hour hazard pay. Jason Day seconded the motion which carried on roll call vote:

Mary Beth Dellinger: no, Mitch Meredith: no, Annette Buchanan: yes, Jason Day: yes, Keith Ervin: yes, Chad Fleenor: yes, Todd Ganger: yes, David Hammond: yes, Phillip McLain: yes

Mary Beth Dellinger moved for authorization to pay Substitute Teachers for any days they were "already scheduled" to work prior to the school system being closed for COVID-19 for the Fiscal Year 2020 (FY20). Chad Fleenor seconded the motion which carried on roll call vote:

Mitch Meredith: no, Annette Buchanan: yes, Jason Day: yes, Mary Beth Dellinger: yes, Keith Ervin: yes, Chad Fleenor: yes, Todd Ganger: yes, David Hammond: yes, Phillip McLain: yes

Dr. Flanary brought the custodial services contract for discussion in relation to school closures. He told the Board Attorney Bennett said under the contract an Act of God validated as reason to discontinue/suspend the contract and that COVID-19 would be considered as such.

On a motion by Mr. Hammond and seconded by Ms. Dellinger, the Board approved on roll call vote to authorize the Executive Committee to determine the appropriate amount of time to keep the custodial services in operation before suspending the contract. yes votes - Day, Hammond, Dellinger, Fleenor, Buchanan, McLain, Ganger, Meredith, and Ervin.

Discussion was held on upcoming scheduled board meetings.

The Board agreed to have the April 9, 2020 board meeting as scheduled. The Board will meet in the same manner as tonight's meeting, closed doors, and will begin at 5:00 p.m. The Board also decided to not have any committee meetings. All business will be conducted at the full board meeting.

The meeting was adjourned.

The Washington County Department of Education met in regular session on March 5, 2020 at 6:30 PM in the Central Office. Attendance is as follows: **Present:** Jason Day, Mary Beth Dellinger, Keith Ervin, Chad Fleenor, Todd Ganger, David Hammond, Phillip McLain, Mitch Meredith, **Absent:** Annette Buchanan..

Mr. Ervin called the meeting to order. Following a moment of silence, student Kaidan Easterling led pledge to flag.

Chairman Ervin thanked everyone for coming. Chairman Ervin recognized County Commissioner Danny Edens.

David Hammond moved for approval of the consent agenda. Chad Fleenor seconded the motion which carried on roll call vote:

Jason Day: yes, Mary Beth Dellinger: yes, Keith Ervin: yes, Chad Fleenor: yes, Todd Ganger: yes, David Hammond: yes, Phillip McLain: yes, Mitch Meredith: yes

Phillip McLain moved for approval of the meeting agenda. Chad Fleenor seconded the motion which carried on roll call vote:

Jason Day: yes, Mary Beth Dellinger: yes, Keith Ervin: yes, Chad Fleenor: yes, Todd Ganger: yes, David Hammond: yes, Phillip McLain: yes, Mitch Meredith: yes

Jonesborough Middle School Principal Brandon McKee introduced Jules Corriere of the McKinney Center. The students shared songs and poems from their participation in the recent production of "My Story."

Dr. Flanary introduced system level teachers of the years: Diana O'Neal, Kelly Davenport, and Mishayla Hensley.

Director Flanary, as requested, provided a review of insurance with Tennessee Risk Management Trust. It was asked if the system is a paying member of the TRMT. Dr. Flanary said yes.

On behalf of the Human Resources Department, Dr. Jarrod Adams and Finance Director Brad Hale explained the benefits and coverage the system receives. Dr. Adams said from the Human Resources point of view, the best thing about having TRMT is there is a local agent. He added the working relationship had been a very positive one.

Mr. Ganger asked if the system pays a fee. Dr. Adams answered yes.

Mr. Meredith asked how much the fee will come down after sell of the old Boones Creek Elementary and Boones Creek Middle. Dr. Flanary said approximately \$4,500 per property.

Dr. Flanary said there is one other firm that is available to offer the services received from TRMT.

Mr. Ervin asked the direction the Board wants to take.

Mr. Ganger said he had wanted the Board to review the insurance because it had not been in 30 years. He added it could be a possible way to save money.

Dr. Flanary said the current policy expires in July.

Mr. Ervin inquired about the next step to take.

Dr. Adams said if the Board chose to explore using a different provider that bids would be released.

Todd Ganger made motion to bid out insurance provider. Chad Fleenor seconded the motion which carried on roll call vote:

Jason Day: yes, Mary Beth Dellinger: yes, Keith Ervin: yes, Chad Fleenor: yes, Todd Ganger: yes, David Hammond: yes, Phillip McLain: yes, Mitch Meredith: yes

Student Board member Laken Jones presented We Are Washington County.

Dr. Flanary said policy 6.403 - Student Communicable Diseases had not been reviewed in some time. Dr. Flanary presented the policy for the Board's review and consideration.

Chad Fleenor moved to waive first reading and pass on second reading policy 6.403 - Student Communicable Diseases. Mary Beth Dellinger seconded the motion which carried on roll call vote:

Jason Day: yes, Mary Beth Dellinger: yes, Keith Ervin: yes, Chad Fleenor: yes, Todd Ganger: yes, David Hammond: yes, Phillip McLain: yes, Mitch Meredith: yes

Board members who attended the TSBA Legislative and Legal Conference provided an legislative update.

Mr. Hammond reported Board members were able to meet with representatives. He said certain bills don't have to worry about. He continued that the biggest push was to get more BEP dollars.

Mr. McLain said it was a good meeting. Some of the information provided at TSBA Summer Law Conference. He said the meeting would have been more beneficial for new board member. He shared Representative Matthew Hill had signed the bill to remove the requirement to have physical education certification to teach and had removed his name from the bill. Mr. McLain encouraged all Board members to go. He said it is good exposure to what we do and the more we know, the more we know what to do.

Mr. Ganger said TSBA had changed the name from Day on the Hill to the Legislative and Legal Conference. He continued they did change the format to make it more conducive for others to come. In the past years, you invite legislators and they would not come. That is why they changed the format. It is also to help Board members to understand what legislation is coming. Mr. Ganger said there were several things TSBA didn't take a stand on. He added quite a few of legislations that had no support mostly because of language.

Mr. Hammond suggested inviting our local legislators to come to our system, maybe in September, for a visit.

Todd Ganger Mr. Ganger presented and moved for approval of the report. Carried on voice vote. David Hammond seconded the motion which carried on roll call vote:
Jason Day: yes, Mary Beth Dellinger: yes, Keith Ervin: yes, Chad Fleenor: yes, Todd Ganger: yes, David Hammond: yes, Phillip McLain: yes, Mitch Meredith: yes

Mr. Hammond said the Bid Review Committee did not meet.

Dr. Jarrod Adams presented the bid results for fencing (Grandview Elementary) and propane. Dr. Adams said the low bid was Holston Gas, but they did not include a price for installing a tank at the bus garage.

Dr. Adams said the recommendation was Heritage/Amerigas.

Phillip McLain moved to award mccall fencing on low bid. Jason Day seconded the motion which carried on roll call vote:
Jason Day: yes, Mary Beth Dellinger: yes, Keith Ervin: yes, Chad Fleenor: yes, Todd Ganger: yes, David Hammond: yes, Phillip McLain: yes, Mitch Meredith: yes
Todd Ganger moved to award Heritage/Amerigas at total bid 1.289 per gallon, fixed cost. Chad Fleenor seconded the motion which carried on roll call vote:
Jason Day: yes, Mary Beth Dellinger: yes, Keith Ervin: yes, Chad Fleenor: yes, Todd Ganger: yes, David Hammond: yes, Phillip McLain: yes, Mitch Meredith: yes

Mr. Day moved for approval of the Committee's recommendation that a new proposal from Energy Systems Group will not be accepted, the Board will review the existing proposal from Energy Systems Group. Chad Fleenor seconded the motion which carried on roll call vote: Mary Beth Dellinger: no, Keith Ervin: no, Phillip McLain: no, Jason Day: yes, Chad Fleenor: yes, Todd Ganger: yes, David Hammond: yes, Mitch Meredith: yes

Mr. McLain moved for approval of the General Fund Financial Statements for the month of January 2020. Mitch Meredith seconded the motion which carried on roll call vote: Jason Day: yes, Mary Beth Dellinger: yes, Keith Ervin: yes, Chad Fleenor: yes, Todd Ganger: yes, David Hammond: yes, Phillip McLain: yes, Mitch Meredith: yes
Phillip McLain Mr. McLain moved for approval of the Federal Fund Financial Statements for the month of January 2020. Mitch Meredith seconded the motion which carried on roll call vote: Jason Day: yes, Mary Beth Dellinger: yes, Keith Ervin: yes, Chad Fleenor: yes, Todd Ganger: yes, David Hammond: yes, Phillip McLain: yes, Mitch Meredith: yes

Phillip McLain moved for approval for the school system to pay 100% of the cost for background checks for all employees. Mary Beth Dellinger seconded the motion which carried on roll call vote:

Jason Day: yes, Mary Beth Dellinger: yes, Keith Ervin: yes, Chad Fleenor: yes, Todd Ganger: yes, David Hammond: yes, Phillip McLain: yes, Mitch Meredith: yes

Todd Ganger moved to declare the items surplus and be sold on GovDeals. Phillip McLain seconded the motion which carried on roll call vote:

Jason Day: yes, Mary Beth Dellinger: yes, Keith Ervin: yes, Chad Fleenor: yes, Todd Ganger: yes, David Hammond: yes, Phillip McLain: yes, Mitch Meredith: yes

Chad Fleenor fleenor moved to place freeze on hiring any new certified staff for new positions before fy21 budget planning. Jason Day seconded the motion which carried on roll call vote: Keith Ervin: no, Todd Ganger: no, Phillip McLain: no, Jason Day: yes, Mary Beth Dellinger: yes, Chad Fleenor: yes, David Hammond: yes, Mitch Meredith: yes

WCEA Regina France shared that WCEA would place a book in memory of Carolyn Bryant in the lobby.

Roundtable:

Ervin

I was here when Carolyn was here. She was a good woman.

McLain

Carolyn was very helpful. She was always gracious to help. Missed her when she left. She will be very missed by her family members. She was a fixture around this Board.

I enjoyed the kids here tonight.

Congrats to the Teachers of the Year.

A hardy thanks to teachers and staff for all they do every day.

Hammond

Sad to hear about Carolyn. She was very helpful. Prayers for her family.

Meredith

Kelly Wagner is one of four finalists for "Remarkable Woman"- shout out to her-tomorrow the winner will be announced at noon.

Ganger

Sympathy to Carolyn's family. I remember one visual, her desk, it looked different when she was here. She was a sweet person. Enjoyed the school visit to Boones Creek today. It is a great location, size is showing growth. Kuddos to the Administrators.

Fleenor

Sympathy to Ms. Bryant's family.

Congrats to tenured teachers.

Teachers of the Year - hate to narrow down to three. Impressed with job teachers do.

Good luck Ms. Wagner. Thank you for all work you do.

Thank you to Mike Edmonds for robotics team at Lamar - their first team.

Day

Good meeting.

There is a lot of great stuff going on in the system.

Dellinger

Congratulation to the system Teachers of the Year and tenure teachers.

Jonesborough Middle School students did good job.

My mom, Betty, worked here with Carolyn.

I am enjoying school visits.

Participated in Reading Across America.

Ervin

Good meeting.

We need to have another called meeting for policy. Will work on scheduling meeting.

9 April 2020

C. PERSONNEL

A. Request for Leave Of Absence

1. Lauren Chandley

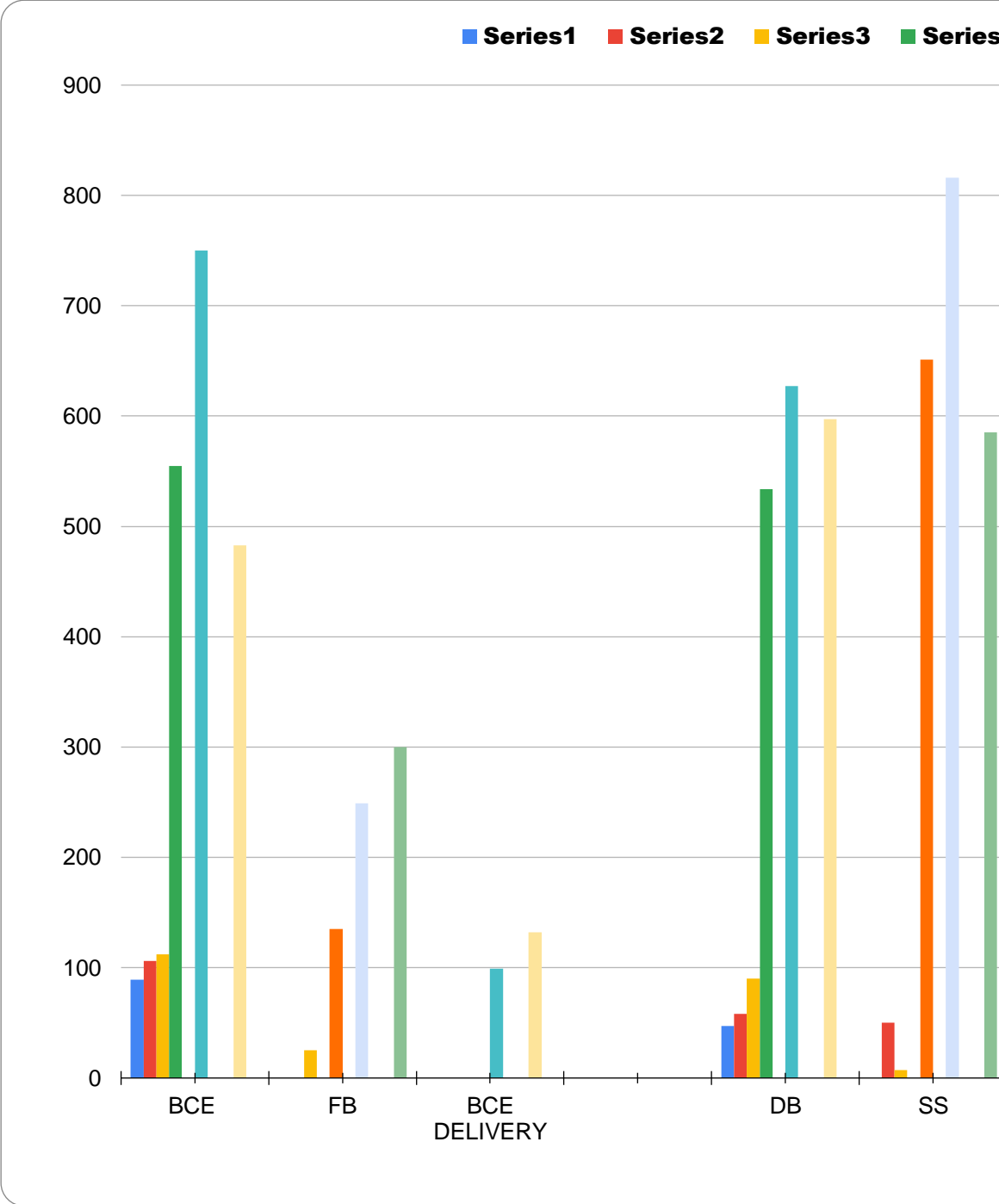
David Crockett High. Maternity Leave.
Effective 29 July 2020 and ending 13 August 2020.

Breakfast					
	March 18	March 19	March 20	March 23	March 24
BCE	89	106	112	555	
FB			25		135
BCE DELIVERY					
DB	47	58	90	534	
SS		50	7		651
DB DELIVERY				99	
DC	55	109	79	375	
WV			2		240
DC DELIVERY			4	165	
JM	61	102	138	666	
SC			10		327
JM DELIVERY					
DAILY TOTALS	252	425	467	2394	1353

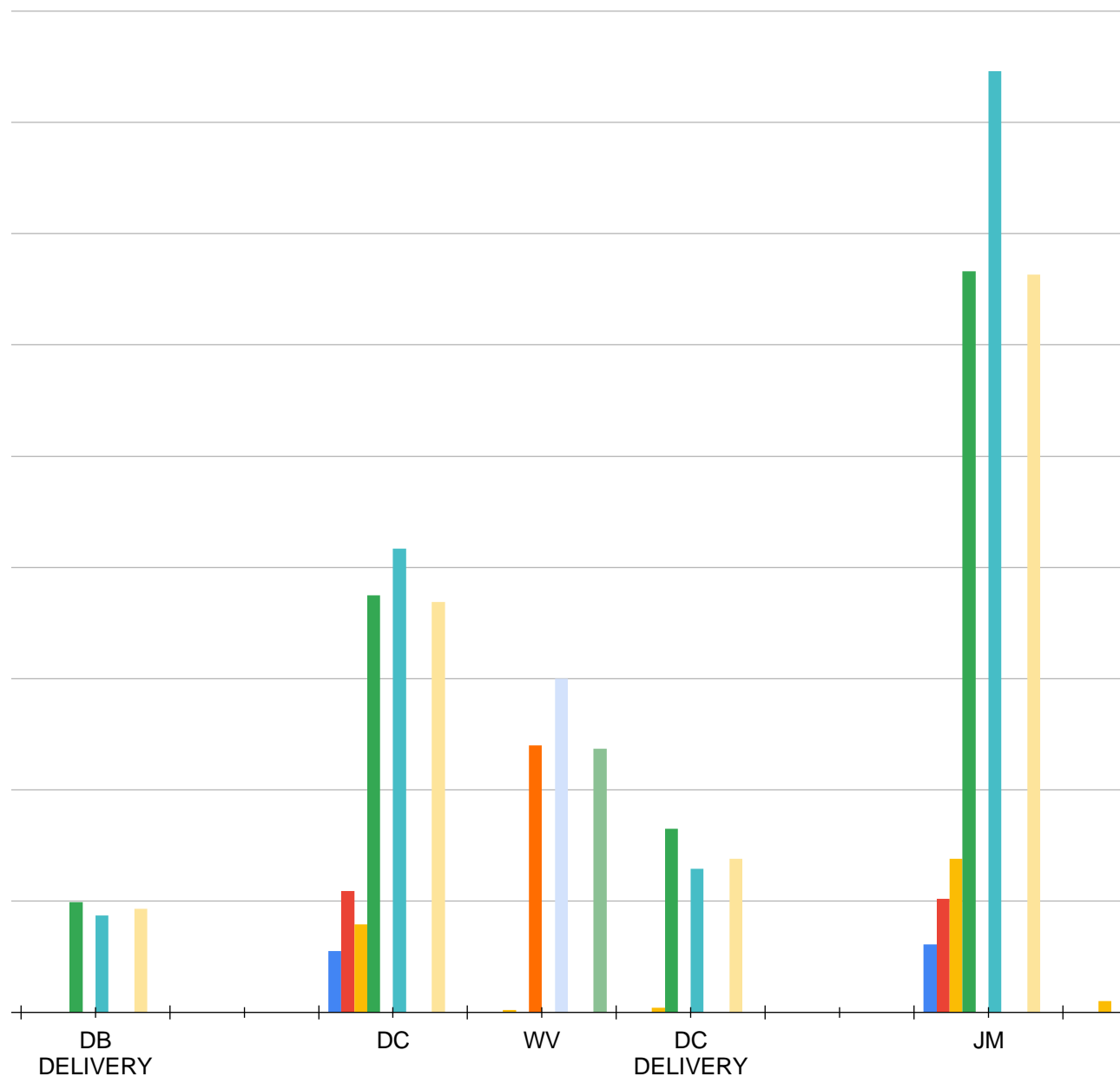
Lunch					
	March 18	March 19	March 20	March 23	March 24
BCE	89	106	112	555	
FB			25		135
BCE DELIVERY					
DB	47	58	90	534	
SS		50	7		651
DB DELIVERY				99	
DC	55	109	79	375	
WV			2		240
CO/DELIVERY			4	165	
JM	61	102	138	666	
SC			10		327
JM DELIVERY					
DAILY TOTALS	252	425	467	2394	1353

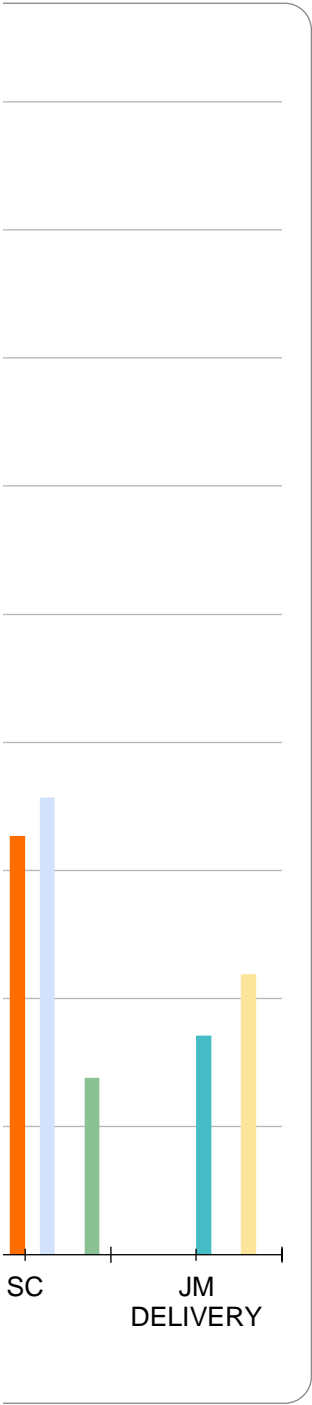
March 25	March 26	March 27	March 30	March 31	TOTALS
750			483		2095
	249			300	709
99			132		231
627			597		1953
	816			585	2109
87			93		279
417			369		1404
	300			237	779
129			138		436
846			663		2476
	357			138	832
171			219		390
3126	1722	0	2694	1260	13693

March 25	March 26	March 27	March 30	March 31	TOTALS
750			483		2095
	249			300	709
99			132		231
627			597		1953
	816			585	2109
87			93		279
417			369		1404
	300			237	779
129			138		436
846			663		2476
	357			138	832
171			219		390
3126	1722	0	2694	1260	13693



4 Series5 Series6 Series7 Series8 Series9 Series10





Breakfast	April 1	April 2	April 3	April 6	April 7
BCE	585			825	
FB		255			426
BCE DELIVERY	162			159	
DB	621			978	
SS		618			1086
DB DELIVERY	102			135	
DC	384			528	
WV		357			399
DC DELIVERY	153			180	
JM	549			792	
SC		204			
JM DELIVERY	228			234	
DAILY TOTALS	2784	1434	0	3831	1911

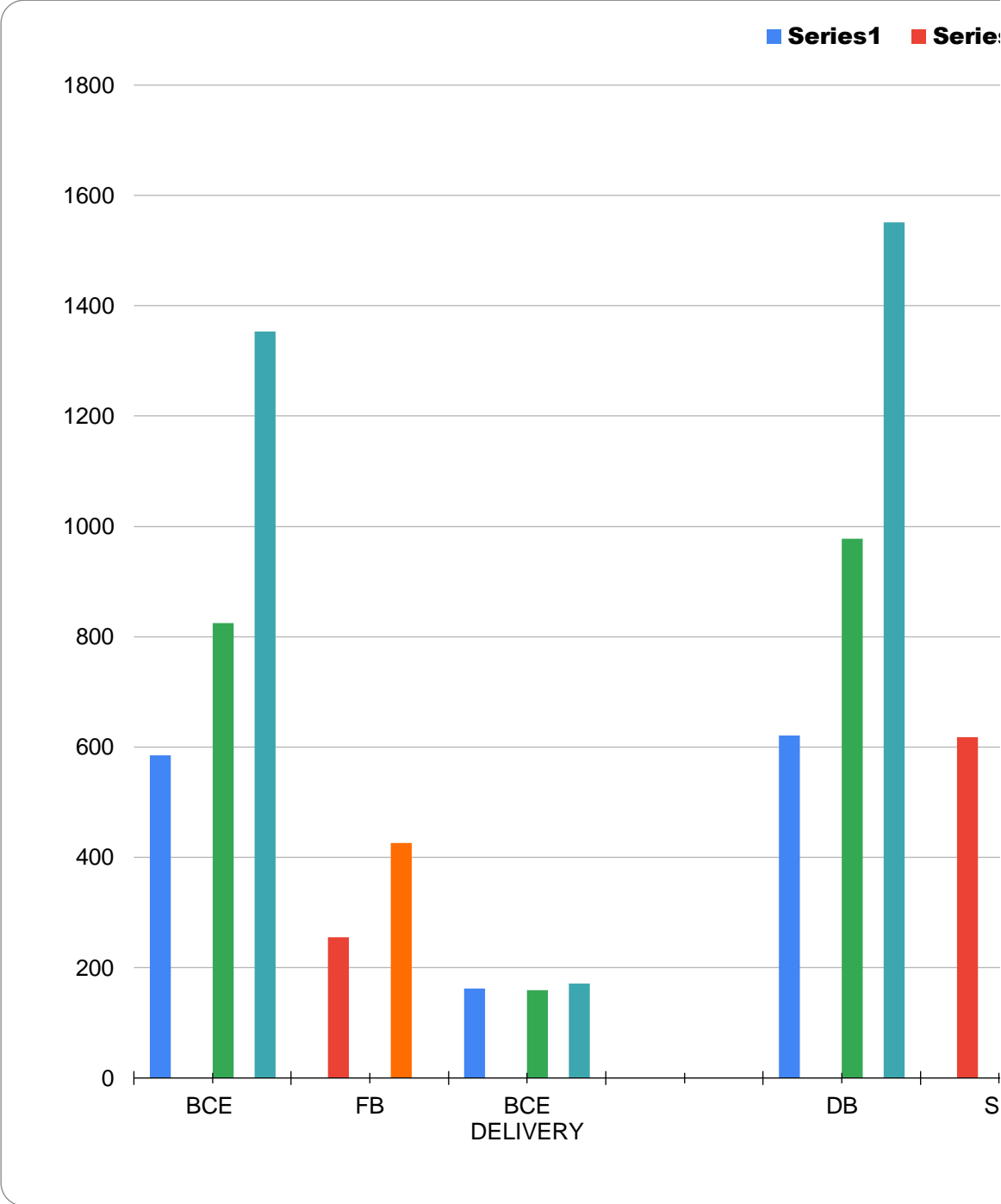
Lunch	April 1	April 2	April 3	April 6	April 7
BCE	585			825	
FB		255			426
BCE DELIVERY	162			159	
DB	621			978	
SS		618			1086
DB DELIVERY	102			135	
DC	384			528	
WV		357			399
DC DELIVERY	153			180	
JM	549			792	
SC		204			
JM DELIVERY	228			234	
DAILY TOTAL	2784	1434	0	3831	1911

April 8	April 9	April 10	April 13	April 14	April 15
1353					
	525				
171					
1551					
	1329				
150					
639					
	609				
198					
1419					
	372				
255					
5736	2835	0			

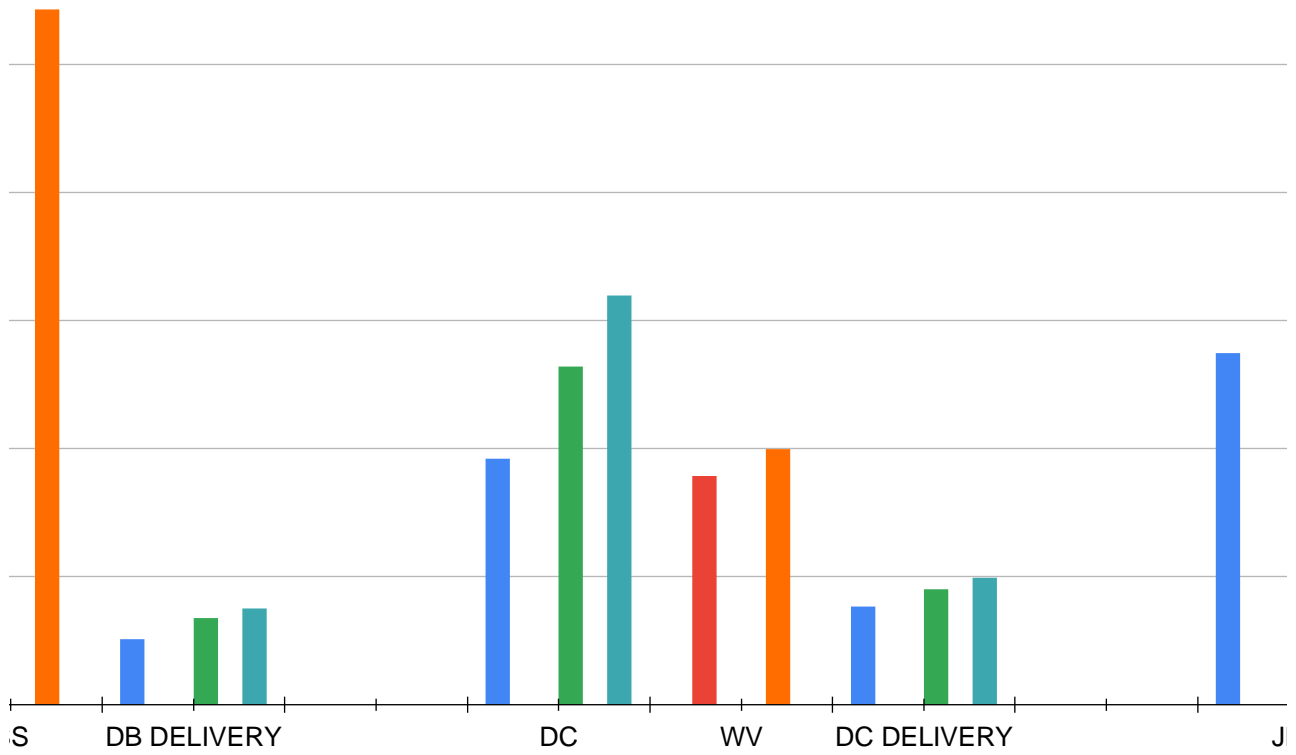
April 8	April 9	April 10	April 13	April 14	April 15
1353					
	525				
171					
1551					
	1329				
150					
639					
	609				
198					
1419					
	372				
255					
5736	2835	0			

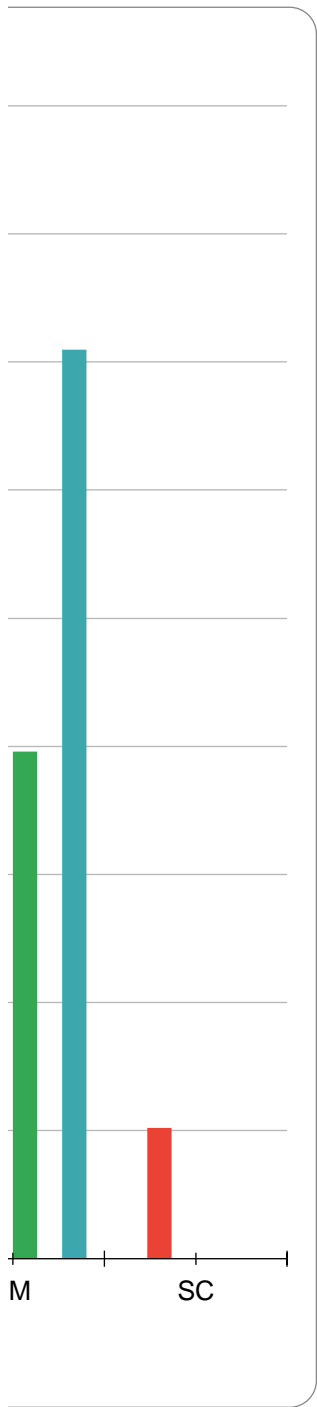
April 24	April 27	April 28	April 29	April 30	TOTALS
					2763
					1206
					492
					3150
					3033
					387
					1551
					1365
					531
					2760
					576
					717
					18531

April 24	April 27	April 28	April 29	April 30	TOTALS
					2763
					1206
					492
					3150
					3033
					387
					1551
					1365
					531
					2760
					576
					717
					18531



s2 ■ Series3 ■ Series4 ■ Series5 ■ Series6





**Washington County
Department of Education
Memorandum
Director's Office**

DATE: April 6, 2020

TO: Dr. William Flanary
Washington County Board of Education

FROM: Susan M. Kiernan, Assistant Director

SUBJECT: Insurance Bid

Two bids were received for Property, Liability, Student Accident, and Workers Compensation Insurance Coverages. The documents that follow are bids from Public Risk Insurors and Tennessee Risk Management Trust.

Two options are presented by the Public Risk Insurors for Workers Compensation. Dr. Flanary has the contact information for the President of Johnson City Wofford Bros. Insurance Agency, Inc. (our local broker who submitted the bids) and he or one of his associates will be available Thursday by phone to answer any questions you might have concerning the coverage.

Thank you, SMK

PUBLIC RISK INSURORS



Public Risk Insurors is an independent insurance agency located in Franklin, Tennessee that specializes in providing comprehensive and cost-effective coverage solutions for all types of public entities including **cities, counties, school districts, utilities, human resource agencies, and non-profit organizations.**



Public Risk Insurors is a Tennessee School Boards Association (TSBA) Platinum Level Business Affiliate and is the only Property and Casualty insurance agency recognized by the TSBA with that designation.

Public Risk Insurors is a Certified Woman-Owned Business Entity by the Governor's Office of the State of Tennessee and is recognized as a Diversity Business Enterprise with over 30 years of commercial insurance experience.

Public Risk Insurors is a proud member of the Insurors of Tennessee and is committed to the "Trusted Choice Pledge of Performance" which means we are dedicated to your interests first and are committed to treating you as a person and partner, not an insurance policy.

Public Risk Insurors has maintained 100% retention of all school clients the last seven years and currently manages **over \$15 million in premium.**

School districts and organizations using our services include:

The Tennessee School Boards Association (TSBA), Robertson County Schools, Franklin Special School District, Tullahoma City Schools, Paris Special School District, Maury County Board of Education, Marion County Board of Education, Arlington Community Schools, Lakeland School District, Rogersville City School, and Collierville Schools.

PUBLIC RISK INSURORS



We offer our clients the following strategic agency services:

- We perform a regular review of your exposures and identify any gaps or inadequacies in your coverage
- We develop, monitor, and assist in the management of your property, vehicles, and equipment schedules
- Analyze past loss history to determine the most advantageous deductibles and limits of coverage
- Assist in the completion of all insurance applications annually
- Create a database of employee remuneration by correct classification code and identification of allowable deductions
- Assist in the reporting and monitoring of claims
- Monitor and assist in the management of certificates of insurance
- Review insurance provisions of contracts and leases with access to updated insurance requirements and suggestions
- Suggest options for premium allocation by department as a risk control tool

PUBLIC RISK INSURORS



Laura Jungmichel (AU, RMPE) is viewed by many public officials as well as public entity commercial insurance providers as **“the expert” on public entity insurance** in the state of Tennessee. This recognition comes from an examination of Laura’s experience within a lifelong career in the public entity insurance arena. Until May of 2010, Laura served as the **Director of Underwriting and Reinsurance Services for the Tennessee Municipal League Risk Management Pool**, a position she held in trust for nearly 15 years.

Laura founded Tennessee Risk Management Partners LLC (now doing business in Tennessee as Public Risk Insurors) in August of 2010 and became a licensed Property and Casualty agent in Tennessee in January of 2011. Under Laura’s leadership, Public Risk Insurors now manages over eleven million dollars of public entity premium.



Laura holds the following industry designations: the Associate in Underwriting (AU) and the Risk Management for Public Entities certificate (RMPE). Laura has **previously taught the RMPE course through the Insurance Institute of America to many of Tennessee’s risk managers. Laura has also **presented several times at the National League of Cities RISC conferences** for elected officials across the U.S. **Laura is a member of TnPRIMA and a member of The Insurors of Tennessee.****

Public Risk Insurors has been recognized by the Governor’s Office Diversity Business Enterprise as a Certified Woman Owned Business Entity.

Laura Jungmichel is a dedicated public entity insurance professional and specialist who will provide your city, county, municipality, or school system superior representation to the commercial marketplace as well as client services that are based on putting your public entity’s needs first.

Laura graduated from Stephens College with a **B.A. in Political Science** and has lived in Williamson County for over 40 years.

Clients we represent include:





References

Tennessee School Boards Association - Current Client

Dr. Tammy Grissom - Executive Director - 615.815.3900

Robertson County Board of Education - Current Client

Dr. Chris Causey - Director of Schools - 615.384.5588

Franklin Special School District - Current Client

Dr. David Snowden - Superintendent - 615.794.6624

Collierville Schools - Current Client

Dr. Gary Lilly - Superintendent - 901.861.7000

Tulahoma City Schools - Current Client

Mr. Scott Hargrove - Superintendent - 931.454.2600

Arlington Community Schools - Current Client

Ms. Tammy Mason - Director of Schools - 901.389.2497

Lakeland School System - Current Client

Dr. Ted Horrell - Director of Schools - 901.867.5412

Marion County Board of Education - Current Client

Dr. Mark Griffith - Superintendent - 423.942.3434

Maury County Board of Education - Current Client

Mr. Eric Perryman - Assistant Superintendent - 931.388.8403

Paris Special School District - Current Client

Dr. Norma Gerrell - Superintendent - 731.642.9322

Rogersville City School - Current Client

Dr. Rebecca Isaacs - Director of Schools - 423.272.7651

Bristol Tennessee City Schools - Current Client

Ms. Rebecca Adams - Finance Director - 423.652.9218

Washington County Board of Education

Thank you for this opportunity to provide an extremely comprehensive proposal to the Washington County Board of Education.

We also wish to commend your local insurance agent, Mark Sizemore, for contacting us to work together to provide a competitive commercial carrier insurance proposal that is **35% LESS premium** than the school district is currently paying to the Tennessee Risk Management Trust with considerably more coverage and limits and no assessability as with the Trust.

We have a package proposal from Liberty Mutual at \$377,338 with an option to add an Umbrella policy that you currently do not have for an additional \$22,213 and an option to add Replacement Cost coverage for buses 15 years and newer that you currently do not have for an additional \$5,700.

There are two Workers Compensation proposals from which to choose. One is from Liberty Mutual for \$290,810 and one is from Key Risk Insurance for \$295,980.

We have a Student Accident proposal from Berkley Accident and Health at \$109,250.

Washington County Board of Education currently participates in the TSBA sponsored Cyber group policy through our agency and that policy will renew on 5.1.2020 through 7.1.2021 for a premium of \$2,042 with available limits up to \$10,000,000.

We urge you to contact any of the references that we have provided to learn more about our service and stable renewal pricing. In particular, we would suggest Mr. Eric Perryman at Maury County BOE and Dr. Chris Causey at Robertson County BOE as they are similar in size to Washington County BOE and we have insured both for at least 4 years.

Please let us know if you have any questions or need any clarification. Thank you.

BID QUOTATION SHEET
Property, Liability, Student Accident, and Workers Compensation Insurance Coverages

To be opened 2:00 p.m., April 6, 2020

Bidder has read Invitation to Bid with Specifications, understands and by submitting this proposal hereby agrees, upon receiving letter of committal as notification of award, to provide Property, Liability, Student Accident, and Workers Compensation Insurance Coverages for The Washington County Board of Education Jonesborough, Tennessee to commence at 12:01 a.m., July 1, 2020, as specified, described, reasonably implied and awarded from the following detail of Bid:

I. Property, Liability, Student Accident, and Workers Compensation Insurance

- A. Workers Compensation and Employers' Liability \$1,000,000 each.
B. Property \$5,000,000
C. Boiler & Machinery \$10,000 per breakdown
D. Bonds \$400,000 each and every loss
E. Cyber Liability \$1,000,000
F. Commercial General Liability \$1,000,000
G. Educators Legal \$1,000,000
H. Automobile \$1,000,000
I. Athletic and Students \$25,000 per accident

II. GRAND TOTAL FOR Property, Liability, Student Accident, and Workers Compensation

Insurance Coverages \$779,440 WITH OPTION #1 WC OR \$784,610 WITH OPTION #2 WC
OPTIONAL UMBRELLA + 22,213 OPTIONAL REPLACEMENT COST FOR

EXCLUSIONS and/or CONDITIONS to be detailed on the following page: BUSSES \$5,700

Are SPECIMEN POLICIES enclosed? yes [X] no

PACKAGE - LIBERTY MUTUAL
STUDENT ACCIDENT - BEARLEY ACCIDENT HEALTH
WORKERS COMPENSATION - LIBERTY MUTUAL OR
CYBER - BEARLEY NET RISK

NAME of INSURANCE COMPANY represented by these quotes

CLAIMS will be PROCESSED from 1881 GEN. GEORGE PATTON DRIVE SUITE 105 FRANKLIN, TN 37067
TO SPAIN CARROLL address

BID WILL BE HONORED THROUGH 6 month - 30 day - 2020 year

PUBLIC RISK INSURORS IN ASSOCIATION WITH JOHNSON CITY WOLFORD BEAS. INSURANCE AGENCY

printed name of bidder agency

Signature of representative 1881 GEN. GEORGE PATTON DRIVE SUITE 105 FRANKLIN, TN 37067

4.6.2020

date

615.369.0646 615.243.5667 cell 615.369.0647

phone (toll free, if available)

FAX #

**TENNESSEE RISK MANAGEMENT TRUST
WHAT IS NOT INCLUDED**

- Physical damage to personally owned automobiles **SAME**
- Physical damage for military surplus vehicles or other similar vehicles not originally designed or registered for highway use. **NO EXCLUSION**
- Property losses of a degenerative nature or from loss by insect or vermin, including mold, wear and tear, and deterioration **SAME**
- Any loss from flood in flood zone "A" or zones prefixed in "A" **SAME**
- Pollution unless specifically endorsed **NO EXCLUSION FOR CHEMISTRY CLASSES**
- Mold or Fungus **LIMITED COVERAGE INCLUDED**
- War Risk **SAME**
- Terrorism (unless Certified Act of Terrorism under TRIA Act) **INCLUDED**
- Aircraft Liability **SAME**
- The Deductible as listed on individual Certificates (included in the packet) **LISTED WITHIN PROPOSALS**
- Medical Malpractice – Doctors, Clinics or Hospitals (employed school nurses covered) **SCHOOL NURSES COVERED**
- Nuclear Liability or Damage **SAME**
- Sexual Abuse Coverage for accused perpetrator (Discretionary legal defense available up to \$35,000 for falsely accused perpetrator) **SAME EXCEPT \$ 300,000 LIMIT**
- Inverse Condemnation **SAME**
- Asbestos Bodily Injury & Property Damage **SAME**
- AIDS Liability **NO EXCLUSION**
- Loss of or damage to Watercraft over 26 feet **SAME**
- Purchase, use, maintenance or storage of any form or component of pyrotechnics, explosives or projectiles, fire and/or flame throwing apparatus, arising from a demonstration or celebration involving these or similar items. **NO EXCLUSION**
- Pension and Welfare Fiduciary Responsibility Insurance **NO EXCLUSION**
- Electromagnetic Fields **NO EXCLUSION**
- Wages **ONLY FRONT WAGES | BACK WAGES ARE INCLUDED**

This packet is issued as a matter of information only and does not amend, extend, or alter the coverage provided by the actual insurance policies and coverage documents.



2020-2021 INSURANCE PROPOSAL

Presented by

Mark B. Sizemore, President

Johnson City Wofford Bros.
Insurance Agency, Inc.



**TENNESSEE RISK
MANAGEMENT TRUST**

Renewal Proposal for:

Washington County School System

Presented By:



RISK MANAGEMENT

**Program Manager for TNRMT
1-877-822-6161**

July 1, 2020

This packet is issued as a matter of information only and does not amend, extend, or alter the coverage provided by the actual insurance policies and coverage documents.



COST SUMMARY
TENNESSEE RISK MANAGEMENT TRUST
JULY 1, 2020 - JULY 1, 2021
Washington County School System

Property - all Buildings and Contents including:
Electronic Data Processing Equipment, Media & Extra Expense,
Contractors Equipment & Miscellaneous Equipment, Valuable Papers,
and Money & Securities

Employee Blanket Bond
Auto Liability & Physical Damage
General Liability
Boiler & Machinery
School Leaders Errors & Omissions
Student and Athletic Accident

Included
Included

Property/Casualty Premium:
Local Service Fee

\$556,497
\$38,595

Workers Compensation Premium:

\$461,192

Premium is subject to audit-adjustments based on actual payrolls)

TOTAL PREMIUM:

\$1,056,284

PROPERTY/CASUALTY & WORK COMP CANNOT BE WRITTEN SEPARATELY

BID QUOTATION SHEET
Property, Liability, Student Accident, and Workers Compensation Insurance Coverages

To be opened 2:00 p.m., April 6, 2020

Bidder has read Invitation to Bid with Specifications, understands and by submitting this proposal hereby agrees, upon receiving letter of committal as notification of award, to provide Property, Liability, Student Accident, and Workers Compensation Insurance Coverages for The Washington County Board of Education Jonesborough, Tennessee to commence at 12:01 a.m., July 1, 2020, as specified, described, reasonably implied and awarded from the following detail of Bid:

I. Property, Liability, Student Accident, and Workers Compensation Insurance

- A. Workers Compensation and Employers' Liability \$1,000,000 each.
- B. Property \$5,000,000
- C. Boiler & Machinery \$10,000 per breakdown
- D. Bonds \$400,000 each and every loss
- E. Cyber Liability \$1,000,000
- F. Commercial General Liability \$1,000,000
- G. Educators Legal \$1,000,000
- H. Automobile \$1,000,000
- I. Athletic and Students \$25,000 per accident

II. GRAND TOTAL FOR Property, Liability, Student Accident, and Workers Compensation

Insurance Coverages \$1,056,284

EXCLUSIONS and/or CONDITIONS to be detailed on the following page:

Are SPECIMEN POLICIES enclosed? yes no

NAME of INSURANCE COMPANY represented by these quotes Tennessee Risk Management Trust

CLAIMS will be PROCESSED from 404 BNA Drive, Suite 208, Nashville, TN 37217
address

BID WILL BE HONORED THROUGH 7 - 1 - 2020
month day year

Tom Montgomery
printed name of bidder

NGU Risk Management
agency

signature of representative

111 Hazel Path, Hendersonville, TN 37075
address

4/1/2020
date

615-822-5454
phone (toll free, if available)

615-824-1980
FAX #

Toll Free 877-822-6161

CONDITIONS and/or EXCLUSIONS in detail per category of coverage quoted above:

Re: Length of Agreement - Subject to annual premium review and adjustments.

Property Limits per Property Schedule included in Bid Packet #274639,342

**Washington County
Department of Education
MEMORANDUM
DIRECTOR'S OFFICE**

DATE: April 9, 2020

TO: WCDE Board of Education/Finance Committee

FROM: Phillip McLain, Chairman

SUBJECT: BOE/Finance Committee Meeting-February 2020 Financials

The Finance Committee will be part of the regular Board of Education meeting on Thursday, April 9, 2020 at 6:30 p.m. either at the WCDE Central Office or by remote access due to COVID-19.

Items to be discussed include:

1. Consideration of the General Fund Financial Statements for the month of February 2020
2. Consideration of the Federal Fund Financial Statements for the month of February 2020
3. FY21 General Fund Budget Summary and Templates as of (April 2, 2020)- Expense Component only
4. Other items

04/02/2020

FY21 Budget Summary To-Date

- Format of Template
 - The attached templates contain the original FY20 Budget that was approved in the fourth column labeled (2019-2020-Original Budget Approved). The next column shows the changes made to the original FY20 Budget, and the 6th column contains the FY20 budget that is currently in effect. The shaded column shows the FY21 Budget Draft with “Step Increases” only with each column following to the right containing the “Step Increases and increasing by 1% per column up to a 4% maximum. The final column to the right with budgeted expenses contains the Step Increases along with a 2% pay increase for Certified Staff Only.
 - Each of the two templates are identical with one including only “have to expenses” while the other one includes all additional expenses requested with the have to expenses. This is sometimes referred to as the Wish List”.
- Revenues
 - It will likely be into the 3rd week of April before Revenues from the main three sources can be measured with accuracy (BEP, Property Tax, & Sales Tax). Therefore, the Revenue Sections (pages 1 & 2) are blank for FY21 at present time. Keep in mind the Sales Tax Revenue at least in the short-term for (April through at least June) will likely not follow normal patterns of prior years due to COVID-19 the effects of which have not been determined at the present time.
- Expenses
 - Two Budget Templates are uploaded for the April Finance Committee Meeting
 - FY21 Draft with Must Have Expense Increases
 - FY21 Draft with Must Have Expenses Along With All Additional Requests Included
 - Expense Draft Unknowns at Present Time
 - Medical Insurance – We are waiting for direction from the State to see if Medical insurance Expense is expected to increase
 - Trustee Commission – An accurate measurement compared to FY20 amounts will be calculated once Revenue Estimates are in around the 3rd week of April 2020.

- Expense Summary_DRAFT
 - The Current FY20 Approved Budget has expenses totaling \$70,733,170
 - FY21 Budget Drafts with Must Have Expenses included is as follows
 - Step Only \$72,240,923
 - Step + 1% \$72,722,928
 - Step + 2% \$73,221,080
 - Step + 3% \$73,719,232
 - Step + 4% \$74,217,385
 - Step +2% Cert. Only \$72,991,388
 - FY21 Budget Drafts with Must Have Expense Plus All Requests
 - Step Only \$74,132,331
 - Step + 1% \$74,781,734
 - Step + 2% \$75,273,943
 - Step + 3% \$75,766,151
 - Step + 4% \$76,258,359
 - Step +2% Cert. Only \$75,068,042

Washington County Board of Education		2019-2020 Original Budget	Amendment # 1 Increase (Decrease)	2019-2020 Budget Amendment # 1	2020-2021 Budget-Step Increase Budget Draft	2020-2021 Budget-Step Plus 1% Budget Draft	2020-2021 Budget-Step Plus 2% Budget Draft	2020-2021 Budget-Step Plus 3% Budget Draft	2020-2021 Budget-Step Plus 4% Budget Draft	2020-2021 Budget 2% Cert. Only Budget Draft	Justifications
	Estimated Revenues	Approved									
	Other Sources (Non-revenue)										
49700000	Insurance Recovery										
49800000	Operating Transfers	33,000		33,000							Indirect cost from Federal Projects
49801000	Transfers	-		-							
	Total Other Sources	33,000		33,000	-	-	-	-	-	-	
	Total Revenues & Other Sources	68,747,213		68,947,548	-	-	-	-	-	-	
34293000	Reserves - Local Prior Year										
34555000	Reserves - State										
39000000	Undesignated Fund Balance	1,814,709	(29,087)	1,785,622							Funds used to balance the budget (Pull From the General Fund)
	Total Estimated Revenues & Reserves	70,561,922		70,733,170	-	-	-	-	-	-	Revenue
	Total Estimate Expenses	70,561,922		70,733,170	74,132,331	74,781,734	75,273,943	75,766,151	76,258,359	75,068,042	Expenditures
		0		0	3,399,161	649,403	492,208	492,208	492,208	286,308	Not In Balance
				171,248							Net Change

Washington County Board of Education		2019-2020 Original Budget	Amendment # 1 Increase (Decrease)	2019-2020 Budget Amendment # 1	2020-2021 Budget-Step Increase Budget Draft	2020-2021 Budget-Step Plus 1% Budget Draft	2020-2021 Budget-Step Plus 2% Budget Draft	2020-2021 Budget-Step Plus 3% Budget Draft	2020-2021 Budget-Step Plus 4% Budget Draft	2020-2021 Budget 2% Cert. Only Budget Draft	Justifications
Regular Instruction - 71100											
71100116	Teachers (approx. 449)	22,239,311	(1,050)	22,238,261	23,315,686	23,629,843	23,863,000	24,096,157	24,329,313	23,863,000	Experience, education, % State & Local raise
71100117	Career Ladder Program	107,865	-	107,865	107,865	107,865	107,865	107,865	107,865	107,865	Flow-through from state for eligible certified personnel
71100127	Career Ladder Extended Contracts	-	-	-	-	-	-	-	-	-	Program cut
71100128	Homebound Teachers	15,300	-	15,300	15,300	15,300	15,300	15,300	15,300	15,300	Homebound for regular education students
71100163	Educational Assistants (approx. 102)	1,300,459	-	1,300,459	1,353,941	1,367,480	1,381,020	1,394,559	1,408,099	1,353,941	Experience, education, % State & Local raise
71100188	Bonus	-	-	-	-	-	-	-	-	-	-
71100195	Certified Substitute Teachers	170,000	-	170,000	200,000	200,000	200,000	200,000	200,000	200,000	Certified substitute teachers \$60 per day
71100198	Non-Certified Substitute Teachers	262,000	-	262,000	302,000	302,000	302,000	302,000	302,000	302,000	Non-certified substitute teachers \$55 per day
71100201	Social Security	1,443,886	-	1,443,886	1,568,277	1,588,594	1,603,889	1,619,185	1,634,480	1,602,211	FY18 tracking of salaries, rate of 6.20%, \$50K budget reduction
71100204	State Retirement	2,502,105	(96,000)	2,406,105	2,537,284	2,570,849	2,596,095	2,621,341	2,646,588	2,593,493	Increase due to salaries, rate of 10.63% and 9.61% (was a TCRS Increase)
71100206	Life Insurance	15,000	-	15,000	15,000	15,000	15,000	15,000	15,000	15,000	Certified personnel \$25,000, support \$15,000
71100207	Medical Insurance	4,820,827	(669,240)	4,151,587	4,171,387	4,171,387	4,171,387	4,171,387	4,171,387	4,171,387	Estimated Medical Expenses
71100210	Unemployment Compensation	32,000	-	32,000	32,000	32,000	32,000	32,000	32,000	32,000	Charges for Unemployment
71100212	Employer Medicare	349,377	-	349,377	366,774	371,526	375,103	378,680	382,257	374,711	Increase due to salaries, rate of 1.45%
71100217	Retirement-Hybrid SRT	-	96,000	96,000	108,000	108,000	108,000	108,000	108,000	108,000	TCRS Hybrid Stabilization Rate
71100299	Other Fringe Benefits	80,000	-	80,000	80,000	80,000	80,000	80,000	80,000	80,000	Bd disability, vision, and retirement incentives
71100336	Maintenance & Repair Services	-	-	-	-	-	-	-	-	-	-
71100399	Other Contracted Services - University Sch	3,900,000	-	3,900,000	4,190,000	4,190,000	4,190,000	4,190,000	4,190,000	4,190,000	University School-local & state funds based on ADA & ADM, Sub Program
71100429	Instructional Supplies & Materials	200,000	-	200,000	200,000	200,000	200,000	200,000	200,000	200,000	Funds for teacher supplies, BEP Funds
71100449	Textbooks	147,894	-	147,894	1,032,894	1,032,894	1,032,894	1,032,894	1,032,894	1,032,894	Funds for adopted textbooks
71100499	Other Supplies & Materials	346,137	15,296	361,433	361,433	361,433	361,433	361,433	361,433	361,433	Local materials, copier paper, and school program funds, Star 360 Testing, AdvancEd Renewal-\$12.6kish
71100499	802 Other Supplies & Materials (Science Class	24,000	-	24,000	24,000	24,000	24,000	24,000	24,000	24,000	Science Classroom Supplies (funded by Bus Advertising R 44992)
71100599	Other Charges	-	25,532	25,532	-	-	-	-	-	-	-
Total Regular Instruction		37,956,161		37,326,699	39,981,841	40,368,171	40,658,986	40,949,801	41,240,616	40,627,234	
Special Education Program - 71200											
71200116	Special Education Teachers (approx. 51)	2,431,241	-	2,431,241	2,424,665	2,448,912	2,473,158	2,497,405	2,521,652	2,473,158	Increase, experience, education, % State & Local raise
71200117	Career Ladder Program	12,000	-	12,000	12,000	12,000	12,000	12,000	12,000	12,000	Flow-through from state for eligible certified personnel
71200127	Career Ladder Extended Contracts	-	-	-	-	-	-	-	-	-	Program cut
71200128	Homebound Teachers	20,400	-	20,400	20,400	20,400	20,400	20,400	20,400	20,400	Homebound for special education students
71200163	Educational Assistants (20)	340,112	-	340,112	344,884	348,333	351,782	355,231	358,679	344,884	Increase, experience, education, % State & Local raise, SPED IA payscale
71200171	Speech Pathologist (4)	206,205	-	206,205	196,309	198,272	200,235	202,198	204,161	200,235	Increase, experience, education, % State & Local raise
71200188	Bonus	-	-	-	-	-	-	-	-	-	-
71200189	Other Salaries (2)	168,049	-	168,049	165,586	167,242	168,898	170,554	172,209	165,586	Increase, experience, education, % State & Local raise
71200195	Certified Substitute Teachers	10,000	-	10,000	25,000	20,000	20,000	20,000	20,000	20,000	Certified substitute teachers \$60 per day
71200198	Non-Certified Substitute Teachers	40,000	-	40,000	75,000	65,000	65,000	65,000	65,000	65,000	Non-certified substitute teachers \$55 per day
71200201	Social Security	200,136	-	200,136	202,358	203,370	205,311	207,253	209,194	204,678	Increase due to salaries, rate of 6.20%
71200204	State Retirement	332,639	-	332,639	321,558	324,740	327,922	331,105	334,287	326,941	Increase due to salaries, rate of 10.63% and 9.61% (was a TCRS Increase)
71200206	Life Insurance	1,734	-	1,734	2,810	2,810	2,810	2,810	2,810	2,810	Certified personnel \$25,000, support \$15,000
71200207	Medical Insurance	497,716	-	497,716	497,716	497,716	497,716	497,716	497,716	497,716	Local portion of medical insurance
71200212	Employer Medicare	46,806	-	46,806	47,326	47,562	48,016	48,470	48,924	47,868	Increase due to salaries, rate of 1.45%
71200299	Other Fringe Benefits	1,076	-	1,076	-	-	-	-	-	-	-
71200399	Other Contracted Services	6,000	-	6,000	6,000	6,000	6,000	6,000	6,000	6,000	Psychological evaluations
71200429	Instructional Supplies & Materials	22,400	-	22,400	22,400	22,400	22,400	22,400	22,400	22,400	State funds for special education teachers
71200599	Other Charges	6,140	-	6,140	6,140	6,140	6,140	6,140	6,140	6,140	Expenses for Transition School to Work grant
Total Special Education		4,342,655		4,342,655	4,370,152	4,390,897	4,427,789	4,464,681	4,501,573	4,415,817	
Vocational Education Program - 71300											
71300116	Vocational Teachers (approx. 32)	1,634,166	1,050	1,635,216	1,690,816	1,707,724	1,724,632	1,741,540	1,758,449	1,724,632	Increase, experience, education, % State & Local raise
71300117	Career Ladder Program	2,000	-	2,000	2,000	2,000	2,000	2,000	2,000	2,000	Flow-through from state for eligible certified personnel
71300127	Career Ladder Extended Contracts	-	-	-	-	-	-	-	-	-	Program cut
71300163	Educational Assistants (1)	12,523	-	12,523	12,277	12,400	12,523	12,645	12,768	12,277	Increase experience, % State & Local raise
71300188	Bonus	-	-	-	-	-	-	-	-	-	-
71300195	Certified Substitute Teachers	10,000	-	10,000	20,000	20,000	20,000	20,000	20,000	20,000	Certified substitute teachers \$60 per day
71300198	Non-Certified Substitute Teachers	15,000	-	15,000	25,000	25,000	25,000	25,000	25,000	25,000	Certified substitute teachers \$55 per day
71300201	Social Security	103,769	-	103,769	108,506	109,562	110,618	111,674	112,729	110,602	Increase due to salaries, rate of 6.20%
71300204	State Retirement	175,128	-	175,128	175,032	176,780	178,529	180,277	182,025	178,505	Increase due to salaries, rate of 10.63% and 9.61% (was a TCRS Increase)
71300206	Life Insurance	870	-	870	1,305	1,305	1,305	1,305	1,305	1,305	Certified personnel \$25,000 support \$15,000
71300207	Medical Insurance	229,967	-	229,967	229,967	229,967	229,967	229,967	229,967	229,967	Local portion of medical insurance
71300212	Employer Medicare	24,268	-	24,268	25,376	25,623	25,870	26,117	26,364	25,867	Increase due to salaries, rate of 1.45%
71300299	Other Fringe Benefits	503	-	503	503	503	503	503	503	503	Bd disability, vision, and retirement incentives
71300429	Instructional Supplies & Materials	82,530	-	82,530	87,030	87,030	87,030	87,030	87,030	87,030	State funds for vocational teacher supplies
71300730	Vocational Instruction Equipment	16,000	-	16,000	21,000	21,000	21,000	21,000	21,000	21,000	State funds for vocational teacher equipment
Total Vocational Education		2,306,724		2,307,774	2,398,812	2,418,894	2,438,976	2,459,058	2,479,140	2,438,688	

Washington County Board of Education		2019-2020 Original Budget	Amendment # 1 Increase (Decrease)	2019-2020 Budget Amendment # 1	2020-2021 Budget-Step Increase Budget Draft	2020-2021 Budget-Step Plus 1%	2020-2021 Budget-Step Plus 2%	2020-2021 Budget-Step Plus 3%	2020-2021 Budget-Step Plus 4%	2020-2021 Budget 2% Cert. Only	Justifications
Estimated Expenses		Approved				Budget Draft	Budget Draft	Budget Draft	Budget Draft	Budget Draft	
Adult Education Program - 71600											
71600116	Teachers	6,763		6,763	6,763	6,831	6,898	6,966	7,034	6,898	Stipends for teaching adult education classes
71600201	Social Security	419		419	419	423	428	432	436	428	Rate of 6.20%
71600204	State Retirement	719		719	695	702	708	715	722	708	Rate of 10.63%
71600212	Employer Medicare	98		98	98	99	100	101	102	100	Rate of 1.45%
71600429	Instructional Supplies & Materials	4,500		4,500	4,500	4,500	4,500	4,500	4,500	4,500	Instructional materials for adult classes, Class Advertising
Total Adult Education		12,499		12,499	12,475	12,555	12,634	12,714	12,794	12,634	
Support Services - 72000											
Attendance Program - 72110											
72110105	Supervisor / Director (1)	73,683		73,683	73,738	74,475	75,213	75,950	76,688	75,213	Increase, experience, education, % State & Local raise
72110117	Career Ladder Program	1,000		1,000	1,000	1,000	1,000	1,000	1,000	1,000	Flow-through from state eligible certified personnel
72110162	Clerical Personnel (1)	24,128		24,128	24,341	24,584	24,828	25,071	25,315	24,341	Increase, experience, education, % State & Local raise
72110188	Bonus	-		-	-	-	-	-	-	-	
72110201	Social Security	6,126		6,126	6,143	6,204	6,265	6,325	6,386	6,234	Increase due to salaries, rate of 6.20%
72110204	State Retirement	10,257		10,257	10,015	10,114	10,213	10,312	10,411	10,166	Increase due to salaries, rate of 10.63% and 9.61% (was a TCRS Increase)
72110206	Life Insurance	44		44	44	44	44	44	44	44	Certified personnel \$25,000, support \$15,000
72110207	Medical Insurance	16,090		16,090	16,090	16,090	16,090	16,090	16,090	16,090	Local portion of medical insurance
72110212	Employer Medicare	1,433		1,433	1,437	1,451	1,465	1,479	1,494	1,458	Increase due to salaries, rate of 1.45%
72110299	Other Fringe Benefits	17		17	-	-	-	-	-	-	Bd disability, vision, and retirement incentives
72110355	Travel	6,000		6,000	11,300	11,300	11,300	11,300	11,300	11,300	Monthly travel and required conferences
72110499	Other Supplies & Materials	1,500		1,500	1,500	1,500	1,500	1,500	1,500	1,500	Supplies purchased as needed
72110499	100 Other Supplies & Materials	-	126	126	-	-	-	-	-	-	Donation for homeless student FY19
Total Attendance Program		140,279		140,405	145,607	146,762	147,917	149,072	150,227	147,346	
Health Services - 72120											
72120131	School Nurses (approx. 4.5)	204,856		204,856	242,326	244,749	247,173	249,596	252,019	242,326	Increase, experience, education, % State & Local raise
72120188	Bonus	-		-	-	-	-	-	-	-	
72120189	Other Salaries & Wages (approx. 15 LPN's)	329,563		329,563	350,623	354,129	357,635	361,142	364,648	350,623	Increase, experience, education, % State & Local raise
72120201	Social Security	33,134		33,134	36,763	37,130	37,498	37,866	38,233	36,763	Increase due to salaries, rate of 6.20%
72120204	State Retirement	19,687		19,687	23,288	23,520	23,753	23,986	24,219	23,288	Increase due to salaries, rate of 10.63% and 9.61% (was a TCRS Increase)
72120206	Life Insurance	362		362	443	443	443	443	443	443	Certified personnel \$25,000, support \$15,000
72120207	Medical Insurance	124,229		124,229	124,229	124,229	124,229	124,229	124,229	124,229	Local portion of medical insurance
72120212	Employer Medicare	7,749		7,749	8,598	8,684	8,770	8,856	8,942	8,598	Increase due to salaries, rate of 1.45%
72120299	Other Fringe Benefits	81		81	-	-	-	-	-	-	Bd disability, vision, and retirement incentives
72120355	Travel	10,000		10,000	10,000	10,000	10,000	10,000	10,000	10,000	Monthly travel and required conferences
72120399	Other Contracted Services	5,000		5,000	5,000	5,000	5,000	5,000	5,000	5,000	Medical Equipment Maintenance
72120399	100 Other Contracted Services Grant	-	4,000	4,000	4,000	4,000	4,000	4,000	4,000	4,000	Gen Youth Foundation Grant
72120499	Other Materials & Supplies	13,000		13,000	17,800	17,800	17,800	17,800	17,800	17,800	Materials & supplies for school clinics
72120599	Other Charges	5,000		5,000	5,000	5,000	5,000	5,000	5,000	5,000	Other Misc. Supplies for school clinics, Students in need, (system wide)
Total Health Services		752,660		756,660	828,069	834,685	841,301	847,917	854,533	828,069	
Other Student Support - 72130											
72130117	Career Ladder Program	3,000		3,000	-	-	-	-	-	-	Flow-through from state for eligible certified personnel
72130123	Guidance Personnel (approx. 18)	960,318		960,318	1,008,210	1,018,292	1,028,374	1,038,456	1,048,538	1,028,374	Increase, experience, education, % State & Local raise
72130188	Bonus	-		-	-	-	-	-	-	-	
72130201	Social Security	59,726		59,726	62,509	63,134	63,759	64,384	65,009	63,759	Increase due to salaries, rate of 6.20%
72130204	State Retirement	92,575		92,575	96,889	97,858	98,827	99,796	100,765	98,827	Increase due to salaries, rate of 10.63% and 9.61% (was a TCRS Increase)
72130206	Life Insurance	486		486	778	778	778	778	778	778	Certified personnel \$25,000, support \$15,000
72130207	Medical Insurance	157,457		157,457	167,457	167,457	167,457	167,457	167,457	167,457	Local portion of medical insurance
72130212	Employer Medicare	13,968		13,968	14,619	14,765	14,911	15,058	15,204	14,911	Increase due to salaries, rate of 1.45%
72130299	Other Fringe Benefits	292		292	-	-	-	-	-	-	Bd disability, vision, and retirement incentives
72130309	Contracts with Other Public Agencies	-	90,000	90,000	90,000	90,000	90,000	90,000	90,000	90,000	Wash. County Sheriff's Office-School Resource Officers, Safe Schools Grant
72130310	Contracts with Other Public Agencies	-	(90,000)	-	-	-	-	-	-	-	Wash. County Sheriff's Office-School Resource Officers, Safe Schools Grant
72130322	Evaluation & Testing	70,000		70,000	70,000	70,000	70,000	70,000	70,000	70,000	TCAP testing, ACT tests
72130499	Other Supplies & Materials	7,200		7,200	7,200	7,200	7,200	7,200	7,200	7,200	Supplies for guidance personnel
Total Other Student Support		1,455,021		1,455,021	1,517,662	1,529,484	1,541,307	1,553,129	1,564,951	1,541,307	

	Washington County Board of Education	2019-2020	Amendment # 1	2019-2020	2020-2021 Budget-Step Increase Budget Draft	2020-2021	2020-2021	2020-2021	2020-2021	2020-2021	Justifications
		Original Budget	Increase	Budget		Budget-Step Plus 1%	Budget-Step Plus 2%	Budget-Step Plus 3%	Budget-Step Plus 4%	Budget 2% Cert. Only	
		Approved	(Decrease)	Amendment # 1		Budget Draft	Budget Draft	Budget Draft	Budget Draft	Budget Draft	
	Support Regular Instruction - 72210										
72210105	Supervisor / Director (4)	351,986		351,986	355,502	359,057	362,612	366,167	369,722	362,612	Increase, experience, education, % State & Local raise
72210117	Career Ladder Program	12,000		12,000	12,000	12,000	12,000	12,000	12,000	12,000	Flow-through from state for eligible certified personnel
72210129	Librarians (15)	805,657		805,657	809,982	818,082	826,182	834,281	842,381	826,182	Increase, experience, education, % State & Local raise
72210138	Technology	-		-	-	-	-	-	-	-	Moved to new category 72250
72210162	Clerical Personnel (11)	160,023		160,023	159,841	161,439	163,038	164,636	166,235	159,841	Increase, experience, education, % State & Local raise
72210188	Bonus	-		-	-	-	-	-	-	-	
72210189	Other Personnel (0)	-		-	-	-	-	-	-	-	2-Job Coaches moved to Diff. Pay_ 71100-116
72210201	Social Security	82,439		82,439	82,914	83,736	84,558	85,379	86,201	84,359	Rate of 6.20%-some moved to diff. category
72210204	State Retirement	139,711		139,711	136,288	137,639	138,989	140,340	141,691	138,682	Increase due to salaries, rate of 10.63% and 9.61% (was a TCRS Increase)
72210206	Life Insurance	700		700	921	921	921	921	921	921	Certified personnel \$25,000, support \$15,000
72210207	Medical Insurance	165,470		165,470	165,470	165,470	165,470	165,470	165,470	165,470	Local portion of medical insurance
72210212	Employer Medicare	19,280		19,280	19,391	19,583	19,776	19,968	20,160	19,729	Rate of 1.45%-some moved to diff. category
72210299	Other Fringe Benefits	221		221	-	-	-	-	-	-	Bd disability, vision, and retirement incentives
72210336	Instructional Equipment & Repair	25,000		25,000	25,000	25,000	25,000	25,000	25,000	25,000	Library allocations for small equipment
72210355	Travel	43,000		43,000	43,000	43,000	43,000	43,000	43,000	43,000	Monthly travel and required conferences
72210432	Library Books / Media	100,000		100,000	100,000	100,000	100,000	100,000	100,000	100,000	State allocations for books and AR materials
72210499	Other Supplies & Materials	10,000		10,000	10,000	10,000	10,000	10,000	10,000	10,000	Purchase materials & supplies for teacher center
72210524	In-Service / Staff Development	185,000	5,000	190,000	190,000	190,000	190,000	190,000	190,000	190,000	Staff Development, workshops, professional development, 5K Safe Schools
	Total Support Regular Instruction	2,100,488		2,105,488	2,110,310	2,125,927	2,141,545	2,157,163	2,172,780	2,137,796	
	Support Special Education - 72220										
72220105	Supervisor / Director (2)	175,033		175,033	152,625	154,151	155,678	157,204	158,730	155,678	Increase, experience, education, % State & Local raise
72220117	Career Ladder Program	4,000		4,000	4,000	4,000	4,000	4,000	4,000	4,000	Flow-through from state for eligible certified personnel
72220124	Psychological Personnel (1)	53,738		53,738	219,056	221,247	223,437	225,628	227,818	223,437	Increase, experience, education, % State & Local raise
72220127	Career Ladder Extended Contracts	-		-	-	-	-	-	-	-	
72220135	Assessment Personnel (3)	155,702		155,702	151,399	152,913	154,427	155,941	157,455	154,427	Increase, experience, education, % State & Local raise
72220161	Special Education Secretary	36,599		36,599	36,546	36,911	37,277	37,642	38,008	36,546	
72220162	Clerical Personnel (1)	36,292		36,292	-	-	-	-	-	-	Increase, experience, education, % State & Local raise
72220171	Speech Pathologist (4)	206,502		206,502	211,323	213,436	215,549	217,663	219,776	215,549	Increase, experience, education, % State & Local raise
72220188	Bonus	-		-	-	-	-	-	-	-	Increase, experience, education, % State & Local raise
72220189	Other Personnel (1)	48,139		48,139	79,139	79,930	80,722	81,513	82,305	79,139	Increase, experience, education, % State & Local raise
72220201	Social Security	44,392		44,392	52,953	53,481	54,008	54,535	55,062	53,864	Increase due to salaries, rate of 6.20%
72220204	State Retirement	74,877		74,877	86,951	87,817	88,682	89,548	90,413	88,460	Increase due to salaries, rate of 10.63% and 9.61% (was a TCRS Increase)
72220206	Life Insurance	303		303	473	473	473	473	473	473	Certified personnel \$25,000, support \$15,000
72220207	Medical Insurance	80,374		80,374	110,374	110,374	110,374	110,374	110,374	110,374	Local portion of medical insurance
72220212	Employer Medicare	10,382		10,382	12,384	12,508	12,631	12,754	12,877	12,597	Increase due to salaries, rate of 1.45%
72220299	Other Fringe Benefits	170		170	-	-	-	-	-	-	Bd disability, vision, and retirement incentives
72220336	Maintenance & Repair of Equipment	500		500	500	500	500	500	500	500	Repair of small equipment in special education
72220355	Travel	32,592		32,592	32,592	32,592	32,592	32,592	32,592	32,592	Monthly travel and required conferences
72220399	Other Contracted Service	68,000		68,000	68,000	68,000	68,000	68,000	68,000	68,000	Contracts for PT & OT services
72220499	Other Supplies & Materials	8,500		8,500	8,500	8,500	8,500	8,500	8,500	8,500	Purchase supplies as needed (Add \$3,500 High Cost Reimbursement from Rev. 47143)
72220524	In-Service / Staff Development	4,500		4,500	4,500	4,500	4,500	4,500	4,500	4,500	Funds for teacher workshops
	Total Support Special Education	1,040,594		1,040,594	1,231,316	1,241,332	1,251,349	1,261,366	1,271,382	1,248,636	
	Support Vocational Education - 72230										
72230105	Supervisor / Director	30,600		30,600	57,051	57,622	58,192	58,763	59,333	58,192	CTE Director
72230117	Career Ladder Program	3,000		3,000	3,000	3,000	3,000	3,000	3,000	3,000	Flow-through from state for eligible certified personnel
72230127	Career Ladder Extended Contracts	-		-	-	-	-	-	-	-	Program cut
72230161	Vocational Secretary (1)	29,787		29,787	30,035	30,335	30,636	30,936	31,236	30,035	Increase, experience, education, % State & Local raise
72230188	Bonus	-		-	-	-	-	-	-	-	
72230201	Social Security	3,930		3,930	5,585	5,639	5,693	5,747	5,801	5,656	Increase due to salaries, rate of 6.20%
72230204	State Retirement	6,434		6,434	9,054	9,141	9,229	9,316	9,403	9,171	Increase due to salaries, rate of 10.63% and 9.61% (was a TCRS Increase)
72230206	Life Insurance	44		44	61	61	61	61	61	61	Certified personnel \$25,000, support \$15,000
72230207	Medical Insurance	20,166		20,166	20,166	20,166	20,166	20,166	20,166	20,166	Local portion of medical insurance, match's FY18 tracking
72230212	Employer Medicare	919		919	1,306	1,319	1,332	1,344	1,357	1,323	Increase due to salaries, rate of 1.45%
72230299	Other Fringe Benefits	17		17	-	-	-	-	-	-	Bd disability, vision, and retirement incentives
72230336	Maintenance & Repair of Equipment	10,000		10,000	10,000	10,000	10,000	10,000	10,000	10,000	Purchase & repair small equipment in vocational
72230355	Travel	35,000		35,000	35,000	35,000	35,000	35,000	35,000	35,000	Monthly travel and funds for student competition
72230499	Other Supplies & Materials	2,250		2,250	2,250	2,250	2,250	2,250	2,250	2,250	Purchase supplies as needed for department
	Total Support Vocational Education	142,147		142,147	173,508	174,533	175,558	176,583	177,608	174,854	

Washington County Board of Education		2019-2020	Amendment # 1	2019-2020	2020-2021	2020-2021	2020-2021	2020-2021	2020-2021	2020-2021	Justifications
		Original Budget	Increase	Budget	Budget-Step Increase	Budget-Step Plus 1%	Budget-Step Plus 2%	Budget-Step Plus 3%	Budget-Step Plus 4%	Budget 2% Cert. Only	
Estimated Expenses		Approved	(Decrease)	Amendment # 1	Budget Draft	Budget Draft	Budget Draft	Budget Draft	Budget Draft	Budget Draft	
Support Education Technology-72250											
72250105	Supervisor / Director (4)	122,480		122,480	245,066	247,517	249,967	252,418	254,869	245,066	Increase, experience, education, % State & Local raise
72250121	Data Processing Personnel (3)	156,536		156,536	158,832	160,420	162,009	163,597	165,185	158,832	Increase, experience, education, % State & Local raise
72250138	Instructional Computer Personnel (1)	52,079		52,079	52,297	52,820	53,343	53,866	54,389	52,297	Increase, experience, education, % State & Local raise
72250189	Other Salaries & Wages (approx. 9 Techs)	381,311		381,311	332,067	335,388	338,708	342,029	345,350	332,067	Computer Technicians
72250201	Social Security	44,169		44,169	48,872	49,361	49,850	50,338	50,827	48,872	Increase due to salaries, rate of 6.20%
72250204	State Retirement	68,462		68,462	75,752	76,509	77,267	78,025	78,782	75,752	Increase due to salaries, rate of 10.63% and 9.61% (was a TCRS Increase)
72250206	Life Insurance	326		326	479	479	479	479	479	479	Certified personnel \$25,000, support \$15,000
72250207	Medical Insurance	97,507		97,507	97,507	97,507	97,507	97,507	97,507	97,507	Local portion of medical insurance, match's FY18 tracking
72250212	Employer Medicare	10,330		10,330	11,430	11,544	11,658	11,773	11,887	11,430	Increase due to salaries, rate of 1.45%
72250299	Other Fringe Benefits	153		153	-	-	-	-	-	-	Bd disability, vision, and retirement incentives
72250350	Internet Connectivity	100,000		100,000	100,000	100,000	100,000	100,000	100,000	100,000	Was in 72250599 and based off FY18 data (Lowered \$50K)
72250355	Travel	7,000		7,000	7,000	7,000	7,000	7,000	7,000	7,000	Monthly travel and conferences
72250399	Other Contracted Services	301,200	50,000	351,200	431,200	431,200	431,200	431,200	431,200	431,200	Maint. contracts, tech, IXL Testing, Pwr Schl, Canvas, Other Sys. Program Renewals
72250499	Other Supplies & Materials	400,000		400,000	400,000	400,000	400,000	400,000	400,000	400,000	Computer equipment, software updates (Moved from 71100-599)
72250599	Other Charges										
Total Support Education Technology		1,741,553		1,791,553	1,960,502	1,969,745	1,978,988	1,988,232	1,997,475	1,960,502	
Board of Education Services - 72310											
72310191	Board Member Fees (9)	30,000		30,000	30,000	30,000	30,000	30,000	30,000	30,000	Chairman \$210, Member \$150 per month & half for called
72310201	Social Security	1,860		1,860	1,860	1,860	1,860	1,860	1,860	1,860	Fixed charges for board member fees
72310204	State Retirement	2,883		2,883	2,883	2,883	2,883	2,883	2,883	2,883	Fixed charges for board member fees
72310207	Medical Insurance	50,500		50,500	50,500	50,500	50,500	50,500	50,500	50,500	Local portion of medical insurance
72310212	Employer Medicare	435		435	435	435	435	435	435	435	Fixed charges for board member fees
72310305	Audit Services	70,000		70,000	60,000	60,000	60,000	60,000	60,000	60,000	FY20 Projection
72310320	Dues & Memberships	16,669		16,669	33,669	33,669	33,669	33,669	33,669	33,669	Chamber of Commerce, TSBA, TOSS, TSSE, Niswonger
72310331	Legal Services	54,000		54,000	54,000	54,000	54,000	54,000	54,000	54,000	FY19 Projection
72310355	Board Travel	23,000		23,000	23,000	23,000	23,000	23,000	23,000	23,000	Required conferences, Law Institute, and annual TSBA
72310399	Other Contracted Services	4,000		4,000	4,000	4,000	4,000	4,000	4,000	4,000	Estimate for annual fixed assets
72310502	Building and Contents Insurance	370,000		370,000	413,992	413,992	413,992	413,992	413,992	413,992	TN Risk Mgt. (Buildings, & Contents), Formerly paid by Washington County
72310506	Liability Insurance	161,537		161,537	161,537	161,537	161,537	161,537	161,537	161,537	Coverage with TNRMT
72310508	Premium on Corporate Surety Bonds	6,325		6,325	6,325	6,325	6,325	6,325	6,325	6,325	Coverage with TNRMT
72310510	Trustee Commissions	580,000		580,000	580,000	580,000	580,000	580,000	580,000	580,000	Paid to County Trustee for handling funds (Based on Prior 12-months)
72310513	Worker's Compensation Insurance	498,396		498,396	498,396	498,396	498,396	498,396	498,396	498,396	Based on FY17 Expense
72310599	Other Charges	15,000		15,000	15,000	15,000	15,000	15,000	15,000	15,000	Annual Top Ten banquet and other expenses
Total Board of Education		1,884,605		1,884,605	1,935,597	1,935,597	1,935,597	1,935,597	1,935,597	1,935,597	
Office of the Director - 72320											
72320101	Director	130,050	7,080	137,130	139,731	141,128	142,526	143,923	145,320	142,526	Increase, % State & Local raise (\$7,803 potential base performance incentive included)
72320117	Career Ladder Program	1,000	4,301	5,301	5,301	5,301	5,301	5,301	5,301	5,301	Flow-through from state for eligible certified personnel
72320161	Secretaries (5)	172,041		172,041	174,534	176,279	178,025	179,770	181,515	174,534	Increase, experience, education, % State & Local raise
72320188	Bonus	-		-	-	-	-	-	-	-	Potential Directors Bonus (Per Contract). Moved to 72320-101
72320189	Other Salaries & Wages (1)	30,785		30,785	31,096	31,407	31,718	32,029	32,340	31,096	Increase, experience, education, % State & Local raise
72320201	Social Security	20,700		20,700	21,741	21,955	22,169	22,383	22,598	21,914	Increase due to salaries, rate of 6.20%
72320204	State Retirement	33,422		33,422	34,656	34,997	35,338	35,679	36,020	34,943	Increase due to salaries, rate of 10.63% and 9.61% (was a TCRS Increase)
72320206	Life Insurance	157		157	174	174	174	174	174	174	Certified personnel \$25,000, support \$15,000
72320207	Medical Insurance	48,271		48,271	48,271	48,271	48,271	48,271	48,271	48,271	Local portion of medical insurance
72320212	Employer Medicare	4,841		4,841	5,085	5,135	5,185	5,235	5,285	5,125	Increase due to salaries, rate of 1.45%
72320299	Other Fringe Benefits	17		17	-	-	-	-	-	-	Bd disability, vision, and retirement incentives
72320307	Communication	75,000		75,000	75,000	75,000	75,000	75,000	75,000	75,000	Monthly local and long distance service, ISDN lines
72320348	Postal Charges	14,000		14,000	14,000	14,000	14,000	14,000	14,000	14,000	Postage & parcel services
72320355	Travel	10,000		10,000	10,000	10,000	10,000	10,000	10,000	10,000	Monthly travel and required conferences
72320399	Other Contracted Services	85,000		85,000	85,000	85,000	85,000	85,000	85,000	85,000	Copiers and supplies for Central Office, DCHS Graphics, Midway, & Asbury
72320435	Office Supplies	5,000		5,000	5,000	5,000	5,000	5,000	5,000	5,000	Purchase supplies as needed for the department
Total Office of the Director		630,285		641,666	649,588	653,647	657,706	661,765	665,824	652,884	

	Washington County Board of Education	2019-2020	Amendment # 1	2019-2020	2020-2021 Budget-Step Increase Budget Draft	2020-2021	2020-2021	2020-2021	2020-2021	2020-2021	Justifications
		Original Budget	Increase	Budget		Budget-Step Plus 1%	Budget-Step Plus 2%	Budget-Step Plus 3%	Budget-Step Plus 4%	Budget 2% Cert. Only	
		Approved	(Decrease)	Amendment # 1		Budget Draft	Budget Draft	Budget Draft	Budget Draft	Budget Draft	
	Office of the Principal - 72410										
72410104	Principals (14)	912,891		912,891	930,568	971,874	981,179	990,485	999,791	981,179	Increase, experience, education, % State & Local raise
72410117	Career Ladder Program	25,000		25,000	25,000	25,000	25,000	25,000	25,000	25,000	Flow-through from state for eligible certified personnel
72410139	Assistant Principals (16)	928,936		928,936	1,016,325	1,060,488	1,070,652	1,080,815	1,090,978	1,070,652	Increase, experience, education, % State & Local raise
72410161	Secretaries & Bookkeepers (approx 33)	751,938		751,938	765,261	772,914	780,566	788,219	795,871	765,261	Increase, experience, education, % State & Local raise, Payscale
72410188	Bonus	-		-	-	-	-	-	-	-	
72410189	Other Personnel (2)	119,619		119,619	119,460	120,655	121,849	123,044	124,238	119,460	Ath. Dir., Increase, experience, education, % State & Local raise
72410201	Social Security	169,780		169,780	177,110	182,958	184,713	186,469	188,224	183,616	Increase due to salaries, rate of 6.20%
72410204	State Retirement	282,200		282,200	287,535	297,163	300,013	302,862	305,712	298,312	Increase due to salaries, rate of 10.63% and 9.61% (was a TCRS Increase)
72410206	Life Insurance	1,302		1,302	1,795	1,795	1,795	1,795	1,795	1,795	Certified personnel \$25,000 support \$15,000
72410207	Medical Insurance	443,348		443,348	453,348	453,348	453,348	453,348	453,348	453,348	Local portion of medical insurance, matches FY18 tracking
72410212	Employer Medicare	39,707		39,707	41,421	42,788	43,199	43,610	44,020	42,943	Increase due to salaries, rate of 1.45%
72410299	Other Fringe Benefits	493		493	-	-	-	-	-	-	Bd disability, vision, and retirement incentives
72410307	Communication	25,000		25,000	25,000	25,000	25,000	25,000	25,000	25,000	Allocations to schools for phone service
72410355	Travel	7,000		7,000	7,000	7,000	7,000	7,000	7,000	7,000	Monthly travel and conferences
72410499	Other Supplies & Materials	71,274		71,274	86,274	86,274	86,274	86,274	86,274	86,274	School bookkeeping supplies and allocations to schools including School Copiers (10K Band & 2.5K Music if available), Attendance Incentive
72410599	Other Charges	65,000		65,000	65,000	65,000	65,000	65,000	65,000	65,000	Funds for athletics and tournaments, split by Athletic Directors
	Total Office of the Principal	3,843,488		3,843,488	4,001,097	4,112,256	4,145,588	4,178,920	4,212,252	4,124,840	
	Fiscal Services - 72510										
72510105	Supervisor / Director (2)	134,275		134,275	149,642	151,138	152,635	154,131	155,628	149,642	Increase, experience, education, % State & Local raise
72510162	Accounting Clerks (3)	128,548		128,548	131,476	132,791	134,106	135,420	136,735	131,476	Increase, experience, education, % State & Local raise (FY18 approved BOE approved adjustment, paysca
72510188	Bonus	-		-	-	-	-	-	-	-	
72510201	Social Security	16,295		16,295	17,429	17,604	17,778	17,952	18,126	17,429	Increase due to salaries, rate of 6.20%
72510204	State Retirement	25,257		25,257	27,015	27,286	27,556	27,826	28,096	27,015	Increase due to salaries, rate of 10.63% and 9.61% (was a TCRS Increase)
72510206	Life Insurance	60		60	60	60	60	60	60	60	Certified personnel \$25,000 support \$15,000
72510207	Medical Insurance	41,221		41,221	41,221	41,221	41,221	41,221	41,221	41,221	Local portion of medical insurance
72510212	Employer Medicare	3,811		3,811	4,076	4,117	4,158	4,198	4,239	4,076	Increase due to salaries, rate of 1.45%
72510355	Travel	5,000		5,000	5,000	5,000	5,000	5,000	5,000	5,000	Monthly travel and annual conference
72510399	Other Contracted Services	2,000		2,000	12,000	12,000	12,000	12,000	12,000	12,000	Financial Software Fees
72510499	Other Supplies & Materials	15,300		15,300	15,300	15,300	15,300	15,300	15,300	15,300	Purchase supplies as needed for the department
	Total Fiscal Services	371,767		371,767	403,220	406,516	409,813	413,109	416,406	403,220	
	Operation of Plant - 72610										
72610166	Custodial Personnel (approx 33)	667,557		667,557	671,280	677,993	684,706	691,418	698,131	671,280	Increase, experience, State & Local raise
72610188	Bonus	-		-	-	-	-	-	-	-	
72610189	Other Personnel (4)	177,744		177,744	163,108	164,739	166,370	168,001	169,632	163,108	Increase, experience, State & Local raise
72610201	Social Security	52,409		52,409	51,732	52,249	52,767	53,284	53,801	51,732	Increase due to salaries, rate of 6.20%
72610204	State Retirement	81,233		81,233	80,185	80,987	81,788	82,590	83,392	80,185	Increase due to salaries, rate of 10.63% and 9.61% (was a TCRS Increase)
72610206	Life Insurance	695		695	695	695	695	695	695	695	Certified personnel \$25,000, support \$15,000
72610207	Medical Insurance	219,816		219,816	219,816	219,816	219,816	219,816	219,816	219,816	Local portion of medical insurance, based on FY18 tracking
72610212	Employer Medicare	12,257		12,257	12,099	12,220	12,341	12,462	12,583	12,099	Increase due to salaries, rate of 1.45%
72610328	Janitorial Services	840,000		840,000	840,000	840,000	840,000	840,000	840,000	840,000	Contracted BCE, DB, DC, FB, GV, JE, JM, RV, SC, SS, WV
72610359	Disposal Fees	124,000		124,000	124,000	124,000	124,000	124,000	124,000	124,000	Fees for all locations
72610399	Other Contracted Services	118,000	31,010	149,010	149,010	149,010	149,010	149,010	149,010	149,010	Contracted service HVAC, elevators, sewer plant, etc
72610410	Custodial Supplies	130,000		130,000	130,000	130,000	130,000	130,000	130,000	130,000	Supplies for all locations
72610415	Electricity	2,048,151		2,048,151	2,109,596	2,109,596	2,109,596	2,109,596	2,109,596	2,109,596	Based on FY19 Actual Annual Spend + 3%
72610434	Natural Gas	113,300		113,300	141,625	141,625	141,625	141,625	141,625	141,625	Expense for all locations
72610454	Water & Sewer	238,703		238,703	245,864	245,864	245,864	245,864	245,864	245,864	Expense for all locations (Research Cost of FY18)
72610499	Other Supplies & Materials	70,000		70,000	70,000	70,000	70,000	70,000	70,000	70,000	Supplies for grounds department
72610501	Boiler Insurance	20,240		20,240	20,240	20,240	20,240	20,240	20,240	20,240	Coverage with TNRMT
72610599	Other Charges	38,000		38,000	38,000	38,000	38,000	38,000	38,000	38,000	Expense for floor mats CO & Midway, fees to state, elevator permits, Elevator & Boiler Permits
	Total Operation of Plant	4,952,105		4,983,115	5,067,249	5,077,033	5,086,817	5,096,601	5,106,385	5,067,249	
	Maintenance of Plant - 72620										
72620105	Supervisor / Director (4)	188,865		188,865	247,645	250,121	252,598	255,074	257,551	247,645	Increase, experience, State & Local raise
72620161	Secretary (1)				25,000	25,000	25,000	25,000	25,000	25,000	
72620167	Maintenance Personnel (21)	743,456		743,456	698,597	705,583	712,569	719,555	726,541	698,597	Increase, experience, State & Local raise,
72620188	Bonus	-		-	-	-	-	-	-	-	
72620201	Social Security	57,804		57,804	60,217	60,804	61,390	61,977	62,564	60,217	Increase due to salaries, rate of 6.20%
72620204	State Retirement	89,596		89,596	93,336	94,246	95,155	96,064	96,974	93,336	Increase due to salaries, rate of 10.63% and 9.61% (was a TCRS Increase)
72620206	Life Insurance	281		281	281	281	281	281	281	281	Certified personnel \$25,000, support \$15,000
72620207	Medical Insurance	122,352		122,352	132,352	132,352	132,352	132,352	132,352	132,352	State & local portion of medical insurance, based on FY18 tracking
72620212	Employer Medicare	13,519		13,519	14,083	14,220	14,357	14,495	14,632	14,083	Increase due to salaries, rate of 1.45%
72620307	Communication	2,700		2,700	2,700	2,700	2,700	2,700	2,700	2,700	Funds for phone service
72620335	Maintenance & Repair of Buildings	45,000		45,000	45,000	45,000	45,000	45,000	45,000	45,000	Maintenance & repair to buildings less than \$10,000
72620336	Maintenance & Repair of Equipment	50,000		50,000	50,000	50,000	50,000	50,000	50,000	50,000	Maintenance & repair to equipment less than \$10,000
72620399	Other Contracted Services	500		500	500	500	500	500	500	500	Contracted services as needed
72620499	Other Supplies & Materials	450,000		450,000	450,000	450,000	450,000	450,000	450,000	450,000	Funds for upkeep of all buildings and grounds
72620599	Other Charges	26,000		26,000	26,000	26,000	26,000	26,000	26,000	26,000	Funds for uniforms, floor mats and monthly fees
72620701	Administration Equipment	504,541	78,903	583,444	200,000	200,000	200,000	200,000	200,000	200,000	Safe Schools
	Total Maintenance of Plant	2,294,614	78,903	2,373,517	2,045,711	2,056,807	2,067,903	2,078,998	2,090,094	2,045,711	

Washington County Board of Education		2019-2020	Amendment # 1	2019-2020	2020-2021	2020-2021	2020-2021	2020-2021	2020-2021	2020-2021	Justifications
		Original Budget	Increase	Budget	Budget-Step Increase	Budget-Step Plus 1%	Budget-Step Plus 2%	Budget-Step Plus 3%	Budget-Step Plus 4%	Budget 2% Cert. Only	
Estimated Expenses		Approved	(Decrease)	Amendment # 1	Budget Draft	Budget Draft	Budget Draft	Budget Draft	Budget Draft	Budget Draft	
Student Transportation - 72710											
72710105	Supervisor / Director (2)	112,296		112,296	113,526	114,661	115,797	116,932	118,067	113,526	Updated Transportation Supv. Scale
72710142	Mechanics (5)	175,944		175,944	227,842	230,120	232,399	234,677	236,956	227,842	Increase, experience, State & Local raise
72710146	Bus Drivers (approx. 86)	1,139,002		1,139,002	1,142,242	1,153,664	1,165,087	1,176,509	1,187,932	1,142,242	Increase, experience, State & Local raise
72710161	Secretary (Transportation)	-		-	-	-	-	-	-	-	
72710188	Bonus	-		-	-	-	-	-	-	-	
72710189	Other Personnel (1)	-		-	-	-	-	-	-	-	
72710201	Social Security	88,489		88,489	91,984	92,904	93,823	94,743	95,663	91,984	Increase due to salaries, rate of 6.20%
72710204	State Retirement	137,158		137,158	142,575	144,001	145,426	146,852	148,278	142,575	Increase due to salaries, rate of 10.63% and 9.61% (was a TCRS Increase)
72710206	Life Insurance	1,517		1,517	1,517	1,517	1,517	1,517	1,517	1,517	Certified personnel \$25,000, support \$15,000
72710207	Medical Insurance	414,982		414,982	414,982	414,982	414,982	414,982	414,982	414,982	Local portion of medical insurance
72710212	Employer Medicare	20,695		20,695	21,512	21,727	21,943	22,158	22,373	21,512	Increase due to salaries, rate of 1.45%
72710307	Communication	750		750	750	750	750	750	750	750	Funds for phone service
72710300	Operating Lease Payments	8,400		8,400	8,400	8,400	8,400	8,400	8,400	8,400	Lease Vehicles
72710399	Other Contracted Services	5,000		5,000	5,000	5,000	5,000	5,000	5,000	5,000	Funds for rock & wrecker service
72710412	Diesel Fuel	325,000		325,000	325,000	325,000	325,000	325,000	325,000	325,000	Estimated expense for diesel fuel (Estimated expense decline)
72710424	Garage Supplies	30,000		30,000	30,000	30,000	30,000	30,000	30,000	30,000	Purchase supplies as needed
72710425	Gasoline & Lubricants	150,000		150,000	150,000	150,000	150,000	150,000	150,000	150,000	Estimated expense for fuel
72710450	Tires & Tubes	60,000		60,000	60,000	60,000	60,000	60,000	60,000	60,000	Funds for tires & tubes for vehicles
72710453	Vehicle Parts	160,000		160,000	160,000	160,000	160,000	160,000	160,000	160,000	General repair and upkeep of buses and other vehicles
72710499	Other Supplies & Materials	5,000		5,000	5,000	5,000	5,000	5,000	5,000	5,000	Other supplies for the shop
72710511	Vehicle & Equipment Insurance	113,849		113,849	113,849	113,849	113,849	113,849	113,849	113,849	Coverage with TNRMT
72710599	Other Charges	18,000		18,000	18,000	18,000	18,000	18,000	18,000	18,000	Funds for uniforms, floor mats, drug testing, etc
72710729	Transportation Equipment	91,600	51,240	142,840	142,840	142,840	142,840	142,840	142,840	142,840	Estimated Vehicle Purchase (4-Service Vehicles, 4-Passenger Vans)
Total Student Transportation		3,057,682		3,108,922	3,175,019	3,192,416	3,209,813	3,227,210	3,244,606	3,175,019	
Other Support Services - 72810											
72810105	Supervisor / Director (1)	64,914		64,914	64,873	65,522	66,170	66,819	67,468	66,170	Principal for Asbury
72810162	Clerical Personnel (1)	23,697		23,697	23,712	23,949	24,186	24,423	24,660	23,712	Increase, experience, education, % State & Local raise
72810188	Bonus	-		-	-	-	-	-	-	-	
72810189	Other Salaries & Wages (1)	15,747		15,747	15,285	15,438	15,591	15,744	15,896	15,285	Increase, experience, education, % State & Local raise
72810201	Social Security	6,470		6,470	6,440	6,504	6,569	6,633	6,698	6,520	Increase due to salaries, rate of 6.20%
72810204	State Retirement	10,691		10,691	10,644	10,750	10,856	10,963	11,069	10,782	Increase due to salaries, rate of 10.63% and 9.61% (was a TCRS Increase)
72810206	Life Insurance	76		76	76	76	76	76	76	76	Certified personnel \$25,000, support \$15,000
72810207	Medical Insurance	13,615		13,615	13,615	13,615	13,615	13,615	13,615	13,615	State & local portion of medical insurance
72810212	Employer Medicare	1,513		1,513	1,506	1,521	1,536	1,551	1,566	1,525	Increase due to salaries, rate of 1.45%
72810499	Other Supplies & Materials	4,500		4,500	4,500	4,500	4,500	4,500	4,500	4,500	Asbury general bldg. supplies
72810599	Other Charges	5,500		5,500	5,500	5,500	5,500	5,500	5,500	5,500	Optional H.S. supplies
Total Other Support Services		146,722		146,722	146,151	147,375	148,600	149,824	151,049	147,685	
Food Service - 73100											
73100105	Supervisor / Director (1)	61,823		61,823	75,338	76,091	76,845	77,598	78,352	75,338	Increase, experience, education, % State & Local raise_payscale
73100188	Bonus	-		-	-	-	-	-	-	-	December Bonus-Food Service Staff
73100189	Other Salaries & Wages	25,465		25,465	64,581	64,581	64,581	64,581	64,581	64,581	REPRESENTED RAISE FOR FOOD SERVICE FOR FY21 (UPATE AMOUNT ACCORDINGLY)
73100201	Social Security	3,833		3,833	4,671	4,718	4,764	4,811	4,858	4,671	Increase due to salaries, rate of 6.20%
73100204	State Retirement	5,941		5,941	7,240	7,312	7,385	7,457	7,530	7,240	Increase due to salaries, rate of 10.63% and 9.61% (was a TCRS Increase)
73100206	Life Insurance	1,647		1,647	1,664	1,664	1,664	1,664	1,664	1,664	Certified personnel \$25,000, support \$15,000
73100207	Medical Insurance	15,000	568,000	583,000	583,000	583,000	583,000	583,000	583,000	583,000	Local portion of medical insurance, based off FY18 data (Reduced \$106,762)
73100212	Employer Medicare	1,266		1,266	2,029	2,040	2,051	2,062	2,073	2,029	Increase due to salaries, rate of 1.45%
73100299	Other Fringe Benefits	17		17	-	-	-	-	-	-	Bd disability, vision, and retirement incentives
73100355	Travel	-		-	-	-	-	-	-	-	Monthly travel and annual conference
Total Food Service		114,992		682,992	738,523	739,406	740,290	741,173	742,056	738,523	
Community Services - 73300											
73300105	Supervisor / Director (1)	35,600		35,600	51,355	51,869	52,382	52,896	53,409	51,355	Expenses for the extended school programs
73300162	Secretary (1)	25,990		25,990	26,250	26,513	26,775	27,038	27,300	26,250	Program revenue line item 43581000
73300188	Bonus	-		-	-	-	-	-	-	-	
73300189	Other Salaries & Wages (34)	356,852		356,852	349,855	353,354	356,852	360,351	363,849	349,855	Pay increase give in PY
73300201	Social Security	25,943		25,943	26,503	26,768	27,033	27,298	27,563	26,503	Increase due to salaries, rate of 6.20%
73300204	State Retirement	40,212		40,212	41,079	41,490	41,900	42,311	42,722	41,079	Increase due to salaries, rate of 10.63% and 9.61% (was a TCRS Increase)
73300207	Medical Insurance	21,077		21,077	21,077	21,077	21,077	21,077	21,077	21,077	Local portion of medical insurance, based on FY18 Projections
73300212	Employer Medicare	6,067		6,067	6,198	6,260	6,322	6,384	6,446	6,198	Increase due to salaries, rate of 1.45%
73300355	Travel	2,000		2,000	2,000	2,000	2,000	2,000	2,000	2,000	Monthly travel and annual conference
73300422	Food Supplies	30,000		30,000	30,000	30,000	30,000	30,000	30,000	30,000	food supplies
73300499	Other Supplies & Materials	20,000		20,000	20,000	20,000	20,000	20,000	20,000	20,000	arts, crafts and instructional materials
73300599	Other Charges	13,000		13,000	13,000	13,000	13,000	13,000	13,000	13,000	Site phone lines
Total Community Services		576,741		576,741	587,317	592,329	597,341	602,354	607,366	587,317	

	Washington County Board of Education	2019-2020	Amendment # 1	2019-2020	2020-2021 Budget-Step Increase Budget Draft	2020-2021	2020-2021	2020-2021	2020-2021	2020-2021	Justifications
		Original Budget	Increase	Budget		Budget-Step Plus 1%	Budget-Step Plus 2%	Budget-Step Plus 3%	Budget-Step Plus 4%	Budget 2% Cert. Only	
		Approved	(Decrease)	Amendment # 1		Budget Draft	Budget Draft	Budget Draft	Budget Draft	Budget Draft	
	Estimated Expenses										
	Early Childhood Education - 73400										
73400116	Teachers (3)	229,511		229,511	191,173	193,085	194,996	196,908	198,820	194,996	Increase, experience, education, % State & Local raise, 2-teachers new BCES Pre-K
73400163	Educational Assistants (3)	42,670		42,670	43,096	43,527	43,958	44,389	44,820	43,096	Increase, experience, education, % State & Local raise
73400188	Bonus	-		-	-	-	-	-	-	-	
73400201	Social Security	16,875		16,875	14,525	14,670	14,815	14,960	15,106	14,762	Increase due to salaries, rate of 6.20%
73400204	State Retirement	28,498		28,498	23,775	24,013	24,250	24,488	24,726	24,168	Increase due to salaries, rate of 10.63% and 9.61% (was a TCRS Increase)
73400207	Medical Insurance	51,286		51,286	51,286	51,286	51,286	51,286	51,286	51,286	Local portion of medical insurance
73400212	Employer Medicare	3,947		3,947	3,397	3,431	3,465	3,499	3,533	3,452	Increase due to salaries, rate of 1.45%
73400336	Maintenance & Repair Services-Equipmer	2,340		2,340	2,340	2,340	2,340	2,340	2,340	2,340	Added to match Vol. Pre-K Grant
73400429	Instructional Supplies & Materials	11,000		11,000	11,000	11,000	11,000	11,000	11,000	11,000	Instructional materials, Niswonger-\$5K
73400499	Other Supplies & Materials	8,183		8,183	8,183	8,183	8,183	8,183	8,183	8,183	Other supplies and field trips
73400524	In-Service / Staff Development	4,000		4,000	4,000	4,000	4,000	4,000	4,000	4,000	Added to match Vol. Pre-K Grant
73400599	Other Charges	27,000		27,000	27,000	27,000	27,000	27,000	27,000	27,000	Added to match Vol. Pre-K Grant, BCES-25K Pre-K Supplies
73400722	Regular Instruction Equipment	12,831		12,831	12,831	12,831	12,831	12,831	12,831	12,831	Added to match Vol. Pre-K Grant
	Total Early Childhood Education	438,140		438,140	392,606	395,365	398,125	400,885	403,644	397,114	
	Regular Capital Outlay - 76100										
76100707	Building Improvements										
	Total Regular Capital Outlay										
99100590	Transfers Out	260,000		260,000	260,000	260,000	260,000	260,000	260,000	260,000	Transfer to County Debt Service for bond issue
	Total Transfers Out	260,000		260,000	260,000	260,000	260,000	260,000	260,000	260,000	
	Total Estimated Expenditures	70,561,922		70,733,170	74,132,331	74,781,734	75,273,943	75,766,151	76,258,359	75,068,042	
	Incremental Change				3,399,161	649,403	492,208	492,208	492,208	286,308	
	Total change from Prior Year				3,399,161	4,048,564	4,540,773	5,032,981	5,525,189	4,334,872	

4/1/2020	Washington County Board of Education	2019-2020	Amendment # 1	2019-2020	2020-2021	2020-2021	2020-2021	2020-2021	2020-2021	2020-2021	Justifications			
(FY21 Budget - DRAFT)		Original Budget	Increase	Budget	Budget-Step	Budget-Step	Budget-Step	Budget-Step	Budget-Step	Budget 2% Cert.	FY19 Data			
Prg	Estimated Revenues	Approved	(Decrease)	Amendment # 1	1%	Plus 2%	Plus 3%	Plus 4%	Only		Penny	100%	328,618 /	Prior Year
					Budget Draft	Budget Draft	Budget Draft	Budget Draft	Budget Draft	Budget Draft	328,618 /	305,210	305,210	
	Local Taxes										Penny	96%	315,473.28 /	291,949.44
40100000	County Property Taxes										City	47.76%	150,670.04 /	139,350.80
40110000	Current Property Tax	12,849,361		12,849,361							County	52.24%	164,803.24 /	153,649.20
40120000	Trustee's Collect - Prior Year	436,033		436,033							Schools receive 74.00 pennies			
40130000	Clerk & Master Collect - Prior Years	239,498		239,498							FY20 Projection (Actual & Historical Data)-50K			
40140000	Interest and Penalty	191,661		191,661							based on prior year collections			
40150000	Pick-up Taxes										based on prior year collections			
40161000	Payments in Lieu of Taxes - TVA	2,800		2,800							based on prior year collections			
40162000	Payments in Lieu of Taxes - Local Util	207,972		207,972							based on prior year collections			
40163000	Payments in Lieu of Taxes - Other	20,000		20,000							based on prior year collections			
40200000	County Local Option Taxes										based on prior year collections			
40210000	Local Option Sales Tax	15,683,066		15,683,066							FY20 Projection [Prior 12-Month Actual-(04/2018-03/2019)]-100K			
40270000	Business Tax	405,000		405,000							based on prior year collections			
40300000	Statutory Local Taxes													
40320000	Bank Excise Tax	28,000		28,000							based on prior year collections			
40350000	Interstate Telecommunications Tax	6,721		6,721							based on prior year collections			
41110000	Marriage License	2,500		2,500							based on prior year collections			
42410000	Fines													
	Total Local Taxes	30,072,612		30,072,612										
	Charges for Current Services													
43000000	Tuition - Adult Education										Expense Category 71600			
43512000	Other Tuition - BCES Pre-K	10,000	66,000	66,000							BCES Pre-K Payments			
43517000	Community Service Fees - Children	548,000		548,000							Based on FY19 Projections_Expense Category 73300_SACC Payments			
43581000														
	Total Charges for Current Services	558,000		624,000										
	Other Local Revenue													
44000000	Recurring Items													
44110000	Interest Earned	65,000		65,000							based on FY19 year collections			
44120000	Rent on Buildings	1,000		1,000										
44520000	Insurance Recovery		31,906	31,906										
44500000	Nonrecurring Items													
44530000	Sale of Equipment	25,000		25,000							Surplus items sold on GovDeals			
44540000	Sale of Property													
44560000	Damages Recovered from Individuals	1,000		1,000							Funds for lost & damaged textbooks			
44570000	Contributions & Gifts	9,000	9,126	18,126							Ests. Donations to Genreal Fund			
44990000	Other Local Revenue - Tags	500		500										
44991000	Other Local Revenue - Court Fines & Co	80,000	5,500	85,500							Contract with Pepsi & athletic tournaments			
44992000	Other Local Revenue - Royalties & Co	25,000		25,000							Bus Advertising			
	Total Other Local Revenue	206,500		253,032										
	State of Tennessee													
46000000	BEP Improvement Funds													
46511000	Early Childhood Education	35,581,000		35,581,000							FY20 May BEP Estimate			
46515000	Driver Education	172,802		172,802							PreK allocation for Lamar & Gray (172.8K)			
46550000	Other State Funds	30,896		30,896							State allocation based on number of students in driver ed			
46590000	Career Ladder Program	160,312		160,312							CSH 100,000, Internet 30,000, FRC 29,612			
46610000	Career Ladder - Extended Contract	159,865		159,865							Flow through funds for eligible certified personnel			
46615000											Program cut			
	Total State Education Funds	36,104,875		36,104,875										
	Other State Revenues													
40275000	Mixed Drink Tax	13,000		13,000							4 pmts from town of Jonesborough			
46851000	State Revenue Sharing - TVA	1,231,384		1,231,384							Based on FY19 collections			
46980000	Other State Grants	359,342	83,903	443,245							TSTW (\$208,212) and Safe Schools Recurring Funds (\$142,216),GW, R2BR-Coaching			
	Total Other State Revenues	1,603,726		1,687,629										
	Federal Funds Received Through State													
47143000	Education Handicapped Act - IDEA	3,500		3,500							High Cost Expense Reimbursement "add HC to account" (SPED Expense in 141E 72220-499)			
47146000	English Language Acquisition Grants		3,900	3,900							ADD TITLE III CONSORTIUM NEXT BUDGET AMENDMENT (REVENUE AND 71100-499)			
47590000	Other Federal Funds Through State										Old E-rate funds			
	Total Federal Funds Through State	3,500		7,400										
	Direct Federal Revenue													
47640000	ROTC Reimbursement	165,000		165,000							Reimbursement for Gov. Based on FY19			
	Total Direct Federal Revenue	165,000		165,000										
	Total Revenues	68,714,213		68,914,548										

Washington County Board of Education		2019-2020	Amendment # 1	2019-2020	2020-2021 Budget-Step Increase Budget Draft	2020-2021	2020-2021	2020-2021	2020-2021	2020-2021	Justifications
	Estimated Revenues	Original Budget Approved	Increase (Decrease)	Budget Amendment # 1		Budget-Step Plus 1% Budget Draft	Budget-Step Plus 2% Budget Draft	Budget-Step Plus 3% Budget Draft	Budget-Step Plus 4% Budget Draft	Budget 2% Cert. Only Budget Draft	
	Other Sources (Non-revenue)										
49700000	Insurance Recovery										
49800000	Operating Transfers	33,000		33,000							Indirect cost from Federal Projects
49801000	Transfers	-		-							
	Total Other Sources	33,000		33,000	-	-	-	-	-	-	
	Total Revenues & Other Sources	68,747,213		68,947,548	-	-	-	-	-	-	
34293000	Reserves - Local Prior Year										
34555000	Reserves - State										
39000000	Undesignated Fund Balance	1,814,709	(29,087)	1,785,622							Funds used to balance the budget (Pull From the General Fund)
	Total Estimated Revenues & Reserves	70,561,922		70,733,170	-	-	-	-	-	-	Revenue
	Total Estimate Expenses	70,561,922		70,733,170	72,240,923	72,722,928	73,221,080	73,719,232	74,217,385	72,991,388	Expenditures
		0		0	1,507,753	482,005	498,152	498,152	498,152	268,460	Not In Balance
				171,248							Net Change

Washington County Board of Education		2019-2020	Amendment # 1	2019-2020	2020-2021	2020-2021	2020-2021	2020-2021	2020-2021	2020-2021	2020-2021	Justifications
	Estimated Expenses	Original Budget	Increase (Decrease)	Budget Amendment # 1	Budget-Step Increase Budget Draft	Budget-Step Plus 1% Budget Draft	Budget-Step Plus 2% Budget Draft	Budget-Step Plus 3% Budget Draft	Budget-Step Plus 4% Budget Draft	Budget 2% Cert. Only Budget Draft		
Regular Instruction - 71100												
71100116	Teachers (approx. 449)	22,239,311	(1,050)	22,238,261	23,181,686	23,413,503	23,645,320	23,877,137	24,108,953	23,645,320		Experience, education, % State & Local raise
71100117	Career Ladder Program	107,865		107,865	107,865	107,865	107,865	107,865	107,865	107,865		Flow-through from state for eligible certified personnel
71100127	Career Ladder Extended Contracts	-		-	-	-	-	-	-	-		Program cut
71100128	Homebound Teachers	15,300		15,300	15,300	15,300	15,300	15,300	15,300	15,300		Homebound for regular education students
71100163	Educational Assistants (approx. 102)	1,300,459		1,300,459	1,353,941	1,367,480	1,381,020	1,394,559	1,408,099	1,353,941		Experience, education, % State & Local raise
71100188	Bonus	-		-	-	-	-	-	-	-		
71100195	Certified Substitute Teachers	170,000		170,000	200,000	200,000	200,000	200,000	200,000	200,000		Certified substitute teachers \$60 per day
71100198	Non-Certified Substitute Teachers	262,000		262,000	302,000	302,000	302,000	302,000	302,000	302,000		Non-certified substitute teachers \$55 per day
71100201	Social Security	1,443,886		1,443,886	1,559,969	1,575,181	1,590,393	1,605,605	1,620,817	1,588,714		FY18 tracking of salaries, rate of 6.20%, \$50K budget reduction
71100204	State Retirement	2,502,105	(96,000)	2,406,105	2,523,522	2,549,631	2,573,739	2,598,848	2,623,957	2,571,137		Increase due to salaries, rate of 10.63% and 9.61% (was a TCRS Increase)
71100206	Life Insurance	15,000		15,000	15,000	15,000	15,000	15,000	15,000	15,000		Certified personnel \$25,000, support \$15,000
71100207	Medical Insurance	4,820,827	(669,240)	4,151,587	4,151,587	4,151,587	4,151,587	4,151,587	4,151,587	4,151,587		Estimated Medical Expenses
71100210	Unemployment Compensation	32,000		32,000	32,000	32,000	32,000	32,000	32,000	32,000		Charges for Unemployment
71100212	Employer Medicare	349,377		349,377	364,831	368,389	371,947	375,504	379,062	371,554		Increase due to salaries, rate of 1.45%
71100217	Retirement-Hybrid SRT	-	96,000	96,000	108,000	108,000	108,000	108,000	108,000	108,000		TCRS Hybrid Stabilization Rate
71100299	Other Fringe Benefits	80,000		80,000	80,000	80,000	80,000	80,000	80,000	80,000		Bd disability, vision, and retirement incentives
71100336	Maintenance & Repair Services	-		-	-	-	-	-	-	-		
71100399	Other Contracted Services - University	3,900,000		3,900,000	4,188,768	4,188,768	4,188,768	4,188,768	4,188,768	4,188,768		University School-local & state funds based on ADA & ADM, Sub Program
71100429	Instructional Supplies & Materials	200,000		200,000	200,000	200,000	200,000	200,000	200,000	200,000		Funds for teacher supplies, BEP Funds
71100449	Textbooks	147,894		147,894	147,894	147,894	147,894	147,894	147,894	147,894		Funds for adopted textbooks
71100499	Other Supplies & Materials	346,137	15,296	361,433	361,433	361,433	361,433	361,433	361,433	361,433		Local materials, copier paper, and school program funds, Star 360 Testing, AdvancEd Renewal-\$12.6kish
71100499	802 Other Sulpplies & Materials (Science C	24,000		24,000	24,000	24,000	24,000	24,000	24,000	24,000		Science Classroom Supplies (funded by Bus Advertising R 44992)
71100599	Other Charges	-	25,532	25,532	-	-	-	-	-	-		
Total Regular Instruction		37,956,161		37,326,699	38,917,797	39,207,031	39,496,266	39,785,501	40,074,736	39,464,513		
Special Education Program - 71200												
71200116	Special Education Teachers (approx.	2,431,241		2,431,241	2,424,665	2,448,912	2,473,158	2,497,405	2,521,652	2,473,158		Increase, experience, education, % State & Local raise
71200117	Career Ladder Program	12,000		12,000	12,000	12,000	12,000	12,000	12,000	12,000		Flow-through from state for eligible certified personnel
71200127	Career Ladder Extended Contracts	-		-	-	-	-	-	-	-		Program cut
71200128	Homebound Teachers	20,400		20,400	20,400	20,400	20,400	20,400	20,400	20,400		Homebound for special education students
71200163	Educational Assistants (20)	340,112		340,112	344,884	348,333	351,782	355,231	358,679	344,884		Increase, experience, education, % State & Local raise, SPED IA payscale
71200171	Speech Pathologist (4)	206,205		206,205	196,309	198,272	200,235	202,198	204,161	200,235		Increase, experience, education, % State & Local raise
71200188	Bonus	-		-	-	-	-	-	-	-		
71200189	Other Salaries (2)	168,049		168,049	165,586	167,242	168,898	170,554	172,209	165,586		Increase, experience, education, % State & Local raise
71200195	Certified Substitute Teachers	10,000		10,000	25,000	20,000	20,000	20,000	20,000	20,000		Certified substitute teachers \$60 per day
71200198	Non-Certified Substitute Teachers	40,000		40,000	75,000	65,000	65,000	65,000	65,000	65,000		Non-certified substitute teachers \$55 per day
71200201	Social Security	200,136		200,136	202,358	203,370	205,311	207,253	209,194	204,678		Increase due to salaries, rate of 6.20%
71200204	State Retirement	332,639		332,639	321,558	324,740	327,922	331,105	334,287	326,941		Increase due to salaries, rate of 10.63% and 9.61% (was a TCRS Increase)
71200206	Life Insurance	1,734		1,734	2,810	2,810	2,810	2,810	2,810	2,810		Certified personnel \$25,000, support \$15,000
71200207	Medical Insurance	497,716		497,716	497,716	497,716	497,716	497,716	497,716	497,716		Local portion of medical insurance
71200212	Employer Medicare	46,806		46,806	47,326	47,562	48,016	48,470	48,924	47,868		Increase due to salaries, rate of 1.45%
71200299	Other Fringe Benefits	1,076		1,076	-	-	-	-	-	-		
71200399	Other Contracted Services	6,000		6,000	6,000	6,000	6,000	6,000	6,000	6,000		Psychological evaluations
71200429	Instructional Supplies & Materials	22,400		22,400	22,400	22,400	22,400	22,400	22,400	22,400		State funds for special education teachers
71200599	Other Charges	6,140		6,140	6,140	6,140	6,140	6,140	6,140	6,140		Expenses for Transition School to Work grant
Total Special Education		4,342,655		4,342,655	4,370,152	4,390,897	4,427,789	4,464,681	4,501,573	4,415,817		
Vocational Education Program - 71300												
71300116	Vocational Teachers (approx. 32)	1,634,166	1,050	1,635,216	1,660,816	1,677,424	1,694,032	1,710,640	1,727,249	1,694,032		Increase, experience, education, % State & Local raise
71300117	Career Ladder Program	2,000		2,000	2,000	2,000	2,000	2,000	2,000	2,000		Flow-through from state for eligible certified personnel
71300127	Career Ladder Extended Contracts	-		-	-	-	-	-	-	-		Program cut
71300163	Educational Assistants (1)	12,523		12,523	12,277	12,400	12,523	12,645	12,768	12,277		Increase experience, % State & Local raise
71300188	Bonus	-		-	-	-	-	-	-	-		
71300195	Certified Substitute Teachers	10,000		10,000	20,000	20,000	20,000	20,000	20,000	20,000		Certified substitute teachers \$60 per day
71300198	Non-Certified Substitute Teachers	15,000		15,000	25,000	25,000	25,000	25,000	25,000	25,000		Certified substitute teachers \$55 per day
71300201	Social Security	103,769		103,769	106,646	107,683	108,720	109,758	110,795	108,705		Increase due to salaries, rate of 6.20%
71300204	State Retirement	175,128		175,128	171,951	173,668	175,386	177,103	178,821	175,362		Increase due to salaries, rate of 10.63% and 9.61% (was a TCRS Increase)
71300206	Life Insurance	870		870	1,305	1,305	1,305	1,305	1,305	1,305		Certified personnel \$25,000 support \$15,000
71300207	Medical Insurance	229,967		229,967	229,967	229,967	229,967	229,967	229,967	229,967		Local portion of medical insurance
71300212	Employer Medicare	24,268		24,268	24,941	25,184	25,427	25,669	25,912	25,423		Increase due to salaries, rate of 1.45%
71300299	Other Fringe Benefits	503		503	503	503	503	503	503	503		Bd disability, vision, and retirement incentives
71300429	Instructional Supplies & Materials	82,530		82,530	82,530	82,530	82,530	82,530	82,530	82,530		State funds for vocational teacher supplies
71300730	Vocational Instruction Equipment	16,000		16,000	16,000	16,000	16,000	16,000	16,000	16,000		State funds for vocational teacher equipment
Total Vocational Education		2,306,724		2,307,774	2,353,936	2,373,664	2,393,393	2,413,121	2,432,849	2,393,105		

Washington County Board of Education		2019-2020	Amendment # 1	2019-2020	2020-2021	2020-2021	2020-2021	2020-2021	2020-2021	2020-2021	Justifications
	Estimated Expenses	Original Budget	Increase (Decrease)	Budget Amendment # 1	Budget-Step Increase Budget Draft	Budget-Step Plus 1% Budget Draft	Budget-Step Plus 2% Budget Draft	Budget-Step Plus 3% Budget Draft	Budget-Step Plus 4% Budget Draft	Budget 2% Cert. Only Budget Draft	
Adult Education Program - 71600											
71600116	Teachers	6,763		6,763	6,763	6,831	6,898	6,966	7,034	6,898	Stipends for teaching adult education classes
71600201	Social Security	419		419	419	423	428	432	436	428	Rate of 6.20%
71600204	State Retirement	719		719	695	702	708	715	722	708	Rate of 10.63%
71600212	Employer Medicare	98		98	98	99	100	101	102	100	Rate of 1.45%
71600429	Instructional Supplies & Materials	4,500		4,500	4,500	4,500	4,500	4,500	4,500	4,500	Instructional materials for adult classes, Class Advertising
Total Adult Education		12,499		12,499	12,475	12,555	12,634	12,714	12,794	12,634	
Support Services - 72000											
Attendance Program - 72110											
72110105	Supervisor / Director (1)	73,683		73,683	73,738	74,475	75,213	75,950	76,688	75,213	Increase, experience, education, % State & Local raise
72110117	Career Ladder Program	1,000		1,000	1,000	1,000	1,000	1,000	1,000	1,000	Flow-through from state eligible certified personnel
72110162	Clerical Personnel (1)	24,128		24,128	24,341	24,584	24,828	25,071	25,315	24,341	Increase, experience, education, % State & Local raise
72110188	Bonus	-		-	-	-	-	-	-	-	
72110201	Social Security	6,126		6,126	6,143	6,204	6,265	6,325	6,386	6,234	Increase due to salaries, rate of 6.20%
72110204	State Retirement	10,257		10,257	10,015	10,114	10,213	10,312	10,411	10,166	Increase due to salaries, rate of 10.63% and 9.61% (was a TCRS Increase)
72110206	Life Insurance	44		44	44	44	44	44	44	44	Certified personnel \$25,000, support \$15,000
72110207	Medical Insurance	16,090		16,090	16,090	16,090	16,090	16,090	16,090	16,090	Local portion of medical insurance
72110212	Employer Medicare	1,433		1,433	1,437	1,451	1,465	1,479	1,494	1,458	Increase due to salaries, rate of 1.45%
72110299	Other Fringe Benefits	17		17	-	-	-	-	-	-	Bd disability, vision, and retirement incentives
72110355	Travel	6,000		6,000	6,000	6,000	6,000	6,000	6,000	6,000	Monthly travel and required conferences
72110499	Other Supplies & Materials	1,500		1,500	1,500	1,500	1,500	1,500	1,500	1,500	Supplies purchased as needed
72110499	100 Other Supplies & Materials	-	126	126	-	-	-	-	-	-	Donation for homeless student_FY19
Total Attendance Program		140,279		140,405	140,307	141,462	142,617	143,772	144,927	142,046	
Health Services - 72120											
72120131	School Nurses (approx. 4.5)	204,856		204,856	242,326	244,749	247,173	249,596	252,019	242,326	Increase, experience, education, % State & Local raise
72120188	Bonus	-		-	-	-	-	-	-	-	
72120189	Other Salaries & Wages (approx. 15 L	329,563		329,563	350,623	354,129	357,635	361,142	364,648	350,623	Increase, experience, education, % State & Local raise
72120201	Social Security	33,134		33,134	36,763	37,130	37,498	37,866	38,233	36,763	Increase due to salaries, rate of 6.20%
72120204	State Retirement	19,687		19,687	23,288	23,520	23,753	23,986	24,219	23,288	Increase due to salaries, rate of 10.63% and 9.61% (was a TCRS Increase)
72120206	Life Insurance	362		362	443	443	443	443	443	443	Certified personnel \$25,000, support \$15,000
72120207	Medical Insurance	124,229		124,229	124,229	124,229	124,229	124,229	124,229	124,229	Local portion of medical insurance
72120212	Employer Medicare	7,749		7,749	8,598	8,684	8,770	8,856	8,942	8,598	Increase due to salaries, rate of 1.45%
72120299	Other Fringe Benefits	81		81	-	-	-	-	-	-	Bd disability, vision, and retirement incentives
72120355	Travel	10,000		10,000	10,000	10,000	10,000	10,000	10,000	10,000	Monthly travel and required conferences
72120399	Other Contracted Services	5,000		5,000	5,000	5,000	5,000	5,000	5,000	5,000	Medical Equipment Maintenance
72120399	100 Other Contracted Services_Grant	-	4,000	4,000	4,000	4,000	4,000	4,000	4,000	4,000	Gen Youth Foundation Grant
72120499	Other Materials & Supplies	13,000		13,000	13,000	13,000	13,000	13,000	13,000	13,000	Materials & supplies for school clinics
72120599	Other Charges	5,000		5,000	5,000	5,000	5,000	5,000	5,000	5,000	Other Misc. Supplies for school clinics, Students in need, (system wide)
Total Health Services		752,660		756,660	823,269	829,885	836,501	843,117	849,733	823,269	
Other Student Support - 72130											
72130117	Career Ladder Program	3,000		3,000	-	-	-	-	-	-	Flow-through from state for eligible certified personnel
72130123	Guidance Personnel (approx. 18)	960,318		960,318	958,210	967,792	977,374	986,956	996,538	977,374	Increase, experience, education, % State & Local raise
72130188	Bonus	-		-	-	-	-	-	-	-	
72130201	Social Security	59,726		59,726	59,409	60,003	60,597	61,191	61,785	60,597	Increase due to salaries, rate of 6.20%
72130204	State Retirement	92,575		92,575	92,084	93,005	93,926	94,847	95,767	93,926	Increase due to salaries, rate of 10.63% and 9.61% (was a TCRS Increase)
72130206	Life Insurance	486		486	778	778	778	778	778	778	Certified personnel \$25,000, support \$15,000
72130207	Medical Insurance	157,457		157,457	157,457	157,457	157,457	157,457	157,457	157,457	Local portion of medical insurance
72130212	Employer Medicare	13,968		13,968	13,894	14,033	14,172	14,311	14,450	14,172	Increase due to salaries, rate of 1.45%
72130299	Other Fringe Benefits	292		292	-	-	-	-	-	-	Bd disability, vision, and retirement incentives
72130309	Contracts with Other Public Agencies	-	90,000	90,000	90,000	90,000	90,000	90,000	90,000	90,000	Wash. County Sheriff's Office-School Resource Officers_Safe Schools Grant
72130310	Contracts with Other Public Agencies	90,000	(90,000)	-	-	-	-	-	-	-	Wash. County Sheriff's Office-School Resource Officers_Safe Schools Grant
72130322	Evaluation & Testing	70,000		70,000	70,000	70,000	70,000	70,000	70,000	70,000	TCAP testing, ACT tests
72130499	Other Supplies & Materials	7,200		7,200	7,200	7,200	7,200	7,200	7,200	7,200	Supplies for guidance personnel
Total Other Student Support		1,455,021		1,455,021	1,449,032	1,460,268	1,471,504	1,482,740	1,493,976	1,471,504	

Washington County Board of Education		2019-2020	Amendment # 1	2019-2020	2020-2021 Budget-Step Increase Budget Draft	2020-2021	2020-2021	2020-2021	2020-2021	2020-2021	Justifications
Estimated Expenses		Original Budget	Increase	Budget		Budget-Step Plus	Budget-Step	Budget-Step	Budget-Step	Budget-Step	
		Approved	(Decrease)	Amendment # 1		1%	Plus 2%	Plus 3%	Plus 4%	Budget 2% Cert. Only	
					Budget Draft	Budget Draft	Budget Draft	Budget Draft	Budget Draft		
Support Regular Instruction - 72210											
72210105	Supervisor / Director (4)	351,986		351,986	355,502	359,057	362,612	366,167	369,722	362,612	Increase, experience, education, % State & Local raise
72210117	Career Ladder Program	12,000		12,000	12,000	12,000	12,000	12,000	12,000	12,000	Flow-through from state for eligible certified personnel
72210129	Librarians (15)	805,657		805,657	809,982	818,082	826,182	834,281	842,381	826,182	Increase, experience, education, % State & Local raise
72210138	Technology	-		-	-	-	-	-	-	-	Moved to new category 72250
72210162	Clerical Personnel (11)	160,023		160,023	159,841	161,439	163,038	164,636	166,235	159,841	Increase, experience, education, % State & Local raise
72210188	Bonus	-		-	-	-	-	-	-	-	
72210189	Other Personnel (0)	-		-	-	-	-	-	-	-	2-Job Coaches moved to Diff. Pay 71100-116
72210201	Social Security	82,439		82,439	82,914	83,736	84,558	85,379	86,201	84,359	Rate of 6.20%-some moved to diff. category
72210204	State Retirement	139,711		139,711	136,288	137,639	138,989	140,340	141,691	138,682	Increase due to salaries, rate of 10.63% and 9.61% (was a TCRS Increase)
72210206	Life Insurance	700		700	921	921	921	921	921	921	Certified personnel \$25,000, support \$15,000
72210207	Medical Insurance	165,470		165,470	165,470	165,470	165,470	165,470	165,470	165,470	Local portion of medical insurance
72210212	Employer Medicare	19,280		19,280	19,391	19,583	19,776	19,968	20,160	19,729	Rate of 1.45%-some moved to diff. category
72210299	Other Fringe Benefits	221		221	-	-	-	-	-	-	Bd disability, vision, and retirement incentives
72210336	Instructional Equipment & Repair	25,000		25,000	25,000	25,000	25,000	25,000	25,000	25,000	Library allocations for small equipment
72210355	Travel	43,000		43,000	43,000	43,000	43,000	43,000	43,000	43,000	Monthly travel and required conferences
72210432	Library Books / Media	100,000		100,000	100,000	100,000	100,000	100,000	100,000	100,000	State allocations for books and AR materials
72210499	Other Supplies & Materials	10,000		10,000	10,000	10,000	10,000	10,000	10,000	10,000	Purchase materials & supplies for teacher center
72210524	In-Service / Staff Development	185,000	5,000	190,000	190,000	190,000	190,000	190,000	190,000	190,000	Staff Development, workshops, professional development, 5K Safe Schools
Total Support Regular Instruction		2,100,488		2,105,488	2,110,310	2,125,927	2,141,545	2,157,163	2,172,780	2,137,796	
Support Special Education - 72220											
72220105	Supervisor / Director (2)	175,033		175,033	152,625	154,151	155,678	157,204	158,730	155,678	Increase, experience, education, % State & Local raise
72220117	Career Ladder Program	4,000		4,000	4,000	4,000	4,000	4,000	4,000	4,000	Flow-through from state for eligible certified personnel
72220124	Psychological Personnel (1)	53,738		53,738	54,056	54,597	55,137	55,678	56,218	55,137	Increase, experience, education, % State & Local raise
72220127	Career Ladder Extended Contracts	-		-	-	-	-	-	-	-	
72220135	Assessment Personnel (3)	155,702		155,702	151,399	152,913	154,427	155,941	157,455	154,427	Increase, experience, education, % State & Local raise
72220161	Special Education Secretary	36,599		36,599	36,546	36,911	37,277	37,642	38,008	36,546	
72220162	Clerical Personnel (1)	36,292		36,292	-	-	-	-	-	-	Increase, experience, education, % State & Local raise
72220171	Speech Pathologist (4)	206,502		206,502	211,323	213,436	215,549	217,663	219,776	215,549	Increase, experience, education, % State & Local raise
72220188	Bonus	-		-	-	-	-	-	-	-	Increase, experience, education, % State & Local raise
72220189	Other Personnel (1)	48,139		48,139	48,139	48,620	49,102	49,583	50,065	48,139	Increase, experience, education, % State & Local raise
72220201	Social Security	44,392		44,392	40,801	41,207	41,613	42,018	42,424	41,508	Increase due to salaries, rate of 6.20%
72220204	State Retirement	74,877		74,877	67,027	67,693	68,359	69,025	69,691	68,196	Increase due to salaries, rate of 10.63% and 9.61% (was a TCRS Increase)
72220206	Life Insurance	303		303	473	473	473	473	473	473	Certified personnel \$25,000, support \$15,000
72220207	Medical Insurance	80,374		80,374	80,374	80,374	80,374	80,374	80,374	80,374	Local portion of medical insurance
72220212	Employer Medicare	10,382		10,382	9,542	9,637	9,732	9,827	9,922	9,707	Increase due to salaries, rate of 1.45%
72220299	Other Fringe Benefits	170		170	-	-	-	-	-	-	Bd disability, vision, and retirement incentives
72220336	Maintenance & Repair of Equipment	500		500	500	500	500	500	500	500	Repair of small equipment in special education
72220355	Travel	32,592		32,592	32,592	32,592	32,592	32,592	32,592	32,592	Monthly travel and required conferences
72220399	Other Contracted Service	68,000		68,000	68,000	68,000	68,000	68,000	68,000	68,000	Contracts for PT & OT services
72220499	Other Supplies & Materials	8,500		8,500	8,500	8,500	8,500	8,500	8,500	8,500	Purchase supplies as needed (Add \$3,500 High Cost Reimbursement from Rev. 47143)
72220524	In-Service / Staff Development	4,500		4,500	4,500	4,500	4,500	4,500	4,500	4,500	Funds for teacher workshops
Total Support Special Education		1,040,594		1,040,594	970,397	978,105	985,812	993,519	1,001,227	983,826	
Support Vocational Education - 72230											
72230105	Supervisor / Director	30,600		30,600	57,051	57,622	58,192	58,763	59,333	58,192	CTE Director
72230117	Career Ladder Program	3,000		3,000	3,000	3,000	3,000	3,000	3,000	3,000	Flow-through from state for eligible certified personnel
72230127	Career Ladder Extended Contracts	-		-	-	-	-	-	-	-	Program cut
72230161	Vocational Secretary (1)	29,787		29,787	30,035	30,335	30,636	30,936	31,236	30,035	Increase, experience, education, % State & Local raise
72230188	Bonus	-		-	-	-	-	-	-	-	
72230201	Social Security	3,930		3,930	5,585	5,639	5,693	5,747	5,801	5,656	Increase due to salaries, rate of 6.20%
72230204	State Retirement	6,434		6,434	9,054	9,141	9,229	9,316	9,403	9,171	Increase due to salaries, rate of 10.63% and 9.61% (was a TCRS Increase)
72230206	Life Insurance	44		44	61	61	61	61	61	61	Certified personnel \$25,000, support \$15,000
72230207	Medical Insurance	20,166		20,166	20,166	20,166	20,166	20,166	20,166	20,166	Local portion of medical insurance, match's FY18 tracking
72230212	Employer Medicare	919		919	1,306	1,319	1,332	1,344	1,357	1,323	Increase due to salaries, rate of 1.45%
72230299	Other Fringe Benefits	17		17	-	-	-	-	-	-	Bd disability, vision, and retirement incentives
72230336	Maintenance & Repair of Equipment	10,000		10,000	10,000	10,000	10,000	10,000	10,000	10,000	Purchase & repair small equipment in vocational
72230355	Travel	35,000		35,000	35,000	35,000	35,000	35,000	35,000	35,000	Monthly travel and funds for student competition
72230499	Other Supplies & Materials	2,250		2,250	2,250	2,250	2,250	2,250	2,250	2,250	Purchase supplies as needed for department
Total Support Vocational Education		142,147		142,147	173,508	174,533	175,558	176,583	177,608	174,854	

Washington County Board of Education		2019-2020	Amendment # 1	2019-2020	2020-2021 Budget-Step Increase Budget Draft	2020-2021	2020-2021	2020-2021	2020-2021	2020-2021	Justifications
	Original Budget	Increase	Budget	Budget-Step Plus 1%		Budget-Step Plus 2%	Budget-Step Plus 3%	Budget-Step Plus 4%	Budget-Step Plus 5%		
Estimated Expenses	Approved	(Decrease)	Amendment # 1	Budget Draft		Budget Draft	Budget Draft	Budget Draft	Budget Draft		
Support Education Technology-72250											
72250105	Supervisor / Director (4)	122,480		122,480	245,066	247,517	249,967	252,418	254,869	245,066	Increase, experience, education, % State & Local raise
72250121	Data Processing Personnel (3)	156,536		156,536	158,832	160,420	162,009	163,597	165,185	158,832	Increase, experience, education, % State & Local raise
72250138	Instructional Computer Personnel (1)	52,079		52,079	52,297	52,820	53,343	53,866	54,389	52,297	Increase, experience, education, % State & Local raise
72250189	Other Salaries & Wages (approx. 9 Te	381,311		381,311	296,067	299,028	301,988	304,949	307,910	296,067	Computer Technicians
72250201	Social Security	44,169		44,169	46,640	47,107	47,573	48,039	48,506	46,640	Increase due to salaries, rate of 6.20%
72250204	State Retirement	68,462		68,462	72,292	73,015	73,738	74,461	75,184	72,292	Increase due to salaries, rate of 10.63% and 9.61% (was a TCRS Increase)
72250206	Life Insurance	326		326	479	479	479	479	479	479	Certified personnel \$25,000, support \$15,000
72250207	Medical Insurance	97,507		97,507	97,507	97,507	97,507	97,507	97,507	97,507	Local portion of medical insurance, match's FY18 tracking
72250212	Employer Medicare	10,330		10,330	10,908	11,017	11,126	11,235	11,344	10,908	Increase due to salaries, rate of 1.45%
72250299	Other Fringe Benefits	153		153	-	-	-	-	-	-	Bd disability, vision, and retirement incentives
72250350	Internet Connectivity	100,000		100,000	100,000	100,000	100,000	100,000	100,000	100,000	Was in 72250599 and based off FY18 data (Lowered \$50K)
72250355	Travel	7,000		7,000	7,000	7,000	7,000	7,000	7,000	7,000	Monthly travel and conferences
72250399	Other Contracted Services	301,200	50,000	351,200	351,200	351,200	351,200	351,200	351,200	351,200	Maint. contracts, tech, IXL Testing, Pwr Schl, Canvas, Other Sys. Program Renewals, (Moved from 71100-
72250499	Other Supplies & Materials	400,000		400,000	400,000	400,000	400,000	400,000	400,000	400,000	Computer equipment, software updates (Moved from 71100-599)
72250599	Other Charges										
Total Support Education Technology		1,741,553		1,791,553	1,838,288	1,847,109	1,855,930	1,864,751	1,873,573	1,838,288	
Board of Education Services - 72310											
72310191	Board Member Fees (9)	30,000		30,000	30,000	30,000	30,000	30,000	30,000	30,000	Chairman \$210, Member \$150 per month & half for called
72310201	Social Security	1,860		1,860	1,860	1,860	1,860	1,860	1,860	1,860	Fixed charges for board member fees
72310204	State Retirement	2,883		2,883	2,883	2,883	2,883	2,883	2,883	2,883	Fixed charges for board member fees
72310207	Medical Insurance	50,500		50,500	50,500	50,500	50,500	50,500	50,500	50,500	Local portion of medical insurance
72310212	Employer Medicare	435		435	435	435	435	435	435	435	Fixed charges for board member fees
72310305	Audit Services	70,000		70,000	60,000	60,000	60,000	60,000	60,000	60,000	FY20 Projection
72310320	Dues & Memberships	16,669		16,669	33,669	33,669	33,669	33,669	33,669	33,669	Chamber of Commerce, TSBA, TOSS, TSSE, Niswonger
72310331	Legal Services	54,000		54,000	54,000	54,000	54,000	54,000	54,000	54,000	FY19 Projection
72310355	Board Travel	23,000		23,000	23,000	23,000	23,000	23,000	23,000	23,000	Required conferences, Law Institute, and annual TSBA
72310399	Other Contracted Services	4,000		4,000	4,000	4,000	4,000	4,000	4,000	4,000	Estimate for annual fixed assets
72310502	Building and Contents Insurance	370,000		370,000	413,992	413,992	413,992	413,992	413,992	413,992	TN Risk Mgt. (Buildings, & Contents). Formerly paid by Washington County
72310506	Liability Insurance	161,537		161,537	161,537	161,537	161,537	161,537	161,537	161,537	Coverage with TNRMT
72310508	Premium on Corporate Surety Bonds	6,325		6,325	6,325	6,325	6,325	6,325	6,325	6,325	Coverage with TNRMT
72310510	Trustee Commissions	580,000		580,000	580,000	580,000	580,000	580,000	580,000	580,000	Paid to County Trustee for handling funds (Based on Prior 12-months)
72310513	Worker's Compensation Insurance	498,396		498,396	498,396	498,396	498,396	498,396	498,396	498,396	Based on FY17 Expense
72310599	Other Charges	15,000		15,000	15,000	15,000	15,000	15,000	15,000	15,000	Annual Top Ten banquet and other expenses
Total Board of Education		1,884,605		1,884,605	1,935,597	1,935,597	1,935,597	1,935,597	1,935,597	1,935,597	
Office of the Director - 72320											
72320101	Director	130,050	7,080	137,130	139,731	141,128	142,526	143,923	145,320	142,526	Increase, % State & Local raise (\$7,803 potential base performance incentive included)
72320117	Career Ladder Program	1,000	4,301	5,301	5,301	5,301	5,301	5,301	5,301	5,301	Flow-through from state for eligible certified personnel
72320161	Secretaries (5)	172,041		172,041	174,534	176,279	178,025	179,770	181,515	174,534	Increase, experience, education, % State & Local raise
72320188	Bonus	-		-	-	-	-	-	-	-	Potential Directors Bonus (Per Contract). Moved to 72320-101
72320189	Other Salaries & Wages (1)	30,785		30,785	31,096	31,407	31,718	32,029	32,340	31,096	Increase, experience, education, % State & Local raise
72320201	Social Security	20,700		20,700	21,741	21,955	22,169	22,383	22,598	21,914	Increase due to salaries, rate of 6.20%
72320204	State Retirement	33,422		33,422	34,656	34,997	35,338	35,679	36,020	34,943	Increase due to salaries, rate of 10.63% and 9.61% (was a TCRS Increase)
72320206	Life Insurance	157		157	174	174	174	174	174	174	Certified personnel \$25,000, support \$15,000
72320207	Medical Insurance	48,271		48,271	48,271	48,271	48,271	48,271	48,271	48,271	Local portion of medical insurance
72320212	Employer Medicare	4,841		4,841	5,085	5,135	5,185	5,235	5,285	5,125	Increase due to salaries, rate of 1.45%
72320299	Other Fringe Benefits	17		17	-	-	-	-	-	-	Bd disability, vision, and retirement incentives
72320307	Communication	75,000		75,000	75,000	75,000	75,000	75,000	75,000	75,000	Monthly local and long distance service, ISDN lines
72320348	Postal Charges	14,000		14,000	14,000	14,000	14,000	14,000	14,000	14,000	Postage & parcel services
72320355	Travel	10,000		10,000	10,000	10,000	10,000	10,000	10,000	10,000	Monthly travel and required conferences
72320399	Other Contracted Services	85,000		85,000	85,000	85,000	85,000	85,000	85,000	85,000	Copiers and supplies for Central Office, DCHS Graphics, Midway, & Asbury
72320435	Office Supplies	5,000		5,000	5,000	5,000	5,000	5,000	5,000	5,000	Purchase supplies as needed for the department
Total Office of the Director		630,285		641,666	649,588	653,647	657,706	661,765	665,824	652,884	

Washington County Board of Education		2019-2020	Amendment # 1	2019-2020	2020-2021 Budget-Step Increase Budget Draft	2020-2021	2020-2021	2020-2021	2020-2021	2020-2021	Justifications
		Original Budget	Increase	Budget		Budget-Step Plus 1%	Budget-Step Plus 2%	Budget-Step Plus 3%	Budget-Step Plus 4%	Budget 2% Cert. Only	
Estimated Expenses		Approved	(Decrease)	Amendment # 1		Budget Draft	Budget Draft	Budget Draft	Budget Draft	Budget Draft	
Office of the Principal - 72410											
72410104	Principals (14)	912,891		912,891	898,568	907,554	916,539	925,525	934,511	916,539	Increase, experience, education, % State & Local raise
72410117	Career Ladder Program	25,000		25,000	25,000	25,000	25,000	25,000	25,000	25,000	Flow-through from state for eligible certified personnel
72410139	Assistant Principals (15)	928,936		928,936	922,325	931,548	940,772	949,995	959,218	940,772	Increase, experience, education, % State & Local raise
72410161	Secretaries & Bookkeepers (approx 33)	751,938		751,938	765,261	772,914	780,566	788,219	795,871	765,261	Increase, experience, education, % State & Local raise, Payscale
72410188	Bonus	-		-	-	-	-	-	-	-	
72410189	Other Personnel (2)	119,619		119,619	119,460	120,655	121,849	123,044	124,238	119,460	Ath. Dir. Increase, experience, education, % State & Local raise
72410201	Social Security	169,780		169,780	169,298	170,976	172,653	174,331	176,008	171,556	Increase due to salaries, rate of 6.20%
72410204	State Retirement	282,200		282,200	274,595	277,315	280,035	282,756	285,476	278,335	Increase due to salaries, rate of 10.63% and 9.61% (was a TCRS Increase)
72410206	Life Insurance	1,302		1,302	1,795	1,795	1,795	1,795	1,795	1,795	Certified personnel \$25,000 support \$15,000
72410207	Medical Insurance	443,348		443,348	443,348	443,348	443,348	443,348	443,348	443,348	Local portion of medical insurance, matches FY18 tracking
72410212	Employer Medicare	39,707		39,707	39,594	39,986	40,379	40,771	41,163	40,122	Increase due to salaries, rate of 1.45%
72410299	Other Fringe Benefits	493		493	-	-	-	-	-	-	Bd disability, vision, and retirement incentives
72410307	Communication	25,000		25,000	25,000	25,000	25,000	25,000	25,000	25,000	Allocations to schools for phone service
72410355	Travel	7,000		7,000	7,000	7,000	7,000	7,000	7,000	7,000	Monthly travel and conferences
72410499	Other Supplies & Materials	71,274		71,274	71,274	71,274	71,274	71,274	71,274	71,274	School bookkeeping supplies and allocations to schools including School Copiers (10K Band & 2.5K Music if available), Attendance Incentive
72410599	Other Charges	65,000		65,000	65,000	65,000	65,000	65,000	65,000	65,000	Funds for athletics and tournaments, split by Athletic Directors
Total Office of the Principal		3,843,488		3,843,488	3,827,518	3,859,364	3,891,210	3,923,056	3,954,903	3,870,462	
Fiscal Services - 72510											
72510105	Supervisor / Director (2)	134,275		134,275	149,642	151,138	152,635	154,131	155,628	149,642	Increase, experience, education, % State & Local raise
72510162	Accounting Clerks (3)	128,548		128,548	131,476	132,791	134,106	135,420	136,735	131,476	Increase, experience, education, % State & Local raise (FY18 approved BOE approved adjustment, payscale)
72510188	Bonus	-		-	-	-	-	-	-	-	
72510201	Social Security	16,295		16,295	17,429	17,604	17,778	17,952	18,126	17,429	Increase due to salaries, rate of 6.20%
72510204	State Retirement	25,257		25,257	27,015	27,286	27,556	27,826	28,096	27,015	Increase due to salaries, rate of 10.63% and 9.61% (was a TCRS Increase)
72510206	Life Insurance	60		60	60	60	60	60	60	60	Certified personnel \$25,000 support \$15,000
72510207	Medical Insurance	41,221		41,221	41,221	41,221	41,221	41,221	41,221	41,221	Local portion of medical insurance
72510212	Employer Medicare	3,811		3,811	4,076	4,117	4,158	4,198	4,239	4,076	Increase due to salaries, rate of 1.45%
72510355	Travel	5,000		5,000	5,000	5,000	5,000	5,000	5,000	5,000	Monthly travel and annual conference
72510399	Other Contracted Services	2,000		2,000	12,000	12,000	12,000	12,000	12,000	12,000	Financial Software Fees
72510499	Other Supplies & Materials	15,300		15,300	15,300	15,300	15,300	15,300	15,300	15,300	Purchase supplies as needed for the department
Total Fiscal Services		371,767		371,767	403,220	406,516	409,813	413,109	416,406	403,220	
Operation of Plant - 72610											
72610166	Custodial Personnel (approx 33)	667,557		667,557	671,280	677,993	684,706	691,418	698,131	671,280	Increase, experience, State & Local raise
72610188	Bonus	-		-	-	-	-	-	-	-	
72610189	Other Personnel (4)	177,744		177,744	127,108	128,379	129,650	130,921	132,192	127,108	Increase, experience, State & Local raise
72610201	Social Security	52,409		52,409	49,500	49,995	50,490	50,985	51,480	49,500	Increase due to salaries, rate of 6.20%
72610204	State Retirement	81,233		81,233	76,725	77,492	78,260	79,027	79,794	76,725	Increase due to salaries, rate of 10.63% and 9.61% (was a TCRS Increase)
72610206	Life Insurance	695		695	695	695	695	695	695	695	Certified personnel \$25,000, support \$15,000
72610207	Medical Insurance	219,816		219,816	219,816	219,816	219,816	219,816	219,816	219,816	Local portion of medical insurance, based on FY18 tracking
72610212	Employer Medicare	12,257		12,257	11,577	11,692	11,808	11,924	12,040	11,577	Increase due to salaries, rate of 1.45%
72610328	Janitorial Services	840,000		840,000	840,000	840,000	840,000	840,000	840,000	840,000	Contracted BCE, DB, DC, FB, GV, JE, JM, RV, SC, SS, WV
72610359	Disposal Fees	124,000		124,000	124,000	124,000	124,000	124,000	124,000	124,000	Fees for all locations
72610399	Other Contracted Services	118,000	31,010	149,010	149,010	149,010	149,010	149,010	149,010	149,010	Contracted service HVAC, elevators, sewer plant, etc
72610410	Custodial Supplies	130,000		130,000	130,000	130,000	130,000	130,000	130,000	130,000	Supplies for all locations
72610415	Electricity	2,048,151		2,048,151	2,109,596	2,109,596	2,109,596	2,109,596	2,109,596	2,109,596	Based of FY19 Actual Annual Spend + 3%
72610434	Natural Gas	113,300		113,300	141,625	141,625	141,625	141,625	141,625	141,625	Expense for all locations
72610454	Water & Sewer	238,703		238,703	245,864	245,864	245,864	245,864	245,864	245,864	Expense for all locations (Research Cost of FY18)
72610499	Other Supplies & Materials	70,000		70,000	70,000	70,000	70,000	70,000	70,000	70,000	Supplies for grounds department
72610501	Boiler Insurance	20,240		20,240	20,240	20,240	20,240	20,240	20,240	20,240	Coverage with TNRMT
72610599	Other Charges	38,000		38,000	38,000	38,000	38,000	38,000	38,000	38,000	Expense for floor mats CO & Midway, fees to state, elevator permits, Elevator & Boiler Permits
Total Operation of Plant		4,952,105		4,983,115	5,025,035	5,034,397	5,043,759	5,053,121	5,062,483	5,025,035	
Maintenance of Plant - 72620											
72620105	Supervisor / Director (4)	188,865		188,865	247,645	250,121	252,598	255,074	257,551	247,645	Increase, experience, State & Local raise
72620167	Maintenance Personnel (21)	743,456		743,456	698,597	705,583	712,569	719,555	726,541	698,597	Increase, experience, State & Local raise,
72620188	Bonus	-		-	-	-	-	-	-	-	
72620201	Social Security	57,804		57,804	58,667	59,254	59,840	60,427	61,014	58,667	Increase due to salaries, rate of 6.20%
72620204	State Retirement	89,596		89,596	90,934	91,843	92,753	93,662	94,571	90,934	Increase due to salaries, rate of 10.63% and 9.61% (was a TCRS Increase)
72620206	Life Insurance	281		281	281	281	281	281	281	281	Certified personnel \$25,000, support \$15,000
72620207	Medical Insurance	122,352		122,352	122,352	122,352	122,352	122,352	122,352	122,352	State & local portion of medical insurance, based on FY18 tracking
72620212	Employer Medicare	13,519		13,519	13,721	13,858	13,995	14,132	14,269	13,721	Increase due to salaries, rate of 1.45%
72620307	Communication	2,700		2,700	2,700	2,700	2,700	2,700	2,700	2,700	Funds for phone service
72620335	Maintenance & Repair of Buildings	45,000		45,000	45,000	45,000	45,000	45,000	45,000	45,000	Maintenance & repair to buildings less than \$10,000
72620336	Maintenance & Repair of Equipment	50,000		50,000	50,000	50,000	50,000	50,000	50,000	50,000	Maintenance & repair to equipment less than \$10,000
72620399	Other Contracted Services	500		500	500	500	500	500	500	500	Contracted services as needed
72620499	Other Supplies & Materials	450,000		450,000	450,000	450,000	450,000	450,000	450,000	450,000	Funds for upkeep of all buildings and grounds
72620599	Other Charges	26,000		26,000	26,000	26,000	26,000	26,000	26,000	26,000	Funds for uniforms, floor mats and monthly fees
72620701	Administration Equipment	504,541	78,903	583,444	200,000	200,000	200,000	200,000	200,000	200,000	Safe Schools
Total Maintenance of Plant		2,294,614		2,373,517	2,006,396	2,017,492	2,028,588	2,039,683	2,050,779	2,006,396	

Washington County Board of Education		2019-2020	Amendment # 1	2019-2020	2020-2021	2020-2021	2020-2021	2020-2021	2020-2021	2020-2021	Justifications
Estimated Expenses		Original Budget	Increase	Budget	Budget-Step	Budget-Step	Budget-Step	Budget-Step	Budget-Step	Budget 2% Cert.	
		Approved	(Decrease)	Amendment # 1	Increase	Plus 1%	Plus 2%	Plus 3%	Plus 4%	Only	
					Budget Draft	Budget Draft	Budget Draft	Budget Draft	Budget Draft	Budget Draft	
Student Transportation - 72710											
72710105	Supervisor / Director (2)	112,296		112,296	113,526	114,661	115,797	116,932	118,067	113,526	Updated Transportation Supv. Scale
72710142	Mechanics (5)	175,944		175,944	227,842	230,120	232,399	234,677	236,956	227,842	Increase, experience, State & Local raise
72710146	Bus Drivers (approx. 86)	1,139,002		1,139,002	1,142,242	1,153,664	1,165,087	1,176,509	1,187,932	1,142,242	Increase, experience, State & Local raise
72710161	Secretary (Transportation)	-		-	-	-	-	-	-	-	
72710188	Bonus	-		-	-	-	-	-	-	-	
72710189	Other Personnel (1)	-		-	-	-	-	-	-	-	
72710201	Social Security	88,489		88,489	91,984	92,904	93,823	94,743	95,663	91,984	Increase due to salaries, rate of 6.20%
72710204	State Retirement	137,158		137,158	142,575	144,001	145,426	146,852	148,278	142,575	Increase due to salaries, rate of 10.63% and 9.61% (was a TCRS Increase)
72710206	Life Insurance	1,517		1,517	1,517	1,517	1,517	1,517	1,517	1,517	Certified personnel \$25,000, support \$15,000
72710207	Medical Insurance	414,982		414,982	414,982	414,982	414,982	414,982	414,982	414,982	Local portion of medical insurance
72710212	Employer Medicare	20,695		20,695	21,512	21,727	21,943	22,158	22,373	21,512	Increase due to salaries, rate of 1.45%
72710307	Communication	750		750	750	750	750	750	750	750	Funds for phone service
72710330	Operating Lease Payments	8,400		8,400	8,400	8,400	8,400	8,400	8,400	8,400	Lease Vehicles
72710399	Other Contracted Services	5,000		5,000	5,000	5,000	5,000	5,000	5,000	5,000	Funds for rock & wrecker service
72710412	Diesel Fuel	325,000		325,000	325,000	325,000	325,000	325,000	325,000	325,000	Estimated expense for diesel fuel (Estimated expense decline)
72710424	Garage Supplies	30,000		30,000	30,000	30,000	30,000	30,000	30,000	30,000	Purchase supplies as needed
72710425	Gasoline & Lubricants	150,000		150,000	150,000	150,000	150,000	150,000	150,000	150,000	Estimated expense for fuel
72710450	Tires & Tubes	60,000		60,000	60,000	60,000	60,000	60,000	60,000	60,000	Funds for tires & tubes for vehicles
72710453	Vehicle Parts	160,000		160,000	160,000	160,000	160,000	160,000	160,000	160,000	General repair and upkeep of buses and other vehicles
72710499	Other Supplies & Materials	5,000		5,000	5,000	5,000	5,000	5,000	5,000	5,000	Other supplies for the shop
72710511	Vehicle & Equipment Insurance	113,849		113,849	113,849	113,849	113,849	113,849	113,849	113,849	Coverage with TNRMT
72710599	Other Charges	18,000		18,000	18,000	18,000	18,000	18,000	18,000	18,000	Funds for uniforms, floor mats, drug testing, etc
72710729	Transportation Equipment	91,600	51,240	142,840	142,840	142,840	142,840	142,840	142,840	142,840	Estimated Vehicle Purchase (4-Service Vehicles, 4-Passenger Vans)
Total Student Transportation		3,057,682		3,108,922	3,175,019	3,192,416	3,209,813	3,227,210	3,244,606	3,175,019	
Other Support Services - 72810											
72810105	Supervisor / Director (1)	64,914		64,914	64,873	65,522	66,170	66,819	67,468	66,170	Principal for Asbury
72810162	Clerical Personnel (1)	23,697		23,697	23,712	23,949	24,186	24,423	24,660	23,712	Increase, experience, education, % State & Local raise
72810188	Bonus	-		-	-	-	-	-	-	-	
72810189	Other Salaries & Wages (1)	15,747		15,747	15,285	15,438	15,591	15,744	15,896	15,285	Increase, experience, education, % State & Local raise
72810201	Social Security	6,470		6,470	6,440	6,504	6,569	6,633	6,698	6,520	Increase due to salaries, rate of 6.20%
72810204	State Retirement	10,691		10,691	10,644	10,750	10,856	10,963	11,069	10,782	Increase due to salaries, rate of 10.63% and 9.61% (was a TCRS Increase)
72810206	Life Insurance	76		76	76	76	76	76	76	76	Certified personnel \$25,000, support \$15,000
72810207	Medical Insurance	13,615		13,615	13,615	13,615	13,615	13,615	13,615	13,615	State & local portion of medical insurance
72810212	Employer Medicare	1,513		1,513	1,506	1,521	1,536	1,551	1,566	1,525	Increase due to salaries, rate of 1.45%
72810499	Other Supplies & Materials	4,500		4,500	4,500	4,500	4,500	4,500	4,500	4,500	Asbury general bldg. supplies
72810599	Other Charges	5,500		5,500	5,500	5,500	5,500	5,500	5,500	5,500	Optional H.S. supplies
Total Other Support Services		146,722		146,722	146,151	147,375	148,600	149,824	151,049	147,685	
Food Service - 73100											
73100105	Supervisor / Director (1)	61,823		61,823	75,338	76,091	76,845	77,598	78,352	75,338	Increase, experience, education, % State & Local raise_payscale
73100188	Bonus	-		-	-	-	-	-	-	-	December Bonus-Food Service Staff
73100189	Other Salaries & Wages	25,465		25,465	-	12,916	25,832	38,748	51,665	-	REPRESENTED RAISE FOR FOOD SERVICE FOR FY21 (UPATE AMOUNT ACCORDINGLY)
73100201	Social Security	3,833		3,833	4,671	4,718	4,764	4,811	4,858	4,671	Increase due to salaries, rate of 6.20%
73100204	State Retirement	5,941		5,941	7,240	7,312	7,385	7,457	7,530	7,240	Increase due to salaries, rate of 10.63% and 9.61% (was a TCRS Increase)
73100206	Life Insurance	1,647		1,647	1,664	1,664	1,664	1,664	1,664	1,664	Certified personnel \$25,000, support \$15,000
73100207	Medical Insurance	15,000	568,000	583,000	583,000	583,000	583,000	583,000	583,000	583,000	Local portion of medical insurance, based off FY18 data (Reduced \$106,762)
73100212	Employer Medicare	1,266		1,266	1,092	1,291	1,489	1,687	1,885	1,092	Increase due to salaries, rate of 1.45%
73100299	Other Fringe Benefits	17		17	-	-	-	-	-	-	Bd disability, vision, and retirement incentives
73100355	Travel	-		-	-	-	-	-	-	-	Monthly travel and annual conference
Total Food Service		114,992		682,992	673,005	686,992	700,979	714,966	728,953	673,005	
Community Services - 73300											
73300105	Supervisor / Director (1)	35,600		35,600	51,355	51,869	52,382	52,896	53,409	51,355	Expenses for the extended school programs
73300162	Secretary (1)	25,990		25,990	26,250	26,513	26,775	27,038	27,300	26,250	Program revenue line item 43581000
73300188	Bonus	-		-	-	-	-	-	-	-	
73300189	Other Salaries & Wages (34)	356,852		356,852	349,855	353,354	356,852	360,351	363,849	349,855	Pay increase give in PY
73300201	Social Security	25,943		25,943	26,503	26,768	27,033	27,298	27,563	26,503	Increase due to salaries, rate of 6.20%
73300204	State Retirement	40,212		40,212	41,079	41,490	41,900	42,311	42,722	41,079	Increase due to salaries, rate of 10.63% and 9.61% (was a TCRS Increase)
73300207	Medical Insurance	21,077		21,077	21,077	21,077	21,077	21,077	21,077	21,077	Local portion of medical insurance, based on FY18 Projections
73300212	Employer Medicare	6,067		6,067	6,198	6,260	6,322	6,384	6,446	6,198	Increase due to salaries, rate of 1.45%
73300355	Travel	2,000		2,000	2,000	2,000	2,000	2,000	2,000	2,000	Monthly travel and annual conference
73300422	Food Supplies	30,000		30,000	30,000	30,000	30,000	30,000	30,000	30,000	food supplies
73300499	Other Supplies & Materials	20,000		20,000	20,000	20,000	20,000	20,000	20,000	20,000	arts, crafts and instructional materials
73300599	Other Charges	13,000		13,000	13,000	13,000	13,000	13,000	13,000	13,000	Site phone lines
Total Community Services		576,741		576,741	587,317	592,329	597,341	602,354	607,366	587,317	

Washington County Board of Education		2019-2020	Amendment # 1	2019-2020	2020-2021 Budget-Step Increase Budget Draft	2020-2021	2020-2021	2020-2021	2020-2021	2020-2021	Justifications
Estimated Expenses		Original Budget Approved	Increase (Decrease)	Budget Amendment # 1		Budget-Step Plus 1% Budget Draft	Budget-Step Plus 2% Budget Draft	Budget-Step Plus 3% Budget Draft	Budget-Step Plus 4% Budget Draft	Budget-Step Plus 4% Budget Draft	
										Budget 2% Cert. Only	
Early Childhood Education - 73400											
73400116	Teachers (3)	229,511		229,511	191,173	193,085	194,996	196,908	198,820	194,996	Increase, experience, education, % State & Local raise, 2-teachers new BCES Pre-K
73400163	Educational Assistants (3)	42,670		42,670	43,096	43,527	43,958	44,389	44,820	43,096	Increase, experience, education, % State & Local raise
73400188	Bonus	-		-	-	-	-	-	-	-	
73400201	Social Security	16,875		16,875	14,525	14,670	14,815	14,960	15,106	14,762	Increase due to salaries, rate of 6.20%
73400204	State Retirement	28,498		28,498	23,775	24,013	24,250	24,488	24,726	24,168	Increase due to salaries, rate of 10.63% and 9.61% (was a TCRS Increase)
73400207	Medical Insurance	51,286		51,286	51,286	51,286	51,286	51,286	51,286	51,286	Local portion of medical insurance
73400212	Employer Medicare	3,947		3,947	3,397	3,431	3,465	3,499	3,533	3,452	Increase due to salaries, rate of 1.45%
73400336	Maintenance & Repair Services-Equip	2,340		2,340	2,340	2,340	2,340	2,340	2,340	2,340	Added to match Vol. Pre-K Grant
73400429	Instructional Supplies & Materials	11,000		11,000	11,000	11,000	11,000	11,000	11,000	11,000	Instructional materials, Niswonger-\$5K
73400499	Other Supplies & Materials	8,183		8,183	8,183	8,183	8,183	8,183	8,183	8,183	Other supplies and field trips
73400524	In-Service / Staff Development	4,000		4,000	4,000	4,000	4,000	4,000	4,000	4,000	Added to match Vol. Pre-K Grant
73400599	Other Charges	27,000		27,000	27,000	27,000	27,000	27,000	27,000	27,000	Added to match Vol. Pre-K Grant, BCES-25K Pre-K Supplies
73400722	Regular Instrution Equipment	12,831		12,831	12,831	12,831	12,831	12,831	12,831	12,831	Added to match Vol. Pre-K Grant
	Total Early Childhood Educatio	438,140		438,140	392,606	395,365	398,125	400,885	403,644	397,114	
Regular Capital Outlay - 76100											
76100707	Building Improvements										
	Total Regular Capital Outlay										
99100590	Transfers Out	260,000		260,000	260,000	260,000	260,000	260,000	260,000	260,000	Transfer to County Debt Service for bond issue
	Total Transfers Out	260,000		260,000	260,000	260,000	260,000	260,000	260,000	260,000	
	Total Estimated Expenditures	70,561,922		70,733,170	72,240,923	72,722,928	73,221,080	73,719,232	74,217,385	72,991,388	
	Incremental Change				1,507,753	482,005	498,152	498,152	498,152	268,460	
	Total change from Prior Year				1,507,753	1,989,758	2,487,910	2,986,062	3,484,215	2,258,218	

WCDE FY21 General Fund Budget Changes from FY20

Budget Variances from FY19 to FY20 (Must Have Items)	Step Only	W/1% Raise	W/2% Raise	W/3% Raise	W/4% Raise	W/2% Certified		Director
						Staff Only	Line Item	
Step Increases/Pay increases including FICA & Med-D	\$ 399,382	\$ 897,534	\$ 1,395,686	\$ 1,893,838	\$ 2,391,990	\$ 1,165,994	Mult. Lines	System
Retirement Contribution Increases	\$ 34,270	\$ 86,598	\$ 136,908	\$ 187,218	\$ 237,529	\$ 113,698	Mult. Lines	System
Health Insurance (Est. 1% Increase in Budget)	TBD	TBD	TBD	TBD	TBD	TBD	Mult. Lines_207	System
Electricity (3% Budgeted Increase)☺	\$ 61,445	\$ 61,445	\$ 61,445	\$ 61,445	\$ 61,445	\$ 61,445	72610-415	System
Water & Sewer (3% estimated increase)	\$ 7,161	\$ 7,161	\$ 7,161	\$ 7,161	\$ 7,161	\$ 7,161	72610-454	System
Natural Gas (New Propane Buses)	\$ 28,325	\$ 28,325	\$ 28,325	\$ 28,325	\$ 28,325	\$ 28,325	72610-434	System
University School-Revenue Sharing	\$ 265,000	\$ 265,000	\$ 265,000	\$ 265,000	\$ 265,000	\$ 265,000	71100-399	System
Frontline Substitute Management System (Contract)	\$ 23,768	\$ 23,768	\$ 23,768	\$ 23,768	\$ 23,768	\$ 23,768	71100-399	System
Trustee Commissions (Based on Prior-12 Months)	TBD	TBD	TBD	TBD	TBD	TBD	72310-510	System
Contracted Janitorial Services (2nd Year of Contract-No Increase)	\$ -	\$ -	\$ -	\$ -	\$ -	\$ -	72610-328	Patrick
Diesel Fuel (Project No Increase)	\$ -	\$ -	\$ -	\$ -	\$ -	\$ -	72710-412	Roberts
Gasoline (Project No Increase)	\$ -	\$ -	\$ -	\$ -	\$ -	\$ -	72710-425	Roberts
Substitute Teacher Salary Expense (Prior Years Wage Increase)	\$ 140,000	\$ 140,000	\$ 140,000	\$ 140,000	\$ 140,000	\$ 140,000	Mult. Lines	System
Niswonger Annual Dues Increase	\$ 17,000	\$ 17,000	\$ 17,000	\$ 17,000	\$ 17,000	\$ 17,000	72310-320	Flanary
Section Total	\$ 976,350	\$ 1,526,830	\$ 2,075,292	\$ 2,623,754	\$ 3,172,217	\$ 1,822,390		

Optional Budget Items for FY21 (Requested)

Textbooks	\$ 885,000	\$ 885,000	\$ 885,000	\$ 885,000	\$ 885,000	\$ 885,000	71100-449	Kiernan
School Administrative Raise (\$1,000 per administrator)	\$ 36,000	\$ 36,360	\$ 36,720	\$ 37,080	\$ 37,440	\$ 37,440	72410-(104 & 139)	Flanary
Add Fixed Costs	\$ 6,451	\$ 6,516	\$ 6,580	\$ 6,645	\$ 6,709	\$ 6,709		
School Administrative Raise (Add to Supplements)	\$ 30,000	\$ 30,300	\$ 30,600	\$ 30,900	\$ 31,200	\$ 31,200	72410-(104 & 139)	Flanary
Add Fixed Costs	\$ 5,376	\$ 5,430	\$ 5,484	\$ 5,537	\$ 5,591	\$ 5,591		
Athletic Coaching Supplements (Divided Equally)	\$ 30,000	\$ 30,300	\$ 30,600	\$ 30,900	\$ 31,200	\$ 31,200	71100-116	Flanary
Add Fixed Costs	\$ 5,376	\$ 5,430	\$ 5,484	\$ 5,537	\$ 5,591	\$ 5,591		
Unified Classroom Power School	\$ 80,000	\$ 80,000	\$ 80,000	\$ 80,000	\$ 80,000	\$ 80,000	72250-399	Dr. Kyte & Keys
1-Family Life Teacher	\$ 80,000	\$ 80,000	\$ 80,000	\$ 80,000	\$ 80,000	\$ 80,000	71100-116	Dr. Kyte
School Copier Allocation	\$ 15,000	\$ 15,000	\$ 15,000	\$ 15,000	\$ 15,000	\$ 15,000	72410-499	System
Dietary Pay Raise (5%) - Check Amount	\$ 64,581	\$ 64,581	\$ 64,581	\$ 64,581	\$ 64,581	\$ 64,581	73100-189	Caitlin Kite
1-Maintenance Position - Grounds	\$ 36,000	\$ 36,360	\$ 36,720	\$ 37,080	\$ 37,440	\$ 37,440	72610-189	Patrick/Teague
Add Fixed Costs	\$ 16,014	\$ 16,076	\$ 16,138	\$ 16,200	\$ 16,262	\$ 16,262		
2-Golf Coach Supplements	\$ 3,000	\$ 3,000	\$ 3,000	\$ 3,000	\$ 3,000	\$ 3,000	71100-116	Flanary
Add Fixed Costs	\$ 538	\$ 538	\$ 538	\$ 538	\$ 538	\$ 538		
CTE Teacher Supplies	\$ 4,500	\$ 4,500	\$ 4,500	\$ 4,500	\$ 4,500	\$ 4,500	71300-429	Flanary/Fink
CTE Equipment	\$ 5,000	\$ 5,000	\$ 5,000	\$ 5,000	\$ 5,000	\$ 5,000	71300-730	Flanary/Fink
ABA Behavioral Therapist (SPED Grant for 50%)	\$ 31,000	\$ 31,000	\$ 31,000	\$ 31,000	\$ 31,000	\$ 31,000	72220-189	Dr. Myers
Add Fixed Costs	\$ 10,455	\$ 10,455	\$ 10,455	\$ 10,455	\$ 10,455	\$ 10,455		
Attendance/Disipline Dept. Travel	\$ 5,300	\$ 5,300	\$ 5,300	\$ 5,300	\$ 5,300	\$ 5,300	72110-355	Mr. Murphy
Guidance Counselor-Midway	\$ 50,000	\$ 50,000	\$ 50,000	\$ 50,000	\$ 50,000	\$ 50,000	72130-123	Mr. Murphy
Add Fixed Costs	\$ 18,760	\$ 18,760	\$ 18,760	\$ 18,760	\$ 18,760	\$ 18,760		
2-Behavioral Psch./Therapist (SPED Federal to Fund 1-position)	\$ 55,000	\$ 55,000	\$ 55,000	\$ 55,000	\$ 55,000	\$ 55,000	72220-124	Dr. Kyte & Dr. Myers
Add Fixed Costs	\$ 19,656	\$ 19,656	\$ 19,656	\$ 19,656	\$ 19,656	\$ 19,656		
2-Social/Emotional Pschyrist/Therapist	\$ 110,000	\$ 110,000	\$ 110,000	\$ 110,000	\$ 110,000	\$ 110,000	72220-124	Dr. Kyte & Dr. Myers
Add Fixed Costs	\$ 39,312	\$ 39,312	\$ 39,312	\$ 39,312	\$ 39,312	\$ 39,312		
AED Pads_For school clinics	\$ 4,800	\$ 4,800	\$ 4,800	\$ 4,800	\$ 4,800	\$ 4,800	72120-499	Kelly Wagner
1-I.T. Technician	\$ 36,000	\$ 36,000	\$ 36,000	\$ 36,000	\$ 36,000	\$ 36,000	72250-189	BOE Member-Buchanan
Add Fixed Costs	\$ 16,014	\$ 16,014	\$ 16,014	\$ 16,014	\$ 16,014	\$ 16,014		
CTE Incentive to Teachers (Extra Club Work)	\$ 30,000	\$ 30,000	\$ 30,000	\$ 30,000	\$ 30,000	\$ 30,000	71300-116	BOE Member-McLain
Add Fixed Costs	\$ 5,178	\$ 5,178	\$ 5,178	\$ 5,178	\$ 5,178	\$ 5,178		
Home Economics Teacher (DCHS-Experienced)	\$ 50,000	\$ 50,000	\$ 50,000	\$ 50,000	\$ 50,000	\$ 50,000	71100-116	BOE Member-Buchanan
Add Fixed Costs	\$ 18,760	\$ 18,760	\$ 18,760	\$ 18,760	\$ 18,760	\$ 18,760		
Maintenance Dept. - Secretary	\$ 25,000	\$ 25,000	\$ 25,000	\$ 25,000	\$ 25,000	\$ 25,000	72620-161	BOE Member-Day & Hammnds
Add Fixed Costs	\$ 14,115	\$ 14,115	\$ 14,115	\$ 14,115	\$ 14,115	\$ 14,115		
Assistant Principal-BCES	\$ 60,000	\$ 60,000	\$ 60,000	\$ 60,000	\$ 60,000	\$ 60,000	72410-139	BOE Member-Fleenor
Add Fixed Costs	\$ 20,552	\$ 20,552	\$ 20,552	\$ 20,552	\$ 20,552	\$ 20,552		
Section Total	\$ 1,922,737	\$ 1,924,291	\$ 1,925,846	\$ 1,927,400	\$ 1,928,954	\$ 1,928,954		
Grand Total	\$ 2,899,086.82	\$ 3,451,121.25	\$ 4,001,137.68	\$ 4,551,154.10	\$ 5,101,170.53	\$ 3,751,343.64		

TO: Finance Committee Members
FROM: Brad Hale, Director of Finance
DATE: April 09, 2020

SUBJECT: Financial Statements (Revenue & Expense) Summary for February 2020

After reviewing the financial statements for February, the following line items need to be considered:

REVENUE (General Fund February 2020)

40110000 – Current Property Tax

The collections for the month of February were \$3,966,712.07 which is \$140,471.07 less than collected in February 2019. This is due to the timing of Property Taxes received and processed through the Trustee's office.

40120000 – Property Tax – Prior Year

The collections for the month of February were \$30,362.63 which is \$2,195.95 more than collected in February 2019.

40125000 – CLK/Master Collections-Prior

The collections for the month of February were \$171.64, which was consistent with February 2019.

40130000 – Clerk & Masters Collections

The collections for the month of February were \$11,302.70, which is \$8,068.01 more than collected in February 2019. This was due to the timing of funds received.

40140000 – Interest and Penalty – Delinquent Tax

The collections for the month of February were \$9,995.07, which is \$3,924.43 more than collected in February 2019.

40163000 – Payments in Lieu of Taxes-Other

The collections for the month of February were \$1,433.37, this is consistent with February 2019 in this line item.

40210000 – Local Sales Tax

The collections for the month of February were \$1,729,590.49 which is \$138,275.71 more than collected in February 2019.

REVENUE (cont'd)

40270000 – Business Tax

The collections for the month of February were \$17,192.90 which is \$7,144.96 less than collected in February 2019.

41110000 – Marriage License

The collections for the month of February were \$75.16, which is \$2.61 less than collected in February 2019.

43512000 – Tuition-Adult Education

The collections for the month of February were \$0.00 for February 2020. Any variances will be due to timing of classes being offered.

43517000 – Tuition - Other

The collections for the month of February were \$3,100.00 for the BCES Pre-K.

43581000 - Community Service Fees – Children

The collections for the month of February were \$43,431.00 for the extended school program at Boones Creek Elementary, Fall Branch, Grandview, Gray, Jonesborough Elementary, Jonesborough Middle, Lamar, Ridgeview, Sulphur Springs and West View. This is \$1,617.30 less than February 2019.

44110000 – Interest Earned on Deposits

Interest earned for the month of February was \$16,338.09 which is \$5,584.83 more than earned in February 2019.

44520000 – Insurance Recovery

Revenue of \$0.00 was realized in February.

44530000 – Sale of Equipment

Revenue of \$2,482.70 was received in this line item. This was from the sale of a Playground Equipment on GovDeals.

44570000 – Contributions & Gifts

Revenue of \$0.00 was received in this line item for students in need.

REVENUE (cont'd)

44990000 - Other Local Revenue - Tags

Revenue of \$0.00 was received, which is consistent with the prior year. This revenue is from School Tags purchased.

44991000 - Other Local Revenue

Revenue of \$0.00 was received in February from PepsiCo commissions from the 1st quarter of 2020. These funds are sent out to each school based on the commission amount per location.

44992000 - Other Local Rev- Royalties

Revenue of \$4,026.00 was received for school bus advertising which is \$1,776.50 more than February 2019. No revenue is realized for this line item in July and August.

46511000—Basic Education Program

Revenue of \$3,674,200 was received from the state for BEP, which is \$204,100 more than February 2019. A portion of this [\$111,000] was BEP Growth Funds from the state which resulted from increased enrollment from FY19. No BEP payments are received in the months of May and July.

46515000—Early Childhood Education

Revenue of \$0.00 was received from the Voluntary Pre-K grant.

46590000—Other State Funds

Revenue of \$101,076.50 was received in February 2020. \$100,000 was received from the Coordinated School Health Grant and \$1,076.50 from the state of TN for the CCFO Program completion by the WCDE Director of Finance.

46610000 – Career Ladder Program

Revenue of \$0.00 was received from Career Ladder which is consistent with February 2019.

46851000 – State Revenue Sharing-T.V.A.

Revenue of \$0.00 was received in February which is consistent with February 2019.

REVENUE (cont'd)

46980000 – Other State Grants

Revenue of \$32,234.00 was received in February from the TSW Grant. \$15,934.44 was received from November 2019 reimbursements, and \$16,299.56 was received from December 2019 reimbursements.

46980111 – Other State Grants

Revenue of \$0.00 was received in February for this line item which is consistent with the prior year.

47640000 – ROTC Reimbursement

Revenue of \$25,256.70 was received which is \$18,150.15, more than February 2019. This is due to the timing of reimbursements received for ROTC staff.

Overall February 2020 Revenue Compared to February 2019 Revenue

Revenue in February 2020 was \$9,667,081.02 compared to \$9,315,956.48 in February 2019. This is \$351,124.54 more than February 2019.

- The main reason for the increase was the net effect of the following
 - Net Increase Items compared to February 2019
 - Sales Tax (40210) increased by \$138,275.71
 - BEP Funds (46511) increased by \$204,100
 - Net variances due to timing of funds received compared to February 2019
 - Property Taxes (40110) were \$140,471.07 less than received in February 2019. This is due to the timing of Property Taxes collected at the Trustee's office and not an actual decrease overall collections for the fiscal year.
 - Other State funds (46590) increased by \$101,076.50 mostly due to timing of the CSH Grant
 - Other State Grants (46980) increased by \$16,056.14 due to timing for reimbursements received of the TSW Grant

KEY EXPENDITURES (General Fund February 2020)

71100399 – Other Contracted Services

Expenditures of \$385,138.16 were incurred to the University School for the revenue sharing payment for the month of February 2019.

EXPENDITURES (cont'd)

71100499 – Other Supplies & Materials

The following key expense was incurred in this line item in February 2019.

- \$2,482.70 to BCES in payment of proceeds from the sale of old playground equipment

7100499-100

The key expenses incurred in this line items were as follows:

- \$2000.00 to David Hudson for a Professional Development speaker fee
 - \$225.60 to David Hudson for Professional Development expenses
 - \$102.72 for lodging expenses
 - \$577.78 for start-up conference expenses

71300718 – Motor Vehicle

And expense for \$3,000 was incurred for a vehicle purchase for the CTE program based out of DCHS

72220399 – Other Contracted Services

The total expense incurred in this line item was for \$8,092.50. This was to Mini-Miracles for OT/PT SPED.

72250399 – Other Contracted Service

Total expenses of \$4,406.50 were incurred in this line in February 2020.

- \$2,995.00 to Textcaster – TC Push Annual Service Fee
- \$1,212.50 to Century Link – Service call

72250499 – Other Supplies & Materials

The following key expenses were incurred in this line item for February 2020.

- \$4,548.00 to Tennessee Office Supply for 12-Brother Laser Printers
- \$10,740.00 to CDW-G for 60 chromebooks & licenses
- \$4,143.38 to PCM, Inc. for 22-Dell Optiplex units

72410599 – Other Supplies

Total expenses of \$2,325.09 were incurred to Riddell All American; Northside Middle Schools Football Equipment Reconditioning

EXPENDITURES (cont'd)

72610399 – Other Contracted Services

Total expenses of \$15,458.64 were incurred in this line item for February. The key expense items incurred are listed below.

- \$7,940.71 to Fleenor Security for a new system at LES
- \$755.00 for pest control services
- \$900.00 for grease trap services
- \$2,160.00 to Consolidated Electronics for fire alarm system inspections
- \$1,275.00 to East TN Sprinkler – annual backflow prevention systems inspections
- \$1,332.62 to Chem-Aqua – DCHS Chiller Maintenance

72610599 – Other Charges

Total key expenses in this line item for February was as follows:

- \$2,603.19 to Share Corporation for bio-degradable drain chemicals
- \$1,997.00 to Share Corporation for bio-degradable sewer chemicals

72620336 – Maintenance and Repair

The total expenses of \$6,762.14 were incurred to Ferguson Enterprises for two water heaters at RVES

72620499 – Other Supplies

The total expenses of \$55,226.46 were incurred in this line item in February. The key expenses were as follows:

- \$6,289.87 for electrical supplies
- \$10,975.67 for HVAC supplies
- \$9,435.46 for plumbing supplies
- \$2,640.00 to AJ Sports Company, DCHS basketball goal repairs
- \$6,762.00 to ESKOLA, UC for roof repairs at GVES, RVES, & LES
- \$3,488.83 to United Rentals for equipment uses at the DCHS Baseball Field Drainage Project
- \$15,733.83 for general maintenance supplies

72620701 – Administration Equipment

The total expense of \$40,818.24 were incurred in February in this line item. The key expenses were as follows:

- \$7,500.00 for Food Service Equipment upgrades
- \$32,756.40 to MUSCO Sports Lighting for a 60% installation fee for the DCHS softball project

EXPENDITURES (cont'd)

Overall February 2020 Expenses Compared to February 2019 Expenses

Expenses in February 2020 were \$5,682,997.85 compared to \$6,341,745.99 in February 2019. This is \$658,748.14 less than in February of 2019. The main contributing factors for this decrease are as follows:

- Expense line item 141E 71100 399 was \$499,925 less than February 2019. This was due to the timing of the University School payments.
- Expense line item 141E 99100 590 was \$260,000 less than February 2019. This was due to the timing of the Washington County Debt Service payment.

	A	B	C	D	E	F	G	H	I	J	K	L	M	N		
1							SALES TAX ANALYSIS									
2																
3	YEAR	TOTAL	July	August	September	October	November	December	January	February	March	April	May	June		
4																
5	1995-96	7,964,549.95	611,536.43	650,039.30	596,451.81	626,656.64	665,950.77	645,367.17	793,944.02	872,382.08	581,914.60	553,125.28	700,497.25	666,684.60		
6	1996-97	8,336,657.30	668,621.91	695,781.06	645,426.90	665,996.66	712,853.08	700,269.94	714,674.24	917,676.40	636,923.88	635,082.70	639,073.10	704,277.43		
7	1997-98	9,028,886.69	721,817.32	780,093.18	704,916.44	717,825.19	798,852.97	747,016.98	760,728.85	1,024,051.84	649,227.26	638,150.71	787,948.69	698,257.26		
8	1998-99	9,418,336.41	729,516.21	780,343.86	758,281.99	769,388.96	789,685.47	793,285.27	808,672.84	1,049,009.40	669,997.81	685,164.29	785,149.89	799,840.42		
9	1999-00	9,925,491.78	761,578.86	848,424.57	757,359.52	832,656.56	798,763.84	812,346.45	826,725.33	1,142,546.37	711,564.82	750,908.81	878,078.63	804,538.02		
10	2000-01	10,302,344.61	804,204.89	905,337.72	804,216.35	854,382.25	909,453.32	794,725.07	882,257.31	1,178,919.01	758,048.36	742,368.32	860,763.60	807,668.41		
11	2001-02	10,532,891.37	808,555.26	866,353.62	796,577.42	828,852.58	889,601.40	870,074.31	872,050.60	1,199,611.30	768,580.66	790,051.97	938,373.85	904,208.40		
12	2002-03	10,638,027.23	906,277.17	974,296.94	882,472.09	811,952.60	891,857.89	850,620.49	926,239.19	1,186,561.52	763,464.89	727,893.01	896,976.99	819,414.45		
13	2003-04	11,067,961.48	852,744.87	931,182.77	884,455.76	904,582.89	939,687.81	883,319.35	949,214.33	1,224,464.85	796,000.63	798,184.90	971,370.65	932,752.67		
14	2004-05	12,141,242.02	959,427.54	1,003,502.83	961,878.30	960,187.49	981,448.59	962,577.75	1,007,923.70	1,354,489.51	869,026.19	1,061,329.31	1,043,956.65	975,494.16		
15	2005-06	12,336,585.09	955,565.19	1,032,019.38	1,019,556.16	1,105,255.87	1,019,172.70	995,288.52	1,052,343.46	1,443,274.33	811,741.53	876,236.72	1,048,459.42	977,671.81		
16	2006-07	12,847,409.98	1,026,100.62	1,085,657.40	1,035,122.60	1,044,487.23	1,102,319.02	1,016,987.55	980,057.85	1,443,529.82	1,018,080.51	955,096.95	1,130,190.78	1,009,779.65		
17	2007-08	13,475,705.49	1,079,389.94	1,164,602.82	1,112,875.15	1,123,975.96	1,128,221.21	1,082,375.90	1,170,203.04	1,480,368.07	934,432.24	1,003,760.54	1,131,648.39	1,063,852.23		
18	2008-09	13,118,209.41	1,121,283.53	1,163,968.03	1,069,948.56	1,109,937.70	1,119,035.49	1,083,890.72	1,091,466.64	1,441,865.04	858,933.82	992,382.26	1,070,456.28	995,041.34		
19	2009-10	12,609,635.54	1,008,819.19	1,099,406.55	992,789.10	1,066,457.07	1,052,452.00	997,413.03	1,039,892.90	1,366,560.85	888,185.43	945,035.53	1,121,973.47	1,030,650.42		
20	2010-11	13,050,988.91	1,054,228.59	1,128,189.89	1,037,584.63	1,056,839.88	1,086,389.24	1,054,070.16	1,094,354.84	1,429,909.64	867,910.25	1,009,209.95	1,143,124.29	1,089,177.55		
21	2011-12	13,808,173.10	1,081,535.67	1,228,666.98	1,138,627.12	1,132,824.15	1,125,406.77	1,090,432.58	1,133,742.86	1,526,365.45	1,016,848.19	1,065,106.10	1,194,803.93	1,073,813.30		
22	2012-13	13,530,626.40	1,137,511.17	1,176,802.38	1,071,451.21	1,148,396.78	1,150,162.91	1,096,243.83	1,142,826.70	1,516,667.47	785,969.43	1,037,806.81	1,169,086.53	1,097,701.18		
23	2013-14	13,756,487.05	1,138,760.08	1,166,521.54	1,081,327.46	1,126,284.98	1,099,605.17	1,103,883.00	1,136,848.35	1,508,355.06	971,672.20	1,055,143.00	1,275,350.78	1,092,735.43		
24	2014-15	14,057,315.44	1,142,752.51	1,227,623.79	1,131,340.43	1,189,344.14	1,190,743.05	1,134,318.63	1,199,396.63	1,588,182.32	889,370.36	1,008,340.90	1,211,709.73	1,144,192.95		
25	2015-16	14,722,621.29	1,241,008.04	1,233,271.57	1,166,463.36	1,203,804.59	1,229,321.78	1,188,390.71	1,246,671.22	1,641,380.40	1,070,197.64	997,571.40	1,284,815.87	1,219,724.71		
26	2016-17	14,747,100.82	1,183,242.43	1,271,727.15	1,176,910.43	1,236,255.66	1,252,584.64	1,203,060.65	1,234,360.41	1,672,699.50	977,436.65	1,033,968.30	1,288,153.30	1,216,701.70		
27	2017-18	15,349,677.89	1,205,951.87	1,271,772.24	1,218,781.58	1,210,362.79	1,249,834.14	1,202,844.48	1,292,583.56	1,624,509.44	1,147,863.70	1,134,847.93	1,558,692.28	1,231,633.88		
28	2018-19	15,494,923.37	1,278,018.86	1,291,098.17	1,228,129.70	1,291,319.95	1,284,627.33	1,285,032.84	1,328,654.02	1,591,314.78	1,249,696.22	1,156,902.45	1,353,122.68	1,157,006.37		
29	2019-20	11,130,684.79	1,344,150.84	1,344,028.39	1,307,238.15	1,361,539.99	1,316,157.76	1,348,576.15	1,379,403.02	1,729,590.49						
30																
31		Prior Year-to-Date Comparison														
32	INC / (DEC)	552,489.14	66,131.98	52,930.22	79,108.45	70,220.04	31,530.43	63,543.31	50,749.00	138,275.71						
33																
34																
35	Additional	Budgeted														
36																
37		% of FY19 Budget Collected														
40		15,683,066.00														
41																
42	2000-01	98.756%	7.709%	8.678%	7.709%	8.190%	8.718%	7.618%	8.457%	11.301%	7.267%	7.116%	8.251%	7.742%		
43	2001-02	103.110%	7.915%	8.481%	7.798%	8.114%	8.709%	8.517%	8.537%	11.743%	7.524%	7.734%	9.186%	8.852%		
44	2002-03	97.113%	8.273%	8.894%	8.056%	7.412%	8.142%	7.765%	8.456%	10.832%	6.970%	6.645%	8.188%	7.480%		
45	2003-04	103.131%	7.947%	8.677%	8.241%	8.429%	8.756%	8.231%	8.845%	11.409%	7.417%	7.437%	9.051%	8.691%		
46	2004-05	103.260%	8.160%	8.535%	8.181%	8.166%	8.347%	8.187%	8.572%	11.520%	7.391%	9.026%	8.879%	8.296%		
47	2005-06	100.746%	7.804%	8.428%	8.326%	9.026%	8.323%	8.128%	8.594%	11.786%	6.629%	7.156%	8.562%	7.984%		
48	2006-07	100.277%	8.009%	8.474%	8.079%	8.152%	8.604%	7.938%	7.650%	11.267%	7.946%	7.455%	8.821%	7.882%		
49	2007-08	101.108%	8.099%	8.738%	8.350%	8.433%	8.465%	8.121%	8.780%	11.107%	7.011%	7.531%	8.491%	7.982%		
50	2008-09	99.170%	8.477%	8.799%	8.089%	8.391%	8.460%	8.194%	8.251%	10.900%	6.493%	7.502%	8.092%	7.522%		
51	2009-10	100.000%	8.000%	8.719%	7.873%	8.457%	8.346%	7.910%	8.247%	10.837%	7.044%	7.495%	8.898%	8.174%		
52	2010-11	101.300%	8.183%	8.757%	8.054%	8.203%	8.432%	8.181%	8.494%	11.099%	6.737%	7.833%	8.873%	8.454%		
53	2011-12	101.963%	7.986%	9.073%	8.408%	8.365%	8.310%	8.052%	8.372%	11.271%	7.509%	7.865%	8.823%	7.929%		
54	2012-13	94.995%	7.922%	8.268%	7.528%	8.069%	8.081%	7.702%	8.029%	10.656%	5.522%	7.292%	8.214%	7.712%		
55	2013-14	100.000%	8.278%	8.480%	7.860%	8.187%	7.993%	8.024%	8.264%	10.965%	7.065%	7.670%	9.271%	7.943%		
56	2014-15	102.187%	8.307%	8.924%	8.224%	8.646%	8.656%	8.246%	8.719%	11.545%	6.465%	7.330%	8.808%	8.317%		
57	2015-16	99.477%	8.385%	8.333%	7.882%	8.134%	8.306%	8.030%	8.423%	11.090%	7.231%	6.740%	8.681%	8.241%		
58	2016-17	99.643%	7.995%	8.593%	7.952%	8.353%	8.463%	8.129%	8.340%	11.302%	6.604%	6.986%	8.704%	8.221%		
59	2017-18	102.059%	8.018%	8.456%	8.104%	8.048%	8.310%	7.998%	8.594%	10.801%	7.632%	7.546%	10.364%	8.189%		
60	2018-19	102.177%	8.428%	8.514%	8.099%	8.515%	8.471%	8.474%	8.761%	10.493%	8.241%	7.629%	8.923%	7.630%		
61	2019-20	70.973%	8.571%	8.570%	8.335%	8.682%	8.392%	8.599%	8.795%	11.028%						

		CHECK CHECK				
FND	ACCT	OBJ	NUMBER	DATE	VENDOR	AMOUNT
141	72310	331	141210728	02/03/2020	BENNETT & DECAMP PLL	4,500.00
141	72210	355	141210729	02/03/2020	BLANTON, SCOTT	176.25
141	72210	524	141210730	02/03/2020	CHICK FIL-A	96.69
141	72120	355	141210731	02/03/2020	COLLETTE, TERESA	120.79
141	72210	524	141210732	02/03/2020	COMBS, MATT	1,476.71
141	72120	355	141210733	02/03/2020	HARRIS, CHELSAE	8.46
141	72210	355	141210734	02/03/2020	HART, TOREY	263.20
141	72120	355	141210735	02/03/2020	LANE, PATRICIA	39.48
141	72120	355	141210736	02/03/2020	THOMAS, KARRIE	111.86
141	72120	355	141210737	02/03/2020	WAGNER, KELLY	77.55
141	72210	355	141210738	02/06/2020	ADAMS, JARROD	38.00
141	72310	355	141210739	02/06/2020	BUCHANAN, ANNETTE	50.00
141	72310	355	141210739	02/06/2020	BUCHANAN, ANNETTE	282.00
141	72320	355	141210740	02/06/2020	FLANARY, WILLIAM	126.00
141	72310	355	141210741	02/06/2020	HAMMOND, DAVID	50.00
141	72310	355	141210741	02/06/2020	HAMMOND, DAVID	282.00
141	72310	355	141210742	02/06/2020	MCLAIN, PHILLIP	282.00
141	72310	355	141210742	02/06/2020	MCLAIN, PHILLIP	50.00
141	72310	355	141210743	02/06/2020	MEREDITH, MITCH	50.00
141	72310	355	141210743	02/06/2020	MEREDITH, MITCH	282.00
141	72710	453	141210744	02/07/2020	AFFORDABLE TRANSMISS	2,800.00
141	72620	499	141210745	02/07/2020	ANDY OXY CO INC	24.91
141	72210	336	141210746	02/07/2020	B&H PHOTO-VIDEO	844.89
141	72250	355	141210747	02/07/2020	BAILEY, HEATH	85.06
141	72710	599	141210748	02/07/2020	BANKCARD CENTER	117.86
141	71100	499	141210748	02/07/2020	BANKCARD CENTER	519.02
141	72210	524	141210749	02/07/2020	BARNES & NOBLE INC	736.50
141	72210	524	141210749	02/07/2020	BARNES & NOBLE INC	-13.29
141	72210	524	141210749	02/07/2020	BARNES & NOBLE INC	14.39
141	71100	429	141210749	02/07/2020	BARNES & NOBLE INC	2,233.90
141	72210	432	141210750	02/07/2020	BELLWETHER	2,038.65
141	72710	450	141210751	02/07/2020	BEST ONE TIRE	282.70
141	72710	450	141210751	02/07/2020	BEST ONE TIRE	325.84
141	72250	355	141210752	02/07/2020	BIRKNER, CAROL	104.15
141	72250	355	141210752	02/07/2020	BIRKNER, CAROL	88.83
141	72610	499	141210753	02/07/2020	BLUE TARP FINANCIAL	879.99
141	72610	499	141210753	02/07/2020	BLUE TARP FINANCIAL	172.97
141	72610	499	141210753	02/07/2020	BLUE TARP FINANCIAL	149.99
141	71100	429	141210754	02/07/2020	BOONES CREEK ELEMENT	200.00
141	72220	355	141210755	02/07/2020	BOWMAN, JEREMY	2.82
141	72620	499	141210756	02/07/2020	CITY ELECTRIC SUPPLY	998.52
141	72620	499	141210756	02/07/2020	CITY ELECTRIC SUPPLY	994.07
141	72620	499	141210756	02/07/2020	CITY ELECTRIC SUPPLY	898.17
141	72210	432	141210757	02/07/2020	COAST TO COAST COMPU	620.00
141	72320	307	141210758	02/07/2020	COMCAST	45.13
141	71100	499	141210759	02/07/2020	DCHS GRAPHIC ARTS	18.00
141	72710	207	141210760	02/07/2020	DIRECT HEALTH CARE	620.00
141	71100	499	141210761	02/07/2020	EAN SERVICES LLC	58.76
141	72210	355	141210761	02/07/2020	EAN SERVICES LLC	227.30
141	72210	355	141210761	02/07/2020	EAN SERVICES LLC	227.30
141	72210	355	141210761	02/07/2020	EAN SERVICES LLC	90.92
141	72210	355	141210761	02/07/2020	EAN SERVICES LLC	90.92
141	72210	355	141210761	02/07/2020	EAN SERVICES LLC	28.44
141	72210	355	141210761	02/07/2020	EAN SERVICES LLC	137.72
141	72610	499	141210762	02/07/2020	EAST TENNESSEE RENT-	287.80
141	72230	355	141210763	02/07/2020	FINK, CRYSTAL	162.62

		CHECK CHECK				
FND	ACCT	OBJ	NUMBER	DATE	VENDOR	AMOUNT
141	72230	355	141210763	02/07/2020	FINK, CRYSTAL	106.00
141	21310	000	141210764	02/07/2020	FIRST HORIZON BANK	11,553.20
141	21320	000	141210764	02/07/2020	FIRST HORIZON BANK	22,082.57
141	21325	000	141210764	02/07/2020	FIRST HORIZON BANK	5,479.44
141	71100	499	141210765	02/07/2020	FISH TANKS DIRECT	403.96
141	72610	399	141210766	02/07/2020	FLEENOR SECURITY SYS	7,940.71
141	72210	432	141210767	02/07/2020	FOLLETT SCHOOL SOLUT	223.91
141	72210	432	141210767	02/07/2020	FOLLETT SCHOOL SOLUT	128.34
141	72210	432	141210767	02/07/2020	FOLLETT SCHOOL SOLUT	172.68
141	72210	432	141210767	02/07/2020	FOLLETT SCHOOL SOLUT	61.11
141	71300	429	141210768	02/07/2020	FOOD CITY	350.00
141	71300	429	141210769	02/07/2020	FOOD CITY	150.00
141	71300	429	141210770	02/07/2020	FOOD CITY	300.00
141	72710	412	141210771	02/07/2020	FUELZ-A MCPHERSON CO	29,184.01
141	72710	425	141210771	02/07/2020	FUELZ-A MCPHERSON CO	12,008.16
141	72210	355	141210772	02/07/2020	FULLBRIGHT, CURTIS	69.56
141	72210	524	141210773	02/07/2020	HAYES, CINDY	355.10
141	71300	429	141210774	02/07/2020	HONORS GRADUATION	100.48
141	72220	499	141210775	02/07/2020	INGLES MARKETS, INC	43.48
141	72610	454	141210776	02/07/2020	JOHNSON CITY UTILITY	363.31
141	72610	454	141210776	02/07/2020	JOHNSON CITY UTILITY	2,299.39
141	72610	454	141210776	02/07/2020	JOHNSON CITY UTILITY	1,824.95
141	72610	454	141210776	02/07/2020	JOHNSON CITY UTILITY	47.24
141	72610	454	141210777	02/07/2020	JONESBOROUGH WATER D	1,510.46
141	72610	454	141210777	02/07/2020	JONESBOROUGH WATER D	97.80
141	72610	454	141210777	02/07/2020	JONESBOROUGH WATER D	315.82
141	72610	454	141210777	02/07/2020	JONESBOROUGH WATER D	27.50
141	72620	701	141210778	02/07/2020	KATOM RESTAURANT SUP	7,500.00
141	72210	355	141210779	02/07/2020	KEYS, ASHLEY	104.81
141	72210	355	141210780	02/07/2020	KITE, CAITLIN	121.16
141	71300	429	141210781	02/07/2020	LOWE'S	415.25
141	71300	429	141210781	02/07/2020	LOWE'S	44.76
141	72620	499	141210781	02/07/2020	LOWE'S	103.02
141	72620	499	141210781	02/07/2020	LOWE'S	19.46
141	72620	499	141210781	02/07/2020	LOWE'S	36.00
141	72620	499	141210781	02/07/2020	LOWE'S	69.30
141	72620	499	141210781	02/07/2020	LOWE'S	39.24
141	72620	499	141210781	02/07/2020	LOWE'S	32.04
141	72620	499	141210781	02/07/2020	LOWE'S	4.04
141	72620	499	141210781	02/07/2020	LOWE'S	59.50
141	72620	499	141210781	02/07/2020	LOWE'S	24.36
141	72620	499	141210781	02/07/2020	LOWE'S	178.52
141	72620	499	141210781	02/07/2020	LOWE'S	295.80
141	72620	499	141210781	02/07/2020	LOWE'S	462.78
141	72620	499	141210782	02/07/2020	LOWE'S	7.57
141	72620	499	141210782	02/07/2020	LOWE'S	37.99
141	72620	499	141210782	02/07/2020	LOWE'S	5.69
141	72620	499	141210782	02/07/2020	LOWE'S	211.84
141	72620	499	141210782	02/07/2020	LOWE'S	8.54
141	72620	499	141210782	02/07/2020	LOWE'S	103.45
141	72620	499	141210782	02/07/2020	LOWE'S	224.53
141	72620	499	141210782	02/07/2020	LOWE'S	41.80
141	72620	499	141210782	02/07/2020	LOWE'S	378.10
141	72620	499	141210782	02/07/2020	LOWE'S	3.18
141	72620	499	141210782	02/07/2020	LOWE'S	89.42
141	72620	499	141210782	02/07/2020	LOWE'S	-37.04

		CHECK CHECK				
FND	ACCT	OBJ	NUMBER	DATE	VENDOR	AMOUNT
141	72620	499	141210782	02/07/2020	LOWE'S	121.34
141	72620	499	141210782	02/07/2020	LOWE'S	67.75
141	72620	499	141210782	02/07/2020	LOWE'S	58.01
141	72620	499	141210782	02/07/2020	LOWE'S	26.56
141	72620	499	141210782	02/07/2020	LOWE'S	66.34
141	72620	499	141210782	02/07/2020	LOWE'S	-5.76
141	72620	499	141210782	02/07/2020	LOWE'S	98.84
141	72620	499	141210782	02/07/2020	LOWE'S	31.63
141	72620	499	141210783	02/07/2020	LOWE'S	77.86
141	72620	499	141210783	02/07/2020	LOWE'S	22.71
141	72620	499	141210783	02/07/2020	LOWE'S	120.98
141	72620	499	141210783	02/07/2020	LOWE'S	205.16
141	72620	499	141210783	02/07/2020	LOWE'S	55.14
141	72620	499	141210783	02/07/2020	LOWE'S	27.16
141	72620	499	141210783	02/07/2020	LOWE'S	38.20
141	72620	499	141210783	02/07/2020	LOWE'S	16.98
141	72620	499	141210783	02/07/2020	LOWE'S	64.19
141	72620	499	141210783	02/07/2020	LOWE'S	15.16
141	72620	499	141210783	02/07/2020	LOWE'S	45.56
141	72620	499	141210783	02/07/2020	LOWE'S	37.94
141	72620	499	141210783	02/07/2020	LOWE'S	3.62
141	72620	499	141210783	02/07/2020	LOWE'S	185.44
141	72620	499	141210783	02/07/2020	LOWE'S	38.73
141	72620	499	141210783	02/07/2020	LOWE'S	122.40
141	72620	499	141210783	02/07/2020	LOWE'S	14.66
141	72620	499	141210783	02/07/2020	LOWE'S	28.49
141	72620	499	141210783	02/07/2020	LOWE'S	3.79
141	72620	499	141210783	02/07/2020	LOWE'S	82.50
141	72620	499	141210783	02/07/2020	LOWE'S	13.78
141	72620	499	141210783	02/07/2020	LOWE'S	33.24
141	72620	499	141210783	02/07/2020	LOWE'S	28.47
141	72620	499	141210783	02/07/2020	LOWE'S	51.85
141	72620	499	141210783	02/07/2020	LOWE'S	23.41
141	72620	499	141210783	02/07/2020	LOWE'S	70.80
141	72620	499	141210783	02/07/2020	LOWE'S	3.98
141	71300	718	141210784	02/07/2020	LUTTRELL, MARGARET	3,000.00
141	72610	434	141210785	02/07/2020	MARSH PROPANE	2,087.78
141	72610	434	141210785	02/07/2020	MARSH PROPANE	835.39
141	72610	434	141210785	02/07/2020	MARSH PROPANE	594.92
141	72710	424	141210786	02/07/2020	MATHESON TRI-GAS INC	58.48
141	71300	429	141210787	02/07/2020	MEDCO SUPPLY COMPANY	605.01
141	72710	453	141210788	02/07/2020	MID-SOUTH BUS CENTER	346.68
141	72210	524	141210789	02/07/2020	MOORHOUSE, CRAIG	1,699.00
141	71100	499	141210790	02/07/2020	MURPHY, JAMES	144.59
141	71100	429	141210791	02/07/2020	MUSIC IS ELEMENTARY	89.54
141	21342	000	141210792	02/07/2020	THE OMNI GROUP	100.00
141	21351	000	141210792	02/07/2020	THE OMNI GROUP	50.00
141	21355	000	141210792	02/07/2020	THE OMNI GROUP	400.00
141	21366	000	141210792	02/07/2020	THE OMNI GROUP	25.00
141	21370	000	141210792	02/07/2020	THE OMNI GROUP	45.00
141	72250	499	141210793	02/07/2020	PCM	991.68
141	72250	499	141210793	02/07/2020	PCM	794.65
141	72230	336	141210794	02/07/2020	PHILLIPS CORPORATION	247.00
141	71100	499	141210795	02/07/2020	RAMSEY, SUSAN	44.97
141	71300	429	141210796	02/07/2020	SALLY BEAUTY SUPPLY	421.30
141	71100	429	141210797	02/07/2020	SCHOLASTIC BOOK CLUB	45.51

		CHECK CHECK				
FND	ACCT	OBJ	NUMBER	DATE	VENDOR	AMOUNT
141	71100	429	141210798	02/07/2020	SCHOOL SPECIALTY INC	138.85
141	72610	399	141210799	02/07/2020	STATE OF TENNESSEE	120.00
141	21360	000	141210800	02/07/2020	TENN CHILD SUPPORT	361.84
141	71100	429	141210801	02/07/2020	TENNESSEE OFFICE SUP	23.67
141	71200	429	141210801	02/07/2020	TENNESSEE OFFICE SUP	372.08
141	71200	429	141210801	02/07/2020	TENNESSEE OFFICE SUP	253.77
141	71200	429	141210801	02/07/2020	TENNESSEE OFFICE SUP	7.76
141	72250	499	141210801	02/07/2020	TENNESSEE OFFICE SUP	4,548.00
141	21380	000	141210802	02/07/2020	THE TENNESSEE CREDIT	100.00
141	72250	399	141210803	02/07/2020	TEXTCASTER	2,995.00
141	72210	355	141210804	02/07/2020	THOMAS, ROSE	49.82
141	72710	453	141210805	02/07/2020	TRIAD FREIGHTLINER	100.36
141	72710	453	141210805	02/07/2020	TRIAD FREIGHTLINER	59.64
141	72710	453	141210805	02/07/2020	TRIAD FREIGHTLINER	119.21
141	71100	429	141210806	02/07/2020	UNITED ART AND EDUCA	287.78
141	72220	524	141210807	02/07/2020	UNIVERSITY OF TENNES	125.00
141	71300	429	141210808	02/07/2020	US POST OFFICE	110.00
141	71200	599	141210809	02/07/2020	VERIZON WIRELESS	61.36
141	72320	307	141210809	02/07/2020	VERIZON WIRELESS	2,355.84
141	72320	307	141210809	02/07/2020	VERIZON WIRELESS	120.32
141	21360	000	141210810	02/07/2020	WALKER, STEFANIE	241.70
141	72710	599	141210811	02/07/2020	WASHINGTON COUNTY CO	22.50
141	71100	429	141210812	02/07/2020	WEST MUSIC	136.44
141	72220	355	141210837	02/11/2020	ALLEN, ELLEN	77.55
141	71100	499	141210838	02/11/2020	CARNEGIE HOTEL	102.72
141	72230	355	141210839	02/11/2020	DCHS AGRICULTURE DEP	4,372.00
141	21310	000	141210840	02/11/2020	FIRST HORIZON BANK	225,620.65
141	21320	000	141210840	02/11/2020	FIRST HORIZON BANK	339,341.07
141	21325	000	141210840	02/11/2020	FIRST HORIZON BANK	79,975.62
141	21330	000	141210841	02/11/2020	GREAT WEST	46,411.16
141	72230	355	141210842	02/11/2020	HALE, CHARLES	92.59
141	72220	355	141210843	02/11/2020	IVESTER, ASHLEY	79.90
141	72220	355	141210844	02/11/2020	LOYD, KATHY	209.62
141	21342	000	141210845	02/11/2020	MASS MUTUAL FINANCIA	27.23
141	21342	000	141210845	02/11/2020	MASS MUTUAL FINANCIA	292.34
141	21342	000	141210845	02/11/2020	MASS MUTUAL FINANCIA	163.28
141	21342	000	141210845	02/11/2020	MASS MUTUAL FINANCIA	113.92
141	72220	355	141210846	02/11/2020	MAY, CAROL	92.59
141	72220	355	141210847	02/11/2020	MAY, JEREMY	117.50
141	21342	000	141210848	02/11/2020	THE OMNI GROUP	7,557.96
141	21355	000	141210848	02/11/2020	THE OMNI GROUP	1,600.00
141	21351	000	141210848	02/11/2020	THE OMNI GROUP	4,130.00
141	21357	000	141210848	02/11/2020	THE OMNI GROUP	450.00
141	21366	000	141210848	02/11/2020	THE OMNI GROUP	9,824.00
141	21370	000	141210848	02/11/2020	THE OMNI GROUP	1,033.00
141	72220	355	141210849	02/11/2020	ROSE, DONNA	49.35
141	72220	355	141210850	02/11/2020	ST JOHN, SEBRENA	40.42
141	72220	355	141210851	02/11/2020	STORIE, KAYLA	88.83
141	72220	355	141210852	02/11/2020	TEILMANN, CHRISTIE	93.06
141	21330	000	141210853	02/11/2020	TENN CONSOLIDATED RE	211.91
141	21358	000	141210853	02/11/2020	TENN CONSOLIDATED RE	4,860.50
141	21359	000	141210853	02/11/2020	TENN CONSOLIDATED RE	14,108.36
141	21330	000	141210853	02/11/2020	TENN CONSOLIDATED RE	380,995.18
141	21380	000	141210854	02/11/2020	THE TENNESSEE CREDIT	7,799.82
141	72220	355	141210855	02/11/2020	TRAINOR, THEVA	16.92
141	21360	000	141210856	02/11/2020	WASHINGTON CO GENERA	854.73

		CHECK CHECK				
FND	ACCT	OBJ	NUMBER	DATE	VENDOR	AMOUNT
141	21360	000	141210856	02/11/2020	WASHINGTON CO GENERA	851.54
141	21360	000	141210856	02/11/2020	WASHINGTON CO GENERA	427.12
141	71100	116	141210857	02/11/2020	WASHINGTON COUNTY SC	3,453.44
141	21360	000	141210858	02/11/2020	WASHINGTON CO CIRCUI	360.80
141	72710	453	141210864	02/14/2020	ADVANCE AUTO PARTS	34.95
141	72710	453	141210864	02/14/2020	ADVANCE AUTO PARTS	113.28
141	72710	453	141210864	02/14/2020	ADVANCE AUTO PARTS	100.68
141	72710	453	141210864	02/14/2020	ADVANCE AUTO PARTS	320.00
141	72710	453	141210864	02/14/2020	ADVANCE AUTO PARTS	85.56
141	72710	453	141210864	02/14/2020	ADVANCE AUTO PARTS	-58.10
141	72710	453	141210864	02/14/2020	ADVANCE AUTO PARTS	81.83
141	72710	453	141210864	02/14/2020	ADVANCE AUTO PARTS	6.02
141	72710	453	141210864	02/14/2020	ADVANCE AUTO PARTS	42.96
141	72710	453	141210864	02/14/2020	ADVANCE AUTO PARTS	47.28
141	72710	453	141210864	02/14/2020	ADVANCE AUTO PARTS	116.76
141	72710	453	141210864	02/14/2020	ADVANCE AUTO PARTS	321.36
141	72710	453	141210864	02/14/2020	ADVANCE AUTO PARTS	44.84
141	72710	453	141210864	02/14/2020	ADVANCE AUTO PARTS	3.34
141	72710	453	141210864	02/14/2020	ADVANCE AUTO PARTS	62.37
141	72710	453	141210864	02/14/2020	ADVANCE AUTO PARTS	24.78
141	72620	499	141210865	02/14/2020	AIRGAS INC, SOUTH DI	17.67
141	72620	499	141210866	02/14/2020	AJ SPORTS COMPANY	2,640.00
141	72710	330	141210867	02/14/2020	ALLY	350.54
141	72210	432	141210868	02/14/2020	AMERICAN RADIO RELAY	395.23
141	21365	000	141210869	02/14/2020	AMERICAN FIDELITY AS	490.00
141	72120	499	141210870	02/14/2020	ARCAVATE CORPORATION	495.51
141	72610	499	141210871	02/14/2020	BOBCAT OF THE MOUNTA	777.99
141	72610	499	141210872	02/14/2020	BSN SPORTS	171.11
141	71300	429	141210873	02/14/2020	BURMAX COMPANY INC	209.91
141	72320	307	141210874	02/14/2020	CENTURYLINK	125.48
141	72320	307	141210874	02/14/2020	CENTURYLINK	27.62
141	72320	307	141210874	02/14/2020	CENTURYLINK	72.18
141	72120	499	141210875	02/14/2020	CHUCKEY UTILITY DIST	268.73
141	72610	599	141210876	02/14/2020	CINTAS CORPORATION #	48.62
141	72610	599	141210876	02/14/2020	CINTAS CORPORATION #	48.62
141	72610	599	141210876	02/14/2020	CINTAS CORPORATION #	48.62
141	72610	599	141210876	02/14/2020	CINTAS CORPORATION #	48.62
141	72610	599	141210876	02/14/2020	CINTAS CORPORATION #	69.33
141	72610	599	141210876	02/14/2020	CINTAS CORPORATION #	69.33
141	72610	599	141210876	02/14/2020	CINTAS CORPORATION #	69.33
141	72610	599	141210876	02/14/2020	CINTAS CORPORATION #	69.33
141	72610	599	141210876	02/14/2020	CINTAS CORPORATION #	69.33
141	72610	599	141210876	02/14/2020	CINTAS CORPORATION #	69.33
141	72610	599	141210876	02/14/2020	CINTAS CORPORATION #	25.00
141	72610	599	141210876	02/14/2020	CINTAS CORPORATION #	25.00
141	72610	599	141210876	02/14/2020	CINTAS CORPORATION #	25.00
141	72610	599	141210876	02/14/2020	CINTAS CORPORATION #	44.45
141	72610	599	141210876	02/14/2020	CINTAS CORPORATION #	44.45
141	72610	599	141210876	02/14/2020	CINTAS CORPORATION #	44.45
141	72610	599	141210876	02/14/2020	CINTAS CORPORATION #	44.45
141	72610	599	141210876	02/14/2020	CINTAS CORPORATION #	44.45
141	72620	599	141210876	02/14/2020	CINTAS CORPORATION #	367.49
141	72710	599	141210876	02/14/2020	CINTAS CORPORATION #	161.15
141	72620	599	141210876	02/14/2020	CINTAS CORPORATION #	367.49
141	72710	599	141210876	02/14/2020	CINTAS CORPORATION #	161.15
141	72620	599	141210876	02/14/2020	CINTAS CORPORATION #	367.49
141	72710	599	141210876	02/14/2020	CINTAS CORPORATION #	161.15

		CHECK CHECK				
FND	ACCT	OBJ	NUMBER	DATE	VENDOR	AMOUNT
141	72620	599	141210876	02/14/2020	CINTAS CORPORATION #	367.49
141	72710	599	141210876	02/14/2020	CINTAS CORPORATION #	161.15
141	72610	599	141210876	02/14/2020	CINTAS CORPORATION #	25.00
141	72610	454	141210877	02/14/2020	CITY OF KINGSPORT	1,769.75
141	72610	399	141210878	02/14/2020	CONSOLIDATED ELECTRO	2,160.00
141	71100	499	141210879	02/14/2020	DCHS GRAPHIC ARTS	5.40
141	72210	524	141210879	02/14/2020	DCHS GRAPHIC ARTS	193.80
141	71100	429	141210880	02/14/2020	DISCOUNT SCHOOL SUPP	253.78
141	72210	355	141210881	02/14/2020	DUNCAN, HANNAH	5.64
141	72610	399	141210882	02/14/2020	EAST TENN SPRINKLER	1,275.00
141	72250	350	141210883	02/14/2020	ENA SERVICES LLC	5,840.00
141	72620	499	141210884	02/14/2020	ESKOLA LLC	950.00
141	72620	499	141210884	02/14/2020	ESKOLA LLC	1,970.00
141	72620	499	141210885	02/14/2020	FASTENAL	507.22
141	72620	499	141210886	02/14/2020	FERGUSON ENTERPRISES	1,649.42
141	72620	499	141210886	02/14/2020	FERGUSON ENTERPRISES	3,421.96
141	72620	499	141210886	02/14/2020	FERGUSON ENTERPRISES	106.33
141	72620	499	141210886	02/14/2020	FERGUSON ENTERPRISES	499.99
141	72620	499	141210886	02/14/2020	FERGUSON ENTERPRISES	499.99
141	72620	336	141210886	02/14/2020	FERGUSON ENTERPRISES	3,686.59
141	72620	499	141210886	02/14/2020	FERGUSON ENTERPRISES	797.88
141	72620	336	141210886	02/14/2020	FERGUSON ENTERPRISES	3,075.55
141	72610	399	141210887	02/14/2020	FLEENOR SECURITY SYS	60.00
141	72610	399	141210887	02/14/2020	FLEENOR SECURITY SYS	61.50
141	72210	432	141210888	02/14/2020	FOLLETT SCHOOL SOLUT	3,376.33
141	72210	432	141210888	02/14/2020	FOLLETT SCHOOL SOLUT	878.16
141	72210	432	141210888	02/14/2020	FOLLETT SCHOOL SOLUT	242.29
141	72250	399	141210888	02/14/2020	FOLLETT SCHOOL SOLUT	199.00
141	72210	524	141210889	02/14/2020	FOOD CITY	221.65
141	71100	429	141210890	02/14/2020	GALLOPADE INTERNATIO	286.04
141	72410	355	141210891	02/14/2020	GOOD, DANNY	241.11
141	72210	355	141210892	02/14/2020	GOUGE, STEPHANIE	10.81
141	72710	424	141210893	02/14/2020	GREENEVILLE OIL & PE	516.75
141	71100	429	141210894	02/14/2020	HEINEMANN	800.00
141	73300	355	141210895	02/14/2020	HITE, MEGAN	73.79
141	72610	410	141210896	02/14/2020	HOME DEPOT PRO	848.08
141	72610	410	141210896	02/14/2020	HOME DEPOT PRO	293.89
141	72610	410	141210896	02/14/2020	HOME DEPOT PRO	26.97
141	72610	410	141210896	02/14/2020	HOME DEPOT PRO	422.53
141	72610	410	141210896	02/14/2020	HOME DEPOT PRO	1,011.60
141	72610	410	141210896	02/14/2020	HOME DEPOT PRO	725.34
141	72610	410	141210896	02/14/2020	HOME DEPOT PRO	1,192.00
141	72610	410	141210896	02/14/2020	HOME DEPOT PRO	1,004.10
141	72610	410	141210896	02/14/2020	HOME DEPOT PRO	1,109.99
141	72610	410	141210896	02/14/2020	HOME DEPOT PRO	585.12
141	72610	410	141210896	02/14/2020	HOME DEPOT PRO	285.75
141	72610	410	141210896	02/14/2020	HOME DEPOT PRO	721.23
141	72610	410	141210896	02/14/2020	HOME DEPOT PRO	1,155.38
141	72610	410	141210896	02/14/2020	HOME DEPOT PRO	265.67
141	72610	410	141210896	02/14/2020	HOME DEPOT PRO	709.26
141	72610	410	141210896	02/14/2020	HOME DEPOT PRO	665.20
141	72610	410	141210896	02/14/2020	HOME DEPOT PRO	183.59
141	72610	410	141210896	02/14/2020	HOME DEPOT PRO	405.02
141	72620	499	141210896	02/14/2020	HOME DEPOT PRO	3,000.36
141	21351	000	141210897	02/14/2020	HORACE MANN INSURANC	530.00
141	21351	000	141210897	02/14/2020	HORACE MANN INSURANC	410.60

		CHECK CHECK				
FND	ACCT	OBJ	NUMBER	DATE	VENDOR	AMOUNT
141	71100	499	141210898	02/14/2020	HUDSON, DAVID	2,000.00
141	71100	499	141210899	02/14/2020	HUDSON, DAVID	225.60
141	72320	435	141210900	02/14/2020	HUNGATE BUSINESS SER	220.00
141	72710	453	141210901	02/14/2020	INTERSTATE BATTERY S	414.75
141	72810	499	141210902	02/14/2020	JOHNSON CITY TRANSIT	150.00
141	72210	524	141210903	02/14/2020	KYTE, KARLA	13.00
141	71100	429	141210904	02/14/2020	LAKESHORE LEARNING M	413.90
141	71100	429	141210904	02/14/2020	LAKESHORE LEARNING M	-48.99
141	71100	429	141210904	02/14/2020	LAKESHORE LEARNING M	196.48
141	73300	355	141210905	02/14/2020	LANE, TINA	81.78
141	72610	399	141210906	02/14/2020	LEO'S PEST CONTROL	125.00
141	72610	399	141210906	02/14/2020	LEO'S PEST CONTROL	100.00
141	72610	399	141210906	02/14/2020	LEO'S PEST CONTROL	30.00
141	72610	399	141210906	02/14/2020	LEO'S PEST CONTROL	100.00
141	72610	399	141210906	02/14/2020	LEO'S PEST CONTROL	90.00
141	72610	399	141210906	02/14/2020	LEO'S PEST CONTROL	150.00
141	72610	399	141210906	02/14/2020	LEO'S PEST CONTROL	60.00
141	72210	355	141210907	02/14/2020	MCKINNEY, TWANA	67.49
141	72610	499	141210908	02/14/2020	MEADE TRACTOR	232.76
141	72220	399	141210909	02/14/2020	MINI MIRACLES THERAP	7,297.50
141	72220	399	141210909	02/14/2020	MINI MIRACLES THERAP	795.00
141	72620	499	141210910	02/14/2020	MIZE FARM & GARDEN S	214.88
141	72620	499	141210911	02/14/2020	MODERN SUPPLY	372.85
141	72210	524	141210912	02/14/2020	MOORHOUSE, CRAIG	270.72
141	72510	499	141210913	02/14/2020	NELCO	778.60
141	72250	499	141210914	02/14/2020	NewEgg Business	139.80
141	72210	355	141210915	02/14/2020	OGLE, JOSH	259.44
141	72610	499	141210916	02/14/2020	OLDE TOWNE SMALL ENG	33.95
141	72610	499	141210916	02/14/2020	OLDE TOWNE SMALL ENG	780.62
141	72250	499	141210917	02/14/2020	ONE DIVERSIFIED AV C	279.90
141	21340	000	141210918	02/14/2020	PAY FLEX	15,166.66
141	21348	000	141210918	02/14/2020	PAY FLEX	8,735.00
141	72210	499	141210919	02/14/2020	PCM	1,407.55
141	72210	499	141210919	02/14/2020	PCM	294.10
141	72320	348	141210920	02/14/2020	PITNEY BOWES PURCHAS	2,000.00
141	72210	336	141210921	02/14/2020	POWERWERX	968.22
141	72220	499	141210922	02/14/2020	QUALITY TROPHY & ENG	13.00
141	72210	499	141210922	02/14/2020	QUALITY TROPHY & ENG	78.00
141	72620	499	141210923	02/14/2020	QUIK CLEANERS	14.75
141	72620	499	141210923	02/14/2020	QUIK CLEANERS	117.25
141	72620	499	141210923	02/14/2020	QUIK CLEANERS	42.25
141	71100	429	141210924	02/14/2020	QUILL LLC	255.12
141	71100	429	141210924	02/14/2020	QUILL LLC	255.12
141	72250	499	141210924	02/14/2020	QUILL LLC	138.56
141	72250	499	141210924	02/14/2020	QUILL LLC	105.29
141	72250	499	141210924	02/14/2020	QUILL LLC	579.12
141	71200	429	141210925	02/14/2020	REALLY GOOD STUFF	95.95
141	72320	399	141210926	02/14/2020	RICOH USA, INC	5,163.17
141	72320	399	141210926	02/14/2020	RICOH USA, INC	520.69
141	71300	429	141210927	02/14/2020	ROCKLER WOODWORKING	718.99
141	71100	429	141210928	02/14/2020	SCHOLASTIC INC	36.77
141	71100	429	141210928	02/14/2020	SCHOLASTIC INC	97.79
141	72610	599	141210929	02/14/2020	SHARE CORPORATION	2,629.53
141	72610	599	141210929	02/14/2020	SHARE CORPORATION	999.75
141	72620	499	141210930	02/14/2020	SHERWIN WILLIAMS	93.71
141	72620	499	141210930	02/14/2020	SHERWIN WILLIAMS	682.08

		CHECK CHECK				
FND	ACCT	OBJ	NUMBER	DATE	VENDOR	AMOUNT
141	72620	499	141210930	02/14/2020	SHERWIN WILLIAMS	117.45
141	72610	499	141210931	02/14/2020	SITE ONE LANDSCAPE S	966.22
141	21344	000	141210932	02/14/2020	SPANGLER, LYNN	541.69
141	72620	599	141210933	02/14/2020	TEG ENTERPRISES	62.40
141	71100	217	141210934	02/14/2020	TENN CONSOLIDATED RE	9,022.84
141	72620	499	141210935	02/14/2020	TMS SOUTH	716.28
141	72620	499	141210935	02/14/2020	TMS SOUTH	278.25
141	72620	499	141210935	02/14/2020	TMS SOUTH	278.25
141	72620	499	141210936	02/14/2020	TRANE COMPANY	301.02
141	72620	499	141210936	02/14/2020	TRANE COMPANY	1,162.71
141	72620	499	141210936	02/14/2020	TRANE COMPANY	845.42
141	72620	499	141210936	02/14/2020	TRANE COMPANY	2,822.51
141	72620	499	141210936	02/14/2020	TRANE COMPANY	835.56
141	72620	499	141210937	02/14/2020	TRI CITY MOWER & SAW	359.94
141	72610	499	141210937	02/14/2020	TRI CITY MOWER & SAW	328.02
141	72610	499	141210937	02/14/2020	TRI CITY MOWER & SAW	67.38
141	72610	499	141210937	02/14/2020	TRI CITY MOWER & SAW	269.71
141	72610	499	141210937	02/14/2020	TRI CITY MOWER & SAW	24.50
141	72610	499	141210937	02/14/2020	TRI CITY MOWER & SAW	62.45
141	72610	499	141210937	02/14/2020	TRI CITY MOWER & SAW	33.99
141	72610	499	141210937	02/14/2020	TRI CITY MOWER & SAW	180.03
141	72620	499	141210938	02/14/2020	UNITED RENTALS	345.00
141	72620	499	141210938	02/14/2020	UNITED RENTALS	444.00
141	72620	499	141210938	02/14/2020	UNITED RENTALS	226.06
141	72620	499	141210939	02/14/2020	UNITED REFRIGERATION	854.40
141	72620	499	141210939	02/14/2020	UNITED REFRIGERATION	551.64
141	72620	499	141210939	02/14/2020	UNITED REFRIGERATION	602.05
141	21349	000	141210940	02/14/2020	UNITED WAY OF WASH C	92.00
141	72610	499	141210941	02/14/2020	VALLEY EQUIPMENT CO	80.00
141	21340	000	141210942	02/14/2020	WASHINGTON COUNTY IN	521,905.81
141	21348	000	141210942	02/14/2020	WASHINGTON COUNTY IN	147,612.20
141	73100	207	141210942	02/14/2020	WASHINGTON COUNTY IN	39,131.10
141	72610	499	141210943	02/14/2020	WASHINGTON FARMERS C	57.33
141	72610	499	141210943	02/14/2020	WASHINGTON FARMERS C	-3.36
141	72610	499	141210943	02/14/2020	WASHINGTON FARMERS C	158.00
141	72610	499	141210943	02/14/2020	WASHINGTON FARMERS C	171.98
141	72610	499	141210943	02/14/2020	WASHINGTON FARMERS C	498.93
141	71100	429	141210944	02/14/2020	WEST MUSIC	144.40
141	71100	429	141210944	02/14/2020	WEST MUSIC	239.99
141	72620	499	141210945	02/14/2020	WILLIAMS ELECTRIC SU	914.02
141	72620	499	141210945	02/14/2020	WILLIAMS ELECTRIC SU	929.48
141	72620	499	141210945	02/14/2020	WILLIAMS ELECTRIC SU	980.11
141	72620	499	141210945	02/14/2020	WILLIAMS ELECTRIC SU	2,419.00
141	72620	499	141210946	02/14/2020	WM. S. TRIMBLE COMPA	1,655.00
141	72210	355	141210947	02/21/2020	AKIN, JACOB	119.85
141	21343	000	141210948	02/21/2020	AMERICAN FIDELITY AS	47,760.55
141	71100	429	141210949	02/21/2020	APPERSON	648.81
141	72610	434	141210950	02/21/2020	ATMOS ENERGY	477.37
141	72610	434	141210950	02/21/2020	ATMOS ENERGY	391.61
141	72610	434	141210950	02/21/2020	ATMOS ENERGY	446.41
141	72610	434	141210950	02/21/2020	ATMOS ENERGY	1,009.67
141	72610	434	141210950	02/21/2020	ATMOS ENERGY	720.34
141	72610	434	141210950	02/21/2020	ATMOS ENERGY	884.42
141	72610	434	141210950	02/21/2020	ATMOS ENERGY	1,004.09
141	72610	434	141210950	02/21/2020	ATMOS ENERGY	39.00
141	72610	434	141210950	02/21/2020	ATMOS ENERGY	2,576.10

		CHECK CHECK				
FND	ACCT	OBJ	NUMBER	DATE	VENDOR	AMOUNT
141	72610	434	141210950	02/21/2020	ATMOS ENERGY	2,822.10
141	72210	336	141210951	02/21/2020	B&H PHOTO-VIDEO	78.35
141	72710	399	141210952	02/21/2020	BLUE WATER INDUSTRIE	168.80
141	72620	499	141210952	02/21/2020	BLUE WATER INDUSTRIE	1,235.49
141	72710	399	141210952	02/21/2020	BLUE WATER INDUSTRIE	225.43
141	72710	399	141210952	02/21/2020	BLUE WATER INDUSTRIE	151.24
141	71100	429	141210953	02/21/2020	BOONES CREEK ELEMENT	2,778.02
141	72710	425	141210954	02/21/2020	BREWER, JERRY	20.00
141	72610	415	141210955	02/21/2020	BRIGHT RIDGE	9,972.01
141	72610	415	141210955	02/21/2020	BRIGHT RIDGE	3,170.51
141	72610	415	141210955	02/21/2020	BRIGHT RIDGE	2,863.70
141	72610	415	141210955	02/21/2020	BRIGHT RIDGE	11,494.67
141	72610	415	141210955	02/21/2020	BRIGHT RIDGE	2,986.12
141	72610	415	141210955	02/21/2020	BRIGHT RIDGE	13,105.10
141	72610	415	141210955	02/21/2020	BRIGHT RIDGE	5,939.76
141	72610	415	141210955	02/21/2020	BRIGHT RIDGE	10,962.63
141	72610	415	141210955	02/21/2020	BRIGHT RIDGE	9,162.50
141	72610	415	141210955	02/21/2020	BRIGHT RIDGE	7,425.16
141	72610	415	141210955	02/21/2020	BRIGHT RIDGE	11,372.96
141	72610	415	141210955	02/21/2020	BRIGHT RIDGE	7,017.39
141	72610	415	141210955	02/21/2020	BRIGHT RIDGE	8,953.67
141	72610	415	141210955	02/21/2020	BRIGHT RIDGE	10,115.72
141	72610	415	141210955	02/21/2020	BRIGHT RIDGE	28,874.11
141	72610	415	141210955	02/21/2020	BRIGHT RIDGE	30,535.71
141	72610	415	141210955	02/21/2020	BRIGHT RIDGE	14,440.89
141	72250	499	141210956	02/21/2020	CDW GOVERNMENT, INC	1,881.62
141	72250	499	141210956	02/21/2020	CDW GOVERNMENT, INC	1,449.83
141	72250	499	141210956	02/21/2020	CDW GOVERNMENT, INC	10,740.00
141	72250	499	141210956	02/21/2020	CDW GOVERNMENT, INC	1,470.00
141	72250	499	141210956	02/21/2020	CDW GOVERNMENT, INC	54.24
141	72250	499	141210956	02/21/2020	CDW GOVERNMENT, INC	-330.24
141	72610	399	141210957	02/21/2020	CHEM-AQUA INC	1,332.62
141	71100	499	141210958	02/21/2020	DANIEL BOONE HIGH SC	486.71
141	71100	429	141210958	02/21/2020	DANIEL BOONE HIGH SC	1,896.25
141	71100	429	141210958	02/21/2020	DANIEL BOONE HIGH SC	4,303.75
141	71100	499	141210959	02/21/2020	DAVID CROCKETT HIGH	287.02
141	71100	499	141210960	02/21/2020	DBHS LIBRARY FUND	895.62
141	72230	355	141210961	02/21/2020	DCHS FCCLA DEPT	3,042.00
141	72230	355	141210962	02/21/2020	DCHS HEALTH SCIENCE	1,885.00
141	72210	432	141210963	02/21/2020	DEMCO	399.23
141	72210	432	141210963	02/21/2020	DEMCO	563.78
141	73300	599	141210964	02/21/2020	ENA SERVICES LLC	103.82
141	72320	307	141210964	02/21/2020	ENA SERVICES LLC	276.60
141	72320	307	141210964	02/21/2020	ENA SERVICES LLC	405.36
141	72320	307	141210964	02/21/2020	ENA SERVICES LLC	609.51
141	72320	307	141210964	02/21/2020	ENA SERVICES LLC	513.23
141	72320	307	141210964	02/21/2020	ENA SERVICES LLC	186.50
141	72320	307	141210964	02/21/2020	ENA SERVICES LLC	307.24
141	72320	307	141210964	02/21/2020	ENA SERVICES LLC	238.64
141	72320	307	141210964	02/21/2020	ENA SERVICES LLC	231.91
141	72320	307	141210964	02/21/2020	ENA SERVICES LLC	201.14
141	72320	307	141210964	02/21/2020	ENA SERVICES LLC	227.54
141	72320	307	141210964	02/21/2020	ENA SERVICES LLC	239.53
141	72320	307	141210964	02/21/2020	ENA SERVICES LLC	421.06
141	72320	307	141210964	02/21/2020	ENA SERVICES LLC	204.12
141	72320	307	141210964	02/21/2020	ENA SERVICES LLC	204.98

		CHECK CHECK				
FND	ACCT	OBJ	NUMBER	DATE	VENDOR	AMOUNT
141	72710	307	141210964	02/21/2020	ENA SERVICES LLC	55.32
141	72620	307	141210964	02/21/2020	ENA SERVICES LLC	236.98
141	72320	307	141210964	02/21/2020	ENA SERVICES LLC	467.01
141	72320	307	141210964	02/21/2020	ENA SERVICES LLC	221.94
141	72320	307	141210964	02/21/2020	ENA SERVICES LLC	906.64
141	71100	399	141210965	02/21/2020	ETSU UNIVERSITY SCHO	385,138.16
141	21310	000	141210966	02/21/2020	FIRST HORIZON BANK	9,803.74
141	21320	000	141210966	02/21/2020	FIRST HORIZON BANK	15,625.81
141	21325	000	141210966	02/21/2020	FIRST HORIZON BANK	3,715.85
141	72210	432	141210967	02/21/2020	FOLLETT SCHOOL SOLUT	810.54
141	72320	399	141210968	02/21/2020	GREAT AMERICA FINANC	169.98
141	72210	524	141210969	02/21/2020	HILTON GARDEN INN NA	966.52
141	72250	499	141210970	02/21/2020	IPEVO INC	990.00
141	72610	454	141210971	02/21/2020	JOHNSON CITY UTILITY	443.82
141	72610	454	141210971	02/21/2020	JOHNSON CITY UTILITY	1,633.67
141	72610	454	141210971	02/21/2020	JOHNSON CITY UTILITY	2,070.75
141	72610	454	141210971	02/21/2020	JOHNSON CITY UTILITY	4,102.20
141	72610	359	141210971	02/21/2020	JOHNSON CITY UTILITY	739.00
141	72610	359	141210971	02/21/2020	JOHNSON CITY UTILITY	769.00
141	72610	359	141210971	02/21/2020	JOHNSON CITY UTILITY	259.00
141	72610	359	141210971	02/21/2020	JOHNSON CITY UTILITY	224.50
141	72610	359	141210971	02/21/2020	JOHNSON CITY UTILITY	374.56
141	72610	359	141210971	02/21/2020	JOHNSON CITY UTILITY	222.33
141	72610	359	141210971	02/21/2020	JOHNSON CITY UTILITY	212.32
141	72610	359	141210971	02/21/2020	JOHNSON CITY UTILITY	80.50
141	72610	359	141210971	02/21/2020	JOHNSON CITY UTILITY	21.61
141	72610	454	141210971	02/21/2020	JOHNSON CITY UTILITY	2,054.05
141	72610	454	141210971	02/21/2020	JOHNSON CITY UTILITY	591.71
141	72610	359	141210971	02/21/2020	JOHNSON CITY UTILITY	6,648.00
141	72610	359	141210972	02/21/2020	JONESBOROUGH WATER D	570.00
141	72610	454	141210972	02/21/2020	JONESBOROUGH WATER D	478.13
141	72610	359	141210972	02/21/2020	JONESBOROUGH WATER D	120.00
141	72610	454	141210972	02/21/2020	JONESBOROUGH WATER D	62.78
141	72610	454	141210972	02/21/2020	JONESBOROUGH WATER D	361.32
141	72610	359	141210972	02/21/2020	JONESBOROUGH WATER D	330.00
141	72610	454	141210972	02/21/2020	JONESBOROUGH WATER D	74.03
141	72610	454	141210972	02/21/2020	JONESBOROUGH WATER D	16.50
141	72610	454	141210972	02/21/2020	JONESBOROUGH WATER D	120.66
141	72610	359	141210972	02/21/2020	JONESBOROUGH WATER D	570.00
141	72610	454	141210972	02/21/2020	JONESBOROUGH WATER D	522.23
141	72610	454	141210972	02/21/2020	JONESBOROUGH WATER D	537.85
141	72410	355	141210973	02/21/2020	KITE, JOSH	172.96
141	72250	499	141210974	02/21/2020	MCKINNEY, TWANA	32.44
141	72710	399	141210975	02/21/2020	MILLER TRUCKING	260.00
141	72220	355	141210976	02/21/2020	MOLL, ALYCIA	109.98
141	72620	701	141210977	02/21/2020	MUSCO SPORTS LIGHTIN	32,756.40
141	72610	399	141210978	02/21/2020	NORTON'S PEST CONTRO	100.00
141	71100	429	141210979	02/21/2020	OFFICE DEPOT	66.34
141	71100	429	141210979	02/21/2020	OFFICE DEPOT	-1.11
141	71100	429	141210979	02/21/2020	OFFICE DEPOT	98.70
141	71100	429	141210979	02/21/2020	OFFICE DEPOT	16.79
141	71100	429	141210979	02/21/2020	OFFICE DEPOT	82.96
141	71100	429	141210979	02/21/2020	OFFICE DEPOT	53.89
141	71100	429	141210979	02/21/2020	OFFICE DEPOT	146.69
141	71100	429	141210979	02/21/2020	OFFICE DEPOT	144.23
141	21342	000	141210980	02/21/2020	THE OMNI GROUP	100.00

		CHECK CHECK				
FND	ACCT	OBJ	NUMBER	DATE	VENDOR	AMOUNT
141	21351	000	141210980	02/21/2020	THE OMNI GROUP	50.00
141	21355	000	141210980	02/21/2020	THE OMNI GROUP	400.00
141	21366	000	141210980	02/21/2020	THE OMNI GROUP	150.00
141	21370	000	141210980	02/21/2020	THE OMNI GROUP	57.00
141	72250	499	141210981	02/21/2020	PCM	4,143.38
141	71300	429	141210981	02/21/2020	PCM	235.04
141	71300	429	141210982	02/21/2020	PENN STATE INDUSTRIE	286.05
141	72610	328	141210983	02/21/2020	PREMIERE BUILDING MA	5,285.25
141	72610	328	141210983	02/21/2020	PREMIERE BUILDING MA	5,822.48
141	72610	328	141210983	02/21/2020	PREMIERE BUILDING MA	3,397.42
141	72610	328	141210983	02/21/2020	PREMIERE BUILDING MA	5,307.39
141	72610	328	141210983	02/21/2020	PREMIERE BUILDING MA	4,555.12
141	72610	328	141210983	02/21/2020	PREMIERE BUILDING MA	5,525.34
141	72610	328	141210983	02/21/2020	PREMIERE BUILDING MA	4,161.20
141	72610	328	141210983	02/21/2020	PREMIERE BUILDING MA	4,113.70
141	72610	328	141210983	02/21/2020	PREMIERE BUILDING MA	12,530.10
141	72610	328	141210983	02/21/2020	PREMIERE BUILDING MA	12,530.10
141	72610	328	141210983	02/21/2020	PREMIERE BUILDING MA	5,836.02
141	71100	429	141210984	02/21/2020	QUILL LLC	32.37
141	72250	499	141210984	02/21/2020	QUILL LLC	360.69
141	72250	499	141210984	02/21/2020	QUILL LLC	539.16
141	71100	429	141210984	02/21/2020	QUILL LLC	12.86
141	71100	429	141210984	02/21/2020	QUILL LLC	11.32
141	71100	429	141210984	02/21/2020	QUILL LLC	87.62
141	71100	429	141210984	02/21/2020	QUILL LLC	284.19
141	71100	429	141210984	02/21/2020	QUILL LLC	38.68
141	72210	499	141210984	02/21/2020	QUILL LLC	326.07
141	72250	499	141210984	02/21/2020	QUILL LLC	634.50
141	72250	499	141210984	02/21/2020	QUILL LLC	105.29
141	72250	499	141210984	02/21/2020	QUILL LLC	289.13
141	72250	499	141210984	02/21/2020	QUILL LLC	690.15
141	72250	499	141210984	02/21/2020	QUILL LLC	176.21
141	72250	499	141210984	02/21/2020	QUILL LLC	17.99
141	72250	499	141210984	02/21/2020	QUILL LLC	681.94
141	72250	499	141210984	02/21/2020	QUILL LLC	446.04
141	72250	499	141210984	02/21/2020	QUILL LLC	556.98
141	72250	499	141210985	02/21/2020	SHIELDS ELECTRONICS	85.00
141	72250	499	141210985	02/21/2020	SHIELDS ELECTRONICS	237.77
141	72120	599	141210986	02/21/2020	SHOE CARNIVAL INC	362.04
141	72120	599	141210986	02/21/2020	SHOE CARNIVAL INC	736.84
141	72120	599	141210986	02/21/2020	SHOE CARNIVAL INC	122.47
141	72310	599	141210987	02/21/2020	SHRED A WAY	40.00
141	72310	599	141210987	02/21/2020	SHRED A WAY	40.00
141	71200	429	141210988	02/21/2020	SUPER DUPER PUBLICAT	197.70
141	21360	000	141210989	02/21/2020	TENN CHILD SUPPORT	361.84
141	71100	499	141210990	02/21/2020	TENN SCHOOL BOARDS A	272.00
141	72210	432	141210991	02/21/2020	TENNESSEE OFFICE SUP	82.77
141	72410	499	141210991	02/21/2020	TENNESSEE OFFICE SUP	45.98
141	72210	432	141210991	02/21/2020	TENNESSEE OFFICE SUP	373.58
141	72320	435	141210991	02/21/2020	TENNESSEE OFFICE SUP	49.59
141	72320	435	141210991	02/21/2020	TENNESSEE OFFICE SUP	33.62
141	72320	435	141210991	02/21/2020	TENNESSEE OFFICE SUP	-26.02
141	72620	499	141210991	02/21/2020	TENNESSEE OFFICE SUP	698.00
141	21380	000	141210992	02/21/2020	THE TENNESSEE CREDIT	100.00
141	72250	355	141210993	02/21/2020	TENNESSEE ATTENDANCE	170.00
141	72250	355	141210993	02/21/2020	TENNESSEE ATTENDANCE	170.00

		CHECK CHECK				
FND	ACCT	OBJ	NUMBER	DATE	VENDOR	AMOUNT
141	72620	499	141210994	02/21/2020	UNITED RENTALS	3,488.83
141	72620	499	141210994	02/21/2020	UNITED RENTALS	199.94
141	72210	524	141210995	02/21/2020	WASHINGTON COUNTY FO	320.00
141	72710	453	141211011	02/28/2020	ACE AUTO GLASS	260.00
141	72710	330	141211012	02/28/2020	ALLY	315.02
141	73300	499	141211013	02/28/2020	AMERICAN RED CROSS	60.00
141	71300	429	141211014	02/28/2020	AWARDS UNLIMITED	296.96
141	71100	499	141211015	02/28/2020	BOONES CREEK ELEMENT	2,482.70
141	71100	299	141211016	02/28/2020	BROWN, JOSEPHINE	135.00
141	72610	499	141211017	02/28/2020	BSN SPORTS	2,638.44
141	72250	399	141211018	02/28/2020	CENTURY LINK	250.00
141	72250	399	141211018	02/28/2020	CENTURY LINK	962.50
141	21339	000	141211019	02/28/2020	CHLIC	32,370.91
141	21353	000	141211019	02/28/2020	CHLIC	7,325.08
141	71100	299	141211019	02/28/2020	CHLIC	1,540.70
141	71100	429	141211020	02/28/2020	CIVILIAN MARKMANSHIP	438.00
141	71100	299	141211021	02/28/2020	COMBS, LANDON	135.00
141	72320	399	141211022	02/28/2020	COMCAST	76.21
141	71100	299	141211023	02/28/2020	CROWE, MARY	135.00
141	72610	399	141211024	02/28/2020	CRYSTAL SPRINGS	68.81
141	72230	355	141211025	02/28/2020	DBHS COSMETOLOGY DEP	1,244.00
141	72230	355	141211026	02/28/2020	DBHS ELECTRICITY DEP	465.00
141	72230	355	141211027	02/28/2020	DBHS HEALTH SCIENCE	3,029.00
141	72230	355	141211028	02/28/2020	DCHS HEALTH SCIENCE	2,211.00
141	72110	355	141211029	02/28/2020	EMBASSY SUITES	535.28
141	72620	499	141211030	02/28/2020	ES DOCKERY, INC	734.40
141	72620	499	141211031	02/28/2020	ESKOLA LLC	1,035.00
141	72620	499	141211031	02/28/2020	ESKOLA LLC	1,861.00
141	72620	499	141211031	02/28/2020	ESKOLA LLC	946.00
141	71100	429	141211032	02/28/2020	FLAGHOUSE INC	199.66
141	71100	429	141211032	02/28/2020	FLAGHOUSE INC	274.23
141	71100	299	141211033	02/28/2020	KELLEY, AMY	135.00
141	72210	524	141211034	02/28/2020	KIERNAN, SUSAN	64.00
141	72210	524	141211034	02/28/2020	KIERNAN, SUSAN	26.00
141	72210	524	141211034	02/28/2020	KIERNAN, SUSAN	126.00
141	72210	524	141211034	02/28/2020	KIERNAN, SUSAN	282.00
141	72120	355	141211035	02/28/2020	LANE, PATRICIA	114.00
141	72610	434	141211036	02/28/2020	MARSH PROPANE	671.37
141	72610	434	141211036	02/28/2020	MARSH PROPANE	246.03
141	72610	434	141211036	02/28/2020	MARSH PROPANE	1,219.03
141	72610	434	141211036	02/28/2020	MARSH PROPANE	475.38
141	72510	355	141211037	02/28/2020	MASTERS, PAUL	30.55
141	72320	355	141211038	02/28/2020	MONEY, JEANA	15.98
141	72110	355	141211039	02/28/2020	MURPHY, JAMES	126.00
141	72110	355	141211039	02/28/2020	MURPHY, JAMES	282.00
141	72130	499	141211040	02/28/2020	NATIONAL CENTER FOR	103.30
141	71200	206	141211041	02/28/2020	AMERICAN UNITED LIFE	878.83
141	71300	206	141211041	02/28/2020	AMERICAN UNITED LIFE	435.00
141	72110	206	141211041	02/28/2020	AMERICAN UNITED LIFE	22.00
141	72120	206	141211041	02/28/2020	AMERICAN UNITED LIFE	181.00
141	72130	206	141211041	02/28/2020	AMERICAN UNITED LIFE	243.00
141	72210	206	141211041	02/28/2020	AMERICAN UNITED LIFE	350.00
141	72220	206	141211041	02/28/2020	AMERICAN UNITED LIFE	151.50
141	72230	206	141211041	02/28/2020	AMERICAN UNITED LIFE	22.00
141	72320	206	141211041	02/28/2020	AMERICAN UNITED LIFE	78.50
141	72410	206	141211041	02/28/2020	AMERICAN UNITED LIFE	651.00

		CHECK CHECK				
FND	ACCT	OBJ	NUMBER	DATE	VENDOR	AMOUNT
141	72510	206	141211041	02/28/2020	AMERICAN UNITED LIFE	30.00
141	72610	206	141211041	02/28/2020	AMERICAN UNITED LIFE	347.50
141	72620	206	141211041	02/28/2020	AMERICAN UNITED LIFE	140.50
141	72710	206	141211041	02/28/2020	AMERICAN UNITED LIFE	224.26
141	72810	206	141211041	02/28/2020	AMERICAN UNITED LIFE	7.60
141	73100	206	141211041	02/28/2020	AMERICAN UNITED LIFE	164.70
141	72250	206	141211041	02/28/2020	AMERICAN UNITED LIFE	163.00
141	21354	000	141211041	02/28/2020	AMERICAN UNITED LIFE	5,351.94
141	71100	299	141211041	02/28/2020	AMERICAN UNITED LIFE	453.00
141	71100	499	141211042	02/28/2020	PIONEER PANTRY	400.00
141	71300	429	141211043	02/28/2020	POCKET NURSE	443.54
141	71300	429	141211043	02/28/2020	POCKET NURSE	28.56
141	72210	432	141211044	02/28/2020	REALLY GOOD STUFF	675.87
141	71100	429	141211044	02/28/2020	REALLY GOOD STUFF	80.06
141	71100	429	141211044	02/28/2020	REALLY GOOD STUFF	99.31
141	72320	399	141211045	02/28/2020	RICOH USA INC	197.02
141	72410	599	141211046	02/28/2020	RIDDELL ALL AMERICAN	2,325.09
141	72810	499	141211047	02/28/2020	SAM'S CLUB DIRECT	476.30
141	72120	499	141211047	02/28/2020	SAM'S CLUB DIRECT	342.10
141	72120	499	141211047	02/28/2020	SAM'S CLUB DIRECT	261.46
141	73300	422	141211047	02/28/2020	SAM'S CLUB DIRECT	181.60
141	73300	422	141211047	02/28/2020	SAM'S CLUB DIRECT	143.68
141	73300	422	141211047	02/28/2020	SAM'S CLUB DIRECT	63.76
141	71100	429	141211048	02/28/2020	SCHOLASTIC MAGAZINES	112.07
141	72610	599	141211049	02/28/2020	SHARE CORPORATION	998.50
141	72610	599	141211049	02/28/2020	SHARE CORPORATION	2,603.19
141	72620	499	141211049	02/28/2020	SHARE CORPORATION	401.44
141	72610	399	141211050	02/28/2020	STATE OF TENNESSEE	120.00
141	72620	701	141211051	02/28/2020	STRATEGIC EQUIPMENT	561.84
141	71100	429	141211052	02/28/2020	STUDIES WEEKLY	130.05
141	71100	499	141211053	02/28/2020	SWEETWATER	799.00
141	71100	499	141211053	02/28/2020	SWEETWATER	1,099.00
141	71100	429	141211054	02/28/2020	TEACHERS SYNERGY, LL	99.00
141	72110	355	141211055	02/28/2020	TENN DEPT OF EDUCATI	155.00
141	72110	355	141211056	02/28/2020	TENNESSEE ATTENDANCE	510.00
141	72620	499	141211057	02/28/2020	TMS SOUTH	198.67
141	72620	499	141211057	02/28/2020	TMS SOUTH	988.44
141	71100	210	141211058	02/28/2020	TN DEPT OF LABOR & W	91.71
141	21356	000	141211059	02/28/2020	TRUSTMARK SOLUTIONS	2,807.52
141	71100	299	141211059	02/28/2020	TRUSTMARK SOLUTIONS	51.05
141	71100	429	141211060	02/28/2020	TWIST OFFICE PARTNER	57.45
141	72610	399	141211061	02/28/2020	VALLEY PROTEINS	300.00
141	72610	399	141211061	02/28/2020	VALLEY PROTEINS	600.00
141	72120	355	141211062	02/28/2020	WAGNER, KELLY	114.00
141	73300	499	141211063	02/28/2020	WAL-MART COMMUNITY	155.33
141	72120	399	141211064	02/28/2020	WASHINGTON COUNTY HE	74.32
141	72120	399	141211064	02/28/2020	WASHINGTON COUNTY HE	74.32
141	71300	429	141211065	02/28/2020	WESTEL GREENHOUSE, L	337.75
141	72610	399	141211066	02/28/2020	WINGFIELD ENVIRONMEN	665.00
141	72620	499	141211067	02/28/2020	WM. S. TRIMBLE COMPA	1,090.00

Totals for checks 3,103,014.35

FUND SUMMARY

<u>FUND</u>	<u>DESCRIPTION</u>	<u>BALANCE SHEET</u>	<u>REVENUE</u>	<u>EXPENSE</u>	<u>TOTAL</u>
141	GENERAL PURPOSE SCHOOL	1,988,913.14	0.00	1,114,101.21	3,103,014.35
***	Fund Summary Totals ***	1,988,913.14	0.00	1,114,101.21	3,103,014.35

***** End of report *****

Fnd T Acct	Obj Prj Loc	Prg Description	2019-20 Budget	February 2019-20 Monthly Activity	2019-20 FYTD Activity	Encumbered Amount	Unexpended Balance - YTD Act	2019-20 FYTD %
71100		REGULAR INSTRUCTION						
141 E 71100	116 000 000000	REGULAR TEACHERS	22,238,261.00	1,766,486.96	10,829,691.67	0.00	11,408,569.33	48.70
141 E 71100	117 000 000000	CAREER LADDER PROGRAM	107,865.00	0.00	38,862.20	0.00	69,002.80	36.03
141 E 71100	127 000 000000	CAREER LADDER EXTENDED CONTRAC	0.00	0.00	0.00	0.00	0.00	0.00
141 E 71100	128 000 000000	HOMEBOUND TEACHERS	15,300.00	1,175.00	4,655.00	0.00	10,645.00	30.42
141 E 71100	163 000 000000	EDUCATIONAL ASSISTANTS	1,300,459.00	110,031.23	625,520.76	0.00	674,938.24	48.10
141 E 71100	195 000 000000	CERTIFIED SUBSTITUTE TEACHERS	170,000.00	17,812.85	133,564.76	0.00	36,435.24	78.57
141 E 71100	198 000 000000	NON-CERTIFIED SUBSTITUTE TEACH	262,000.00	31,290.00	198,974.80	0.00	63,025.20	75.94
141 E 71100	201 000 000000	SOCIAL SECURITY	1,443,886.00	111,438.71	679,357.97	0.00	764,528.03	47.05
141 E 71100	201 000 000000		0.00	0.00	0.00	0.00	0.00	0.00
141 E 71100	204 000 000000	STATE RETIREMENT	2,406,105.00	188,813.42	1,154,096.95	0.00	1,252,008.05	47.97
141 E 71100	206 000 000000	LIFE INSURANCE	15,000.00	0.00	15,000.00	0.00	0.00	100.00
141 E 71100	207 000 000000	MEDICAL INSURANCE	4,151,587.00	376,430.82	2,204,406.66	0.00	1,947,180.34	53.10
141 E 71100	210 000 000000	UNEMPLOYMENT COMPENSATION	32,000.00	91.71	11,363.15	0.00	20,636.85	35.51
141 E 71100	212 000 000000	EMPLOYER MEDICARE	349,377.00	26,403.76	161,116.30	0.00	188,260.70	46.12
141 E 71100	212 000 000000		0.00	0.00	0.00	0.00	0.00	0.00
141 E 71100	217 000 000000	RETIREMENT-HYBRID STABILIZATIO	96,000.00	9,022.84	45,577.88	0.00	50,422.12	47.48
141 E 71100	299 000 000000	OTHER FRINGE BENEFITS	80,000.00	1,591.07	20,957.76	0.00	59,042.24	26.20
141 E 71100	336 000 000000	MAINTENANCE AND REPAIR SERVICE	0.00	0.00	0.00	0.00	0.00	0.00
141 E 71100	399 000 000000	OTHER CONTRACTED SERVICES	3,900,000.00	385,138.16	2,724,441.08	0.00	1,175,558.92	69.86
141 E 71100	429 000 000000	INSTRUCTIONAL SUPPLIES & MATER	200,000.00	3,707.14	2,948.36	0.00	197,051.64	1.47
141 E 71100	429 000 000002	INSTRUCTIONAL SUPPLIES-ASBURY	0.00	0.00	0.00	0.00	0.00	0.00
141 E 71100	429 000 000003	INSTRUCTIONAL SUPPLIES-MIDWAY	0.00	0.00	593.69	0.00	-593.69	0.00
141 E 71100	429 000 000004	INSTRUCTIONAL SUPPLIES-BCES	0.00	3,492.07	13,341.85	0.00	-13,341.85	0.00
141 E 71100	429 000 000005	INSTRUCTIONAL SUPPLIES-BCMS	0.00	0.00	0.00	0.00	0.00	0.00
141 E 71100	429 000 000006	INSTRUCTIONAL SUPPLIES-GVES	0.00	136.44	12,923.74	0.00	-12,923.74	0.00
141 E 71100	429 000 000007	INSTRUCTIONAL SUPPLIES-FBES	0.00	0.00	6,776.59	0.00	-6,776.59	0.00
141 E 71100	429 000 000008	INSTRUCTIONAL SUPPLIES-GES	0.00	1,053.94	10,497.45	0.00	-10,497.45	0.00
141 E 71100	429 000 000009	INSTRUCTIONAL SUPPLIES-JES	0.00	45.51	10,557.40	0.00	-10,557.40	0.00
141 E 71100	429 000 000010	INSTRUCTIONAL SUPPLIES-JMS	0.00	531.34	4,545.26	0.00	-4,545.26	0.00
141 E 71100	429 000 000011	INSTRUCTIONAL SUPPLIES-LES	0.00	792.81	7,938.83	0.00	-7,938.83	0.00
141 E 71100	429 000 000012	INSTRUCTIONAL SUPPLIES-SCES	0.00	938.85	4,753.95	0.00	-4,753.95	0.00
141 E 71100	429 000 000013	INSTRUCTIONAL SUPPLIES-SSES	0.00	134.56	5,745.11	0.00	-5,745.11	0.00
141 E 71100	429 000 000014	INSTRUCTIONAL SUPPLIES-WVES	0.00	89.54	6,566.58	0.00	-6,566.58	0.00
141 E 71100	429 000 000015	INSTRUCTIONAL SUPPLIES-DBHS	0.00	6,848.81	17,791.82	0.00	-17,791.82	0.00
141 E 71100	429 000 000016	INSTRUCTIONAL SUPPLIES-DCHS	0.00	461.67	18,176.03	0.00	-18,176.03	0.00
141 E 71100	429 000 000025	INSTRUCTIONAL SUPPLIES-RVES	0.00	0.00	16,717.72	0.00	-16,717.72	0.00
141 E 71100	449 000 000000	TEXTBOOKS	147,894.00	0.00	82,495.22	0.00	65,398.78	55.78
141 E 71100	499 000 000000	OTHER SUPPLIES AND MATERIALS	361,433.00	1,742.38	165,781.13	0.00	195,651.87	45.87

Account Level						2019-20	February 2019-20	2019-20	Encumbered	Unexpended	2019-20
Fnd T Acct	Obj Prj Loc	Prg	Description	Budget	Monthly Activity	FYTD Activity	Amount	Balance - YTD Act	FYTD %		
71100 REGULAR INSTRUCTION											
141 E 71100 499 000 00000 100	OTHER SUPPLIES-CIVICS GRANT					0.00	2,906.10	2,943.78	0.00	-2,943.78	0.00
141 E 71100 499 000 00000 802	INSTR. SCIENCE CLASS SUPPLIES					24,000.00	403.96	23,532.61	0.00	467.39	98.05
141 E 71100 499 000 00002 000	OTHER SUPPLIES & MAT.-ASBURY					0.00	0.00	0.00	0.00	0.00	0.00
141 E 71100 499 000 00003 000	OTHER SUPPLIES & MAT.-MIDWAY					0.00	189.56	189.56	0.00	-189.56	0.00
141 E 71100 499 000 00004 000	OTHER SUPPLIES & MAT.-BCES					0.00	0.00	1,530.24	0.00	-1,530.24	0.00
141 E 71100 499 000 00005 000	OTHER SUPPLIES & MAT.-BCMS					0.00	0.00	0.00	0.00	0.00	0.00
141 E 71100 499 000 00006 000	OTHER SUPPLIES & MAT.-GVES					0.00	0.00	822.10	0.00	-822.10	0.00
141 E 71100 499 000 00007 000	OTHER SUPPLIES & MAT.-FBES					0.00	0.00	293.00	0.00	-293.00	0.00
141 E 71100 499 000 00008 000	OTHER SUPPLIES & MAT.-GES					0.00	0.00	316.10	0.00	-316.10	0.00
141 E 71100 499 000 00009 000	OTHER SUPPLIES & MAT.-JES					0.00	0.00	2,054.48	0.00	-2,054.48	0.00
141 E 71100 499 000 00010 000	OTHER SUPPLIES & MAT.-JMS					0.00	0.00	590.34	0.00	-590.34	0.00
141 E 71100 499 000 00011 000	OTHER SUPPLIES & MAT.-LES					0.00	0.00	284.54	0.00	-284.54	0.00
141 E 71100 499 000 00012 000	OTHER SUPPLIES & MAT.-SCES					0.00	0.00	359.86	0.00	-359.86	0.00
141 E 71100 499 000 00013 000	OTHER SUPPLIES & MAT.-SSES					0.00	0.00	323.56	0.00	-323.56	0.00
141 E 71100 499 000 00014 000	OTHER SUPPLIES & MAT.-WVES					0.00	0.00	760.18	0.00	-760.18	0.00
141 E 71100 499 000 00015 000	OTHER SUPPLIES & MAT.-DBHS					0.00	3,280.33	20,693.79	0.00	-20,693.79	0.00
141 E 71100 499 000 00016 000	OTHER SUPPLIES & MAT.-DCHS					0.00	287.02	22,908.26	0.00	-22,908.26	0.00
141 E 71100 499 000 00025 000	OTHER SUPPLIES & MAT.-RVES					0.00	0.00	686.22	0.00	-686.22	0.00
141 E 71100 599 000 00000 000	OTHER CHARGES					25,532.00	0.00	25,532.00	0.00	0.00	100.00
<hr/>											
141 E 71100 --- --- ----- ---						37,326,699.00	3,052,768.56	19,339,558.29	0.00	17,987,140.71	51.81
<hr/>											
71200 SPECIAL EDUCATION PROGRAM											
141 E 71200 116 000 00000 000	SP.ED. TEACHERS					2,431,241.00	206,493.60	1,243,224.07	0.00	1,188,016.93	51.14
141 E 71200 117 000 00000 000	CAREER LADDER PROGRAM					12,000.00	0.00	4,000.00	0.00	8,000.00	33.33
141 E 71200 128 000 00000 000	HOMEBOUND TEACHERS					20,400.00	2,365.00	11,780.00	0.00	8,620.00	57.75
141 E 71200 163 000 00000 000	EDUCATIONAL ASSISTANTS					340,112.00	25,664.01	143,180.59	0.00	196,931.41	42.10
141 E 71200 171 000 00000 000	SPEECH PATHOLOGIST					206,205.00	16,720.05	100,492.59	0.00	105,712.41	48.73
141 E 71200 189 000 00000 000	OTHER SALARIES					168,049.00	9,493.50	74,287.96	0.00	93,761.04	44.21
141 E 71200 195 000 00000 000	CERTIFIED SUBSTITUTE TEACHERS					10,000.00	330.00	10,000.00	0.00	0.00	100.00
141 E 71200 198 000 00000 000	NON-CERTIFIED SUBSTITUTE TEACH					40,000.00	4,270.00	20,360.00	0.00	19,640.00	50.90
141 E 71200 201 000 00000 000	SOCIAL SECURITY					200,136.00	15,120.96	91,610.66	0.00	108,525.34	45.77
141 E 71200 204 000 00000 000	STATE RETIREMENT					332,639.00	25,430.95	152,868.40	0.00	179,770.60	45.96
141 E 71200 206 000 00000 000	LIFE INSURANCE					1,734.00	878.83	1,734.00	0.00	0.00	100.00
141 E 71200 207 000 00000 000	MEDICAL INSURANCE					497,716.00	54,503.20	320,982.21	0.00	176,733.79	64.49

Fnd T Acct	Obj Prj Loc	Prg Description	2019-20 Budget	February 2019-20 Monthly Activity	2019-20 FYTD Activity	Encumbered Amount	Unexpended Balance - YTD Act	2019-20 FYTD %
71200		SPECIAL EDUCATION PROGRAM						
141 E 71200 212 000 00000 000		EMPLOYER MEDICARE	46,806.00	3,536.41	21,425.25	0.00	25,380.75	45.77
141 E 71200 299 000 00000 000		OTHER FRINGE BENEFITS	1,076.00	0.00	0.00	0.00	1,076.00	0.00
141 E 71200 399 000 00000 000		OTHER CONTRACTED SERVICES	6,000.00	0.00	0.00	0.00	6,000.00	0.00
141 E 71200 429 000 00000 000		INSTRUCTIONAL SUPPLIES & MATER	22,400.00	633.61	2,310.41	0.00	20,089.59	10.31
141 E 71200 429 000 00002 000		INSTRUCTIONAL SUP. & MAT.-ASBU	0.00	0.00	0.00	0.00	0.00	0.00
141 E 71200 429 000 00003 000		INSTRUCTIONAL SUP. & MAT.-MIDW	0.00	0.00	0.00	0.00	0.00	0.00
141 E 71200 429 000 00004 000		INSTRUCTIONAL SUP. & MAT.-BCES	0.00	0.00	2,669.37	0.00	-2,669.37	0.00
141 E 71200 429 000 00005 000		INSTRUCTIONAL SUP. & MAT.-BCMS	0.00	0.00	0.00	0.00	0.00	0.00
141 E 71200 429 000 00006 000		INSTRUCTIONAL SUP. & MAT.-GVES	0.00	0.00	783.78	0.00	-783.78	0.00
141 E 71200 429 000 00007 000		INSTRUCTIONAL SUP. & MAT.-FBES	0.00	0.00	200.00	0.00	-200.00	0.00
141 E 71200 429 000 00008 000		INSTRUCTIONAL SUP. & MAT.-GES	0.00	95.95	326.76	0.00	-326.76	0.00
141 E 71200 429 000 00009 000		INSTRUCTIONAL SUP. & MAT.-JES	0.00	0.00	956.19	0.00	-956.19	0.00
141 E 71200 429 000 00010 000		INSTRUCTIONAL SUP. & MAT.-JMS	0.00	0.00	797.70	0.00	-797.70	0.00
141 E 71200 429 000 00011 000		INSTRUCTIONAL SUP. & MAT.-LES	0.00	0.00	725.40	0.00	-725.40	0.00
141 E 71200 429 000 00012 000		INSTRUCTIONAL SUP. & MAT.-SCES	0.00	0.00	399.41	0.00	-399.41	0.00
141 E 71200 429 000 00013 000		INSTRUCTIONAL SUP. & MAT.-SSES	0.00	197.70	593.25	0.00	-593.25	0.00
141 E 71200 429 000 00014 000		INSTRUCTIONAL SUP. & MAT.-WVES	0.00	0.00	407.81	0.00	-407.81	0.00
141 E 71200 429 000 00015 000		INSTRUCTIONAL SUP. & MAT.-DBHS	0.00	0.00	2,673.78	0.00	-2,673.78	0.00
141 E 71200 429 000 00016 000		INSTRUCTIONAL SUP. & MAT.-DCHS	0.00	0.00	1,084.65	0.00	-1,084.65	0.00
141 E 71200 429 000 00025 000		INSTRUCTIONAL SUP. & MAT.-RVES	0.00	0.00	990.56	0.00	-990.56	0.00
141 E 71200 599 000 00000 000		OTHER CHARGES	6,140.00	61.36	492.22	0.00	5,647.78	8.02
141 E 71200 --- --- --- ---			4,342,654.00	365,795.13	2,211,357.02	0.00	2,131,296.98	50.92
=====								
71300		VOCATIONAL EDUCATION PROGRAM						
141 E 71300 116 000 00000 000		VOCATIONAL TEACHERS	1,635,216.00	143,497.88	905,308.73	0.00	729,907.27	55.36
141 E 71300 117 000 00000 000		CAREER LADDER PROGRAM	2,000.00	0.00	0.00	0.00	2,000.00	0.00
141 E 71300 163 000 00000 000		EDUCATIONAL ASSISTANTS	12,523.00	0.00	0.00	0.00	12,523.00	0.00
141 E 71300 195 000 00000 000		CERTIFIED SUBSTITUTE TEACHERS	10,000.00	0.00	10,000.00	0.00	0.00	100.00
141 E 71300 198 000 00000 000		NON-CERTIFIED SUBSTITUTE TEACH	15,000.00	2,730.00	12,682.50	0.00	2,317.50	84.55
141 E 71300 201 000 00000 000		SOCIAL SECURITY	103,769.00	8,445.43	53,529.23	0.00	50,239.77	51.58
141 E 71300 204 000 00000 000		STATE RETIREMENT	175,128.00	14,791.62	93,466.59	0.00	81,661.41	53.37
141 E 71300 206 000 00000 000		LIFE INSURANCE	870.00	435.00	870.00	0.00	0.00	100.00
141 E 71300 207 000 00000 000		MEDICAL INSURANCE	229,967.00	25,092.80	148,089.68	0.00	81,877.32	64.40
141 E 71300 212 000 00000 000		EMPLOYER MEDICARE	24,268.00	1,975.17	12,519.06	0.00	11,748.94	51.59

Fnd T	Acct	Obj	Prj	Loc	Prg	Account Level Description	2019-20 Budget	February 2019-20 Monthly Activity	2019-20 FYTD Activity	Encumbered Amount	Unexpended Balance - YTD Act	2019-20 FYTD %
71300						VOCATIONAL EDUCATION PROGRAM						
141 E	71300	299	000	00000	000	OTHER FRINGE BENEFITS	503.00	0.00	0.00	0.00	503.00	0.00
141 E	71300	429	000	00000	000	INSTRUCTIONAL SUPPLIES & MATER	79,530.00	0.00	2,413.40	0.00	77,116.60	3.03
141 E	71300	429	000	00002	000	INSTRUCTIONAL SUP. & MAT-ASB	0.00	0.00	0.00	0.00	0.00	0.00
141 E	71300	429	000	00003	000	INSTRUCTIONAL SUP. & MAT-MIDWA	0.00	0.00	0.00	0.00	0.00	0.00
141 E	71300	429	000	00004	000	INSTRUCTIONAL SUP. & MAT-BCES	0.00	0.00	0.00	0.00	0.00	0.00
141 E	71300	429	000	00005	000	INSTRUCTIONAL SUP. & MAT-BCMS	0.00	0.00	0.00	0.00	0.00	0.00
141 E	71300	429	000	00006	000	INSTRUCTIONAL SUP. & MAT-GVES	0.00	0.00	0.00	0.00	0.00	0.00
141 E	71300	429	000	00007	000	INSTRUCTIONAL SUP. & MAT-FBES	0.00	0.00	0.00	0.00	0.00	0.00
141 E	71300	429	000	00008	000	INSTRUCTIONAL SUP. & MAT-GES	0.00	0.00	0.00	0.00	0.00	0.00
141 E	71300	429	000	00009	000	INSTRUCTIONAL SUP. & MAT-JES	0.00	0.00	0.00	0.00	0.00	0.00
141 E	71300	429	000	00010	000	INSTRUCTIONAL SUP. & MAT-JMS	0.00	0.00	0.00	0.00	0.00	0.00
141 E	71300	429	000	00011	000	INSTRUCTIONAL SUP. & MAT-LES	0.00	0.00	0.00	0.00	0.00	0.00
141 E	71300	429	000	00012	000	INSTRUCTIONAL SUP. & MAT-SCES	0.00	0.00	0.00	0.00	0.00	0.00
141 E	71300	429	000	00013	000	INSTRUCTIONAL SUP. & MAT-SSES	0.00	0.00	0.00	0.00	0.00	0.00
141 E	71300	429	000	00014	000	INSTRUCTIONAL SUP. & MAT-WVES	0.00	0.00	0.00	0.00	0.00	0.00
141 E	71300	429	000	00015	000	INSTRUCTIONAL SUP. & MAT-DBHS	0.00	3,640.93	17,137.95	0.00	-17,137.95	0.00
141 E	71300	429	000	00016	000	INSTRUCTIONAL SUP. & MAT-DCHS	0.00	1,412.67	23,423.68	0.00	-23,423.68	0.00
141 E	71300	429	000	00025	000	INSTRUCTIONAL SUP. & MAT-RVES	0.00	0.00	0.00	0.00	0.00	0.00
141 E	71300	718	000	00000	000	MOTOR VEHICLE	3,000.00	3,000.00	3,000.00	0.00	0.00	100.00
141 E	71300	730	000	00000	000	VOCATIONAL INSTRUCTION EQUIPME	16,000.00	0.00	5,967.72	0.00	10,032.28	37.30
141 E	71300	730	000	00002	000	VOCATIONAL INSTR EQUIP-ASB	0.00	0.00	0.00	0.00	0.00	0.00
141 E	71300	730	000	00003	000	VOCATIONAL INSTR EQUIP-MIDWAY	0.00	0.00	0.00	0.00	0.00	0.00
141 E	71300	730	000	00004	000	VOCATIONAL INSTR EQUIP-BCES	0.00	0.00	0.00	0.00	0.00	0.00
141 E	71300	730	000	00005	000	VOCATIONAL INSTR EQUIP-BCMS	0.00	0.00	0.00	0.00	0.00	0.00
141 E	71300	730	000	00006	000	VOCATIONAL INSTR EQUIP-GVES	0.00	0.00	0.00	0.00	0.00	0.00
141 E	71300	730	000	00007	000	VOCATIONAL INSTR EQUIP-FBES	0.00	0.00	0.00	0.00	0.00	0.00
141 E	71300	730	000	00008	000	VOCATIONAL INSTR EQUIP-GES	0.00	0.00	0.00	0.00	0.00	0.00
141 E	71300	730	000	00009	000	VOCATIONAL INSTR EQUIP-JES	0.00	0.00	0.00	0.00	0.00	0.00
141 E	71300	730	000	00010	000	VOCATIONAL INSTR EQUIP-JMS	0.00	0.00	0.00	0.00	0.00	0.00
141 E	71300	730	000	00011	000	VOCATIONAL INSTR EQUIP-LES	0.00	0.00	0.00	0.00	0.00	0.00
141 E	71300	730	000	00012	000	VOCATIONAL INSTR EQUIP-SCES	0.00	0.00	0.00	0.00	0.00	0.00
141 E	71300	730	000	00013	000	VOCATIONAL INSTR EQUIP-SSES	0.00	0.00	0.00	0.00	0.00	0.00
141 E	71300	730	000	00014	000	VOCATIONAL INSTR EQUIP-WVES	0.00	0.00	0.00	0.00	0.00	0.00
141 E	71300	730	000	00015	000	VOCATIONAL INSTR EQUIP-DBHS	0.00	0.00	0.00	0.00	0.00	0.00
141 E	71300	730	000	00016	000	VOCATIONAL INSTR EQUIP-DCHS	0.00	0.00	0.00	0.00	0.00	0.00
141 E	71300	730	000	00025	000	VOCATIONAL INSTR EQUIP-RVES	0.00	0.00	0.00	0.00	0.00	0.00
141 E	71300	---	---	-----	---		2,307,774.00	205,021.50	1,288,408.54	0.00	1,019,365.46	55.83

				Account Level	2019-20	February 2019-20	2019-20	Encumbered	Unexpended	2019-20
Fnd T	Acct	Obj Prj Loc	Prg	Description	Budget	Monthly Activity	FYTD Activity	Amount	Balance - YTD Act	FYTD %
71300				VOCATIONAL EDUCATION PROGRAM						
=====										
71600				ADULT EDUCATION PROGRAM						
141 E	71600	116 000	00000 000	AD. ED. TEACHERS	6,763.00	0.00	0.00	0.00	6,763.00	0.00
141 E	71600	201 000	00000 000	SOCIAL SECURITY	419.00	0.00	0.00	0.00	419.00	0.00
141 E	71600	204 000	00000 000	STATE RETIREMENT	719.00	0.00	0.00	0.00	719.00	0.00
141 E	71600	212 000	00000 000	EMPLOYER MEDICARE	98.00	0.00	0.00	0.00	98.00	0.00
141 E	71600	429 000	00000 000	INSTRUCTIONAL SUPPLIES & MATER	4,500.00	0.00	0.00	0.00	4,500.00	0.00
141 E	71600	---	---	-----	12,499.00	0.00	0.00	0.00	12,499.00	0.00
=====										
72110				ATTENDANCE PROGRAM						
141 E	72110	105 000	00000 000	SUPERVISOR/DIRECTOR	73,683.00	6,144.83	49,158.64	0.00	24,524.36	66.72
141 E	72110	117 000	00000 000	CAREER LADDER PROGRAM	1,000.00	0.00	500.00	0.00	500.00	50.00
141 E	72110	162 000	00000 000	CLERICAL PERSONNEL	24,128.00	2,010.83	12,064.98	0.00	12,063.02	50.00
141 E	72110	201 000	00000 000	SOCIAL SECURITY	6,126.00	474.96	3,630.16	0.00	2,495.84	59.26
141 E	72110	204 000	00000 000	STATE RETIREMENT	10,257.00	846.44	6,438.19	0.00	3,818.81	62.77
141 E	72110	206 000	00000 000	LIFE INSURANCE	44.00	22.00	44.00	0.00	0.00	100.00
141 E	72110	207 000	00000 000	MEDICAL INSURANCE	16,090.00	1,614.00	9,684.00	0.00	6,406.00	60.19
141 E	72110	212 000	00000 000	EMPLOYER MEDICARE	1,433.00	111.08	849.01	0.00	583.99	59.25
141 E	72110	299 000	00000 000	OTHER FRINGE BENEFITS	17.00	0.00	0.00	0.00	17.00	0.00
141 E	72110	355 000	00000 000	TRAVEL	6,000.00	1,608.28	7,562.47	0.00	-1,562.47	126.04
141 E	72110	499 000	00000 000	OTHER SUPPLIES AND MATERIALS	1,500.00	0.00	587.89	0.00	912.11	39.19
141 E	72110	499 000	00000 100	OTHER SUPPLIES & MATERIALS_D	126.00	0.00	0.00	0.00	126.00	0.00
141 E	72110	---	---	-----	140,404.00	12,832.42	90,519.34	0.00	49,884.66	64.47
=====										

Fnd T Acct	Obj Prj Loc	Prg Description	2019-20 Budget	February 2019-20 Monthly Activity	2019-20 FYTD Activity	Encumbered Amount	Unexpended Balance - YTD Act	2019-20 FYTD %
72120		HEALTH SERVICES						
141 E 72120	131 000 00000 000	MEDICAL PERSONNEL	204,856.00	23,458.78	122,480.91	0.00	82,375.09	59.79
141 E 72120	189 000 00000 000	OTHER SALARIES & WAGES	329,563.00	27,279.55	153,655.98	0.00	175,907.02	46.62
141 E 72120	201 000 00000 000	SOCIAL SECURITY	33,134.00	2,671.26	15,143.76	0.00	17,990.24	45.70
141 E 72120	204 000 00000 000	STATE RETIREMENT	19,687.00	4,018.90	21,795.89	0.00	-2,108.89	110.71
141 E 72120	206 000 00000 000	LIFE INSURANCE	362.00	181.00	362.00	0.00	0.00	100.00
141 E 72120	207 000 00000 000	MEDICAL INSURANCE	124,229.00	13,088.40	76,067.20	0.00	48,161.80	61.23
141 E 72120	212 000 00000 000	EMPLOYER MEDICARE	7,749.00	675.95	3,691.65	0.00	4,057.35	47.64
141 E 72120	299 000 00000 000	OTHER FRINGE BENEFITS	81.00	0.00	0.00	0.00	81.00	0.00
141 E 72120	355 000 00000 000	TRAVEL	10,000.00	586.14	4,997.43	0.00	5,002.57	49.97
141 E 72120	399 000 00000 000	OTHER CONTRACTED SERVICES	5,000.00	148.64	1,565.80	0.00	3,434.20	31.32
141 E 72120	399 000 00000 100	OTHER C & S - DONATION	4,000.00	0.00	2,936.35	0.00	1,063.65	73.41
141 E 72120	413 000 00000 000	DRUGS AND MEDICAL SUPPLIES	0.00	0.00	0.00	0.00	0.00	0.00
141 E 72120	499 000 00000 000	OTHER SUPPLIES AND MATERIALS	13,000.00	1,367.80	10,350.27	0.00	2,649.73	79.62
141 E 72120	599 000 00000 000	OTHER CHARGES	5,000.00	74.97	321.99	0.00	4,678.01	6.44
141 E 72120	--- --- ----- ---		756,661.00	73,551.39	413,369.23	0.00	343,291.77	54.63
			=====	=====	=====	=====	=====	=====
72130		OTHER STUDENT SUPPORT						
141 E 72130	117 000 00000 000	CAREER LADDER PROGRAM	3,000.00	0.00	1,000.00	0.00	2,000.00	33.33
141 E 72130	123 000 00000 000	GUIDANCE PERSONNEL	960,318.00	77,187.63	460,180.37	0.00	500,137.63	47.92
141 E 72130	201 000 00000 000	SOCIAL SECURITY	59,726.00	4,483.63	26,806.03	0.00	32,919.97	44.88
141 E 72130	204 000 00000 000	STATE RETIREMENT	92,575.00	8,067.70	48,103.61	0.00	44,471.39	51.96
141 E 72130	206 000 00000 000	LIFE INSURANCE	486.00	243.00	486.00	0.00	0.00	100.00
141 E 72130	207 000 00000 000	MEDICAL INSURANCE	157,457.00	14,376.00	85,256.00	0.00	72,201.00	54.15
141 E 72130	212 000 00000 000	EMPLOYER MEDICARE	13,968.00	1,048.58	6,269.16	0.00	7,698.84	44.88
141 E 72130	299 000 00000 000	OTHER FRINGE BENEFITS	292.00	0.00	0.00	0.00	292.00	0.00
141 E 72130	309 000 00000 000	CONTRACTS WITH GOVERNMENT AGEN	90,000.00	0.00	0.00	0.00	90,000.00	0.00
141 E 72130	310 000 00000 000	CONTRACTS W OTHER GOV. AGEN.	0.00	0.00	0.00	0.00	0.00	0.00
141 E 72130	322 000 00000 000	EVALUATION AND TESTING	70,000.00	0.00	38,835.00	0.00	31,165.00	55.48
141 E 72130	499 000 00000 000	OTHER SUPPLIES AND MATERIALS	7,200.00	0.00	0.00	0.00	7,200.00	0.00
141 E 72130	499 000 00002 000	OTHER SUPPLIES AND MAT.-ASB	0.00	0.00	0.00	0.00	0.00	0.00
141 E 72130	499 000 00003 000	OTHER SUPPLIES AND MAT.-MIDWAY	0.00	0.00	0.00	0.00	0.00	0.00
141 E 72130	499 000 00004 000	OTHER SUPPLIES AND MAT.-BCES	0.00	0.00	567.58	0.00	-567.58	0.00
141 E 72130	499 000 00005 000	OTHER SUPPLIES AND MAT.-BCMS	0.00	0.00	0.00	0.00	0.00	0.00
141 E 72130	499 000 00006 000	OTHER SUPPLIES AND MAT.-GVES	0.00	0.00	392.47	0.00	-392.47	0.00

Account Level					2019-20	February 2019-20	2019-20	Encumbered	Unexpended	2019-20	
Fnd	T Acct	Obj	Prj	Loc	Prg Description	Budget	Monthly Activity	FYTD Activity	Amount	Balance - YTD Act	FYTD %
72210					SUPPORT REGULAR INSTRUCTION						
141	E	72210	432	000	00006 000 LIBRARY BOOKS-GVES	0.00	0.00	8,719.82	0.00	-8,719.82	0.00
141	E	72210	432	000	00007 000 LIBRARY BOOKS-FBES	0.00	0.00	3,211.00	0.00	-3,211.00	0.00
141	E	72210	432	000	00008 000 LIBRARY BOOKS-GES	0.00	0.00	7,259.76	0.00	-7,259.76	0.00
141	E	72210	432	000	00009 000 LIBRARY BOOKS-JES	0.00	233.79	3,809.98	0.00	-3,809.98	0.00
141	E	72210	432	000	00010 000 LIBRARY BOOKS-JMS	0.00	0.00	5,572.80	0.00	-5,572.80	0.00
141	E	72210	432	000	00011 000 LIBRARY BOOKS-LES	0.00	0.00	3,146.71	0.00	-3,146.71	0.00
141	E	72210	432	000	00012 000 LIBRARY BOOKS-SCES	0.00	675.87	2,582.59	0.00	-2,582.59	0.00
141	E	72210	432	000	00013 000 LIBRARY BOOKS-SSES	0.00	4,496.78	4,666.62	0.00	-4,666.62	0.00
141	E	72210	432	000	00014 000 LIBRARY BOOKS-WVES	0.00	0.00	422.06	0.00	-422.06	0.00
141	E	72210	432	000	00015 000 LIBRARY BOOKS-DBHS	0.00	916.03	19,648.43	0.00	-19,648.43	0.00
141	E	72210	432	000	00016 000 LIBRARY BOOKS-DCHS	0.00	2,681.35	9,786.17	0.00	-9,786.17	0.00
141	E	72210	432	000	00025 000 LIBRARY BOOKS-RVES	0.00	0.00	9,662.71	0.00	-9,662.71	0.00
141	E	72210	499	000	00000 000 OTHER SUPPLIES AND MATERIALS	10,000.00	2,105.72	2,492.51	0.00	7,507.49	24.93
141	E	72210	524	000	00000 000 IN SERVICE / STAFF DEVELOPMENT	190,000.00	6,437.47	90,497.82	0.00	99,502.18	47.63
						<hr/>	<hr/>	<hr/>	<hr/>	<hr/>	<hr/>
141	E	72210	---	---	-----	2,105,487.00	160,208.88	1,130,759.66	0.00	974,727.34	53.71
						<hr/>	<hr/>	<hr/>	<hr/>	<hr/>	<hr/>
72220					SUPPORT SPECIAL EDUCATION -						
141	E	72220	105	000	00000 000 SUPERVISOR/DIRECTOR	175,033.00	12,643.34	101,146.72	0.00	73,886.28	57.79
141	E	72220	117	000	00000 000 CAREER LADDER PROGRAM	4,000.00	0.00	0.00	0.00	4,000.00	0.00
141	E	72220	124	000	00000 000 PSYCOLOGICAL PERSONNEL	53,738.00	4,478.17	26,869.02	0.00	26,868.98	50.00
141	E	72220	127	000	00000 000 CAREER LADDER EXTENDED CONTRAC	0.00	0.00	0.00	0.00	0.00	0.00
141	E	72220	135	000	00000 000 ASSESSMENT PERSONNEL	155,702.00	12,559.25	75,355.50	0.00	80,346.50	48.40
141	E	72220	161	000	00000 000 SECRETARY(S)	36,599.00	0.00	0.00	0.00	36,599.00	0.00
141	E	72220	162	000	00000 000 CLERICAL PERSONNEL	36,292.00	2,788.76	23,704.46	0.00	12,587.54	65.32
141	E	72220	171	000	00000 000 SPEECH PATHOLOGIST	206,502.00	17,208.50	103,251.00	0.00	103,251.00	50.00
141	E	72220	189	000	00000 000 OTHER SALARIES & WAGES	48,139.00	4,011.58	24,069.48	0.00	24,069.52	50.00
141	E	72220	201	000	00000 000 SOCIAL SECURITY	44,392.00	3,214.24	21,280.41	0.00	23,111.59	47.94
141	E	72220	204	000	00000 000 STATE RETIREMENT	74,877.00	5,572.91	36,795.44	0.00	38,081.56	49.14
141	E	72220	206	000	00000 000 LIFE INSURANCE	303.00	151.50	303.00	0.00	0.00	100.00
141	E	72220	207	000	00000 000 MEDICAL INSURANCE	80,374.00	5,473.60	33,549.60	0.00	46,824.40	41.74
141	E	72220	212	000	00000 000 EMPLOYER MEDICARE	10,382.00	751.72	4,976.84	0.00	5,405.16	47.94
141	E	72220	299	000	00000 000 OTHER FRINGE BENEFITS	170.00	0.00	0.00	0.00	170.00	0.00
141	E	72220	336	000	00000 000 MAINTENANCE AND REPAIR SERVICE	500.00	0.00	0.00	0.00	500.00	0.00
141	E	72220	355	000	00000 000 TRAVEL	32,592.00	978.54	13,480.39	0.00	19,111.61	41.36

Fnd T Acct	Obj Prj Loc	Prg Description	2019-20 Budget	February 2019-20 Monthly Activity	2019-20 FYTD Activity	Encumbered Amount	Unexpended Balance - YTD Act	2019-20 FYTD %
72220		SUPPORT SPECIAL EDUCATION -						
141 E 72220	399 000 00000 000	OTHER CONTRACTED SERVICES	68,000.00	8,092.50	42,200.00	0.00	25,800.00	62.06
141 E 72220	499 000 00000 000	OTHER SUPPLIES AND MATERIALS	8,500.00	56.48	7,056.22	0.00	1,443.78	83.01
141 E 72220	524 000 00000 000	IN SERVICE / STAFF DEVELOPMENT	4,500.00	125.00	1,389.72	0.00	3,110.28	30.88
141 E 72220	--- --- ----- ---		1,040,595.00	78,106.09	515,427.80	0.00	525,167.20	49.53
=====								
72230		SUPPORT VOCATIONAL EDUCATION -						
141 E 72230	105 000 00000 000	SUPERVISOR/DIRECTOR	30,600.00	2,377.12	22,337.33	0.00	8,262.67	73.00
141 E 72230	117 000 00000 000	CAREER LADDER PROGRAM	3,000.00	0.00	1,000.00	0.00	2,000.00	33.33
141 E 72230	127 000 00000 000	CAREER LADDER EXTENDED CONTRAC	0.00	0.00	0.00	0.00	0.00	0.00
141 E 72230	161 000 00000 000	SECRETARY(S)	29,787.00	2,291.24	19,475.54	0.00	10,311.46	65.38
141 E 72230	201 000 00000 000	SOCIAL SECURITY	3,930.00	249.08	2,421.09	0.00	1,508.91	61.61
141 E 72230	204 000 00000 000	STATE RETIREMENT	6,434.00	472.87	4,352.30	0.00	2,081.70	67.65
141 E 72230	206 000 00000 000	LIFE INSURANCE	44.00	22.00	44.00	0.00	0.00	100.00
141 E 72230	207 000 00000 000	MEDICAL INSURANCE	20,166.00	2,131.20	12,787.20	0.00	7,378.80	63.41
141 E 72230	212 000 00000 000	EMPLOYER MEDICARE	919.00	58.26	566.28	0.00	352.72	61.62
141 E 72230	299 000 00000 000	OTHER FRINGE BENEFITS	17.00	0.00	0.00	0.00	17.00	0.00
141 E 72230	336 000 00000 000	MAINTENANCE AND REPAIR SERVICE	10,000.00	247.00	601.53	0.00	9,398.47	6.02
141 E 72230	355 000 00000 000	TRAVEL	35,000.00	16,609.21	29,076.08	0.00	5,923.92	83.07
141 E 72230	499 000 00000 000	OTHER SUPPLIES AND MATERIALS	2,250.00	0.00	851.70	0.00	1,398.30	37.85
141 E 72230	--- --- ----- ---		142,147.00	24,457.98	93,513.05	0.00	48,633.95	65.79
=====								
72250		SUPPORT EDUCATION TECHNOLOGY						
141 E 72250	105 000 00000 000	TECHNOLOGY SUPERVISOR	122,480.00	9,910.97	82,938.97	0.00	39,541.03	67.72
141 E 72250	121 000 00000 000	DATA PROCESSING PERSONNEL	156,536.00	12,906.48	99,446.06	0.00	57,089.94	63.53
141 E 72250	138 000 00000 000	INSTRUCTIONAL COMPUTER PERSONN	52,079.00	4,339.92	26,039.52	0.00	26,039.48	50.00
141 E 72250	189 000 00000 000	OTHER SALARIES & WAGES	381,311.00	29,294.40	243,624.88	0.00	137,686.12	63.89
141 E 72250	201 000 00000 000	SOCIAL SECURITY	44,169.00	3,072.67	25,442.89	0.00	18,726.11	57.60
141 E 72250	204 000 00000 000	STATE RETIREMENT	68,462.00	5,069.44	41,359.41	0.00	27,102.59	60.41
141 E 72250	206 000 00000 000	LIFE INSURANCE	326.00	163.00	326.00	0.00	0.00	100.00
141 E 72250	207 000 00000 000	MEDICAL INSURANCE	97,507.00	12,520.80	73,292.40	0.00	24,214.60	75.17

Fnd T Acct	Obj Prj Loc	Prg Description	2019-20 Budget	February 2019-20 Monthly Activity	2019-20 FYTD Activity	Encumbered Amount	Unexpended Balance - YTD Act	2019-20 FYTD %
72250 SUPPORT EDUCATION TECHNOLOGY								
141 E 72250	212 000 00000 000	EMPLOYER MEDICARE	10,330.00	769.53	6,245.32	0.00	4,084.68	60.46
141 E 72250	299 000 00000 000	OTHER FRINGE BENEFITS	153.00	0.00	0.00	0.00	153.00	0.00
141 E 72250	350 000 00000 000	INTERNET CONNECTIVITY FEE	100,000.00	5,840.00	40,760.00	0.00	59,240.00	40.76
141 E 72250	355 000 00000 000	TRAVEL	7,000.00	618.04	6,805.22	0.00	194.78	97.22
141 E 72250	399 000 00000 000	OTHER CONTRACTED SERVICES	351,200.00	4,406.50	240,892.33	0.00	110,307.67	68.59
141 E 72250	499 000 00000 000	OTHER SUPPLIES & MATERIALS	400,000.00	32,163.45	245,794.10	0.00	154,205.90	61.45
141 E 72250	524 440 00000 000	IN-SERVICE/STAFF DEVELOPMENT	0.00	0.00	0.00	0.00	0.00	0.00
141 E 72250	599 000 00000 000	OTHER CHARGES	0.00	0.00	0.00	0.00	0.00	0.00
141 E 72250 --- --- ----- ---			1,791,553.00	121,075.20	1,132,967.10	0.00	658,585.90	63.24
72310 BOARD OF EDUCATION SERVICES								
141 E 72310	191 000 00000 000	BOARD AND COMMITTEE MEMBERS FE	30,000.00	3,855.00	18,210.00	0.00	11,790.00	60.70
141 E 72310	201 000 00000 000	SOCIAL SECURITY	1,860.00	189.50	876.06	0.00	983.94	47.10
141 E 72310	204 000 00000 000	STATE RETIREMENT	2,883.00	327.24	1,440.09	0.00	1,442.91	49.95
141 E 72310	207 000 00000 000	MEDICAL INSURANCE	50,500.00	1,448.40	8,690.40	0.00	41,809.60	17.21
141 E 72310	212 000 00000 000	EMPLOYER MEDICARE	435.00	50.86	234.28	0.00	200.72	53.86
141 E 72310	305 000 00000 000	AUDIT SERVICES	70,000.00	0.00	57,481.00	0.00	12,519.00	82.12
141 E 72310	320 000 00000 000	DUES AND MEMBERSHIPS	16,669.00	0.00	12,390.00	0.00	4,279.00	74.33
141 E 72310	331 000 00000 000	LEGAL SERVICES	54,000.00	4,500.00	36,000.00	0.00	18,000.00	66.67
141 E 72310	355 000 00000 000	TRAVEL	23,000.00	1,328.00	18,985.27	0.00	4,014.73	82.54
141 E 72310	399 000 00000 000	OTHER CONTRACTED SERVICES	4,000.00	0.00	0.00	0.00	4,000.00	0.00
141 E 72310	502 000 00000 000	BUILDING & CONTENTS INSURANCE	370,000.00	0.00	413,992.00	0.00	-43,992.00	111.89
141 E 72310	506 000 00000 000	LIABILITY INSURANCE	161,537.00	0.00	136,000.00	0.00	25,537.00	84.19
141 E 72310	508 000 00000 000	PREMIUMS ON CORPORATE SURETY B	6,325.00	0.00	6,300.00	0.00	25.00	99.60
141 E 72310	510 000 00000 000	TRUSTEE'S COMMISSION	580,000.00	98,281.20	457,066.51	0.00	122,933.49	78.80
141 E 72310	513 000 00000 000	WORKER'S COMPENSATION INSURANC	498,396.00	0.00	494,541.00	0.00	3,855.00	99.23
141 E 72310	599 000 00000 000	OTHER CHARGES	15,000.00	80.00	13,532.29	0.00	1,467.71	90.22
141 E 72310 --- --- ----- ---			1,884,605.00	110,060.20	1,675,738.90	0.00	208,866.10	88.92

Fnd T Acct	Obj Prj Loc	Prg	Account Level Description	2019-20 Budget	February 2019-20 Monthly Activity	2019-20 FYTD Activity	Encumbered Amount	Unexpended Balance - YTD Act	2019-20 FYTD %
72320			OFFICE OF THE DIRECTOR						
141 E 72320	101 000	00000 000	DIRECTOR OF SCHOOLS	137,130.00	11,644.22	89,770.41	0.00	47,359.59	65.46
141 E 72320	117 000	00000 000	CAREER LADDER PROGRAM	5,301.00	0.00	0.00	0.00	5,301.00	0.00
141 E 72320	127 000	00000 000	CAREER LADDER EXTENDED CONTRAC	0.00	0.00	0.00	0.00	0.00	0.00
141 E 72320	161 000	00000 000	SECRETARY(S)	172,041.00	13,818.66	116,678.55	0.00	55,362.45	67.82
141 E 72320	188 000	00000 000	BONUS	0.00	0.00	0.00	0.00	0.00	0.00
141 E 72320	189 000	00000 000	OTHER SALARIES & WAGES	30,785.00	2,369.60	20,141.60	0.00	10,643.40	65.43
141 E 72320	201 000	00000 000	SOCIAL SECURITY	20,700.00	1,617.82	13,153.32	0.00	7,546.68	63.54
141 E 72320	204 000	00000 000	STATE RETIREMENT	33,422.00	2,836.00	26,294.65	0.00	7,127.35	78.67
141 E 72320	206 000	00000 000	LIFE INSURANCE	157.00	78.50	157.00	0.00	0.00	100.00
141 E 72320	207 000	00000 000	MEDICAL INSURANCE	48,271.00	7,198.26	45,438.12	0.00	2,832.88	94.13
141 E 72320	212 000	00000 000	EMPLOYER MEDICARE	4,841.00	378.37	3,196.52	0.00	1,644.48	66.03
141 E 72320	299 000	00000 000	OTHER FRINGE BENEFITS	17.00	0.00	0.00	0.00	17.00	0.00
141 E 72320	307 000	00000 000	COMMUNICATION	75,000.00	1,574.18	46,008.41	0.00	28,991.59	61.34
141 E 72320	348 000	00000 000	POSTAL CHARGES	14,000.00	2,000.00	10,360.16	0.00	3,639.84	74.00
141 E 72320	355 000	00000 000	TRAVEL	10,000.00	541.98	5,874.80	0.00	4,125.20	58.75
141 E 72320	399 000	00000 000	OTHER CONTRACTED SERVICES	85,000.00	6,127.07	49,749.95	0.00	35,250.05	58.53
141 E 72320	435 000	00000 000	OFFICE SUPPLIES	5,000.00	277.19	4,243.09	0.00	756.91	84.86
141 E 72320	---	---		641,665.00	50,461.85	431,066.58	0.00	210,598.42	67.18
				=====	=====	=====	=====	=====	=====
72410			OFFICE OF THE PRINCIPAL						
141 E 72410	104 000	00000 000	PRINCIPALS	912,891.00	73,273.52	471,402.30	0.00	441,488.70	51.64
141 E 72410	117 000	00000 000	CAREER LADDER PROGRAM	25,000.00	0.00	4,500.00	0.00	20,500.00	18.00
141 E 72410	127 000	00000 000	CAREER LADDER EXTENDED CONTRAC	0.00	0.00	0.00	0.00	0.00	0.00
141 E 72410	139 000	00000 000	ASSISTANT PRINCIPALS	928,936.00	76,769.39	469,385.06	0.00	459,550.94	50.53
141 E 72410	161 000	00000 000	SECRETARY(S)	751,938.00	61,630.24	396,612.93	0.00	355,325.07	52.75
141 E 72410	162 000	00000 000	SECRETARIES & BOOKKEEPERS	0.00	0.00	0.00	0.00	0.00	0.00
141 E 72410	189 000	00000 000	OTHER SALARIES & WAGES	119,619.00	9,955.00	79,640.00	0.00	39,979.00	66.58
141 E 72410	201 000	00000 000	SOCIAL SECURITY	169,780.00	12,834.19	82,898.27	0.00	86,881.73	48.83
141 E 72410	204 000	00000 000	STATE RETIREMENT	282,200.00	22,864.18	146,285.23	0.00	135,914.77	51.84
141 E 72410	206 000	00000 000	LIFE INSURANCE	1,302.00	651.00	1,302.00	0.00	0.00	100.00
141 E 72410	207 000	00000 000	MEDICAL INSURANCE	443,348.00	49,343.60	300,327.20	0.00	143,020.80	67.74
141 E 72410	212 000	00000 000	EMPLOYER MEDICARE	39,707.00	3,001.58	19,387.53	0.00	20,319.47	48.83
141 E 72410	299 000	00000 000	OTHER FRINGE BENEFITS	493.00	0.00	0.00	0.00	493.00	0.00
141 E 72410	307 000	00000 000	COMMUNICATION	25,000.00	0.00	0.00	0.00	25,000.00	0.00

Fnd T Acct	Obj Prj Loc	Prg	Account Level Description	2019-20 Budget	February 2019-20 Monthly Activity	2019-20 FYTD Activity	Encumbered Amount	Unexpended Balance - YTD Act	2019-20 FYTD %
72410			OFFICE OF THE PRINCIPAL						
141 E 72410	307 000	00002 000	COMMUNICATION-ASBURY	0.00	0.00	0.00	0.00	0.00	0.00
141 E 72410	307 000	00003 000	COMMUNICATION-MIDWAY	0.00	0.00	0.00	0.00	0.00	0.00
141 E 72410	307 000	00004 000	COMMUNICATION-BCES	0.00	0.00	1,413.05	0.00	-1,413.05	0.00
141 E 72410	307 000	00005 000	COMMUNICATION-BCMS	0.00	0.00	0.00	0.00	0.00	0.00
141 E 72410	307 000	00006 000	COMMUNICATION-GVES	0.00	0.00	1,413.05	0.00	-1,413.05	0.00
141 E 72410	307 000	00007 000	COMMUNICATION-FBES	0.00	0.00	869.57	0.00	-869.57	0.00
141 E 72410	307 000	00008 000	COMMUNICATION-GES	0.00	0.00	1,413.05	0.00	-1,413.05	0.00
141 E 72410	307 000	00009 000	COMMUNICATION-JES	0.00	0.00	1,141.31	0.00	-1,141.31	0.00
141 E 72410	307 000	00010 000	COMMUNICATION-JMS	0.00	0.00	1,141.31	0.00	-1,141.31	0.00
141 E 72410	307 000	00011 000	COMMUNICATION-LES	0.00	0.00	1,141.31	0.00	-1,141.31	0.00
141 E 72410	307 000	00012 000	COMMUNICATION-SCES	0.00	0.00	869.57	0.00	-869.57	0.00
141 E 72410	307 000	00013 000	COMMUNICATION-SSES	0.00	0.00	1,141.31	0.00	-1,141.31	0.00
141 E 72410	307 000	00014 000	COMMUNICATION-WVES	0.00	0.00	1,141.31	0.00	-1,141.31	0.00
141 E 72410	307 000	00015 000	COMMUNICATION-DBHS	0.00	0.00	3,315.23	0.00	-3,315.23	0.00
141 E 72410	307 000	00016 000	COMMUNICATION-DCHS	0.00	0.00	3,315.23	0.00	-3,315.23	0.00
141 E 72410	307 000	00025 000	COMMUNICATION-RVES	0.00	0.00	1,684.79	0.00	-1,684.79	0.00
141 E 72410	355 000	00000 000	TRAVEL	7,000.00	414.07	4,878.83	0.00	2,121.17	69.70
141 E 72410	499 000	00000 000	OTHER SUPPLIES AND MATERIALS	71,274.00	0.00	1,109.39	0.00	70,164.61	1.56
141 E 72410	499 000	00002 000	OTHER SUPP. & MATERIALS-ASBURY	0.00	0.00	0.00	0.00	0.00	0.00
141 E 72410	499 000	00003 000	OTHER SUPP. & MATERIALS-MIDWAY	0.00	0.00	0.00	0.00	0.00	0.00
141 E 72410	499 000	00004 000	OTHER SUPP. & MATERIALS-BCES	0.00	0.00	3,099.19	0.00	-3,099.19	0.00
141 E 72410	499 000	00005 000	OTHER SUPP. & MATERIALS-BCMS	0.00	0.00	0.00	0.00	0.00	0.00
141 E 72410	499 000	00006 000	OTHER SUPP. & MATERIALS-GVES	0.00	0.00	2,955.63	0.00	-2,955.63	0.00
141 E 72410	499 000	00007 000	OTHER SUPP. & MATERIALS-FBES	0.00	0.00	2,054.55	0.00	-2,054.55	0.00
141 E 72410	499 000	00008 000	OTHER SUPP. & MATERIALS-GES	0.00	0.00	3,099.89	0.00	-3,099.89	0.00
141 E 72410	499 000	00009 000	OTHER SUPP. & MATERIALS-JES	0.00	0.00	3,099.33	0.00	-3,099.33	0.00
141 E 72410	499 000	00010 000	OTHER SUPP. & MATERIALS-JMS	0.00	0.00	3,004.17	0.00	-3,004.17	0.00
141 E 72410	499 000	00011 000	OTHER SUPP. & MATERIALS-LES	0.00	0.00	2,778.72	0.00	-2,778.72	0.00
141 E 72410	499 000	00012 000	OTHER SUPP. & MATERIALS-SCES	0.00	0.00	2,046.91	0.00	-2,046.91	0.00
141 E 72410	499 000	00013 000	OTHER SUPP. & MATERIALS-SSES	0.00	0.00	2,700.00	0.00	-2,700.00	0.00
141 E 72410	499 000	00014 000	OTHER SUPP. & MATERIALS-WVES	0.00	45.98	3,016.48	0.00	-3,016.48	0.00
141 E 72410	499 000	00015 000	OTHER SUPP. & MATERIALS-DBHS	0.00	0.00	3,561.60	0.00	-3,561.60	0.00
141 E 72410	499 000	00016 000	OTHER SUPP. & MATERIALS-DCHS	0.00	0.00	3,200.00	0.00	-3,200.00	0.00
141 E 72410	499 000	00025 000	OTHER SUPP. & MATERIALS-RVES	0.00	0.00	3,100.40	0.00	-3,100.40	0.00
141 E 72410	599 000	00000 000	OTHER CHARGES	65,000.00	2,325.09	9,555.97	0.00	55,444.03	14.70
141 E 72410	---	---	-----	3,843,488.00	313,107.84	2,045,001.67	0.00	1,798,486.33	53.21

Fnd T	Acct	Obj	Prj	Loc	Prg	Account Level Description	2019-20 Budget	February 2019-20 Monthly Activity	2019-20 FYTD Activity	Encumbered Amount	Unexpended Balance - YTD Act	2019-20 FYTD %
72510 FISCAL SERVICES												
141	E	72510	105	000	00000	000 SUPERVISOR/DIRECTOR	134,275.00	10,410.08	89,562.18	0.00	44,712.82	66.70
141	E	72510	162	000	00000	000 ACCOUNTING CLERK	128,548.00	10,054.38	87,673.24	0.00	40,874.76	68.20
141	E	72510	201	000	00000	000 SOCIAL SECURITY	16,295.00	1,182.16	10,551.41	0.00	5,743.59	64.75
141	E	72510	204	000	00000	000 STATE RETIREMENT	25,257.00	1,966.64	16,928.92	0.00	8,328.08	67.03
141	E	72510	206	000	00000	000 LIFE INSURANCE	60.00	30.00	60.00	0.00	0.00	100.00
141	E	72510	207	000	00000	000 MEDICAL INSURANCE	41,221.00	4,805.60	30,249.60	0.00	10,971.40	73.38
141	E	72510	212	000	00000	000 EMPLOYER MEDICARE	3,811.00	276.48	2,467.65	0.00	1,343.35	64.75
141	E	72510	355	000	00000	000 TRAVEL	5,000.00	30.55	2,511.25	0.00	2,488.75	50.23
141	E	72510	399	000	00000	000 OTHER CONTRACTED SERVICES	2,000.00	0.00	1,006.59	0.00	993.41	50.33
141	E	72510	499	000	00000	000 OTHER SUPPLIES AND MATERIALS	15,300.00	778.60	5,490.16	0.00	9,809.84	35.88
							371,767.00	29,534.49	246,501.00	0.00	125,266.00	66.31
							=====	=====	=====	=====	=====	=====
72610 OPERATION OF PLANT												
141	E	72610	166	000	00000	000 CUSTODIAL PERSONNEL	667,557.00	51,529.48	415,668.66	0.00	251,888.34	62.27
141	E	72610	189	000	00000	000 OTHER SALARIES & WAGES	177,744.00	12,090.24	106,098.05	0.00	71,645.95	59.69
141	E	72610	201	000	00000	000 SOCIAL SECURITY	52,409.00	3,648.43	31,038.16	0.00	21,370.84	59.22
141	E	72610	204	000	00000	000 STATE RETIREMENT	81,233.00	5,073.91	39,126.54	0.00	42,106.46	48.17
141	E	72610	206	000	00000	000 LIFE INSURANCE	695.00	347.50	695.00	0.00	0.00	100.00
141	E	72610	207	000	00000	000 MEDICAL INSURANCE	219,816.00	18,489.60	108,364.80	0.00	111,451.20	49.30
141	E	72610	212	000	00000	000 EMPLOYER MEDICARE	12,257.00	853.22	7,260.70	0.00	4,996.30	59.24
141	E	72610	328	000	00000	000 JANITORIAL SERVICES	840,000.00	0.00	0.00	0.00	840,000.00	0.00
141	E	72610	328	000	00002	000 JANITORIAL SERVICES-ASBURY	0.00	0.00	0.00	0.00	0.00	0.00
141	E	72610	328	000	00003	000 JANITORIAL SERVICES-MIDWAY	0.00	0.00	0.00	0.00	0.00	0.00
141	E	72610	328	000	00004	000 JANITORIAL SERVICES-BCES	0.00	5,285.25	42,282.00	0.00	-42,282.00	0.00
141	E	72610	328	000	00005	000 JANITORIAL SERVICES-BCMS	0.00	0.00	0.00	0.00	0.00	0.00
141	E	72610	328	000	00006	000 JANITORIAL SERVICES-GVES	0.00	5,822.48	46,579.84	0.00	-46,579.84	0.00
141	E	72610	328	000	00007	000 JANITORIAL SERVICES-FBES	0.00	3,397.42	27,179.36	0.00	-27,179.36	0.00
141	E	72610	328	000	00008	000 JANITORIAL SERVICES-GES	0.00	0.00	0.00	0.00	0.00	0.00
141	E	72610	328	000	00009	000 JANITORIAL SERVICES-JES	0.00	5,307.39	42,459.12	0.00	-42,459.12	0.00
141	E	72610	328	000	00010	000 JANITORIAL SERVICES-JMS	0.00	4,555.12	36,440.96	0.00	-36,440.96	0.00
141	E	72610	328	000	00011	000 JANITORIAL SERVICES-LES	0.00	0.00	0.00	0.00	0.00	0.00
141	E	72610	328	000	00012	000 JANITORIAL SERVICES-SCES	0.00	5,525.34	44,202.72	0.00	-44,202.72	0.00
141	E	72610	328	000	00013	000 JANITORIAL SERVICES-SSES	0.00	4,161.20	33,289.60	0.00	-33,289.60	0.00
141	E	72610	328	000	00014	000 JANITORIAL SERVICES-WVES	0.00	4,113.70	32,909.60	0.00	-32,909.60	0.00

Fnd	T	Acct	Obj	Prj	Loc	Prg	Account Level Description	2019-20 Budget	February 2019-20 Monthly Activity	2019-20 FYTD Activity	Encumbered Amount	Unexpended Balance - YTD Act	2019-20 FYTD %
72610							OPERATION OF PLANT						
141	E	72610	328	000	00015	000	JANITORIAL SERVICES-DBHS	0.00	12,530.10	100,240.80	0.00	-100,240.80	0.00
141	E	72610	328	000	00016	000	JANITORIAL SERVICES-DCHS	0.00	12,530.10	100,240.80	0.00	-100,240.80	0.00
141	E	72610	328	000	00025	000	JANITORIAL SERVICES-RVES	0.00	5,836.02	46,688.16	0.00	-46,688.16	0.00
141	E	72610	359	000	00000	000	DISPOSAL FEES	124,000.00	11,140.82	99,692.37	0.00	24,307.63	80.40
141	E	72610	399	000	00000	000	OTHER CONTRACTED SERVICES	149,010.00	15,458.64	111,690.33	0.00	37,319.67	74.95
141	E	72610	410	000	00000	000	CUSTODIAL SUPPLIES	130,000.00	1,938.58	13,542.45	0.00	116,457.55	10.42
141	E	72610	410	000	00002	000	CUSTODIAL SUPPLIES-ASBURY	0.00	0.00	261.85	0.00	-261.85	0.00
141	E	72610	410	000	00003	000	CUSTODIAL SUPPLIES-MIDWAY	0.00	405.02	938.68	0.00	-938.68	0.00
141	E	72610	410	000	00004	000	CUSTODIAL SUPPLIES-BCES	0.00	848.08	9,701.26	0.00	-9,701.26	0.00
141	E	72610	410	000	00005	000	CUSTODIAL SUPPLIES-BCMS	0.00	0.00	0.00	0.00	0.00	0.00
141	E	72610	410	000	00006	000	CUSTODIAL SUPPLIES-GVES	0.00	1,004.10	4,493.69	0.00	-4,493.69	0.00
141	E	72610	410	000	00007	000	CUSTODIAL SUPPLIES-FBES	0.00	0.00	2,346.89	0.00	-2,346.89	0.00
141	E	72610	410	000	00008	000	CUSTODIAL SUPPLIES-GES	0.00	1,109.99	5,917.97	0.00	-5,917.97	0.00
141	E	72610	410	000	00009	000	CUSTODIAL SUPPLIES-JES	0.00	585.12	2,805.07	0.00	-2,805.07	0.00
141	E	72610	410	000	00010	000	CUSTODIAL SUPPLIES-JMS	0.00	285.75	3,230.59	0.00	-3,230.59	0.00
141	E	72610	410	000	00011	000	CUSTODIAL SUPPLIES-LES	0.00	721.23	6,301.95	0.00	-6,301.95	0.00
141	E	72610	410	000	00012	000	CUSTODIAL SUPPLIES-SCES	0.00	265.67	2,404.14	0.00	-2,404.14	0.00
141	E	72610	410	000	00013	000	CUSTODIAL SUPPLIES-SSES	0.00	709.26	2,929.46	0.00	-2,929.46	0.00
141	E	72610	410	000	00014	000	CUSTODIAL SUPPLIES-WVES	0.00	665.20	2,839.63	0.00	-2,839.63	0.00
141	E	72610	410	000	00015	000	CUSTODIAL SUPPLIES-DBHS	0.00	725.34	8,589.37	0.00	-8,589.37	0.00
141	E	72610	410	000	00016	000	CUSTODIAL SUPPLIES-DCHS	0.00	1,192.00	7,525.89	0.00	-7,525.89	0.00
141	E	72610	410	000	00025	000	CUSTODIAL SUPPLIES-RVES	0.00	1,155.38	5,554.32	0.00	-5,554.32	0.00
141	E	72610	415	000	00000	000	ELECTRICITY	2,048,151.00	9,972.01	79,295.62	0.00	1,968,855.38	3.87
141	E	72610	415	000	00002	000	ELECTRICITY-ASBURY	0.00	3,170.51	15,524.28	0.00	-15,524.28	0.00
141	E	72610	415	000	00003	000	ELECTRICITY-MIDWAY	0.00	2,863.70	14,531.15	0.00	-14,531.15	0.00
141	E	72610	415	000	00004	000	ELECTRICITY-BCES	0.00	11,494.67	96,740.39	0.00	-96,740.39	0.00
141	E	72610	415	000	00005	000	ELECTRICITY-BCMS	0.00	2,986.12	27,092.85	0.00	-27,092.85	0.00
141	E	72610	415	000	00006	000	ELECTRICITY-GVES	0.00	13,105.10	115,545.08	0.00	-115,545.08	0.00
141	E	72610	415	000	00007	000	ELECTRICITY-FBES	0.00	5,939.76	41,277.62	0.00	-41,277.62	0.00
141	E	72610	415	000	00008	000	ELECTRICITY-GES	0.00	10,962.63	76,619.14	0.00	-76,619.14	0.00
141	E	72610	415	000	00009	000	ELECTRICITY-JES	0.00	9,162.50	80,936.73	0.00	-80,936.73	0.00
141	E	72610	415	000	00010	000	ELECTRICITY-JMS	0.00	7,425.16	52,417.82	0.00	-52,417.82	0.00
141	E	72610	415	000	00011	000	ELECTRICITY-LES	0.00	11,372.96	95,578.98	0.00	-95,578.98	0.00
141	E	72610	415	000	00012	000	ELECTRICITY-SCES	0.00	7,017.39	52,616.03	0.00	-52,616.03	0.00
141	E	72610	415	000	00013	000	ELECTRICITY-SSES	0.00	8,953.67	62,751.16	0.00	-62,751.16	0.00
141	E	72610	415	000	00014	000	ELECTRICITY-WVES	0.00	10,115.72	63,583.95	0.00	-63,583.95	0.00
141	E	72610	415	000	00015	000	ELECTRICITY-DBHS	0.00	28,874.11	215,063.87	0.00	-215,063.87	0.00
141	E	72610	415	000	00016	000	ELECTRICITY-DCHS	0.00	30,535.71	202,003.10	0.00	-202,003.10	0.00

Fnd T Acct	Obj Prj Loc	Prg Description	Account Level	2019-20 Budget	February 2019-20 Monthly Activity	2019-20 FYTD Activity	Encumbered Amount	Unexpended Balance - YTD Act	2019-20 FYTD %
72610		OPERATION OF PLANT							
141 E 72610 415 000 00025 000		ELECTRICITY-RVES		0.00	14,440.89	114,353.73	0.00	-114,353.73	0.00
141 E 72610 434 000 00000 000		NATURAL GAS		113,300.00	2,593.41	8,729.84	0.00	104,570.16	7.71
141 E 72610 434 000 00002 000		NATURAL GAS-ASBURY		0.00	0.00	0.00	0.00	0.00	0.00
141 E 72610 434 000 00003 000		NATURAL GAS-MIDWAY		0.00	0.00	0.00	0.00	0.00	0.00
141 E 72610 434 000 00004 000		NATURAL GAS-BCES		0.00	2,822.10	9,187.11	0.00	-9,187.11	0.00
141 E 72610 434 000 00005 000		NATURAL GAS-BCMS		0.00	446.41	1,477.68	0.00	-1,477.68	0.00
141 E 72610 434 000 00006 000		NATURAL GAS-GVES		0.00	0.00	0.00	0.00	0.00	0.00
141 E 72610 434 000 00007 000		NATURAL GAS-FBES		0.00	0.00	0.00	0.00	0.00	0.00
141 E 72610 434 000 00008 000		NATURAL GAS-GES		0.00	0.00	0.00	0.00	0.00	0.00
141 E 72610 434 000 00009 000		NATURAL GAS-JES		0.00	884.42	2,743.59	0.00	-2,743.59	0.00
141 E 72610 434 000 00010 000		NATURAL GAS-JMS		0.00	1,009.67	2,921.11	0.00	-2,921.11	0.00
141 E 72610 434 000 00011 000		NATURAL GAS-LES		0.00	3,978.18	8,207.95	0.00	-8,207.95	0.00
141 E 72610 434 000 00012 000		NATURAL GAS-SCES		0.00	0.00	0.00	0.00	0.00	0.00
141 E 72610 434 000 00013 000		NATURAL GAS-SSES		0.00	1,310.77	3,490.29	0.00	-3,490.29	0.00
141 E 72610 434 000 00014 000		NATURAL GAS-WVES		0.00	0.00	0.00	0.00	0.00	0.00
141 E 72610 434 000 00015 000		NATURAL GAS-DBHS		0.00	840.95	3,819.72	0.00	-3,819.72	0.00
141 E 72610 434 000 00016 000		NATURAL GAS-DCHS		0.00	2,615.10	8,599.26	0.00	-8,599.26	0.00
141 E 72610 434 000 00025 000		NATURAL GAS-RVES		0.00	0.00	0.00	0.00	0.00	0.00
141 E 72610 454 000 00000 000		WATER AND SEWER		238,703.00	1,690.86	20,140.16	0.00	218,562.84	8.44
141 E 72610 454 000 00002 000		WATER & SEWER-ASBURY		0.00	807.13	3,240.93	0.00	-3,240.93	0.00
141 E 72610 454 000 00003 000		WATER & SEWER-MIDWAY		0.00	0.00	0.00	0.00	0.00	0.00
141 E 72610 454 000 00004 000		WATER & SEWER-BCES		0.00	1,633.67	13,693.83	0.00	-13,693.83	0.00
141 E 72610 454 000 00005 000		WATER & SEWER-BCMS		0.00	2,299.39	12,209.55	0.00	-12,209.55	0.00
141 E 72610 454 000 00006 000		WATER & SEWER-GVES		0.00	0.00	8,411.27	0.00	-8,411.27	0.00
141 E 72610 454 000 00007 000		WATER & SEWER-FBES		0.00	1,769.75	7,725.74	0.00	-7,725.74	0.00
141 E 72610 454 000 00008 000		WATER & SEWER-GES		0.00	2,215.51	19,470.24	0.00	-19,470.24	0.00
141 E 72610 454 000 00009 000		WATER & SEWER-JES		0.00	522.23	6,094.84	0.00	-6,094.84	0.00
141 E 72610 454 000 00010 000		WATER & SEWER-JMS		0.00	478.13	5,313.64	0.00	-5,313.64	0.00
141 E 72610 454 000 00011 000		WATER & SEWER-LES		0.00	498.48	5,396.66	0.00	-5,396.66	0.00
141 E 72610 454 000 00012 000		WATER & SEWER-SCES		0.00	0.00	1,754.78	0.00	-1,754.78	0.00
141 E 72610 454 000 00013 000		WATER & SEWER-SSES		0.00	591.71	9,493.05	0.00	-9,493.05	0.00
141 E 72610 454 000 00014 000		WATER & SEWER-WVES		0.00	537.85	4,036.75	0.00	-4,036.75	0.00
141 E 72610 454 000 00015 000		WATER & SEWER-DBHS		0.00	4,102.20	28,916.24	0.00	-28,916.24	0.00
141 E 72610 454 000 00016 000		WATER & SEWER-DCHS		0.00	1,608.26	24,360.77	0.00	-24,360.77	0.00
141 E 72610 454 000 00025 000		WATER & SEWER-RVES		0.00	2,070.75	17,860.40	0.00	-17,860.40	0.00
141 E 72610 499 000 00000 000		OTHER SUPPLIES AND MATERIALS		70,000.00	9,020.80	69,600.35	0.00	399.65	99.43
141 E 72610 501 000 00000 000		BOILER INSURANCE		20,240.00	0.00	20,000.00	0.00	240.00	98.81
141 E 72610 599 000 00000 000		OTHER CHARGES		38,000.00	8,094.35	36,410.17	0.00	1,589.83	95.82

Fnd T Acct	Obj Prj Loc	Prg Description	2019-20 Budget	February 2019-20 Monthly Activity	2019-20 FYTD Activity	Encumbered Amount	Unexpended Balance - YTD Act	2019-20 FYTD %
72610 OPERATION OF PLANT								
141 E 72610	---	---	4,983,115.00	442,141.37	3,320,768.20	0.00	1,662,346.80	66.64
72620 MAINTENANCE OF PLANT								
141 E 72620	105 000	00000 000 SUPERVISOR/DIRECTOR	188,865.00	15,431.34	125,554.72	0.00	63,310.28	66.48
141 E 72620	167 000	00000 000 MAINTENANCE PERSONNEL	743,456.00	51,435.60	439,718.98	0.00	303,737.02	59.15
141 E 72620	201 000	00000 000 SOCIAL SECURITY	57,804.00	3,851.73	32,835.51	0.00	24,968.49	56.80
141 E 72620	204 000	00000 000 STATE RETIREMENT	89,596.00	5,973.19	50,721.00	0.00	38,875.00	56.61
141 E 72620	206 000	00000 000 LIFE INSURANCE	281.00	140.50	281.00	0.00	0.00	100.00
141 E 72620	207 000	00000 000 MEDICAL INSURANCE	122,352.00	17,103.90	103,359.00	0.00	18,993.00	84.48
141 E 72620	212 000	00000 000 EMPLOYER MEDICARE	13,519.00	900.80	7,679.13	0.00	5,839.87	56.80
141 E 72620	304 000	00000 000 ARCHITECTS	0.00	0.00	0.00	0.00	0.00	0.00
141 E 72620	307 000	00000 000 COMMUNICATION	2,700.00	236.98	2,338.88	0.00	361.12	86.63
141 E 72620	335 000	00000 000 MAINTENANCE & REPAIR - BUILDIN	45,000.00	0.00	14,590.44	0.00	30,409.56	32.42
141 E 72620	336 000	00000 000 MAINTENANCE AND REPAIR SERVICE	50,000.00	6,762.14	38,711.30	0.00	11,288.70	77.42
141 E 72620	399 000	00000 000 OTHER CONTRACTED SERVICES	500.00	0.00	0.00	0.00	500.00	0.00
141 E 72620	499 000	00000 000 OTHER SUPPLIES AND MATERIALS	450,000.00	55,226.46	302,013.13	0.00	147,986.87	67.11
141 E 72620	599 000	00000 000 OTHER CHARGES	26,000.00	1,358.98	16,173.45	0.00	9,826.55	62.21
141 E 72620	701 000	00000 000 ADMINISTRATION EQUIPMENT	583,444.00	40,818.24	411,484.28	0.00	171,959.72	70.53
141 E 72620	---	---	2,373,517.00	199,239.86	1,545,460.82	0.00	828,056.18	65.11
72710 STUDENT TRANSPORTATION								
141 E 72710	105 000	00000 000 SUPERVISOR/DIRECTOR	112,296.00	8,640.00	71,579.19	0.00	40,716.81	63.74
141 E 72710	142 000	00000 000 MECHANIC(S)	175,944.00	8,878.13	108,788.98	0.00	67,155.02	61.83
141 E 72710	146 000	00000 000 BUS DRIVERS	1,139,002.00	95,801.19	577,308.58	0.00	561,693.42	50.69
141 E 72710	189 000	00000 000 OTHER PERSONEL	0.00	0.00	0.00	0.00	0.00	0.00
141 E 72710	201 000	00000 000 SOCIAL SECURITY	88,489.00	6,366.07	43,595.91	0.00	44,893.09	49.27
141 E 72710	204 000	00000 000 STATE RETIREMENT	137,158.00	10,122.71	67,752.11	0.00	69,405.89	49.40
141 E 72710	206 000	00000 000 LIFE INSURANCE	1,517.00	224.26	982.76	0.00	534.24	64.78
141 E 72710	207 000	00000 000 MEDICAL INSURANCE	414,982.00	36,969.20	224,987.20	0.00	189,994.80	54.22
141 E 72710	212 000	00000 000 EMPLOYER MEDICARE	20,695.00	1,517.91	10,473.31	0.00	10,221.69	50.61

Fnd T Acct	Obj Prj Loc	Prg Description	2019-20 Budget	February 2019-20 Monthly Activity	2019-20 FYTD Activity	Encumbered Amount	Unexpended Balance - YTD Act	2019-20 FYTD %
72710		STUDENT TRANSPORTATION						
141 E 72710 307 000 00000 000		COMMUNICATION	750.00	55.32	436.74	0.00	313.26	58.23
141 E 72710 330 000 00000 000		OPERATING LEASE PAYMENTS	8,400.00	665.56	7,580.76	0.00	819.24	90.25
141 E 72710 399 000 00000 000		OTHER CONTRACTED SERVICES	5,000.00	805.47	3,035.47	0.00	1,964.53	60.71
141 E 72710 412 000 00000 000		DIESEL FUEL	325,000.00	27,255.76	159,212.00	0.00	165,788.00	48.99
141 E 72710 424 000 00000 000		GARAGE SUPPLIES	30,000.00	575.23	6,695.87	0.00	23,304.13	22.32
141 E 72710 425 000 00000 000		GASOLINE	150,000.00	12,028.16	93,094.45	0.00	56,905.55	62.06
141 E 72710 450 000 00000 000		TIRES AND TUBES	60,000.00	608.54	23,155.11	0.00	36,844.89	38.59
141 E 72710 453 000 00000 000		VEHICLE PARTS	160,000.00	5,448.55	63,720.38	0.00	96,279.62	39.83
141 E 72710 499 000 00000 000		OTHER SUPPLIES AND MATERIALS	5,000.00	0.00	1,735.52	0.00	3,264.48	34.71
141 E 72710 511 000 00000 000		VEHICLE AND EQUIPMENT INSURANC	113,849.00	0.00	113,000.00	0.00	849.00	99.25
141 E 72710 599 000 00000 000		OTHER CHARGES	18,000.00	784.96	13,655.05	0.00	4,344.95	75.86
141 E 72710 729 000 00000 000		TRANSPORTATION EQUIPMENT	142,840.00	0.00	84,905.47	0.00	57,934.53	59.44
141 E 72710 --- --- --- ---			3,108,922.00	216,747.02	1,675,694.86	0.00	1,433,227.14	53.90
=====								
72810		OTHER SUPPORT SERVICES						
141 E 72810 105 000 00000 000		FAMILY RESOURCE DIRECTOR	64,914.00	5,406.08	32,470.83	0.00	32,443.17	50.02
141 E 72810 162 000 00000 000		CLERICAL PERSONNEL	23,697.00	1,501.76	11,381.76	0.00	12,315.24	48.03
141 E 72810 189 000 00000 000		OTHER SALARIES & WAGES	15,747.00	1,078.00	6,653.50	0.00	9,093.50	42.25
141 E 72810 201 000 00000 000		SOCIAL SECURITY	6,470.00	405.84	2,568.98	0.00	3,901.02	39.71
141 E 72810 204 000 00000 000		STATE RETIREMENT	10,691.00	722.64	4,552.94	0.00	6,138.06	42.59
141 E 72810 206 000 00000 000		LIFE INSURANCE	76.00	7.60	45.60	0.00	30.40	60.00
141 E 72810 207 000 00000 000		MEDICAL INSURANCE	13,615.00	1,420.80	8,524.80	0.00	5,090.20	62.61
141 E 72810 212 000 00000 000		EMPLOYER MEDICARE	1,513.00	110.54	697.30	0.00	815.70	46.09
141 E 72810 499 000 00000 000		OTHER SUPPLIES AND MATERIALS	4,500.00	664.30	2,848.76	0.00	1,651.24	63.31
141 E 72810 599 000 00000 000		OTHER CHARGES	5,500.00	0.00	0.00	0.00	5,500.00	0.00
141 E 72810 --- --- --- ---			146,723.00	11,317.56	69,744.47	0.00	76,978.53	47.53
=====								

Fnd T Acct	Obj Prj Loc	Prg Description	2019-20 Budget	February 2019-20 Monthly Activity	2019-20 FYTD Activity	Encumbered Amount	Unexpended Balance - YTD Act	2019-20 FYTD %
73400		EARLY CHILDHOOD EDUCATION						
141 E 73400	116 000 00000 000	TEACHERS	229,511.00	15,787.41	95,464.54	0.00	134,046.46	41.59
141 E 73400	163 000 00000 000	EDUCATIONAL ASSISTANTS	42,670.00	4,384.73	25,053.25	0.00	17,616.75	58.71
141 E 73400	201 000 00000 000	SOCIAL SECURITY	16,875.00	1,143.19	6,828.60	0.00	10,046.40	40.47
141 E 73400	204 000 00000 000	STATE RETIREMENT	28,498.00	2,045.39	12,239.62	0.00	16,258.38	42.95
141 E 73400	207 000 00000 000	MEDICAL INSURANCE	51,286.00	4,290.00	25,740.00	0.00	25,546.00	50.19
141 E 73400	212 000 00000 000	EMPLOYER MEDICARE	3,947.00	267.36	1,596.98	0.00	2,350.02	40.46
141 E 73400	336 000 00000 000	MAINTENANCE & REPAIR SERVICES	2,340.00	0.00	0.00	0.00	2,340.00	0.00
141 E 73400	355 000 00000 000	TRAVEL	0.00	0.00	0.00	0.00	0.00	0.00
141 E 73400	429 000 00000 000	INSTRUCTIONAL SUPPLIES / NISWO	11,000.00	0.00	2,134.62	0.00	8,865.38	19.41
141 E 73400	499 000 00000 000	OTHER SUPPLIES AND MATERIALS	8,183.00	0.00	1,359.09	0.00	6,823.91	16.61
141 E 73400	524 000 00000 000	IN SERVICE / STAFF DEVELOPMENT	4,000.00	0.00	7,694.22	0.00	-3,694.22	192.36
141 E 73400	599 000 00000 000	OTHER CHARGES	27,000.00	0.00	16,397.13	0.00	10,602.87	60.73
141 E 73400	722 000 00000 000	REGULAR INSTRUCTION EQUIPMENT	12,831.00	0.00	0.00	0.00	12,831.00	0.00
141 E 73400	--- --- ----- ---		438,141.00	27,918.08	194,508.05	0.00	243,632.95	44.39
=====								
76100		REGULAR CAPITAL OUTLAY						
141 E 76100	304 000 00000 000	ARCHITECTS	0.00	0.00	0.00	0.00	0.00	0.00
141 E 76100	304 001 00000 000	ARCHITECTS / BCE-JE GYM FLOORS	0.00	0.00	0.00	0.00	0.00	0.00
141 E 76100	308 000 00000 000	CONSULTANTS	0.00	0.00	0.00	0.00	0.00	0.00
141 E 76100	707 000 00000 000	BUILDING IMPROVEMENTS	0.00	0.00	0.00	0.00	0.00	0.00
141 E 76100	724 000 00000 000	SITE DEVELOPMENT	0.00	0.00	0.00	0.00	0.00	0.00
141 E 76100	799 000 00000 000	OTHER CAPITAL OUTLAY	0.00	0.00	0.00	0.00	0.00	0.00
141 E 76100	--- --- ----- ---		0.00	0.00	0.00	0.00	0.00	0.00
=====								
99100		TRANSFERS						
141 E 99100	316 000 00000 000	CONTRIBUTIONS TO DS	0.00	0.00	0.00	0.00	0.00	0.00
141 E 99100	590 000 00000 000	TRANSFERS TO OTHER FUNDS	260,000.00	0.00	260,000.00	0.00	0.00	100.00
141 E 99100	--- --- ----- ---		260,000.00	0.00	260,000.00	0.00	0.00	100.00
=====								

Fnd T Acct	Obj Prj Loc	Prg	Account Level Description	2019-20 Budget	February 2019-20 Monthly Activity	2019-20 FYTD Activity	Encumbered Amount	Unexpended Balance - YTD Act	2019-20 FYTD %
00000									
141 -	-----	---	-----	---					
				70,733,171.00	5,682,997.85	39,110,827.20	0.00	31,622,343.80	55.29

Number of Accounts: 556

***** End of report *****

Acct	Account Level Description	Amount
A	Asset	
11140	CASH WITH TRUSTEE D.	0.00
11140	CASH WITH TRUSTEE	17,664,319.21
11140		2,931.34
11300	INVESTMENTS	0.00
11410	ACCOUNTS RECEIVABLE	3,769.95
11420	Allowance for Doubtful Accts.	0.00
11430	DUE FROM OTHER GOVERNMENTS	2,569,118.00
11440	DUE FROM OTHER FUNDS	16,624.16
11500	PROPERTY TAX RECEIVABLE	12,344,680.00
11510	ALLOWANCE FOR UNCOLL. PROPERTY	222,497.00CR
11600	PRE-PAID ITEMS	0.00
11820	CASH SHORTAGE	0.00
11890	OTHER CURRENT ASSETS	0.00
21100		0.00
-----		32,378,945.66
		=====

L	Liability	
21100	ACCOUNTS PAYABLE	290,808.49CR
21300	PAYROLL ADJUSTMENTS	0.00
21310	INCOME TAX WITHHELD AND UNPAID	110.31
21320	SOCIAL SECURITY TAX	13.24
21325	EMPLOYEE MEDICARE DEDUCTION	69.85
21330	RETIREMENT CONTRIBUTIONS	488,268.44CR
21331	HYBRID EMPLOYER CONTRIBUTION	0.00
21339	STATE DENTAL PLAN	1,926.34
21340	MEDICAL INSURANCE CONTRIBUTION	64,112.48
21341	COLONIAL LIFE INS PAYABLE	0.00
21342	HARTFORD ROTH	530.00
21342	SOCIAL SECURITY	0.00
21342	STATE RETIREMENT	0.00
21342	MEDICAL INSURANCE	0.00
21342	MEDICARE	0.00
21343	AMERICAN FAMILY LIFE PAYABLE	637.45CR
21344	HORACE MANN LIFE INS PAYABLE	68.97
21345	CITIZENS SECURITY DENTAL	0.00
21346	WASHINGTON NATIONAL INS CO	0.00
21347	LIBERTY NATIONAL INS PAYABLE	0.00
21348	MEDICAL INSURANCE PAYABLE	1,890.40
21349	UNITED WAY	0.00
21350	NTA LIFE BUSINESS SERVICES	0.00
21351	HORACE MANN ANNUITY PAYABLE	530.40CR
21352	TRANSAMERICA	0.00
21353	DAVIS VISION	476.52
21354	ONE AMERICA	0.00
21355	EDUCATIONAL PLANNING GROUP	0.00
21356	TRUSTMARK	0.00
21357	MODERN WOODMEN INS PAYABLE	60.00
21358	HYBRID-TAXED CONTRIBUTION	1,031.73CR
21359	HYBRID PRETAXED CONTRIBUTION	13,321.06CR
21360	GARNISHMENTS AND LEVIES	1,033.18
21361	CENTRAL STATES HEALTH & LIFE C	0.00

Acct	Account Level Description	Amount
L	Liability	
21362	USABLE LIFE	0.00
21362	SOCIAL SECURITY	0.00
21362	STATE RETIREMENT	0.00
21362	MEDICAL INSURANCE	0.00
21362	MEDICARE	0.00
21363	MISCELLANEOUS DEDUCTIONS	0.00
21364	LEGAL SHIELD	0.00
21365	WAGWORKS	8,471.00CR
21365	WAGWORKS	0.00
21366	VALU TEACHERS	4,085.00
21367	LIFE INSURANCE OF ALABAMA	0.00
21370	AIG RETIREMENT (VALIC)	312.00
21380	CREDIT UNION DEDUCTIONS	0.00
21390	NEA TEA WCEA DUES	0.00
21500	DUE TO OTHER FUNDS	0.00
21510	DUE TO PRIMARY GOVERNMENT	0.00
21600	DUE TO GENERAL GOVERNMENT	0.00
21900	DUE TO PTO	0.00
29940	DEFERRED CURRENT PROP. TAXES	11,705,900.00CR
29945	DEF. DELINQUENT PROPERTY TAXES	361,914.00CR

12,796,194.28CR
=====

Q	Equity	
34110	PURCHASE ORDERS PAYABLE	0.00
34111	RESERVE FOR ENCUMBRANCE	0.00
34120	ENCUMBRANCE PRIOR YEAR	0.00
34240	PRE-PAID ITEMS	0.00
34555	RESTRICTED FOR EDUCATION	12,648.44CR
34560	RESTRICTED FOR EDUCATION - CL	0.00
34755	ASSIGNED FOR EDUCATION - NISWO	0.00
34760	ASSIGNED FOR INSTRUCTION - RET	0.00
34765	ASSIGNED FOR SUPPORT SERVICES	1,410,000.00CR
34770	ASSIGNED FOR OPERATION NON-INS	0.00
34775	ASSIGNED FOR CAPITAL OUTLAY	0.00
34780	ASSIGNED FOR EDUCATION - CASH	1,975,000.00CR
39000	REV EXP SUMMARY FLOW THROUGH	16,185,102.94CR
39999	UNDESIGNATED FUND BALANCE	0.00

19,582,751.38CR
=====

Grand Asset Totals	32,378,945.66
Grand Liability Tota	12,796,194.28CR
Grand Equity Totals	19,582,751.38CR
Grand Totals	0.00

Number of Accounts: 82

		CHECK CHECK				
FND	ACCT	OBJ	NUMBER	DATE	VENDOR	AMOUNT
142	71100	429	142210813	02/07/2020	BARNES & NOBLE INC	109.89
142	71100	429	142210814	02/07/2020	BRAINCHILD	3,024.95
142	72210	524	142210815	02/07/2020	EAN SERVICES LLC	128.46
142	72130	524	142210816	02/07/2020	EMBASSY SUITES	675.65
142	72130	499	142210817	02/07/2020	FALL BRANCH SCHOOL	220.00
142	21310	000	142210818	02/07/2020	FIRST HORIZON BANK	107.30
142	21320	000	142210818	02/07/2020	FIRST HORIZON BANK	136.86
142	21325	000	142210818	02/07/2020	FIRST HORIZON BANK	32.00
142	71100	429	142210819	02/07/2020	HEINEMANN	374.59
142	72220	524	142210820	02/07/2020	HILTON GARDEN INN	382.80
142	72220	524	142210821	02/07/2020	MTSU	2,810.28
142	72130	499	142210822	02/07/2020	OTC BRANDS INC	799.13
142	71100	429	142210823	02/07/2020	TENNESSEE OFFICE SUP	957.00
142	72210	499	142210824	02/07/2020	VERIZON WIRELESS	51.36
142	72210	524	142210825	02/07/2020	WHITAKER, JERRY	47.00
142	72210	355	142210825	02/07/2020	WHITAKER, JERRY	120.32
142	71200	429	142210826	02/11/2020	AUTISM PRODUCTS.COM	68.90
142	72130	355	142210827	02/11/2020	DCHS AGRICULTURE DEP	1,380.00
142	72220	524	142210828	02/11/2020	EAN SERVICES LLC	142.20
142	21310	000	142210829	02/11/2020	FIRST HORIZON BANK	1,198.25
142	21310	000	142210829	02/11/2020	FIRST HORIZON BANK	5,707.35
142	21310	000	142210829	02/11/2020	FIRST HORIZON BANK	612.49
142	21310	000	142210829	02/11/2020	FIRST HORIZON BANK	413.28
142	21310	000	142210829	02/11/2020	FIRST HORIZON BANK	100.00
142	21310	000	142210829	02/11/2020	FIRST HORIZON BANK	5,039.16
142	21310	000	142210829	02/11/2020	FIRST HORIZON BANK	211.33
142	21320	000	142210829	02/11/2020	FIRST HORIZON BANK	655.30
142	21320	000	142210829	02/11/2020	FIRST HORIZON BANK	8,313.72
142	21320	000	142210829	02/11/2020	FIRST HORIZON BANK	1,341.08
142	21320	000	142210829	02/11/2020	FIRST HORIZON BANK	1,084.98
142	21320	000	142210829	02/11/2020	FIRST HORIZON BANK	108.50
142	21320	000	142210829	02/11/2020	FIRST HORIZON BANK	12,278.82
142	21320	000	142210829	02/11/2020	FIRST HORIZON BANK	342.86
142	21325	000	142210829	02/11/2020	FIRST HORIZON BANK	345.04
142	21325	000	142210829	02/11/2020	FIRST HORIZON BANK	1,989.34
142	21325	000	142210829	02/11/2020	FIRST HORIZON BANK	313.64
142	21325	000	142210829	02/11/2020	FIRST HORIZON BANK	253.74
142	21325	000	142210829	02/11/2020	FIRST HORIZON BANK	25.38
142	21325	000	142210829	02/11/2020	FIRST HORIZON BANK	2,871.64
142	21325	000	142210829	02/11/2020	FIRST HORIZON BANK	80.20
142	72220	524	142210830	02/11/2020	HOUGHTON MIFFLIN	4,300.00
142	72220	524	142210831	02/11/2020	MYERS, MINDY	52.56
142	21342	000	142210832	02/11/2020	OMNI GROUP	100.00
142	21342	000	142210832	02/11/2020	OMNI GROUP	20.00
142	21351	000	142210832	02/11/2020	OMNI GROUP	500.00
142	21366	000	142210832	02/11/2020	OMNI GROUP	320.00
142	21366	000	142210832	02/11/2020	OMNI GROUP	128.00
142	21366	000	142210832	02/11/2020	OMNI GROUP	405.00
142	21370	000	142210832	02/11/2020	OMNI GROUP	400.00
142	21370	000	142210832	02/11/2020	OMNI GROUP	400.00
142	72220	524	142210833	02/11/2020	ST JOHN, SEBRENA	17.50
142	21330	000	142210834	02/11/2020	TENN CONSOLIDATED RE	2,244.00
142	21330	000	142210834	02/11/2020	TENN CONSOLIDATED RE	10,114.84
142	21330	000	142210834	02/11/2020	TENN CONSOLIDATED RE	1,533.20
142	21330	000	142210834	02/11/2020	TENN CONSOLIDATED RE	682.43
142	21330	000	142210834	02/11/2020	TENN CONSOLIDATED RE	8,529.98

		CHECK CHECK				
FND	ACCT	OBJ	NUMBER	DATE	VENDOR	AMOUNT
142	21330	000	142210834	02/11/2020	TENN CONSOLIDATED RE	229.37
142	21359	000	142210834	02/11/2020	TENN CONSOLIDATED RE	65.70
142	21359	000	142210834	02/11/2020	TENN CONSOLIDATED RE	219.03
142	21359	000	142210834	02/11/2020	TENN CONSOLIDATED RE	488.78
142	21380	000	142210835	02/11/2020	THE TENNESSEE CREDIT	100.00
142	71200	429	142210836	02/11/2020	US POST OFFICE	55.00
142	72130	499	142210859	02/14/2020	DAVID CROCKETT HIGH	200.00
142	21340	000	142210860	02/14/2020	PAY FLEX	200.00
142	21340	000	142210860	02/14/2020	PAY FLEX	850.00
142	21348	000	142210860	02/14/2020	PAY FLEX	250.00
142	72220	499	142210861	02/14/2020	TRI CITIES COMMUNICA	440.00
142	21349	000	142210862	02/14/2020	UNITED WAY OF WASH C	5.00
142	21349	000	142210862	02/14/2020	UNITED WAY OF WASH C	3.00
142	21340	000	142210863	02/14/2020	WASHINGTON COUNTY IN	2,487.60
142	21340	000	142210863	02/14/2020	WASHINGTON COUNTY IN	17,358.00
142	21340	000	142210863	02/14/2020	WASHINGTON COUNTY IN	1,101.20
142	21340	000	142210863	02/14/2020	WASHINGTON COUNTY IN	2,515.20
142	21340	000	142210863	02/14/2020	WASHINGTON COUNTY IN	36,885.60
142	21340	000	142210863	02/14/2020	WASHINGTON COUNTY IN	1,094.40
142	21348	000	142210863	02/14/2020	WASHINGTON COUNTY IN	936.00
142	21348	000	142210863	02/14/2020	WASHINGTON COUNTY IN	4,100.40
142	21348	000	142210863	02/14/2020	WASHINGTON COUNTY IN	867.60
142	21348	000	142210863	02/14/2020	WASHINGTON COUNTY IN	6,853.60
142	21348	000	142210863	02/14/2020	WASHINGTON COUNTY IN	197.49
142	21343	000	142210996	02/21/2020	AMERICAN FIDELITY AS	153.48
142	21343	000	142210996	02/21/2020	AMERICAN FIDELITY AS	1,035.46
142	21343	000	142210996	02/21/2020	AMERICAN FIDELITY AS	176.32
142	21343	000	142210996	02/21/2020	AMERICAN FIDELITY AS	74.10
142	21343	000	142210996	02/21/2020	AMERICAN FIDELITY AS	1,996.62
142	21343	000	142210996	02/21/2020	AMERICAN FIDELITY AS	103.40
142	72130	355	142210997	02/21/2020	DCHS FCCLA DEPT	1,173.00
142	72130	355	142210998	02/21/2020	DCHS HEALTH SCIENCE	1,189.00
142	21320	000	142210999	02/21/2020	FIRST HORIZON BANK	136.86
142	21325	000	142210999	02/21/2020	FIRST HORIZON BANK	32.00
142	21310	000	142210999	02/21/2020	FIRST HORIZON BANK	107.30
142	72220	524	142211000	02/21/2020	LOYD, KATHY	20.00
142	72220	524	142211000	02/21/2020	LOYD, KATHY	56.00
142	72220	524	142211000	02/21/2020	LOYD, KATHY	282.00
142	71100	195	142211001	02/21/2020	WASHINGTON CO DEPT 0	4,672.01
142	21339	000	142211002	02/28/2020	CHLIC	152.57
142	21339	000	142211002	02/28/2020	CHLIC	625.85
142	21339	000	142211002	02/28/2020	CHLIC	68.30
142	21339	000	142211002	02/28/2020	CHLIC	149.75
142	21339	000	142211002	02/28/2020	CHLIC	1,764.88
142	21339	000	142211002	02/28/2020	CHLIC	27.08
142	21353	000	142211002	02/28/2020	CHLIC	18.62
142	21353	000	142211002	02/28/2020	CHLIC	136.51
142	21353	000	142211002	02/28/2020	CHLIC	39.27
142	21353	000	142211002	02/28/2020	CHLIC	495.99
142	72130	355	142211003	02/28/2020	DBHS COSMETOLOGY DEP	300.00
142	72130	355	142211004	02/28/2020	DBHS ELECTRICITY DEP	233.00
142	72130	355	142211005	02/28/2020	DBHS HEALTH SCIENCE	1,488.00
142	72130	355	142211006	02/28/2020	DCHS HEALTH SCIENCE	1,283.00
142	21354	000	142211007	02/28/2020	AMERICAN UNITED LIFE	151.44
142	21354	000	142211007	02/28/2020	AMERICAN UNITED LIFE	311.76
142	21354	000	142211007	02/28/2020	AMERICAN UNITED LIFE	24.30

		CHECK CHECK				
<u>FND</u>	<u>ACCT</u>	<u>OBJ</u>	<u>NUMBER</u>	<u>DATE</u>	<u>VENDOR</u>	<u>AMOUNT</u>
142	21356	000	142211008	02/28/2020	TRUSTMARK SOLUTIONS	44.00
142	21356	000	142211008	02/28/2020	TRUSTMARK SOLUTIONS	128.72
142	72220	499	142211009	02/28/2020	WAL-MART	137.84
142	71200	195	142211010	02/28/2020	WASHINGTON CO DEPT 0	5,000.00
Totals for checks						185,893.70

FUND SUMMARY

<u>FUND</u>	<u>DESCRIPTION</u>	<u>BALANCE SHEET</u>	<u>REVENUE</u>	<u>EXPENSE</u>	<u>TOTAL</u>
142	SCHOOL FEDERAL PROJECTS	153,702.26	0.00	32,191.44	185,893.70
***	Fund Summary Totals ***	153,702.26	0.00	32,191.44	185,893.70

***** End of report *****

Fnd T	Acct	Obj	Prj	Loc	Prg	Account Level Description	2019-20 Budget	February 2019-20 Monthly Activity	2019-20 FYTD Activity	Encumbered Amount	Unexpended Balance - YTD Act	2019-20 FYTD %
010						CONSOLIDATED ADMINISTRATION						
142	E	72210	105	010	00001	000 SUPERVISOR/DIRECTOR	76,864.00	6,213.08	52,504.64	0.00	24,359.36	68.31
142	E	72210	161	010	00001	000 SECRETARY(S)	0.00	0.00	0.00	0.00	0.00	0.00
142	E	72210	162	010	00001	000 CLERICAL PERSONNEL	37,377.00	2,769.62	23,541.77	0.00	13,835.23	62.98
142	E	72210	189	010	00000	000 OTHER SALARIES & WAGES	70,816.00	0.00	0.00	0.00	70,816.00	0.00
142	E	72210	189	010	00001	000 OTHER SALARIES & WAGES	0.00	5,901.33	47,210.64	0.00	-47,210.64	0.00
142	E	72210	201	010	00000	000	0.00	0.00	0.00	0.00	0.00	0.00
142	E	72210	201	010	00001	000 SOCIAL SECURITY	6,708.00	464.51	3,947.09	0.00	2,760.91	58.84
142	E	72210	204	010	00000	000	0.00	0.00	0.00	0.00	0.00	0.00
142	E	72210	204	010	00001	000 STATE RETIREMENT	11,120.00	893.47	7,280.84	0.00	3,839.16	65.48
142	E	72210	207	010	00000	000	0.00	0.00	0.00	0.00	0.00	0.00
142	E	72210	207	010	00001	000 MEDICAL INSURANCE	26,119.00	2,487.60	14,925.60	0.00	11,193.40	57.14
142	E	72210	212	010	00000	000	0.00	0.00	0.00	0.00	0.00	0.00
142	E	72210	212	010	00001	000 EMPLOYER MEDICARE	2,684.00	204.52	1,690.23	0.00	993.77	62.97
142	E	72210	336	010	00000	000 MAINTENANCE AND REPAIR SERVICE	0.00	0.00	0.00	0.00	0.00	0.00
142	E	72210	355	010	00000	000 TRAVEL	7,500.00	120.32	1,816.08	0.00	5,683.92	24.21
142	E	72210	499	010	00000	000 OTHER SUPPLIES AND MATERIALS	3,500.00	51.36	495.19	0.00	3,004.81	14.15
142	E	72210	524	010	00000	000 IN SERVICE / STAFF DEVELOPMENT	9,544.00	175.46	8,750.36	0.00	793.64	91.68
142	E	99100	504	010	00008	000 INDIRECT COST	2,000.00	0.00	0.00	0.00	2,000.00	0.00
					010		254,232.00	19,281.27	162,162.44	0.00	92,069.56	63.79

Fnd T Acct	Obj Prj Loc	Prg	Account Level Description	2019-20 Budget	February 2019-20 Monthly Activity	2019-20 FYTD Activity	Encumbered Amount	Unexpended Balance - YTD Act	2019-20 FYTD %
100			TITLE I						
142 E	71100 116 100	00000 000	TEACHERS	770,195.00	60,476.40	380,035.60	0.00	390,159.40	49.34
142 E	71100 163 100	00000 000	EDUCATIONAL ASSISTANTS	100,244.00	10,008.78	56,642.18	0.00	43,601.82	56.50
142 E	71100 189 100	00000 000	OTHER SALARIES & WAGES	268,027.00	1,440.00	8,761.50	0.00	259,265.50	3.27
142 E	71100 195 100	00000 000	CERTIFIED SUBSTITUTE TEACHERS	0.00	0.00	0.00	0.00	0.00	0.00
142 E	71100 201 100	00000 000	SOCIAL SECURITY	70,585.00	4,156.86	25,088.16	0.00	45,496.84	35.54
142 E	71100 204 100	00000 000	STATE RETIREMENT	119,547.00	7,350.69	42,669.56	0.00	76,877.44	35.69
142 E	71100 207 100	00000 000	MEDICAL INSURANCE	170,767.00	17,358.00	98,676.00	0.00	72,091.00	57.78
142 E	71100 212 100	00000 000	EMPLOYER MEDICARE	16,508.00	994.67	5,992.82	0.00	10,515.18	36.30
142 E	71100 311 100	00000 000	CONTRACTS WITH OTHER SCHOOL SY	0.00	0.00	0.00	0.00	0.00	0.00
142 E	71100 336 100	00000 000	MAINTENANCE AND REPAIR SERVICE	0.00	0.00	0.00	0.00	0.00	0.00
142 E	71100 429 100	00000 000	INSTRUCTIONAL SUPPLIES & MATER	37,290.62	1,066.89	11,124.41	0.00	26,166.21	29.83
142 E	71100 499 100	00000 000	OTHER SUPPLIES AND MATERIALS	0.00	0.00	0.00	0.00	0.00	0.00
142 E	71100 722 100	00000 000	REGULAR INSTRUCTION EQUIPMENT	0.00	0.00	0.00	0.00	0.00	0.00
142 E	72130 189 100	00000 000	OTHER SALARIES & WAGES	0.00	0.00	0.00	0.00	0.00	0.00
142 E	72130 201 100	00000 000	SOCIAL SECURITY	0.00	0.00	0.00	0.00	0.00	0.00
142 E	72130 204 100	00000 000	STATE RETIREMENT	0.00	0.00	0.00	0.00	0.00	0.00
142 E	72130 207 100	00000 000	MEDICAL INSURANCE	0.00	0.00	0.00	0.00	0.00	0.00
142 E	72130 212 100	00000 000	EMPLOYER MEDICARE	0.00	0.00	0.00	0.00	0.00	0.00
142 E	72130 499 100	00000 000	OTHER SUPPLIES AND MATERIALS	22,000.00	1,219.13	5,764.89	0.00	16,235.11	26.20
142 E	72130 599 100	00000 000	OTHER CHARGES	5,000.00	0.00	0.00	0.00	5,000.00	0.00
142 E	72210 189 100	00000 000	OTHER SALARIES & WAGES	18,000.00	0.00	1,180.00	0.00	16,820.00	6.56
142 E	72210 195 100	00000 000	CERTIFIED SUBSTITUTE TEACHERS	0.00	0.00	0.00	0.00	0.00	0.00
142 E	72210 201 100	00000 000	SOCIAL SECURITY	1,116.00	0.00	73.16	0.00	1,042.84	6.56
142 E	72210 204 100	00000 000	STATE RETIREMENT	1,883.00	0.00	120.54	0.00	1,762.46	6.40
142 E	72210 207 100	00000 000	MEDICAL INSURANCE	0.00	0.00	0.00	0.00	0.00	0.00
142 E	72210 212 100	00000 000	EMPLOYER MEDICARE	261.00	0.00	17.11	0.00	243.89	6.56
142 E	72210 355 100	00000 000	TRAVEL	0.00	0.00	0.00	0.00	0.00	0.00
142 E	72210 524 100	00000 000	IN SERVICE / STAFF DEVELOPMENT	32,500.00	0.00	25,908.02	0.00	6,591.98	79.72
142 E	72210 599 100	00000 000	OTHER CHARGES	0.00	0.00	0.00	0.00	0.00	0.00
142 E	99100 504 100	00008 000	INDIRECT COST	15,000.00	0.00	0.00	0.00	15,000.00	0.00
142 E	99100 590 100	00000 000	TRANSFERS OUT	0.00	0.00	0.00	0.00	0.00	0.00
				<u>1,648,923.62</u>	<u>104,071.42</u>	<u>662,053.95</u>	<u>0.00</u>	<u>986,869.67</u>	<u>40.15</u>

Account Level		2019-20	February 2019-20	2019-20	Encumbered	Unexpended	2019-20
Fnd T Acct	Obj Prj Loc Prg Description	Budget	Monthly Activity	FYTD Activity	Amount	Balance - YTD Act	FYTD %
160	TITLE I-D FY19 REVISED						
142 E 71100 429 160 00000 000	INSTRUCTIONAL SUPPLIES & MATER	6,739.37	3,024.95	3,024.95	0.00	3,714.42	44.88
142 E 72210 499 160 00000 000	OTHER SUPPLIES AND MATERIALS	12,000.00	0.00	0.00	0.00	12,000.00	0.00
142 E 72210 524 160 00000 000	IN-SERVICE / STAFF DEVELOPMENT	5,500.00	0.00	5,158.84	0.00	341.16	93.80
142 E 99100 504 160 00000 000	INDIRECT COST	1,000.00	0.00	0.00	0.00	1,000.00	0.00
	160	25,239.37	3,024.95	8,183.79	0.00	17,055.58	32.42

Fnd T Acct		Obj	Prj	Loc	Prg	Account Level Description	2019-20 Budget	February 2019-20 Monthly Activity	2019-20 FYTD Activity	Encumbered Amount	Unexpended Balance - YTD Act	2019-20 FYTD %
171 ADD. TARGETED SUPPORT & IMPROV												
142	E	71100	195	171	00000	000 CERTIFIED SUBSTITUTE TEACHERS	11,130.00	4,672.01	4,672.01	0.00	6,457.99	41.98
142	E	71100	201	171	00000	000 SOCIAL SECURITY	690.00	0.00	0.00	0.00	690.00	0.00
142	E	71100	212	171	00000	000 MEDICARE	162.00	0.00	0.00	0.00	162.00	0.00
142	E	71100	429	171	00000	000 INSTRUCTIONAL SUPPLIES AND MAT	9,190.80	374.59	5,747.70	0.00	3,443.10	62.54
142	E	72210	196	171	00000	000 IN SERVICE TRAINING	41,246.00	0.00	32,746.00	0.00	8,500.00	79.39
142	E	72210	524	171	00000	000 IN-SERVICE / STAFF DEVELOPMENT	5,309.22	0.00	1,782.90	0.00	3,526.32	33.58
171							67,728.02	5,046.60	44,948.61	0.00	22,779.41	66.37

Account Level		2019-20	February 2019-20	2019-20	Encumbered	Unexpended	2019-20
Fnd T Acct	Obj Prj Loc Prg Description	Budget	Monthly Activity	FYTD Activity	Amount	Balance - YTD Act	FYTD %
172	ADAPTIVE LEARNING TECH. GRANT						
142 E 71100 195 172 00000 000	CERTIFIED SUBSTITUTE TEACHERS	8,006.00	0.00	2,335.35	0.00	5,670.65	29.17
142 E 71100 429 172 00000 000	INSTRUCTIONAL SUPPLIES AND MAT	50,210.00	0.00	49,917.00	0.00	293.00	99.42
142 E 72210 524 172 00001 000	IN-SERVICE / STAFF DEVELOPMENT	9,890.00	0.00	9,890.00	0.00	0.00	100.00
142 E 99100 504 172 00008 000	INDIRECT COST	2,484.79	0.00	0.00	0.00	2,484.79	0.00
	172	70,590.79	0.00	62,142.35	0.00	8,448.44	88.03

Fnd T Acct	Obj Prj Loc	Prg Description	2019-20 Budget	February 2019-20 Monthly Activity	2019-20 FYTD Activity	Encumbered Amount	Unexpended Balance - YTD Act	2019-20 FYTD %
200 TITLE II - A								
142 E 71100	116 200	00000 000 TEACHERS	117,546.00	10,951.48	65,708.88	0.00	51,837.12	55.90
142 E 71100	195 200	00000 000 CERTIFIED SUBSTITUTE TEACHERS	0.00	0.00	0.00	0.00	0.00	0.00
142 E 71100	201 200	00000 000 SOCIAL SECURITY	7,288.00	670.54	4,040.64	0.00	3,247.36	55.44
142 E 71100	204 200	00000 000 STATE RETIREMENT	12,495.00	985.63	5,913.78	0.00	6,581.22	47.33
142 E 71100	207 200	00000 000 MEDICAL INSURANCE	28,910.00	1,101.20	2,202.40	0.00	26,707.60	7.62
142 E 71100	212 200	00000 000 EMPLOYER MEDICARE	1,705.00	156.82	944.96	0.00	760.04	55.42
142 E 72210	138 200	00010 000 INSTR COMPUTER PERSONNEL	47,576.00	0.00	0.00	0.00	47,576.00	0.00
142 E 72210	189 200	00000 000 OTHER SALARIES & WAGES	0.00	0.00	0.00	0.00	0.00	0.00
142 E 72210	195 200	00000 000 CERTIFIED SUBSTITUTE TEACHERS	0.00	0.00	0.00	0.00	0.00	0.00
142 E 72210	201 200	00000 000 SOCIAL SECURITY	2,950.00	0.00	0.00	0.00	2,950.00	0.00
142 E 72210	201 200	00010 000	0.00	0.00	0.00	0.00	0.00	0.00
142 E 72210	204 200	00000 000 STATE RETIREMENT	5,057.00	0.00	0.00	0.00	5,057.00	0.00
142 E 72210	204 200	00010 000	0.00	0.00	0.00	0.00	0.00	0.00
142 E 72210	207 200	00000 000 MEDICAL INSURANCE	5,746.00	0.00	0.00	0.00	5,746.00	0.00
142 E 72210	207 200	00010 000	0.00	0.00	0.00	0.00	0.00	0.00
142 E 72210	212 200	00000 000 EMPLOYER MEDICARE	690.00	0.00	0.00	0.00	690.00	0.00
142 E 72210	212 200	00010 000	0.00	0.00	0.00	0.00	0.00	0.00
142 E 72210	355 200	00000 000 TRAVEL	0.00	0.00	0.00	0.00	0.00	0.00
142 E 72210	499 200	00000 000 OTHER SUPPLIES AND MATERIALS	0.00	0.00	0.00	0.00	0.00	0.00
142 E 72210	524 200	00000 000 IN SERVICE / STAFF DEVELOPMENT	97,051.79	-1,439.66	16,123.34	0.00	80,928.45	16.61
142 E 99100	504 200	00008 000 INDIRECT COST	13,500.00	0.00	0.00	0.00	13,500.00	0.00
142 E 99100	590 200	00000 000 TRANSFERS OUT	0.00	0.00	0.00	0.00	0.00	0.00
200			340,514.79	12,426.01	94,934.00	0.00	245,580.79	27.88

Fnd T Acct	Obj Prj Loc	Prg	Account Level Description	2019-20 Budget	February 2019-20 Monthly Activity	2019-20 FYTD Activity	Encumbered Amount	Unexpended Balance - YTD Act	2019-20 FYTD %
440			TITLE IV						
142 E 71100 429 440 00000 000			INSTRUCTIONAL SUPPLIES & MAT.	0.00	0.00	0.00	0.00	0.00	0.00
142 E 71150 116 440 00000 000			TEACHERS	41,071.00	5,440.19	5,440.19	0.00	35,630.81	13.25
142 E 71150 201 440 00000 000			SOCIAL SECURITY	2,546.00	292.88	292.88	0.00	2,253.12	11.50
142 E 71150 204 440 00000 000			STATE RETIREMENT	4,366.00	225.93	225.93	0.00	4,140.07	5.17
142 E 71150 207 440 00000 000			MEDICAL INSURANCE	5,746.00	1,614.00	1,614.00	0.00	4,132.00	28.09
142 E 71150 212 440 00000 000			MEDICARE	596.00	68.49	68.49	0.00	527.51	11.49
142 E 72130 123 440 00000 000			GUIDANCE PERSONNEL	52,395.00	4,366.17	26,197.02	0.00	26,197.98	50.00
142 E 72130 201 440 00000 000			SOCIAL SECURITY	3,248.00	249.61	1,500.70	0.00	1,747.30	46.20
142 E 72130 204 440 00000 000			STATE RETIREMENT	5,570.00	464.12	2,784.72	0.00	2,785.28	49.99
142 E 72130 207 440 00000 000			MEDICAL INSURANCE	9,463.00	901.20	5,407.20	0.00	4,055.80	57.14
142 E 72130 212 440 00000 000			EMPLOYER MEDICARE	760.00	58.38	350.96	0.00	409.04	46.18
142 E 72130 499 440 00000 000			OTHER SUPPLIES & MATERIALS	0.00	0.00	0.00	0.00	0.00	0.00
142 E 72130 524 440 00000 000			IN SERVICE / STAFF DEVELOPMENT	7,033.00	0.00	613.00	0.00	6,420.00	8.72
142 E 72130 599 440 00000 000			OTHER CHARGES	0.00	0.00	0.00	0.00	0.00	0.00
142 E 72250 524 440 00000 000			IN-SERVICE / STAFF DEVELOPMENT	9,716.74	0.00	9,233.64	0.00	483.10	95.03
142 E 72250 790 440 00000 000			OTHER EQUIPMENT	0.00	0.00	0.00	0.00	0.00	0.00
142 E 72710 201 440 00000 000				0.00	0.00	0.00	0.00	0.00	0.00
142 E 72710 204 440 00000 000				0.00	0.00	0.00	0.00	0.00	0.00
142 E 72710 212 440 00000 000				0.00	0.00	0.00	0.00	0.00	0.00
142 E 72710 599 440 00000 000			OTHER CHARGES	0.00	0.00	0.00	0.00	0.00	0.00
142 E 99100 504 440 00000 000			INDIRECT COST	1,000.00	0.00	0.00	0.00	1,000.00	0.00
			440	143,510.74	13,680.97	53,728.73	0.00	89,782.01	37.44

Fnd T Acct	Obj Prj Loc	Prg	Account Level Description	2019-20 Budget	February 2019-20 Monthly Activity	2019-20 FYTD Activity	Encumbered Amount	Unexpended Balance - YTD Act	2019-20 FYTD %
720			READ TO BE READY SUMMER GRANT						
142 E 71100	116 720	00000 000	TEACHERS	0.00	0.00	0.00	0.00	0.00	0.00
142 E 71100	201 720	00000 000	SOCIAL SECURITY	0.00	0.00	0.00	0.00	0.00	0.00
142 E 71100	204 720	00000 000	STATE RETIREMENT	0.00	0.00	0.00	0.00	0.00	0.00
142 E 71100	212 720	00000 000	EMPLOYER MEDICARE	0.00	0.00	0.00	0.00	0.00	0.00
142 E 71100	429 720	00000 000	INSTRUCTIONAL SUPPLIES & MATER	603.14	0.00	598.70	0.00	4.44	99.26
142 E 71100	599 720	10000 100	OTHER CHARGES	0.00	0.00	0.00	0.00	0.00	0.00
142 E 72130	499 720	00000 000	OTHER SUPPLIES & MATERIALS	143.33	0.00	143.33	0.00	0.00	100.00
142 E 72210	105 720	00000 000	SUPPORT SERVICES/REGULAR INSTR	0.00	0.00	0.00	0.00	0.00	0.00
142 E 72210	201 720	00000 000	SOCIAL SECURITY	0.00	0.00	0.00	0.00	0.00	0.00
142 E 72210	204 720	00000 000	STATE RETIREMENT	0.00	0.00	0.00	0.00	0.00	0.00
142 E 72210	212 720	00000 000	EMPLOYER MEDICARE	0.00	0.00	0.00	0.00	0.00	0.00
142 E 72210	499 720	00000 000	OTHER SUPPLIES AND MATERIALS	0.00	0.00	0.00	0.00	0.00	0.00
142 E 72710	146 720	00000 000	BUS DRIVERS	0.00	0.00	0.00	0.00	0.00	0.00
142 E 72710	201 720	00000 000	SOCIAL SECURITY	0.00	0.00	0.00	0.00	0.00	0.00
142 E 72710	204 720	00000 000	STATE RETIREMENT	0.00	0.00	0.00	0.00	0.00	0.00
142 E 72710	212 720	00000 000	EMPLOYER MEDICARE	0.00	0.00	0.00	0.00	0.00	0.00
142 E 72710	412 720	00000 000	DIESEL FUEL	165.00	0.00	165.00	0.00	0.00	100.00
	720			911.47	0.00	907.03	0.00	4.44	99.51

Account Level		2019-20	February 2019-20	2019-20	Encumbered	Unexpended	2019-20
Fnd T Acct	Obj Prj Loc Prg Description	Budget	Monthly Activity	FYTD Activity	Amount	Balance - YTD Act	FYTD %
800	CARL PERKINS						
142 E 71300 116 800 00021 000	TEACHERS	0.00	0.00	0.00	0.00	0.00	0.00
142 E 71300 189 800 00021 000	OTHER SALARIES & WAGES	6,000.00	0.00	0.00	0.00	6,000.00	0.00
142 E 71300 201 800 00021 000	SOCIAL SECURITY	0.00	0.00	0.00	0.00	0.00	0.00
142 E 71300 204 800 00021 000	STATE RETIREMENT	0.00	0.00	0.00	0.00	0.00	0.00
142 E 71300 207 800 00021 000	MEDICAL INSURANCE	0.00	0.00	0.00	0.00	0.00	0.00
142 E 71300 212 800 00021 000	EMPLOYER MEDICARE	0.00	0.00	0.00	0.00	0.00	0.00
142 E 71300 429 800 00000 000	INSTRUCTIONAL SUPPLIES & MATER	8,000.00	0.00	4,308.82	0.00	3,691.18	53.86
142 E 71300 499 800 00000 000	OTHER SUPPLIES AND MATERIALS	4,000.00	0.00	2,370.00	0.00	1,630.00	59.25
142 E 71300 599 800 00000 000	OTHER CHARGES	0.00	0.00	0.00	0.00	0.00	0.00
142 E 71300 730 800 00000 000	VOCATIONAL INSTRUCTION EQUIPME	74,953.39	0.00	28,969.95	0.00	45,983.44	38.65
142 E 72130 146 800 00000 000	BUS DRIVERS	500.00	0.00	0.00	0.00	500.00	0.00
142 E 72130 355 800 00000 000	TRAVEL	10,000.00	7,046.00	9,962.00	0.00	38.00	99.62
142 E 72130 399 800 00000 000	OTHER CONTRACTED SERVICES	0.00	0.00	0.00	0.00	0.00	0.00
142 E 72130 524 800 00000 000	IN SERVICE / STAFF DEVELOPMENT	25,000.00	675.65	20,631.44	0.00	4,368.56	82.53
142 E 72230 599 800 00000 000		0.00	0.00	0.00	0.00	0.00	0.00
142 E 99100 504 800 00008 000	INDIRECT COST	1,857.45	0.00	0.00	0.00	1,857.45	0.00
142 E 99100 590 800 00008 000	TRANS. OUT - INDIRECT COST	0.00	0.00	0.00	0.00	0.00	0.00
	800	130,310.84	7,721.65	66,242.21	0.00	64,068.63	50.83

Account Level		2019-20	February 2019-20	2019-20	Encumbered	Unexpended	2019-20
Fnd T Acct	Obj Prj Loc Prg Description	Budget	Monthly Activity	FYTD Activity	Amount	Balance - YTD Act	FYTD %
801	CARL PERKINS RESERVE GRANT						
142 E 71300 429 801 00000 000	INSTRUCTIONAL SUPPLIES & MATRI	0.00	0.00	0.00	0.00	0.00	0.00
142 E 71300 499 801 00000 000	OTHER SUPPLIES AND MATERIALS	10,000.00	0.00	3,950.00	0.00	6,050.00	39.50
142 E 71300 730 801 00000 000	VOCATIONAL INSTRUCTION EQUIP	35,000.00	0.00	33,259.77	0.00	1,740.23	95.03
	801	45,000.00	0.00	37,209.77	0.00	7,790.23	82.69

Account Level		2019-20	February 2019-20	2019-20	Encumbered	Unexpended	2019-20
Fnd T Acct	Obj Prj Loc Prg Description	Budget	Monthly Activity	FYTD Activity	Amount	Balance - YTD Act	FYTD %
802	PERKINS-NEW SKILLS FOR YOUTH						
142 E 71300 499 802 00000 000	OTHER SUPPLIES AND MATERIALS	1,393.00	0.00	1,392.99	0.00	0.01	100.00
142 E 71300 730 802 00000 000	VOCATIONAL INSTRUCTION EQUIP	24,321.00	0.00	23,210.29	0.00	1,110.71	95.43
142 E 72130 524 802 00000 000	IN-SERVICE/STAFF DEVELOPMENT	3,500.00	0.00	3,500.00	0.00	0.00	100.00
	802	29,214.00	0.00	28,103.28	0.00	1,110.72	96.20

Fnd T Acct	Obj Prj Loc	Prg	Account Level Description	2019-20 Budget	February 2019-20 Monthly Activity	2019-20 FYTD Activity	Encumbered Amount	Unexpended Balance - YTD Act	2019-20 FYTD %
891			STATE DISCRETIONARY-Ages 6-21						
142 E 71200 195 891 00000 000			CERTIFIED SUBSTITUTE TEACHERS	5,000.00	5,000.00	5,000.00	0.00	0.00	100.00
142 E 71200 201 891 00000 000			SOCIAL SECURITY	310.00	0.00	0.00	0.00	310.00	0.00
142 E 71200 212 891 00000 000			EMPLOYER MEDICARE	72.00	0.00	0.00	0.00	72.00	0.00
142 E 71200 429 891 00000 000			INSTRUCTIONAL SUPPLIES & MATER	16,204.00	0.00	16,605.82	0.00	-401.82	102.48
142 E 71200 725 891 00000 000			SPED EQUIPMENT	0.00	0.00	0.00	0.00	0.00	0.00
142 E 72220 189 891 00020 000			OTHER SALARIES & WAGES	0.00	0.00	0.00	0.00	0.00	0.00
142 E 72220 196 891 00020 000			IN-SERVICE TRAINING	10,000.00	874.50	4,281.75	0.00	5,718.25	42.82
142 E 72220 201 891 00020 000			SOCIAL SECURITY	620.00	54.25	265.52	0.00	354.48	42.83
142 E 72220 204 891 00020 000			STATE RETIREMENT	904.00	77.67	427.17	0.00	476.83	47.25
142 E 72220 207 891 00020 000			MEDICAL INSURANCE	0.00	0.00	0.00	0.00	0.00	0.00
142 E 72220 212 891 00020 000			EMPLOYER MEDICARE	145.00	12.69	62.13	0.00	82.87	42.85
142 E 72220 355 891 00000 000			TRAVEL	0.00	0.00	0.00	0.00	0.00	0.00
142 E 72220 499 891 00000 000			OTHER SUPPLIES AND MATERIALS	0.00	0.00	0.00	0.00	0.00	0.00
142 E 72220 524 891 00000 000			IN SERVICE / STAFF DEVELOPMENT	52,200.00	7,110.28	52,497.20	0.00	-297.20	100.57
142 E 72220 599 891 00000 000			OTHER CHARGES	0.00	0.00	0.00	0.00	0.00	0.00
142 E 72220 790 891 00000 000			OTHER EQUIPMENT	0.00	0.00	0.00	0.00	0.00	0.00
142 E 99100 504 891 00000 000			INDIRECT COST	0.00	0.00	0.00	0.00	0.00	0.00
		891		85,455.00	13,129.39	79,139.59	0.00	6,315.41	92.61

Account Level		2019-20	February 2019-20	2019-20	Encumbered	Unexpended	2019-20
Fnd T Acct	Obj Prj Loc Prg Description	Budget	Monthly Activity	FYTD Activity	Amount	Balance - YTD Act	FYTD %
893	IDEA DISCRETIONARY SUPPLEMENTA						
142 E 72220 399 893 00000 000	OTHER CONTRACTED SERVICES	0.00	0.00	0.00	0.00	0.00	0.00
142 E 72220 499 893 00000 000	OTHER SUPPLIES AND MATERIALS	4,034.89	0.00	0.00	0.00	4,034.89	0.00
142 E 72220 524 893 00000 000	IN SERVICE / STAFF DEVELOPMENT	2,800.00	0.00	132.00	0.00	2,668.00	4.71
142 E 72220 790 893 00000 000		0.00	0.00	0.00	0.00	0.00	0.00
	893	6,834.89	0.00	132.00	0.00	6,702.89	1.93

Fnd T Acct	Obj Prj Loc	Prg	Account Level Description	2019-20 Budget	February 2019-20 Monthly Activity	2019-20 FYTD Activity	Encumbered Amount	Unexpended Balance - YTD Act	2019-20 FYTD %
900			IDEA PART- B						
142 E 71200 116 900 00000 000			TEACHERS	78,909.00	9,149.84	54,478.60	0.00	24,430.40	69.04
142 E 71200 163 900 00000 000			EDUCATIONAL ASSISTANTS	857,118.00	79,115.02	440,016.69	0.00	417,101.31	51.34
142 E 71200 171 900 00000 000			SPEECH PATHOLOGIST	49,000.00	3,518.00	21,108.00	0.00	27,892.00	43.08
142 E 71200 189 900 00000 000			OTHER SALARIES & WAGES	0.00	0.00	0.00	0.00	0.00	0.00
142 E 71200 201 900 00000 000			SOCIAL SECURITY	60,953.04	5,172.15	28,926.75	0.00	32,026.29	47.46
142 E 71200 204 900 00000 000			STATE RETIREMENT	96,800.41	8,069.62	44,415.18	0.00	52,385.23	45.88
142 E 71200 207 900 00000 000			MEDICAL INSURANCE	346,332.00	27,249.20	164,396.40	0.00	181,935.60	47.47
142 E 71200 212 900 00000 000			EMPLOYER MEDICARE	14,354.48	1,209.58	6,765.08	0.00	7,589.40	47.13
142 E 71200 429 900 00000 000			INSTRUCTIONAL SUPPLIES & MAT.	60,000.00	55.00	3,468.54	0.00	56,531.46	5.78
142 E 71200 725 900 00000 000			SPECIAL EDUCATION EQUIPMENT	20,000.00	0.00	0.00	0.00	20,000.00	0.00
142 E 72210 524 900 00000 000			Staff Development	0.00	0.00	0.00	0.00	0.00	0.00
142 E 72220 189 900 00000 000			OTHER SALARIES & WAGES	0.00	0.00	0.00	0.00	0.00	0.00
142 E 72220 201 900 00000 000			SOCIAL SECURITY	0.00	0.00	0.00	0.00	0.00	0.00
142 E 72220 204 900 00000 000			STATE RETIREMENT	0.00	0.00	0.00	0.00	0.00	0.00
142 E 72220 207 900 00000 000			MEDICAL INSURANCE	0.00	0.00	0.00	0.00	0.00	0.00
142 E 72220 212 900 00000 000			EMPLOYER MEDICARE	0.00	0.00	0.00	0.00	0.00	0.00
142 E 72220 336 900 00000 000			MAINTENANCE & REPAIR OF EQUIPM	2,000.00	0.00	0.00	0.00	2,000.00	0.00
142 E 72220 355 900 00000 000			TRAVEL	20,000.00	0.00	0.00	0.00	20,000.00	0.00
142 E 72220 399 900 00000 000			OTHER CONTRACTED SERVICES	25,000.00	0.00	0.00	0.00	25,000.00	0.00
142 E 72220 429 900 00000 000			Instructional Supplies & Mat.	0.00	0.00	0.00	0.00	0.00	0.00
142 E 72220 499 900 00000 000			OTHER SUPPLIES AND MATERIALS	48,131.66	577.84	8,175.63	0.00	39,956.03	16.99
142 E 72220 524 900 00000 000			IN SERVICE / STAFF DEVELOPMENT	65,000.00	953.06	18,955.56	0.00	46,044.44	29.16
142 E 72710 146 900 00020 000			BUS DRIVERS	270,204.00	17,700.15	110,918.68	0.00	159,285.32	41.05
142 E 72710 201 900 00020 000			SOCIAL SECURITY	16,752.76	967.26	6,106.24	0.00	10,646.52	36.45
142 E 72710 204 900 00020 000			STATE RETIREMENT	26,372.20	1,700.96	9,907.40	0.00	16,464.80	37.57
142 E 72710 207 900 00020 000			MEDICAL INSURANCE	80,248.00	9,566.40	52,546.40	0.00	27,701.60	65.48
142 E 72710 212 900 00020 000			EMPLOYER MEDICARE	3,578.00	226.24	1,428.27	0.00	2,149.73	39.92
142 E 99100 504 900 00008 000			INDIRECT COST	17,280.87	0.00	0.00	0.00	17,280.87	0.00
			900	2,158,034.42	165,230.32	971,613.42	0.00	1,186,421.00	45.02

Fnd T Acct	Obj Prj Loc	Prg	Description	2019-20 Budget	February 2019-20 Monthly Activity	2019-20 FYTD Activity	Encumbered Amount	Unexpended Balance - YTD Act	2019-20 FYTD %
910			IDEA PRESCHOOL						
142 E 71200 163 910 00000 000			EDUCATIONAL ASSISTANTS	42,842.36	2,989.66	16,477.37	0.00	26,364.99	38.46
142 E 71200 201 910 00000 000			SOCIAL SECURITY	2,540.45	171.43	961.72	0.00	1,578.73	37.86
142 E 71200 204 910 00000 000			STATE RETIREMENT	3,999.16	287.30	1,239.29	0.00	2,759.87	30.99
142 E 71200 207 910 00000 000			MEDICAL INSURANCE	22,586.69	1,094.40	4,924.80	0.00	17,661.89	21.80
142 E 71200 212 910 00000 000			EMPLOYER MEDICARE	594.18	40.10	224.94	0.00	369.24	37.86
142 E 71200 429 910 00000 000			INSTRUCTIONAL SUPPLIES & MATER	9,570.56	68.90	1,487.42	0.00	8,083.14	15.54
142 E 71200 499 910 00000 000			OTHER SUPPLIES AND MATERIALS	0.00	0.00	0.00	0.00	0.00	0.00
142 E 71200 725 910 00000 000			SPECIAL EDUCATION EQUIPMENT	0.00	0.00	0.00	0.00	0.00	0.00
142 E 72220 189 910 00000 000			OTHER SALARIES & WAGES	0.00	0.00	0.00	0.00	0.00	0.00
142 E 72220 201 910 00000 000			SOCIAL SECURITY	0.00	0.00	0.00	0.00	0.00	0.00
142 E 72220 204 910 00000 000			STATE RETIREMENT	0.00	0.00	0.00	0.00	0.00	0.00
142 E 72220 207 910 00000 000			EMPLOYER MEDICARE	0.00	0.00	0.00	0.00	0.00	0.00
142 E 72220 212 910 00000 000			EMPLOYER MEDICARE	0.00	0.00	0.00	0.00	0.00	0.00
142 E 72220 355 910 00000 000			TRAVEL	0.00	0.00	0.00	0.00	0.00	0.00
142 E 72220 399 910 00000 000			OTHER CONTRACTED SERVICES	0.00	0.00	0.00	0.00	0.00	0.00
142 E 72220 499 910 00000 000			OTHER SUPPLIES AND MATERIALS	0.00	0.00	0.00	0.00	0.00	0.00
142 E 72220 524 910 00000 000			IN SERVICE / STAFF DEVELOPMENT	5,000.00	0.00	0.00	0.00	5,000.00	0.00
142 E 99100 504 910 00008 000			INDIRECT COST	280.31	0.00	0.00	0.00	280.31	0.00
	910			87,413.71	4,651.79	25,315.54	0.00	62,098.17	28.96

Number of Accounts: 264

***** End of report *****

Fnd T Acct	Obj Prj Loc	Prg	Account Level Description	Amount
A			Asset	
142 A 11140 000 000 00000 000			CASH WITH TRUSTEE	0.00
142 A 11140 000 000 00000 142			CASH WITH TRUSTEE	0.00
142 A 11140 000 000 99141 141				0.00
142 A 11140 000 000 99142 142				500,630.00
142 A 11140 000 010 00000 142			CASH WITH TRUSTEE - CON ADMIN	0.00
142 A 11140 000 010 99142 142				1,630.12
142 A 11140 000 100 00000 000			CASH WITH TRUSTEE	0.00
142 A 11140 000 100 00000 142			CASH WITH TRUSTEE - TITLE I	0.00
142 A 11140 000 100 99141 141				0.00
142 A 11140 000 100 99142 142				20,962.12
142 A 11140 000 101 99142 142				0.00
142 A 11140 000 160 00000 000			TITLE I-D	0.00
142 A 11140 000 160 99142 142				0.00
142 A 11140 000 171 99142 142				4,672.01CR
142 A 11140 000 172 99142 142				0.00
142 A 11140 000 200 00000 142			CASH WITH TRUSTEE - TITLE II-A	0.00
142 A 11140 000 200 99141 141				0.00
142 A 11140 000 200 99142 142				3,483.53
142 A 11140 000 300 00000 142			CASH WITH TRUSTEE - TITLE III	0.00
142 A 11140 000 440 00000 141			CASH WITH TRUSTEE	0.00
142 A 11140 000 440 99141 141				0.00
142 A 11140 000 440 99142 142				1,573.23
142 A 11140 000 480 00000 142			CASH WITH TRUSTEE - FTTT DISCR	0.00
142 A 11140 000 580 00000 142			CASH WITH TRUSTEE - FTTT	0.00
142 A 11140 000 720 99142 142				907.03CR
142 A 11140 000 800 00000 142			CASH WITH TRUSTEE - CARL PERKI	0.00
142 A 11140 000 800 99141 141				0.00
142 A 11140 000 800 99142 142				4,568.67CR
142 A 11140 000 801 00000 142			CASH WITH TRUSTEE - CTE RESERV	0.00
142 A 11140 000 801 99142 142				37,209.77CR
142 A 11140 000 802 99142 142				385.10CR
142 A 11140 000 891 00000 142			CASH WITH TRUSTEE - STATE DISC	0.00
142 A 11140 000 891 99142 142				4,885.81CR
142 A 11140 000 892 00000 142			CASH WITH TRUSTEE - DISC PRESC	0.00
142 A 11140 000 892 99142 142				0.00
142 A 11140 000 893 00000 142			CASH WITH TRUSTEE - IDEA DISC	0.00
142 A 11140 000 893 99142 142				0.00
142 A 11140 000 894 00000 142			CASH WITH TRUSTEE - FS GRAY	0.00
142 A 11140 000 894 99142 142				0.00
142 A 11140 000 895 00000 142			CASH WITH TRUSTEE - FS JM	0.00
142 A 11140 000 895 99142 142				0.00
142 A 11140 000 896 00000 142			CASH WITH TRUSTEE - FS SS	0.00
142 A 11140 000 896 99142 142				34.37CR
142 A 11140 000 897 99142 142				0.00
142 A 11140 000 900 00000 000			CASH WITH TRUSTEE-IDEA PART B	0.00
142 A 11140 000 900 00000 142			CASH WITH TRUSTEE-IDEA PART B	0.00
142 A 11140 000 900 99141 141				119.01CR
142 A 11140 000 900 99142 142				17,753.06
142 A 11140 000 901 00000 142			EDUCATION HANDICAPPED ACT - I	0.00
142 A 11140 000 902 00000 142			EDUCATION HANDICAPPED ACT - ID	0.00
142 A 11140 000 910 00000 142			CASH WITH TRUSTEE - IDEA PRESC	0.00
142 A 11140 000 910 99142 142				405.95
142 A 11140 --- --- ----- ---				493,656.24
142 A 11400 000 900 00000 142			DUE FROM OTHER FUNDS	0.00

Fnd T Acct	Obj Prj Loc	Prg	Account Level Description	Amount
A			Asset	
142 A 11400	---	---	-----	0.00
142 A 11410	000	000	00000 142	0.00
142 A 11410	---	---	-----	0.00
142 A 11430	000	010	00000 142 DUE FROM OTHER GOVERNMENTS	0.00
142 A 11430	000	100	00000 142 DUE FROM OTHER GOVERNMENTS	0.00
142 A 11430	000	101	00000 142 DUE FROM OTHER GOVERNMENTS	0.00
142 A 11430	000	160	00000 142 DUE FROM OTHER GOVERNMENTS	0.00
142 A 11430	000	171	00000 142 DUE FROM OTHER GOVERNMENTS	0.00
142 A 11430	000	200	00000 142 DUE FROM OTHER GOVERNMENTS	0.00
142 A 11430	000	300	00000 142 DUE FROM OTHER GOVERNMENTS	0.00
142 A 11430	000	440	00000 142 DUE FROM OTHER GOVERNMENTS	0.00
142 A 11430	000	580	00000 142 DUE FROM OTHER GOVERNMENTS	0.00
142 A 11430	000	720	00000 142 DUE FROM OTHER GOVERNMENTS	0.00
142 A 11430	000	800	00000 142 DUE FROM OTHER GOVERNMENTS	0.00
142 A 11430	000	801	00000 142 DUE FROM OTHER GOVERNMENTS	0.00
142 A 11430	000	891	00000 142 DUE FROM OTHER GOVERNMENTS	0.00
142 A 11430	000	892	00000 142 DUE FROM OTHER GOVERNMENTS	0.00
142 A 11430	000	893	00000 142 DUE FROM OTHER GOVERNMENTS	0.00
142 A 11430	000	894	00000 142 Focus School Gray	0.00
142 A 11430	000	895	00000 142 Focus School JM	0.00
142 A 11430	000	896	00000 000 DUE FROM OTHER GOVERNMENTS	0.00
142 A 11430	000	896	00000 142 Focus Schools SS	0.00
142 A 11430	000	900	00000 142 DUE FROM OTHER GOVERNMENTS	0.00
142 A 11430	000	910	00000 142 DUE FROM OTHER GOVERNMENTS	0.00
142 A 11430	---	---	-----	0.00
142 A 11440	000	000	00000 142 DUE FROM OTHER FUNDS	0.00
142 A 11440	000	010	00000 000 DUE FROM OTHER FUNDS-CON ADMIN	0.00
142 A 11440	000	160	00000 000 TITLE I-D	0.00
142 A 11440	000	440	00000 000 DUE FROM OTHER FUNDS	0.00
142 A 11440	000	800	00000 142 DUE FROM OTHER FUNDS-CTE BASIC	0.00
142 A 11440	000	891	00000 142 DUE FROM OTHER FUNDS-STATE DIS	0.00
142 A 11440	000	892	00000 000 DUE FROM OTHER FUNDS-DISC PREK	0.00
142 A 11440	000	895	00000 000 DUE FROM OTHER FUNDS-FS JMS	0.00
142 A 11440	000	896	00000 000 DUE FROM OTHER FUNDS-FS SS	0.00
142 A 11440	000	900	00000 000 DUE FROM OTHER FUNDS-IDEA B	0.00
142 A 11440	000	900	00000 142	0.00
142 A 11440	000	910	00000 000 DUE FROM OTHER FUNDS	0.00
142 A 11440	---	---	-----	0.00
142 A 21100	000	000	00000 142 ACCOUNTS PAYABLE	0.00
142 A 21100	---	---	-----	0.00
142 A 21500	000	000	00000 142 DUE TO OTHER FUNDS	0.00
142 A 21500	---	---	-----	0.00
142 A	-----	---	-----	493,656.24

=====

Fnd T Acct	Obj Prj Loc	Prg	Account Level Description	Amount
L			Liability	
142 L 21100 000 010 00000 000			ACCOUNTS PAYABLE	0.00
142 L 21100 000 100 00000 000			ACCOUNTS PAYABLE	0.00
142 L 21100 000 101 00000 000				0.00
142 L 21100 000 160 00000 000			TITLE I-D	0.00
142 L 21100 000 171 00000 000				0.00
142 L 21100 000 172 00000 000				0.00
142 L 21100 000 200 00000 000			ACCOUNTS PAYABLE	0.00
142 L 21100 000 440 00000 000			ACCOUNTS PAYABLE	0.00
142 L 21100 000 720 00000 000				0.00
142 L 21100 000 800 00000 000			ACCOUNTS PAYABLE	0.00
142 L 21100 000 801 00000 000			ACCOUNTS PAYABLE	0.00
142 L 21100 000 802 00000 000				0.00
142 L 21100 000 891 00000 000			ACCOUNTS PAYABLE	0.00
142 L 21100 000 892 00000 000			ACCOUNTS PAYABLE	0.00
142 L 21100 000 893 00000 000			ACCOUNTS PAYABLE	0.00
142 L 21100 000 894 00000 000			ACCOUNTS PAYABLE	0.00
142 L 21100 000 895 00000 000			ACCOUNTS PAYABLE	0.00
142 L 21100 000 896 00000 000			ACCOUNTS PAYABLE	0.00
142 L 21100 000 897 00000 000				0.00
142 L 21100 000 900 00000 000			ACCOUNTS PAYABLE	0.00
142 L 21100 000 910 00000 000			ACCOUNTS PAYABLE	0.00
142 L 21100 --- --- ----- ---				0.00
142 L 21310 000 000 00000 000				0.00
142 L 21310 000 010 00000 000			INCOME TAX WITHHELD AND UNPAID	1,306.56
142 L 21310 000 100 00000 000			INCOME TAX WITHHELD AND UNPAID	0.00
142 L 21310 000 160 00000 000			TITLE I-D	0.00
142 L 21310 000 200 00000 000			INCOME TAX WITHHELD AND UNPAID	0.00
142 L 21310 000 440 00000 000			INCOME TAX WITHHELD AND UNPAID	0.00
142 L 21310 000 580 00000 000			INCOME TAX WITHHELD AND UNPAID	0.00
142 L 21310 000 720 00000 000				0.00
142 L 21310 000 800 00000 000			INCOME TAX WITHHELD AND UNPAID	0.00
142 L 21310 000 891 00000 000			INCOME TAX WITHHELD AND UNPAID	0.00
142 L 21310 000 892 00000 000			INCOME TAX WITHHELD AND UNPAID	0.00
142 L 21310 000 894 00000 000			INCOME TAX WITHHELD AND UNPAID	0.00
142 L 21310 000 895 00000 000			INCOME TAX WITHHELD AND UNPAID	0.00
142 L 21310 000 896 00000 000			INCOME TAX WITHHELD AND UNPAID	0.00
142 L 21310 000 900 00000 000			INCOME TAX WITHHELD AND UNPAID	0.00
142 L 21310 000 910 00000 000			INCOME TAX WITHHELD AND UNPAID	0.00
142 L 21310 --- --- ----- ---				1,306.56
142 L 21320 000 000 00000 000				0.00
142 L 21320 000 010 00000 000			SOCIAL SECURITY TAX	903.48CR
142 L 21320 000 100 00000 000			SOCIAL SECURITY TAX	0.00
142 L 21320 000 160 00000 000			TITLE I-D	0.00
142 L 21320 000 200 00000 000			SOCIAL SECURITY TAX	0.00
142 L 21320 000 440 00000 000			SOCIAL SECURITY TAX	0.00
142 L 21320 000 580 00000 000			SOCIAL SECURITY TAX	0.00
142 L 21320 000 720 00000 000				0.00
142 L 21320 000 800 00000 000			SOCIAL SECURITY TAX	0.00
142 L 21320 000 891 00000 000			SOCIAL SECURITY TAX	0.00
142 L 21320 000 894 00000 000			SOCIAL SECURITY TAX	0.00
142 L 21320 000 895 00000 000			SOCIAL SECURITY TAX	0.00
142 L 21320 000 896 00000 000			SOCIAL SECURITY TAX	0.00
142 L 21320 000 900 00000 000			SOCIAL SECURITY TAX	15.98CR

Fnd T Acct	Obj Prj Loc	Prg	Account Level Description	Amount
L			Liability	
142 L 21320 000 910 00000 000			SOCIAL SECURITY TAX	0.00
142 L 21320 --- --- ----- ---				919.46CR
142 L 21325 000 000 00000 000				0.00
142 L 21325 000 010 00000 000			EMPLOYEE MEDICARE DEDUCTION	403.08CR
142 L 21325 000 100 00000 000			EMPLOYEE MEDICARE DEDUCTION	0.00
142 L 21325 000 160 00000 000			TITLE I-D	0.00
142 L 21325 000 200 00000 000			EMPLOYEE MEDICARE DEDUCTION	0.00
142 L 21325 000 440 00000 000			EMPLOYEE MEDICARE DEDUCTION	0.00
142 L 21325 000 580 00000 000			EMPLOYEE MEDICARE DEDUCTION	0.00
142 L 21325 000 720 00000 000				0.00
142 L 21325 000 800 00000 000			EMPLOYEE MEDICARE DEDUCTION	0.00
142 L 21325 000 891 00000 000			EMPLOYEE MEDICARE DEDUCTION	0.00
142 L 21325 000 892 00000 000			EMPLOYEE MEDICARE DEDUCTION	0.00
142 L 21325 000 894 00000 000			EMPLOYEE MEDICARE DEDUCTION	0.00
142 L 21325 000 895 00000 000			EMPLOYEE MEDICARE DEDUCTION	0.00
142 L 21325 000 896 00000 000			EMPLOYEE MEDICARE DEDUCTION	0.00
142 L 21325 000 900 00000 000			EMPLOYEE MEDICARE DEDUCTION	3.72CR
142 L 21325 000 910 00000 000			EMPLOYEE MEDICARE DEDUCTION	0.00
142 L 21325 --- --- ----- ---				406.80CR
142 L 21330 000 000 00000 000				0.00
142 L 21330 000 010 00000 000			RETIREMENT CONTRIBUTIONS	133.08CR
142 L 21330 000 100 00000 000			RETIREMENT CONTRIBUTIONS	10,469.68CR
142 L 21330 000 160 00000 000			TITLE I-D	0.00
142 L 21330 000 200 00000 000			RETIREMENT CONTRIBUTIONS	1,533.20CR
142 L 21330 000 440 00000 000			RETIREMENT CONTRIBUTIONS	1,033.88CR
142 L 21330 000 580 00000 000			RETIREMENT CONTRIBUTIONS	0.00
142 L 21330 000 720 00000 000				0.00
142 L 21330 000 800 00000 000			RETIREMENT CONTRIBUTIONS	0.00
142 L 21330 000 891 00000 000			RETIREMENT CONTRIBUTIONS	121.42CR
142 L 21330 000 892 00000 000				0.00
142 L 21330 000 894 00000 000				0.00
142 L 21330 000 895 00000 000			RETIREMENT CONTRIBUTIONS	0.00
142 L 21330 000 896 00000 000				0.00
142 L 21330 000 900 00000 000			RETIREMENT CONTRIBUTIONS	10,382.65CR
142 L 21330 000 910 00000 000			RETIREMENT CONTRIBUTIONS	287.30CR
142 L 21330 --- --- ----- ---				23,961.21CR
142 L 21339 000 000 00000 000				0.00
142 L 21339 000 010 00000 000			STATE DENTAL PLAN	34.49CR
142 L 21339 000 100 00000 000			STATE DENTAL PLAN	0.00
142 L 21339 000 160 00000 000			STATE DENTAL PLAN	0.00
142 L 21339 000 200 00000 000			STATE DENTAL PLAN	0.00
142 L 21339 000 440 00000 000			STATE DENTAL PLAN	0.00
142 L 21339 000 580 00000 000			STATE DENTAL PLAN	0.00
142 L 21339 000 800 00000 000			STATE DENTAL PLAN	0.00
142 L 21339 000 891 00000 000			STATE DENTAL PLAN	0.00
142 L 21339 000 892 00000 000			STATE DENTAL PLAN	0.00
142 L 21339 000 900 00000 000			STATE DENTAL PLAN	0.00
142 L 21339 000 910 00000 000				0.00
142 L 21339 --- --- ----- ---				34.49CR
142 L 21340 000 000 00000 000				0.00
142 L 21340 000 010 00000 000			INSURANCE CONTRIBUTIONS	533.40CR

Fnd T Acct	Obj Prj Loc	Prg	Account Level Description	Amount
L			Liability	
142 L 21340	000 100 00000	000	INSURANCE CONTRIBUTIONS	0.00
142 L 21340	000 160 00000	000	INSURANCE CONTRIBUTIONS	0.00
142 L 21340	000 200 00000	000	INSURANCE CONTRIBUTIONS	200.00
142 L 21340	000 440 00000	000	INSURANCE CONTRIBUTIONS	0.00
142 L 21340	000 580 00000	000	INSURANCE CONTRIBUTIONS	0.00
142 L 21340	000 800 00000	000	INSURANCE CONTRIBUTIONS	0.00
142 L 21340	000 891 00000	000	INSURANCE CONTRIBUTIONS	0.00
142 L 21340	000 892 00000	000	MEDICAL INSURANCE PAYABLE	0.00
142 L 21340	000 900 00000	000	INSURANCE CONTRIBUTIONS	850.00
142 L 21340	000 910 00000	000	INSURANCE CONTRIBUTIONS	0.00
				<hr/>
142 L 21340	---	---	-----	516.60
142 L 21342	000 100 00000	000	HARTFORD ROTH	0.00
142 L 21342	000 160 00000	000	HARTFORD ROTH	0.00
142 L 21342	000 200 00000	000	HARTFORD ROTH	0.00
142 L 21342	000 440 00000	000	HARTFORD ROTH	0.00
142 L 21342	000 900 00000	000	HARTFORD ROTH	0.00
142 L 21342	000 910 00000	000		0.00
				<hr/>
142 L 21342	---	---	-----	0.00
142 L 21343	000 000 00000	000		0.00
142 L 21343	000 010 00000	000	AMERICAN FAMILY LIFE	0.00
142 L 21343	000 100 00000	000	AMERICAN FAMILY LIFE	0.00
142 L 21343	000 160 00000	000	AMERICAN FAMILY LIFE	0.00
142 L 21343	000 200 00000	000	AMERICAN FAMILY LIFE	0.00
142 L 21343	000 440 00000	000	AMERICAN FAMILY LIFE	0.00
142 L 21343	000 800 00000	000	AMERICAN FAMILY LIFE	0.00
142 L 21343	000 900 00000	000	AMERICAN FAMILY LIFE	0.00
142 L 21343	000 910 00000	000	AMERICAN FAMILY LIFE	0.00
				<hr/>
142 L 21343	---	---	-----	0.00
142 L 21344	000 100 00000	000	HORACE MANN LIFE INS	0.00
142 L 21344	000 160 00000	000	TITLE I-D	0.00
142 L 21344	000 900 00000	000	HORACE MANN LIFE INS	0.00
				<hr/>
142 L 21344	---	---	-----	0.00
142 L 21346	000 000 00000	000		0.00
142 L 21346	000 010 00000	000	WASHINGTON NATIONAL INS	0.00
142 L 21346	000 160 00000	000	TITLE I-D	0.00
142 L 21346	000 900 00000	000	WASHINGTON NATIONAL INS	0.00
142 L 21346	000 910 00000	000	WASHINGTON NATIONAL INS	0.00
				<hr/>
142 L 21346	---	---	-----	0.00
142 L 21347	000 000 00000	000		0.00
142 L 21347	000 100 00000	000	LIBERTY NATIONAL	0.00
142 L 21347	000 440 00000	000	LIBERTY NATIONAL	0.00
142 L 21347	000 800 00000	000	DEARBORN NATIONAL LIFE INSURAN	0.00
142 L 21347	000 900 00000	000	LIBERTY NATIONAL	0.00
142 L 21347	000 910 00000	000	LIBERTY NATIONAL	0.00
				<hr/>
142 L 21347	---	---	-----	0.00
142 L 21348	000 000 00000	000		0.00
142 L 21348	000 010 00000	000	MEDICAL INSURANCE	200.40CR
142 L 21348	000 100 00000	000	MEDICAL INSURANCE	0.00
142 L 21348	000 160 00000	000	MEDICAL INSURANCE	0.00

Fnd T Acct	Obj Prj Loc	Prg	Account Level Description	Amount
L			Liability	
142 L 21348	000 200 00000	000	EMPLOYEE INSURANCE DEDUCTIONS	0.00
142 L 21348	000 440 00000	000	MEDICAL INSURANCE	0.00
142 L 21348	000 580 00000	000	MEDICAL INSURANCE	0.00
142 L 21348	000 800 00000	000	MEDICAL INSURANCE	0.00
142 L 21348	000 891 00000	000	EMPLOYEE INSURANCE DEDUCTIONS	0.00
142 L 21348	000 900 00000	000	MEDICAL INSURANCE	250.00
142 L 21348	000 910 00000	000	MEDICAL INSURANCE	0.00
				<hr/>
142 L 21348	---	---	-----	49.60
142 L 21349	000 100 00000	000	UNITED WAY	0.00
142 L 21349	000 440 00000	000	UNITED WAY	0.00
142 L 21349	000 900 00000	000	UNITED WAY	0.00
				<hr/>
142 L 21349	---	---	-----	0.00
142 L 21351	000 010 00000	000	HORACE MANN ANNUITY	0.00
142 L 21351	000 100 00000	000	HORACE MANN ANNUITY	0.00
142 L 21351	000 160 00000	000	HORACE MANN ANNUITY	0.00
142 L 21351	000 200 00000	000	HORACE MANN ANNUITY	0.00
142 L 21351	000 440 00000	000	HORACE MANN ANNUITY	0.00
142 L 21351	000 580 00000	000	HORACE MANN ANNUITY	0.00
				<hr/>
142 L 21351	---	---	-----	0.00
142 L 21353	000 000 00000	000		0.00
142 L 21353	000 010 00000	000	DAVIS VISION	53.59
142 L 21353	000 100 00000	000	DAVIS VISION	0.00
142 L 21353	000 160 00000	000	DAVIS VISION	0.00
142 L 21353	000 200 00000	000	DAVIS VISION	0.00
142 L 21353	000 440 00000	000	DAVIS VISION	0.00
142 L 21353	000 580 00000	000	DAVIS VISION	0.00
142 L 21353	000 800 00000	000	DAVIS VISION	0.00
142 L 21353	000 900 00000	000	DAVIS VISION	0.00
				<hr/>
142 L 21353	---	---	-----	53.59
142 L 21354	000 000 00000	000	ONE AMERICA	0.00
142 L 21354	000 100 00000	000	ONE AMERICA	0.00
142 L 21354	000 160 00000	000	ONE AMERICA	0.00
142 L 21354	000 200 00000	000	ONE AMERICA	0.00
142 L 21354	000 440 00000	000	ONE AMERICA	0.00
142 L 21354	000 580 00000	000	ONE AMERICA	0.00
142 L 21354	000 800 00000	000	ONE AMERICA	0.00
142 L 21354	000 891 00000	000	ONE AMERICA	0.00
142 L 21354	000 900 00000	000	ONE AMERICA	82.80CR
142 L 21354	000 910 00000	000	ONE AMERICA	0.00
				<hr/>
142 L 21354	---	---	-----	82.80CR
142 L 21356	000 100 00000	000	TRUSTMARK	0.00
142 L 21356	000 160 00000	000	TRUSTMARK	0.00
142 L 21356	000 200 00000	000	TRUSTMARK	0.00
142 L 21356	000 900 00000	000	TRUSTMARK	0.00
				<hr/>
142 L 21356	---	---	-----	0.00
142 L 21357	000 100 00000	000	MODERN WOODMEN INS PAYABL	0.00
				<hr/>
142 L 21357	---	---	-----	0.00
142 L 21359	000 000 00000	000	HYBRID PRETAXED CONTRIBUTION	0.00

Fnd T Acct	Obj Prj Loc	Prg	Account Level Description	Amount
L			Liability	
142 L 21359	000 100 00000	000	HYBRID PRETAXED CONTRIBUTION	65.70CR
142 L 21359	000 200 00000	000	HYBRID PRETAXED CONTRIBUTION	219.03CR
142 L 21359	000 440 00000	000	HYBRID PRETAXED CONTRIBUTION	50.21CR
142 L 21359	000 720 00000	000		0.00
142 L 21359	000 891 00000	000	HYBRID PRETAXED CONTRIBUTION	0.66CR
142 L 21359	000 900 00000	000	HYBRID PRETAXED CONTRIBUTION	508.62CR
142 L 21359	---	---	-----	844.22CR
142 L 21360	000 100 00000	000	GARNISHMENTS AND LEVIES	0.00
142 L 21360	000 900 00000	000	GARNISHMENTS AND LEVIES	0.00
142 L 21360	---	---	-----	0.00
142 L 21362	000 000 00000	000		0.00
142 L 21362	000 100 00000	000	USABLE LIFE INS	0.00
142 L 21362	000 200 00000	000	USABLE LIFE INS	0.00
142 L 21362	000 580 00000	000	USABLE LIFE INS	0.00
142 L 21362	000 800 00000	000	USABLE Life	0.00
142 L 21362	000 900 00000	000	USABLE LIFE INS	0.00
142 L 21362	000 910 00000	000	USABLE LIFE INS	0.00
142 L 21362	201 000 00000	000		0.00
142 L 21362	201 100 00000	000	SOCIAL SECURITY	0.00
142 L 21362	201 200 00000	000	SOCIAL SECURITY	0.00
142 L 21362	201 900 00000	000	SOCIAL SECURITY	0.00
142 L 21362	201 910 00000	000	SOCIAL SECURITY	0.00
142 L 21362	204 000 00000	000		0.00
142 L 21362	204 100 00000	000	STATE RETIREMENT	0.00
142 L 21362	204 200 00000	000	STATE RETIREMENT	0.00
142 L 21362	204 900 00000	000	STATE RETIREMENT	0.00
142 L 21362	204 910 00000	000	STATE RETIREMENT	0.00
142 L 21362	207 000 00000	000		0.00
142 L 21362	207 100 00000	000	MEDICAL INSURANCE	0.00
142 L 21362	207 160 00000	000	MEDICAL INSURANCE	0.00
142 L 21362	207 200 00000	000	MEDICAL INSURANCE	0.00
142 L 21362	207 900 00000	000	MEDICAL INSURANCE	0.00
142 L 21362	207 910 00000	000	MEDICAL INSURANCE	0.00
142 L 21362	212 000 00000	000		0.00
142 L 21362	212 100 00000	000	MEDICARE	0.00
142 L 21362	212 200 00000	000	MEDICARE	0.00
142 L 21362	212 900 00000	000	MEDICARE	0.00
142 L 21362	212 910 00000	000	MEDICARE	0.00
142 L 21362	---	---	-----	0.00
142 L 21365	000 010 00000	000		710.00
142 L 21365	000 100 00000	000	WAGeworks	1,480.00CR
142 L 21365	000 200 00000	000	WAGeworks	0.00
142 L 21365	000 580 00000	000	WAGeworks	0.00
142 L 21365	000 900 00000	000	WAGeworks	415.00CR
142 L 21365	---	---	-----	1,185.00CR
142 L 21366	000 100 00000	000		0.00
142 L 21366	000 200 00000	000		0.00
142 L 21366	000 900 00000	000	LSW/VALUE TEACH	0.00
142 L 21366	---	---	-----	0.00
142 L 21370	000 010 00000	000	AIG RETIREMENT (VALIC)	0.00

Fnd T Acct	Obj Prj Loc	Prg	Account Level Description	Amount
L			Liability	
142 L 21370 000 100 00000 000			AIG RETIREMENT (VALIC)	0.00
142 L 21370 000 200 00000 000			AIG RETIREMENT (VALIC)	0.00
142 L 21370 000 440 00000 000			AIG RETIREMENT (VALIC)	0.00
142 L 21370 --- --- ----- ---				0.00
142 L 21380 000 010 00000 000			CREDIT UNION DEDUCTION	0.00
142 L 21380 000 100 00000 000			CREDIT UNION DEDUCTION	0.00
142 L 21380 000 580 00000 000			CREDIT UNION DEDUCTION	0.00
142 L 21380 --- --- ----- ---				0.00
142 L 21390 000 010 00000 000			NEA TEA WCEA DUES	0.00
142 L 21390 000 100 00000 000			NEA TEA WCEA DUES	0.00
142 L 21390 000 200 00000 000			NEA TEA WCEA DUES	0.00
142 L 21390 000 580 00000 000			NEA TEA WCEA DUES	0.00
142 L 21390 000 900 00000 000			NEA TEA WCEA DUES	0.00
142 L 21390 --- --- ----- ---				0.00
142 L 21500 000 000 00000 000				630.00CR
142 L 21500 000 010 00000 000			DUE TO OTHER FUNDS	910.00CR
142 L 21500 000 100 00000 000			DUE TO OTHER FUNDS	5,810.64CR
142 L 21500 000 160 00000 000			DUE TO OTHER FUNDS	0.00
142 L 21500 000 200 00000 000			DUE TO OTHER FUNDS	441.64CR
142 L 21500 000 300 00000 000			DUE TO OTHER FUNDS	0.00
142 L 21500 000 440 00000 000			DUE TO OTHER FUNDS	354.14CR
142 L 21500 000 800 00000 000			DUE TO OTHER FUNDS	580.23CR
142 L 21500 000 891 00000 000			DUE TO OTHER FUNDS	7.89
142 L 21500 000 892 00000 000			DUE TO OTHER FUNDS	0.00
142 L 21500 000 894 00000 000			DUE TO OTHER FUNDS	0.00
142 L 21500 000 896 00000 000			Due To Other Funds	34.37
142 L 21500 000 900 00000 000			DUE TO OTHER FUNDS	7,821.12CR
142 L 21500 000 910 00000 000			DUE TO OTHER FUNDS	118.65CR
142 L 21500 --- --- ----- ---				16,624.16CR
142 L 21530 000 000 00000 000			DUE TO STATE OF TENNESSEE	0.00
142 L 21530 000 010 00000 000			DUE TO STATE OF TENNESSEE	182.34CR
142 L 21530 000 200 00000 000			DUE TO STATE OF TENNESSEE	5,580.06CR
142 L 21530 000 800 00000 000			DUE TO STATE OF TN	0.00
142 L 21530 000 892 00000 000			Due to State of Tennessee	0.00
142 L 21530 000 900 00000 000			DUE TO STATE OF TENNESSEE	51.61CR
142 L 21530 --- --- ----- ---				5,814.01CR
142 L 21535 000 100 00000 000			DAVIS VISION	0.00
142 L 21535 --- --- ----- ---				0.00
142 L 21900 000 000 00000 000				0.00
142 L 21900 000 010 00000 000			OTHER CURRENT LIABILITIES	0.00
142 L 21900 000 100 00000 000			OTHER CURRENT LIABILITIES	0.00
142 L 21900 000 160 00000 000			OTHER CURRENT LIABILITIES	0.00
142 L 21900 000 200 00000 000			OTHER CURRENT LIABILITIES	0.00
142 L 21900 000 440 00000 000			OTHER CURRENT LIABILITIES	0.00
142 L 21900 000 720 00000 000				0.00
142 L 21900 000 800 00000 000			OTHER CURRENT LIABILITIES	0.00
142 L 21900 000 891 00000 000			OTHER CURRENT LIABILITIES	0.00
142 L 21900 000 894 00000 000			OTHER CURRENT LIABILITIES	0.00
142 L 21900 000 895 00000 000			OTHER CURRENT LIABILITIES	0.00

Fnd T Acct	Obj Prj Loc	Prg	Account Level Description	Amount
Liability				
L				
142 L	21900 000 896 00000 000		OTHER CURRENT LIABILITIES	0.00
142 L	21900 000 900 00000 000		OTHER CURRENT LIABILITIES	0.00
142 L	21900 000 910 00000 000		OTHER CURRENT LIABILITIES	0.00
142 L	21900 --- --- ----- ---			0.00
142 L	----- --- --- ----- ---			47,945.80CR
Equity				
Q				
142 Q	34100 000 800 00000 000		PO PAYABLE	0.00
142 Q	34100 --- --- ----- ---			0.00
142 Q	34110 000 000 00000 000		PURCHASE ORDER PAYABLE	0.00
142 Q	34110 000 100 00000 000		PURCHASE ORDER PAYABLE	0.00
142 Q	34110 000 160 00000 000		PURCHASE ORDER PAYABLE	0.00
142 Q	34110 000 200 00000 000		PURCHASE ORDER PAYABLE	0.00
142 Q	34110 000 440 00000 000		PURCHASE ORDER PAYABLE	0.00
142 Q	34110 000 800 00000 000		PURCHASE ORDER PAYABLE	0.00
142 Q	34110 000 891 00000 000		PURCHASE ORDER PAYABLE	0.00
142 Q	34110 000 892 00000 000		PURCHASE ORDER PAYABLE	0.00
142 Q	34110 000 893 00000 000		PURCHASE ORDER PAYABLE	0.00
142 Q	34110 --- --- ----- ---			0.00
142 Q	34111 000 000 00000 000			0.00
142 Q	34111 --- --- ----- ---			0.00
142 Q	34120 000 000 00000 000			0.00
142 Q	34120 --- --- ----- ---			0.00
142 Q	39000 000 000 00000 000			500,000.00CR
142 Q	39000 000 010 00000 000		REV EXP SUMMARY FLOW THROUGH	400.00CR
142 Q	39000 000 100 00000 000		REV EXP SUMMARY FLOW THROUGH	3,271.10CR
142 Q	39000 000 101 00000 000			0.00
142 Q	39000 000 160 00000 000		REV EXP SUMMARY FLOW THROUGH	0.00
142 Q	39000 000 171 00000 000			4,672.01
142 Q	39000 000 172 00000 000			0.00
142 Q	39000 000 200 00000 000		REV EXP SUMMARY FLOW THROUGH	4,090.40
142 Q	39000 000 440 00000 000		REV EXP SUMMARY FLOW THROUGH	0.00
142 Q	39000 000 720 00000 000			907.03
142 Q	39000 000 800 00000 000		REV EXP SUMMARY FLOW THROUGH	5,666.00
142 Q	39000 000 801 00000 000		REV EXP SUMMARY FLOW THROUGH	37,209.77
142 Q	39000 000 802 00000 000			132.00CR
142 Q	39000 000 891 00000 000		REV EXP SUMMARY FLOW THROUGH	5,000.00
142 Q	39000 000 892 00000 000		REV EXP SUMMARY FLOW THROUGH	0.00
142 Q	39000 000 893 00000 000		REV EXP SUMMARY FLOW THROUGH	0.00
142 Q	39000 000 894 00000 000		REV EXP SUMMARY FLOW THROUGH	0.00
142 Q	39000 000 895 00000 000		REV EXP SUMMARY FLOW THROUGH	0.00
142 Q	39000 000 896 00000 000		REV EXP SUMMARY FLOW THROUGH	0.00
142 Q	39000 000 897 00000 000			0.00
142 Q	39000 000 900 00000 000		REV EXP SUMMARY FLOW THROUGH	547.45
142 Q	39000 000 910 00000 000		REV EXP SUMMARY FLOW THROUGH	0.00

Account Level						Amount		
Fnd	T	Acct	Obj	Prj	Loc	Prg	Description	
Q							Equity	
142	Q	39000	---	---	-----	---		445,710.44CR
142	Q	-----	---	---	-----	---		445,710.44CR
								=====
Grand Asset Totals								493,656.24
Grand Liability Totals								47,945.80CR
Grand Equity Totals								445,710.44CR
Grand Totals								0.00

Number of Accounts: 396

***** End of report *****

First Reading

Washington County Board of Education			
Monitoring: Review: Annually	Descriptor Term: Emergency Closings	Descriptor Code: 1.8011	Issued Date: First Reading
		Rescinds: 1.8011	Issued: 01/23/18

1 **General**

2 The board authorizes the director of schools to close schools in the event of hazardous weather, **a public**
3 **health emergency**, or any other emergency which presents a threat to the safety of students, staff
4 members, or school property.¹ **In the event of an anticipated prolonged closure, the director shall**
5 **implement a continuity of instruction plan to include distance learning and whatever other**
6 **methods may be appropriate to serve the students of Washington County. School system**
7 **employees who are necessary to the implementation of this program shall be deemed “essential”**
8 **and shall be expected to remain on duty as directed by the director or his/her designee.**

9 As soon as the decision to close schools is made, the director of schools will notify the public media and
10 request that an announcement be made.

11 If school is not in session or is dismissed early due to snow or inclement weather, the director of schools
12 in consultation with the principal(s) of the impacted school(s) shall determine if all scheduled activities
13 in which students are involved shall be postponed or cancelled.

14 **EMPLOYEE RESPONSIBILITIES**

15 **In the event of an emergency that requires closure of a school building, group of schools, or the**
16 **entire district, the Director of Schools is authorized to continue to pay, within budgetary limits,**
17 **certified and classified employees including all bus drivers who are not able to physically report**
18 **for duty as a result. These employees shall receive their regular wages. Such payments shall not**
19 **exceed the number of days budgeted for each employee.**

20 **During such emergencies, the Director of Schools may designate certain employees as essential.**
21 **Such employees shall work as directed by the Director of Schools, whether that is by physical**
22 **appearance at work or teleworking under Policy 5.1151. Essential employees must use leave to be**
23 **excused from work absent special permission as determined by the Director of Schools/designee.**

Legal References

1. TCA 49-6-3004(e)(1)

Cross References

Emergency Preparedness Plan 3.202
Telework During Emergencies 5.1151

First Reading

Washington County Board of Education

Monitoring: Review: Annually	Descriptor Term: Telework During Emergencies	Descriptor Code: 5.1151	Issued Date: First Reading
		Rescinds:	Issued:

1 *General*

2 Teleworking is a work arrangement where designated employees are allowed to perform their normal
3 duties and responsibilities through the use of hardware and software at an alternate location from their
4 normal work site.

5 The Director of Schools may require an employee to telework if the duties and responsibilities of the
6 position are required during times of emergency. An employee's participation in the program will be
7 determined by the length and duration of the emergency and will be both initiated and ended at the
8 discretion of the supervisor and/or the Director of Schools.

9 **WORK ENVIRONMENT**

10 Employees approved for telework shall maintain a dedicated and safe work environment.

11 An employee who teleworks shall not allow anyone other than district employees to utilize district
12 provided services or equipment. Employees shall keep remote work and information confidential, in
13 accordance with district policies, procedures, and applicable privacy laws.
14

Cross References

Emergency Closings 1.8011

First Reading

Washington County Board of Education			
Monitoring: Review: Annually	Descriptor Term: FFCRA LEAVE	Descriptor Code: 5.3051	Issued Date: First Reading
		Rescinds:	Issued:

1 *General*¹

2 Under the Families First Coronavirus Response Act (FFCRA), this policy will be in effect from April
3 1, 2020 until December 31, 2020.

4 The Director of Schools/designee shall post notice of FFCRA requirements and create any necessary
5 administrative procedures. Employees should seek clarification from the Office of the Director of
6 Schools if they have questions regarding the total amount of leave and pay available to them.

7 **PAID SICK LEAVE**

8 Employees are entitled to up to two (2) weeks of paid sick leave if they are unable to work or telework
9 because the employee:²

- 10 1. is subject to a Federal, State, or local quarantine or isolation order related to COVID-19;
- 11
- 12 2. has been advised by a health care provider to self-quarantine related to COVID-19;
- 13
- 14 3. is experiencing COVID-19 symptoms and is seeking a medical diagnosis;
- 15
- 16 4. is caring for an individual subject to or advised to quarantine or isolate due to COVID-19. The
17 individual must be someone with a personal relationship to the employee;
- 18
- 19 5. is caring for his/her son or daughter whose school or place of care is closed, or person who
20 regularly provides child care is unavailable, for reasons related to COVID-19 and no other
21 suitable person is available to care for the child during the requested period of leave. Son or
22 daughter is defined as a biological, adopted, or foster child, a stepchild, a legal ward, or a child
23 of a person standing *in loco parentis*, who is under 18 years of age; or 18 years of age or older
24 who is incapable of self-care because of a mental or physical disability; or
- 25
- 26 6. is experiencing any other substantially similar condition specified by the Secretary of Health
27 and Human Services, in consultation with the Secretaries of Labor and Treasury.

28 This paid leave may be taken if there is work available for the employee to complete and the employee
29 is unable to work or telework for one of the above reasons. Such leave is in addition to any paid leave
30 that an employee may already be entitled to (e.g. existing sick leave). Employees are not required to
31 exhaust any other paid leave benefit in order to utilize this new category of paid sick leave.

32 **EXPANDED FMLA LEAVE**

1 Full-time or part-time employees who have been on the payroll for thirty (30) calendar days prior to
2 the beginning of the leave are eligible for expanded FMLA leave (EFMLEA). This includes employees
3 who were laid off or terminated after March 1, 2020, who had worked for the district for at least thirty
4 (30) of the prior sixty (60) calendar days and were subsequently rehired or otherwise employed by the
5 district.³

6 Under the FFCRA, an employee qualifies for EFMLEA leave if the employee is unable to work or
7 telework due the need to care for his/her son or daughter because of a school or child care facility
8 closure or because the person who regularly provides child care (i.e. this could include a family
9 member or a neighbor) is unavailable for reasons related to COVID-19.⁴ In these circumstances, a son
10 or daughter is defined as a biological, adopted, or foster child, a stepchild, a legal ward, or a child of a
11 person standing *in loco parentis*, who is under 18 years of age; or 18 years of age or older who is
12 incapable of self-care because of a mental or physical disability.

13 Qualifying employees may take twelve (12) weeks of EFMLEA leave.⁵ The amount of leave available
14 may be impacted by any prior use of FMLA.⁶

15 The first ten (10) days of EFMLEA leave shall be unpaid, however, an employee may choose to take
16 any existing leave benefit during this time. After ten (10) days, EFMLEA leave is paid at two-thirds
17 (2/3) the rate of the employee's regular rate of pay, unless he/she chooses to utilize accrued sick leave
18 or annual leave to cover those days or the amount is capped per federal law.⁷

Legal References

1. Families First Coronavirus Response Act, Pub. L. No. 116-127, §§ 3102, 5101, et seq, (2020)
2. 29 CFR § 826.20(a); 29 CFR § 826.21; 29 CFR § 826.30(a)
3. 29 CFR § 826.30(b); Coronavirus Aid, Relief, and Economic Security Act (CARES Act), § 3605 (2020)
4. 29 CFR § 826.20(b)
5. 29 CFR § 826.23
6. 29 CFR § 826.23(b); 29 CFR § 826.70
7. 29 CFR § 826.24

Cross References

Sick Leave 5.302
Family and Medical Leave 5.305