

Work Session  
Monday, November 14, 2022 4:00 PM

Dr. Matthew Prophet Education Center -  
Windows Cafeteria / Conference Room (Floor  
2)  
501 N. Dixon St.  
Portland, OR 97227

## **Agenda**

1. 4:00 pm - Foundation Policy
2. 4:50 pm - Public Comment (5 two-minute spots)
3. 6:00 pm - Adjourn



## PPS Local School Foundations

PPS School Board Work Session


November 14, 2022

# Objectives for Tonight

- Build shared understanding of timeline for completing revisions to fundraising policies (20 min)
- Review the parent fundraising data of local school foundations for last 5 years (25 min)
- Review FTE funded by local school foundation dollars for the last 4 years (30 min)
- Review PPS Parent Fund data (20 min)
- Review community feedback (15 min)

# Norms

- Stay engaged
- Speak your Truth
- Experience Discomfort
- Expect and accept non-closure
- Listen for understanding and empathy
- Assume good intentions



**Policy Committee**

Establish a timeline for review and amendment process of fundraising policy.

**Board Work Session**

Review financial, staffing, and operation trends of Local School Foundation fundraising efforts.

Learn from the perspectives of schools with divergent points of view on fundraising efforts at PPS.

**Board Work Session**

The Board of Education will provide staff a general direction on shifts to fundraising policy

**Policy Committee**

Staff will propose and amend a fundraising policy based on the general direction by the PPS Board of Education.

**Regular Board Meeting**

PPS Board of Education considers for a first read, amendments to the fundraising policy at PPS.

Staff communicates changes and begins to implement changes.

**Regular Board Meeting**

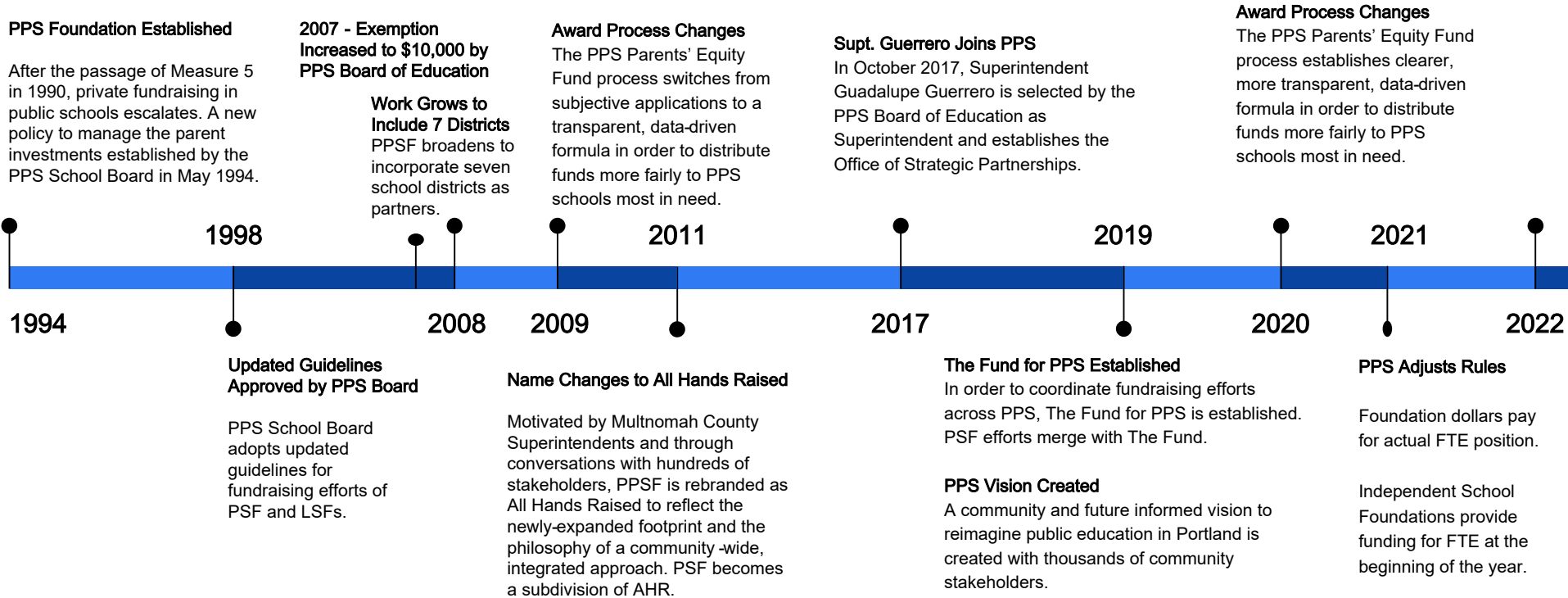
Board considers and votes on amendments.

Staff communicates changes and begins to implement changes

# Some Ways Parents Give to PPS Schools



# 28 Years of Community Generosity



# Policies and Rules

## Policies

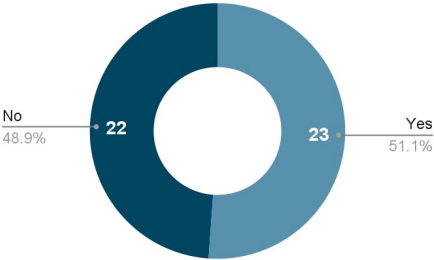
- **District Foundation 7.10.030 -P**  
Establishes Foundation “for purposes of accepting, holding and administering funds and gifts to the district for special and general purposes.”
- **Parent Groups & The Schools 7.10.020 -P**  
Recognizes that parent organizations are necessary and important to achieve student achievement goals established by schools.

## Rules

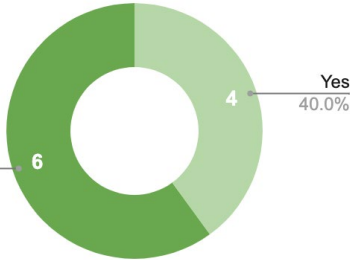
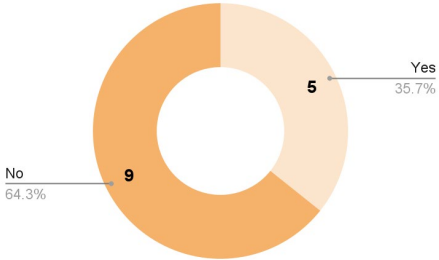
- LSFs are required to split every dollar used to fund staffing positions  $\frac{1}{3}$  -  $\frac{2}{3}$  (Est. 1994)
- The first \$10,000 dollars exempted (Est. 1998, first \$5K; Updated 2007 to \$10K)
- LSFs are the only authorized fundraising vehicle for funding staff positions at PPS (Est. 1998)

# Schools with Active Fundraising Efforts to Fund School Staff

## During the last 4-years? (FY20-23)



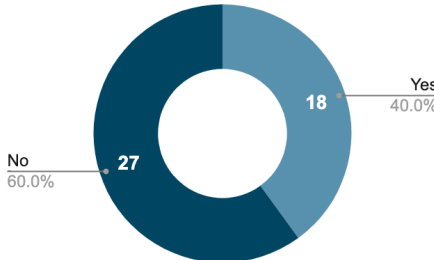
Elementary  
High



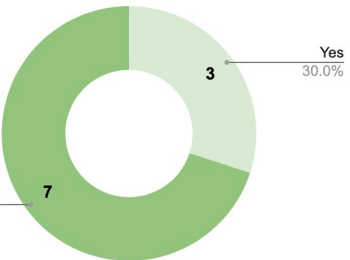
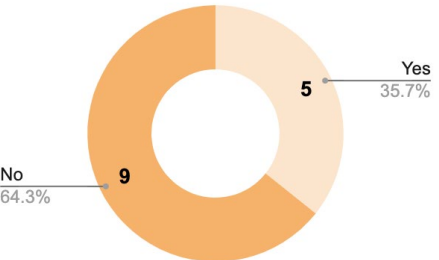
Middle  
PK-8



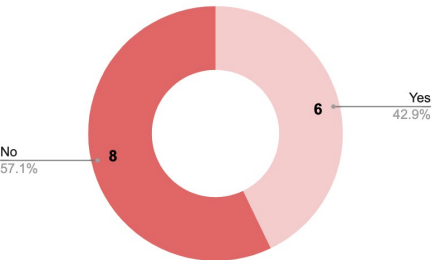
## This School Year? (FY23)



Elementary  
High



Middle  
PK-8



# Discussion and Questions

---

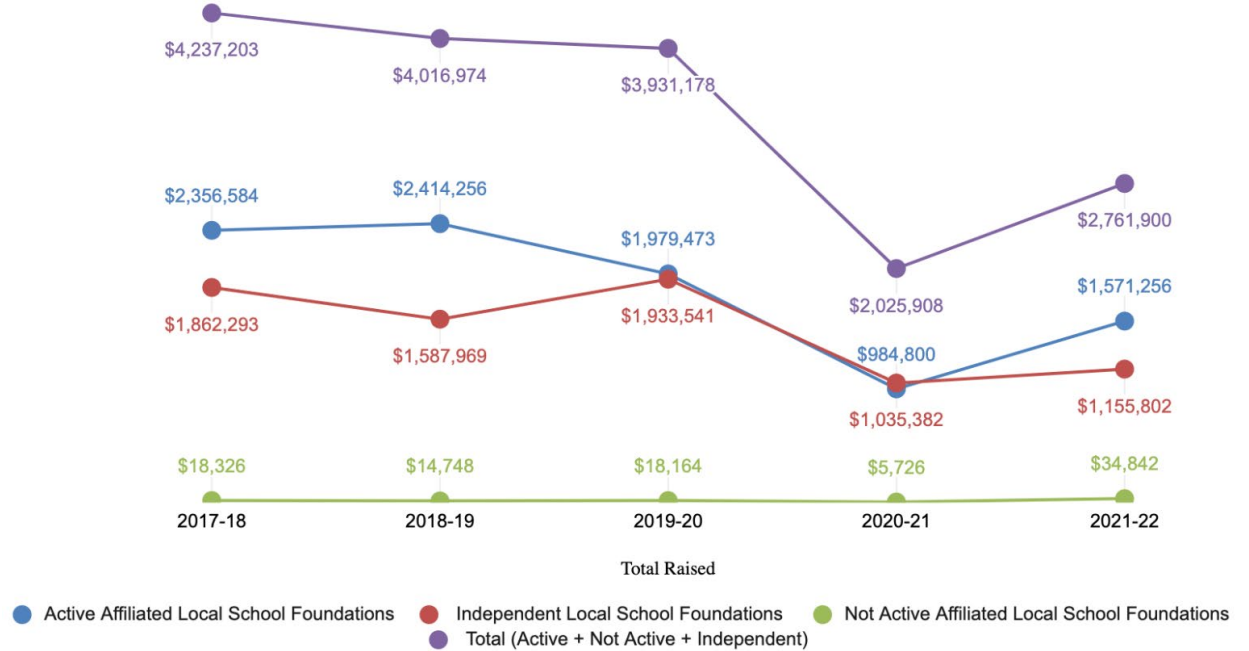
# PPS Parent Fundraising

## Local School Foundations

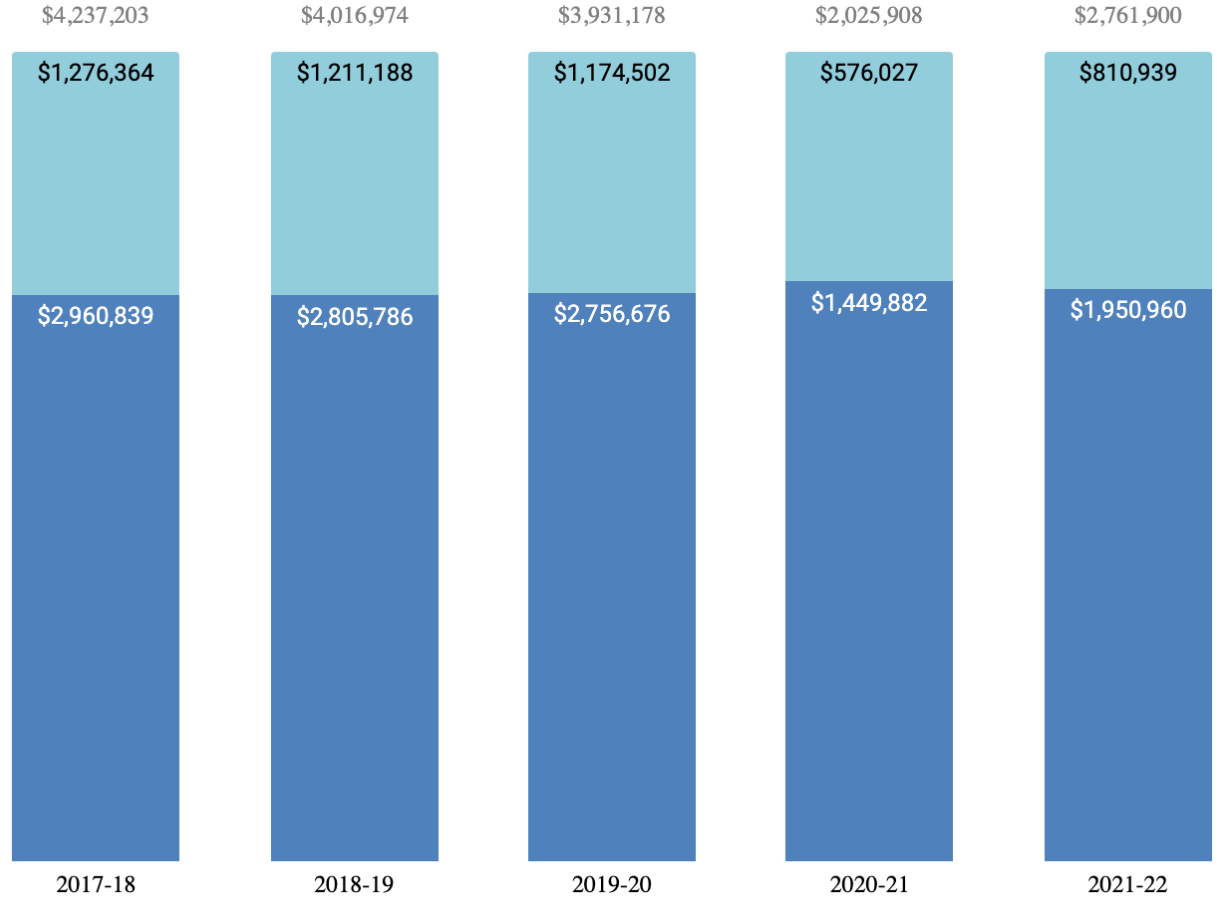
### By the Dollars

# Total Dollars Raised by Type of LSF, 2017 -2022

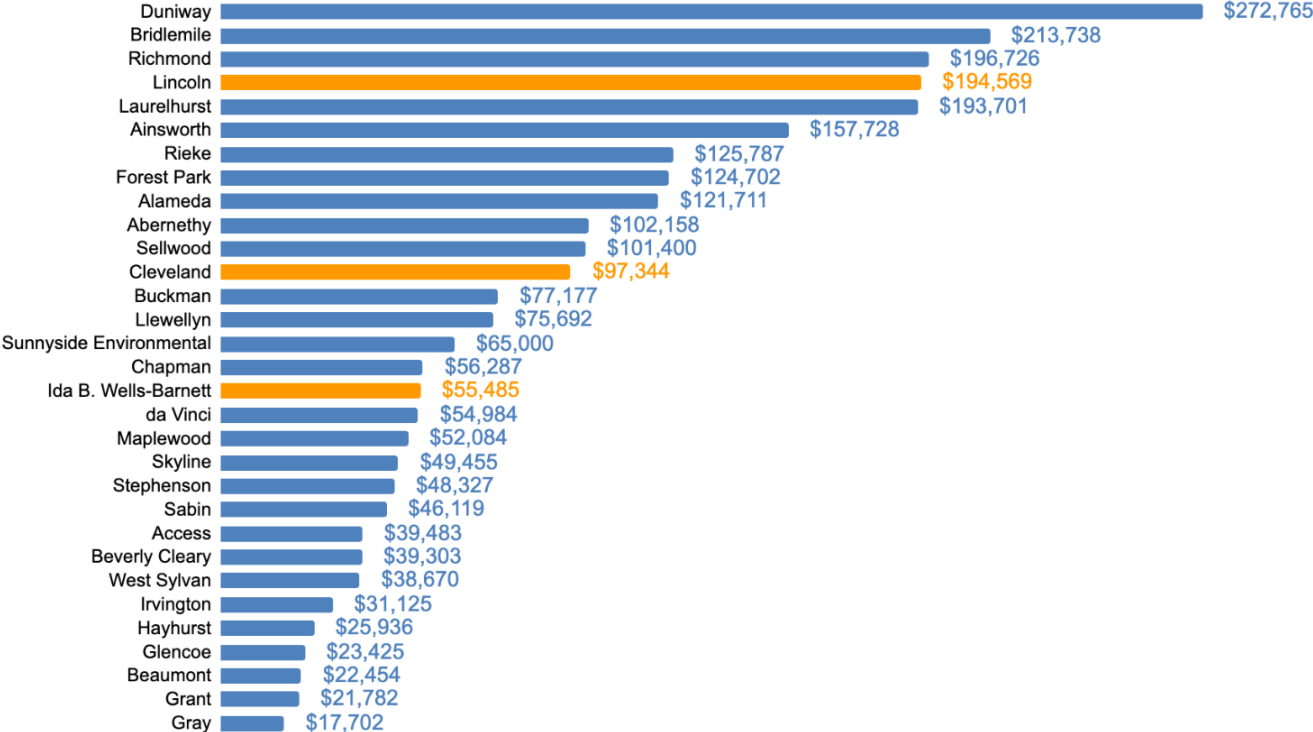
Foundation dollars represent less than 1% of the average school's total resources



# Total Dollars Raised by LSFs (Independent, Active and Inactive Foundations)



# Dollars Raised by School, 2021 -2022



# Discussion and Questions

---

# PPS Parent Fundraising

## FTE Funded by Local School Foundations

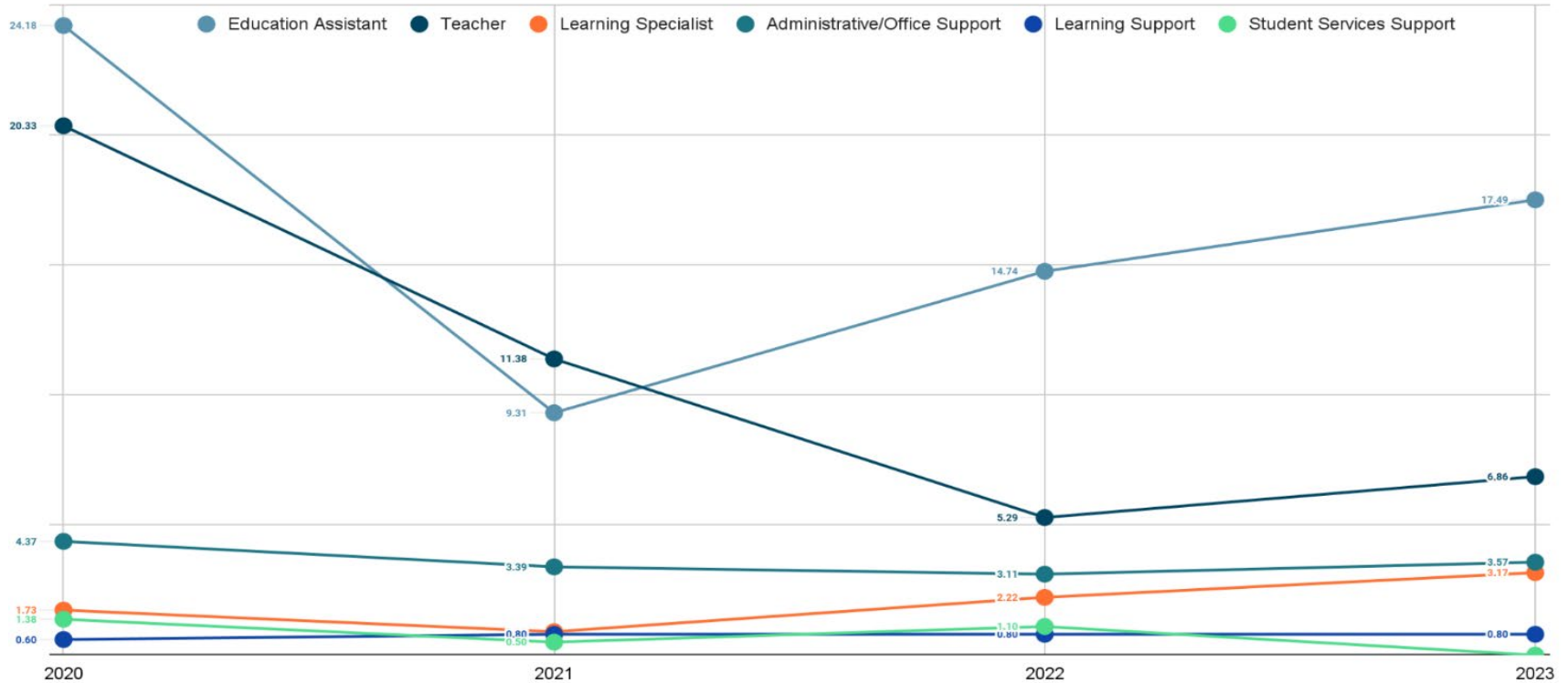
**Less than 1% of teachers,  
and licensed PPS staff are  
funded by  
local school foundations.**

12.28 FTE / 3,579 FTE = .34%  
FY2020-21 PAT Bargaining Unit FTE

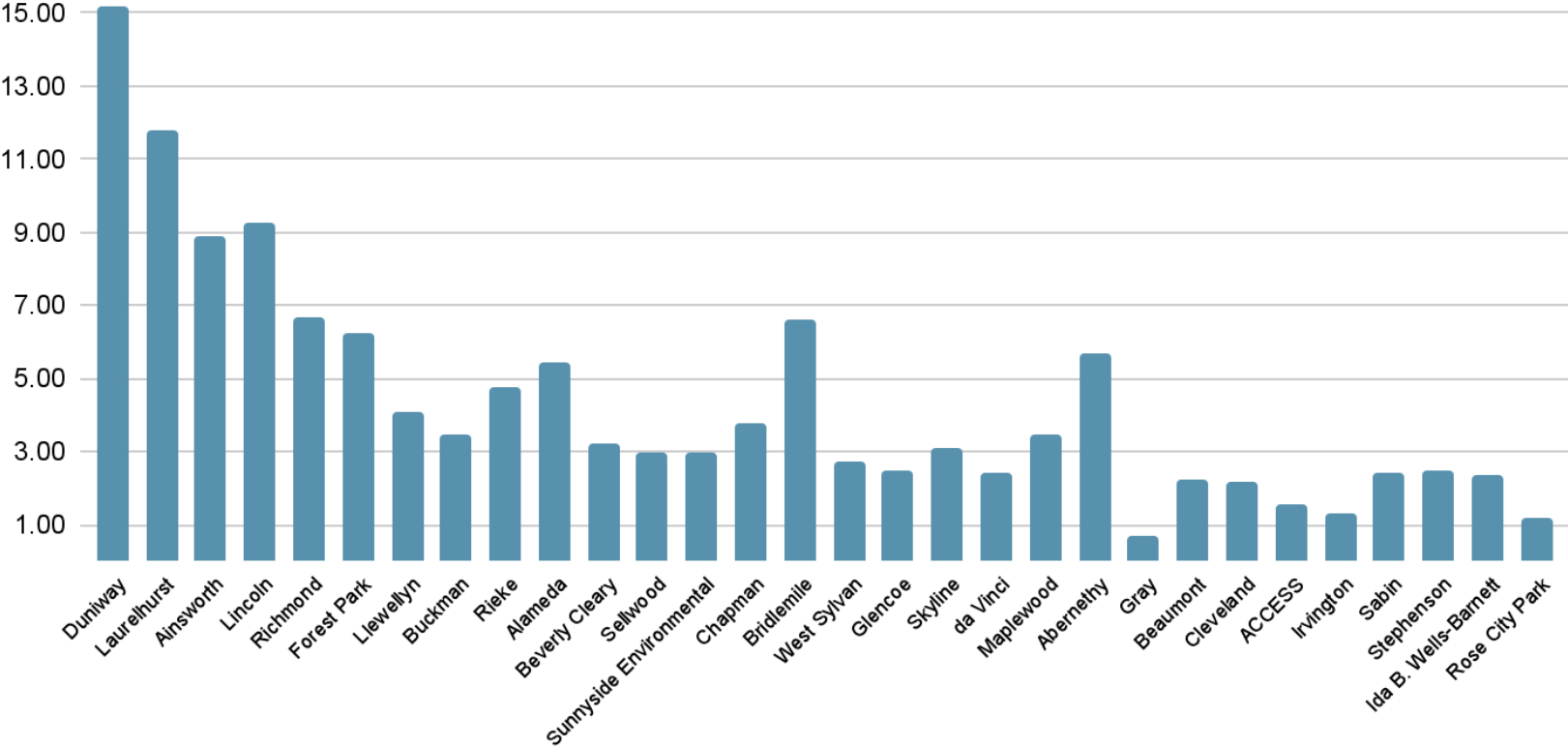
**Just over 1% of teaching  
assistants, and classified  
PPS staff are funded by  
local school foundations.**

13.6 FTE / 1,272 FTE = 1.07%  
FY2020-21 PFSP Bargaining Unit FTE

# FTE Funded by Local School Foundations by Category (FY20-23)

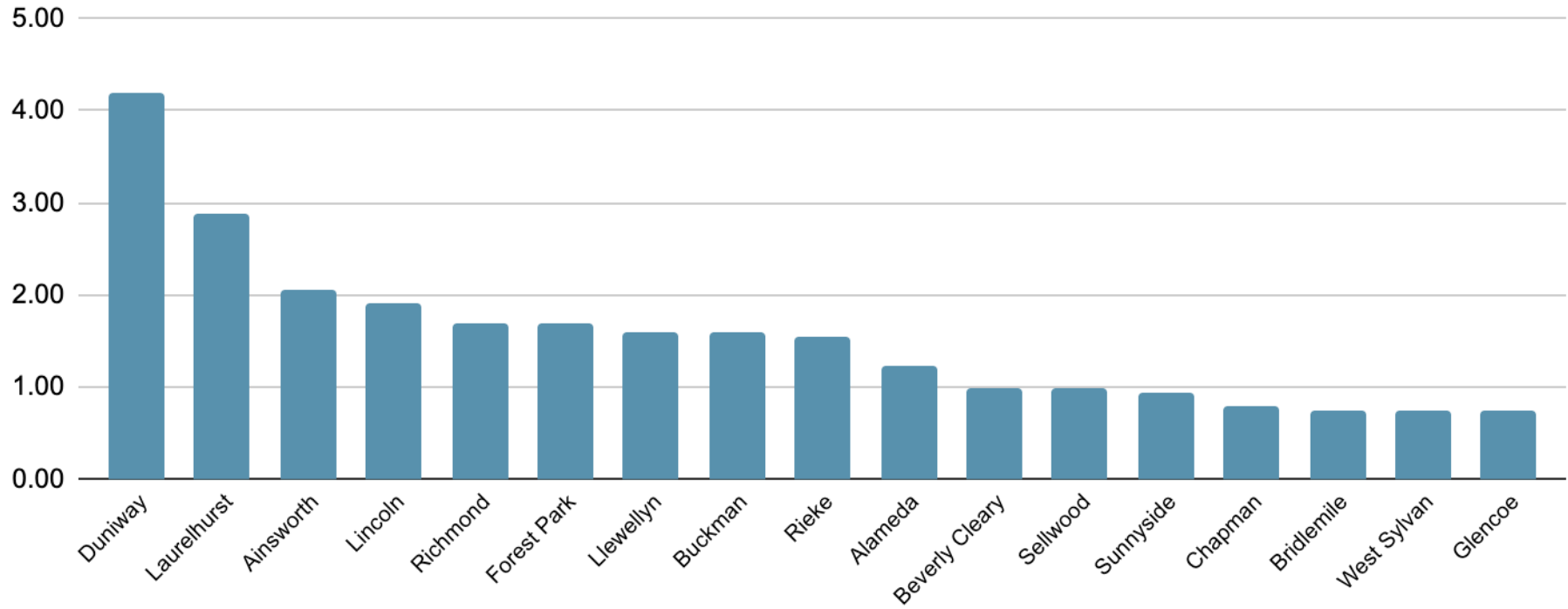


# Total FTE Funded by LSFs, FY20-23\*



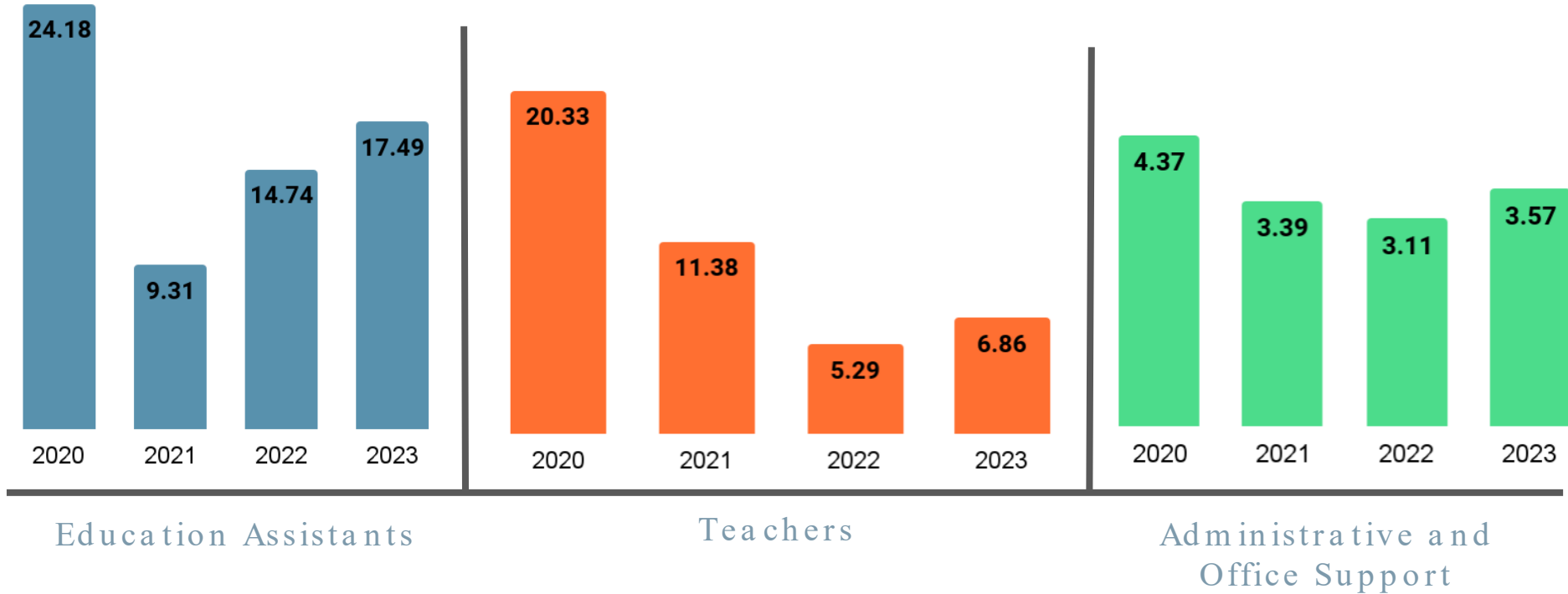
\* Schools with a minimum of 1.0 FTE

# FTE Total Funded by LSFs, 2023

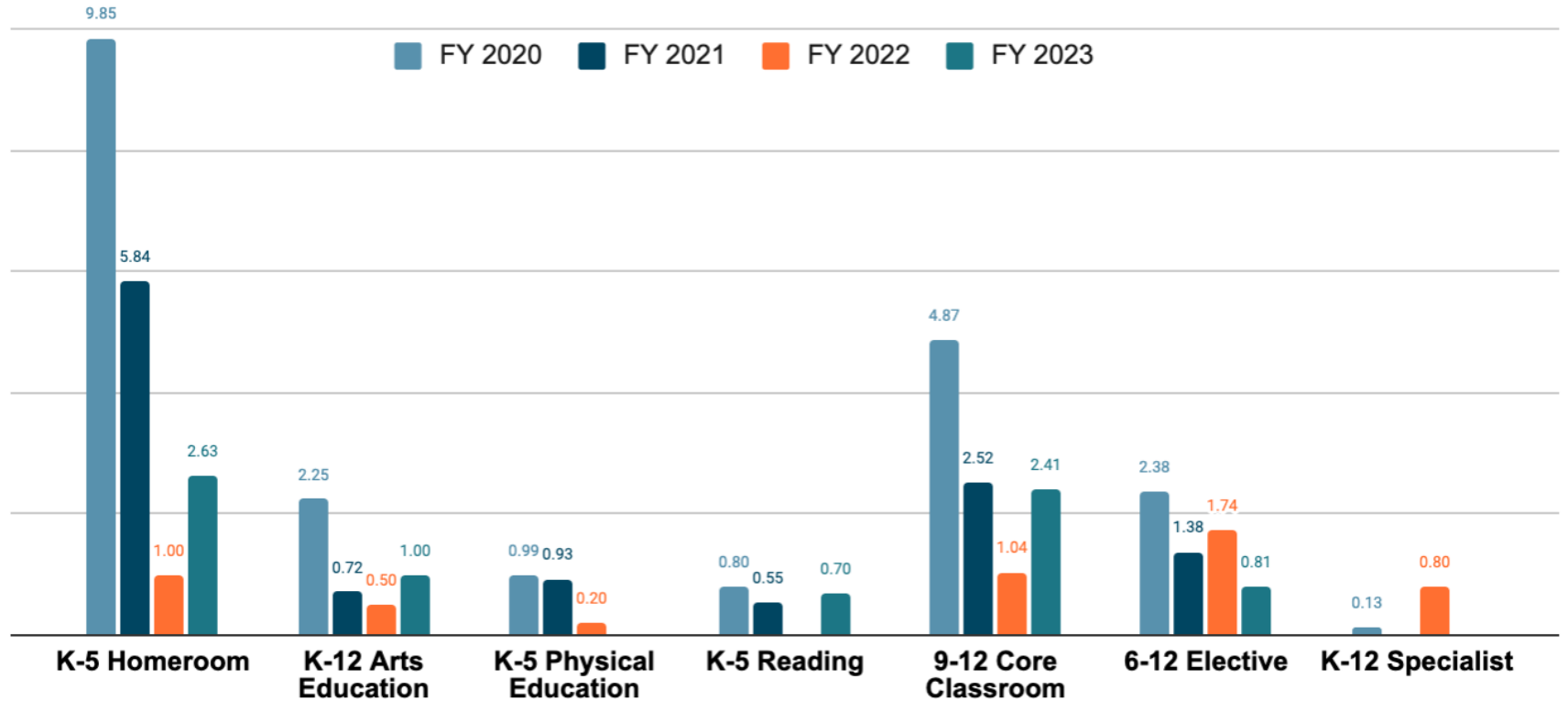


\* Schools with a minimum of .75 FTE

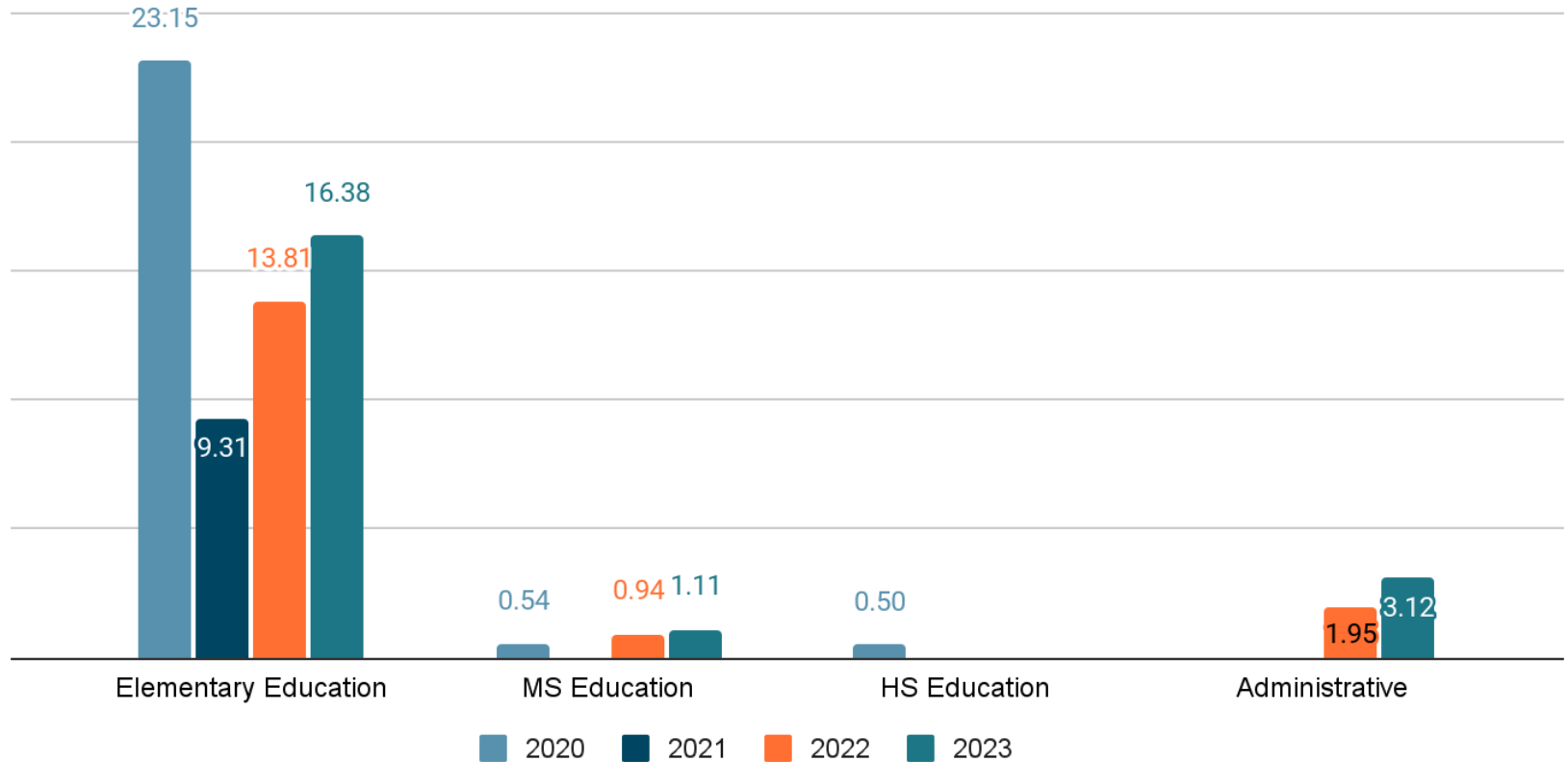
# Type of Positions Funded by LSFs, PPS (FY20 -23)



# FTE Teaching Positions Funded by LSFs (FY20-23)



# FTE Assistant Positions Funded by LSFs (FY20-23)



# Reminder: Together, PPS' differentiated staffing ratios and equity formula direct approximately 40% more staff\* to higher need schools & students

For the **medium K -5 school** of 350 and 58.5 students per grade...

School A: No Designation	
Principal	1
Counselor	1
Social Worker	0.5
Secretary	0.75
Arts/PE Teachers	2.5
Media Special.	0.5
AP	0
Instr. Specialist	0
Core Teachers	12
Equity FTE	0.5

School B: TSI School	
Principal	1
Counselor	1
Social Worker	0.5
Secretary	0.75
Arts/PE Teachers	2.5
Media Spec.	0.5
AP	0.5 (+0.5 FTE)
Instr. Specialists	1 (+1 FTE)
Core Teachers	12 (+0 FTE)
Equity FTE	1.5 (+1 FTE)

**+2.5 FTE (13%) above and beyond School A**

School C: Title I Only School	
Principal	1
Counselor	1
Social Worker	0.5
Secretary	0.75
Arts/PE Teachers	2.5
Media Spec.	0.5
AP	0.5 (+ 0.5 FTE)
Instr. Specialist	1 (+1 FTE)
Core Teachers	12 (+0 FTE)
Equity FTE	3 (+2.5 FTE)

**+4 FTE (21%) above and beyond School A**

School D: CSI School	
Principal	1
Counselor	1
Social Worker	0.5
Secretary	0.75
Arts/PE Teachers	2.5
Media Spec.	0.5
AP	0.5 (+0.5 FTE)
Instr. Specialists	1.5 (+1.5 FTE)
Core Teachers	14 (+2 FTE)
Equity FTE	3.7 (+3.2 FTE)

**+7.2 FTE (38%) above and beyond School A**

# Including Foundation funded FTEs, PPS still directs more staff to higher need schools & students

For the **medium K -5 school** of 350 and 58.5 students per grade...

School A: No Designation		School B: TSI School		School C: Title I Only School		School D: CSI School	
Principal	1	Principal	1	Principal	1	Principal	1
Counselor	1	Counselor	1	Counselor	1	Counselor	1
Social Worker	0.5	Social Worker	0.5	Social Worker	0.5	Social Worker	0.5
Secretary	0.75	Secretary	0.75	Secretary	0.75	Secretary	0.75
Arts/PE Teachers	2.5	Arts/PE Teachers	2.5	Arts/PE Teachers	2.5	Arts/PE Teachers	2.5
Media Special.	0.5	Media Spec.	0.5	Media Spec.	0.5	Media Spec.	0.5
AP	0	AP	0.5 (+0.5 FTE)	AP	0.5 (+ 0.5 FTE)	AP	0.5 (+0.5 FTE)
Instr. Specialist	0	Instr. Specialists	1 (+1 FTE)	Instr. Specialist	1 (+1 FTE)	Instr. Specialists	1.5 (+1.5 FTE)
Core Teachers	12	Core Teachers	12 (+0 FTE)	Core Teachers	12 (+0 FTE)	Core Teachers	14 (+2 FTE)
Equity FTE	0.5	Equity FTE	1.5 (+1 FTE)	Equity FTE	3 (+2.5 FTE)	Equity FTE	3.7 (+3.2 FTE)
Foundation FTE	0.4	Foundation FTE	0.3 (-0.1 FTE)	Foundation FTE	0.0 (-0.4 FTE)	Foundation FTE	0.0 (-0.4 FTE)

Based on actual Foundation FTE in FY22 Payroll, there were 18.13 FTE in licensed equivalent in total across the district

**+2.4 FTE (13%) above and beyond School A**

**+3.6 FTE (19%) above and beyond School A**

**+6.8 FTE (35%) above and beyond School A**

\*Note: Does not include SWD, or EL staff

Source: Analysis based on FY22 Budget Book Volume 1 and Equity FTE counts from Volume 2 of FY23 Adopted Budget

# Discussion and Questions

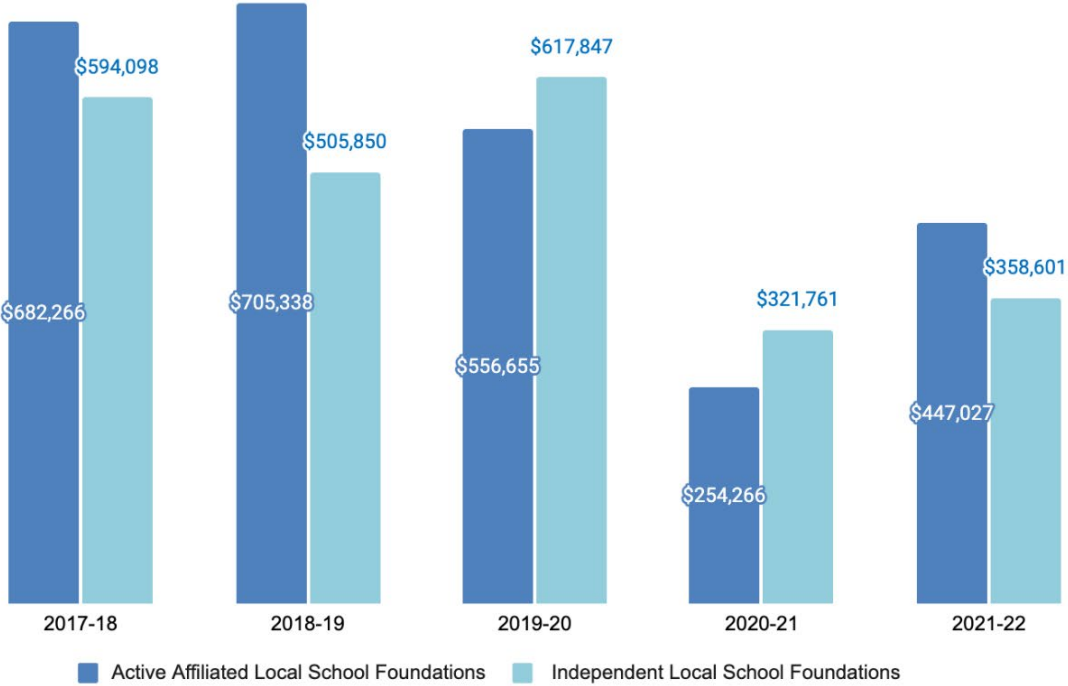
---

# PPS Parent Fundraising

PPS Parent Fund

# Dollars Contributed to PPS Parent Fund, 2021

-2022

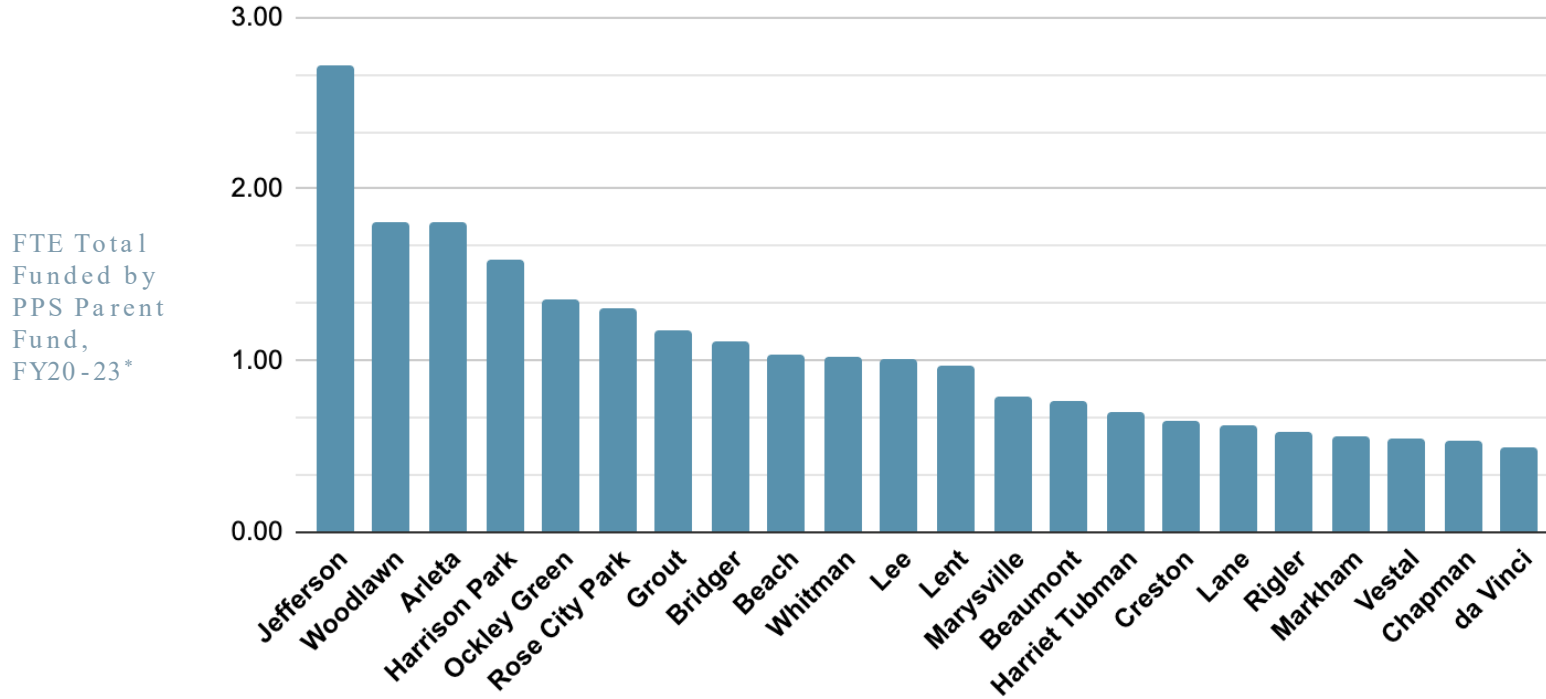


# How Are PPS Parent Fund Dollars Budgeted by School Leaders?

## Top 10 Non -Personnel Items

Top 10 Non -Personnel Items	2020	2021	2022	Grand Total
Extended Responsibility	18,725	37,941	3,554	60,220
Extended Hours	62,680	84,116	37,410	184,206
Instructional Services	4,450	16,960	34,258	55,668
Instr Program Improvement Svcs		6,125	26,950	33,075
Other Instr Prof/Tech Svcs	62,724	55,500	35,130	153,354
Consumable Supplies	131,926	126,083	235,896	493,904
Library Books	7,676	8,607	13,452	29,735
Non -Consumable Supplies	5,768	14,959	38,997	59,724
Computer Software	7,100	15,193	4,918	27,212
Computer Equipment	50,854	22,059	18,569	91,482
<b>Grand Total</b>	<b>351,902</b>	<b>387,544</b>	<b>449,135</b>	<b>1,188,581</b>

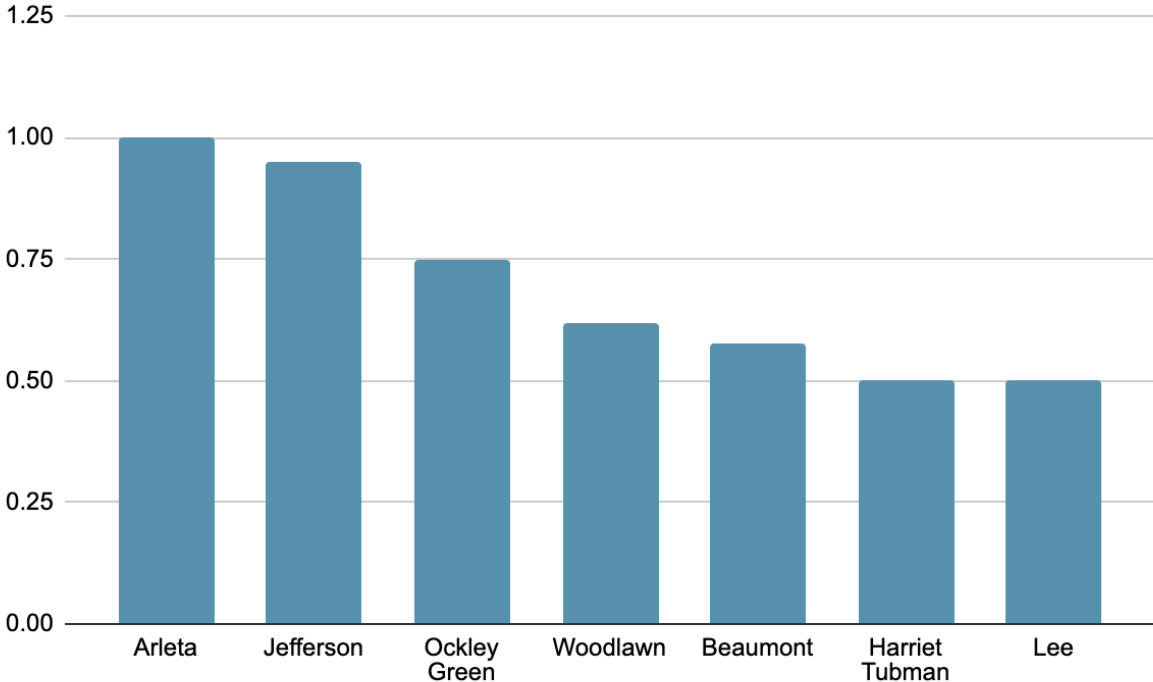
# How Are PPS Parent Fund Dollars Budgeted by School Leaders?



\* Schools with a minimum of .50 FTE

# How Are PPS Parent Fund Dollars Budgeted by School Leaders?

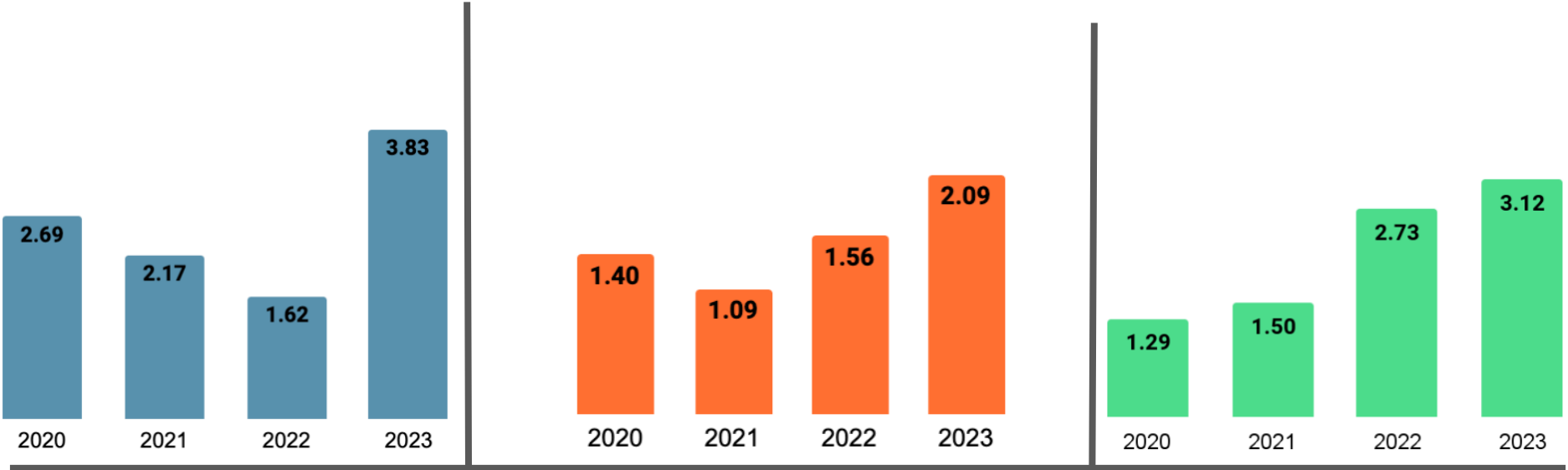
FTE Funded  
by PPS  
Parent Fund,  
2023



\* Schools with a minimum of .5 FTE

# How Are PPS Parent Fund Dollars Budgeted by School Leaders?

Type of Positions Funded by PPS Parent Fund, PPS (FY20-23)



Education Assistants

Teachers

Administrative and Office Support

# Discussion and Questions

---

# PPS Parent Fundraising

## Review Community Engagement Memos

# Targeted Engagement and Principal Survey



**Date:** November 10, 2022  
**To:** PPS Board of Education  
**Subject:** Dr. Martin Luther King Jr PTA: Learnings from a Black-led organization with longevity and impact in their school

**Meeting Notes:** November 9, 2022, 2-3pm

**Interviewees:** Tiffany Robinson (PTA President), Tyler Brown (PTA Vice President), Roy Boyer (PTA Treasurer), Felicia Bennett (PTA Member), Doris Turner (PTA Member). Tiffany and Tyler are the executive leadership of the PTA and are both Black. Roy is the Treasurer and White. Felicia and Doris are newer to the school and PTA but getting more involved and both are Black. All of them have children enrolled at Dr. MLK Jr School.

**Interviewers:** Robyn Faraone (Director of Strategic Partnerships), Nailah Roque (School Partnerships Manager) Robyn is White and Nailah is Black.

#### **Purpose of Meeting & Background Information (Robyn)**

The PPS Board Policy Committee has been discussing school-based fundraising since last school year. There is a lot of focus on whether PPS should continue to allow fundraising for FTE, but some are also concerned about the inequities of school-based fundraising in general created based on varying levels of fundraising in PPS schools. I know that this is a topic you are well aware of, as I have heard Tiffany's testimony to the Board regarding the inequities in fundraising. Therefore, I'm not going to spend a lot of time reviewing the materials that we shared in the meeting invite because we are here mostly to listen to you.

#### **Materials Shared Ahead of Meeting:**

[School-Based Fundraising Presentation](#)  
[PPS School-Based Fundraising Information](#) - Google site created to explain all school-based fundraising

#### **Major Themes from our interview**

- School community as a family- supporting students' education and sense of community
- We cap fundraising at \$50,000 because community is more important than the money
- Other schools should cap fundraising or share funds above a certain amount with other schools that struggle to raise money

*"Fundraising is one thing but us being out in front of the kids and them seeing us adds way more than any monetary value that we can add. And so with that we redirect them to volunteer and join what we have so that they can be a part of their kids' education from the beginning of it because when you put the value on education, the child will follow."* Tyler Brown

*"The biggest thing we stand for as a group is family. People feel it when they walk into our school. And new families feel it, they say it's a different feeling when we come into this school, when you walk into the office and walk in the halls- you feel the love and that means more than any dollar amount."* Tiffany Robinson

## Community Engagement

# Learnings from a Black -led PPS school PTA



**Date:** November 10, 2022  
**To:** PPS Board of Education  
**Subject:** Dr. Martin Luther King Jr PTA: Learnings from a Black-led organization with longevity and impact in their school

**Meeting Notes:** November 9, 2022, 2-3pm

**Interviewees:** Tiffany Robinson (PTA President), Tyler Brown (PTA Vice President), Roy Boyer (PTA Treasurer), Felicia Bennett (PTA Member), Doris Turner (PTA Member). Tiffany and Tyler are the executive leadership of the PTA and are both Black. Roy is the Treasurer and White. Felicia and Doris are newer to the school and PTA but getting more involved and both are Black. All of them have children enrolled at Dr. MLK Jr School.

**Interviewers:** Robyn Faraone (Director of Strategic Partnerships), Nailah Roque (School Partnerships Manager) Robyn is White and Nailah is Black.

#### **Purpose of Meeting & Background Information (Robyn)**

The PPS Board Policy Committee has been discussing school-based fundraising since last school year. There is a lot of focus on whether PPS should continue to allow fundraising for FTE, but some are also concerned about the inequities of school-based fundraising in general created based on varying levels of fundraising in PPS schools. I know that this is a topic you are well aware of, as I have heard Tiffany's testimony to the Board regarding the inequities in fundraising. Therefore, I'm not going to spend a lot of time reviewing the materials that we shared in the meeting invite because we are here mostly to listen to you.

#### **Materials Shared Ahead of Meeting:**

[School-Based Fundraising Presentation](#)  
[PPS School-Based Fundraising Information](#) - Google site created to explain all school-based fundraising

#### **Major Themes from our interview**

- School community as a family- supporting students' education and sense of community
- We cap fundraising at \$50,000 because community is more important than the money
- Other schools should cap fundraising or share funds above a certain amount with other schools that struggle to raise money

*"Fundraising is one thing but us being out in front of the kids and them seeing us adds way more than any monetary value that we can add. And so with that we redirect them to volunteer and join what we have so that they can be a part of their kids' education from the beginning of it because when you put the value on education, the child will follow."* Tyler Brown

*"The biggest thing we stand for as a group is family. People feel it when they walk into our school. And new families feel it, they say it's a different feeling when we come into this school, when you walk into the office and walk in the halls- you feel the love and that means more than any dollar amount."* Tiffany Robinson

# Discussion and Questions

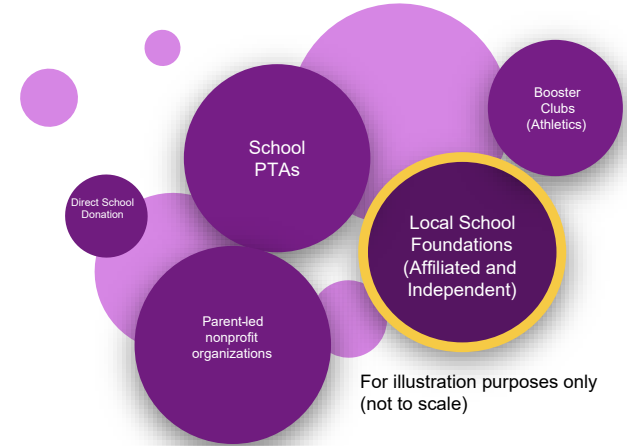
# December 6 Work Session

## Purpose:

The Board of Education will provide general direction on shifts to PPS parent fundraising policies

## Guiding Questions:

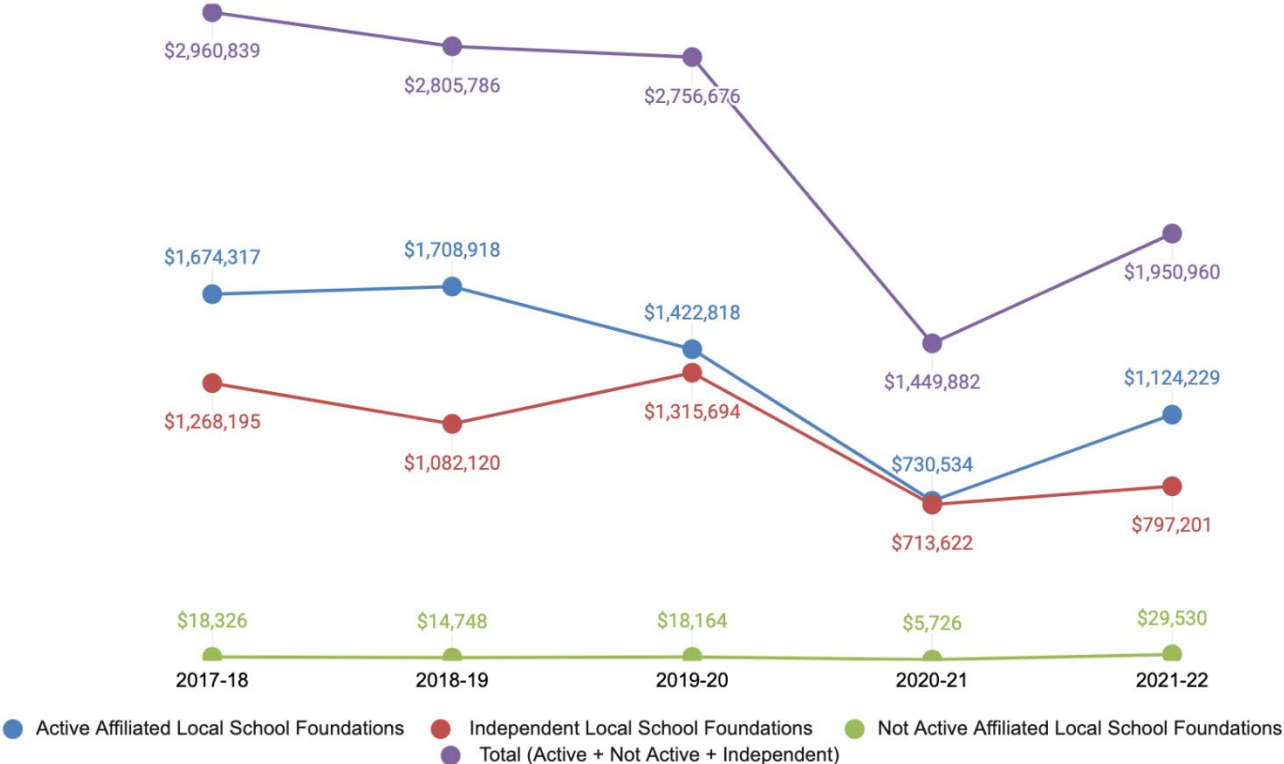
- What parent fundraising **rules and policies** might need to change?
- Should there be caps on **amount** of dollars raised by parent groups? If so, what?
- Should dollars raised by parent groups be subjected to an **equity** distribution/ allocation? If so, how?
- What updates are needed on how parent fundraising dollars are **used** ?
- How might we establish rules and policies that encourage fundraising efforts to be more **inclusive** and contribute to a stronger sense of community district wide?



---

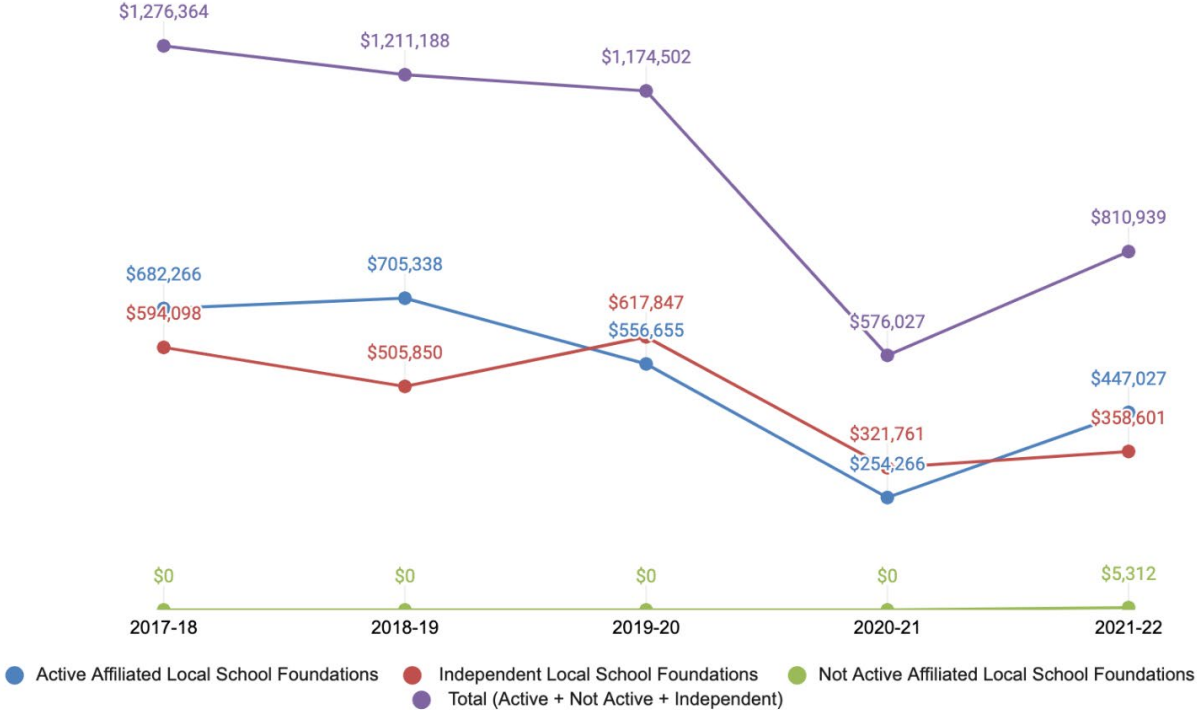
# Appendix

# Dollars Kept in Schools Raised by LSFs ( $\frac{2}{3}$ ), 2017 - 2022



# Dollars Contributed to PPS Parent Fund (

1/3), 2017 -2022



## Total Dollars Raised by Type of LSF, 2017 -2022

	2017-18	2018-19	2019-20	2020-21	2021-22
<b>Active Affiliated Local School Foundations</b>	\$2,356,584	\$2,414,256	\$1,979,473	\$984,800	\$1,571,256
<b>Independent Local School Foundations</b>	\$1,862,293	\$1,587,969	\$1,933,541	\$1,035,382	\$1,155,802
<b>Not Active Affiliated Local School Foundations</b>	\$18,326	\$14,748	\$18,164	\$5,726	\$34,842
<b>Total</b>	<b>\$4,237,203</b>	<b>\$4,016,974</b>	<b>\$3,931,178</b>	<b>\$2,025,908</b>	<b>\$2,761,900</b>

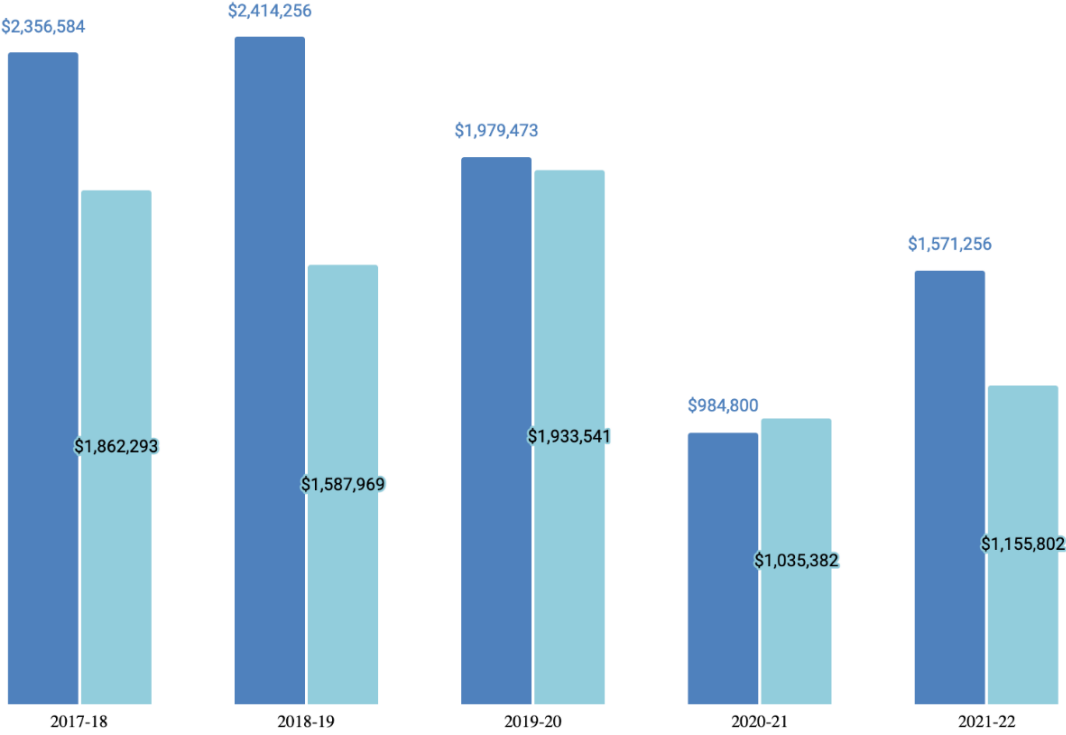
# Dollars Contributed to PPS Parent Fund ( $\frac{1}{3}$ ), 2017 -2022

	2017 - 18	2018 - 19	2019 - 20	2020 - 21	2021 - 22
<b>Active Affiliated Local School Foundations</b>	\$682,266	\$705,338	\$556,655	\$254,266	\$447,027
<b>Independent Local School Foundations</b>	\$594,098	\$505,850	\$617,847	\$321,761	\$358,601
<b>Not Active Affiliated Local School Foundations</b>	\$0	\$0	\$0	\$0	\$5,312
<b>Total</b>	<b>\$1,276,364</b>	<b>\$1,211,188</b>	<b>\$1,174,502</b>	<b>\$576,027</b>	<b>\$810,939</b>

## Dollars Kept in Schools Raised by LSFs ( $\frac{2}{3}$ ), 2017 -2022

	2017 -18	2018 -19	2019 -20	2020 -21	2021 -22
<b>Active Affiliated Local School Foundations</b>	\$1,674,317	\$1,708,918	\$1,422,818	\$730,534	\$1,124,229
<b>Independent Local School Foundations</b>	\$1,268,195	\$1,082,120	\$1,315,694	\$713,622	\$797,201
<b>Not Active Affiliated Local School Foundations</b>	\$18,326	\$14,748	\$18,164	\$5,726	\$29,530
<b>Total</b>	<b>\$2,960,839</b>	<b>\$2,805,786</b>	<b>\$2,756,676</b>	<b>\$1,449,882</b>	<b>\$1,950,960</b>

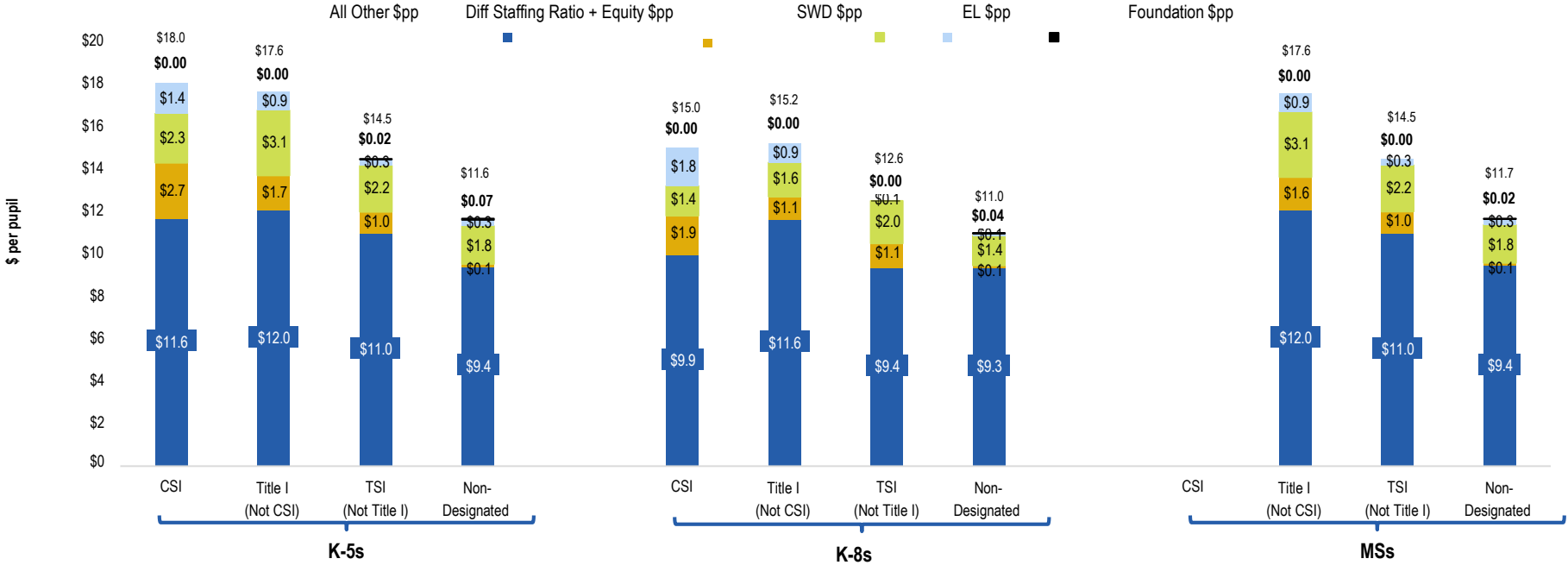
# Dollars Raised by School, 2021 -2022



■ Active Affiliated Local School Foundations   ■ Independent Local School Foundations

Foundation constitutes a small percent of overall school budgets; Staff provided through differentiated staffing ratios and equity formula represent a large amount of the differentiation in funding between higher and lower need schools

**Total \$ Per Pupil, Needs -Based Funding v All Other resources (K-5, K-8, MS)**



Schools:	6	10	7	22
----------	---	----	---	----

1	2	1	8
---	---	---	---

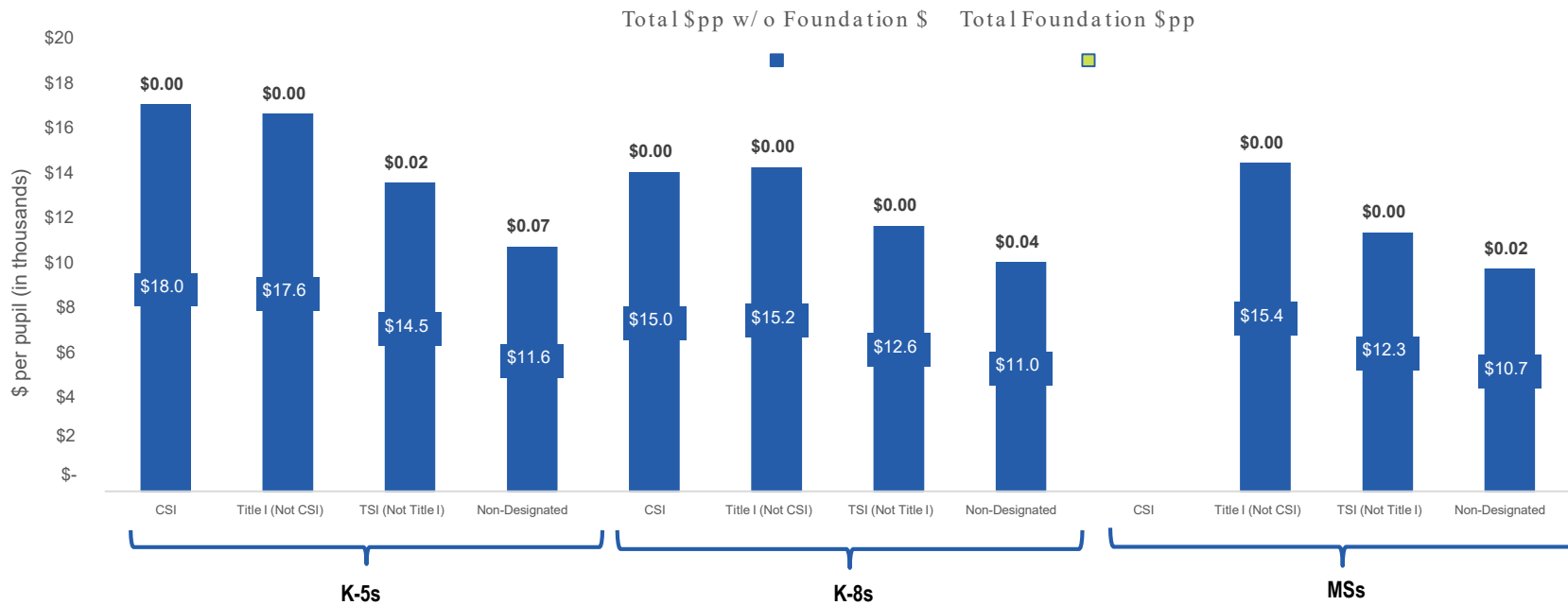
0	5	3	6
---	---	---	---



Source: PPS FY22 Planned Spend; and analysis based on Budget Book Volume 1 and Equity FTE counts from Volume 2 of FY23 Adopted Budget

# Foundation dollars represent less than 1% of the average school's total resources

## Foundation \$ Per Pupil by School Designation (K5, K8, MS)



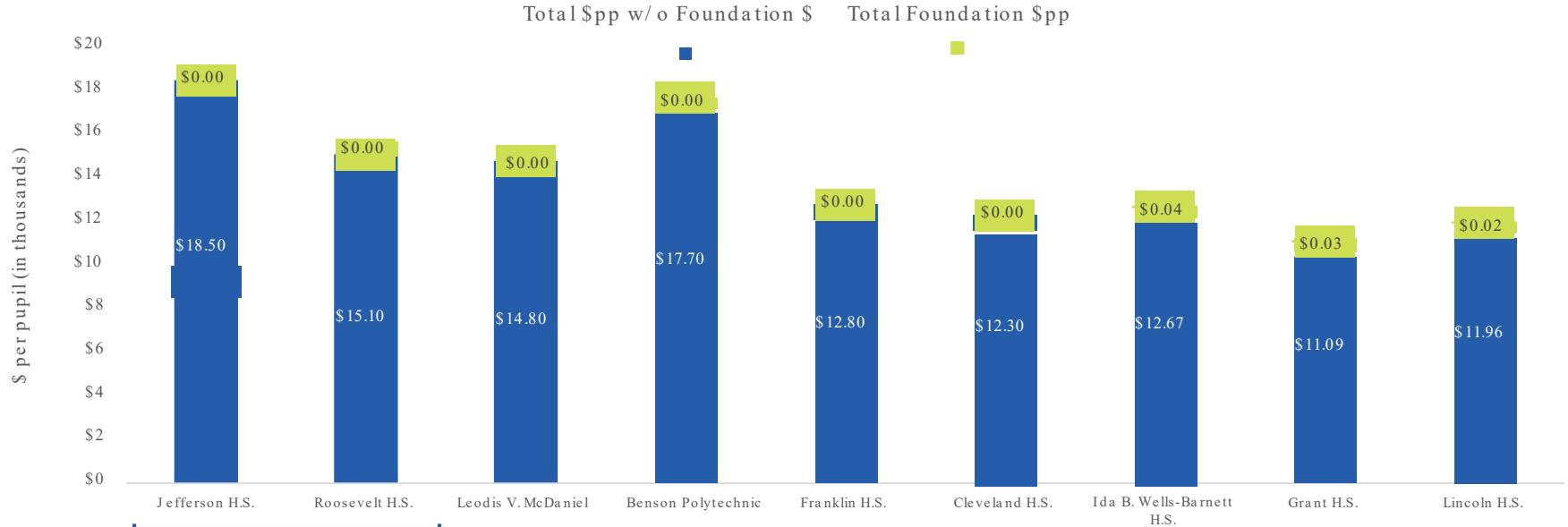
	K-5s				K-8s				MSs			
Schools:	6	10	7	22	1	2	1	8	0	5	3	6
Foundation as % of Total Budget	0%	0%	0.2%	0.6%	0%	0%	0%	0.4%	-	0%	0%	0.2%



Source: PPS Budget, SY21-22; Foundation FTE counts from FY22 Payroll.

# Foundation dollars represent less than 1% of the average school's total resources

## Foundation \$ Per Pupil by School Designation (HS)



← Highest % Direct TSI → Lowest % Direct

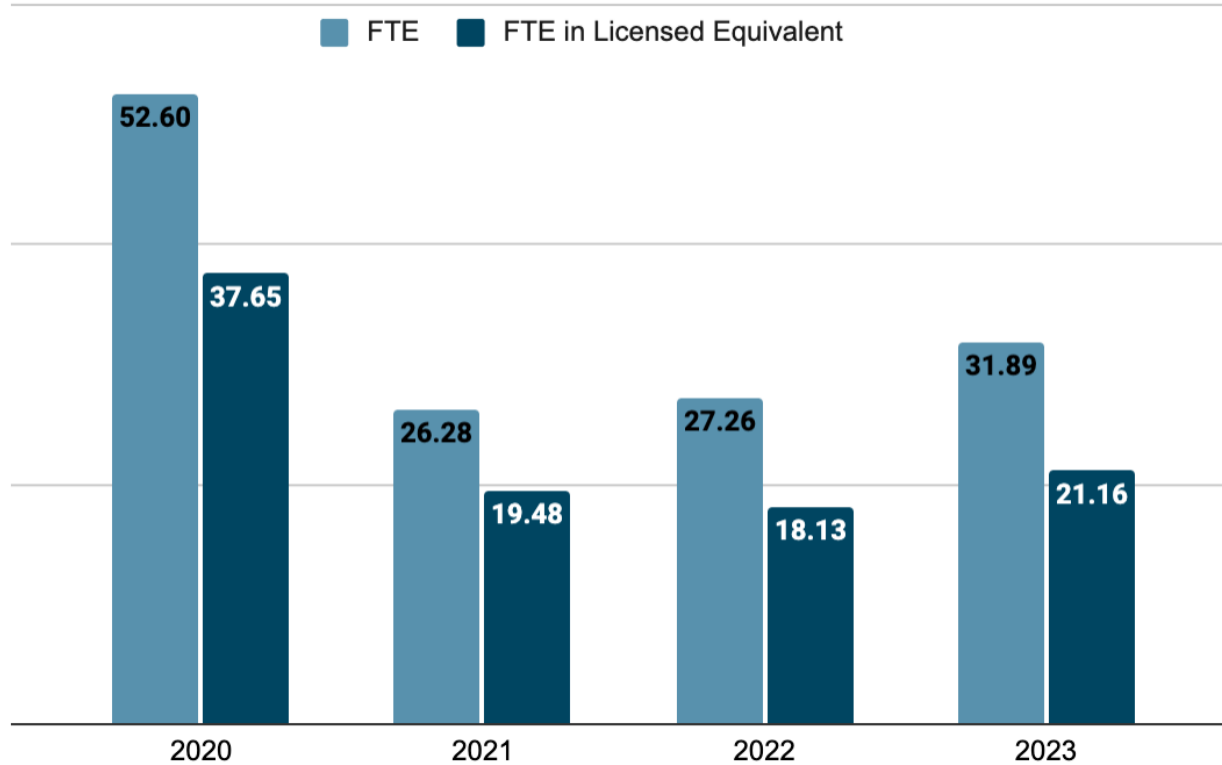
Foundation as % of Total Budget	0%	0%	0%	0%	0%	0%	0.3%	0.3%	0.2%

Source: PPS Budget, SY21-22; Foundation FTE counts from FY22 Payroll

## FTE Funded by Local School Foundations by Category (FY20-23)

Category	FTE by Fiscal Year				
	2020	2021	2022	2023	Grand Total
Assistant - Educational	24.18	9.31	14.74	17.49	65.73
Teacher	20.33	11.38	5.29	6.86	43.85
Specialist - Learning	1.73	0.90	2.22	3.17	8.02
Support - Administrative/ Office	4.37	3.39	3.11	3.57	14.44
Support - Learning	0.60	0.80	0.80	0.80	3.00
Support - Student Services	1.38	0.50	1.10	0.0	2.98
<b>Grand Total</b>	<b>52.60</b>	<b>26.28</b>	<b>27.26</b>	<b>31.89</b>	<b>138.02</b>

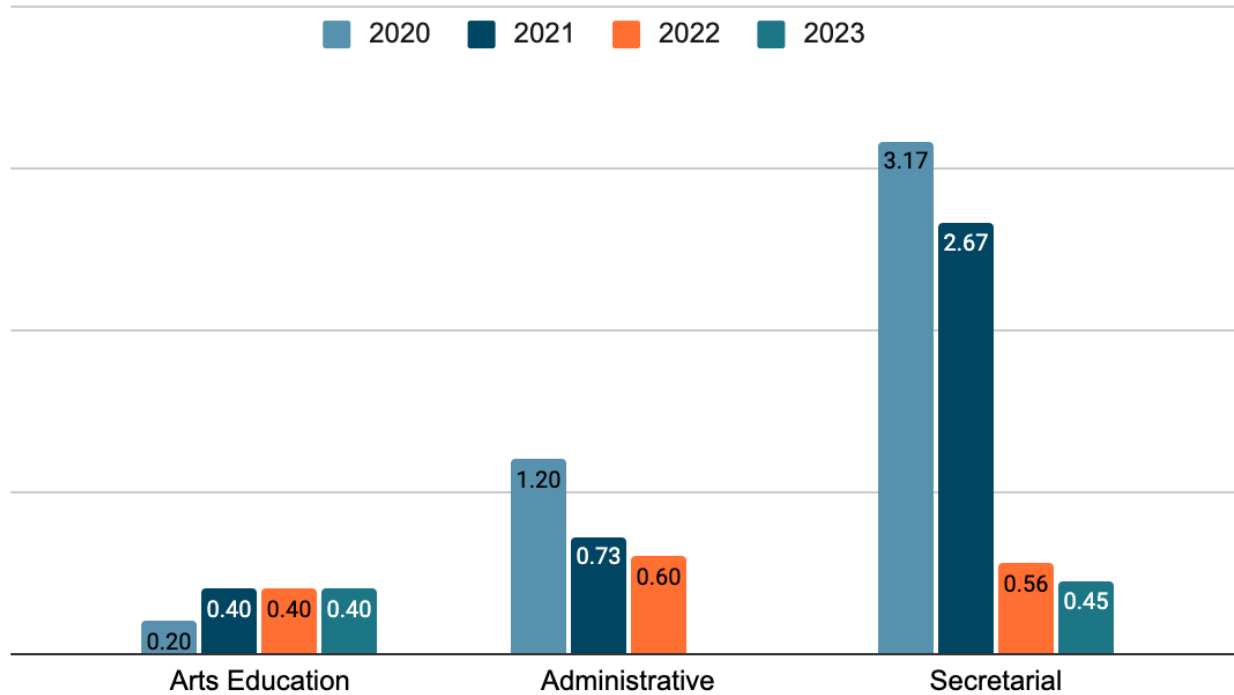
# For Comparison - FTE in Licensed Equivalent (FY20 -23)



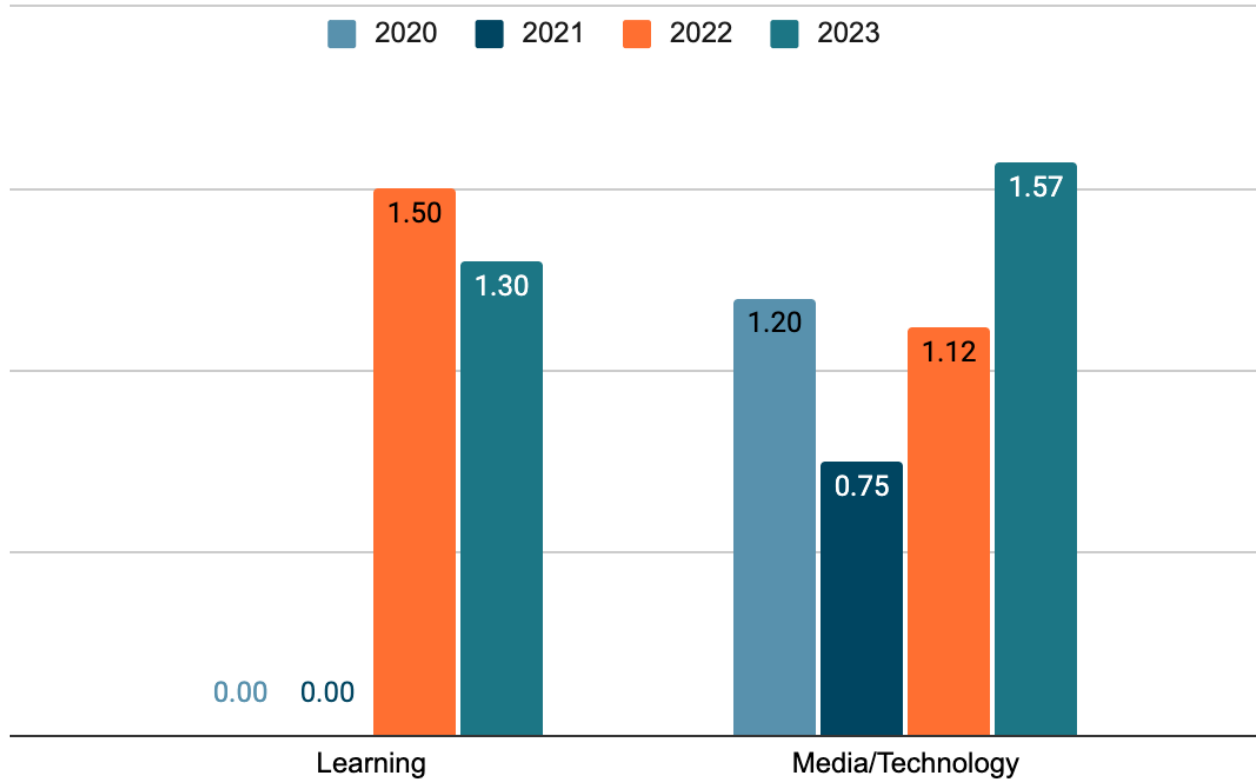
A Licensed FTE refers to certified staff such as teachers, counselors, media specialists, psychologists, social workers.

FTE in licensed “equivalents” are used to compare classified FTE. For this calculation, two (2) classified FTE is equivalent to one (1) licensed FTE.

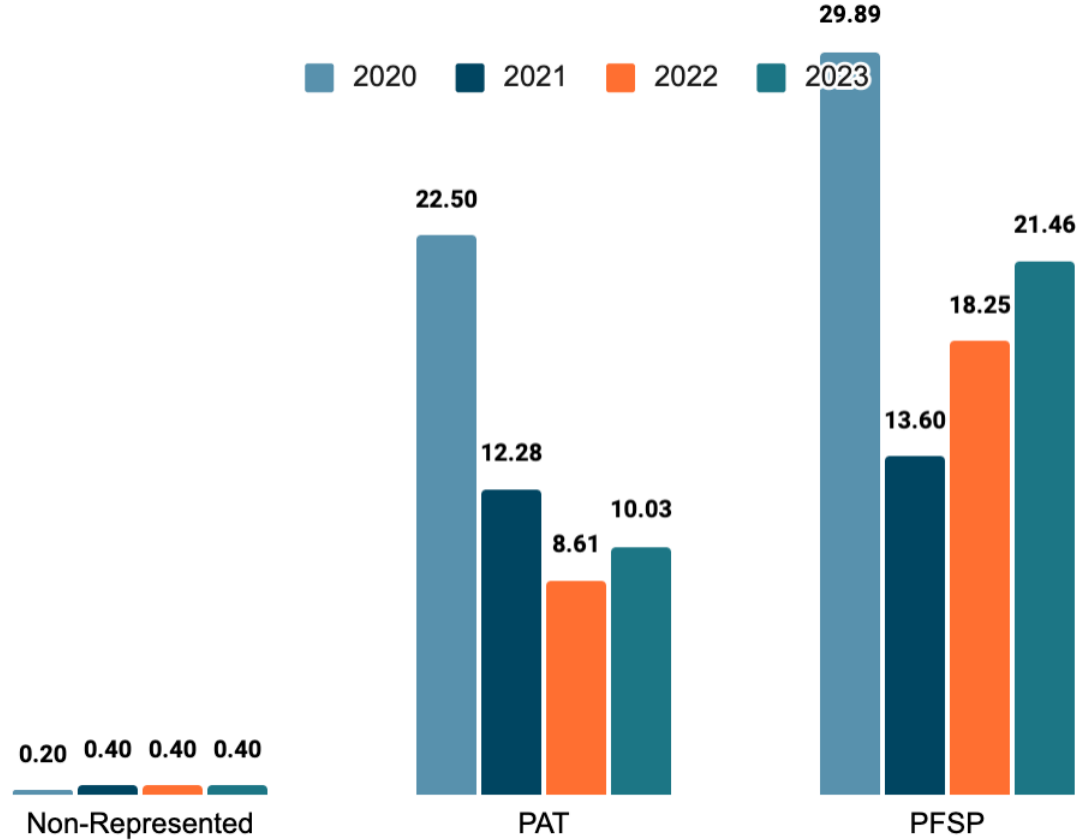
# FTE Support Staff Positions Funded by LSFs (FY20-23)



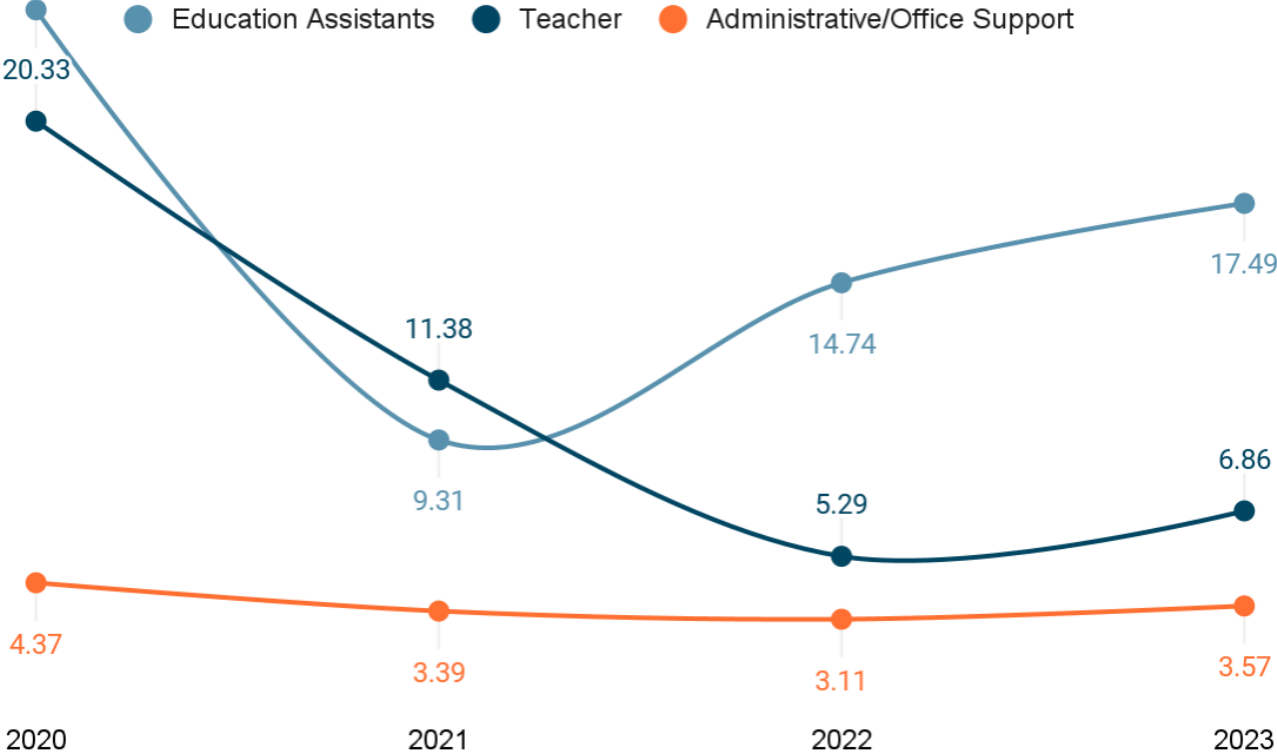
# FTE Specialist Positions Funded by LSFs (FY20-23)



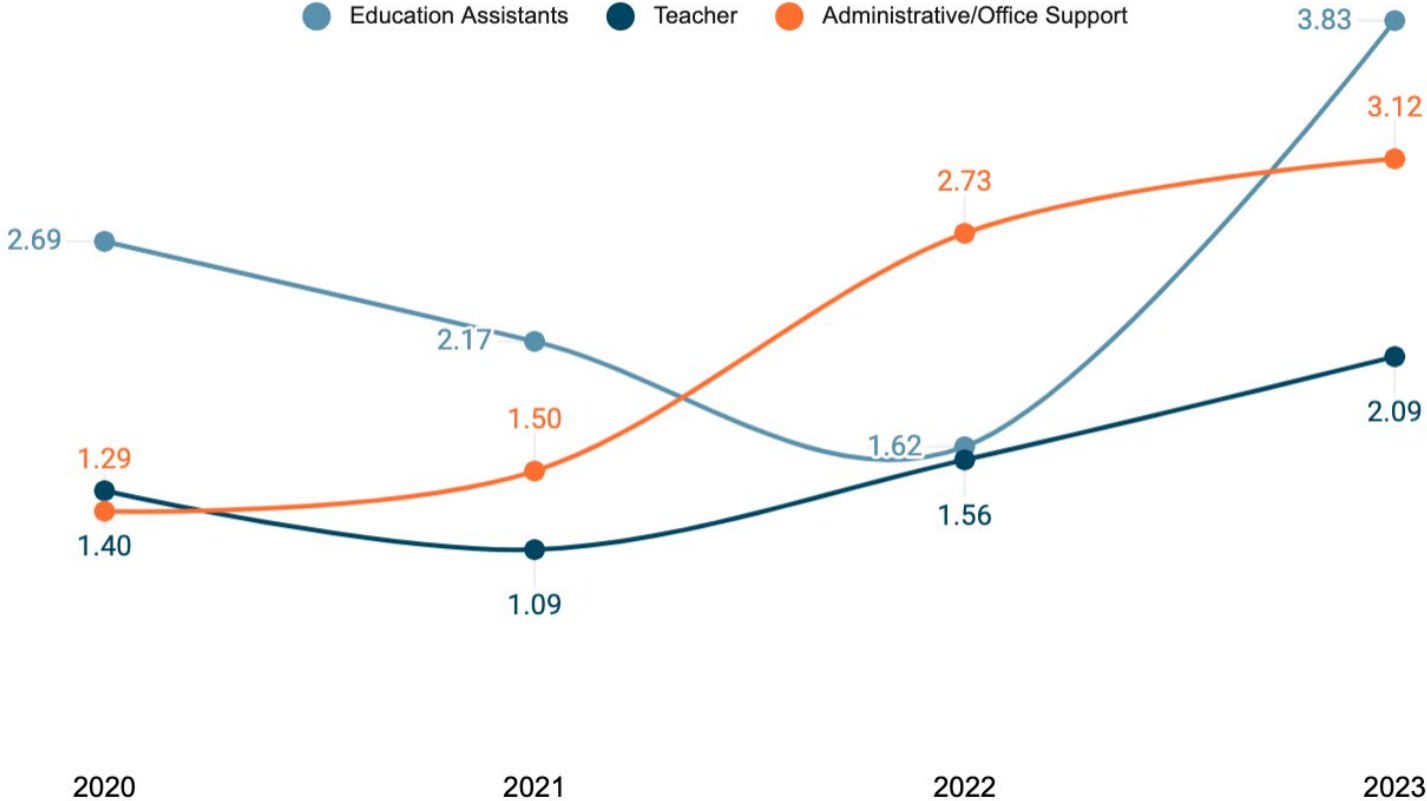
# FTE Positions (by bargaining unit) Funded by LSFs (FY20-23)



# Type of Positions Funded by LSFs, PPS (FY20 -23)



# Type of Positions Funded by PPS Parent Fund (FY20-23)



<i>SUM of FTE</i>	<i>Fiscal Year</i>				
<b>School</b>	<b>2020</b>	<b>2021</b>	<b>2022</b>	<b>2023</b>	<b>Grand Total</b>
Arleta	0.50		0.30	1.00	1.80
Astor		0.20	0.20	0.05	0.45
Atkinson				0.10	0.10
Beach		0.47	0.36	0.21	1.04
Beaumont		0.19		0.58	0.77
Boise-Eliot/Humboldt		0.08	0.06		0.14
Bridger	0.35	0.44	0.28	0.04	1.11
Buckman		0.16	0.18	0.11	0.45
Chapman		0.28	0.25		0.53
Chief Joseph				0.35	0.35
Creative Science				0.26	0.26
Creston			0.50	0.15	0.65
da Vinci			0.25	0.25	0.50
Franklin	0.24	0.15			0.39
George	0.25				0.25
Grout	0.88		0.30		1.17
Harriet Tubman	0.10	0.10		0.50	0.70
Harrison Park	0.71	0.30	0.23	0.35	1.58
Hayhurst				0.25	0.25
Hosford	0.25				0.25
Jefferson	0.64	0.68	0.45	0.95	2.72
Lane	0.50			0.13	0.63
Lee	0.16	0.10	0.25	0.50	1.01
Lent	0.40	0.50		0.07	0.97
Markham		0.35	0.20	0.01	0.56
Marysville		0.28	0.26	0.25	0.79
McDaniel	0.25		0.02	0.10	0.37
Mt Tabor				0.15	0.15
Ockley Green		0.11	0.50	0.75	1.36
Peninsula		0.15	0.05	0.16	0.36
Rigler	0.15		0.20	0.24	0.59
Rosa Parks				0.31	0.31
Rose City Park			1.00	0.30	1.30
Sitton	0.08				0.08
Sunnyside Environmental			0.34	0.05	0.39
Vernon				0.37	0.37
Vestal		0.20		0.35	0.55
Whitman	0.73	0.29			1.02
Woodlawn	0.45	0.74		0.62	1.81
Woodmere			0.16	0.06	0.23
Woodstock	0.25				0.25
<b>Grand Total</b>	<b>6.88</b>	<b>5.75</b>	<b>6.34</b>	<b>9.57</b>	<b>28.53</b>



PPS Parent Fund FTE - FY20-23

SUM of FTE	Subcategory																				Grand Total	
School	Assistant - Administrative	Assistant - Arts Education	Assistant - ES Education	Assistant - HS Education	Assistant - MS Education	Assistant - Technology	Community Agents	Specialist - Learning	Specialist - Media/Technology	Specialist - Social/Emotional	Support - Administrative	Support - Secretary	Teacher - Arts Education	Teacher - Elective	Teacher - Homeroom	Teacher - Physical Education	Teacher - Reading	Teacher - Secondary Core	Teacher - Specialist	Therapeutic Intervention Coach	Grand Total	
Arleta			1.80																		1.80	
Astor	0.25											0.20									0.45	
Atkinson									0.10												0.10	
Beach			1.04																		1.04	
Beaumont					0.08						0.50										0.19	0.77
Boise-Eliot/Humboldt													0.14									0.14
Bridger	0.04		1.07																			1.11
Buckman	0.10								0.19							0.16						0.45
Chapman	0.25		0.28																			0.53
Chief Joseph	0.25		0.10																			0.35
Creative Science			0.26																			0.26
Creston	0.25		0.40																			0.65
da Vinci													0.50									0.50
Franklin						0.24	0.15															0.39
George											0.25											0.25
Grout																					1.17	1.17
Harriet Tubman													0.20					0.50				0.70
Harrison Park	0.05											0.16	0.41	0.10		0.87						1.58
Hayhurst			0.25																			0.25
Hosford																		0.25				0.25
Jefferson	0.58	0.91									0.67	0.56										2.72
Lane							0.50						0.13									0.63
Lee	0.75											0.26										1.01
Lent								0.07				0.50							0.40			0.97
Markham			0.55						0.01													0.56
Marysville	0.51		0.03						0.15							0.10						0.79
McDaniel				0.25									0.08	0.04								0.37
Mt Tabor														0.15								0.15
Ockley Green	1.00										0.25							0.11				1.36
Peninsula	0.13		0.04					0.05					0.15									0.36
Rigler	0.20						0.05	0.24					0.10									0.59
Rosa Parks			0.31																			0.31
Rose City Park																	1.30					1.30
Sitton								0.08														0.08
Sunnyside Environmental											0.10	0.29										0.39
Vernon															0.37							0.37
Vestal			0.35							0.20												0.55
Whitman			0.48									0.44				0.10						1.02
Woodlawn			1.51							0.30												1.81
Woodmere	0.10		0.13																			0.23
Woodstock			0.25																			0.25
<b>Grand Total</b>	<b>4.46</b>	<b>0.91</b>	<b>8.84</b>	<b>0.25</b>	<b>0.08</b>	<b>0.24</b>	<b>0.70</b>	<b>0.44</b>	<b>0.45</b>	<b>0.50</b>	<b>1.77</b>	<b>2.41</b>	<b>1.70</b>	<b>0.39</b>	<b>0.37</b>	<b>1.13</b>	<b>1.30</b>	<b>0.86</b>	<b>0.40</b>	<b>1.36</b>	<b>28.53</b>	

SUM of FTE	Subcategory																				Grand Total
Fiscal Year	Assistant - Administrative	Assistant - Arts Education	Assistant - ES Education	Assistant - HS Education	Assistant - MS Education	Assistant - Technology	Community Agents	Specialist - Learning	Specialist - Media/Technology	Specialist - Social/Emotional	Support - Administrative	Support - Secretary	Teacher - Arts Education	Teacher - Elective	Teacher - Homeroom	Teacher - Physical Education	Teacher - Reading	Teacher - Secondary Core	Teacher - Specialist	Therapeutic Intervention Coach	Grand Total
2020		0.17	2.03	0.25			0.24	0.55	0.08		0.42	0.87	0.20	0.10		0.45		0.25	0.40	0.88	6.88
2021		0.17	2.00					0.15		0.50	0.25	1.25	0.58	0.10		0.31		0.11		0.19	5.75
2022	2.39	0.17	1.45					0.05	0.08		0.05	0.29	0.47	0.02		0.07	1.00			0.30	6.34
2023	2.07	0.40	3.35		0.08			0.31	0.22		1.05		0.45	0.17	0.37	0.30	0.30	0.50			9.57
<b>Grand Total</b>	<b>4.46</b>	<b>0.91</b>	<b>8.84</b>	<b>0.25</b>	<b>0.08</b>	<b>0.24</b>	<b>0.70</b>	<b>0.44</b>	<b>0.45</b>	<b>0.50</b>	<b>1.77</b>	<b>2.41</b>	<b>1.70</b>	<b>0.39</b>	<b>0.37</b>	<b>1.13</b>	<b>1.30</b>	<b>0.86</b>	<b>0.40</b>	<b>1.36</b>	<b>28.53</b>

SUM of FTE School	Bargaining Unit			Grand Total
	Non-Represented	PAT	PFSP	
Arleta			1.80	1.80
Astor			0.45	0.45
Atkinson		0.10		0.10
Beach			1.04	1.04
Beaumont			0.77	0.77
Boise-Eliot/Humboldt		0.14		0.14
Bridger			1.11	1.11
Buckman		0.35	0.10	0.45
Chapman			0.53	0.53
Chief Joseph			0.35	0.35
Creative Science			0.26	0.26
Creston			0.65	0.65
da Vinci		0.50		0.50
Franklin			0.39	0.39
George			0.25	0.25
Grout			1.17	1.17
Harriet Tubman		0.70		0.70
Harrison Park		1.37	0.21	1.58
Hayhurst			0.25	0.25
Hosford		0.25		0.25
Jefferson	0.91		1.81	2.72
Lane		0.13	0.50	0.63
Lee			1.01	1.01
Lent		0.47	0.50	0.97
Markham		0.01	0.55	0.56
Marysville		0.25	0.54	0.79
McDaniel		0.37		0.37
Mt Tabor		0.15		0.15
Ockley Green		0.11	1.25	1.36
Peninsula		0.20	0.16	0.36
Rigler		0.34	0.25	0.59
Rosa Parks			0.31	0.31
Rose City Park		1.30		1.30
Sitton		0.08		0.08
Sunnyside Environmental			0.39	0.39
Vernon		0.37		0.37
Vestal		0.20	0.35	0.55
Whitman		0.10	0.92	1.02
Woodlawn	0.30		1.51	1.81
Woodmere			0.23	0.23
Woodstock			0.25	0.25
<b>Grand Total</b>	<b>1.21</b>	<b>7.47</b>	<b>19.85</b>	<b>28.53</b>

SUM of FTE Fiscal Year	Bargaining Unit			Grand Total
	Non-Represented	PAT	PFSP	
2020	0.17	1.73	4.99	6.88
2021	0.47	1.44	3.84	5.75
2022	0.17	1.69	4.48	6.34
2023	0.40	2.62	6.55	9.57
<b>Grand Total</b>	<b>1.21</b>	<b>7.47</b>	<b>19.85</b>	<b>28.53</b>

<b>Fiscal Year</b>	<b>School</b>	<b>Local School Foundation</b>	<b>Parent Fund</b>	<b>Total</b>
2021	Beaumont	0.50	0.19	<b>0.69</b>
2021	Buckman	0.19	0.16	<b>0.35</b>
2021	Markham	0.15	0.35	<b>0.50</b>
2022	Buckman	0.17	0.18	<b>0.35</b>
2022	Chapman	1.20	0.25	<b>1.45</b>
2022	da Vinci	0.65	0.25	<b>0.90</b>
2022	Markham	0.14	0.20	<b>0.34</b>
2022	Sunnyside Env	0.16	0.34	<b>0.50</b>
2023	Beach	0.19	0.21	<b>0.40</b>
2023	Beaumont	0.36	0.58	<b>0.94</b>
2023	Buckman	1.59	0.11	<b>1.70</b>
2023	da Vinci	0.65	0.25	<b>0.90</b>
2023	Rose City Park	0.20	0.30	<b>0.50</b>
2023	Sunnyside Env	0.95	0.05	<b>1.00</b>
2023	Vernon	0.13	0.37	<b>0.50</b>

Fiscal Year	School	FTE	Category	Subcategory	Position	Bargaining Unit
2023	Jefferson	0.30	Support - Administrative/Of	Assistant - Administrative	LTHT School Admin Asst II-HS	PFSP
2023	Chief Joseph	0.25	Support - Administrative/Of	Assistant - Administrative	School Admin Assistant I-ES	PFSP
2023	Astor	0.05	Support - Administrative/Of	Assistant - Administrative	School Admin Assistant II-K8	PFSP
2023	Harrison Park	0.05	Support - Administrative/Of	Assistant - Administrative	School Admin Assistant II-K8	PFSP
2023	Lee	0.50	Support - Administrative/Of	Assistant - Administrative	School Admin Assistant III-ES	PFSP
2023	Marysville	0.25	Support - Administrative/Of	Assistant - Administrative	School Admin Assistant III-ES	PFSP
2023	Peninsula	0.13	Support - Administrative/Of	Assistant - Administrative	School Admin Assistant III-ES	PFSP
2023	Ockley Green	0.50	Support - Administrative/Of	Assistant - Administrative	School Admin Assistant III-MS	PFSP
2023	Bridger	0.04	Support - Administrative/Of	Assistant - Administrative	School Admin Asst II-ES	PFSP
2022	Jefferson	0.28	Support - Administrative/Of	Assistant - Administrative	LTHT School Admin Asst II-HS	PFSP
2022	Buckman	0.10	Support - Administrative/Of	Assistant - Administrative	School Admin Assistant II-ES	PFSP
2022	Astor	0.20	Support - Administrative/Of	Assistant - Administrative	School Admin Assistant II-K8	PFSP
2022	Chapman	0.25	Support - Administrative/Of	Assistant - Administrative	School Admin Assistant III-ES	PFSP
2022	Creston	0.25	Support - Administrative/Of	Assistant - Administrative	School Admin Assistant III-ES	PFSP
2022	Lee	0.25	Support - Administrative/Of	Assistant - Administrative	School Admin Assistant III-ES	PFSP
2022	Marysville	0.26	Support - Administrative/Of	Assistant - Administrative	School Admin Assistant III-ES	PFSP
2022	Rigler	0.20	Support - Administrative/Of	Assistant - Administrative	School Admin Assistant III-ES	PFSP
2022	Woodmere	0.10	Support - Administrative/Of	Assistant - Administrative	School Admin Assistant III-ES	PFSP
2022	Ockley Green	0.50	Support - Administrative/Of	Assistant - Administrative	School Admin Assistant III-MS	PFSP
2023	Jefferson	0.40	Assistant - Educational	Assistant - Arts Education	Performing Arts Assistant	Non-Represented
2022	Jefferson	0.17	Assistant - Educational	Assistant - Arts Education	Performing Arts Assistant	Non-Represented
2021	Jefferson	0.17	Assistant - Educational	Assistant - Arts Education	Performing Arts Assistant	Non-Represented
2020	Jefferson	0.17	Assistant - Educational	Assistant - Arts Education	Performing Arts Assistant	Non-Represented
2023	Woodmere	0.06	Assistant - Educational	Assistant - ES Education	EA ESL/Bilingual Spanish	PFSP
2023	Chief Joseph	0.10	Assistant - Educational	Assistant - ES Education	EA Gr 1-5	PFSP
2023	Peninsula	0.04	Assistant - Educational	Assistant - ES Education	EA Gr 1-5	PFSP
2023	Creston	0.15	Assistant - Educational	Assistant - ES Education	EA Gr K	PFSP
2023	Creative Science	0.26	Assistant - Educational	Assistant - ES Education	EA Gr K-5	PFSP
2023	Hayhurst	0.25	Assistant - Educational	Assistant - ES Education	EA Gr K-5	PFSP
2023	Rosa Parks	0.31	Assistant - Educational	Assistant - ES Education	EA Gr K-5	PFSP
2023	Arleta	0.60	Assistant - Educational	Assistant - ES Education	EA Gr K-5 Reading	PFSP
2023	Vestal	0.35	Assistant - Educational	Assistant - ES Education	EA Reading	PFSP

2023	Woodlawn	0.62	Assistant - Educational	Assistant - ES Education	EA-ES	PFSP
2023	Arleta	0.40	Assistant - Educational	Assistant - ES Education	LTHT EA-ES	PFSP
2023	Beach	0.21	Assistant - Educational	Assistant - ES Education	LTHT EA-ES	PFSP
2022	Markham	0.20	Assistant - Educational	Assistant - ES Education	EA Bilingual Somali	PFSP
2022	Woodmere	0.06	Assistant - Educational	Assistant - ES Education	EA ESL/Bilingual Spanish	PFSP
2022	Bridger	0.28	Assistant - Educational	Assistant - ES Education	EA Gr K	PFSP
2022	Creston	0.25	Assistant - Educational	Assistant - ES Education	EA Gr K	PFSP
2022	Arleta	0.30	Assistant - Educational	Assistant - ES Education	LTHT EA-ES	PFSP
2022	Beach	0.36	Assistant - Educational	Assistant - ES Education	LTHT EA-ES	PFSP
2021	Chapman	0.28	Assistant - Educational	Assistant - ES Education	EA Gr K	PFSP
2021	Markham	0.35	Assistant - Educational	Assistant - ES Education	EA Gr K	PFSP
2021	Marysville	0.03	Assistant - Educational	Assistant - ES Education	EA Gr K	PFSP
2021	Bridger	0.44	Assistant - Educational	Assistant - ES Education	EA-Bilingual K8	PFSP
2021	Beach	0.47	Assistant - Educational	Assistant - ES Education	LTHT EA-ES	PFSP
2021	Woodlawn	0.44	Assistant - Educational	Assistant - ES Education	Temp EA Gr K	PFSP
2020	Bridger	0.35	Assistant - Educational	Assistant - ES Education	EA Bilingual Gr K Spanish	PFSP
2020	Woodstock	0.25	Assistant - Educational	Assistant - ES Education	EA Bilingual Mandarin	PFSP
2020	Arleta	0.50	Assistant - Educational	Assistant - ES Education	EA Gr K LA	PFSP
2020	Whitman	0.48	Assistant - Educational	Assistant - ES Education	EA-ES	PFSP
2020	Woodlawn	0.45	Assistant - Educational	Assistant - ES Education	LTHT EA Reading	PFSP
2020	McDaniel	0.25	Assistant - Educational	Assistant - HS Education	Coordinator-AVID	PAT
2023	Beaumont	0.08	Assistant - Educational	Assistant - MS Education	EA AVID	PFSP
2020	Franklin	0.24	Assistant - Educational	Assistant - Technology	LTHT Instr Tech Asst	PFSP
2021	Franklin	0.15	Social/Emotional Supports	Community Agents	Community Agent-HS	PFSP
2020	Lane	0.50	Social/Emotional Supports	Community Agents	Community Agent	PFSP
2020	Rigler	0.05	Social/Emotional Supports	Community Agents	Community Agent-Spanish	PFSP
2023	Lent	0.07	Specialist - Learning	Specialist - Learning	Instr Spec-K8/Teacher-ESL	PAT
2023	Rigler	0.10	Specialist - Learning	Specialist - Learning	Instructional Spec Bil Span	PAT
2023	Rigler	0.14	Specialist - Learning	Specialist - Learning	Instructional Specialist-ES	PAT
2022	Peninsula	0.05	Specialist - Learning	Specialist - Learning	Instructional Specialist-ES	PAT
2020	Sitton	0.08	Specialist - Learning	Specialist - Learning	Instructional Specialist-ES	PAT
2023	Atkinson	0.10	Specialist - Learning	Specialist - Media/Technology	Media Specialist-ES	PAT
2023	Buckman	0.11	Specialist - Learning	Specialist - Media/Technology	Media Specialist-ES	PAT

2023	Markham	0.01	Specialist - Learning	Specialist - Media/Technology	Media Specialist-ES	PAT
2022	Buckman	0.08	Specialist - Learning	Specialist - Media/Technology	Media Specialist-ES	PAT
2021	Marysville	0.15	Specialist - Learning	Specialist - Media/Technology	Media Specialist-K8	PAT
2021	Vestal	0.20	Social/Emotional Supports	Specialist - Social/Emotional	Student Management Spec-ES	PAT
2021	Woodlawn	0.30	Social/Emotional Supports	Specialist - Social/Emotional	Student Success Advocate	Non-Represented
2023	Ockley Green	0.25	Support - Administrative/Of	Support - Administrative	Library Assistant	PFSP
2023	Sunnyside Environmental	0.05	Support - Administrative/Of	Support - Administrative	LTHT Book Clerk	PFSP
2023	Beaumont	0.50	Support - Administrative/Of	Support - Administrative	Clerk-MS	PFSP
2023	Jefferson	0.25	Support - Administrative/Of	Support - Administrative	Data Clerk-HS	PFSP
2022	Sunnyside Environmental	0.05	Support - Administrative/Of	Support - Administrative	LTHT Book Clerk	PFSP
2021	Jefferson	0.25	Support - Administrative/Of	Support - Administrative	LTHT Data Clerk-HS	PFSP
2020	George	0.25	Support - Administrative/Of	Support - Administrative	Library Assistant	PFSP
2020	Jefferson	0.17	Support - Administrative/Of	Support - Administrative	LTHT Data Clerk	PFSP
2022	Sunnyside Environmental	0.29	Support - Administrative/Of	Support - Secretary	LTHT School Secretary-K8	PFSP
2021	Jefferson	0.26	Support - Administrative/Of	Support - Secretary	LTHT VP's Secretary-HS	PFSP
2021	Lee	0.10	Support - Administrative/Of	Support - Secretary	School Secretary-ES	PFSP
2021	Whitman	0.19	Support - Administrative/Of	Support - Secretary	School Secretary-ES	PFSP
2021	Astor	0.20	Support - Administrative/Of	Support - Secretary	School Secretary-K8	PFSP
2021	Lent	0.50	Support - Administrative/Of	Support - Secretary	School Secretary-K8	PFSP
2020	Jefferson	0.30	Support - Administrative/Of	Support - Secretary	LTHT VP's Secretary-HS	PFSP
2020	Lee	0.16	Support - Administrative/Of	Support - Secretary	School Secretary-ES	PFSP
2020	Whitman	0.25	Support - Administrative/Of	Support - Secretary	School Secretary-ES	PFSP
2020	Harrison Park	0.16	Support - Administrative/Of	Support - Secretary	School Secretary-K8	PFSP
2023	da Vinci	0.25	Teacher	Teacher - Arts Education	Teacher Dance	PAT
2023	Lane	0.13	Teacher	Teacher - Arts Education	Teacher Drama	PAT
2022	da Vinci	0.25	Teacher	Teacher - Arts Education	Teacher Dance	PAT
2022	Harrison Park	0.16	Teacher	Teacher - Arts Education	Teacher Gr 6-8 Dance	PAT
2021	Peninsula	0.15	Teacher	Teacher - Arts Education	Teacher Art	PAT
2021	Harriet Tubman	0.10	Teacher	Teacher - Arts Education	Teacher Dance	PAT
2021	Harrison Park	0.25	Teacher	Teacher - Arts Education	Teacher Gr 6-8 Dance	PAT
2020	Rigler	0.10	Teacher	Teacher - Arts Education	Teacher Art	PAT
2020	Harriet Tubman	0.10	Teacher	Teacher - Arts Education	Teacher Dance	PAT
2023	McDaniel	0.08	Teacher	Teacher - Arts Education	Teacher Music	PAT

2022	Boise-Eliot/Humboldt	0.06	Teacher	Teacher - Arts Education	Teacher Music	PAT
2021	Boise-Eliot/Humboldt	0.08	Teacher	Teacher - Arts Education	Teacher Music	PAT
2023	Mt Tabor	0.15	Teacher	Teacher - Elective	Teacher Gr 8 SS Japanese Im	PAT
2023	McDaniel	0.02	Teacher	Teacher - Elective	Teacher Mandarin/LA	PAT
2022	McDaniel	0.02	Teacher	Teacher - Elective	Teacher Mandarin/LA	PAT
2021	Marysville	0.10	Teacher	Teacher - Elective	Teacher Gr 6-8 Span/Latino Sup	PAT
2020	Harrison Park	0.10	Teacher	Teacher - Elective	Teacher Gr 6-8 Spanish	PAT
2023	Vernon	0.37	Teacher	Teacher - Homeroom	Teacher Gr 1	PAT
2023	Harrison Park	0.30	Teacher	Teacher - Physical Education	Teacher PE	PAT
2022	Harrison Park	0.07	Teacher	Teacher - Physical Education	Teacher PE/Gr 6-8 Health	PAT
2021	Buckman	0.16	Teacher	Teacher - Physical Education	Teacher PE	PAT
2021	Whitman	0.10	Teacher	Teacher - Physical Education	Teacher PE	PAT
2021	Harrison Park	0.05	Teacher	Teacher - Physical Education	Teacher PE/Gr 6-8 Health	PAT
2020	Harrison Park	0.45	Teacher	Teacher - Physical Education	Teacher PE	PAT
2023	Rose City Park	0.30	Teacher	Teacher - Reading	Teacher Reading	PAT
2022	Rose City Park	1.00	Teacher	Teacher - Reading	Teacher Reading	PAT
2023	Harriet Tubman	0.50	Teacher	Teacher - Secondary Core	Teacher LA	PAT
2021	Ockley Green	0.11	Teacher	Teacher - Secondary Core	Teacher Gr 6 LA/Instr Spec	PAT
2020	Hosford	0.25	Teacher	Teacher - Secondary Core	Teacher Gr 6-7 Math	PAT
2020	Lent	0.40	Teacher	Teacher - Specialist	Teacher LA	PAT
2022	Grout	0.30	Support - Student Services	Therapeutic Intervention Coa	Therapeutic Intervention Coach	PFSP
2021	Beaumont	0.19	Support - Student Services	Therapeutic Intervention Coa	Therapeutic Intervention Coach	PFSP
2020	Grout	0.88	Support - Student Services	Therapeutic Intervention Coa	Therapeutic Interv Coach	PFSP

# 2018-19 PPS Parent Equity Fund Grant Awards - Powered by New Seasons Market

**CONFIDENTIAL**

PPS School	Award Amount	Final Rank	Total Rankings	Demographic Rank	Financial Rank
Madison HS	\$46,750	1	25	22	3
Jefferson HS	\$46,750	2	27	23	4
Benson HS	\$40,000	3	32	30	2
César Chávez K-8	\$35,000	4	35	4	31
George MS	\$35,000	4	35	2	33
Franklin HS	\$35,000	6	36	31	5
Woodlawn PK-5	\$35,000	7	37	15	22
Harrison Park K-8	\$32,500	8	40	8	32
Scott K-8	\$32,500	9	41	6	35
Creston K-8	\$32,500	10	42	32	10
Lane MS	\$32,500	11	43	13	30
Peninsula ES	\$32,500	12	44	27	17
Chief Joseph ES	\$32,500	12	44	38	6
Beach ES	\$32,500	14	45	29	16
Ockley Green MS	\$30,000	15	47	24	23
Marysville K-8	\$30,000	15	47	19	28
Roosevelt HS	\$30,000	15	47	20	27
MLK Jr. PK-8	\$30,000	18	48	7	41
Jason Lee K-8	\$26,000	19	50	14	36
Boise-Eliot/Humboldt PK-8	\$26,000	20	51	9	42
Hosford MS	\$26,000	20	51	42	9
Woodstock ES	\$26,000	22	52	37	15
Rigler ES	\$26,000	23	53	3	50
Sitton ES	\$26,000	23	53	5	48
Roseway Heights K-8	\$26,000	25	54	34	20
Arleta K-8	\$26,000	26	55	36	19
Beaumont MS	\$26,000	27	56	35	21
Faubion PK-8	\$26,000	27	56	16	40
Rosa Parks ES	\$26,000	27	56	1	55
Mt Tabor MS	\$20,000	30	58	45	13
Jackson MS	\$20,000	30	58	47	11
Bridger K-8	\$20,000	32	59	25	34
Grant HS	\$20,000	32	59	58	1
Vestal K-8	\$20,000	34	60	21	39
James John ES	\$20,000	35	61	17	44
Kelly ES	\$20,000	35	61	18	43
Lewis ES	\$20,000	35	61	54	7
Woodmere ES	\$20,000	35	61	12	49

# 2018-19 PPS Parent Equity Fund Grant Awards - Powered by New Seasons Market

**CONFIDENTIAL**

PPS School	Final Rank	Total Rankings	Demographic Rank	Financial Rank
Astor K-8	39	63	39	24
Whitman ES	40	64	11	53
Wilson HS	41	65	53	12
Hayhurst ES	42	66	48	18
Lent K-8	43	67	10	57
Sellwood MS	44	68	60	8
Gray MS	45	69	55	14
Vernon K-8	46	71	33	38
Markham ES	47	73	28	45
Grout ES	47	73	26	47
Creative Science K-8	49	74	49	25
Cleveland HS	50	78	52	26
Atkinson ES	50	78	41	37
Glencoe ES	52	80	51	29
Buckman ES	53	95	43	52
da Vinci Arts MS	54	96	50	46
Irvington K-8	55	100	40	60
Sabin K-8	55	100	46	54
Chapman ES	57	102	44	58
Bridlemile ES	58	108	57	51
Skyline K-8	59	112	56	56
Rieke ES	60	120	59	61
Llewellyn ES	60	120	61	59

# 2018-19 PPS Parent Equity Fund Grant Awards - Powered by New Seasons Market

**CONFIDENTIAL**

Alternative Programs	Award*
Rosemary Anderson High School	\$ 11,400
Alliance Alternative High School	\$ 11,400
NAYA Early College Academy	\$ 11,400
Open School North	\$ 11,400
Youth Progress Association	\$ 11,400

*\* PPS Parent Equity Fund grant awards to alternative schools are determined by PPS staff and are not subject to the formula calculations.*

*\*\*Special thanks to the foundations at alternative programs Metropolitan Learning Center and ACCESS Academy for their contributions to the PPS Parent Equity Fund.*

**Total awarded, including alternative program awards, \$1,144,000.**

Schools Declining Consideration:
Abernethy ES
Ainsworth ES
Alameda ES
Beverly Cleary K-8
Capitol Hill ES
Duniway ES
Forest Park ES
Laurelhurst K-8
Lincoln HS
Maplewood ES
Richmond ES
Stephenson ES
Sunnyside Env. K-8
West Sylvan MS
Winterhaven K-8



**2019-20 PPS Parent Fund Awards--Powered by New Seasons\*\*\***

PPS School	Award Amount	Final Rank	Total Ranking	Demographic Rank	Financial Rank
Roosevelt HS	\$53,000	1	22	17	5
Harriet Tubman MS	\$53,000	2	24	23	1
Madison HS	\$53,000	3	25	21	4
Lent K-8	\$49,000	4	31	9	22
Benson HS	\$49,000	5	35	32	3
Ockley Green MS	\$42,000	6	38	25	13
Harrison Park K-8	\$42,000	7	39	8	31
Whitman ES	\$42,000	7	39	11	28
Franklin HS	\$40,000	9	41	35	6
Grout ES	\$40,000	9	41	27	14
Roseway Heights	\$40,000	11	42	22	20
Scott K-8	\$35,000	12	45	7	38
Bridger K-8	\$35,000	13	47	28	19
Rose City Park	\$35,000	13	47	40	7
Jefferson HS	\$32,000	15	49	26	23
Marysville K-8	\$32,000	15	49	12	37
Astor K-8	\$32,000	17	50	38	12
Kelly ES	\$32,000	17	50	16	34
Arleta K-8	\$32,000	19	51	36	15
George MS	\$32,000	19	51	4	47
Hosford MS	\$30,000	21	53	44	9
Markham ES	\$30,000	21	53	29	24
Beaumont MS	\$30,000	23	54	33	21
Faubion PK-8	\$30,000	24	55	15	40
Lane MS	\$30,000	24	55	14	41
César Chávez K-8	\$25,000	26	56	2	54
Sitton ES	\$25,000	26	56	5	51
Rosa Parks ES	\$25,000	28	57	1	56
Mt Tabor MS	\$25,000	29	58	47	11
Woodmere ES	\$25,000	30	59	13	46
Grant HS	\$20,000	31	61	59	2
Rigler ES	\$20,000	31	61	3	58
Woodstock ES	\$20,000	33	62	37	25
Boise-Eliot/Humboldt PK-8	\$20,000	34	63	6	57
Creston K-8	\$20,000	34	63	34	29
Peninsula ES	\$20,000	34	63	31	32
Woodlawn PK-5	\$20,000	34	63	18	45
<b>TOTAL</b>	<b>\$1,215,000</b>				

PPS School	Final Rank	Total Ranking	Demographic Rank	Financial Rank
Wilson HS	38	65	57	8
Jackson MS	39	66	50	16
Vernon K-8	40	67	41	26
Jason Lee K-8	41	68	19	49
Vestal K-8	41	68	24	44
Chief Joseph ES	43	69	39	30
Cleveland HS	43	69	51	18
MLK Jr. PK-8	43	69	10	59
Atkinson ES	46	70	43	27
James John ES	46	70	20	50
Sellwood MS	48	70	60	10
Lewis ES	49	72	55	17
Creative Science K-8	50	84	48	36
da Vinci Arts MS	50	84	49	35
Sabin K-8	50	84	45	39
Glencoe ES	53	89	56	33
Beach ES	54	90	30	60
Gray MS	55	95	52	43
Hayhurst ES	55	95	53	42
Buckman ES	57	99	46	53
Irvington K-8	58	104	42	62
Bridlemile ES	59	106	58	48
Rieke ES	60	114	62	52
Ainsworth ES	61	115	54	61
Llewellyn ES	62	116	61	55

PPS Parent Fund:	Award*
<b>Alternative Schools</b>	
NAYA Early College Academy	\$12,800
Rosemary Anderson POIC	\$12,800
Alliance High School	\$12,800
Youth Progress	\$12,800
Kairos PDX	\$12,800

\* PPS Parent Fund grant awards to alternative schools are determined by PPS staff and are not subject to the formula calculations. Total award to alternative schools is \$64,000.

\*\*Special thanks to the foundations at alternative programs Metropolitan Learning Center and ACCESS Academy for their contributions to the PPS Parent Fund.

\*\*\*2019-2020 PPS Parent Awards total \$ 1,279,000.

Schools Withdrawing Consideration:
Abernethy ES
Alameda ES
Beverly Cleary K-8
Capitol Hill ES
Chapman ES
Duniway ES
Forest Park ES
Laurelhurst K-8
Lincoln HS
Maplewood ES
Richmond ES
Skyline K-8
Stephenson ES
Sunnyside Env. K-8
West Sylvan MS
Winterhaven K-8

## 2020-2021 PPS Parent Fund Awards

School / Program	2020-21 PPS Parent Fund Awards	2020-21 Projected Enrollment (#)	2019-20 Historically Underserved	2019-20 Qualified for Free Meals by Direct Certification
<b>ELEMENTARY SCHOOLS</b>				
Beach ES	\$20,000	420	54%	21%
Boise-Eliot/Humboldt ES	\$30,000	338	85%	52%
Buckman ES	\$15,000	436	46%	19%
Chapman ES	\$15,000	458	45%	25%
Chief Joseph ES	\$15,000	337	47%	23%
Dr. Martin Luther King, Jr. ES	\$25,000	324	74%	43%
Grout ES	\$20,000	362	56%	35%
Irvington ES	\$15,000	328	40%	15%
James John ES	\$20,000	338	67%	35%
Jason Lee ES	\$25,000	265	72%	37%
Kelly ES	\$25,000	469	78%	39%
Markham ES	\$20,000	415	55%	26%
Peninsula ES	\$20,000	266	65%	26%
Rigler ES	\$30,000	294	85%	44%
Rosa Parks ES	\$30,000	283	95%	68%
Rose City Park ES	\$15,000	545	46%	18%
Sabin ES	\$15,000	399	42%	15%
Scott ES	\$25,000	476	75%	45%
Sitton ES	\$30,000	359	83%	49%
Vestal ES	\$20,000	235	69%	34%
Whitman ES	\$25,000	222	79%	48%
Woodlawn PK-5	\$25,000	318	75%	38%
Woodmere ES	\$25,000	273	72%	38%
<b>K-8 SCHOOLS</b>				
Arleta K-8	\$20,000	547	52%	27%
Astor K-8	\$20,000	405	51%	20%
Bridger K-8	\$20,000	519	65%	25%
César Chávez K-8	\$30,000	539	84%	44%
Creston K-8	\$20,000	383	51%	21%
Faubion PK-8	\$30,000	736	83%	42%
Harrison Park K-8	\$30,000	619	80%	44%
Lent K-8	\$30,000	455	84%	41%
Marysville K-8	\$20,000	389	68%	38%
Vernon K-8	\$20,000	622	51%	27%
<b>MIDDLE SCHOOLS</b>				
Beaumont MS	\$20,000	587	50%	21%
George MS	\$30,000	437	87%	50%
Harriet Tubman MS	\$25,000	452	72%	34%
Lane MS	\$25,000	426	71%	41%
Ockley Green MS	\$20,000	500	69%	30%
Roseway Heights MS	\$20,000	614	62%	33%

## 2020-2021 PPS Parent Fund Awards

School / Program	2020-21 PPS PARENT FUND AWARDS	2020-21 Projected Enrollment (#)	2019-20 Historically Underserved	2019-20 Qualified for Free Meals by Direct Certification
<b>HIGH SCHOOLS</b>				
Alliance HS	\$30,000	275	71%	26%
Benson HS	\$45,000	1065	60%	19%
Franklin HS	\$45,000	1977	46%	18%
Jefferson HS	\$45,000	656	71%	28%
Madison HS	\$45,000	1097	65%	32%
Roosevelt HS	\$45,000	1301	75%	35%
<b>SPECIAL PROGRAMS</b>				
Community Transition Program	\$20,000	142	95%	15%
Pioneer School	\$20,000	107	98%	47%
<b>MULTIPLE PATHWAYS TO GRADUATION</b>				
DART Programs	\$12,500	119	57%	87%
Kairos PDX Charter School	\$12,500	219	79%	27%
Many Nations Academy (NAYA)	\$12,500	62	96%	56%
Mt Scott Learning Center	\$12,500	143	76%	41%
PCC (GED & HS Diploma)	\$12,500	412	55%	17%
Rosemary Anderson	\$12,500	313	89%	52%
<b>TOTAL AWARDS</b>	<b>\$1,255,000</b>			

### CRITERIA FOR 2020-21 PPS PARENT FUND AWARDS

To be eligible for a PPS Parent Fund Award, a school or program must have:

1. At least 40% students identified as Historically Underserved
2. At least 15% students eligible for free meals by direct certification

Award amounts are tiered based on the type of school, and on the percentage and number of historically underserved students, as follows:

#### K-5, K-8, Middle Schools:

40-49% Historically Underserved Students	\$15,000
50-69% Historically Underserved Students	\$20,000
70-79% Historically Underserved Students	\$25,000
80-100% Historically Underserved Students	\$30,000

#### High Schools

#### Alternative High School

#### Special Programs

#### Multiple Pathways to Graduation (serving ≥ 50 students)

\$45,000
\$30,000
\$20,000
\$12,500

*Historically Underserved* includes the following students: Special Education, Limited English Proficiency, eligible for free meals, and students with any of the following races, ethnicities or ancestry: Black, Latino/Hispanic, Native American, Pacific Islander. The data source for *Historically Underserved* and *Free Meals by Direct Certification* is the publicly available document, "Portland Public Schools October 1, 2019 Enrollment of Underserved Groups."

## 2021-22 PPS PARENT FUND AWARDS

#	SCHOOL/PROGRAM	Award Amount (2021-22)	% Qualified for Free Meals (2020-21)	% Historically Underserved (2020-21)	Enrollment – # of Students (2021-22)
<b>ELEMENTARY SCHOOLS</b>					
1	Arleta ES	\$16,000	28%	51%	343
2	Atkinson ES	\$16,000	17%	50%	396
3	Beach ES	\$16,000	24%	54%	410
4	Boise-Eliot/Humboldt ES	\$16,000	55%	85%	362
5	Bridger ES	\$16,000	24%	64%	378
6	Buckman ES	\$16,000	21%	46%	448
7	Chapman ES	\$16,000	27%	51%	437
8	Chief Joseph ES	\$16,000	19%	42%	317
9	Dr. Martin Luther King, Jr. ES	\$16,000	45%	71%	346
10	Grout ES	\$16,000	32%	55%	363
11	Hayhurst ES	\$16,000	20%	40%	396
12	Irvington ES	\$16,000	20%	45%	315
13	James John ES	\$16,000	36%	68%	347
14	Jason Lee ES	\$16,000	40%	74%	266
15	Kelly ES	\$16,000	46%	84%	457
16	Lent ES	\$16,000	46%	84%	301
17	Lewis ES	\$16,000	15%	36%	401
18	Markham ES	\$16,000	31%	56%	428
19	Marysville ES	\$16,000	45%	70%	271
20	Peninsula ES	\$16,000	27%	65%	276
21	Rigler ES	\$16,000	46%	85%	276
22	Rosa Parks ES	\$16,000	65%	96%	276
23	Rose City Park ES	\$16,000	17%	47%	566
24	Sabin ES	\$16,000	18%	42%	368
25	Scott ES	\$16,000	47%	74%	477
26	Sitton ES	\$16,000	49%	83%	357
27	Vestal ES	\$16,000	44%	70%	236
28	Whitman ES	\$16,000	45%	73%	210
29	Woodlawn PK-5	\$16,000	36%	74%	332
30	Woodmere ES	\$16,000	50%	77%	268

To be eligible for a grant a school or program must enroll **1) at least 40% students identified as historically underserved<sup>1</sup> and 2) at least 15% students eligible for free meals by direct certification.<sup>2</sup>**

<sup>1</sup> Historically Underserved includes the following: Students eligible for Special Education, Students with Limited English Proficiency, Students eligible to receive free meals by Direct Certification, Students with any of the following races, ethnicities, or ancestry: Black, Latino/Hispanic, Native American, Pacific Islander.

<sup>2</sup> The data source utilized is the publicly available document [October 1, 2020 Enrollment of Underserved Groups](#).

#	SCHOOL/PROGRAM	Award Amount (2021-22)	% Qualified for Free Meals (2020-21)	% Historically Underserved (2020-21)	Enrollment – # of Students (2021-22)
<b>K-8 SCHOOLS</b>					
1	Astor K-8	\$20,000	21%	51%	401
2	César Chávez K-8	\$20,000	47%	85%	543
3	Creative Science	\$20,000	14%	41%	453
4	Faubion PK-8	\$20,000	44%	83%	721
5	Harrison Park K-8	\$20,000	44%	79%	649
6	Sunnyside K-8	\$20,000	17%	45%	522
7	Vernon K-8	\$20,000	25%	49%	611
<b>MIDDLE SCHOOLS</b>					
1	Beaumont MS	\$20,000	19%	48%	528
2	da Vinci MS	\$20,000	15%	45%	452
3	George MS	\$20,000	56%	89%	435
4	Harriet Tubman MS	\$20,000	35%	70%	437
5	Hosford MS	\$20,000	20%	41%	681
6	Jackson MS	\$20,000	15%	39%	830
7	Kellogg MS	\$20,000	36%	69%	755
8	Lane MS	\$20,000	44%	73%	406
9	Ockley Green MS	\$20,000	30%	68%	498
10	Roseway Heights MS	\$20,000	36%	64%	627
<b>HIGH SCHOOLS</b>					
1	Alliance HS	\$30,000	35%	75%	275
2	Benson HS	\$30,000	23%	63%	975
3	Franklin HS	\$30,000	22%	48%	2060
4	Jefferson HS	\$30,000	35%	75%	612
5	Madison HS	\$30,000	33%	65%	1280
6	Roosevelt HS	\$30,000	35%	75%	1366
<b>PROGRAMS</b>					
1	Community Transition (CTP)	\$20,000	14%	99%	173
2	Pioneer School	\$20,000	52%	99%	108
<b>MULTIPLE PATHWAYS TO GRADUATION</b>					
1	DART Programs	\$10,000	61%	85%	101
2	Kairos PDX Charter School	\$10,000	29%	73%	222
3	NAYA - Many Nations Academy	\$10,000	53%	92%	53
4	Mt Scott Learning Center	\$10,000	45%	40%	148
5	PCC - GED/HS Diploma	\$10,000	21%	40%	364
6	POIC + Rosemary Anderson	\$10,000	52%	80%	290
<b>TOTAL</b>		<b>\$1,100,000</b>			

## 2022-23 PPS Parent Fund Awards

#	School/Program	Award Amount (2022-23)	% Qualified for Free Meals (2022-23)	% Historically Underserved (2022-23)	Projected Enrollment (2022-23)
<b>ELEMENTARY SCHOOLS</b>					
1	Arleta ES	\$10,000	28%	53%	276
2	Beach ES	\$10,000	22%	51%	345
3	Boise-Eliot/Humboldt ES	\$10,000	55%	83%	325
4	Bridger ES	\$10,000	27%	63%	335
5	Buckman ES	\$10,000	19%	46%	401
6	Chapman ES	\$10,000	33%	54%	351
7	Chief Joseph ES	\$10,000	17%	40%	271
8	Creston ES	\$10,000	26%	48%	254
9	Dr. Martin Luther King, Jr. ES	\$10,000	44%	69%	288
10	Grout ES	\$10,000	33%	54%	331
11	Irvington ES	\$10,000	16%	45%	242
12	James John ES	\$10,000	38%	71%	338
13	Jason Lee ES	\$10,000	33%	72%	232
14	Kelly ES	\$10,000	45%	88%	361
15	Lent ES	\$10,000	50%	82%	275
16	Markham ES	\$10,000	28%	54%	431
17	Marysville ES	\$10,000	49%	69%	259
18	Peninsula ES	\$10,000	26%	63%	218
19	Rigler ES	\$10,000	40%	79%	234
20	Rosa Parks ES	\$10,000	71%	98%	205
21	Rose City Park ES	\$10,000	16%	48%	470
22	Scott ES	\$10,000	48%	72%	435
23	Sitton ES	\$10,000	53%	83%	318
24	Vestal ES	\$10,000	44%	69%	208
25	Whitman ES	\$10,000	41%	75%	154
26	Woodlawn PK-5	\$10,000	31%	72%	289
27	Woodmere ES	\$10,000	45%	74%	238
<b>K-8 SCHOOLS</b>					
1	Astor K-8	\$12,000	20%	49%	375
2	César Chávez K-8	\$12,000	45%	87%	459
4	Faubion PK-8	\$12,000	44%	80%	631
5	Harrison Park K-8	\$12,000	47%	81%	505
7	Vernon K-8	\$12,000	23%	49%	525
<b>MIDDLE SCHOOLS</b>					
1	Beaumont MS	\$12,000	19%	46%	428
2	da Vinci MS	\$12,000	15%	45%	448

#	School/Program	Award Amount (2022-23)	% Qualified for Free Meals (2022-23)	% Historically Underserved (2022-23)	Projected Enrollment (2022-23)
3	George MS	\$12,000	54%	85%	373
4	Harriet Tubman MS	\$12,000	34%	64%	374
5	Kellogg MS	\$12,000	31%	65%	657
6	Lane MS	\$12,000	42%	73%	339
7	Ockley Green MS	\$12,000	30%	67%	470
8	Roseway Heights MS	\$12,000	33%	58%	584
<b>HIGH SCHOOLS</b>					
1	Alliance HS	\$15,000	34%	67%	275
2	Benson HS	\$15,000	23%	64%	944
3	Franklin HS	\$15,000	21%	48%	2015
4	Jefferson HS	\$15,000	39%	79%	607
5	McDaniel HS	\$15,000	29%	64%	1377
6	Roosevelt HS	\$15,000	34%	73%	1448
<b>PROGRAMS</b>					
1	Community Transition Program	\$10,000	14%	99%	173
2	Pioneer Special School Program	\$10,000	52%	99%	108
<b>MULTIPLE PATHWAYS TO GRADUATION</b>					
1	DART Programs (Day and Residential Treatment Schools)	\$5,000	61%	85%	101
2	Kairos PDX Charter School	\$5,000	24%	73%	222
3	Many Nations Academy (NAYA)	\$5,000	53%	92%	53
4	Mt Scott Learning Center	\$5,000	45%	40%	148
5	Rosemary Anderson	\$5,000	52%	80%	290
6	Arthur Academy Charter School	\$5,000	23%	49%	156
<b>GRAND TOTAL</b>		<b>\$566,000</b>			

To receive a grant a school or program must enroll 1) at least 40% students identified as historically underserved

- Historically Underserved includes the following: Students eligible for Special Education, Students with Limited English Proficiency, Students eligible to receive free meals by Direct Certification, Students with any of the following races, ethnicities, or ancestry: Black, Latino/Hispanic, Native American, Pacific Islander.

and 2) at least 15% students eligible for free meals by direct certification. Using just two data points enables us to identify the schools with the greatest need for an award and provide clear transparency.

- [The data source utilized is the publicly available document October 2021 Enrollment of Underserved Groups](#)

Dept	School/Program	Dept	2022-23 PPS PARENT FUND AWARD	CARRYOVER from FY 2021-22
1136	Astor	1136	\$ 12,000.00	\$ (816.00)
1140	Beach	1140	\$ 10,000.00	\$ (1,916.00)
1141	Boise-Eliot	1141	\$ 10,000.00	\$ 36,670.00
1143	Buckman	1143	\$ 10,000.00	\$ (2,554.00)
1146	Chapman	1146	\$ 10,000.00	\$ 5,716.00
1148	Chief Joseph	1148	\$ 10,000.00	\$ 19,186.00
1149	Creative Science School	1149	\$ -	\$ 20,144.00
1150	César Chávez	1150	\$ 12,000.00	\$ 32,998.00
1160	Hayhurst	1160	\$ -	\$ 16,000.00
1166	James John	1166	\$ 10,000.00	\$ 37,870.00
1170	Markham	1170	\$ 10,000.00	\$ 18,069.00
1175	Rosa Parks	1175	\$ 10,000.00	\$ 47,382.00
1178	Ockley Green	1178	\$ 12,000.00	\$ 30,650.00
1180	Peninsula	1180	\$ 10,000.00	\$ 4,131.00
1184	Sitton	1184	\$ 10,000.00	\$ 37,584.00
1232	Arleta	1232	\$ 10,000.00	\$ 40,233.00
1234	Atkinson	1234	\$ -	\$ 15,804.00
1238	Bridger	1238	\$ 10,000.00	\$ (240.00)
1240	Harrison Park	1240	\$ 12,000.00	\$ 20,170.00
1243	Creston	1243	\$ 10,000.00	\$ (174.00)
1248	Faubion	1248	\$ 12,000.00	\$ 29,445.00
1255	Grout	1255	\$ 10,000.00	\$ 40,106.00
1258	Kelly	1258	\$ 10,000.00	\$ 15,355.00
1259	Irvington	1259	\$ 10,000.00	\$ 31,000.00
1262	Martin Luther King Jr	1262	\$ 10,000.00	\$ 26,449.00
1264	Lee	1264	\$ 10,000.00	\$ 23,593.00
1266	Lent	1266	\$ 10,000.00	\$ 24,728.00
1267	Lewis	1267	\$ -	\$ 16,383.00
1268	Marysville	1268	\$ 10,000.00	\$ 5,233.00
1276	Rigler	1276	\$ 10,000.00	\$ 36,874.00
1277	Rose City Park	1277	\$ 10,000.00	\$ 29,693.00
1279	Sabin	1279	\$ -	\$ 7,722.00
1282	Scott	1282	\$ 10,000.00	\$ 23,523.00
1284	Vernon	1284	\$ 12,000.00	\$ 19,345.00
1286	Vestal	1286	\$ 10,000.00	\$ 15,048.00
1290	Whitman	1290	\$ 10,000.00	\$ 6,006.00
1294	Woodlawn	1294	\$ 10,000.00	\$ 29,783.00
1296	Woodmere	1296	\$ 10,000.00	\$ 16,988.00
2156	George	2156	\$ 12,000.00	\$ 23,821.00
2174	Jackson	2174	\$ -	\$ 20,702.00
2176	Mt Tabor	2176	\$ -	\$ 19,139.00

Dept	School/Program	Dept	2022-23 PPS PARENT FUND AWARD	CARRYOVER from FY 2021-22
2199	Tubman	2199	\$ 12,000.00	\$ 74,501.00
2235	Beaumont	2235	\$ 12,000.00	\$ 29,951.00
2254	Roseway Heights	2254	\$ 12,000.00	\$ 37,543.00
2257	Hosford	2257	\$ -	\$ 9,487.00
2261	Kellogg	2261	\$ 12,000.00	\$ 5,888.00
2263	Lane	2263	\$ 12,000.00	\$ 29,948.00
2301	da Vinci Arts	2301	\$ 12,000.00	\$ (2,019.00)
3115	Benson	3115	\$ 15,000.00	\$ 14,027.00
3118	Jefferson	3118	\$ 15,000.00	\$ 36,870.00
3124	Roosevelt	3124	\$ 15,000.00	\$ 44,674.00
3215	Franklin	3215	\$ 15,000.00	\$ 2,830.00
3218	Leodis V McDaniel	3218	\$ 15,000.00	\$ 7,652.00
4313	Alliance	4313	\$ 15,000.00	\$ 14,052.00
5617	SPED - Holladay Center	5617	\$ 10,000.00	\$ 36,198.00
5619	SPED - Comm Transition Pgm	5619	\$ 10,000.00	\$ 32,775.00
		<b>TOTALS</b>	<b>\$ 536,000.00</b>	<b>\$ 1,212,220.00</b>

PPS LSF Dollars Raised - FY18-22

	2017-18			2018-19			2019-20			2020-21			2021-22		
	Total	School Portion 10,000 + 2/3 Split	Equity Fund Contribution 1/3	Total	School Portion 10,000 + 2/3 Split	Equity Fund Contribution 1/3	Total	School Portion 10,000 + 2/3 Split	PPS Parent Fund Contribution 1/3	Total	School Portion 10,000 + 2/3 Split	PPS Parent Fund Contribution 1/3	Total	School Portion 10,000 + 2/3 Split	PPS Parent Fund Contribution 1/3
PPS Parent Fund contributions are apportioned at 33% after the first \$10,000 net revenue.															
<b>AFFILIATED LOCAL SCHOOL FOUNDATIONS (Active)</b>															
Abernethy ES	\$ 353,854	\$ 239,236	\$ 114,618	\$ 230,524	\$ 157,016	\$ 73,508	\$ 251,955	\$ 171,303	\$ 80,652	\$ 100,000	\$ 70,000	\$ 30,000	\$ 102,158	\$ 71,438	\$ 30,719
Access Academy	\$ 55,918	\$ 40,612	\$ 15,306	\$ 49,347	\$ 36,231	\$ 13,116	\$ 15,367	\$ 13,578	\$ 1,789	\$ 6,731	\$ 6,731	\$ -	\$ 39,483	\$ 29,655	\$ 9,828
Alameda ES	\$ 198,552	\$ 135,701	\$ 62,851	\$ 185,615	\$ 127,076	\$ 58,538	\$ 132,577	\$ 91,718	\$ 40,859	\$ 34,170	\$ 26,113	\$ 8,057	\$ 121,711	\$ 84,474	\$ 37,237
Atkinson ES	\$ 9,647	\$ 9,647	\$ -	\$ 4,957	\$ 4,957	\$ -	\$ 6,120	\$ 6,120	\$ -	\$ 4,828	\$ 4,828	\$ -	\$ 5,094	\$ 5,094	\$ -
Beach K-8	\$ 9,815	\$ 9,815	\$ -	\$ 14,735	\$ 13,157	\$ 1,578	\$ 9,829	\$ 9,829	\$ -	\$ 355	\$ 355	\$ -	\$ 971	\$ 971	\$ -
Beaumont MS	\$ 62,603	\$ 45,069	\$ 17,534	\$ 64,482	\$ 46,321	\$ 18,161	\$ 51,192	\$ 37,461	\$ 13,731	\$ 23,517	\$ 19,011	\$ 4,506	\$ 22,454	\$ 18,303	\$ 4,151
Beverly Cleary K-8	\$ 95,887	\$ 67,258	\$ 28,629	\$ 139,162	\$ 96,108	\$ 43,054	\$ 91,793	\$ 64,529	\$ 27,264	\$ 26,105	\$ 20,737	\$ 5,368	\$ 39,303	\$ 29,535	\$ 9,768
Buckman ES	\$ 100,468	\$ 70,312	\$ 30,156	\$ 93,996	\$ 65,997	\$ 27,999	\$ 76,482	\$ 54,322	\$ 22,161	\$ 77,678	\$ 55,119	\$ 22,559	\$ 77,177	\$ 54,784	\$ 22,392
Capitol Hill ES	\$ 8,676	\$ 8,676	\$ -	\$ 72,844	\$ 51,896	\$ 20,948	\$ 25,807	\$ 20,538	\$ 5,269	\$ 5,175	\$ 5,175	\$ -	\$ -	\$ -	\$ -
da Vinci Arts MS	\$ 72,921	\$ 51,947	\$ 20,974	\$ 73,294	\$ 52,196	\$ 21,098	\$ 66,828	\$ 47,885	\$ 18,943	\$ 30,170	\$ 23,447	\$ 6,723	\$ 54,984	\$ 39,990	\$ 14,995
Franklin HS	\$ 13,165	\$ 12,110	\$ 1,055	\$ 17,129	\$ 14,753	\$ 2,376	\$ 97,809	\$ 68,539	\$ 29,270	\$ 40	\$ 40	\$ -	\$ 120	\$ 120	\$ -
Glencoe ES	\$ 86,877	\$ 61,251	\$ 25,626	\$ 86,609	\$ 61,072	\$ 25,536	\$ 88,793	\$ 62,529	\$ 26,264	\$ 36,506	\$ 27,670	\$ 8,835	\$ 23,425	\$ 18,950	\$ 4,475
Grant HS	\$ 14,068	\$ 12,712	\$ 1,356	\$ 12,095	\$ 11,397	\$ 698	\$ 4,761	\$ 4,761	\$ -	\$ 4,876	\$ 4,876	\$ -	\$ 21,782	\$ 17,855	\$ 3,927
Gray MS	\$ 26,009	\$ 20,673	\$ 5,336	\$ 16,688	\$ 14,459	\$ 2,229	\$ 13,015	\$ 12,010	\$ 1,005	\$ 250	\$ 250	\$ -	\$ 17,702	\$ 15,135	\$ 2,567
Hosford MS	\$ 8,607	\$ 8,607	\$ -	\$ 4,385	\$ 4,385	\$ -	\$ 3,579	\$ 3,579	\$ -	\$ 2,492	\$ 2,492	\$ -	\$ 239	\$ 239	\$ -
Ida B. Wells-Barnett	\$ 119,113	\$ 82,742	\$ 36,371	\$ 76,913	\$ 54,609	\$ 22,304	\$ 60,674	\$ 43,783	\$ 16,891	\$ 23,324	\$ 18,883	\$ 4,441	\$ 55,485	\$ 40,323	\$ 15,162
Irvington K-8	\$ 33,646	\$ 25,764	\$ 7,882	\$ 71	\$ 71	\$ -	\$ 78,536	\$ 55,691	\$ 22,845	\$ 15,000	\$ 13,333	\$ 1,667	\$ 31,125	\$ 24,083	\$ 7,042
Laurelhurst K-8	\$ 176,463	\$ 120,975	\$ 55,488	\$ 194,689	\$ 133,126	\$ 61,563	\$ 166,416	\$ 114,278	\$ 52,139	\$ 140,420	\$ 96,947	\$ 43,473	\$ 193,701	\$ 132,468	\$ 61,234
Lewis ES	\$ -	\$ -	\$ -	\$ 32,741	\$ 25,161	\$ 7,580	\$ 29,423	\$ 22,949	\$ 6,474	\$ 3,734	\$ 3,734	\$ -	\$ 1,310	\$ 1,310	\$ -
Llewellyn ES	\$ 122,555	\$ 85,036	\$ 37,518	\$ 100,262	\$ 70,175	\$ 30,087	\$ 56,968	\$ 41,312	\$ 15,656	\$ 27,063	\$ 21,375	\$ 5,688	\$ 75,692	\$ 53,795	\$ 21,897
Maplewood ES	\$ 66,525	\$ 47,683	\$ 18,842	\$ 71,392	\$ 50,928	\$ 20,464	\$ 90,843	\$ 63,896	\$ 26,948	\$ 44,161	\$ 32,774	\$ 11,387	\$ 52,084	\$ 38,056	\$ 14,028
Markham							\$ 8,000	\$ 8,000	\$ -	\$ 60	\$ 60	\$ -	listed below	listed below	listed below
Metropolitan Learning Center	\$ 16,833	\$ 14,555	\$ 2,278	\$ 15,074	\$ 13,383	\$ 1,691	\$ 1,926	\$ 1,926	\$ -	\$ 998	\$ 998	\$ -	\$ 758	\$ 758	\$ -
Mt. Tabor MS	\$ 32,138	\$ 24,758	\$ 7,379	\$ 31,509	\$ 24,340	\$ 7,170	\$ 7,609	\$ 7,609	\$ -	\$ 1,640	\$ 1,640	\$ -	\$ 1,435	\$ 1,435	\$ -
Richmond PK-5	\$ 105,654	\$ 73,769	\$ 31,885	\$ 216,612	\$ 147,741	\$ 68,871	\$ 148,926	\$ 102,617	\$ 46,309	\$ 68,569	\$ 49,046	\$ 19,523	\$ 196,726	\$ 134,484	\$ 62,242
Rieke ES	\$ 129,847	\$ 89,898	\$ 39,949	\$ 122,595	\$ 85,063	\$ 37,532	\$ 77,708	\$ 55,139	\$ 22,569	\$ 46,364	\$ 34,243	\$ 12,121	\$ 125,787	\$ 87,192	\$ 38,596
Rose City Park ES				\$ 49,137	\$ 36,091	\$ 13,046	\$ 21,148	\$ 17,432	\$ 3,716	\$ -	\$ -	\$ -	\$ -	\$ -	\$ -
Roseway Heights K-8	\$ 24,384	\$ 19,589	\$ 4,795	\$ 241	\$ 241	\$ -	\$ 124	\$ 124	\$ -	\$ -	\$ -	\$ -	\$ -	\$ -	\$ -
Sabin PK-8	\$ 98,803	\$ 69,202	\$ 29,601	\$ 126,995	\$ 87,997	\$ 38,998	\$ 7,559	\$ 7,559	\$ -	\$ 96,881	\$ 67,921	\$ 28,960	\$ 46,119	\$ 34,080	\$ 12,040
Sellwood MS	\$ 47,787	\$ 35,191	\$ 12,596	\$ 40,467	\$ 32,311	\$ 8,156	\$ 43,440	\$ 32,293	\$ 11,147	\$ 49,787	\$ 36,525	\$ 13,262	\$ 101,400	\$ 70,933	\$ 30,467
Skyline K-8	\$ 65,248	\$ 46,832	\$ 18,416	\$ 114,100	\$ 79,400	\$ 34,700	\$ 69,101	\$ 49,401	\$ 19,700	\$ 36,606	\$ 27,737	\$ 8,869	\$ 49,455	\$ 36,303	\$ 13,152
Stephenson ES	\$ 111,381	\$ 77,588	\$ 33,794	\$ 96,852	\$ 67,901	\$ 28,951	\$ 73,833	\$ 52,556	\$ 21,278	\$ 710	\$ 710	\$ -	\$ 48,327	\$ 35,551	\$ 12,776
Sunnyside K-8	\$ 37,755	\$ 28,503	\$ 9,252	\$ 56,157	\$ 40,772	\$ 15,386	\$ 46,234	\$ 34,156	\$ 12,078	\$ 15,780	\$ 13,853	\$ 1,927	\$ 65,000	\$ 46,667	\$ 18,333
Vernon PK-8	\$ 48,347	\$ 35,565	\$ 12,782	\$ 270	\$ 270	\$ -	\$ 30,018	\$ 23,345	\$ 6,673	\$ 60,697	\$ 43,798	\$ 16,899	\$ 175	\$ 175	\$ -
Woodstock ES	\$ 3,038	\$ 3,038	\$ -	\$ 2,319	\$ 2,319	\$ -	\$ 25,078	\$ 20,052	\$ 5,026	\$ 115	\$ 115	\$ -	\$ 74	\$ 74	\$ -
<b>Total Affiliated - Active Foundations</b>	<b>\$ 2,356,584</b>	<b>\$ 1,674,317</b>	<b>\$ 682,266</b>	<b>\$ 2,414,256</b>	<b>\$ 1,708,918</b>	<b>\$ 705,338</b>	<b>\$ 1,979,473</b>	<b>\$ 1,422,818</b>	<b>\$ 556,655</b>	<b>\$ 984,800</b>	<b>\$ 730,534</b>	<b>\$ 254,266</b>	<b>\$ 1,571,256</b>	<b>\$ 1,124,229</b>	<b>\$ 447,027</b>
<b>INDEPENDENT FOUNDATIONS</b>															
Ainsworth ES	\$ 234,349	\$ 159,566	\$ 74,783	\$ 231,966	\$ 157,977	\$ 73,989	\$ 300,907	\$ 203,938	\$ 96,969	\$ 210,717	\$ 143,811	\$ 66,906	\$ 157,728	\$ 108,486	\$ 49,243
Bridlemile ES	\$ 131,169	\$ 90,780	\$ 40,390	\$ 185,916	\$ 126,691	\$ 59,225	\$ 181,960	\$ 124,640	\$ 57,320	\$ 210,745	\$ 143,830	\$ 66,915	\$ 213,738	\$ 145,825	\$ 67,913
Chapman ES	\$ 69,525	\$ 49,683	\$ 19,842	\$ 41,215	\$ 29,011	\$ 12,205	\$ 152,405	\$ 104,937	\$ 47,468	\$ 100	\$ 100	\$ -	\$ 56,287	\$ 40,858	\$ 15,429
Cleveland HS	\$ 178,558	\$ 122,372	\$ 56,186	\$ 178,421	\$ 122,281	\$ 56,140	\$ 182,357	\$ 124,905	\$ 57,453	\$ 15,623	\$ 13,749	\$ 1,874	\$ 97,344	\$ 68,230	\$ 29,115
Duniway ES	\$ 137,796	\$ 95,197	\$ 42,599	\$ 242,512	\$ 165,008	\$ 77,504	\$ 302,613	\$ 205,076	\$ 97,538	\$ 183,657	\$ 125,772	\$ 57,886	\$ 272,765	\$ 185,176	\$ 87,588
Forest Park ES	\$ 353,751	\$ 239,167	\$ 114,584	\$ 234,840	\$ 159,893	\$ 74,947	\$ 210,854	\$ 143,902	\$ 66,951	\$ 33,635	\$ 25,757	\$ 7,878	\$ 124,702	\$ 86,468	\$ 38,234
Lincoln HS	\$ 560,533	\$ 377,022	\$ 183,511	\$ 418,653	\$ 281,628	\$ 137,025	\$ 499,344	\$ 336,230	\$ 163,115	\$ 284,321	\$ 192,881	\$ 91,440	\$ 194,569	\$ 133,046	\$ 61,523
West Sylvan MS	\$ 196,612	\$ 134,408	\$ 62,204	\$ 54,445	\$ 39,630	\$ 14,815	\$ 103,099	\$ 72,066	\$ 31,033	\$ 96,583	\$ 67,722	\$ 28,861	\$ 38,670	\$ 29,113	\$ 9,557
<b>Total Independent Foundations</b>	<b>\$ 1,862,293</b>	<b>\$ 1,268,195</b>	<b>\$ 594,098</b>	<b>\$ 1,587,969</b>	<b>\$ 1,082,120</b>	<b>\$ 505,850</b>	<b>\$ 1,933,541</b>	<b>\$ 1,315,694</b>	<b>\$ 617,847</b>	<b>\$ 1,035,382</b>	<b>\$ 713,622</b>	<b>\$ 321,761</b>	<b>\$ 1,155,802</b>	<b>\$ 797,201</b>	<b>\$ 358,601</b>

PPS LSF Dollars Raised - FY18-22

	2017-18			2018-19			2019-20			2020-21			2021-22		
	Total	School Portion 10,000 + 2/3 Split	Equity Fund Contribution 1/3	Total	School Portion 10,000 + 2/3 Split	Equity Fund Contribution 1/3	Total	School Portion 10,000 + 2/3 Split	PPS Parent Fund Contribution 1/3	Total	School Portion 10,000 + 2/3 Split	PPS Parent Fund Contribution 1/3	Total	School Portion 10,000 + 2/3 Split	PPS Parent Fund Contribution 1/3
PPS Parent Fund contributions are apportioned at 33% after the first \$10,000 net revenue.															
<b>AFFILIATED LOCAL SCHOOL FOUNDATIONS (Nonactive)</b>															
Arleta School	\$ -	\$ -	\$ -	\$ -	\$ -	\$ -	\$ -	\$ -	\$ -	\$ -	\$ -	\$ -	\$ -	\$ -	\$ -
Astor K-8	\$ 221	\$ 221	\$ -	\$ 117	\$ 117	\$ -	\$ 514	\$ 514	\$ -	\$ -	\$ -	\$ -	\$ -	\$ -	\$ -
Benson HS	\$ 466	\$ 466	\$ -	\$ 807	\$ 807	\$ -	\$ 10	\$ 10	\$ -	\$ 650.00	\$ 650	\$ -	\$ 1,940	\$ 1,940	\$ -
Boise Eliot PK-8	\$ 256	\$ 256	\$ -	\$ 219	\$ 219	\$ -	\$ 80	\$ 80	\$ -	\$ 96.70	\$ 97	\$ -	\$ 144	\$ 144	\$ -
Bridger K-8	\$ 188	\$ 188	\$ -	\$ 150	\$ 150	\$ -	\$ 150	\$ 150	\$ -	\$ 200.00	\$ 200	\$ -	\$ 989	\$ 989	\$ -
Cesar Chavez School	\$ 170	\$ 170	\$ -	\$ 486	\$ 486	\$ -	\$ -	\$ -	\$ -	\$ -	\$ -	\$ -	\$ -	\$ -	\$ -
Chief Joseph	\$ 389	\$ 389	\$ -	\$ 424	\$ 424	\$ -	\$ -	\$ -	\$ -	\$ -	\$ -	\$ -	\$ -	\$ -	\$ -
Creative Science K-8	\$ 58	\$ 58	\$ -	\$ -	\$ -	\$ -	\$ -	\$ -	\$ -	\$ -	\$ -	\$ -	\$ -	\$ -	\$ -
Creston K-8	\$ -	\$ -	\$ -	\$ 1	\$ 1	\$ -	\$ -	\$ -	\$ -	\$ 240.06	\$ 240	\$ -	\$ 240	\$ 240	\$ -
Faubion PK-8	\$ 25	\$ 25	\$ -	\$ 98	\$ 98	\$ -	\$ 250	\$ 250	\$ -	\$ -	\$ -	\$ -	\$ -	\$ -	\$ -
George MS	\$ -	\$ -	\$ -	\$ -	\$ -	\$ -	\$ -	\$ -	\$ -	\$ -	\$ -	\$ -	\$ -	\$ -	\$ -
Grout ES	\$ 1,780	\$ 1,780	\$ -	\$ 2,325	\$ 2,325	\$ -	\$ 2,130	\$ 2,130	\$ -	\$ -	\$ -	\$ -	\$ -	\$ -	\$ -
Harriet Tubman MS	\$ -	\$ -	\$ -	\$ 1,000	\$ 1,000	\$ -	\$ 194	\$ 194	\$ -	\$ -	\$ -	\$ -	\$ 485	\$ 485	\$ -
Harrison Park K-8	\$ -	\$ -	\$ -	\$ 313	\$ 313	\$ -	\$ 311	\$ 311	\$ -	\$ -	\$ -	\$ -	\$ -	\$ -	\$ -
Hayhurst K-8	\$ 506	\$ 506	\$ -	\$ 35	\$ 35	\$ -	\$ 35	\$ 35	\$ -	\$ 743.70	\$ 744	\$ -	\$ 25,936	\$ 20,624	\$ 5,312
Jackson MS	\$ 286	\$ 286	\$ -	\$ 1,031	\$ 1,031	\$ -	\$ 394	\$ 394	\$ -	\$ -	\$ -	\$ -	\$ -	\$ -	\$ -
James John ES	\$ 3,033	\$ 3,033	\$ -	\$ -	\$ -	\$ -	\$ -	\$ -	\$ -	\$ -	\$ -	\$ -	\$ -	\$ -	\$ -
Jason Lee School	\$ 1,093	\$ 1,093	\$ -	\$ 78	\$ 78	\$ -	\$ 78	\$ 78	\$ -	\$ -	\$ -	\$ -	\$ -	\$ -	\$ -
Jefferson HS	\$ 145	\$ 145	\$ -	\$ 63	\$ 63	\$ -	\$ -	\$ -	\$ -	\$ 524.70	\$ 525	\$ -	\$ 440	\$ 440	\$ -
Kelly ES	\$ -	\$ -	\$ -	\$ -	\$ -	\$ -	\$ -	\$ -	\$ -	\$ -	\$ -	\$ -	\$ -	\$ -	\$ -
King - Martin Luther King Jr. ES	\$ 25	\$ 25	\$ -	\$ 1,343	\$ 1,343	\$ -	\$ 897	\$ 897	\$ -	\$ -	\$ -	\$ -	\$ 616	\$ 616	\$ -
Lane MS	\$ 98	\$ 98	\$ -	\$ 340	\$ 340	\$ -	\$ -	\$ -	\$ -	\$ 105.00	\$ 105	\$ -	\$ 250	\$ 250	\$ -
Lent School	\$ 1,294	\$ 1,294	\$ -	\$ 709	\$ 709	\$ -	\$ 140	\$ 140	\$ -	\$ 142.52	\$ 143	\$ -	\$ 751	\$ 751	\$ -
McDaniel - Leodis V. McDaniel HS	\$ 2,594	\$ 2,594	\$ -	\$ 568	\$ 568	\$ -	\$ 254	\$ 254	\$ -	\$ 600.00	\$ 600	\$ -	\$ 143	\$ 143	\$ -
Markham ES	\$ -	\$ -	\$ -	\$ 488	\$ 488	\$ -	listed above	listed above	\$ -	listed above	listed above	\$ -	\$ 352	\$ 352	\$ -
Marysville School	\$ -	\$ -	\$ -	\$ -	\$ -	\$ -	\$ -	\$ -	\$ -	\$ -	\$ -	\$ -	\$ -	\$ -	\$ -
Ockley Green	\$ 50	\$ 50	\$ -	\$ 1,223	\$ 1,223	\$ -	\$ 973	\$ 973	\$ -	\$ 969.70	\$ 970	\$ -	\$ 1,000	\$ 1,000	\$ -
Peninsula	\$ 228	\$ 228	\$ -	\$ 210	\$ 210	\$ -	\$ 75	\$ 75	\$ -	\$ -	\$ -	\$ -	\$ -	\$ -	\$ -
Rigler ES	\$ 328	\$ 328	\$ -	\$ 165	\$ 165	\$ -	\$ 10,000	\$ 10,000	\$ -	\$ 98.20	\$ 98	\$ -	\$ 97	\$ 97	\$ -
Roosevelt HS	\$ 146	\$ 146	\$ -	\$ 378	\$ 378	\$ -	\$ 682	\$ 682	\$ -	\$ 144.35	\$ 144	\$ -	\$ 344	\$ 344	\$ -
Rosa Parks	\$ 97	\$ 97	\$ -	\$ 213	\$ 213	\$ -	\$ 193	\$ 193	\$ -	\$ 419.42	\$ 419	\$ -	\$ 97	\$ 97	\$ -
Scott K-8	\$ 2,284	\$ 2,284	\$ -	\$ 1,377	\$ 1,377	\$ -	\$ 290	\$ 290	\$ -	\$ 191.50	\$ 192	\$ -	\$ -	\$ -	\$ -
Sitton ES	\$ -	\$ -	\$ -	\$ -	\$ -	\$ -	\$ -	\$ -	\$ -	\$ -	\$ -	\$ -	\$ 50	\$ 50	\$ -
Vestal K-8	\$ 1,952	\$ 1,952	\$ -	\$ 242	\$ 242	\$ -	\$ 100	\$ 100	\$ -	\$ -	\$ -	\$ -	\$ 250	\$ 250	\$ -
Whitman School	\$ -	\$ -	\$ -	\$ -	\$ -	\$ -	\$ -	\$ -	\$ -	\$ -	\$ -	\$ -	\$ -	\$ -	\$ -
Winterhaven K-8	\$ 398	\$ 398	\$ -	\$ 65	\$ 65	\$ -	\$ 100	\$ 100	\$ -	\$ -	\$ -	\$ -	\$ 50	\$ 50	\$ -
Woodlawn PK-8	\$ 215	\$ 215	\$ -	\$ 283	\$ 283	\$ -	\$ 315	\$ 315	\$ -	\$ 600.00	\$ 600	\$ -	\$ 670	\$ 670	\$ -
Woodmere ES	\$ -	\$ -	\$ -	\$ -	\$ -	\$ -	\$ -	\$ -	\$ -	\$ -	\$ -	\$ -	\$ -	\$ -	\$ -
<b>Total Affiliated - Nonactive Foundations</b>	<b>\$ 18,326</b>	<b>\$ 18,326</b>	<b>\$ -</b>	<b>\$ 14,748</b>	<b>\$ 14,748</b>	<b>\$ -</b>	<b>\$ 18,164</b>	<b>\$ 18,164</b>	<b>\$ -</b>	<b>\$ 5,726</b>	<b>\$ 5,726</b>	<b>\$ -</b>	<b>\$ 34,842</b>	<b>\$ 29,530</b>	<b>\$ 5,312</b>
<b>TOTAL</b>	<b>\$ 4,237,203</b>	<b>\$ 2,960,839</b>	<b>\$ 1,276,364</b>	<b>\$ 4,016,974</b>	<b>\$ 2,805,786</b>	<b>\$ 1,211,188</b>	<b>\$ 3,931,178</b>	<b>\$ 2,756,676</b>	<b>\$ 1,174,502</b>	<b>\$ 2,025,908</b>	<b>\$ 1,449,882</b>	<b>\$ 576,027</b>	<b>\$ 2,761,900</b>	<b>\$ 1,950,960</b>	<b>\$ 810,939</b>

**Date:** June 17, 2022

**To:** PPS Board of Education

**Subject:** **School-Based Fundraising in Portland Public Schools  
Report from Targeted Community Engagement & Administrator Survey**

---

Community members proposed changes to the district’s fundraising policies and practices, and the Board of Education Policy Committee has undertaken a review of school-based fundraising. The Strategic Partnerships Department, with support from Community Engagement, and a Policy Committee representative, hosted targeted community engagement sessions to hear from communities who, up to this point, have had less of a voice on this issue.

- **Student Engagement, District Student Council, 5/31/2022**
- **Targeted Parent Leader Engagement: Roundtable Discussions of School-Based Fundraising with primarily Roosevelt (6/13/2022) and McDaniel (6/16/2022) Feeder Schools**
  - School administrators and a board member selected 1-2 parent leaders from their school communities. We invited approximately 20 people to each meeting and 10-12 planned to attend. Four parents attended the meeting at Roosevelt and 13 attended the meeting at McDaniel.
  - Staff developed the following website to help provide background information to participants: [sites.google.com/pps.net/ppsschool-basedfundraisinginfo](https://sites.google.com/pps.net/ppsschool-basedfundraisinginfo), along with the slide presentation shared with the Policy Committee.
- **Administrator Survey** School administrators were encouraged to complete a survey. Providing their name was optional (questions and response highlights on pages 3-4).

### **Introduction**

Nonprofit organizations, parent groups, and individuals make important contributions to support PPS students and school communities. Parent groups include local school foundations, independent nonprofit organizations, PTAs, PTSAs and PTOs. One element of that support is fundraising to contribute to a school or program budget.

### **Direct Quotes**

*“This isn’t working. It’s inequitable. It’s never going to feel good.” (Parent)*

*“My kid is your kid and your kid is my kid. These are all our kids.” (Parent)*

*“We are all PPS, do we need to think about it as our school, or as a district?” (Parent)*

*“It is so incredibly confusing. Transparency from district, this is a shared value.” (Parent)*

*“Thankful for the 1/3 Parent Grant, but still not equitable”*

### **Theme: Collective Impact Model**

**There is a strong interest in shifting to a district-wide fundraising effort through The Fund for PPS and decreasing school-based fundraising, particularly for staffing and other essential services that should be provided through publicly-funded education.** As long as we continue to encourage or allow Parent Groups to fundraise large sums to solely benefit their own school we will continue to see the divisive nature of fundraising in PPS. Instead of school-based

fundraising the district should foster and facilitate a spirit of community and shared purpose through which the generosity of all involved in fundraising activities (e.g. citywide pizza night fundraisers, etc.) create a collective impact to better serve PPS students and schools regardless of any one community's ability to raise private resources. Most agreed that the District has a responsibility to advance equity and help maintain stable funding.

- The majority of parent participants expressed a desire to end the practice of allowing school foundations to pay for staff positions.
- A handful of participants expressed that if the district continues to allow school foundations to pay for staffing then the percentage shared with other schools should increase to 50%.
  - After the first \$10,000, a minimum of 50% of the Staffing Funds shall be deposited into a fund that is redistributed to schools that enroll a higher number of underserved students.
  - Consider changing the formula for the distribution of the shared funds to benefit more schools, such as an amount per student eligible for free or reduced meals.
- Concerns were expressed that even though PPS might provide additional staff to school communities with greater needs they couldn't fill the positions, perhaps because schools with fewer students with need had positions that were better supported and less challenging.
- There was more of a mixed perspective about requiring a district contribution from parent groups with less fundraising capacity for capital projects, such as replacing playground equipment, as these were long-term, benefit-the-whole-school projects.
- There was also discussion that it wasn't just the total amount of money raised that created inequities but having the people and the infrastructure to fundraise and hold events. Some parent groups have access to large dollar donors, grantwriters, event planners, etc. in their individual school communities. Also, the wealth within a school community means some parent groups can have parents write big checks and others are collecting cans for recycling, staffing concession stands, etc. to earn much smaller amounts.

### **Theme: Community Building**

**Many participants expressed gratitude for the opportunity to provide input and speak with their peers about these issues, and expressed a desire for additional opportunities for community building between schools.** Parents hope there will be more opportunities to come together to learn from each other, build community, and collaborate either within their cohort, district-wide or both. The current system is perceived to create "silos" and "hoarding" at a school-level and a desire to be more "one district community". Many of the schools represented have a small number of parents actively involved with their parent group or school-based organization, which makes the work challenging. Oftentimes, they do not want to be fundraising because they do not want to ask their parents to give from their limited incomes, and often what they do fundraise goes to basic needs. The disconnect between fundraising to provide families with food, coats or other basic needs, versus other schools fundraising for staff and "fun things" such as field trips, travel and other extras creates animosity. Some wondered whether people truly were not aware of the differences, but they also did not feel comfortable with "poverty parades" or being viewed as or treated as a "charity case" to schools with more financial resources. There was a suggestion that schools with significant fundraising participate in a listening session with PTOs, PTAs that fundraise small, but important funds, for essential items so that they can better understand the difference in resources, parent time available (e.g. PTAs with two active members, \$10 annual PTA dues are too much in some communities) and how that impacts the student experience.

Some parents shared that the cost of their parent group events held to raise money were intentionally set so that they would be accessible to all in their community versus to maximize the amount of money raised.

Support for providing teachers with funds to purchase classroom supplies was fairly universal, although the differences in amounts available was of concern and questions about PPS guidance on this.

### **Theme: Increased transparency**

**Increase transparency regarding all parent groups that fundraise including how much money they raise and how they spend the dollars to benefit their schools.** Information is difficult to find on pps.net. Collect and make information available to the public because public education should not have hidden dollars flowing to schools without transparency. The lack of an easily accessible, centralized source of information on all fundraising groups leads to confusion, misinformation, and rumors. Some parents suggested:

- Nonprofit and other groups that fundraise for PPS schools/programs should provide information about the amount of money they raise and how it is spent.
- PPS should track and make publicly available the amount of money invested by Parent Groups for:
  - Staff positions
  - Contracted services
  - Playground and facility improvements
  - Plus, to the extent possible: Field Trips, academic and co-curricular travel, Materials and Supplies, and Other Purchases

Parents had questions about the discretionary funds that school administrators had available to them from the school district and how those are utilized to support students and how it intersects with parent group fundraising.

### **Administrator Survey**

#### **1. What challenges and successes have you observed in the current structure of school-based fundraising (e.g., foundations, PTAs, other independent parent groups)?**

##### Challenges

- I have seen many inequities in the amount of money raised by schools in different neighborhoods and the ways they are able to spend that money. Allowing foundations to raise money for staff is the greatest inequity.
- Very inconsistent and schools that are not Title/CSI/TSI have a bare bones crew of staff. It would be nice to have enough staff to run the building safely and we should not have to fundraise to get basic staffing.
- PPS needs to staff ALL buildings - not with necessarily the same level of support, but at appropriately proportional levels.
- It is a challenge that schools are relying on families to maintain current/adequate staff - it is a burden on the community.
- Fundraising capabilities are very school specific. The fundraising activities take up a significant amount of family volunteering time and effort, which limits family participation in other social activities or engagement in other sociopolitical change movements. Site specific fundraising activities promote a “me” (my school, my class, my student) vs. a “we” (our district, our city) mentality.
- Schools “in the middle” (socioeconomically mixed) don’t receive support from PPS through SUN programming, Parent Fund grants, and other key supplemental funding

and activities sources, but their parent communities are also not wealthy enough to provide significant funding for after-school activities and supplemental student supports. This is inequitable to students at these schools.

#### Successes

- Our PTA has been able to raise funds to help with our SUN programming and Equity work. The school program has been improved by this fundraising.
- Our PTA helps to fundraise for student activities such as field trips and school supplies for all students, yearbooks for all students, etc. We do not fundraise for staff positions.
- We partner very well with our PTA, Foundation, and Booster Club. Also, I feel that our clubs and athletic teams do a great job communicating with staff on their fundraising efforts.
- Foundation fundraising enables us to provide more support to our students than what we receive from PPS general funds. We do not receive any additional FTE beyond classroom teachers for instructional interventionists; however, we have students who need additional support in reading and math. Without Foundation fundraising, we would not have the opportunity to hire Educational Assistants in our K-1 classrooms, or academic interventionists.

#### **2. How can PPS progress toward greater connection and innovative collective impact in school-based fundraising?**

- Maybe fundraising should be regional, or more sharing for equity. Maybe there should be district-wide fundraising events that share funds on an equity-based formula.
- It could all be done as PPS community fundraising - speaking of Foundations, where it all goes into a Community Fund and distributed equally. I also think we should not allow schools to create their own "Foundation" where they don't need to give any to others. And, currently I am in a school with a Foundation and still strongly believe this.
- All children are "ours" and we must stop having schools act like charities in order to serve them equitably. When public schools become mini private schools because the families are paying for staff, computers, security systems, playground equipment, etc., it undermines the very idea of public schooling.
- Limit school-based fundraising, to smaller immediate use activities, under \$10,000 for equipment, school based activities, t-shirts etc. Have larger fundraising initiatives be district wide to support big ticket items - all schools get playground updates, all schools should have an intervention teacher, mental health provider, etc.
- Provide avenues for families and schools to have more insight into independent parent groups' use/spending of donated funds.

#### **3. In an ideal state, what would responsible fundraising look like?**

- Fundraising that is focused on all students.
- Either having a district foundation that is managed centrally or do not allow foundations to exist or fund staff.
- I understand the concern about foundations, but they should not be broken up as many schools benefit from the contributions that these foundations provide. Instead, increase the amount they contribute... maybe 50%?
- I believe increasing the percentage of Foundation funding allocated to the Parent Fund to 50% is more equitable. However, I do not believe we should be limited in the amount of FTE we can fundraise for. If we are limited in our Foundation FTE we will not raise as much for the Parent Fund, which will decrease the money for our students in need.

- In an ideal state, there would be no need for private fundraising and all schools would be funded for amazing student learning experiences, including overnight travel, robust arts experiences and properly equipped classrooms, labs, auditoriums, and other spaces.
- Well, we would have ideal funding from the federal and state governments for an abundance of certified educators, so fundraising would be totally supplementary and be distributed between all schools evenly.
- Working with the legislature to adequately fund schools, then fundraising could be for innovative endeavors that enhance student’s experience.

**4. What policies or structures could be put in place to bring us closer to the ideal state?**

- Funding and staffing schools so that parents do not feel the need to supplement school staffing allocations.
- Limits on what can and can’t be purchased with fundraising. Explicit connections between activities paid for with private funds and the graduate portrait or learning outcomes. Higher baseline of services and programming across all schools. Programs like Oregon Trail Overnight included in all school budgets and required like Outdoor School (or abandoned entirely).
- Streamlining/aligning purchasing of regular and more desirable school supplies.
- Work with PAT/OEA to advocate with the state legislature and make parents aware of funding structures so that they can become partners in advocacy.
- More action taken at the state level to require minimum funding levels that match student needs.
- Talk with principals and examine unintended consequences before moving on any fundraising decisions. White supremacy will always find a way to use the system to maintain power.

**Addendum:** Below is a list of schools represented at the Roundtable Discussions. Many of the parent leaders serve on their schools PTA, PTO, Booster, Site Council and other volunteer positions.

Cesar Chavez K-8
Dr. MLK Jr ES
James John ES
Jason Lee ES
Jefferson HS
McDaniel HS
Rigler ES
Roosevelt HS
Rose City Park ES
Scott K-8
Vernon K-8

**Date:** November 10, 2022

**To:** PPS Board of Education

**Subject:** **Dr. Martin Luther King Jr PTA: Learnings from a Black-led organization with longevity and impact in their school**

---

**Meeting Notes: November 9, 2022, 2-3pm**

**Interviewees:** Tiffany Robinson (PTA President), Tyler Brown (PTA Vice President), Rosy Boyer (PTA Treasurer), Felicia Bennett (PTA Member), Doris Turner (PTA Member). Tiffany and Tyler are the executive leadership of the PTA and are both Black. Rosy is the Treasurer and White. Felicia and Doris are newer to the school and PTA but getting more involved and both are Black. All of them have children enrolled at Dr. MLK Jr School.

**Interviewers:** Robyn Faraone (Director of Strategic Partnerships), Nailah Roque (School Partnerships Manager) Robyn is White and Nailah is Black.

**Purpose of Meeting & Background information (Robyn)**

The PPS Board Policy Committee has been discussing school-based fundraising since last school year. There is a lot of focus on whether PPS should continue to allow fundraising for FTE, but some are also concerned about the inequities of school-based fundraising in general created based on varying levels of fundraising in PPS schools. I know that this is a topic you are well aware of, as I have heard Tiffany's testimony to the Board regarding the inequities in fundraising. Therefore, I'm not going to spend a lot of time reviewing the materials that we shared in the meeting invite because we are here mostly to listen to you.

Materials Shared Ahead of Meeting:

[School-Based Fundraising Presentation](#)

[PPS School-Based Fundraising Information](#) - Google site created to explain all school-based fundraising

**Major Themes from our interview**

- School community as a family- supporting students' education and sense of community
- We cap fundraising at \$50,000 because community is more important than the money
- Other schools should cap fundraising or share funds above a certain amount with other schools that struggle to raise money

*"Fundraising is one thing but us being out in front of the kids and them seeing us adds way more than any monetary value that we can add. And so with that we redirect them to volunteer and join what we have so that they can be a part of their kids' education from the beginning of it because when you put the value on education, the child will follow."* Tyler Brown

*"The biggest thing we stand for as a group is family. People feel it when they walk into our school. And new families feel it, they say it's a different feeling when we come into this school, when you walk into the office and walk in the halls- you feel the love and that means more than any dollar amount."* Tiffany Robinson

## **Fundraising**

*We have a need, we put it out to families, and then they distribute it fairly amongst programs. They cap their fundraising at \$50,000, and usually aim for \$40,000. The reason why we cap it is based on how we want to focus our energy as a PTA- focusing our energy on community as opposed to money. This is also out of concern for equity for other schools and not wanting to take more resources than we need to serve our community. We spend time explaining this to new parents when they ask why there is a cap. We explain that we value everyone being part of this amazing community over the idea of just trying to raise as much money as possible.*

*Types of fundraisers we do:*

- *Jog-a-thon in Fall*
- *Partner with local restaurants and get a percentage*
- *Business sponsorship requests \$250-500*
- *Direct donations*
- *Bottle Drop, Amazon Smile, Fred Meyer Rewards*

*Work closely with school staff to prioritize where funds go. Here are some examples of how we use the funds we raise:*

- *Do a coat drive and 150 shoes next week*
- *Teacher grants for classrooms*
- *Community gatherings where they buy food and eat a meal together in community after school. It builds connections between students, families and*
- *Support SUN programs, specifically Black-centered programs like the drill team and princess club*
- *Families who want to do more are encouraged to donate to SUN*
- *Started a "Family Stabilization Fund." It has been the best thing that we added during covid for our families. Have assisted families with rent and emergency assistance, and have been able to help 50 families.*

*"Our PTA goes above and beyond- to fill the gap between what we're supposed to do and what we're tasked to do. Tiffany and Rosy are tremendous leaders and just want that recorded in the record as well."*  
Tyler Brown

## **Their recommendation for District Policies related to Fundraising**

*If PPS could do something different with fundraising. We think there should be a cap on the funds that schools raise. And any amount over that cap should go to other schools that can't fundraise that much. There should not be such a wide gap in funds that we're allowed to raise. We're all PPS and we should be in this together. There shouldn't be such a wide gap in fundraising between PPS schools.*



**TO:** Independent Local School Foundations  
**FROM:** Nolberto Delgadillo, Chief Financial Officer  
**DATE:** April 25, 2022  
**SUBJECT:** Invoice Timeline Changes for Independent School-based Foundation Fundraising Groups

---

*This is a message for all independent foundations that operate within Portland Public Schools as a reminder of upcoming changes to the timing of payments.*

Dear PPS Independent Local School Foundations Board Leadership,

This letter serves as a reminder of upcoming changes for the 2022-2023 school year. Currently both affiliated and local independent school foundations operate within PPS schools as a fundraising resource for school communities. Historically, affiliated school foundations have paid for FTE positions prior to the school year while independent foundations have paid for FTE positions at the end of the school as a reimbursement to the district.

**As announced in Spring 2021, for the 2022-2023 school year, independent school foundations will need to pay for FTE at the beginning of the school year in which the funds will be spent. This timeline change puts independent school foundations on the same payment schedule as affiliated school foundations.**

This change will use the same methodology for all school foundations and move to the best practice of principals knowing the funding available to them at the start of the school year.

After 2021-22, The Fund for PPS will no longer provide invoices to independent school foundations. All school foundations will submit their donations to The Fund for PPS by June 30th. The Fund then deducts the 1/3 contribution to the PPS Parent Fund and then writes a lump sum check to PPS by July 31st. PPS Finance department deposits the remaining amount in the school's foundation grant account, enabling the principal to draw on funds for staffing or other services.

Aligning our processes for all school foundations, school foundation leaders will work with their principal to decide how much funding they will donate to The Fund for PPS for the staffing that they are supporting plus the PPS Parent Fund contribution for the upcoming school year. There are resources available at [fundforpps.org](http://fundforpps.org) to help with this, including [PPS Parent Fund Calculator](#) and [Comparison of School-based Foundations: Affiliated & Independent](#).

In summary, here is the timeline:

1. By 4/30/2022, The Fund for PPS will provide an invoice for the 2021-22 school year (current year), which will be due by 6/30/2022.
2. For the 2022-2023 school year, funds to support FTE, and its corresponding PPS Parent Fund contribution, will be due by 8/31/2022. We are giving independent foundations two extra months due to the shift in the timeline but next year's (2023-24) donation will be due by 6/30/2023. No invoices will be sent for FY 2022-23. Neither will commitment letters be required.



We understand this is a shift from the way independent school foundations have operated historically, but are also confident that your engagement with principals over the past year leading to this moment will allow for a smooth transition. For further background, please see the prior communications shared over the past 12 months regarding these timeline changes for independent school foundations:

- [Independent Foundation Invoice – April 2021](#) (Via The Fund for PPS)
- [Fund for PPS Newsletter – April 2021](#) (via The Fund for PPS)

Thank you for your support. Please work with your school principal to decide on a donation amount for the upcoming school year, 2022-23.



**PORTLAND PUBLIC SCHOOLS**  
**OFFICE OF PARTNERSHIPS AND ENGAGEMENT**  
501 North Dixon Street / Portland, OR 97227  
Telephone: (503) 916-3270 / Email: jgarcia@pps.net

**Date:** April 23, 2019

**To:** PPS Policy and Governance Special Committee:  
Julia Brim-Edwards, Chair; Amy Kohnstamm; Rita Moore; Mike Rosen

**CC:** Guadalupe Guerrero, Superintendent; Stephanie Soden, Executive Chief of Staff;  
Claire Hertz, Deputy Superintendent for Business and Operations; Liz Large,  
Interim General Counsel

**From:** Jonathan Garcia, Chief Engagement Officer

**Subject:** Board Policies Re: District Fundraising Efforts

---

**Background**

In 1994, the Portland Public Schools Board of Education adopted Board Policy 7.10.030-P “District Foundation,” making way for the creation of the Portland Public Schools Foundation (PPSF), an entity whose main focus was to raise philanthropic dollars on behalf of the school district. This included supporting and establishing the Local School Foundation (LSF) model, supporting and elevating the campaigns for new bond and levy revenues, and providing direct grants management support to PPS.

That same year, the Board of Education also adopted a set of principles to guide the operation of foundation activities. These Guiding Principles were later updated two times (in 1998 and 2007) and continue to guide how LSFs are to be managed.

As an auxiliary nonprofit organization of PPS, the PPSF continued to serve the sole interests of Portland Public Schools until 2008, when the organization expanded its services to seven school districts in the Greater-Portland area. In 2010, the organization rebranded itself to All Hands Raised (AHR), and the operational function of supporting and managing the LSFs became a division of their work. AHR continues to provide fiscal oversight and program management support for the PPSF, including support to LSFs and the stewardship of the PPS Parent Fund.

In an effort to coordinate fundraising efforts across PPS, Superintendent Guerrero and the Office of Strategic Partnerships and Community Engagement are (re)establishing a new fundraising vehicle—The Fund for Portland Public Schools—which will serve as the primary (not exclusive) vehicle for creating, coordinating and facilitating public, private, and philanthropic partnerships that foster opportunities and benefits for students of PPS. It will also be responsible for stewarding, augmenting and supporting local school foundation efforts in PPS.

### **Updates to Board Policies and Administrative Directives**

In keeping with the spirit of Board Policy 7.10.030-P "District Foundation," PPS staff interpret such policy to suggest that a nonprofit entity can be established and incorporated "for the purposes of accepting, holding and administering funds and gifts to the district for special and general purposes." This is the intent of The Fund for Portland Public Schools.

For over 25 years, Portland's parent, philanthropic and business communities stepped up in significant ways to support their local school communities through fundraising. During these 25 years, few substantive changes were made to policies, guiding principles and administrative procedures (1994, 1998, 2007) for the LSF fundraising efforts.

To ensure a smooth transition of the administrative management of the LSFs, we propose to transfer the managerial responsibilities by end of the current fiscal year. In the Fall of 2019, the Office of Strategic Partnerships and Community Engagement, in close partnership with the Board of Education's Policy and Governance Special Committee and The Fund for Portland Public Schools' Board of Directors, will create an engagement plan to involve parents and community members to examine and advise the LSF program and determine areas that need updating and potential improvements. The updated policies and corresponding administrative directives, once finalized, will serve as a set of recommendations for how the PPS Board of Education and The Fund for PPS' Board of Directors update the governing policies and operations related to district and school fundraising efforts at PPS.

By June 2019, we will present a comprehensive engagement plan to this committee that articulates the set of policies, principles and directives that we propose reviewing with community. This includes, but will not be limited to:

- How funds raised from LSFs are allocated and utilized;
- The first \$10,000 exemption;
- The 2/3-1/3 split on dollars raised in support of staffing (FTEs)
- The PPS Parent Fund Formula

Prior to the presentation to the PPS Policy and Governance Special Committee, staff will coordinate with the Board of Education to identify additional areas that should be considered in the Fall 2019.

### **Attachments**

- Answers to Frequently Asked Questions
- PPS Foundation Board Policies and Guiding Principles
- List of active local school foundations, including the independent foundations
- 2019-2020 PPS Parent Fund Formula
- 2019-2020 PPS Parent Fund Awards

## 7.10.030-P District Foundation

The Board authorizes the establishment and incorporation of a foundation for the purposes of accepting, holding and administering funds and gifts to the district for special and general purposes. The purposes of funds administered by the foundation may include pay for instructional staff (FTE), educational enhancements such as equipment, supplies, extended day activities and contracts and other activities of benefit to the district and its students. It is the intent of the Board that the foundation be guided by priorities of equity, educational excellence, preservation of a strong public school system and support district wide implementation of the Oregon Educational Act for the 21st Century, district mission and goals. Both the Board and the foundation board of directors will receive annual evaluations for all funded projects.

The foundation will be incorporated under Oregon Revised Statutes and registered as a tax-exempt corporation under Section 501 of the Internal Revenue Service Code.

The foundation will be operated in conformance with established district wide foundation principles and governed by a board of directors whose selection, membership and functions will be set forth in the foundation's by-laws.

Legal References: ORS 294.305 - 294.565; ORS 332.107

History: Amd 9/9/02; BA 2422



## PORTLAND PUBLIC SCHOOLS

501 N. Dixon Street / Portland, Oregon 97227

Mailing Address: P.O. Box 3107 / Portland, OR 97208-3107

Phone: (503) 249-2000 / 249-0741 FAX: 331-3100

BOARD OF EDUCATION

Stephen Griffith  
Lucious Hicks, IV  
B. Marty Howard  
Stephen Kafoury  
Basil Panaretos  
Roby Roberts  
Carol F. Turner

### Portland Public Schools Districtwide Foundation Principles

At the Board meeting of May 12, 1994, the Board adopted the following set of principles to guide the operation of foundation activities:

1. Portland School District will establish a districtwide foundation.
2. Portland School District will allow local school foundations.
3. In the collection and distribution of funds, schools without a foundation will be treated fairly--the same as schools with a foundation.
4. In the solicitation of funds, local schools and the districtwide foundation may appeal to any and all potential donors.
5. Funds raised by the local school foundations and the Districtwide Foundation may be used to pay for instructional staff (FTE), educational enhancements, such as equipment, supplies, extended day activities, and contracts.
6. Funds raised by local school foundations will be apportioned on a 2:1 ratio (67% to the local school and 33% to the Districtwide Foundation).
7. The use of funds at the local school level will be decided by the principal, site council, LSAC, or other advisory body as appropriate.
8. The foundations will have no control over personnel decisions.
9. The funding decisions of the districtwide and school foundations will be made after the Board budget decision--in time for planning for the coming academic year.
10. The Districtwide Foundation will continue indefinitely.
11. The allocation formula referred to in item 6 will be reviewed annually.
12. All policies relating to fundraising shall be reconsidered, and the apportionment formula in item 6 and any use of local funds to pay for instructional staff under item 5 shall be terminated, with respect to any fiscal year in which the anticipated ratio of general fund dollars to student enrollment, adjusted for inflation, exceeds the ratio that existed in fiscal year 93/94.
13. Nothing in these principles is intended to change existing district practices, policies or regulations related to fundraising.

## Guidelines for Fundraising/Gifts Effective July 1, 1998

1. Foundations are the only approved vehicle for fundraising efforts to "buy" staff for schools.
  - a. Definition of staff: 1. FTE – Any position that would normally be filled by a certificate or classified employee of Portland Public Schools under State Law and current labor contracts; 2. Any individual providing a service which is part of the core instructional program of the school or for which academic credit will be granted to students or staff by their reception of that service.
  - b. Questions regarding whether or not a position falls within this definition shall be directed to the Office of the Superintendent. Any waivers or exceptions to this definition must be granted by the Superintendent and documented in the record.
2. The first \$5,000 per fiscal year raised by any local foundation is exempted from the mandatory 1/3 – 2/3 split. All local foundation money or money designated for a particular school through the Portland Public Schools Foundation that exceeds the \$5,000 exemption shall be split with the PPS foundation according to the 1/3 – 2/3 formula.
3. As per existing (Board Policy 7.10.021) administrative regulations, the approval of the Superintendent is required for acceptance of any support of \$5,000 or more in a given year by a school from any one source\*.
4. Funds otherwise raised outside of the Foundation activities will not be subject to the 1/3 – 2/3 split, as long as they are not used to "buy" staff. "Buying" staff can only be done by submitting funds to the local school foundation or the PPS Foundation, and would then be subject to the 1/3 – 2/3 split, as outlined in guidelines 1 and 2 above.
5. Foundation purchases of "staff" are for positions, not for specific individuals. However, Foundations will pay the actual cost of the employee filling that position as determined by the staffing established based on the October enrollment data, plus the 1/3 for the PPS Foundation.

---

\*Sources would include but not be limited to Foundations, PTA, Booster Club, Endowments, corporate partnerships, alumni groups, etc. The support may be in dollars or in the form of goods, equipment, or labor.

- a. The District will provide an estimated salary range for specific positions to help foundations to set fundraising goals.
  - b. The District will send the foundation a bill by the end of October for the actual amount owed.
  - c. The District prefers that these bills for "staff" buys be paid in full within 30 days after the bill is received. However, payment schedules may be negotiated on a case-by-case basis.
  - d. Should a foundation fall short in payment for a position, the District will charge the short fall against the next years' fundraising efforts. Until the obligation is paid in full, no new positions may be funded.
6. In accordance with the original Board of Education Foundation Principles, adopted May 12, 1994, the School Board will annually review the practice and appropriate level of the "equity" split.

THESE GUIDELINES WILL GO INTO EFFECT UPON ADOPTION BY THE BOARD FOR THE 1998-99 SCHOOL YEAR. ALL PREVIOUS EXCEPTIONS, WAIVERS, GRANDFATHERED FUNDS, ETC. WILL NO LONGER APPLY.

October 12, 1998

Adoption of Guidelines  
Portland Public Schools Foundation and Local School Foundations  
1998-1999 School Year

9577           RESOLVED, That the Board of Education adopts the following guidelines for fundraising/gifts by the Portland Public Schools Foundation and local school foundations; and be it further

                  RESOLVED, That these guidelines will go into effect upon adoption by the Board for the 1998-1999 school year. All previous exceptions, waivers, grandfathered funds, etc. will no longer apply.

Guidelines for Fund raising/Gifts Effective July 1, 1998

1. Foundations are the only approved vehicle for fundraising efforts to "buy" staff for schools.
  - a. Definition of staff. 1. FTE - Any position that would normally be filled by a certificate or classified employee of Portland Public Schools under State Law and current labor contracts; 2. Any individual providing a service which is part of the core instructional program of the school or for which academic credit will be granted to students or staff by their reception of that service.
  - b. Questions regarding whether or not a position falls within this definition shall be directed to the Office of the Superintendent. Any waivers or exceptions to this definition must be granted by the Superintendent and documented in the record.
2. The first \$5,000 per fiscal year raised by any local foundation is exempted from the mandatory 1/3 - 2/3 split. All local foundation money or money designated for a particular school through the Portland Public Schools Foundation that exceeds the \$5,000 exemption shall be split with the PPS foundation according to the 1/3 - 2/3 formula.
3. As per existing (Board Policy 7.10.021) administrative regulations, the approval of the Superintendent is required for acceptance of any support of \$5,000 or more in a given year by a school from any one source\*.
4. Funds otherwise raised outside of the Foundation activities will not be subject to the 1/3 - 2/3 split, as long as they are not used to "buy" staff. "Buying" staff can only be done by submitting funds to the local school foundation or the PPS Foundation, and would then be subject to the 1/3 - 2/3 split, as outlined in guidelines 1 and 2 above.
5. Foundation purchases of "staff" are for positions, not for specific individuals. However, Foundations will pay the actual cost of the employee filling that position as determined by the staffing established based on the October enrollment data, plus the 1/3 for the PPS Foundation.

\*Sources would include but not be limited to Foundations, PTA, Booster Club, Endowments, corporate partnerships, alumni groups, etc. The support may be in dollars or in the form of goods, equipment, or labor

October 12, 1998

- a. The District will provide an estimated salary range for specific positions to help foundations to set fundraising goals.
  - b. The District will send the foundation a bill by the end of October for the actual amount owed.
  - c. The District prefers that these bills for "staff" buys be paid in full within 30 days after the bill is received. However, payment schedules may be negotiated on a case-by-case basis.
  - d. Should a foundation fall short in payment for a position, the District will charge the short fall against the next years' fundraising efforts. Until the obligation is paid in full, no new positions may be funded.
6. In accordance with the original Board of Education Foundation Principles, adopted May 12, 1994, the School Board will annually review the practice and appropriate level of the "equity" split.

December 10, 2007

**RESOLUTION No. 3820**

Resolution to Raise Portland Schools Foundation Equity Fund Exemption to \$10,000

**RECITALS**

- A. In 1998, the Board of Education ("Board") adopted resolution 9577, which outlined Portland Public Schools ("District") guidelines for fundraising/gifts by local school foundations. One of the guidelines stated that all local foundation money designated for a particular school would be split with the Portland Schools Foundation according to a 2/3 - 1/3 formula (67% would go to the local school and 33% would go to the district-wide foundation equity fund), with the first \$5,000 being exempt.
- B. An Equity Fund Review Committee was convened in 2007 by the Portland Schools Foundation and included representatives from the District. Among the recommendations from the committee was a suggestion to increase the current exemption from \$5,000 to \$10,000. In response to this request, the Superintendent from the District and the Student Support and Community Relations Committee recommend that the Board change the District's guidelines to reflect this higher exemption.

**RESOLUTION**

The Board directs the District and the Portland Schools Foundation to update the current \$5,000 exemption to a \$10,000 exemption. Commencing January 1, 2008 all local foundation money or money designated for a particular school through the Portland Schools Foundation will be apportioned to the Portland Schools Foundation according to a 2/3 - 1/3 formula (67% would go to the local school and 33% would go to the district-wide foundation equity fund), with the first \$10,000 being exempt.

## 2018-19 Active PPS Local School Foundations

### Affiliated PPS Local School Foundations

Abernethy Elementary School	Lewis Elementary School
Access Academy	Llewellyn Elementary School
Alameda Elementary School	Maplewood Elementary School
Atkinson Elementary School	Metropolitan Learning Center
Beach Elementary School	Mt. Tabor Middle School
Beaumont Middle School	Richmond Elementary School
Beverly Cleary K-8	Rieke Elementary School
Buckman Elementary School	Roseway Heights K-8
Capitol Hill Elementary School	Sabin PK-8
da Vinci Arts Middle School	Sellwood Middle School
Franklin High School	Skyline Elementary School
Glencoe Elementary School	Stephenson Elementary School
Grant High School	Sunnyside Environmental K-8
Gray Middle School	Vernon K-8
Hosford Middle School	Wilson High School
Irvington K-8	Woodstock Elementary School
Laurelhurst K-8	

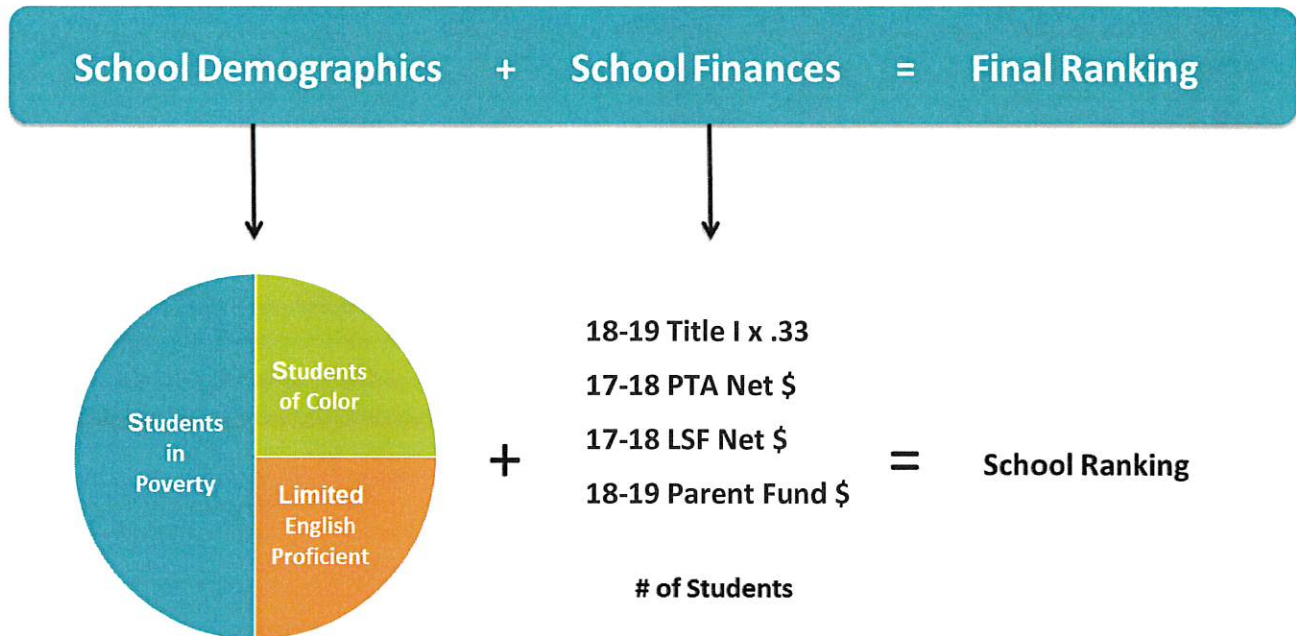
### Independent PPS Local School Foundations

Ainsworth Elementary School	Duniway Elementary School
Bridlemile Elementary School	Forest Park Elementary School
Chapman Elementary School	Lincoln High School
Cleveland High School	West Sylvan Middle School





## 2019-2020 PPS Parent Fund Grant Formula



*Note: PPS Parent Fund grant awards to alternative schools are determined by PPS staff and are not subject to the formula calculations.*

### DEFINITIONS

**Students in Poverty:** Number of students reported by PPS for the 2018-19 school year who are in poverty under the direct certification formula.

**Students of Color:** Number of students reported by PPS as of October 1, 2018 who identify as Hispanic, African American, Asian, Native American, Pacific Islander or Multiple Race.

**Limited English Proficient:** Number of students reported by PPS as of October 1, 2018 who are identified as having limited English proficiency.

**Title 1:** Amount of School Based Title 1 funding received by the school in 2018-19 as reported by PPS, counted at .33.

**PTA Net:** Total PTA dollars raised, minus fundraising and operational expenses, for the 2017-18 school year as reported by the individual PTA's. Discretionary expenditures (programming, supplies, materials, etc.) are not deducted from the total. Failure to provide this information will disqualify a school from consideration for a grant.

**LSF Net:** Total Local School Foundation dollars raised, minus fundraising and operational expenses, for the 2017-18 school year.

**PPSP EFG:** Amount of PPS Parent Fund grant award received in 2018-19, if any.

# all hands raised



## 2019-20 PPS Parent Fund Awards--Powered by New Seasons\*\*\*

PPS School	Award Amount	Final Rank	Total Ranking	Demographic Rank	Financial Rank
Roosevelt HS	\$53,000	1	22	17	5
Harriet Tubman MS	\$53,000	2	24	23	1
Madison HS	\$53,000	3	25	21	4
Lent K-8	\$49,000	4	31	9	22
Benson HS	\$49,000	5	35	32	3
Ockley Green MS	\$42,000	6	38	25	13
Harrison Park K-8	\$42,000	7	39	8	31
Whitman ES	\$42,000	7	39	11	28
Franklin HS	\$40,000	9	41	35	6
Grout ES	\$40,000	9	41	27	14
Roseway Heights	\$40,000	11	42	22	20
Scott K-8	\$35,000	12	45	7	38
Bridger K-8	\$35,000	13	47	28	19
Rose City Park	\$35,000	13	47	40	7
Jefferson HS	\$32,000	15	49	26	23
Marysville K-8	\$32,000	15	49	12	37
Astor K-8	\$32,000	17	50	38	12
Kelly ES	\$32,000	17	50	16	34
Arleta K-8	\$32,000	19	51	36	15
George MS	\$32,000	19	51	4	47
Hosford MS	\$30,000	21	53	44	9
Markham ES	\$30,000	21	53	29	24
Beaumont MS	\$30,000	23	54	33	21
Faubion PK-8	\$30,000	24	55	15	40
Lane MS	\$30,000	24	55	14	41
César Chávez K-8	\$25,000	26	56	2	54
Sitton ES	\$25,000	26	56	5	51
Rosa Parks ES	\$25,000	28	57	1	56
Mt Tabor MS	\$25,000	29	58	47	11
Woodmere ES	\$25,000	30	59	13	46
Grant HS	\$20,000	31	61	59	2
Rigler ES	\$20,000	31	61	3	58
Woodstock ES	\$20,000	33	62	37	25
Boise-Eliot/Humboldt PK-8	\$20,000	34	63	6	57
Creston K-8	\$20,000	34	63	34	29
Peninsula ES	\$20,000	34	63	31	32
Woodlawn PK-5	\$20,000	34	63	18	45
<b>TOTAL</b>	<b>\$1,215,000</b>				

PPS School	Final Rank	Total Ranking	Demographic Rank	Financial Rank
Wilson HS	38	65	57	8
Jackson MS	39	66	50	16
Vernon K-8	40	67	41	26
Jason Lee K-8	41	68	19	49
Vestal K-8	41	68	24	44
Chief Joseph ES	43	69	39	30
Cleveland HS	43	69	51	18
MLK Jr. PK-8	43	69	10	59
Atkinson ES	46	70	43	27
James John ES	46	70	20	50
Sellwood MS	48	70	60	10
Lewis ES	49	72	55	17
Creative Science K-8	50	84	48	36
da Vinci Arts MS	50	84	49	35
Sabin K-8	50	84	45	39
Glencoe ES	53	89	56	33
Beach ES	54	90	30	60
Gray MS	55	95	52	43
Hayhurst ES	55	95	53	42
Buckman ES	57	99	46	53
Irvington K-8	58	104	42	62
Bridlemile ES	59	106	58	48
Rieke ES	60	114	62	52
Ainsworth ES	61	115	54	61
Llewellyn ES	62	116	61	55

PPS Parent Fund: Alternative Schools	Award*
NAYA Early College Academy	\$12,800
Rosemary Anderson POIC	\$12,800
Alliance High School	\$12,800
Youth Progress	\$12,800
Kairos PDX	\$12,800

\* PPS Parent Fund grant awards to alternative schools are determined by PPS staff and are not subject to the formula calculations. Total award to alternative schools is \$64,000.

\*\*Special thanks to the foundations at alternative programs Metropolitan Learning Center and ACCESS Academy for their contributions to the PPS Parent Fund.

\*\*\*2019-2020 PPS Parent Awards total \$ 1,279,000.

Schools Withdrawing Consideration:
Abernethy ES
Alameda ES
Beverly Cleary K-8
Capitol Hill ES
Chapman ES
Duniway ES
Forest Park ES
Laurelhurst K-8
Lincoln HS
Maplewood ES
Richmond ES
Skyline K-8
Stephenson ES
Sunnyside Env. K-8
West Sylvan MS
Winterhaven K-8

**Answers to Frequently Asked Questions (FAQs)  
The Fund for Portland Public Schools and  
the Transfer of Administrative Responsibilities of the PPS Local School Foundations**

**Historical Context**

**When and how was the Portland Public Schools Foundation (PPSF) established?**

The PPSF was formed in 1994, as a result of the PPS Board of Education adopting Board Policy 7.10.030-P, "District Foundation." This policy gave way for the establishment of the Portland Public Schools Foundation, an entity focused on raising philanthropic dollars on behalf of the District, supporting and establishing the Local School Foundation (LSF) model, supporting and elevating the campaigns for new bond and levy revenues, running fundraising campaigns and providing grants management in support of PPS. On May 12 of that year, the Board of Education also adopted a set of principles to guide the operation of foundation activities. These principles were updated two times (in 1998 and 2007). These Guiding Principles continue to serve as the basis for how LSFs are managed. **[SEE ATTACHMENT #1]**

**When did the Portland Public Schools Foundation (PPSF) name change to All Hands Raised?**

When PPSF rebranded itself to All Hands Raised (AHR) in 2010, the PPSF program became a division (and not the sole focus) of AHR. This was done in collaboration with community partners who asked and elected AHR to lead a Multnomah County local cradle to career initiative, resulting in an associated rebranding process (at the direction of six partner superintendents, including PPS) to reflect the countywide collective impact work AHR was increasingly doing to address racial inequities. At that time, AHR also re-committed, at the request of the PPS administration, to continue operating the PPSF as a division of AHR. As such, AHR currently provides fiscal oversight and program management services for the PPSF, including support to LSFs and the stewardship of the PPS Parent Fund. In collaboration with the PPS Superintendent and his senior staff, AHR is transitioning the oversight of the PPSF Program to PPS effective July 1, 2019.

**Why is this hand-off happening now?**

Portland Public Schools (PPS) is involved in an exciting period of change. In the fall of 2017, Guadalupe Guerrero began his tenure as the District's new Superintendent, with a focus on orienting Portland's school system toward a 21<sup>st</sup> century system that provides all students with an equitable, inspired, intellectually rigorous educational experience to prepare them to succeed and thrive. In the fall of 2018, Superintendent Guerrero and the Board of Education launched an ambitious process to develop a community informed vision for the future of public education in Portland. Once finalized in June 2019, this vision will provide a framework to continue the strategic transformation of our school system over the next decade.

Our vision—the District's community promise—will continue to require a well-coordinated effort involving multiple stakeholders throughout the region. It will encourage business, philanthropic, and civic leaders to become inspired and take action to support, contribute, and hold themselves accountable for better outcomes for all public school students in PPS. To build on this coordinated effort, Superintendent Guerrero established the Strategic Partnerships department with a focus on building and accelerating the identification, cultivation, and strengthening of strategic relationships with those who will serve as investment partners in a citywide movement to create a world-class public school system.

Under the guidance of the Strategic Partnerships team, PPS is moving forward with establishing a new nonprofit fundraising vehicle, The Fund for Portland Public Schools (The Fund for PPS).

## **The Fund for Portland Public Schools**

### **What is The Fund for Portland Public Schools?**

The Fund for PPS will serve as PPS's backbone organization solely focused on strengthening and expanding private and philanthropic investments on behalf of the District, which will be closely aligned to the organization's vision, strategic plan and critical areas. The Fund for PPS will have an independent Board of Directors, serving as advocates and advisors to the Superintendent and the Board of Education on items related to business and philanthropic investments. Activities led by the 501(c)(3) entity will be executed by the existing Strategic Partnerships team. An additional staff member will be added, serving as a coordinator of the LSF efforts, including providing support in accounting, database and records management. Funding will come from private investments. To formalize the relationship between PPS and The Fund for PPS, a Memorandum of Understanding will be developed and describe the responsibilities and expectations of the partnership to advance the interests of PPS. The District's new nonprofit fundraising vehicle will serve as the primary, but not exclusive, pathway for investing in PPS. By establishing this new vehicle, we will:

1. facilitate direct alignment to maximize impact and scale;
2. build robust accountability structures and transparent financial records;
3. utilize existing internal operations to minimize operational and implementation costs;
4. leverage the assets of the various influential philanthropic and community leaders of the nonprofit's board of directors.

The Fund for PPS is modeled after many institutions of higher education, both in approach and structure. For example, The University of Oregon Foundation is the 501(c)(3) auxiliary organization of the University of Oregon that coordinates financial investments to assist the university in meeting its educational mission. The University Advancement Team at the University of Oregon leads these efforts to create awareness, build long-term relationships, and facilitate charitable giving.

### **Is All Hands Raised Going Away?**

No. All Hands Raised serves a broader role in the community as the entity charged by leaders with implementing a local collective impact initiative with an explicit focus on racial equity, improving education outcomes for Multnomah County's 220,000 children, youth and young adults. This is the primary focus of All Hands Raised. They will continue this focus on improving educational outcomes with PPS, as well as with other districts and entities from throughout the county. For more information visit: [allhandsraised.org](http://allhandsraised.org).

## **PPS Local School Foundations & PPS Parent Fund**

### **Which PPS schools currently have active LSFs (independent and affiliated)?**

There are currently 42 school communities with active LSFs. This includes 8 independent school foundations--nonprofit organizations with independent jurisdiction and oversight by an independent board of directors. [SEE ATTACHMENT #2]

### **When and how will services to PPS Local School Foundations change?**

The entity delivering these services will change. All Hands Raised has begun the transition of providing the tools we need to continue to effectively manage and steward LSFs funds on behalf of PPS parents and the PPS Parent Fund. In addition, accounting services including the issuance of monthly reports to LSFs, cash collection, loaned credit swipers, bulk mailing options, insurance coverage along with other accounting services provided to affiliated PPS LSFs will remain intact. The administrative management of the LSFs will be transferred to The Fund for PPS effective July 1, 2019. PPS, The Fund for PPS and AHR will continue to collaborate after that date to ensure a seamless transition for PPS LSFs.

**Will there still be donation forms available to download, credit card swipers available, bulk mail printing options, insurance, and general bookkeeping under the new entity?**

Yes. Donation forms will be available on [FundforPPS.org](http://FundforPPS.org). Swipers, bulk printing options, insurance and general bookkeeping will be provided by The Fund for PPS.

**Will the funds raised by LSFs continue to be used to support their individual school communities?**

Yes. The intent of the funds raised for staffing positions by parents through LSFs will be honored. As a guiding principle, The Fund for PPS and Portland Public Schools value the importance of donor intent and will continue to be the stewards of these funds raised by school in that manner.

**Will there be a difference between the LSF model within AHR and The Fund for PPS?**

The Fund for PPS will provide the same administrative management that AHR has been providing, effective July 1, 2019:

- PPS parents volunteer their time to raise funds to support staffing through their LSFs. These funds will be forwarded from the LSFs to The Fund for PPS.
- Donations received by The Fund for PPS (whether by mail, in person or from The Fund for PPS's online donation page) will be deposited directly into that LSF's account. The Fund for PPS will provide fiscal management of these funds, including monthly financial reports to all active LSFs.
- The Fund for PPS will calculate each foundation investment in the PPS Parent Fund (1/3 of all funds raised after the first \$10,000 raised). Using a data-informed formula that takes into account school demographics and financial information, The Fund for PPS will award PPS Parent Fund grants, which will be administered by PPS. **[SEE ATTACHMENT #3]**
- At the end of each fiscal year, one-hundred percent of the remaining balance, after the PPS Parent Fund grants will be deducted, and transferred directly to the school's account at PPS to fund positions approved by the principal and their supervisor.

**What is the PPS Parent Fund and what is the process for how these funds are distributed to schools? What will be different in how the The Fund for PPS manages these funds in the future?**

Known as the PPS Parent Fund, this fund serves as a set aside of the one-third raised (after the first \$10,000) by LSFs. These funds are stewarded and distributed to high-need schools using a data-driven formula. This formula includes school demographics (% of students in poverty, % students of color and % emerging bilingual students) and school finances (including Title I, PTA, LSF and previous parent fund dollars) which total to determine ranking. AHR, using this data-driven formula, determined the PPS Parent Fund distributions for the 2019-20 school year. **[SEE ATTACHMENT #4]**

**Will PPS and The Fund for PPS consider updating the policies, procedures, formulas, etc.?**

For over 25 years, Portland's parent, philanthropic and business communities have stepped up in huge ways to support their local school communities through fundraising. During these 25 years, there have been few substantive changes made to policies, guiding principles and administrative procedures (1994, 1998, 2007) for the LSF fundraising efforts. To ensure a smooth transition of the administrative management of the LSFs, we have agreed, in turn-key style, to transfer as is. In the Fall of 2019, we will work with parents and community members to examine the LSF program and determine areas for continuous improvement. This will culminate in a set of recommendations from The Fund for PPS' board of directors to the PPS Board of Education. It will be a joint effort to determine appropriate shifts, if any, to both PPS Board of Education's policies and The Fund for PPS' operations.

School Name	Type	FTE Funded by Local School Foundations (Affiliated and Independent) by Fiscal Year				
		2020	2021	2022	2023	Total (4 Years)
Abernethy	K-5	2.25	2.42	0.5	0.5	5.67
Access	1-8	0.95		0.25	0.33	1.53
Ainsworth	K-5	2.75	2.35	1.75	2.05	8.9
Alameda	K-5	2.48	1.5	0.25	1.23	5.46
Alliance	9-12					
Arleta	K-5					
Astor	K-8					
Atkinson	K-5	0.25				0.25
Beach	K-5	0.5			0.19	0.69
Beaumont	6-8	0.95	0.5	0.44	0.36	2.25
Benson	9-12					
Beverly Cleary	K-8	1.05	0.8	0.37	1	3.22
Boise-Eliot/Humboldt	PK-5					
Bridger	K-5					
Bridlemile	K-5	2.9	1.48	1.5	0.75	6.63
Buckman	K-5	1.54	0.19	0.17	1.59	3.49
Capitol Hill	K-5	1.19		0.5		1.69
César Chávez	K-8					
Chapman	K-5	1.8		1.2	0.8	3.8
Chief Joseph	K-5					
Cleveland	9-12	1	0.25	0.58	0.33	2.16
Creative Science	K-8					
Creston	K-5					
da Vinci	6-8	0.7	0.4	0.65	0.65	2.4
Duniway	K-5	4.09	3.24	3.69	4.19	15.21
Faubion	PK-8					
Forest Park	K-5	2.3	0.75	1.5	1.69	6.24
Franklin	9-12					
George	6-8					
Glencoe	K-5	0.75	0.75	0.25	0.75	2.5

School Name	Type	FTE Funded by Local School Foundations (Affiliated and Independent) by Fiscal Year				
		2020	2021	2022	2023	Total (4 Years)
Grant	9-12	0.82		0.17		<b>0.99</b>
Gray	6-8	0.04	0.05	0.2	0.42	<b>0.71</b>
Grout	K-5					
Harriet Tubman	6-8					
Harrison Park	K-8					
Hayhurst	K-5					
Hosford	6-8					
Ida B. Wells-Barnett	9-12	1.47	0.17	0.5	0.23	<b>2.37</b>
Irvington	K-5	0.5	0.5		0.3	<b>1.3</b>
Jackson	6-8					
James John	K-5					
Jefferson	9-12					
Kellogg	6-8					
Kelly	K-5					
Lane	6-8					
Laurelhurst	K-8	2.7	2.4	3.8	2.88	<b>11.78</b>
Lee	K-5					
Lent	K-5					
Lewis	K-5	0.5				<b>0.5</b>
Lincoln	9-12	3.56	2.15	1.64	1.91	<b>9.26</b>
Llewellyn	K-5	1.96		0.5	1.6	<b>4.06</b>
Maplewood	K-5	1.25	0.7	0.9	0.62	<b>3.47</b>
Markham	K-5		0.15	0.14		<b>0.29</b>
Marysville	PK-5					
McDaniel	9-12					
Metro. Learning Center	K-12	0.25				<b>0.25</b>
MLK Jr	PK-5					
Mt Tabor	6-8					
Ockley Green	6-8					

School Name	Type	FTE Funded by Local School Foundations (Affiliated and Independent) by Fiscal Year				
		2020	2021	2022	2023	Total (4 Years)
Odyssey	K-8					
Peninsula	K-5					
Richmond	K-5	2.5	1	1.5	1.7	<b>6.7</b>
Rieke	K-5	1.63	0.6	1	1.55	<b>4.78</b>
Rigler	K-5					
Roosevelt	9-12					
Rosa Parks	K-5					
Rose City Park	K-5	0.94	0.05		0.2	<b>1.19</b>
Roseway Heights	6-8					
Sabin	K-5	1.05	0.88	0.25	0.28	<b>2.46</b>
Scott	K-5					
Sellwood	6-8	1	0.25	0.75	1	<b>3</b>
Sitton	K-5					
Skyline	K-8	1.09	0.64	0.7	0.7	<b>3.13</b>
Stephenson	K-5	1.75	0.25	0.25	0.25	<b>2.5</b>
Sunnyside Environmental	K-8	1.03	0.83	0.16	0.95	<b>2.97</b>
Vernon	K-8	0.25	0.3	0.3	0.13	<b>0.98</b>
Vestal	K-5					
West Sylvan	6-8	0.75	0.75	0.5	0.75	<b>2.75</b>
Whitman	PK-5					
Winterhaven	K-8	0.1				<b>0.1</b>
Woodlawn	PK-5					
Woodmere	K-5					
Woodstock	K-5			0.4		<b>0.4</b>
<b>Total</b>		<b>52.60</b>	<b>26.28</b>	<b>27.26</b>	<b>31.89</b>	<b>138.02</b>

<i>SUM of FTE</i>	<i>Fiscal Year</i>				
<i>School</i>	2020	2021	2022	2023	Grand Total
Abernethy	2.25	2.42	0.50	0.50	5.67
ACCESS	0.95		0.25	0.33	1.53
Ainsworth	2.75	2.35	1.75	2.05	8.90
Alameda	2.48	1.50	0.25	1.23	5.46
Atkinson	0.25				0.25
Beach	0.50			0.19	0.69
Beaumont	0.95	0.50	0.44	0.36	2.25
Beverly Cleary	1.05	0.80	0.37	1.00	3.22
Bridlemile	2.90	1.48	1.50	0.75	6.63
Buckman	1.54	0.19	0.17	1.59	3.49
Capitol Hill	1.19		0.50		1.69
Chapman	1.80		1.20	0.80	3.80
Cleveland	1.00	0.25	0.58	0.33	2.17
da Vinci	0.70	0.40	0.65	0.65	2.40
Duniway	4.09	3.24	3.69	4.19	15.21
Forest Park	2.30	0.75	1.50	1.69	6.24
Glencoe	0.75	0.75	0.25	0.75	2.50
Grant	0.82		0.17		0.98
Gray	0.04	0.05	0.20	0.42	0.71
Ida B. Wells-Barnett	1.47	0.17	0.50	0.23	2.37
Irvington	0.50	0.50		0.30	1.30
Laurelhurst	2.70	2.40	3.80	2.88	11.78
Lewis	0.50				0.50
Lincoln	3.56	2.15	1.64	1.91	9.26
Llewellyn	1.96		0.50	1.60	4.06
Maplewood	1.25	0.70	0.90	0.62	3.47
Markham		0.15	0.14		0.29
Metro. Learning Center	0.25				0.25
Richmond	2.50	1.00	1.50	1.70	6.70
Rieke	1.63	0.60	1.00	1.55	4.78
Rose City Park	0.94	0.05		0.20	1.19
Sabin	1.05	0.88	0.25	0.28	2.45
Sellwood	1.00	0.25	0.75	1.00	3.00
Skyline	1.09	0.64	0.70	0.70	3.13
Stephenson	1.75	0.25	0.25	0.25	2.50
Sunnyside Environmental	1.03	0.83	0.16	0.95	2.97
Vernon	0.25	0.30	0.30	0.13	0.98
West Sylvan	0.75	0.75	0.50	0.75	2.75
Winterhaven	0.10				0.10
Woodstock			0.40		0.40
<b>Grand Total</b>	<b>52.60</b>	<b>26.28</b>	<b>27.26</b>	<b>31.89</b>	<b>138.02</b>

FTE By Category

SUM of FTE	Category	Fiscal Year				Specialist - Learning				Support - Administrative/Office				Support - Learning				Support - Student Services			Teacher				Grand Total						
		Assistant - Educational Total	2020	2021	2022	2023	Specialist - Learning Total	2020	2021	2022	2023	Support - Administrative/Office Total	2020	2021	2022	2023	Support - Learning Total	2020	2021	2022	Support - Student Services Total	2020	2021	2022		2023	Teacher Total				
Abernethy																															
ACCESS		0.50				0.50				1.00					0.92										2.25	1.50		3.75	5.67		
Ainsworth		0.75	0.44	1.75	1.75	4.69									0.20										0.45		0.25	0.70	1.53		
Alameda		1.98	1.00		0.98	3.96									0.30										2.00	1.91		3.91	8.90		
Atkinson										0.25	0.25				0.50										0.50	0.50		1.00	5.46		
Beach		0.20			0.19	0.39		0.30							0.30										0.25			0.25	0.25		
Beaumont					0.44	0.36				0.80					0.45										0.50			0.50	0.69		
Beverly Cleary					0.37	0.50				0.87					0.30	0.30									0.50			0.50	2.25		
Bridlemile		2.40	0.48			2.88				0.50	0.50				1.00										0.75			2.00	6.63		
Buckman		0.60				0.60				0.17	0.09				0.26										0.10	1.00		1.10	3.49		
Capitol Hill		0.99				0.99									0.50										0.94		0.94	0.50	0.59		
Chapman		0.80		1.20	0.80	2.80																			0.20			0.20	1.69		
Cleveland																									1.00			1.00	3.80		
da Vinci																	0.20	0.40	0.40	0.40				1.40	0.34		0.34	0.66	2.17		
Duniway		2.94	2.94	2.94	2.94	11.76	0.05	0.10	0.55						0.70										0.50			2.40	15.21		
Forest Park		1.80	0.75	1.50	1.69	5.74																			0.10		0.10	1.00	2.40		
Glencoe							0.50	0.50		0.50	1.50				1.00										0.50			0.50	6.24		
Grant		0.50				0.50																			0.32		0.17	0.48	0.98		
Gray		0.04				0.04		0.05		0.05					0.62											0.20	0.42	0.62	0.71		
Ida B. Wells-Barnett															0.37										0.37			1.10	2.37		
Irvington									0.25	0.25					1.00										0.50	0.50		1.00	1.30		
Laurelhurst		2.10	2.40	3.20	2.88	10.58																			0.60		0.60	0.60	11.78		
Lewis		0.50				0.50																						0.50	0.50		
Lincoln															0.60													0.60	9.26		
Llewellyn		1.96			1.40	3.36																			0.50		0.50	0.20	4.06		
Maplewood		0.50	0.15	0.90	0.62	2.17									0.50	0.50									1.00			1.00	4.06		
Markham			0.15	0.14		0.29																			0.25	0.05		0.30	3.47		
Metro. Learning Center																									0.25			0.25	0.29		
Richmond		1.00		0.50	0.50	2.00									0.20										0.25			0.25	0.25		
Rieke		0.98	0.20	0.60	0.85	2.63				0.30	0.30						0.40	0.40	0.40	0.40					1.60			4.50	6.70		
Rose City Park		0.94	0.05			0.99				0.20	0.20														0.25			0.25	4.78		
Sabin			0.75		0.28	1.03									0.50	0.25									0.55		0.13	0.68	1.19		
Sellwood		0.50		0.50	0.75	1.75									0.50										0.50			0.50	2.45		
Skyline		0.45		0.70	0.50	1.65				0.20	0.20														0.64		0.64	0.68	3.13		
Stephenson		1.75				1.75		0.25	0.25	0.25	0.75														0.55			0.55	2.50		
Sunnyside Environmental				0.50		0.50				0.13	0.13				0.90	0.83	0.16	0.45							0.25			2.34	2.97		
Vernon																									0.25	0.30	0.30	0.13	0.98		
West Sylvan							0.75			0.75															0.75	0.25	0.50	1.50	2.75		
Winterhaven															0.10										0.10			0.10	0.10		
Woodstock															0.40										0.40			0.40	0.40		
<b>Grand Total</b>		<b>24.18</b>	<b>9.31</b>	<b>14.74</b>	<b>17.49</b>	<b>65.73</b>	<b>1.73</b>	<b>0.90</b>	<b>2.22</b>	<b>3.17</b>	<b>8.02</b>	<b>4.37</b>	<b>3.39</b>	<b>3.11</b>	<b>3.57</b>	<b>14.44</b>	<b>0.60</b>	<b>0.80</b>	<b>0.80</b>	<b>0.80</b>	<b>3.00</b>	<b>1.38</b>	<b>0.50</b>	<b>1.10</b>	<b>2.98</b>	<b>20.33</b>	<b>11.38</b>	<b>5.29</b>	<b>6.86</b>	<b>43.85</b>	<b>138.02</b>

SUM of FTE	Fiscal Year				
Category	2020	2021	2022	2023	Grand Total
Assistant - Educational	24.18	9.31	14.74	17.49	65.73
Specialist - Learning	1.73	0.90	2.22	3.17	8.02
Support - Administrative/Office	4.37	3.39	3.11	3.57	14.44
Support - Learning	0.60	0.80	0.80	0.80	3.00
Support - Student Services	1.38	0.50	1.10		2.98
Teacher	20.33	11.38	5.29	6.86	43.85
<b>Grand Total</b>	<b>52.60</b>	<b>26.28</b>	<b>27.26</b>	<b>31.89</b>	<b>138.02</b>

FTE By Subcategory

SUM of FTE	Subcategory																			
School	Assistant - Administrative	Assistant - ES Education	Assistant - HS Education	Assistant - MS Education	Counselor	Social Worker	Specialist - Learning	Specialist - Media/Technology	Support - Administrative	Support - Arts Education	Support - Secretary	Teacher - Arts Education	Teacher - Elective	Teacher - Homeroom	Teacher - Physical Education	Teacher - Reading	Teacher - Secondary Core	Teacher - Specialist	Therapeutic Intervention Coach	Grand Total
Abernethy							1.00				0.92			3.75						5.67
ACCESS	0.20	0.50						0.13					0.25	0.35	0.10					1.53
Ainsworth	0.30	4.69									0.50			3.41						8.90
Alameda		3.96						0.50			0.50			0.50						5.46
Atkinson														0.25						0.25
Beach		0.39														0.30				0.69
Beaumont				0.80					0.45		0.50								0.50	2.25
Beverly Cleary		0.87							0.60								1.75			3.22
Bridlemile	0.75	2.88					1.00							1.50				0.50		6.63
Buckman	1.00	0.60						0.26			0.10			0.50	0.09				0.94	3.49
Capitol Hill	0.50	0.99										0.20								1.69
Chapman		2.80												1.00						3.80
Cleveland						0.34							1.70						0.13	2.17
da Vinci										1.40		1.00								2.40
Duniway	0.25	11.76			0.10		0.50	0.20						2.00	0.40					15.21
Forest Park		5.74												0.50						6.24
Glencoe	0.50										0.50					1.50				2.50
Grant			0.50										0.30					0.18		0.98
Gray	0.62			0.04												0.05				0.71
Ida B. Wells-Barnett											0.37	0.17	0.73				1.10			2.37
Irvington								0.25			1.00	0.05								1.30
Laurelhurst		10.58			0.60													0.60		11.78
Lewis		0.50																		0.50
Lincoln											0.60			2.33				6.33		9.26
Llewellyn		3.36			0.50							0.20								4.06
Maplewood		2.17									1.00			0.30						3.47
Markham		0.29																		0.29
Metro. Learning Center													0.25							0.25
Richmond	0.20	2.00												4.50						6.70
Rieke		2.63					0.30	1.60							0.25					4.78
Rose City Park		0.99														0.20				1.19
Sabin	0.25	1.03									0.50	0.05		0.63						2.45
Sellwood				1.75							0.50		0.75							3.00
Skyline		1.65						0.20							1.28					3.13
Stephenson		1.75						0.75												2.50
Sunnyside Environmental		0.50									0.88		1.46						0.13	2.97
Vernon												0.55		0.13				0.30		0.98
West Sylvan	0.50							0.75				0.75					0.75			2.75
Winterhaven											0.10									0.10
Woodstock											0.40									0.40
<b>Grand Total</b>	<b>5.07</b>	<b>62.64</b>	<b>0.50</b>	<b>2.58</b>	<b>1.20</b>	<b>0.34</b>	<b>2.80</b>	<b>4.64</b>	<b>2.53</b>	<b>1.40</b>	<b>6.85</b>	<b>4.47</b>	<b>6.31</b>	<b>19.32</b>	<b>2.12</b>	<b>2.05</b>	<b>10.85</b>	<b>0.93</b>	<b>1.44</b>	<b>138.02</b>

SUM of FTE	Subcategory																			
Fiscal Year	Assistant - Administrative	Assistant - ES Education	Assistant - HS Education	Assistant - MS Education	Counselor	Social Worker	Specialist - Learning	Specialist - Media/Technology	Support - Administrative	Support - Arts Education	Support - Secretary	Teacher - Arts Education	Teacher - Elective	Teacher - Homeroom	Teacher - Physical Education	Teacher - Reading	Teacher - Secondary Core	Teacher - Specialist	Therapeutic Intervention Coach	Grand Total
2020		23.15	0.50	0.54	0.10	0.34		1.20	1.20	0.20	3.17	2.25	2.38	9.85	0.99	0.80	4.87	0.13	0.94	52.60
2021		9.31						0.75	0.73	0.40	2.67	0.72	1.38	5.84	0.93	0.55	2.52		0.50	26.28
2022	1.95	13.81		0.94	1.10		1.50	1.12	0.60	0.40	0.56	0.50	1.74	1.00	0.20		1.04	0.80		27.26
2023	3.12	16.38		1.11			1.30	1.57		0.40	0.45	1.00	0.81	2.63		0.70	2.41			31.89
<b>Grand Total</b>	<b>5.07</b>	<b>62.64</b>	<b>0.50</b>	<b>2.58</b>	<b>1.20</b>	<b>0.34</b>	<b>2.80</b>	<b>4.64</b>	<b>2.53</b>	<b>1.40</b>	<b>6.85</b>	<b>4.47</b>	<b>6.31</b>	<b>19.32</b>	<b>2.12</b>	<b>2.05</b>	<b>10.85</b>	<b>0.93</b>	<b>1.44</b>	<b>138.02</b>

SUM of FTE School	Bargaining Unit			Grand Total
	Non-Represented	PAT	PFSP	
Abernethy		4.75	0.92	5.67
ACCESS		0.83	0.70	1.53
Ainsworth		3.91	4.99	8.90
Alameda		1.50	3.96	5.46
Atkinson		0.25		0.25
Beach		0.30	0.39	0.69
Beaumont		0.50	1.75	2.25
Beverly Cleary		1.75	1.47	3.22
Bridlemile		3.00	3.63	6.63
Buckman		0.85	2.64	3.49
Capitol Hill		0.20	1.49	1.69
Chapman		1.00	2.80	3.80
Cleveland		2.17		2.17
da Vinci	1.40	1.00		2.40
Duniway		3.20	12.01	15.21
Forest Park		0.50	5.74	6.24
Glencoe		1.50	1.00	2.50
Grant		0.48	0.50	0.98
Gray		0.05	0.66	0.71
Ida B. Wells-Barnett		2.00	0.37	2.37
Irvington		0.30	1.00	1.30
Laurelhurst		1.20	10.58	11.78
Lewis			0.50	0.50
Lincoln		8.66	0.60	9.26
Llewellyn		0.70	3.36	4.06
Maplewood		0.30	3.17	3.47
Markham			0.29	0.29
Metro. Learning Center		0.25		0.25
Richmond		4.50	2.20	6.70
Rieke		0.55	4.23	4.78
Rose City Park		0.20	0.99	1.19
Sabin		0.68	1.78	2.45
Sellwood		0.75	2.25	3.00
Skyline		1.48	1.65	3.13
Stephenson		0.75	1.75	2.50
Sunnyside Environmental		0.13	2.84	2.97
Vernon		0.98		0.98
West Sylvan		2.25	0.50	2.75
Winterhaven			0.10	0.10
Woodstock			0.40	0.40
<b>Grand Total</b>	<b>1.40</b>	<b>53.41</b>	<b>83.21</b>	<b>138.02</b>

SUM of FTE Bargaining Unit	Fiscal Year				Grand Total
	2020	2021	2022	2023	
Non-Represented	0.20	0.40	0.40	0.40	1.40
PAT	22.50	12.28	8.61	10.03	53.41
PFSP	29.89	13.60	18.25	21.46	83.21
<b>Grand Total</b>	<b>52.60</b>	<b>26.28</b>	<b>27.26</b>	<b>31.89</b>	<b>138.02</b>

<b>Fiscal Year</b>	<b>School</b>	<b>FTE</b>	<b>Category</b>	<b>Subcategory</b>	<b>Position</b>	<b>Bargaining Unit</b>
2020	ACCESS	0.5	Assistant - Educational	Assistant - ES Education	EA-ES	PFSP
2020	Ainsworth	0.314	Assistant - Educational	Assistant - ES Education	EA-ES	PFSP
2020	Ainsworth	0.438	Assistant - Educational	Assistant - ES Education	LTHT EA Bilingual Mandarin	PFSP
2021	Ainsworth	0.438	Assistant - Educational	Assistant - ES Education	LTHT EA Bilingual Mandarin	PFSP
2022	Ainsworth	0.876	Assistant - Educational	Assistant - ES Education	EA Bilingual Spanish	PFSP
2022	Ainsworth	0.876	Assistant - Educational	Assistant - ES Education	EA ESL/Bilingual Spanish	PFSP
2023	Ainsworth	0.876	Assistant - Educational	Assistant - ES Education	EA Bilingual Spanish	PFSP
2023	Ainsworth	0.876	Assistant - Educational	Assistant - ES Education	EA ESL/Bilingual Spanish	PFSP
2020	Alameda	1.00	Assistant - Educational	Assistant - ES Education	EA Gr K	PFSP
2020	Alameda	0.49	Assistant - Educational	Assistant - ES Education	LTHT EA Gr 1	PFSP
2020	Alameda	0.49	Assistant - Educational	Assistant - ES Education	LTHT EA Gr 3	PFSP
2021	Alameda	1.00	Assistant - Educational	Assistant - ES Education	EA Gr K	PFSP
2023	Alameda	0.49	Assistant - Educational	Assistant - ES Education	EA-ES	PFSP
2023	Alameda	0.49	Assistant - Educational	Assistant - ES Education	LTHT EA-ES	PFSP
2020	Beach	0.2	Assistant - Educational	Assistant - ES Education	LTHT EA-ES	PFSP
2023	Beach	0.19	Assistant - Educational	Assistant - ES Education	LTHT EA-ES	PFSP
2022	Beverly Cleary	0.374	Assistant - Educational	Assistant - ES Education	LTHT EA Gr K-1 Reading	PFSP
2023	Beverly Cleary	0.5	Assistant - Educational	Assistant - ES Education	EA Gr 2-5 Reading	PFSP
2020	Bridlemile	0.48	Assistant - Educational	Assistant - ES Education	EA-ES	PFSP
2020	Bridlemile	1.92	Assistant - Educational	Assistant - ES Education	LTHT EA-ES	PFSP
2021	Bridlemile	0.48	Assistant - Educational	Assistant - ES Education	EA-ES	PFSP
2020	Buckman	0.6	Assistant - Educational	Assistant - ES Education	LTHT EA Reading	PFSP
2020	Capitol Hill	0.496	Assistant - Educational	Assistant - ES Education	LTHT EA Lunch	PFSP
2020	Capitol Hill	0.494	Assistant - Educational	Assistant - ES Education	LTHT EA-ES	PFSP
2020	Chapman	0.4	Assistant - Educational	Assistant - ES Education	LTHT EA-ES	PFSP
2020	Chapman	0.4	Assistant - Educational	Assistant - ES Education	LTHT-EA-ES	PFSP
2022	Chapman	1.2	Assistant - Educational	Assistant - ES Education	LTHT EA Gr K	PFSP
2023	Chapman	0.4	Assistant - Educational	Assistant - ES Education	EA Gr 1-5	PFSP
2023	Chapman	0.4	Assistant - Educational	Assistant - ES Education	LTHT EA Gr K	PFSP
2020	Duniway	2.94	Assistant - Educational	Assistant - ES Education	LTHT EA-ES	PFSP

<b>Fiscal Year</b>	<b>School</b>	<b>FTE</b>	<b>Category</b>	<b>Subcategory</b>	<b>Position</b>	<b>Bargaining Unit</b>
2021	Duniway	2.94	Assistant - Educational	Assistant - ES Education	LTHT EA-ES	PFSP
2022	Duniway	0.49	Assistant - Educational	Assistant - ES Education	LTHT EA Gr 5	PFSP
2022	Duniway	2.45	Assistant - Educational	Assistant - ES Education	LTHT EA-ES	PFSP
2023	Duniway	2.94	Assistant - Educational	Assistant - ES Education	LTHT EA-ES	PFSP
2020	Forest Park	0.8	Assistant - Educational	Assistant - ES Education	EA Gr 3-5 Math	PFSP
2020	Forest Park	0.802	Assistant - Educational	Assistant - ES Education	EA-ES	PFSP
2020	Forest Park	0.2	Assistant - Educational	Assistant - ES Education	LTHT EA LA	PFSP
2021	Forest Park	0.75	Assistant - Educational	Assistant - ES Education	EA-ES	PFSP
2022	Forest Park	1.5	Assistant - Educational	Assistant - ES Education	EA-ES	PFSP
2023	Forest Park	1.688	Assistant - Educational	Assistant - ES Education	EA-ES	PFSP
2020	Laurelhurst	0.42	Assistant - Educational	Assistant - ES Education	LTHT EA Gr K Reading	PFSP
2020	Laurelhurst	1.26	Assistant - Educational	Assistant - ES Education	LTHT EA Gr K-1 Reading	PFSP
2020	Laurelhurst	0.42	Assistant - Educational	Assistant - ES Education	LTHT EA Gr K-2 Reading	PFSP
2021	Laurelhurst	2.4	Assistant - Educational	Assistant - ES Education	LTHT EA Gr K-1	PFSP
2022	Laurelhurst	0.8	Assistant - Educational	Assistant - ES Education	EA Gr K/K-5 Reading	PFSP
2022	Laurelhurst	2.4	Assistant - Educational	Assistant - ES Education	LTHT EA Gr K-1	PFSP
2023	Laurelhurst	2.4	Assistant - Educational	Assistant - ES Education	LTHT EA Gr K-1	PFSP
2023	Laurelhurst	0.48	Assistant - Educational	Assistant - ES Education	LTHT EA Gr K/Gr K-5 Read	PFSP
2020	Lewis	0.5	Assistant - Educational	Assistant - ES Education	EA Reading	PFSP
2020	Llewellyn	1.96	Assistant - Educational	Assistant - ES Education	LTHT EA-ES	PFSP
2023	Llewellyn	0.7	Assistant - Educational	Assistant - ES Education	EA	PFSP
2023	Llewellyn	0.7	Assistant - Educational	Assistant - ES Education	EA-ES	PFSP
2020	Maplewood	0.5	Assistant - Educational	Assistant - ES Education	LTHT EA-ES	PFSP
2021	Maplewood	0.15	Assistant - Educational	Assistant - ES Education	LTHT EA-ES	PFSP
2022	Maplewood	0.5	Assistant - Educational	Assistant - ES Education	EA Gr K-1	PFSP
2022	Maplewood	0.4	Assistant - Educational	Assistant - ES Education	LTHT EA-ES	PFSP
2023	Maplewood	0.624	Assistant - Educational	Assistant - ES Education	EA-ES	PFSP
2021	Markham	0.15	Assistant - Educational	Assistant - ES Education	EA Gr K	PFSP
2022	Markham	0.14	Assistant - Educational	Assistant - ES Education	EA Bilingual Somali	PFSP
2020	Richmond	1.00	Assistant - Educational	Assistant - ES Education	EA Gr K	PFSP

<b>Fiscal Year</b>	<b>School</b>	<b>FTE</b>	<b>Category</b>	<b>Subcategory</b>	<b>Position</b>	<b>Bargaining Unit</b>
2022	Richmond	0.5	Assistant - Educational	Assistant - ES Education	EA Gr K	PFSP
2023	Richmond	0.5	Assistant - Educational	Assistant - ES Education	EA Gr K	PFSP
2020	Rieke	0.5	Assistant - Educational	Assistant - ES Education	EA Gr 1-5	PFSP
2020	Rieke	0.482	Assistant - Educational	Assistant - ES Education	LTHT EA-ES	PFSP
2021	Rieke	0.2	Assistant - Educational	Assistant - ES Education	LTHT EA-ES	PFSP
2022	Rieke	0.5	Assistant - Educational	Assistant - ES Education	EA-ES	PFSP
2022	Rieke	0.1	Assistant - Educational	Assistant - ES Education	LTHT EA-ES	PFSP
2023	Rieke	0.75	Assistant - Educational	Assistant - ES Education	EA-ES	PFSP
2023	Rieke	0.1	Assistant - Educational	Assistant - ES Education	LTHT EA-ES	PFSP
2020	Rose City Park	0.574	Assistant - Educational	Assistant - ES Education	EA Gr K-1	PFSP
2020	Rose City Park	0.366	Assistant - Educational	Assistant - ES Education	LTHT EA Gr K-2	PFSP
2021	Rose City Park	0.052	Assistant - Educational	Assistant - ES Education	LTHT EA Biling Vietnamese	PFSP
2021	Sabin	0.75	Assistant - Educational	Assistant - ES Education	EA LA	PFSP
2023	Sabin	0.276	Assistant - Educational	Assistant - ES Education	EA-ES	PFSP
2020	Skyline	0.45	Assistant - Educational	Assistant - ES Education	LTHT EA-K8	PFSP
2022	Skyline	0.5	Assistant - Educational	Assistant - ES Education	EA-K8	PFSP
2022	Skyline	0.2	Assistant - Educational	Assistant - ES Education	LTHT EA-K8	PFSP
2023	Skyline	0.5	Assistant - Educational	Assistant - ES Education	EA-K8	PFSP
2020	Stephenson	1.752	Assistant - Educational	Assistant - ES Education	LTHT EA-ES	PFSP
2023	Sunnyside Environmer	0.5	Assistant - Educational	Assistant - ES Education	EA	PFSP
2020	Grant	0.5	Assistant - Educational	Assistant - HS Education	Study Hall Monitor	PFSP
2022	Beaumont	0.438	Assistant - Educational	Assistant - MS Education	EA-ESL MS Bilingual Spanish	PFSP
2023	Beaumont	0.36	Assistant - Educational	Assistant - MS Education	EA AVID	PFSP
2020	Gray	0.036	Assistant - Educational	Assistant - MS Education	LTHT EA MS Lunch	PFSP
2020	Sellwood	0.5	Assistant - Educational	Assistant - MS Education	EA-MS	PFSP
2022	Sellwood	0.5	Assistant - Educational	Assistant - MS Education	EA-MS	PFSP
2023	Sellwood	0.75	Assistant - Educational	Assistant - MS Education	EA-MS	PFSP
2022	Abernethy	0.5	Specialist - Learning	Specialist - Learning	Instructional Specialist-ES	PAT
2023	Abernethy	0.5	Specialist - Learning	Specialist - Learning	Instructional Specialist-ES	PAT
2022	Bridlemile	0.5	Specialist - Learning	Specialist - Learning	Instructional Specialist-ES	PAT

<b>Fiscal Year</b>	<b>School</b>	<b>FTE</b>	<b>Category</b>	<b>Subcategory</b>	<b>Position</b>	<b>Bargaining Unit</b>
2023	Bridlemile	0.5	Specialist - Learning	Specialist - Learning	Instructional Specialist-ES	PAT
2022	Duniway	0.5	Specialist - Learning	Specialist - Learning	Instructional Specialist-ES	PAT
2023	Rieke	0.3	Specialist - Learning	Specialist - Learning	Instructional Specialist-ES	PAT
2023	ACCESS	0.13	Specialist - Learning	Specialist - Media/Technolo	Media Specialist-K8	PAT
2022	Alameda	0.25	Specialist - Learning	Specialist - Media/Technolo	Media Specialist-ES	PAT
2023	Alameda	0.25	Specialist - Learning	Specialist - Media/Technolo	Media Specialist-ES	PAT
2022	Buckman	0.17	Specialist - Learning	Specialist - Media/Technolo	Media Specialist-ES	PAT
2023	Buckman	0.09	Specialist - Learning	Specialist - Media/Technolo	Media Specialist-ES	PAT
2020	Duniway	0.05	Specialist - Learning	Specialist - Media/Technolo	Media Specialist-ES	PAT
2021	Duniway	0.1	Specialist - Learning	Specialist - Media/Technolo	Media Specialist-ES	PAT
2022	Duniway	0.05	Specialist - Learning	Specialist - Media/Technolo	Media Specialist-ES	PAT
2023	Irvington	0.25	Specialist - Learning	Specialist - Media/Technolo	Media Specialist-ES	PAT
2023	Skyline	0.2	Specialist - Learning	Specialist - Media/Technolo	Media Specialist-K8	PAT
2021	Stephenson	0.25	Specialist - Learning	Specialist - Media/Technolo	Media Specialist-ES	PAT
2022	Stephenson	0.25	Specialist - Learning	Specialist - Media/Technolo	Media Specialist-ES	PAT
2023	Stephenson	0.25	Specialist - Learning	Specialist - Media/Technolo	Media Specialist-ES	PAT
2020	West Sylvan	0.75	Specialist - Learning	Specialist - Media/Technolo	Media Specialist-MS	PAT
2020	Beach	0.3	Specialist - Learning	Teacher - Reading	Instr Spec- ES Reading	PAT
2020	Glencoe	0.5	Specialist - Learning	Teacher - Reading	Teacher Reading	PAT
2021	Glencoe	0.5	Specialist - Learning	Teacher - Reading	Teacher Reading	PAT
2023	Glencoe	0.5	Specialist - Learning	Teacher - Reading	Teacher Reading	PAT
2021	Gray	0.05	Specialist - Learning	Teacher - Reading	Instructional Spec-MS	PAT
2023	Rose City Park	0.2	Specialist - Learning	Teacher - Reading	Teacher Reading	PAT
2020	Sunnyside Environmer	0.13	Specialist - Learning	Teacher - Specialist	Teacher Hourly Intervention	PAT
2023	ACCESS	0.2	Support - Administrative/Offi	Assistant - Administrative	School Admin Assistant II-K	PFSP
2023	Ainsworth	0.3	Support - Administrative/Offi	Assistant - Administrative	School Admin Asst II-ES	PFSP
2022	Bridlemile	0.5	Support - Administrative/Offi	Assistant - Administrative	School Admin Asst II-ES	PFSP
2023	Bridlemile	0.25	Support - Administrative/Offi	Assistant - Administrative	School Admin Asst II-ES	PFSP
2023	Buckman	1.00	Support - Administrative/Offi	Assistant - Administrative	School Admin Assistant II-E	PFSP
2022	Capitol Hill	0.5	Support - Administrative/Offi	Assistant - Administrative	School Admin Asst II-ES	PFSP

<b>Fiscal Year</b>	<b>School</b>	<b>FTE</b>	<b>Category</b>	<b>Subcategory</b>	<b>Position</b>	<b>Bargaining Unit</b>
2023	Duniway	0.25	Support - Administrative/Offi	Assistant - Administrative	School Admin Assistant III-	PFSP
2022	Glencoe	0.25	Support - Administrative/Offi	Assistant - Administrative	School Admin Assistant III-	PFSP
2023	Glencoe	0.25	Support - Administrative/Offi	Assistant - Administrative	School Admin Assistant III-	PFSP
2022	Gray	0.2	Support - Administrative/Offi	Assistant - Administrative	School Admin Assistant III-	PFSP
2023	Gray	0.42	Support - Administrative/Offi	Assistant - Administrative	School Admin Assistant III-	PFSP
2023	Richmond	0.2	Support - Administrative/Offi	Assistant - Administrative	School Admin Assistant III-	PFSP
2022	Sabin	0.25	Support - Administrative/Offi	Assistant - Administrative	School Admin Assistant III-	PFSP
2022	West Sylvan	0.25	Support - Administrative/Offi	Assistant - Administrative	School Admin Assistant III-	PFSP
2023	West Sylvan	0.25	Support - Administrative/Offi	Assistant - Administrative	School Admin Assistant III-	PFSP
2020	Beaumont	0.45	Support - Administrative/Offi	Support - Administrative	Library Asst/MediaCoord	PFSP
2020	Beverly Cleary	0.3	Support - Administrative/Offi	Support - Administrative	Library Assistant	PFSP
2021	Beverly Cleary	0.3	Support - Administrative/Offi	Support - Administrative	Library Assistant	PFSP
2022	Lincoln	0.6	Support - Administrative/Offi	Support - Administrative	Library Assistant	PFSP
2020	Sunnyside Environmer	0.45	Support - Administrative/Offi	Support - Administrative	LTHT Book Clerk	PFSP
2021	Sunnyside Environmer	0.426	Support - Administrative/Offi	Support - Administrative	LTHT Book Clerk	PFSP
2021	Abernethy	0.5	Support - Administrative/Offi	Support - Secretary	School Secretary-ES	PFSP
2021	Abernethy	0.416	Support - Administrative/Offi	Support - Secretary	Principal's Secretary-ES	PFSP
2021	Buckman	0.1	Support - Administrative/Offi	Support - Secretary	School Secretary-ES	PFSP
2020	Glencoe	0.25	Support - Administrative/Offi	Support - Secretary	School Secretary-ES	PFSP
2021	Glencoe	0.25	Support - Administrative/Offi	Support - Secretary	School Secretary-ES	PFSP
2020	Ida B. Wells-Barnett	0.37	Support - Administrative/Offi	Support - Secretary	LTHT School Secretary-HS	PFSP
2020	Irvington	0.5	Support - Administrative/Offi	Support - Secretary	School Secretary-ES	PFSP
2021	Irvington	0.5	Support - Administrative/Offi	Support - Secretary	Temp School Secretary-ES	PFSP
2020	Maplewood	0.5	Support - Administrative/Offi	Support - Secretary	School Secretary-ES	PFSP
2021	Maplewood	0.5	Support - Administrative/Offi	Support - Secretary	School Secretary-ES	PFSP
2020	Sabin	0.5	Support - Administrative/Offi	Support - Secretary	School Secretary-ES	PFSP
2020	Sellwood	0.5	Support - Administrative/Offi	Support - Secretary	School Secretary-MS	PFSP
2020	Sunnyside Environmer	0.45	Support - Administrative/Offi	Support - Secretary	LTHT School Secretary-K8	PFSP
2021	Sunnyside Environmer	0.4	Support - Administrative/Offi	Support - Secretary	School Secretary-K8	PFSP
2022	Sunnyside Environmer	0.16	Support - Administrative/Offi	Support - Secretary	LTHT School Secretary-K8	PFSP

<b>Fiscal Year</b>	<b>School</b>	<b>FTE</b>	<b>Category</b>	<b>Subcategory</b>	<b>Position</b>	<b>Bargaining Unit</b>
2023	Sunnyside Environmer	0.45	Support - Administrative/Offi	Support - Secretary	Secretary-School	PFSP
2020	Winterhaven	0.1	Support - Administrative/Offi	Support - Secretary	School Secretary-K8	PFSP
2022	Woodstock	0.4	Support - Administrative/Offi	Support - Secretary	LTHT School Secretary	PFSP
2020	Rieke	0.4	Support - Learning	Specialist - Media/Technolo	Instr Technology Asst	PFSP
2021	Rieke	0.4	Support - Learning	Specialist - Media/Technolo	Instr Technology Asst	PFSP
2022	Rieke	0.4	Support - Learning	Specialist - Media/Technolo	Instr Technology Asst	PFSP
2023	Rieke	0.4	Support - Learning	Specialist - Media/Technolo	Instr Technology Asst	PFSP
2020	da Vinci	0.2	Support - Learning	Support - Arts Education	Fine Arts Music Accompst	Non-Represented
2021	da Vinci	0.4	Support - Learning	Support - Arts Education	Fine Arts Music Accompst	Non-Represented
2022	da Vinci	0.4	Support - Learning	Support - Arts Education	Fine Arts Music Accompst	Non-Represented
2023	da Vinci	0.4	Support - Learning	Support - Arts Education	Fine Arts Music Accompst	Non-Represented
2020	Duniway	0.1	Support - Student Services	Counselor	Counselor-ES	PAT
2022	Laurelhurst	0.6	Support - Student Services	Counselor	Counselor-K8	PAT
2022	Llewellyn	0.5	Support - Student Services	Counselor	Counselor-ES	PAT
2020	Cleveland	0.34	Support - Student Services	Social Worker	Social Worker	PAT
2021	Beaumont	0.5	Support - Student Services	Therapeutic Intervention Co	Therapeutic Intervention Co	PFSP
2020	Buckman	0.938	Support - Student Services	Therapeutic Intervention Co	Therapeutic Intervention Co	PFSP
2020	Ainsworth	0.5	Teacher	Teacher - Arts Education	Teacher Music	PAT
2020	Alameda	0.25	Teacher	Teacher - Arts Education	Teacher Art	PAT
2021	Alameda	0.25	Teacher	Teacher - Arts Education	Teacher Art	PAT
2020	Beaumont	0.5	Teacher	Teacher - Arts Education	Teacher Music	PAT
2020	Capitol Hill	0.2	Teacher	Teacher - Arts Education	Teacher Art	PAT
2020	da Vinci	0.5	Teacher	Teacher - Arts Education	Teacher Dance	PAT
2022	da Vinci	0.25	Teacher	Teacher - Arts Education	Teacher Dance	PAT
2023	da Vinci	0.25	Teacher	Teacher - Arts Education	Teacher Dance	PAT
2021	Ida B. Wells-Barnett	0.167	Teacher	Teacher - Arts Education	Teacher Art	PAT
2023	Irvington	0.05	Teacher	Teacher - Arts Education	Teacher Art	PAT
2023	Llewellyn	0.2	Teacher	Teacher - Arts Education	Teacher Dance/Movement	PAT
2020	Sabin	0.05	Teacher	Teacher - Arts Education	Teacher Gr 4-5 Art/PE	PAT
2020	Vernon	0.25	Teacher	Teacher - Arts Education	Teacher Music	PAT

<b>Fiscal Year</b>	<b>School</b>	<b>FTE</b>	<b>Category</b>	<b>Subcategory</b>	<b>Position</b>	<b>Bargaining Unit</b>
2021	Vernon	0.3	Teacher	Teacher - Arts Education	Teacher Music	PAT
2022	West Sylvan	0.25	Teacher	Teacher - Arts Education	Teacher Music/AVID	PAT
2023	West Sylvan	0.5	Teacher	Teacher - Arts Education	Teacher Music	PAT
2022	ACCESS	0.25	Teacher	Teacher - Elective	Teacher Spanish	PAT
2020	Cleveland	0.33	Teacher	Teacher - Elective	Teacher French	PAT
2020	Cleveland	0.333	Teacher	Teacher - Elective	Teacher Health	PAT
2021	Cleveland	0.125	Teacher	Teacher - Elective	Teacher Culinary Arts-CTE	PAT
2022	Cleveland	0.16	Teacher	Teacher - Elective	Teacher Business CTE	PAT
2022	Cleveland	0.167	Teacher	Teacher - Elective	Teacher CTE Graphic Design	PAT
2022	Cleveland	0.25	Teacher	Teacher - Elective	Teacher Culinary Arts-CTE	PAT
2023	Cleveland	0.333	Teacher	Teacher - Elective	Teacher Business CTE	PAT
2020	Grant	0.132	Teacher	Teacher - Elective	Teacher Bus Mktg CTE	PAT
2022	Grant	0.167	Teacher	Teacher - Elective	Teacher Japanese	PAT
2022	Ida B. Wells-Barnett	0.5	Teacher	Teacher - Elective	Teacher Bus Marketing CTE	PAT
2023	Ida B. Wells-Barnett	0.23	Teacher	Teacher - Elective	Teacher Health Occup -CTE	PAT
2020	Lincoln	1.00	Teacher	Teacher - Elective	Teacher Spanish	PAT
2020	Lincoln	0.333	Teacher	Teacher - Elective	Teacher Health	PAT
2021	Lincoln	1.00	Teacher	Teacher - Elective	Teacher Spanish	PAT
2020	Metro. Learning Center	0.25	Teacher	Teacher - Elective	Teacher Gr 9-12 Adv Math/A	PAT
2021	Sellwood	0.25	Teacher	Teacher - Elective	Teacher French/Technology	PAT
2022	Sellwood	0.25	Teacher	Teacher - Elective	Teacher French/Technology	PAT
2023	Sellwood	0.25	Teacher	Teacher - Elective	Teacher French/Technology	PAT
2020	Abernethy	0.25	Teacher	Teacher - Homeroom	Teacher Gr 4	PAT
2020	Abernethy	1.00	Teacher	Teacher - Homeroom	Teacher Gr 5	PAT
2020	Abernethy	1.00	Teacher	Teacher - Homeroom	Teacher Gr K	PAT
2021	Abernethy	1.00	Teacher	Teacher - Homeroom	Teacher Gr 3	PAT
2021	Abernethy	0.5	Teacher	Teacher - Homeroom	Teacher Gr 4	PAT
2020	ACCESS	0.35	Teacher	Teacher - Homeroom	Teacher Gr 3	PAT
2020	Ainsworth	1.00	Teacher	Teacher - Homeroom	Teacher Gr 4	PAT
2020	Ainsworth	0.5	Teacher	Teacher - Homeroom	Teacher Gr 4 Spanish Imm	PAT

<b>Fiscal Year</b>	<b>School</b>	<b>FTE</b>	<b>Category</b>	<b>Subcategory</b>	<b>Position</b>	<b>Bargaining Unit</b>
2021	Ainsworth	1.00	Teacher	Teacher - Homeroom	Teacher Gr 2 Spanish Imm	PAT
2021	Ainsworth	0.91	Teacher	Teacher - Homeroom	Teacher Gr 4	PAT
2020	Alameda	0.25	Teacher	Teacher - Homeroom	Teacher Gr 3	PAT
2021	Alameda	0.25	Teacher	Teacher - Homeroom	Teacher Gr 3	PAT
2020	Atkinson	0.25	Teacher	Teacher - Homeroom	Teacher Gr 4-5	PAT
2020	Bridlemile	0.5	Teacher	Teacher - Homeroom	Teacher Gr 1	PAT
2021	Bridlemile	1.00	Teacher	Teacher - Homeroom	Teacher Gr 1	PAT
2023	Buckman	0.5	Teacher	Teacher - Homeroom	Teacher Gr 3	PAT
2020	Chapman	1.00	Teacher	Teacher - Homeroom	Teacher Gr 5	PAT
2020	Duniway	1.00	Teacher	Teacher - Homeroom	Teacher Gr 1	PAT
2023	Duniway	1.00	Teacher	Teacher - Homeroom	Teacher Gr K	PAT
2020	Forest Park	0.5	Teacher	Teacher - Homeroom	Teacher Gr 1	PAT
2020	Maplewood	0.25	Teacher	Teacher - Homeroom	Teacher Gr 3	PAT
2021	Maplewood	0.05	Teacher	Teacher - Homeroom	Teacher Gr 3	PAT
2020	Richmond	1.00	Teacher	Teacher - Homeroom	Teacher Gr 3	PAT
2020	Richmond	0.5	Teacher	Teacher - Homeroom	Teacher Gr 4	PAT
2021	Richmond	1.00	Teacher	Teacher - Homeroom	Teacher Gr 3	PAT
2022	Richmond	1.00	Teacher	Teacher - Homeroom	Teacher Gr 3 Japanese Imm	PAT
2023	Richmond	1.00	Teacher	Teacher - Homeroom	Teacher Gr 3 Japanese Imm	PAT
2020	Sabin	0.5	Teacher	Teacher - Homeroom	Teacher Gr 2	PAT
2021	Sabin	0.125	Teacher	Teacher - Homeroom	Teacher Gr 2	PAT
2023	Vernon	0.13	Teacher	Teacher - Homeroom	Teacher Gr 1	PAT
2020	ACCESS	0.1	Teacher	Teacher - Physical Educatio	Teacher Gr 1-5 PE	PAT
2021	Buckman	0.09	Teacher	Teacher - Physical Educatio	Teacher PE	PAT
2021	Duniway	0.2	Teacher	Teacher - Physical Educatio	Teacher PE	PAT
2022	Duniway	0.2	Teacher	Teacher - Physical Educatio	Teacher PE	PAT
2020	Rieke	0.25	Teacher	Teacher - Physical Educatio	Teacher PE	PAT
2020	Skyline	0.638	Teacher	Teacher - Physical Educatio	Teacher PE	PAT
2021	Skyline	0.638	Teacher	Teacher - Physical Educatio	Teacher PE	PAT
2020	Beverly Cleary	0.75	Teacher	Teacher - Secondary Core	Teacher Gr 7 Math	PAT

<b>Fiscal Year</b>	<b>School</b>	<b>FTE</b>	<b>Category</b>	<b>Subcategory</b>	<b>Position</b>	<b>Bargaining Unit</b>
2021	Beverly Cleary	0.5	Teacher	Teacher - Secondary Core	Teacher Gr 7 Math	PAT
2023	Beverly Cleary	0.5	Teacher	Teacher - Secondary Core	Teacher Gr 6-7 Math	PAT
2021	Cleveland	0.128	Teacher	Teacher - Secondary Core	Teacher Physics/Intg Sci/A	PAT
2020	Grant	0.184	Teacher	Teacher - Secondary Core	Teacher LA	PAT
2020	Ida B. Wells-Barnett	0.833	Teacher	Teacher - Secondary Core	Teacher LA/Instruct Spec	PAT
2020	Ida B. Wells-Barnett	0.27	Teacher	Teacher - Secondary Core	Teacher Chemistry	PAT
2020	Laurelhurst	0.6	Teacher	Teacher - Secondary Core	Teacher Gr 7-8 SS	PAT
2020	Lincoln	0.23	Teacher	Teacher - Secondary Core	Teacher LA	PAT
2020	Lincoln	1.00	Teacher	Teacher - Secondary Core	Teacher Adv Math	PAT
2020	Lincoln	1.00	Teacher	Teacher - Secondary Core	Teacher Physics/AVID	PAT
2021	Lincoln	0.146	Teacher	Teacher - Secondary Core	Teacher Adv Math/AVID	PAT
2021	Lincoln	1.00	Teacher	Teacher - Secondary Core	Teacher Physics	PAT
2022	Lincoln	0.292	Teacher	Teacher - Secondary Core	Teacher Adv Math/AVID	PAT
2022	Lincoln	0.75	Teacher	Teacher - Secondary Core	Teacher Physics	PAT
2023	Lincoln	1.00	Teacher	Teacher - Secondary Core	Teacher Adv Math/AVID	PAT
2023	Lincoln	0.913	Teacher	Teacher - Secondary Core	Teacher Physics	PAT
2021	West Sylvan	0.25	Teacher	Teacher - Secondary Core	Teacher Science	PAT
2021	West Sylvan	0.5	Teacher	Teacher - Secondary Core	Teacher LA/SS	PAT
2022	Bridlemile	0.5	Teacher	Teacher - Specialist	Teacher Gr 1-5 Technology	PAT
2022	Vernon	0.3	Teacher	Teacher - Specialist	Teacher Coord/Gr 6 SS	PAT