

Board of Education Regular Meeting  
Monday, September 8, 2014 8:15 PM

Board Room  
1301 Centennial Avenue  
Utica, NE 68456-0187

## **Agenda**

1. MEETING CALL TO ORDER
  1. Reading of Public Meeting Notice
    1. Open Meetings Act
  2. Roll Call
  3. Consent Agenda
    1. Additions/Deletions and Agenda Approval
    2. Consider Minutes of Previous Meeting(s) and Their Approval
    3. Consider Current Bills and Their Approval
    4. Consider Activity Accounts and Treasurer's Report
    5. Excuse Wayne Heine's Absence
  4. Introduction of Guests; Invite Comments
2. OLD BUSINESS
3. NEW BUSINESS
  1. CONSIDER ADOPTION OF THE 2014-2015 BUDGETS
  2. CONSIDER APPROVAL OF THE 2014-2015 TAX REQUEST RESOLUTION
  3. RECEIVE INFORMATION OF ACT RESULTS
  4. REVIEW CURRENT ENROLLMENT
  5. NATIONAL SCHOOL BOARDS ASSOCIATION CONFERENCE
  6. CONSIDER APPROVAL OF SUBSTITUTE TEACHERS
  7. DISCUSSION ON CONSTRUCTION PROCESS
  8. BOARD MEMBER REPORTS
  9. ADMINISTRATOR'S REPORTS
4. ADJOURN

# CENTENNIAL PUBLIC SCHOOL

1301 Centennial Avenue  
P.O. Box 187  
Utica, NE 68456-0187  
402-534-2321  
FAX 402-534-2291

Tim DeWaard  
Superintendent  
402-534-2291

Colin Bargaen  
Secondary Principal

Dean Davis  
Activities Director

Megan Hammer  
Elementary Principal

Bob Fish  
Counselor

John McClarnen  
Special Services

CENTENNIAL BOARD OF EDUCATION

REGULAR MEETING

August 11, 2014

Notice of meeting was published in York News Times on July 30, 2014.

Meeting was called to order at 8:00 p.m. with all board members present. Administrators present were Mr. DeWaard, Mr. Bargaen and Mrs. Hammer. Guests were Jason Richters and John McClarnen.

In lieu of dissent, the consent agenda was accepted as presented.

Mr. DeWaard announced the NASB Area Membership Meeting will be held in York on September 3rd beginning at 5:00p.m. with a dinner to follow.

Transportation report to be moved to the October meeting.

Principals presented the teacher assignments for 2014-15 school year.

Mr. Bargaen presented the update of extra duty assignments for the 2014-15 school year.

The board tentatively set August 27<sup>th</sup> at 8:00 p.m. for the next Budget Worksession.

Heard Board Member reports

Heard Administrator's report.

Meeting adjourned at 9:12 p.m.

Mike Hahn, Secretary  
Centennial Board of Education

MH:mr

# CENTENNIAL PUBLIC SCHOOL

1301 Centennial Avenue  
P.O. Box 187  
Utica, NE 68456-0187  
402-534-2321  
FAX 402-534-2291

Tim DeWaard  
Superintendent  
402-534-2291

Colin Borgen  
Secondary Principal

Dean Davis  
Activities Director

Megan Hammer  
Elementary Principal

Bob Fish  
Counselor

John McClarnen  
Special Services

## CENTENNIAL BOARD OF EDUCATION Special Meeting August 27, 2014

Notice of special meeting was published in the York News Times on August 8, 2014.

Meeting was called to order at 8:01 p.m. with all board members present. Administrator present was Mr. DeWaard.

Motion made by Heine, seconded by Hahn, to approve payment of current bills. Members polled: Avery, for; Cast, for; Hahn, for; Heine, for; Paxson, for; Tonniges, for. Motion carried 6-0.

A budget work session was held.

Motion made by Tonniges, seconded by Avery, to change the activity bus driver pay to \$22.00 per hour drive time and \$8.00 per hour sit time with a \$50 out of school district trip minimum. Members polled: Avery, for; Cast, for; Hahn, for; Heine, for; Paxson, for; Tonniges, for. Motion carried 6-0.

Meeting adjourned at 9:54 p.m.

Mike Hahn, Secretary  
Centennial Board of Education

MH:mr

## Board Report for Newspaper

SEPTEMBER 2014

<u>Vendor Name</u>	<u>Vendor Description</u>	<u>Amount</u>
ALL STAR AUTO GLASS OF COLUMBUS	REPAIRS	803.66
AMAZON.COM	TEXTBOOKS	80.27
AMPLIFY EDUCATION, INC	SOFTWARE	3,054.50
ARAMARK	SUPPLIES	497.88
AUTO VALUE PARTS STORES	PARTS/SUPPLIES	1,481.45
BEAVER HARDWARE	PARTS	97.80
BLICK ART MATERIALS	SUPPLIES	836.60
BREITKREUTZ, JESSICA	REIMBURSEMENT	19.04
BRONCO SPUR	SUPPLIES	126.50
CALLOWAY HOUSE INC	SUPPLIES/AV MATERIAL	27.94
CAPITOL ONE COMMERCIAL	SUPPLIES	599.30
CENGAGE LEARNING	SUPPLIES	319.00
CENTENNIAL ACTIVITY FUND	DISTRICT REIMBURSEMENT	20,104.01
CENTRAL NEBRASKA REHABILITATION SERVICES	PHYSICAL THERAPY	2,116.32
CENTRAL VALLEY AG	FUEL	3,434.86
CORNHUSKER INT. TRUCKS INC	EQUIP/MAIN	134.47
DAVID CITY PUBLIC SCHOOLS	PSYCH SERVICES	4,219.57
DEMCO INC	SUPPLIES	21.85
EAI EDUCATION	SUPPLIES	17.50
EDUCATIONAL INNOVATIONS	SUPPLIES/EQUIPMENT	17.85
EGAN SUPPLY CO	SUPPLIES	985.35
ESU #6	CONTRACTED SERVICES/SUPPLIES	3,150.00
FEHLHAFFER, KELLY	REIMBURSEMENT	66.08
FOLEY, KRISTIN	REIMBURSEMENT	83.02
FORESTRY SUPPLIERS	SUPPLIES	868.05
GOVCONNECTION, INC	COMPUTER EQUIPMENT	420.33
HAMMETT, SHERI	CONTRACTED SERVICES	1,255.24
HARDING & SHULTZ, P.C.	LEGAL SERVICE	1,027.34
HENRY, SHANNON	CONTRACTED SERVICES	4,096.97
J.W. PEPPER & SON, INC	SHEET MUSIC	651.40
JONES SCHOOL SUPPLY	AWARDS	294.00
K-LOG, INC.	SERVICES	2,260.70
KENWORTH OF LINCOLN	EQUIPMENT	7,385.35
KONICA MINOLTA	SERVICES	706.71
LIFELINE AUDIO VIDEO TECHNOLOGIES	SUPPLIES	220.00
MATHESON TRI-GAS INC	SUPPLIES	141.49
MCGRAW-HILL SCHOOL EDUCATION	TEXTBOOKS	369.77
NANTKES, JENNIFER	CONTRACTED SERVICES	192.69
NASB	FEES	490.00
NATIONAL ART & SCHOOL SUPPLIES, INC	SUPPLIES	689.70
NATIONAL SCHOOL BOARDS ASSOC	DUES/FEES	975.00
NDE EARLY CHILDHOOD TRAINING CENTER	BOOKS	80.00
NE ASSOC OF TEACHERS OF MATHEMATICS	DUES	100.00

**Board Report for Newspaper**

SEPTEMBER 2014

<u>Vendor Name</u>	<u>Vendor Description</u>	<u>Amount</u>	
NE COUNCIL OF SCHOOL ADMIN	FEES	75.00	
NEBRASKA CENTRAL EQUIPMENT, INC	SUPPLIES	464.01	
NEBRASKA LABOR LAW POSTER SERVICE	SUPPLIES	67.25	
PAC N SAVE	FOOD/SUPPLIES	1,005.23	
PAYFLEX	FEES	158.40	
PIONEER PUB CO	SUPPLIES	287.32	
PITSCO	SUPPLIES	447.90	
PLANK ROAD PUBLISHING	SUPPLIES	215.21	
POTTER REPAIR	REPAIRS	1,867.61	
PRESTO-X CO	EXT FEE	100.74	
QUILL CORPORATION	SUPPLIES/EQUIP	77.02	
RICKERT, BENJAMIN	REIMBURSEMENT	65.00	
SECURITY BENEFIT	RETIREMENT	156,093.37	
SEWARD COUNTY PPD	ELECTRICITY	8,934.39	
SMILE MAKERS	SUPPLIES	57.92	
SOURCEGAS	FUEL	585.62	
SPEEDSKIN, LLC	SUPPLIES	238.51	
SPORTS EXPRESS	SUPPLIES	60.00	
TRUCK CENTER COMPANIES	PARTS	825.30	
UTICA BODY & PAINT	REPAIRS	100.00	
VERIZON WIRELESS	CELL PHONE	79.23	
VILLAGE OF UTICA	WATER/SEWER	1,252.09	
WALMART COMMUNITY/RFCSLLC	SUPPLIES	45.33	
YORK GENERAL HOSPITAL	SERVICES	10.00	
YORK NEWS TIMES	ADV/PRINTING	1,140.42	
			<b>Fund Total: 238,772.43</b>
			<b>Checking Account Total: 238,772.43</b>

**BUILDING FUND**

Americom	1,307.10
Cheever's	519,321.99
Cheever's	487,025.80
<b>Total</b>	<b>\$1,007,654.89</b>

**CENTENNIAL ELEMENTARY ACTIVITY ACCOUNT**

Aug-14

ACCOUNT	May-14 BALANCE	RECEIPTS	DISBURSEMENTS	Aug-14 BALANCE
BOOKS	\$194.60			\$194.60
BOXTOPS	\$2,703.03			\$2,703.03
PICTURES	-\$338.33	\$1,800.00		\$1,461.67
GENERAL	\$1,898.59	\$565.90	\$245.00	\$2,219.49
BACKPACK	\$12,577.74	\$6,000.00		\$18,577.74
READING CLASSIC				
<b>TOTAL</b>	<b>\$17,035.63</b>	<b>\$8,365.90</b>	<b>\$245.00</b>	<b>\$25,156.53</b>

Elementary Activity Bank Balance: \$25,156.53

Outstanding Checks:

Balance: \$25,156.53

Elementary Activity Savings Account	\$2,948.36
Interest on Activity Savings Account	\$1.47
Other	
<b>Total in Savings:</b>	<b>\$2,949.83</b>

August 31, 2014

	Aug. 1 Balance	Received	Expenditures	Sept. 1 Balance
ART	\$4.09			\$4.09
ATHLETICS	\$111.12	\$1,843.05	\$32,556.97	-\$30,602.80
BAND TRIP	\$748.25			\$748.25
BOOSTER CLUB	\$2,080.00		\$2,080.00	\$0.00
BOYS BASKETBALL	\$1,136.69		\$73.64	\$1,063.05
BRONCO STORE	\$1,629.28	\$396.60		\$2,025.88
C CLUB	\$419.02			\$419.02
CLASS '14	\$1,115.46			\$1,115.46
CLASS '15	\$1,389.40			\$1,389.40
CLASS '17	\$1,505.09			\$1,505.09
CLASS '13	\$0.00			\$0.00
CLASS '16	\$2,606.33			\$2,606.33
CONCESSIONS	\$28,381.22		\$2,219.88	\$26,161.34
CONC. MAN.	\$0.00			\$0.00
CROSS COUNTRY	\$118.80			\$118.80
DANCE TEAM	\$1,776.24			\$1,776.24
DIST. EVENTS	\$6,956.00			\$6,956.00
DRAMA	\$7,696.27			\$7,696.27
FBLA	\$617.38		\$150.00	\$467.38
FCA	-\$39.95			-\$39.95
FCCLA	\$1,479.29			\$1,479.29
FOOTBALL	\$172.10	\$7,020.00	\$254.27	\$6,937.83
FFA	\$8,966.13	\$2,291.86	\$448.65	\$10,809.34
GENERAL	\$6,945.82	\$57,902.85	\$56,213.29	\$8,635.38
GIRLS BASKETBALL	-\$40.33			-\$40.33
GOLF	-\$37.86			-\$37.86
INSTR.	-\$865.64			-\$865.64
JH GIRLS B-BALL	\$2,076.00			\$2,076.00
JH YEARBOOK	\$434.73			\$434.73
LIBRARY	\$181.47			\$181.47
MAT GIRL	\$579.73			\$579.73
NAT. HONOR	\$40.10			\$40.10
ONE ACT	-\$25.54			-\$25.54
SCIENCE	\$390.81			\$390.81
SHOP/TECH	\$2,066.68			\$2,066.68
SHOW CHOIR	-\$214.86		\$150.00	-\$364.86
SOFTBALL	\$483.61	\$2,249.00	\$542.00	\$2,190.61
SPANISH CLUB	\$91.42			\$91.42
SPEECH	-\$382.14			-\$382.14
ST. COUN.	\$1,112.40		\$804.30	\$308.10
STUDENT FEES	\$0.00			\$0.00
TRACK	\$28.96			\$28.96
VOCAL	-\$2,160.75	\$222.11	\$324.00	-\$2,262.64
VOLLEYBALL	\$940.47	\$234.00	\$835.60	\$338.87
WRESTLING	\$1,513.24			\$1,513.24
WT. ROOM	\$92.66			\$92.66
YEARBOOK	-\$16,134.85		\$2,471.69	-\$18,606.54
	\$65,984.34	\$72,159.47	\$99,124.29	\$39,019.52
CENTENNIAL BANK BALANCE				\$46,006.98
OUTSTANDING CHECKS				\$7,299.06
OUTSTANDING DEPOSITS				\$311.60
Total				\$39,019.52

## Year To Date

	Sept. 1, 2013 Balance	Received	Expenditures	YTD Balance
ART	\$139.09	\$0.00	\$135.00	\$4.09
ATHLETICS	-\$13,812.97	\$84,113.23	\$100,903.06	-\$30,602.80
BAND TRIP	\$14,394.35	\$35,921.79	\$49,567.89	\$748.25
BOOSTER CLUB	\$0.00	\$14,244.97	\$14,244.97	\$0.00
BOYS BASKETBALL	\$529.20	\$8,348.78	\$7,814.93	\$1,063.05
BRONCO STORE	\$654.32	\$5,922.06	\$4,550.50	\$2,025.88
C CLUB	\$419.02	\$0.00	\$0.00	\$419.02
CLASS '14	\$2,678.86	\$851.08	\$2,414.48	\$1,115.46
CLASS '15	\$2,238.51	\$3,976.76	\$4,825.87	\$1,389.40
CLASS '17	\$0.00	\$5,070.06	\$3,564.97	\$1,505.09
CLASS '13	\$169.95	\$0.00	\$169.95	\$0.00
CLASS '16	\$614.05	\$4,989.34	\$2,997.06	\$2,606.33
CONCESSIONS	\$27,799.51	\$40,201.09	\$41,839.26	\$26,161.34
CONC. MAN,	\$0.00	\$2,772.81	\$2,772.81	\$0.00
CROSS COUNTRY	\$50.30	\$645.00	\$576.50	\$118.80
DANCE TEAM	\$1,776.24	\$0.00	\$0.00	\$1,776.24
DIST. EVENTS	\$2,751.76	\$14,392.00	\$10,187.76	\$6,956.00
DRAMA	\$7,865.81	\$3,621.70	\$3,791.24	\$7,696.27
FBLA	-\$173.25	\$13,757.33	\$13,116.70	\$467.38
FCA	-\$39.95	\$0.00	\$0.00	-\$39.95
FCCLA	-\$364.77	\$5,930.34	\$4,086.28	\$1,479.29
FOOTBALL	\$7,871.42	\$8,921.00	\$9,854.59	\$6,937.83
FFA	\$8,122.03	\$28,803.57	\$26,116.26	\$10,809.34
GENERAL	\$7,164.25	\$814,782.45	\$813,311.32	\$8,635.38
GIRLS BASKETBALL	\$80.38	\$2,007.82	\$2,128.53	-\$40.33
GOLF	-\$37.86	\$0.00	\$0.00	-\$37.86
INSTR.	-\$927.14	\$3,698.98	\$3,637.48	-\$865.64
JH GIRLS B-BALL	\$0.00	\$5,721.00	\$3,645.00	\$2,076.00
JH YEARBOOK	\$647.64	\$657.00	\$869.91	\$434.73
LIBRARY	\$211.30	\$110.43	\$140.26	\$181.47
MAT GIRL	\$487.23	\$1,192.50	\$1,100.00	\$579.73
NAT. HONOR	\$40.10	\$0.00	\$0.00	\$40.10
ONE ACT	-\$25.54	\$0.00	\$0.00	-\$25.54
SCIENCE	\$390.81	\$0.00	\$0.00	\$390.81
SHOP/TECH	\$1,826.68	\$240.00	\$0.00	\$2,066.68
SHOW CHOIR	-\$1,746.47	\$3,341.88	\$1,960.27	-\$364.86
SOFTBALL	\$2,168.70	\$3,249.00	\$3,227.09	\$2,190.61
SPANISH CLUB	\$0.01	\$4,502.83	\$4,411.42	\$91.42
SPEECH	-\$29.47	\$0.00	\$352.67	-\$382.14
ST. COUN.	\$2,382.07	\$6,812.91	\$8,886.88	\$308.10
STUDENT FEES	\$0.00	\$0.00	\$0.00	\$0.00
TRACK	\$404.24	\$1,952.24	\$2,327.52	\$28.96
VOCAL	-\$2,467.14	\$2,383.32	\$2,178.82	-\$2,262.64
VOLLEYBALL	-\$225.94	\$2,498.89	\$1,934.08	\$338.87
WRESTLING	\$172.29	\$9,060.00	\$7,719.05	\$1,513.24
WT. ROOM	\$92.66	\$0.00	\$0.00	\$92.66
YEARBOOK	-\$6,259.08	\$5,241.00	\$17,588.46	-\$18,606.54
	\$68,033.20	\$1,149,935.16	\$1,178,948.84	\$39,019.52

Total

\$39,019.52

September 2014  
August 2014 Bank Statement

CENTENNIAL PUBLIC SCHOOL INVESTMENTS

FUND	BANK	TYPE OF INVESTMENT	INT. RATE AMOUNT	INT. REC
Lunch Fund	First Bank of Utica	Checking 180000	Total \$17,131.99	
Depreciation Fund	Farmers & Merchants	MMA 436 949	Total \$94,575.05	\$11.27
Unemployment Ins.	Cornerstone Bank Cornerstone Bank	Certificate 66245 MMA 81190	Total \$53,115.60 \$11,880.38	\$1.14
2013 Bond	Cornerstone Bank	Construction Fund	\$3,819,708.79	
Building Fund	First Bank of Utica	Checking 18 064 6 Qualified Cap Bond 180554	Total \$517,835.47 \$14,061.68	\$220.10 \$1.79
General Fund	Farmers & Merchants Farmers & Merchants First Bank of Utica First Bank of Utica Cornerstone Bank Cornerstone Bank Cornerstone Bank York State, Gresham York State, Gresham York State, Gresham First Bank of Utica	MMA 436 436 CD 71455 24mo 19 mo 2-2016 MMA 18 065 3 General Acct CD16282 MMA 300079871 CD 16634 24mo 02/17/2015 CD 71241 16 mo 4/15/15 MMA 1027291 CD 5204 CD 5215 PayFlex Acct	Total \$92,536.73 \$121,804.87 \$119,676.33 \$103,374.34 \$121,735.59 \$56,172.37 \$130,019.94 \$130,100.05 \$55,466.04 \$189,289.25 \$128,387.70 \$15,866.19	\$11.03   \$43.88 \$137.92 \$5.39 \$229.00  \$6.35 \$282.99
	First Bank of Utica	Checking 180505	Total \$828,185.61	\$183.03
		Total Invested All Accounts Combined	<u>\$2,801,215.18</u>	

Total amount invested at Farmers & Merchants . . . . . \$428,592.98  
 Total amount invested at First Bank of Utica . . . . . \$1,618,190.87  
 Total amount invested at Cornerstone Bank, Waco . . . . . \$381,288.34  
 Total amount invested at York State, Gresham . . . . . \$373,142.99  
 Total Invested \$2,801,215.18

**2014/2015 TAX REQUEST RESOLUTION  
FOR  
SEWARD COUNTY SCHOOL DISTRICT 80-0567**

WHEREAS, public notice was given at least five days in advance of a Special Public Hearing called for the purpose of discussing and approving or modifying the District's Tax Requests for the 2014/2015 school fiscal year for the General Fund, Bond Fund, and Special Building Fund of Seward County School District 80-0567; and,

WHEREAS, such Special Public Hearing was held before the Board of Education (hereinafter "the Board") of Seward County School District 80-0567 (hereinafter "the District") at the time, date, and place announced in the notice published in a newspaper of general circulation, a copy of which notice and proof of publication of which is attached hereto as Exhibit A, all as required by law; and,

WHEREAS, the Board provided an opportunity to receive comment, information and evidence from persons in attendance at such Special Hearing; and,

WHEREAS, the Board, after having reviewed the District's Tax Requests for each said fund, and after public consideration of the matter, has determined that the Final Tax Requests as listed below are necessary in order to carry out the functions of the District, as determined by the Board for the 2014/2015 school fiscal year.

NOW BE IT THEREFORE RESOLVED that (1) the Tax Request for the General Fund should be, and hereby is set at \$5,778,418.06; (2) the Tax Request for the Bond Fund should be, and hereby is set at \$909,000; and (3) the Tax Request for the Special Building Fund should be, and hereby is set at \$505,000.

It is so moved by \_\_\_\_\_ and seconded by \_\_\_\_\_ this 8th day of September, 2014.

Roll Call vote as follows:

Mark Avery	YES NO
Jodi Cast	YES NO
Mike Hahn	YES NO
Wayne Heine	YES NO
Larry Paxson	YES NO
Doug Tonniges	YES NO

The undersigned herewith certifies, as Secretary of the Board of Education of Seward County School District 80-0567, that the above Resolution was duly adopted by a majority of said Board at a duly constituted public meeting of said Board.

---

Mike Hahn, Secretary



College Readiness Letter for:  
CENTENNIAL SCHOOL DIST 67R

August 20, 2014  
Code: 287572

SUPERINTENDENT  
CENTENNIAL SCHOOL DIST 67R  
PO BOX 187  
UTICA, NE 68456



385600220



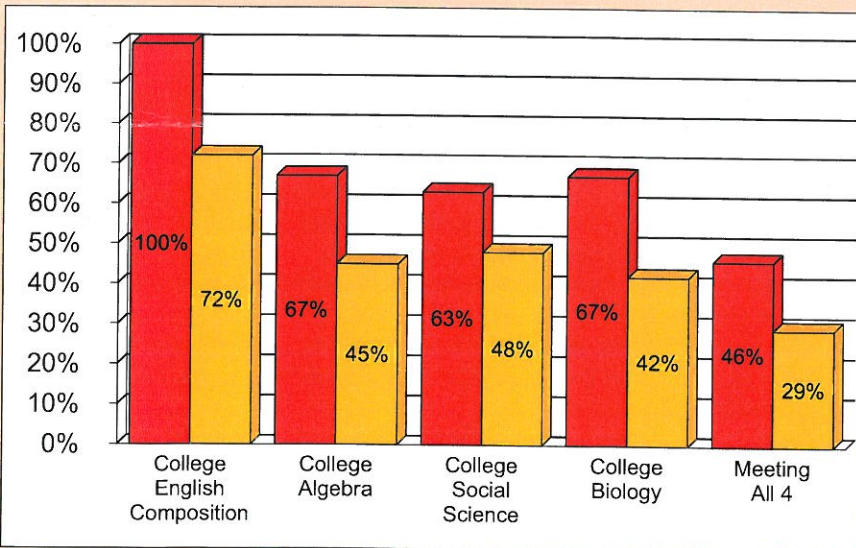
011062110

This report reflects the achievement of your graduates on the ACT over time and an indication of the extent to which they are prepared for college-level work. The ACT consists of curriculum-based tests of educational development in English, mathematics, reading, and science designed to measure the skills needed for success in first year college coursework. Table 1 shows the five-year trend of your ACT-tested graduates. Beginning with the 2013 Graduating Class, all students whose scores are college reportable, both standard and extended time tests, are now included in this report.

**Table 1: Five Year Trends - Average ACT Scores**

Grad Year	Total Tested		English		Mathematics		Reading		Science		Composite	
	District	State	District	State	District	State	District	State	District	State	District	State
2010	31	16,172	23.6	21.8	23.1	21.6	22.2	22.4	21.9	22.0	22.7	22.1
2011	28	16,461	22.0	21.8	22.7	21.7	21.0	22.3	21.2	22.0	21.9	22.1
2012	29	16,581	23.3	21.8	23.2	21.7	22.8	22.3	22.4	21.9	23.1	22.0
2013	20	17,745	21.7	21.1	22.9	21.1	22.1	21.8	21.1	21.5	22.0	21.5
2014	24	17,768	25.1	21.3	23.8	21.1	23.7	22.0	23.8	21.7	24.3	21.7

**Figure 1. Percent of ACT-Tested Students Ready for College-Level Coursework**



**Are Your Students Ready for College?**

While students will pursue a variety of paths after high school, all students should be prepared for college and work. Through collaborative research with postsecondary institutions nationwide, ACT has established the following as college readiness benchmark scores for designated college courses:

- \* English Composition: 18 on ACT English Test
- \* Algebra: 22 on ACT Mathematics Test
- \* Social Science: 22 on ACT Reading Test
- \* Biology: 23 on ACT Science Test

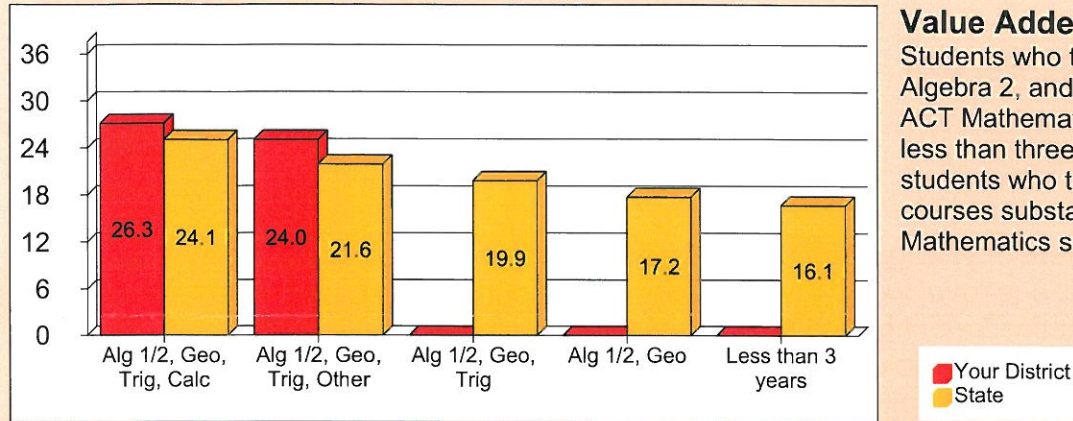
A benchmark score is the minimum score needed on an ACT subject-area test to indicate a 50% chance of obtaining a B or higher or about a 75% chance of obtaining a C or higher in the corresponding credit-bearing college courses.

A High School College Readiness Letter has been sent to the Principal of each high school with at least one ACT-tested graduate.

## College Readiness Letter for: CENTENNIAL SCHOOL DIST 67R

ACT Research has shown that it is the rigor of coursework - rather than simply the number of core courses - that has the greatest impact on ACT performance and college readiness. Figures 2 and 3 report the value added by increasingly rigorous coursework in mathematics and science respectively.

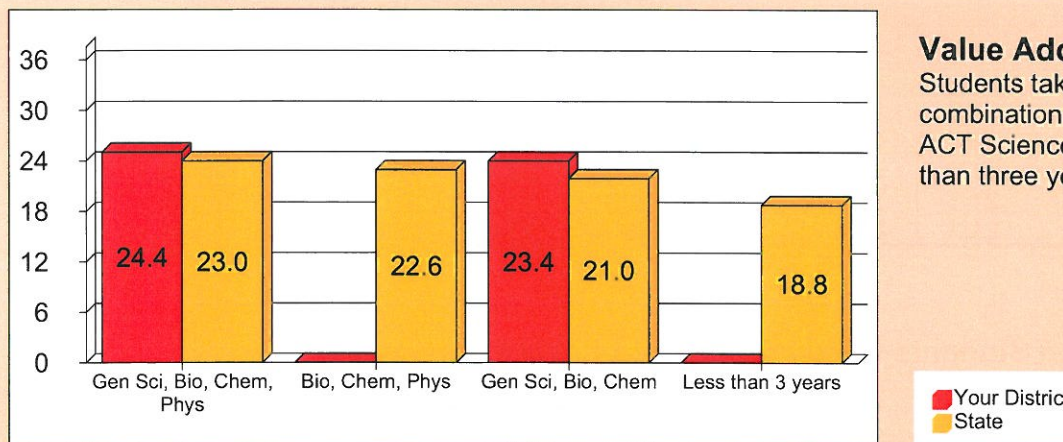
**Figure 2. Average ACT Mathematics Scores by Course Sequence**



### Value Added by Mathematics Courses

Students who take a minimum of Algebra 1, Algebra 2, and Geometry typically achieve higher ACT Mathematics scores than students who take less than three years of mathematics. In addition, students who take more advanced mathematics courses substantially increase their ACT Mathematics score.

**Figure 3. Average ACT Science Scores by Course Sequence**



### Value Added by Science Courses

Students taking Biology and Chemistry in combination with Physics typically achieve higher ACT Science scores than students taking less than three years of science courses.

In order to ensure that all students are ready for college and work, an overview of vital action steps is provided.

#### College Readiness for All: An Action Plan for Schools and Districts

1. **Create a Common Focus.** Establish collaborative partnerships with local and state postsecondary institutions to come to a shared understanding of what students need to know for college and workplace readiness. Use ACT's College Readiness Standards and the ACT as a common language to define readiness.
2. **Establish High Expectations for All.** Create a school culture that identifies and communicates the need for all students to meet or exceed College Readiness Benchmark Scores.
3. **Require a Rigorous Curriculum.** Review and evaluate the rigor and alignment of courses offered and required in your school in English, mathematics, and science to ensure that the foundational skills leading to readiness for college-level work are taught, reaffirmed, and articulated across courses.
4. **Provide Student Counseling.** Engage all students in early college and career awareness, help them to set high aspirations, and ensure that they plan a rigorous high school coursework program.
5. **Measure and Evaluate Progress.** Monitor and measure every student's progress early and often using college readiness assessments like EXPLORE, PLAN and the ACT. Make timely interventions with those students who are not making adequate progress in meeting college readiness standards.

To learn more about these recommended action steps and ACT programs that will help improve college readiness for your students, contact ACT Customer Service at 319-337-1309 or [customerservices@act.org](mailto:customerservices@act.org).

**Secondary Principal's Report**  
**September 8, 2014**

1. **Safety Update:** Bus evacuation and fire drills have been performed and are current...
2. **New Staff Update...**
3. **P/T Conferences:** Conferences are scheduled for 9/24 & 10/1...
4. **School year is off to a good start & Bronco Week is this week...**

## SUPERINTENDENT'S REPORT

September 8, 2014

1. Congratulations to everyone for reaching new Levels in the NASB Awards for Achievement at the NASB Area Membership Meeting.
2. It's time to start planning for the NASB State Conference in Omaha. Pre-conference sessions will be held on Wednesday, November 19<sup>th</sup> while the conference runs on Thursday and Friday, November 20<sup>th</sup> & 21<sup>st</sup>. Room reservations cannot be made until you are registered for the conference. Registration opens on September 9<sup>th</sup> and room reservations may be placed at 10:00 a.m. September 22<sup>nd</sup>. Please try to clear your calendars to make this conference. It is one of the best conferences of the year.
3. Labor Relations Conference will be held on Wednesday, September 10<sup>th</sup> and Thursday, September 11<sup>th</sup>. Wayne and I are registered to attend on Thursday.
4. We are renting a Gator for this fall, since the practice football field is quite a distance away from the school. It has worked well to carry equipment and could be used to take an injured player back to the school. We will see how useful it is and then discuss whether purchasing something similar would be beneficial.



## **Board of Education Meeting**

### Special Education Summary

September 8, 2014

#### I. Centennial Certified Staff – Birth to 21 Services

- Alex Anstine, Elementary Special Education
- Barb Barth, Secondary Special Education
- Jan DeWaard, School Psychologist
- Kelly Fehlhafer, Speech-Language Pathologist
- \*Sherri Hammett, Teacher of the Hearing Impaired
- \*Margo Hardy, Physical Therapist
- Shannon Henry, Behavior Interventionist
- Nikki Klanecky, Transition and Life Skills
- \*Jenn Nantkes, Teacher of the Visually Impaired
- \*Libby Paro, Occupational Therapist
- Heather Riley, Preschool
- Hillary Sander, Elementary Special Education
- Cam Scholl, Secondary Special Education

\*Contracted Staff

#### II. Verified Special Education Students (District)

- 80 Total
- 2 Birth – 3 children
- Most Prevalent Verifications
  - Speech-Language Impaired – 23
  - Specific Learning Disability – 18
  - Developmental Delay – 13

#### III. Initial Goal - Inclusion and Identifying the Least Restrictive Environment

- Case manager targets each child/student's specific goals and objectives
- Collaborate with classroom teachers to provide accommodations, as needed
- Paraeducators assigned to provide student assistance within the general education and special education classrooms
- Focus on communicating and collaborating with staff on each student's academic and social goals
- Student Assistance Team involvement with at-risk students

ELEMENTARY PRINCIPAL'S REPORT  
September 8, 2014

1. Back-to-School Picnic & Open House.....
2. Youth Frontiers Kindness Retreat
3. Parent-Teacher Conferences
4. Student Council (Gr. 4-6)