

IRVING INDEPENDENT SCHOOL DISTRICT

Regular - BOARD OF TRUSTEES  
7:00 PM

Irving ISD Board Room  
2621 West Airport Freeway  
Irving, TX 75062  
Monday, May 19, 2025

**A G E N D A**

**I. CALL TO ORDER FOR 7:00 P.M. REGULAR BOARD MEETING**

**II. FIRST ORDER OF BUSINESS**

- A. Announcement by the Chairperson Whether a Quorum is Present, and that the Meeting has been Duly Called, and that Notice of the Meeting has been Posted in Accordance with the Texas Open Meetings Act. Texas Government Code Chapter 551.
- B. Invocation - Deacon James Baird - Holy Family of Nazareth Catholic Church
- C. Pledge of Allegiance to the American and Texas Flags Presented by Lively ES
- D. Recognition of the Teacher of the Month - Jacquelyne Sallee, 5th Grade ESL Teacher, Brandenburg ES 5
- E. Recognition of the Employee of the Month - Lodoiska Rodriguez, Instructional Aide, Gilbert ES 6
- F. Recognition of the Guest Educator of the Month - Davie Holmes, Guest Educator, Nominated by MacArthur HS 7
- G. Special Recognition
  - 1. Recognition of the Irving ISD Basketball and Track and Field Special Olympians for the 2024-2025 School Year (L. Castillo/ R. Taylor/ S. Moore/ R. McGregor) 8
  - 2. Recognition of the Irving Student Robotics Teams from Brandenburg ES, J. Haley ES, Lively ES, Townley ES, and Lamar MS (L. Castillo/ J. Tiggeman/ S. Huber/ E. O'Connor) 12
  - 3. Recognition of 2024–2025 Participants in Irving ISD's Leaders Excelling & Advancing Performance (LEAP) Program (J.C. Martinez/ K. Gilleland) 14
  - 4. Recognition of Magda A. Hernandez Institute of Wellness and Professional Learning Outstanding Project Award Winner (F. Natividad/ D. Galindo) 15

5.	Recognition of Letter of Appreciation from All Pro Dad (F. Natividad/ L. Payne)	16
6.	Recognition of Texas Art Education Association's State Competition Winners (A. Gomez/ G. Lawrence)	17
7.	Recognition of Career and Technical Education Career and Technical Student Organization (CTSO) Students Advancing to Future Farmers of America (FAA) State Competition and SkillsUSA National Competition (A. Gomez/ Z. Moore)	18
8.	Recognition of 2025 TEPSA Student Leadership Award Recipient (A. Gomez)	19
H. Announcements		
1.	Administration	
	a. Superintendent Announcement(s)	
2.	Board of Trustees	
	a. Individual Trustee Report on IISD Student Activity/Event	
I.	Public Comment - Individuals Wishing to Address the Board on Agenda Items.	

### III. **ACTION ITEMS**

A. Consider Approval of Consent Agenda Items:		
1.	Consider Approval of Minutes of April 14, 2025 Board Meeting (M. Hernandez)	20
2.	Consider Approval of Financial Statement for March 2025 (A.D. Jenkins)	26
3.	Consider Approval of Resolution and Order No. 24-25-02 Authorizing May Amendment to the 2024-2025 Budget (A.D. Jenkins)	55
4.	Consider Approval of the Supplements to the Irving ISD Tax Rolls (A.D. Jenkins)	64
5.	Consider Approval of Submission to the Texas Education Agency Low Attendance Day Waiver (A. Gomez)	125
6.	Consider Approval of the Purchase of Texas Bluebonnet Learning Math and Carnegie Learning Texas Math Solution Grades 6-8 (L. Castillo/ J. Pilgrim)	134
7.	Consider Approval of an Amendment to the 2025-2026 Certification of Provision of Instructional Materials Survey (L. Castillo/ J. Boone)	138

8. Consider Approval of the Final Guaranteed Maximum Price for the New Baby University - North (F. Natividad/ J. Pilgrim/ M. Zakhary)	192
9. Consider Acceptance of Gifts and Donations to the District (F. Natividad)	195
B. Consider and Take Possible Action Regarding the Non-Renewal of the Chapter 21 Contract of Shelley Steele (J.C. Martinez/ J. Acosta)	198

IV. **OTHER BUSINESS**

A. Written Reports

1. Division Reports

a. Business Services 199

- Total Tax Collections
- Payroll
- Investment Earnings

b. Support Services 203

- Monthly Maintenance Work Order Summary Report for April (A. Smith/ G. Garcia)

c. Human Resources

V. **EXECUTIVE SESSION** - The Board may Recess the Open Meeting and Reconvene in a Closed Meeting Pursuant to the Following Sections of the Texas Government Code and as Authorized by Sections 551.071-551.076 and 551.082-551.084 Therefore of

A. Section 551.071 - To Seek the Advice of the Board's Attorney About:

1. Pending or Contemplated Litigation, Settlement Offer, or Matter Under Investigation.
2. A Matter in Which the Professional Duty of the Attorney to the Board Conflicts with the Applicable Provisions of the Texas Open Meetings Act.

B. Section 551.072 - To Deliberate the Purchase, Exchange, Sale, Lease or Value of Real Property if such Deliberation in Open Session Would have a Detrimental Effect on the Board's Position in Negotiations with a Third Party.

C. Section 551.074 - To Deliberate the Appointment, Employment, Resignation, Evaluation, Reassignment, Proposed Nonrenewals, Termination, Duties, Discipline, or Dismissal of a Public Officer or Employee; or to Hear a Complaint or Charge Against an Officer or Employee.

1. Non-renewal hearing for Shelley Steele
2. Consider and Deliberate Regarding the Non-Renewal of the Chapter 21 Contract of Shelley Steele.

VI. **RECONVENE** from Closed Meeting for Action Relative to Items Covered in Such Meeting.

- A. Consider and Take Possible Action Regarding the Non-Renewal of the Chapter 21 Contract of Shelley Steele.
- B. Consider Action by the Board Related to Pending or Contemplated Litigation, Settlement Offer, or Matter Under Investigation.
- C. Public Comments - Individuals Wishing to Address the Board or Make Comments Regarding Issues Not on the Agenda will be Heard at this Time.

VII. **ADJOURNMENT**

VIII. Consider

**SPECIAL RECOGNITION**  
**May 19, 2025**

**TEACHER OF THE MONTH**  
**May 2025**

We are thrilled to announce Ms. Jacquelyn Sallee as the May Teacher of the Month.

Her dedication to students shines through in everything she does. She consistently fosters a supportive and engaging classroom environment where students feel valued and motivated to learn. Her ability to build strong relationships with her students not only enhances their academic experience but also significantly contributes to their overall well-being.

One of Ms. Sallee's most admirable qualities is her unwavering positive attitude, regardless of the situation or challenge she faces. Whether navigating a difficult lesson plan, addressing unexpected classroom issues, or managing the complexities of daily school life, Ms. Sallee approaches each challenge with optimism and resilience. Her positivity is not only inspiring but also sets a powerful example for both students and colleagues, demonstrating that a constructive attitude can transform obstacles into opportunities for growth.

In addition to her passion for teaching, Ms. Sallee exemplifies professionalism and reliability. She maintains excellent attendance and is always well-organized, ensuring that her classroom runs smoothly and efficiently. Her meticulous planning and preparation reflect her commitment to providing the best possible education for her students. Her exceptional contributions to our school community and her unwavering dedication to her students make her a truly outstanding educator.

Congratulations, Ms. Jacquelyn Sallee, on being named Irving ISD's May Teacher of the Month!

**SPECIAL RECOGNITION  
May 19, 2025**

**EMPLOYEE OF THE MONTH  
May 2025**

Gilbert Elementary is honored to nominate Ms. Lodoiska Rodriguez for Employee of the Month for the month of May. Ms. Rodriguez embodies dedication, leadership, and commitment, making her an invaluable asset to our school district.

Ms. Rodriguez sets an exemplary standard for her colleagues with her punctuality and professionalism. She is often one of the first to arrive, ready to tackle the day's challenges with enthusiasm. Her willingness to assist with any task, no matter how big or small, showcases her selflessness and team spirit. Whether it's administrative work, supporting classroom activities, or stepping in for cafeteria duty, Ms. Rodriguez does it all with a smile. Her flexibility and adaptability make her the go-to person for any need that arises.

Ms. Rodriguez also mentors new employees, guiding them through their transition into our school district. She leads by example, demonstrating what it means to be a dedicated and caring professional. Her mentorship has helped new staff members feel welcomed and supported, fostering a positive and collaborative work environment.

In addition to her many responsibilities, Ms. Rodriguez's leadership and commitment to excellence have made her a role model for others. She consistently goes above and beyond, ensuring that both her colleagues and students feel valued and supported. For these reasons and more, we wholeheartedly recommend her for Employee of the Month.

Congratulations, Ms. Lodoiska Rodriguez, on being named Irving ISD's May Employee of the Month!

**SPECIAL RECOGNITION**  
**May 19, 2025**

**GUEST EDUCATOR OF THE MONTH**  
**May 2025**

It is with great pleasure that we announce Mr. Davie Holmes as the Guest Educator of the Month.

Mr. Holmes exemplifies dedication, professionalism, and care in the classroom. He consistently shows kindness to students while maintaining high expectations and a deep respect for instructional time. When teachers see that Mr. Holmes has accepted their job requests, they are confident that their students will remain focused, supported, and reminded of their academic goals.

He goes above and beyond what is expected of a guest educator, always willing to step in wherever needed and never hesitating to lend a hand. At the start of the year, he played a crucial role in distributing ID badges and technology while also covering classes. In every setting, he creates a positive, structured environment that promotes learning and student success. Mr. Holmes actively assists students with their assignments and fosters a classroom culture that reflects the values of our campus.

Mr. Holmes has made a lasting impression on our campus, demonstrating a commitment that extends beyond the classroom. His dedication is particularly inspiring because he travels from Waxahachie, often turning down closer opportunities just to be with us. This kind of loyalty and passion speaks volumes. He has shared that he prefers our campus and looks forward to being here, and we can honestly say the feeling is mutual.

Mr. Holmes is not just a reliable substitute; he is a valued member of the Cardinal family and a truly deserving recipient of the Guest Educator of the Month award.

Congratulations, Mr. Davie Holmes, on being named Irving ISD's May Guest Educator of the Month!



**SPECIAL RECOGNITION**

May 19, 2025

**TOPIC:** Recognition of the Irving ISD Basketball and Track and Field Special Olympians for the 2024-2025 School Year

**SUBMITTED BY:** Rachel Taylor, Director of Special Education, Shantia Moore, Special Education Coordinator, and Ronequia McGregor, Special Education Coordinator

**BACKGROUND:** Throughout February, March, and April, Irving ISD took great pride in participating in the Special Olympics Basketball events in Plano, as well as the Track and Field events held in Carrollton and Ennis. Four middle schools collaborated with three high schools to help Irving ISD achieve remarkable success. We extend our heartfelt gratitude to Bonnie Cruz, along with the coaches, volunteers, and parents, whose unwavering commitment and dedication empowered our Special Olympians to demonstrate remarkable determination and perseverance, enabling them to achieve their personal bests. The following high schools and middle schools competed in the Special Olympic Basketball and Track and Field events:

Additional Agenda Sheets Attached: X Yes  No

### Irving High School

Coach: Nilda Mascorro

Athletes: Gloria Ramirez, Janielis Lopez, Jarielis Lopez, Sergio Lemus, Alexis Vargas, Angela Dominguez, Fabian Cruz, Ezequiel Amaya, Luis Figueroa, Christopher Mondragon, Daniel Fernandez

Medals: 21 Gold, 13 Silver, 9 Bronze, 10 - 4th place ribbons (Irving Basketball Team - 2 Bronze medals)

### MacArthur High School

Coach: Christine Ferguson

Athletes: Joanna Lopez, Greg Marquez, Valerie Vazquez, Zaida Mendez Roblesgil, Theodore Islas, Carlos Montoya, Esmeralda Calvillo

Medals: 7 Gold, 4 Silver, 3 Bronze, 5 - 4th place ribbons, 1 - 5th place ribbon

### Nimitz High School

The students at Nimitz High School successfully improved their personal record in the 4 x100 relay, reducing their time from 1.05 minutes last year to an impressive 1.02 minutes.

Coach: Lala Alvarado

Athletes: Mia Ramon, Josephina Acosta, Samantha Garcia, Zoe Brantley, Kylie Brown, Ruby Luna, Alexandra Cardenas, Yusleidy Rodriguez, Vanessa Treminio, Anthony Alfaro, Christopher Sanchez, Brenden Pelham, David Ramirez, Michael Alvarado, Jayden Mendoza Perla, Edwin Contreras, Allen Lopez, Jeremiah Greely, Sebastian Meraz-Elizondo, Emma Celis

Medals: 21 Gold, 22 Silver, 18 Bronze, 9 - 4th place ribbons, 4 - 5th place ribbons (Nimitz Basketball Team - 2 Silver medals)

Bowie Middle School

Coach: Jill Littleton

Athletes: Milagros Mejia, Celeste Prudencio, Kendra Dones

Medals: 4 Gold, 1 Silver, 2 Bronze, 1 - 4th place ribbon

De Zavala Middle School

Coach: Derek Stallworth

Athletes: Allison Garcia

Medals: 2 Gold, 2 Silver

Lamar Middle School

Coach: Imani Forte

Athletes: Austin Rose, Jesus Hernandez

Medals: 1 Gold, 2 Silver, 5 Bronze

Travis Middle School:

Coach: Jessica Barton

Athletes: Kayra Benitez, Mathew Martin

Medals: 1 Gold, 3 Silver, 1 - 5th place ribbon

Austin Middle School

Coach: Ashley Tennell

Athletes: Saidee Mejia, Fernanda Saldana, Genesis Murrillo

Medals: 1 Gold, 3 Silver, 2 - 4th place ribbons

Total Medals Summary:

- Gold: 58
- Silver: 46
- Bronze: 45
- 4th Place Ribbons: 27
- 5th Place Ribbons: 6

Grand Total Medals and Ribbons: 149 medals and 33 ribbons

**SPECIAL RECOGNITION**

May 19, 2025

**TOPIC:** Recognition of the Irving Student Robotics Teams from Brandenburg ES, J. Haley ES, Lively ES, Townley ES, and Lamar MS

**SUBMITTED BY:** Dr. Lisa Castillo, Chief Learning Officer, James Tiggeman, Director of STEM & Innovation, Sylvia Huber, Digital Learning Coordinator, Erin O'Connor, STEM & Innovation Specialist

**BACKGROUND:** The Sphero Global Challenge is a dynamic competition that incorporates creativity, innovation, problem solving and encourages students to find the joy in learning. In this competition, students had to solve multiple challenges using coding, engineering, artistic design, collaboration and communication skills. Out of over 500 teams from 10 different countries only 50 qualified for the Global challenge. Of those 50 teams, 5 were from Irving!

Participating teams

Additional Agenda Sheets Attached: X Yes  No

RVR Rover Competition Portal Through Time

1<sup>ST</sup> – J Haley IQ Athletes – **3<sup>rd</sup> place at Globals!**

2<sup>nd</sup> Lively Robotics Eagles – **6<sup>th</sup> place at Globals!**

3<sup>rd</sup> Townley Tech – **5<sup>th</sup> place at Globals!**

1<sup>st</sup> – Lamar Lions (Middle School) – **7<sup>th</sup> place at Globals!**

Indi Car Jurassic Journey (Kinder)

1<sup>st</sup> Brandenburg Elementary at Regionals – **3<sup>rd</sup> PLACE at Globals!**

Bolt Competition Time Travel Odyssey (Elementary)

1<sup>st</sup> J Haley Olympic Bulldogs

2<sup>nd</sup> Townley Super Bolts



**SPECIAL RECOGNITION**  
**May 19, 2025**

**TOPIC:** Recognition of 2024-2025 Participants in Irving ISD’s Leaders Excelling & Advancing Performance (LEAP) Program

**SUBMITTED BY:** Katie Gilleland, Senior Executive Director of HR & Employee Services

**BACKGROUND:** Leaders Excelling & Advancing Performance (LEAP) is a leadership opportunity that was created in the Fall of 2018 as a “grow your own” leadership pathway for all Irving ISD employees. The program prepares Irving ISD educators to increase their impact across a wide variety of campus and district leadership roles, ultimately establishing a robustly competitive pipeline of qualified leaders. LEAP also equips participants to take the actions necessary for enhancing staff retention and improving student outcomes. Their year-long study in leadership development, growth, and proven results began with a rigorous Summer Institute last summer, and ended last week with individual Capstone Project presentations made to a variety of audiences that included the Superintendent, members of the Cabinet, as well as various members of District administration.

Irving ISD congratulates the 2024-2025 cohort of the LEAP program for an outstanding job in each leader’s successful completion of the program as it goes into its eighth year of implementation.

Additional Agenda Sheets Attached:  Yes  No



**SPECIAL RECOGNITION**  
**May 19, 2025**

**TOPIC: Recognition of Magda A. Hernandez Institute of Wellness and Professional Learning Outstanding Project Award Winner**

**SUBMITTED BY:** Dorian Galindo, Chief of Staff

**BACKGROUND:** We are proud to recognize the Magda A. Hernandez Institute of Wellness and Professional Learning for receiving the Outstanding Project Award in LEARNING BY DESIGN magazine's Spring 2025 Educational Facilities Design Awards Showcase. This prestigious national honor celebrates the Institute's innovative and intentional design that fosters well-being, professional learning, and collaboration for both staff and students. Selected as a model of excellence, the Institute exemplifies how thoughtful facility design can elevate educational experiences and outcomes. This recognition is a testament to the visionary leadership of Superintendent Magda A. Hernandez, the strategic partnership with WRA Architects, and the district's unwavering commitment to nurturing a thriving culture of care and learning.



**SPECIAL RECOGNITION  
5/19/2025**

**TOPIC: Recognition of Letter of Appreciation from All Pro Dad**

**SUBMITTED BY: Liesl Payne, Executive Director of Adult Learning, Employee Wellness and Community Engagement**

**Background:** Irving ISD has been selected to receive a formal Letter of Appreciation from All Pro Dad and Family First, in recognition of the district’s exceptional commitment to father engagement. The framed letter will be presented to Superintendent Magda Hernández at the May Board Meeting by Dion Brugger, All Pro Dad School Chapter Specialist.

This honor reflects the vision and leadership of Superintendent Hernández, who has made meaningful family engagement a districtwide priority. Under her direction, every campus in Irving ISD has implemented the All Pro Dad program—an unprecedented achievement that sets our district apart as a statewide and national model for intentional and inclusive father involvement.

Participation in All Pro Dad continues to grow each year, strengthening family-school partnerships and creating positive, lasting impacts on students across the district. Superintendent Hernández’s unwavering commitment to building community through connection, care, and consistency has placed Irving ISD at the forefront of family engagement efforts in education.

We are proud to recognize her leadership with this Letter of Appreciation, and we remain dedicated to advancing her charge to make every campus a place where families feel welcomed, valued, and involved.



**SPECIAL RECOGNITION**  
May 19, 2025

**TOPIC: Recognition of Texas Art Education Association's State Competition  
Winners**

**SUBMITTED BY: Gayla Lawrence, Director of Visual Arts**

**BACKGROUND:** TEAM is the Texas Art Educators Association's state-wide art competition for elementary students and Jr. VASE is the middle school visual arts state level competition. This year Irving ISD has a combined total of four state level art winners.



**Special Recognition  
May 19, 2025**

**TOPIC: Recognition of Career and Technical Education and Technical Student Organization (CTSO) Students Advancing to Future Farmers of America (FFA) State Competition and SkillsUSA National Competition**

**SUBMITTED BY: Zach Moore, Director of Career and Technical Education**

**BACKGROUND: Recognition of Career and Technical Education Career and Technical Student Organization students advancing to Future Farmers of America State Competition and SkillsUSA National Competition.**



**Special Recognition  
May 19, 2025**

**TOPIC: Recognition of 2025 TEPSA Student Leadership Award Recipient**

**SUBMITTED BY: Ahna Gomez, Chief of Schools**

**BACKGROUND: Texas Elementary Principals and Supervisors Association (TEPSA) established the *TEPSA Student Leadership Award* to honor outstanding student leadership teams and their impact on our school communities in the state of Texas. Barton Elementary met all the standards to receive this prestigious award.**

**IRVING INDEPENDENT SCHOOL DISTRICT  
WORK SESSION - BOARD OF TRUSTEES  
5:00 P.M.  
2621 W. Airport Freeway, Irving, Texas, 75062  
Monday, April 14, 2025**

Call to Order The work session was called to order by President Dr. Rosemary Robbins at 5:00 p.m.

**MEMBERS**

**PRESENT:** Dr. Rosemary Robbins, President  
AD Jenkins, Vice President  
Michael Kelley, Secretary  
Mary Richarte  
Lisa Lobb  
Randy Randle  
Nuzhat Hye

**ABSENT:**

**ALSO**

**PRESENT:** Magda Hernandez, Superintendent  
Fernando Natividad, Finance and Federal/State Programs  
Dorian Galindo, Chief of Staff  
Andre Smith, Chief of Administrative Services  
Wesley Nute, District General Counsel  
Dr. Juan Carlos Martinez, Deputy Superintendent  
Alvin McQuarters, Chief of Technology  
Ahna Gomez, Chief of Schools  
Dr. Lisa Castillo  
Katie Gilleland, Senior Executive Director of HR  
Rachel Carranza, Administrative Assistant to Chief of Schools  
Laura Marquez, Special Assistant to Deputy Superintendent of School Operations  
Litzzy Ambrocio, Executive Assistant to Superintendent & Board Members

**VISITORS:** None

Special  
Recognition

Discussion of  
Regular Board  
Meeting Agenda  
Matters

Receive Presentation of Monthly Campus Data Spotlight

Receive Updates on 6-8 Math Curriculum/Materials for the 2025-2026 School Year

Discussion took place on April 14, 2025, Regular Meeting Agenda matters

Executive Session

Go into Executive Session at 5:10 pm

- A. Section 551.071 - To seek the advice of the Board's attorney about:
  - 1. Pending or Contemplated Litigation, Settlement Offer, or Matter Under Investigation
  - 2. A Matter in Which the Professional Duty of the Attorney to the Board Conflicts with the Applicable Provisions of the Texas Open Meetings Act.
  
- B. Section 551.072 - To deliberate the purchase, exchange, sale, lease or value of real property if such deliberation in open session would have a detrimental effect on the Board's position in negotiations with a third party
  
- C. Section 551.074 - To deliberate the appointment, employment, resignation, evaluation, reassignment, proposed non-renewals, termination, duties, discipline, or dismissal of a public officer or employee; or to hear a complaint or charge against an officer or employee.

Adjournment

Reconvene into Open Session at 6:53 pm

The work session adjourned at 6:54 pm

**IRVING INDEPENDENT SCHOOL DISTRICT  
REGULAR MEETING – BOARD OF TRUSTEES  
7:00 P.M.  
2621 W. AIRPORT FREEWAY, IRVING, TEXAS, 75062  
Monday, April 14, 2025**

Call to Order  
Regular Meeting

The meeting was called to order by President Dr. Rosemary Robbins at 7:03 p.m. She announced that a quorum was present and that the meeting had been duly called, and that notice of the meeting had been posted in accordance with the Texas Open Meeting Act, Texas Government Code Chapter 551.

MEMBERS      Dr. Rosemary Robbins  
PRESENT:      A.D. Jenkins, Vice President  
                    Michael Kelley, Secretary  
                    Mary Richarte  
                    Lisa Lobb  
                    Randy Randle

ABSENT        Nuzhat Hye

ALSO            Magda Hernandez, Superintendent  
PRESENT:      Juan Carlos Martinez, Deputy Superintendent  
                    Fernando Natividad, Chief Financial Officer  
                    Dorian Galindo, Chief of Staff  
                    Andre Smith, Chief of Administrative Services  
                    Ahna Gomez, Chief of Schools  
                    Alvin McQuarters, Chief of Technology  
                    Katie Gilleland, Sr. Executive Director of HR  
                    Lisa Castillo, Chief Learning Officer  
                    Wesley Nute, District General Counsel  
                    Rachel Carranza Administrative Assistant to Chief of  
                    Schools  
                    Laura Marquez, Special Assistant to Deputy  
                    Superintendent  
                    Litzzy Ambrocio, Executive Assistant to Superintendent  
                    and Board of Trustees

VISITORS      None

Invocation was given by Pastor Robinson, New Beginning Worship Center. The pledges to the flags were led by Hanes ES.

Recognition of Teacher of the Month	Michael Kelley recognized – Sarah Mayorga, 1 <sup>st</sup> Grade, Stipes ES
Recognition of Employee of the Month	Nuzhat Hye recognized – Nubia Espinoza, Building Manager, Barton ES
Recognition of Guest Educator of the Month	Lisa Lobb recognized – Anna Mejia, Guest Educator, Nominated by Kinkeade ECS
Special Recognitions	<ol style="list-style-type: none"> <li>1. Recognition of Career and Technical Education CTSO Students Advancing to State Competitions – Technology Student Association (TSA), Future Health Professionals, (HOSA), Business Professionals of America (BPA)</li> <li>2. Recognition of Dell Scholars</li> <li>3. Recognition of Destination Imagination State-Qualifying Teams from Singley Academy, Lamar Middle School, and Stipes Elementary and Global Qualifying Teams from Singley Academy</li> <li>4. Recognition of Academic Decathlon State-Qualifying Teams from Irving High School, MacArthur High School and Nimitz High School</li> </ol>
Public Comments	None

1. Approval of Minutes of March 24, 2025 Board Meeting
2. Approval of Financial Statement for February 2025
3. Approval of Resolution and Oder No. 24-25-12 Authorizing April Amendment to the 2024-2025
4. Approval of the Supplements to the Irving ISD Tax Rolls
5. Approval of the 2025-2026 School Board Meeting Schedule
6. Approval of Resolution No. 24-25-05 for a 2025-2026 Employee Retention and Recruitment Initiative: Provision of Irving ISD Employee Wellness Days
7. Consideration and Adoption of Contingent Fee Legal Services Agreement with Thompson & Horton, LLP, Eiland & Bonnin, PC and O’Hanlon, Demerath & Castillo, PC
8. Consideration and Adoption of Resolution Approving Contingent Fee Legal Services Contract, Including Findings Needed for Submission of Contingent Fee Legal Services Agreement and Request for Expedited Review by the Texas Attorney General
9. Approval of Job Order Contracting Services for Interior & Exterior Renovations and Repair Projects at Various Campuses Pursuant to the 2023 Bond Program
10. Approval of the Final Guaranteed<sup>23</sup> Maximum Price (GMP) for the Construction of Secured Vestibules at Various Campuses

11. Approval of Order No. 24-25-01 Authorizing the Issuance from Time to Time of One or More Series of Irving Independent School District Unlimited Tax School Building Bonds
  12. Approval of Renewal of Award for Request for Proposal (RFP) No. 22-67-914 for the Purchase of Concrete Services
  13. Approval of the Purchase of Texas Bluebonnet Learning Spanish Pilot K-5 Reading Language Arts and Math Materials
  14. Approval of Award for Request for Proposal (RFP) No. 25-33-916 for the Purchase and Installation of Dishwashers at Various Campuses
  15. Approval of the Renewal of Award for Request for Proposal (RFP) No. 23-57-916 for the Purchase of Milk and Dairy Products
  16. Approval of Award for Request for Proposal (RFP) No. 25-31-883 for the Purchase of Career and Technical Education (CTE) Programs Services and Instructional Supplies
- B. Approval of Renewal or Probationary and Term Contracts of Employees  
Recommendation on Non-Renewal of Term Contract Employees at the End of the Contract Period
- C. Consider and Take Possible Action to Approve the Recommendation on Non-Renewal of Term Contract Employees at the End of the Contract Period
- D. Approval of the Renewal of Probationary and Term Contracts of Employment of Administrative Professional, Certified and Non-Certified Employees
- E. Consider and Take Possible Action to Approve the Recommendation to Terminate Probationary Contract Employees at the End of the Contract Period

***Trustee Randy Randle moved to approve the consent agenda items.***

***Trustee Mary Richarte seconded.***

***Motion passes 6-1, absent.***

***Trustee Lisa Lobb moved to approve Action Item B.***

***Trustee Richarte seconded.***

***Motion passes 6-1, absent.***

***Trustee Lisa Lobb moved to approve action item C.***

***Trustee Randy Randle seconded.***

***Motion passes 6-1, absent.***

***Trustee Lisa Lobb moved to approve action item D.***

***Trustee Michael Kelley seconded.***

***Motion passes 6-1, absent.***

***Trustee Lisa Lobb moved to approve action item E.***

***Trustee A.D Jenkins seconded.***

***Motion passes 6-1, absent.***

Announcements  
Administration

The Superintendent expressed pride and appreciation for the recent accomplishments across the district. She highlighted the creativity of students showcased at the Take Five Film Festival, where their film and graphic design work received well-deserved recognition. She also thanked all who contributed to the success of the Go Irving Resource Fair. The Superintendent shared that the Board would be voting on wellness days for staff — a step toward supporting staff well-being — and looked ahead to celebrating outstanding educators at the District Teacher of the Year event on April 22 at Irving High School.

Announcements  
Board

Board members expressed strong support for Superintendent Hernandez’s proposal to add four wellness days for professional staff, praising it as an innovative way to support and retain educators. They also shared updates on state-level education policy, particularly efforts to let voters decide on school voucher legislation, while reaffirming Irving ISD’s unwavering commitment to doing what’s best for students. Finally, trustees celebrated ongoing district achievements, including new school construction, student successes in robotics and athletics, and recent community events, while expressing gratitude for the opportunity to serve.

Adjournment

There being no further business, the meeting was adjourned at approximately 8:18 P.M.

**CONSENT ACTION ITEM**  
05/19/2025

**TOPIC:** Consider Approval of Financial Statement for March 2025

**SUBMITTED BY:** Fernando Natividad; Chief Financial Officer

**BACKGROUND:** The monthly preparation of the financial statement is to provide information about the financial position, performance, and changes in financial position of the district, which can be useful to the Board of Trustees, management, and other stakeholders in making economic decisions.

**ADMINISTRATIVE RECOMMENDATION:** The Administration recommends that the Board approve the Financial Statements for March 2025.

**RECOMMENDED BOARD MOTION:** I move the Board to approve the Financial Statements for March 2025.

**Attachments:**

1. Summary Memo from Mahdia Lalee to Fernando Natividad
2. Graphic Presentation of Expenditures and Fund Balance
3. Expenditures and Revenue Report for All Funds
4. Balance Sheet Reports for General Operating, Food Service and Debt Service Funds

Date: May 19, 2025

To: Fernando Natividad, Chief Financial Officer

Subject: Financial Statements for March 2025

---

## **General Operating Fund**

### Revenue:

Total revenue and other sources for the General Operating Fund through March were \$254,573,029 or 79% of budget, compared to \$235,381,047 or 71.7% of budget last year, an increase of \$19,191,982 or 8.2%. This increase is attributed to the following items:

- Local Resources totaled \$158,032,493 compared to \$146,348,736 last year, an increase of \$11,683,756.42.
- State Resources totaled \$95,522,836 compared to \$82,185,316 last year, an increase of \$13,337,519.40.
- Federal Resources totaled \$1,017,701 compared to \$6,441,567 last year, a decrease of \$5,423,867.

### Expenditures:

Total expenditures and other uses for the General Operating Fund through March were \$185,224,229 or 57.1% of budget, compared to \$190,481,996 or 57.6% of budget last year, a decrease of \$5,257,767 or 2.8%. This is attributed to the following items:

- Function 51 totaled \$14,759,557 compared to \$19,633,592 last year, a decrease of \$4,874,035. This decrease is attributed to campus maintenance projects being funded through bond this year versus last year

## **Food Service Fund**

### Revenue:

Total revenue and other sources for the Food Service Fund through March were \$18,989,730 or 78.3% of budget compared to \$18,478,633 or 74.1% of budget last year, an increase of \$511,097 or 2.8%. This is attributed to the following item:

- Federal resources totaled \$17,608,550 compared to \$16,851,608 last year, an increase of \$756,941.
- Local Resources totaled \$1,381,181 compared to \$1,627,025 last year, a decrease of \$245,844.

### Expenditures:

There were no significant changes to the Food Service fund when comparing it to this time last year.

## **Debt Service Fund**

### Revenue:

Total revenue and other uses for the Debt Service Fund through March were \$62,486,333 or 96.7% of budget compared to \$60,564,005 or 98.4% last year, an increase of \$1,922,328. This increase is due to more local taxes being collected when compared to this time last year.

### Expenditures:

Total expenditures and other uses for the Debt Service Fund through March were \$49,688,725 or 77% of budgeted compared to \$48,217,525 or 78.4% of budget last year, an increase of \$1,471,200. This increase is due to the semi-annual debt service payment.

## **Special Revenue Funds**

Special Revenue Funds are used to account for the proceeds of special revenue sources (other than tax assessments, major capital projects, etc.) that are legally restricted to expenditures for specified purposes, such as special education grants.

### Revenue:

Total revenue and other uses for the Special Revenue Fund through March were \$14,513,646 compared to \$25,842,277 last year, a decrease of \$11,328,631.

- This decrease is attributed to less revenue from ESSER fund.

### Expenditures:

Total expenditures and other uses for the Special Revenue Fund through March were \$15,904,181 compared to \$27,618,980 last year, a decrease of \$11,714,799.

- The decrease is attributed to less expenditure from ESSER fund.

## **Capital Projects Funds**

### Revenue:

Total revenue and other uses for the Capital Projects Fund through March were \$10,351,285 compared to \$11,449,561 last year, a decrease of \$1,098,275. This decrease is due to a change of interest received this time last year.

### Expenditures:

Total expenditures and other uses for the Capital Project Fund through March were \$51,216,062 compared to \$14,950,339 year, an increase of \$36,265,723. The increase is attributed to the 2023 bond and current ongoing projects.

## Proprietary Funds

Irving ISD maintains the following Internal Service Funds: Workers' Compensation, Unemployment, Science Refurbishment, and Print Shop Service Center.

### Revenue:

Total revenue and other sources for the Proprietary Fund through March were \$914,549 or 36.9% of budget compared to \$1,999,884 or 62.9% of budget last year, a decrease of \$1,085,334. The decrease in total revenue is attributed to the following item:

- This decrease is due to an interfund transfer of \$700,000 to the Risk Management fund to cover the TASB costs in the prior year as well as the closing of the Science Refurbishment Center.

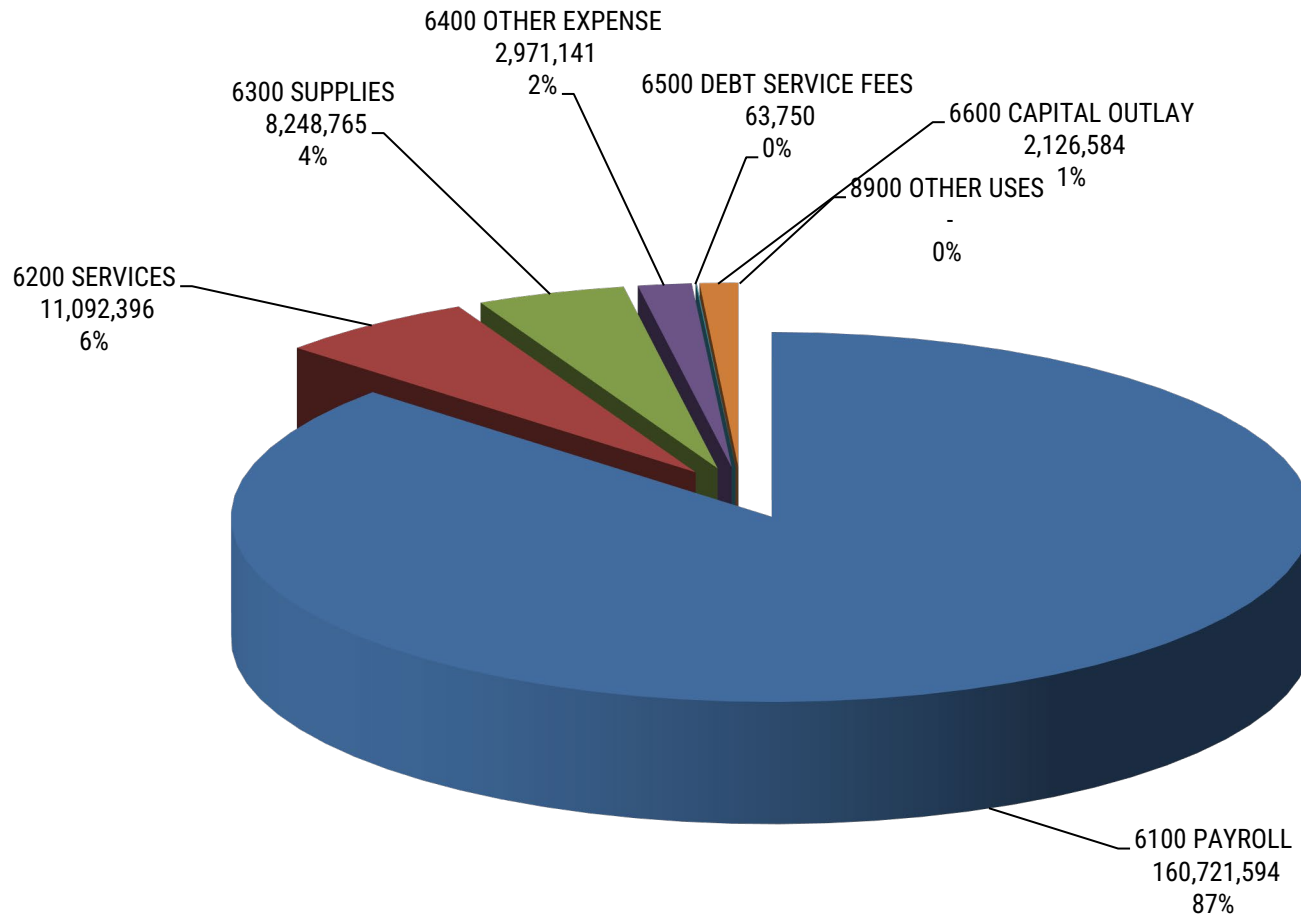
### Expenditures:

Total expenditures and other uses for the Proprietary Fund through March were \$1,388,198 or 56% of budget, compared to \$2,096,445 or 66% of budget last year, a decrease of \$708,248. The decrease in total expenditures was attributed to the following item:

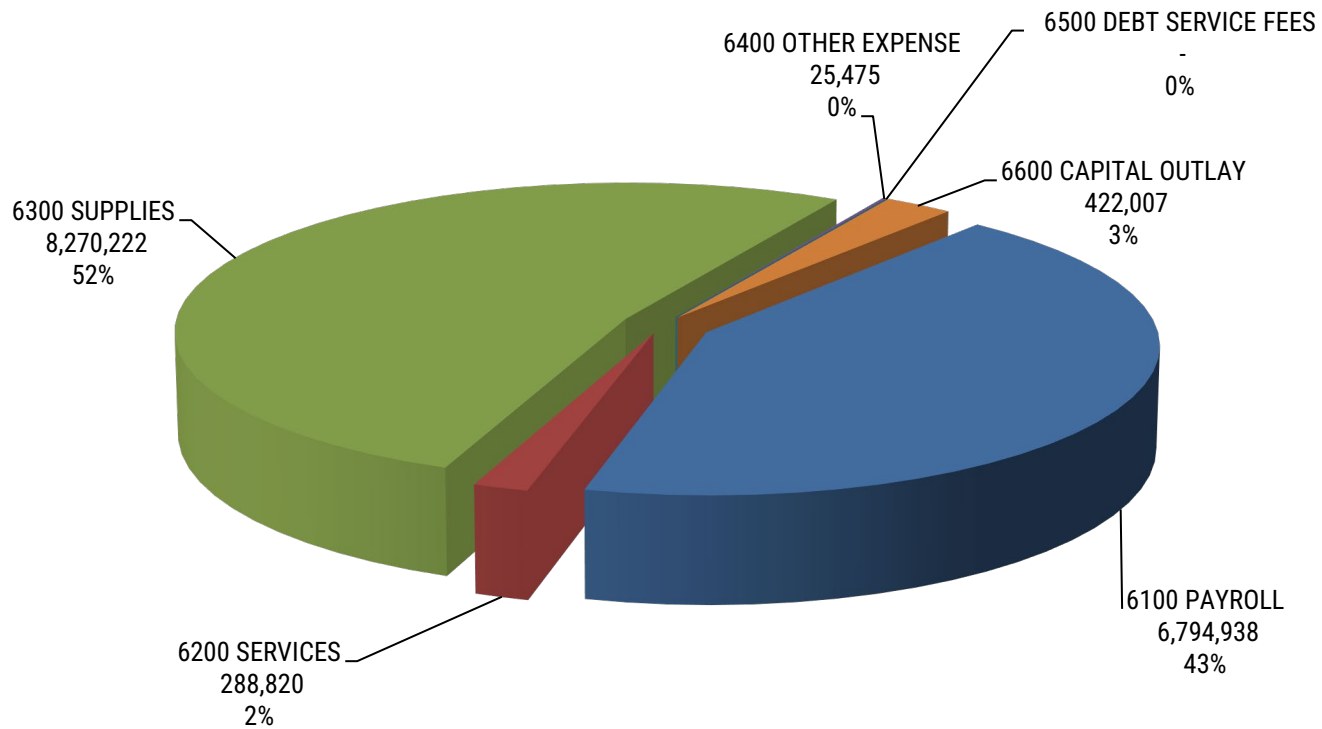
- This decrease is due to the closing of the Science Refurbishment Center and a decrease in Workers Comps claim coverage fees.

As of March 31, 2025, total net assets for all the Internal Service Funds were \$1,032,759.

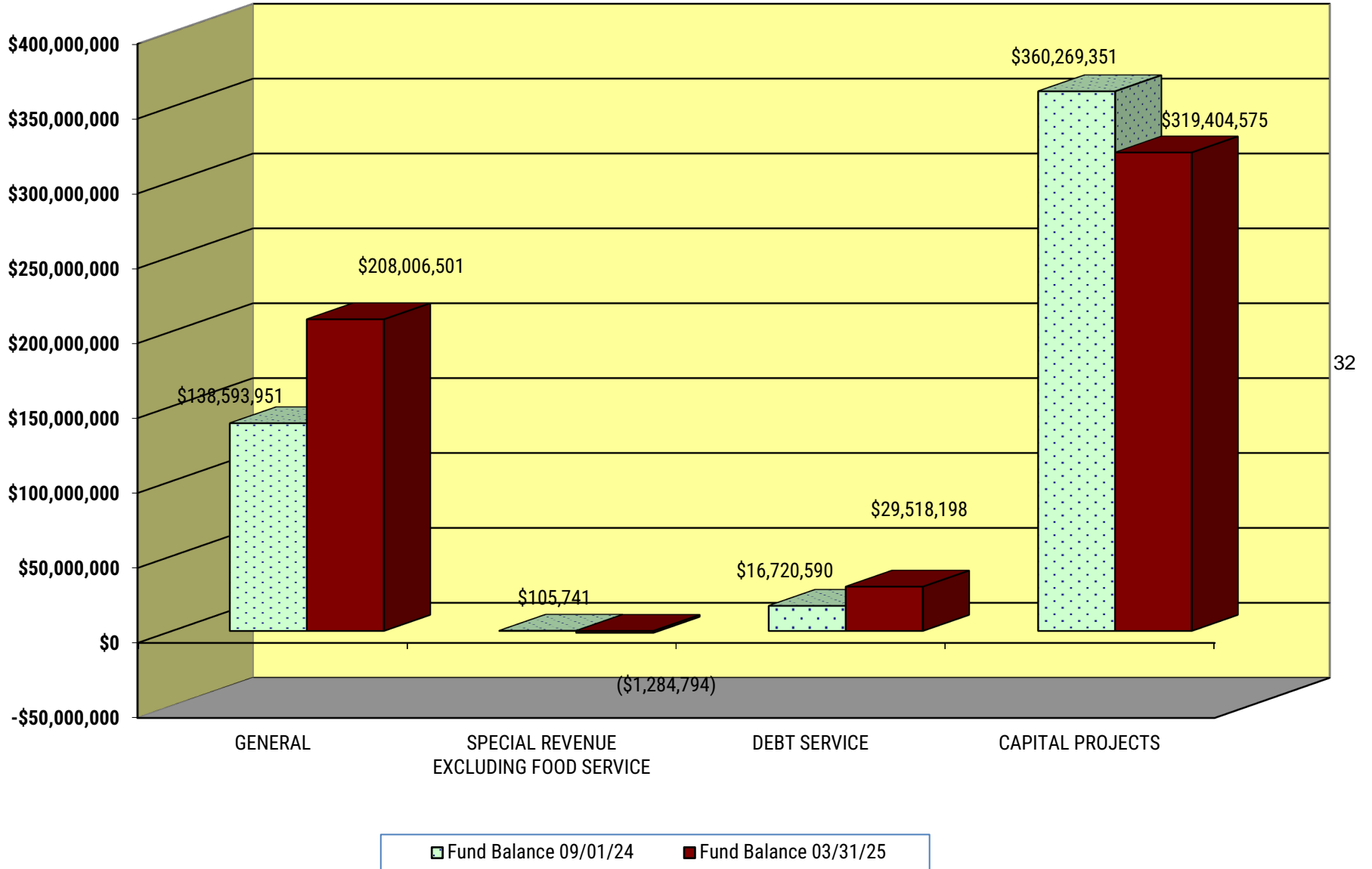
# General Operating Fund YTD Actual Expenditures March 31, 2025



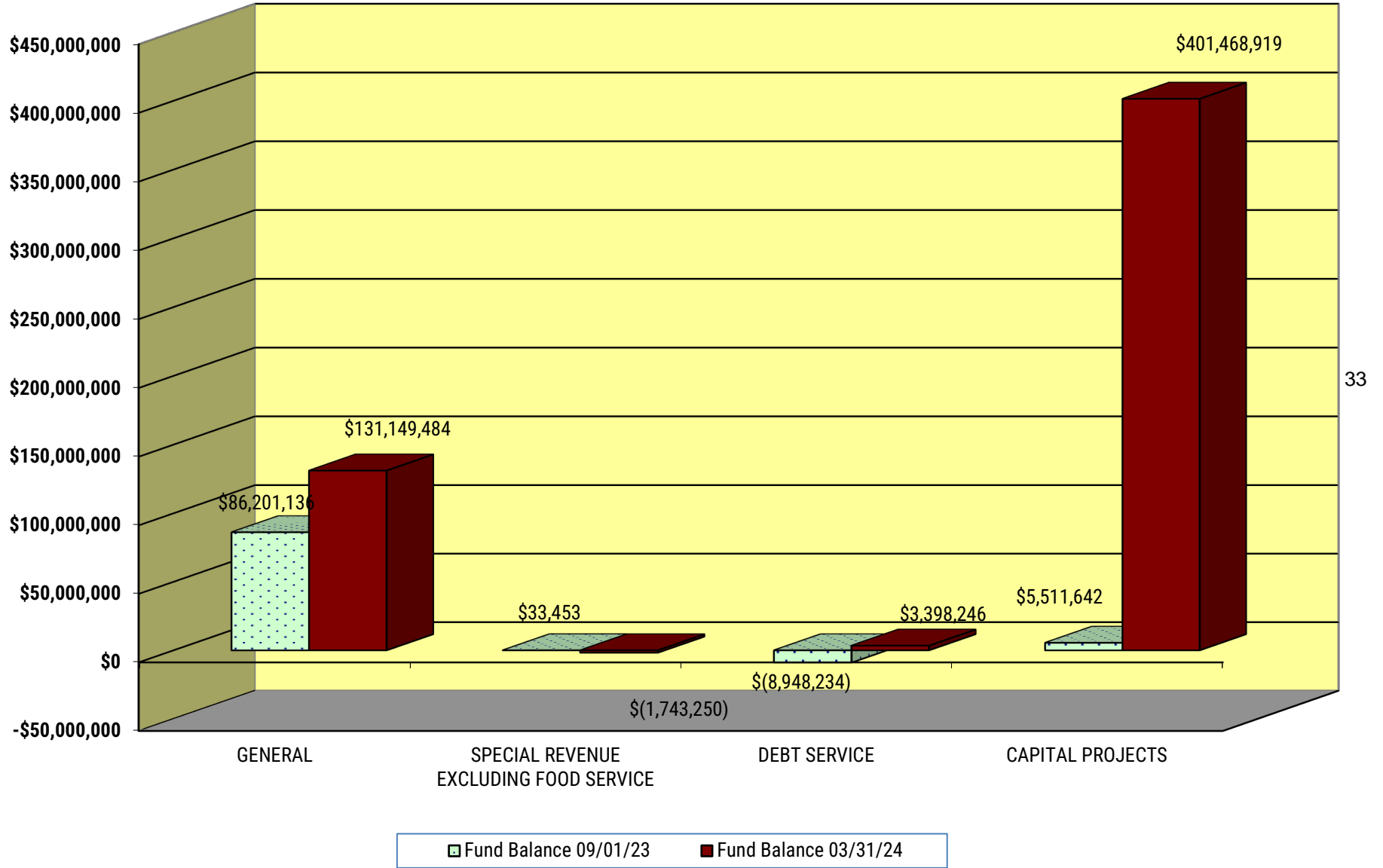
## Food Service Fund YTD Actual Expenditures March 31, 2025



### Comparative Fund Balances March 31, 2025



### Comparative Fund Balances March 31, 2024



**IRVING INDEPENDENT SCHOOL DISTRICT**  
**COMPARISON OF GENERAL OPERATING BUDGET & ACTUAL**  
**March 31, 2025**

	CURRENT YEAR						PRIOR YEAR		
	09/01/2024 to 03/31/2025			03/25 MTD	(OVER) UNDER		09/01/2023 to 03/31/2024		
	BUDGET	ACTUAL	%YTD	ACTUAL	%MTD	YTD BUDGET	BUDGET	ACTUAL	%YTD
<b>REVENUE</b>									
<b>LOCAL RESOURCES:</b>									
5711 TAXES CURRENT YEAR	154,020,875	151,219,011	98.2%	2,278,823	1.5%	2,801,864	165,491,762	139,308,685	84.2%
5712 DELINQUENT TAXES	228,522	(1,363,282)	-596.6%	(131,291)	-57.5%	1,591,804	245,542	(1,936,059)	-788.5%
5719 OTHER TAX RELATED REVENUE	446,729	1,275,034	285.4%	341,210	76.4%	(828,305)	480,000	1,012,043	210.8%
TOTAL TAXES	154,696,126	151,130,764	97.7%	2,488,742	1.6%	3,565,362	166,217,304	138,384,669	83.3%
5735 SUMMER SCHOOL	-	-	--	-	--	-	-	-	--
5738 PARKING FEES	4,500	1,769	39.3%	96	2.1%	2,731	4,500	2,463	54.7%
5739 OTHER TUITION AND FEES	100,000	279,644	279.6%	40,042	40.0%	(179,644)	200,000	299,627	149.8%
5742 INVESTMENT EARNINGS	250,000	4,501,766	1800.7%	653,826	261.5%	(4,251,766)	250,000	5,218,204	2087.3%
5743 RENTAL OF FACILITIES	50,000	32,588	65.2%	4,925	9.9%	17,413	70,000	16,215	23.2%
5744 GIFTS AND BEQUESTS	71,101	44,013	61.9%	31,200	43.9%	27,088	162,450	45,999	28.3%
5745 NET INSURANCE RECOVERY	6,000	24,292	404.9%	10,161	169.4%	(18,292)	200,000	500	0.3%
5746 TIF TAXES COLLECTED	-	-	--	-	--	-	-	-	--
5749 MISCELLANEOUS REVENUE	200,000	630,981	315.5%	62,682	31.3%	(430,981)	500,000	1,049,929	210.0%
5752 ATHLETIC	-	189,636	--	19,613	-	(189,636)	-	162,981	--
5755 ACTIVITY FUND RECEIPTS	1,408,780	610,226	43.3%	80,433	5.7%	798,554	1,429,972	674,420	47.2%
5766 CONCURRENT ENROLLMENT	25,000	55,000	220.0%	-	0.0%	(30,000)	50,000	51,000	102.0%
5767 IRVING SCHOOL FOUNDATION	107,057	164,692	825.0%	16,789	37.7%	(322,624)	144,129	130,349	90.4%
5769 REVENUE FROM INTERMEDIAT	44,500	367,124	304.5%	47,146	2.1%	(4,634,791)	200,000	312,379	156.2%
TOTAL OTHER LOCAL RESOURCES	2,266,937	6,901,729	304.5%	966,914	42.7%	(4,634,791)	3,211,051	7,964,067	248.0%
TOTAL LOCAL RESOURCES	156,963,063	158,032,493	100.7%	3,455,656	2.2%	(1,069,429)	169,428,355	146,348,736	86.4%
<b>STATE RESOURCES:</b>									
5811 PER CAPITA	-	8,776,459	--	2,117,135	--	(8,776,459)	-	6,820,687	--
5812 FOUNDATION ENTITLEMENTS	150,338,143	77,258,606	51.4%	-	0.0%	73,079,537	137,450,419	65,864,226	47.9%
5819 STATE	-	-	--	-	--	-	-	-	--
5829 TEA/NON-FOUNDATION REVEN	-	137,447	--	-	--	(137,447)	-	476	--
5831 STATE TRS ON-BEHALF	11,000,000	9,350,324	85.0%	1,319,658	12.0%	1,649,676	12,500,000	9,499,928	76.0%
TOTAL STATE RESOURCES	161,338,143	95,522,836	59.2%	3,436,793	2.1%	65,815,307	149,950,419	82,185,316	54.8%
<b>FEDERAL RESOURCES:</b>									
5929 FEDERAL REVENUE-TEA DISTR	300,000	625,008	208.3%	113,356	37.8%	(325,008)	4,000,000	2,688,896	67.2%

**IRVING INDEPENDENT SCHOOL DISTRICT**  
**COMPARISON OF GENERAL OPERATING BUDGET & ACTUAL**  
**March 31, 2025**

	CURRENT YEAR						PRIOR YEAR		
	09/01/2024 to 03/31/2025			03/25 MTD	(OVER) UNDER		09/01/2023 to 03/31/2024		
	BUDGET	ACTUAL	%YTD	ACTUAL	%MTD	YTD BUDGET	BUDGET	ACTUAL	%YTD
5931 SHARS REIMBURSEMENT	3,219,000	194,256	6.0%	-	0.0%	3,024,744	4,350,000	3,615,963	83.1%
5939 CHILD & ADULT CARE PROGRA	-	-	--	-	--	-	-	-	--
5946 BABS SUBSIDY	-	-	--	-	--	-	-	-	--
5949 ROTC	250,000	197,038	78.8%	-	0.0%	52,962	250,000	135,535	54.2%
5959 SHARED SERVICE ARRANGEME	-	1,399					-	1,174	
<b>TOTAL FEDERAL RESOURCES</b>	<b>3,769,000</b>	<b>1,017,701</b>	<b>27.0%</b>	<b>113,627</b>	<b>3.0%</b>	<b>2,751,299</b>	<b>8,600,000</b>	<b>6,441,567</b>	<b>74.9%</b>
<b>OTHER SOURCES:</b>									
7912 SALE OF FIXED ASSETS	-	-	--	-	--	-	-	17,200	--
7913 LEASE/PURCHASE PROCEEDS	-	-	--	-	--	-	-	-	--
7915 INTERFUND TRANSFERS IN	-	-	--	-	--	-	388,227	388,227	100.0%
7918 SPECIAL ITEMS	-	-	--	-	--	-	-	-	--
7949 SBITA PROCEEDS	-	-	--	-	--	-	-	-	35
<b>TOTAL OTHER REVENUE SOURCES</b>	<b>-</b>	<b>-</b>	<b>--</b>	<b>-</b>	<b>--</b>	<b>-</b>	<b>388,227</b>	<b>405,427</b>	<b>104.4%</b>
<b>TOTAL GENERAL OPERATING REVENUE</b>	<b>322,070,206</b>	<b>254,573,029</b>	<b>79.0%</b>	<b>7,006,076</b>	<b>2.2%</b>	<b>67,497,178</b>	<b>328,367,001</b>	<b>235,381,047</b>	<b>71.7%</b>

**IRVING INDEPENDENT SCHOOL DISTRICT**  
**COMPARISON OF GENERAL OPERATING BUDGET & ACTUAL**  
**March 31, 2025**

	CURRENT YEAR						PRIOR YEAR		
	09/01/2024 to 03/31/2025			03/25 MTD		(OVER) UNDER YTD BUDGET	09/01/2023 to 03/31/2024		
	BUDGET	ACTUAL	%YTD	ACTUAL	%MTD		BUDGET	ACTUAL	%YTD
<b>EXPENDITURES</b>									
<b>11 INSTRUCTION:</b>									
6100 PAYROLL	175,699,453	106,270,744	60.5%	14,794,065	8.4%	69,428,709	183,474,935	104,999,518	57.2%
6200 CONTRACTED SERVICES	1,181,124	656,739	55.6%	41,489	3.5%	524,385	1,495,158	970,066	64.9%
6300 SUPPLIES	7,836,862	3,251,228	41.5%	343,590	4.4%	4,585,635	8,113,181	3,515,770	43.3%
6400 OTHER EXPENSE	2,059,047	1,056,683	51.3%	108,976	5.3%	1,002,364	2,388,237	1,446,045	60.5%
6600 CAPITAL OUTLAY	577,957	493,146	85.3%	-	0.0%	84,810	340,002	576,672	169.6%
TOTAL INSTRUCTION	187,354,442	111,728,539	59.6%	15,288,120	8.2%	75,625,903	195,811,513	111,508,071	56.9%
<b>12 LIBRARY:</b>									
6100 PAYROLL	3,782,527	1,529,314	40.4%	214,339	5.7%	2,253,213	4,674,188	2,371,902	50.7%
6200 CONTRACTED SERVICES	31,877	25,285	79.3%	2,150	6.7%	6,592	35,890	11,744	32.7%
6300 SUPPLIES	775,378	474,874	61.2%	8,853	1.1%	300,504	775,602	568,003	73.2%
6400 OTHER EXPENSE	33,410	13,162	39.4%	726	2.2%	20,248	55,491	14,662	26.4%
6600 CAPITAL OUTLAY	19,704	10,897	55.3%	-	0.0%	8,807	-	2,123	--
TOTAL LIBRARY	4,642,897	2,053,533	44.2%	226,068	4.9%	2,589,364	5,541,170	2,968,434	53.6%
<b>13 STAFF DEVELOPMENT:</b>									
6100 PAYROLL	3,436,413	1,603,093	46.7%	209,971	6.1%	1,833,321	3,575,348	1,525,046	42.7%
6200 CONTRACTED SERVICES	243,758	42,090	17.3%	8,443	3.5%	201,668	319,107	177,621	55.7%
6300 SUPPLIES	449,111	353,666	78.7%	(24,854)	-5.5%	95,445	452,272	129,390	28.6%
6400 OTHER EXPENSE	450,244	133,381	29.6%	7,383	1.6%	316,864	565,480	257,053	45.5%
6500 DEBT SERVICE FEES	-	-	--	-	--	-	-	-	--
6600 CAPITAL OUTLAY	4,150	2,075	50.0%	-	0.0%	2,075	-	2,143	--
TOTAL STAFF DEVELOPMENT	4,583,677	2,134,304	46.6%	200,942	4.4%	2,449,373	4,912,207	2,091,253	42.6%
<b>21 INSTRUCTIONAL ADMINISTRATION:</b>									
6100 PAYROLL	6,390,518	3,377,674	52.9%	481,642	7.5%	3,012,844	6,094,311	3,477,445	57.1%
6200 CONTRACTED SERVICES	287,805	146,927	51.1%	3,562	1.2%	140,878	406,790	266,030	65.4%
6300 SUPPLIES	658,999	280,914	42.6%	14,651	2.2%	378,085	608,221	587,454	96.6%
6400 OTHER EXPENSE	310,242	160,334	51.7%	7,186	2.3%	149,908	1,213,749	203,639	16.8%
6600 CAPITAL OUTLAY	51,252	48,920	95.4%	-	0.0%	2,332	500	19,878	3975.6%
TOTAL INSTRUCTIONAL ADMINIS	7,698,815	4,014,769	52.1%	507,042	6.6%	3,684,047	8,323,571	4,554,446	54.7%

**IRVING INDEPENDENT SCHOOL DISTRICT  
COMPARISON OF GENERAL OPERATING BUDGET & ACTUAL  
March 31, 2025**

	CURRENT YEAR						PRIOR YEAR		
	09/01/2024 to 03/31/2025			03/25 MTD		(OVER) UNDER	09/01/2023 to 03/31/2024		
	BUDGET	ACTUAL	%YTD	ACTUAL	%MTD	YTD BUDGET	BUDGET	ACTUAL	%YTD
<b>23 SCHOOL ADMINISTRATION:</b>									
6100 PAYROLL	17,608,552	10,961,891	62.3%	1,530,217	8.7%	6,646,661	20,241,267	11,255,222	55.6%
6200 CONTRACTED SERVICES	135,680	37,830	27.9%	3,583	2.6%	97,850	184,337	50,794	27.6%
6300 SUPPLIES	418,471	242,033	57.8%	25,940	6.2%	176,438	409,271	215,365	52.6%
6400 OTHER EXPENSE	530,556	225,654	42.5%	28,882	5.4%	304,902	506,146	223,359	44.1%
6600 CAPITAL OUTLAY	130,262	119,828	92.0%	-	0.0%	10,434	14,382	14,382	100.0%
<b>TOTAL SCHOOL ADMINISTRATION</b>	<b>18,823,521</b>	<b>11,587,236</b>	<b>61.6%</b>	<b>1,588,622</b>	<b>8.4%</b>	<b>7,236,285</b>	<b>21,355,402</b>	<b>11,759,121</b>	<b>55.1%</b>

**IRVING INDEPENDENT SCHOOL DISTRICT**  
**COMPARISON OF GENERAL OPERATING BUDGET & ACTUAL**  
**March 31, 2025**

	CURRENT YEAR						PRIOR YEAR		
	09/01/2024 to 03/31/2025			03/25 MTD	(OVER) UNDER		09/01/2023 to 03/31/2024		
	BUDGET	ACTUAL	%YTD	ACTUAL	%MTD	YTD BUDGET	BUDGET	ACTUAL	%YTD
<b>31 COUNSELING SERVICES:</b>									
6100 PAYROLL	14,154,265	8,492,564	60.0%	1,201,947	8.5%	5,661,701	13,831,198	8,665,179	62.6%
6200 CONTRACTED SERVICES	2,651,853	2,207,172	83.2%	546,175	20.6%	444,681	1,887,334	1,192,705	63.2%
6300 SUPPLIES	670,288	324,143	48.4%	(16,339)	-2.4%	346,145	744,991	232,597	31.2%
6400 OTHER EXPENSE	118,510	61,926	52.3%	2,613	2.2%	56,584	125,486	70,964	56.6%
6600 CAPITAL OUTLAY	3,291	3,291	100.0%	-	0.0%	-	-	-	--
TOTAL COUNSELING SERVICES	17,598,207	11,089,096	63.0%	1,734,396	9.9%	6,509,111	16,589,009	10,161,445	61.3%
<b>32 ATTENDANCE SERVICES:</b>									
6100 PAYROLL	867,793	238,049	27.4%	31,582	3.6%	629,744	1,315,501	418,817	31.8%
6200 CONTRACTED SERVICES	750	-	0.0%	-	0.0%	750	2,910	2,940	101.0%
6300 SUPPLIES	-	-	--	-	--	-	-	-	--
6400 OTHER EXPENSE	2,247	-	0.0%	-	0.0%	2,247	280	20	7.0%
TOTAL ATTENDANCE SERVICES	870,790	238,049	27.3%	31,582	3.6%	632,741	1,318,691	421,777	32.0%
<b>33 HEALTH SERVICES:</b>									
6100 PAYROLL	3,248,712	1,987,074	61.2%	275,618	8.5%	1,261,638	3,467,201	1,897,498	54.7%
6200 CONTRACTED SERVICES	4,163	779	18.7%	-	0.0%	3,384	4,800	1,309	27.3%
6300 SUPPLIES	112,941	77,022	68.2%	439	0.4%	35,919	102,730	79,609	77.5%
6400 OTHER EXPENSE	6,800	708	10.4%	160	2.3%	6,092	12,089	2,553	21.1%
6600 CAPITAL OUTLAY	2,075	2,075	100.0%	-	0.0%	-	-	2,075	--
TOTAL HEALTH SERVICES	3,374,691	2,067,658	61.3%	276,217	8.2%	1,307,033	3,586,820	1,983,044	55.3%
<b>34 PUPIL TRANSPORTATION:</b>									
6100 PAYROLL	7,700,796	5,707,449	74.1%	769,036	10.0%	1,993,347	7,573,518	5,446,163	71.9%
6200 CONTRACTED SERVICES	859,145	308,632	35.9%	89,750	10.4%	550,513	995,320	328,179	33.0%
6300 SUPPLIES	794,146	8,691	1.1%	116,134	14.6%	785,455	954,059	113,457	11.9%
6400 OTHER EXPENSE	196,701	75,017	38.1%	4,812	2.4%	121,684	392,987	202,320	51.5%
6600 CAPITAL OUTLAY	1,520,970	972,552	63.9%	461	0.0%	548,419	1,757,642	276,760	15.7%
TOTAL PUPIL TRANSPORTATION	11,071,759	7,072,340	63.9%	980,192	8.9%	3,999,419	11,673,525	6,366,878	54.5%
<b>35 FOOD SERVICE:</b>									
6100 PAYROLL	68,898	363,870	528.1%	45,622	66.2%	(294,972)	741,065	373,497	50.4%
6300 SUPPLIES	-	-	--	-	--	-	1,600	-	0.0%

**IRVING INDEPENDENT SCHOOL DISTRICT**  
**COMPARISON OF GENERAL OPERATING BUDGET & ACTUAL**  
**March 31, 2025**

	CURRENT YEAR						PRIOR YEAR		
	09/01/2024 to 03/31/2025			03/25 MTD		(OVER) UNDER	09/01/2023 to 03/31/2024		
	BUDGET	ACTUAL	%YTD	ACTUAL	%MTD	YTD BUDGET	BUDGET	ACTUAL	%YTD
6400 OTHER EXPENSE	220,000	-	0.0%	-	0.0%	220,000	220,000	-	0.0%
6600 CAPITAL OUTLAY	-	-	--	-	--	-	-	-	--
TOTAL FOOD SERVICE	288,898	363,870	126.0%	45,622	15.8%	(74,972)	962,665	373,497	38.8%
<b>36 EXTRA-CURRICULAR ACTIVITIES:</b>									
6100 PAYROLL	2,394,086	2,667,726	111.4%	364,617	15.2%	(273,640)	3,932,515	2,545,163	64.7%
6200 CONTRACTED SERVICES	536,867	451,248	84.1%	74,515	13.9%	85,620	666,985	515,667	77.3%
6300 SUPPLIES	918,256	396,849	43.2%	48,545	5.3%	521,407	706,733	254,366	36.0%
6400 OTHER EXPENSE	1,026,349	802,280	78.2%	59,583	5.8%	224,069	1,141,343	866,372	75.9%
6600 CAPITAL OUTLAY	3,408	3,100	91.0%	-	0.0%	308	4,133	4,173	101.0%
TOTAL EXTRA-CURRICULAR ACTI\	4,878,967	4,321,203	88.6%	547,260	11.2%	557,763	6,451,709	4,185,742	64.9%

**IRVING INDEPENDENT SCHOOL DISTRICT**  
**COMPARISON OF GENERAL OPERATING BUDGET & ACTUAL**  
**March 31, 2025**

	CURRENT YEAR						PRIOR YEAR		
	09/01/2024 to 03/31/2025			03/25 MTD		(OVER) UNDER	09/01/2023 to 03/31/2024		
	BUDGET	ACTUAL	%YTD	ACTUAL	%MTD	YTD BUDGET	BUDGET	ACTUAL	%YTD
<b>41 GENERAL ADMINISTRATION:</b>									
6100 PAYROLL	16,258,583	4,299,996	26.4%	623,630	3.8%	11,958,587	7,184,647	4,458,207	62.1%
6200 CONTRACTED SERVICES	1,934,692	882,891	45.6%	65,210	3.4%	1,051,801	1,887,292	822,076	43.6%
6300 SUPPLIES	946,292	579,135	61.2%	45,938	4.9%	367,157	2,186,842	286,535	13.1%
6400 OTHER EXPENSE	984,176	169,370	17.2%	24,027	2.4%	814,806	891,219	441,051	49.5%
6500 DEBT SERVICE FEES	-	-	--	-	--	-	-	70,267	--
6600 CAPITAL OUTLAY	110,291	86,875	78.8%	-	0.0%	23,416	484,376	234,599	48.4%
TOTAL GENERAL ADMINISTRATIO	20,234,034	6,018,267	29.7%	758,805	3.8%	14,215,767	12,634,377	6,312,734	50.0%
<b>51 MAINTENANCE:</b>									
6100 PAYROLL	16,338,862	9,016,562	55.2%	1,191,752	7.3%	7,322,300	15,765,325	9,301,091	59.0%
6200 CONTRACTED SERVICES	7,920,170	4,075,359	51.5%	886,812	11.2%	3,844,811	7,745,024	5,605,676	72.4%
6300 SUPPLIES	2,437,078	1,498,848	61.5%	181,329	7.4%	938,230	2,698,697	2,045,961	75.8%
6400 OTHER EXPENSE	2,115,535	139,427	6.6%	5,572	0.3%	1,976,108	2,032,004	2,268,677	111.6%
6500 DEBT SERVICE FEES	-	-	--	-	--	-	-	-	--
6600 CAPITAL OUTLAY	90,481	29,360	32.4%	-	0.0%	61,121	554,706	412,187	74.3%
TOTAL MAINTENANCE	28,902,126	14,759,557	51.1%	2,265,465	7.8%	14,142,569	28,795,756	19,633,592	68.2%
<b>52 SECURITY:</b>									
6100 PAYROLL	3,259,783	2,384,349	73.1%	310,372	9.5%	875,434	2,606,830	1,854,018	71.1%
6200 CONTRACTED SERVICES	1,017,729	653,754	64.2%	12,853	1.3%	363,975	2,118,590	1,141,671	53.9%
6300 SUPPLIES	291,381	194,183	66.6%	42,646	14.6%	97,198	557,558	244,460	43.8%
6400 OTHER EXPENSE	21,783	16,584	76.1%	3,639	16.7%	5,199	64,174	45,962	71.6%
6600 CAPITAL OUTLAY	132,100	129,547	98.1%	120,818	91.5%	2,553	15,000	-	0.0%
TOTAL SECURITY	4,722,775	3,378,416	71.5%	490,329	10.4%	1,344,359	5,362,152	3,286,111	61.3%
<b>53 DATA PROCESSING:</b>									
6100 PAYROLL	2,741,448	1,638,986	59.8%	237,781	8.7%	1,102,462	2,306,183	1,633,539	70.8%
6200 CONTRACTED SERVICES	1,046,954	836,358	79.9%	4,452	0.4%	210,596	927,920	674,592	72.7%
6300 SUPPLIES	899,433	550,992	61.3%	37,897	4.2%	348,442	1,040,736	542,693	52.1%
6400 OTHER EXPENSE	66,600	16,281	24.4%	2,843	4.3%	50,319	51,200	17,107	33.4%
6500 DEBT SERVICE FEES	-	-	--	-	--	-	-	-	--
6600 CAPITAL OUTLAY	102,044	36,864	36.1%	-	0.0%	65,180	20,000	7,451	37.3%

**IRVING INDEPENDENT SCHOOL DISTRICT  
COMPARISON OF GENERAL OPERATING BUDGET & ACTUAL  
March 31, 2025**

	CURRENT YEAR						PRIOR YEAR		
	09/01/2024 to 03/31/2025			03/25 MTD		(OVER) UNDER	09/01/2023 to 03/31/2024		
	BUDGET	ACTUAL	%YTD	ACTUAL	%MTD	YTD BUDGET	BUDGET	ACTUAL	%YTD
TOTAL DATA PROCESSING	4,856,479	3,079,481	63.4%	282,973	5.8%	1,776,998	4,346,039	2,875,381	66.2%
<b>61 COMMUNITY SERVICES:</b>									
6100 PAYROLL	2,521,018	182,253	7.2%	26,139	1.0%	2,338,765	385,558	177,353	46.0%
6200 CONTRACTED SERVICES	381,847	327,198	85.7%	57,460	15.0%	54,649	346,509	322,524	93.1%
6300 SUPPLIES	68,962	16,186	23.5%	1,127	1.6%	52,776	93,412	15,698	16.8%
6400 OTHER EXPENSE	197,010	100,334	50.9%	6,982	3.5%	96,675	208,014	109,521	52.7%
6600 CAPITAL OUTLAY	125,984	120,000	95.3%	120,000	95.3%	5,984	-	2,075	--
TOTAL COMMUNITY SERVICES	3,294,820	745,971	22.6%	211,707	6.4%	2,548,849	1,033,492	627,172	60.7%
<b>71 DEBT SERVICE</b>									
6500 DEBT SERVICE FEES	63,750	63,750	100.0%	-	0.0%	-	180,830	49,298	27.3%
TOTAL PAYMENTS TO JJAEP	63,750	63,750	100.0%	-	0.0%	-	180,830	49,298	27.3%

**IRVING INDEPENDENT SCHOOL DISTRICT**  
**COMPARISON OF GENERAL OPERATING BUDGET & ACTUAL**  
**March 31, 2025**

	CURRENT YEAR						PRIOR YEAR		
	09/01/2024 to 03/31/2025			03/25 MTD	(OVER) UNDER		09/01/2023 to 03/31/2024		
	BUDGET	ACTUAL	%YTD	ACTUAL	%MTD	YTD BUDGET	BUDGET	ACTUAL	%YTD
<b>81 FACILITIES:</b>									
6200 CONTRACTED SERVICES	-	-	--	-	--	-	-	-	--
6300 SUPPLIES & MATERIALS	-	-	--	-	--	-	-	-	--
6400 OTHER EXPENSE	-	-	--	-	--	-	-	-	--
6600 CAPITAL OUTLAY	39,827	68,054	170.9%	-	0.0%	(28,227)	276,469	82,279	29.8%
TOTAL FACILITIES	39,827	68,054	170.9%	-	0.0%	(28,227)	276,469	82,279	29.8%
<b>95 PAYMENTS TO JJAEP:</b>									
6200 CONTRACTED SERVICES	190,000	70,488	37.1%	11,856	6.2%	119,512	190,000	11,874	6.2%
TOTAL PAYMENTS TO JJAEP	190,000	70,488	37.1%	11,856	6.2%	119,512	190,000	11,874	6.2%
<b>97 PAYMENTS TO TIF:</b>									
6400 OTHER EXPENSE	-	-	--	-	--	-	-	-	--
TOTAL PAYMENTS TO TIF	-	-	--	-	--	-	-	-	--
<b>99 INTERGOVERNMENTAL CHARGES:</b>									
6200 CONTRACTED SERVICES	740,232	369,647	49.9%	-	0.0%	370,585	702,478	529,848	75.4%
TOTAL INTERGOVERNMENTAL CHARGES	740,232	369,647	49.9%	-	0.0%	370,585	702,478	529,848	75.4%
<b>OTHER USES:</b>									
8911 INTERFUND TRANSFERS OUT	-	-	--	-	--	-	700,000	700,000	100.0%
TOTAL OTHER USES	-	-	--	-	--	-	700,000	700,000	100.0%
<b>TOTAL 6000 EXPENDITURES:</b>	<b>324,230,705</b>	<b>185,224,229</b>	<b>57.1%</b>	<b>25,447,199</b>	<b>7.8%</b>	<b>139,006,476</b>	<b>330,747,875</b>	<b>190,481,996</b>	<b>57.6%</b>
<b>EXCESS (DEFICIENCY)</b>									
REVENUE OVER EXPENDITURES:	(2,160,499)	69,348,800		(18,441,123)			(2,380,873)	44,899,051	
<b>BEGINNING FUND BALANCE:</b>	<b>79,953,667</b>	<b>126,972,569</b>					<b>118,093,034</b>	<b>118,093,034</b>	
<b>ENDING FUND BALANCE:</b>	<b>77,793,168</b>	<b>196,321,368</b>					<b>115,712,161</b>	<b>162,992,085</b>	

42

**IRVING INDEPENDENT SCHOOL DISTRICT**  
**COMPARISON OF GENERAL OPERATING BUDGET & ACTUAL**  
**March 31, 2025**

	CURRENT YEAR						PRIOR YEAR		
	09/01/2024 to 03/31/2025			03/25 MTD	(OVER) UNDER		09/01/2023 to 03/31/2024		
	BUDGET	ACTUAL	%YTD	ACTUAL	%MTD	YTD BUDGET	BUDGET	ACTUAL	%YTD
<b>REVENUE SUMMARY:</b>									
LOCAL REVENUE	156,963,063	158,032,493	100.7%	3,455,656	2%	(1,069,429)	169,428,355	146,348,736	86.4%
STATE REVENUE	161,338,143	95,522,836	59.2%	3,436,793	2%	65,815,307	149,950,419	82,185,316	54.8%
FEDERAL REVENUE	3,769,000	1,017,701	27.0%	113,627	3%	2,751,299	8,600,000	6,441,567	74.9%
OTHER SOURCES	-	-	--	-	--	-	388,227	405,427	104.4%
TOTAL OTHER REVENUE SOURCES	322,070,206	254,573,029	79.0%	7,006,076	2%	67,497,178	328,367,001	235,381,047	71.7%
<b>APPROPRIATIONS/EXPENDITURES</b>									
<b>BUDGET CATEGORY SUMMARY:</b>									
6100 PAYROLL	276,471,708	160,721,594	58.1%	21,539,294	8%	115,750,114	277,169,590	160,399,658	57.9%
6200 SERVICES	19,164,646	11,092,396	57.9%	1,723,372	9%	8,072,251	19,916,444	12,625,317	63.4%
6300 SUPPLIES	17,277,599	8,248,765	47.7%	709,762	4%	9,028,834	19,445,903	8,831,358	45.4%
6400 OTHER EXPENSE	8,339,208	2,971,141	35.6%	259,032	3%	5,368,067	9,867,899	6,169,304	62.5%
6500 DEBT SERVICE FEES	63,750	63,750	100.0%	-	0%	-	180,830	119,564	66.1%
6600 CAPITAL OUTLAY	2,913,795	2,126,584	73.0%	240,818	8%	787,211	3,467,210	1,636,795	47.2%
8900 OTHER USES	-	-	--	-	--	-	700,000	700,000	100.0%
TOTAL APPROPRIATIONS/EXPENDITURES	324,230,705	185,224,229	57.1%	24,472,279	8%	139,006,476	330,747,875	190,481,996	57.6%

	09/01/2024 to 03/31/2025					09/01/2023 to 03/31/2024			
	BUDGET	ACTUAL	%YTD	03/25 MTD	(OVER) %MTD YTD BUDGET	BUDGET	ACTUAL	%YTD	
<b>REVENUE:</b>									
<b>LOCAL RESOURCES:</b>									
5742 INVESTMENT EARNINGS	80,000	867,513	1084.4%	119,638	149.5%	(787,513)	80,000	959,556	1199.4%
5749 MISCELLANEOUS REVENUE	-	10,985	0.0%	-	--	-	-	35,151	--
5751 FOOD SERVICES	1,000,000	502,683	50.3%	54,425	5.4%	497,317	1,000,000	632,318	63.2%
5755 ACTIVITY FUND RECEIPTS	-	-	--	-	--	-	50,000	-	0.0%
TOTAL LOCAL RESOURCES	<u>1,080,000</u>	<u>1,381,181</u>	<u>127.9%</u>	<u>174,063</u>	<u>16.1%</u>	<u>(301,181)</u>	<u>1,130,000</u>	<u>1,627,025</u>	<u>144.0%</u>
<b>STATE RESOURCES:</b>									
5829 TEA/NON-FOUNDATION REVENUE	120,000	-	0.0%	-	0.0%	120,000	120,000	-	0.0%
5839 STATE REVENUE TEXAS GRANTS	-	-	0.0%	-	0.0%	-	-	-	0.0%
TOTAL STATE RESOURCES	<u>120,000</u>	<u>-</u>	<u>0.0%</u>	<u>-</u>	<u>0.0%</u>	<u>120,000</u>	<u>120,000</u>	<u>-</u>	<u>0.0%</u>
<b>FEDERAL RESOURCES:</b>									
5921 SCHOOL BREAKFAST PROGRAM	6,000,000	4,333,876	72.2%	617,814	10.3%	1,666,124	6,000,000	4,971,101	82.9%
5922 NATIONAL SCHOOL LUNCH PROGRAM	15,346,000	12,880,925	83.9%	1,494,872	9.7%	2,465,075	15,640,000	11,447,378	73.2%
5923 USDA DONATED COMMODITIES	1,500,000	-	0.0%	-	0.0%	1,500,000	1,850,000	-	0.0%
5938 SUMMER FEEDING PROGRAM	-	-	--	-	--	-	-	-	--
5939 CACFP SUPPER PROGRAM	200,000	393,749	196.9%	71,551	35.8%	(193,749)	200,000	433,129	216.6%
TOTAL FEDERAL RESOURCES	<u>23,046,000</u>	<u>17,608,550</u>	<u>76.4%</u>	<u>2,184,236</u>	<u>9.5%</u>	<u>5,437,450</u>	<u>23,690,000</u>	<u>16,851,608</u>	<u>71.1%</u>
<b>OTHER SOURCES:</b>									
7949 SBITA PROCEEDS	-	-	--	-	--	-	-	-	--
TOTAL OTHER REVENUE SOURCES	<u>-</u>	<u>-</u>	<u>--</u>	<u>-</u>	<u>--</u>	<u>-</u>	<u>-</u>	<u>-</u>	<u>--</u>
<b>TOTAL FOOD SERVICE REVENUE:</b>	<u>24,246,000</u>	<u>18,989,730</u>	<u>78.3%</u>	<u>2,358,299</u>	<u>9.7%</u>	<u>5,256,270</u>	<u>24,940,000</u>	<u>18,478,633</u>	<u>74.1%</u>
<b>EXPENDITURES:</b>									
<b>35 FOOD SERVICE:</b>									
6100 PAYROLL	10,104,542	6,747,801	66.8%	863,665	8.5%	3,356,741	9,461,378	6,849,040	72.4%
6200 CONTRACTED SERVICES	719,131	283,300	39.4%	27,301	3.8%	435,830	804,555	401,152	49.9%
6300 SUPPLIES	11,805,563	8,270,222	70.1%	981,471	8.3%	3,535,340	10,526,000	7,883,662	74.9%
6400 OTHER EXPENSE	83,591	25,475	30.5%	1,075	1.3%	58,115	88,200	38,007	43.1%
6600 CAPITAL OUTLAY	1,202,280	422,007	35.1%	59,603	5.0%	780,273	1,212,526	696,389	57.4%
FOOD SERVICE EXPENDITURES	<u>23,915,106</u>	<u>15,748,806</u>	<u>65.9%</u>	<u>1,933,113</u>	<u>8.1%</u>	<u>8,166,300</u>	<u>22,092,660</u>	<u>15,868,249</u>	<u>71.8%</u>
<b>36 EXTRA-CURRICULAR ACTIVITIES:</b>									
6100 PAYROLL	-	-	--	-	--	-	-	-	--
6200 CONTRACTED SERVICES	-	-	--	-	--	-	-	-	--
6300 SUPPLIES	-	-	--	-	--	-	-	-	--
6400 OTHER EXPENSE	-	-	--	-	--	-	-	-	--
6600 CAPITAL OUTLAY	-	-	--	-	--	-	-	-	--
EXTRA-CURRICULAR ACTIVITIES	<u>-</u>	<u>-</u>	<u>--</u>	<u>-</u>	<u>--</u>	<u>-</u>	<u>-</u>	<u>-</u>	<u>--</u>
<b>51 MAINTENANCE:</b>									
6100 PAYROLL	80,275	47,137	58.7%	7,587	9.5%	33,138	463,085	47,080	10.2%
6200 CONTRACTED SERVICES	9,980	5,520	55.3%	-	0.0%	4,460	9,980	9,240	92.6%
6300 SUPPLIES	192,626	61,579	32.0%	9,489	4.9%	131,046	374,265	145,359	38.8%
MAINTENANCE EXPENDITURES	<u>282,881</u>	<u>114,236</u>	<u>40.4%</u>	<u>17,077</u>	<u>6.0%</u>	<u>168,644</u>	<u>847,330</u>	<u>201,680</u>	<u>23.8%</u>
<b>71 DEBT SERVICE:</b>									
6500 DEBT SERVICE FEES	-	-	--	-	--	-	-	-	--
DEBT SERVICE EXPENDITURES	<u>-</u>	<u>-</u>	<u>--</u>	<u>-</u>	<u>--</u>	<u>-</u>	<u>-</u>	<u>-</u>	<u>--</u>
<b>81 FACILITIES:</b>									
6200 CONTRACTED SERVICES	-	-	--	-	--	-	-	-	--
6600 CAPITAL OUTLAY	-	-	--	-	--	-	299,196	-	0.0%
FACILITIES EXPENDITURES	<u>-</u>	<u>-</u>	<u>--</u>	<u>-</u>	<u>--</u>	<u>-</u>	<u>299,196</u>	<u>-</u>	<u>--</u>
<b>89 OTHER USES:</b>									
8911 INTERFUND TRANSFERS OUT	-	-	--	-	0.0%	-	-	-	--
<b>TOTAL 6000 EXPENDITURES:</b>	<u>24,197,986</u>	<u>15,863,042</u>	<u>65.6%</u>	<u>1,950,190</u>	<u>8.1%</u>	<u>8,334,944</u>	<u>23,239,185</u>	<u>16,069,929</u>	<u>69.2%</u>
<b>EXCESS (DEFICIENCY)</b>									
REVENUE OVER EXPENDITURES:	48,014	3,126,688		<u>408,109</u>			1,700,815	2,408,704	
<b>BEGINNING FUND BALANCE:</b>	<u>8,193,042</u>	<u>16,144,925</u>					<u>8,329,703</u>	<u>13,597,881</u>	
<b>ENDING FUND BALANCE:</b>	<u>8,241,056</u>	<u>19,271,613</u>					<u>10,030,518</u>	<u>16,006,585</u>	

**IRVING INDEPENDENT SCHOOL DISTRICT  
COMPARISON OF DEBT SERVICE BUDGET & ACTUAL  
March 31, 2025**

	CURRENT YEAR						PRIOR YEAR		
	09/01/2024 to 03/31/2025			03/25		(OVER) UNDER YTD BUDGET	09/01/2023 to 03/31/2024		
	BUDGET	YTD ACTUAL	%YTD	MTD ACTUAL	%MTD		BUDGET	YTD ACTUAL	%YTD
<b>REVENUE:</b>									
<b>LOCAL RESOURCES:</b>									
5711 TAXES CURRENT YEAR	64,299,650	61,328,272	95.4%	909,499	1.4%	2,971,378	61,000,850	57,453,854	94.2%
5712 DELINQUENT TAXES	100,000	805,541	805.5%	(24,763)	-24.8%	(705,541)	100,000	(514,937)	-514.9%
5719 OTHER TAX RELATED REVENUE	-	263,809	--	64,074	--	(263,809)	-	178,807	--
TOTAL TAXES	64,399,650	62,397,623	96.9%	948,809	1.5%	2,002,027	61,100,850	57,117,724	93.5%
5742 INVESTMENT EARNINGS	250,000	88,710	35.5%	14,800	5.9%	161,290	450,000	106,419	23.6%
TOTAL LOCAL RESOURCES	64,649,650	62,486,333	96.7%	963,609	1.5%	161,290	61,550,850	57,224,144	93.0%
<b>STATE RESOURCES (EDA):</b>									
5829 TEA/NON-FOUNDATION REVENUE	-	-	--	-	--	-	-	3,339,861	--
TOTAL STATE RESOURCES	-	-	--	-	--	-	-	3,339,861	--
<b>OTHER SOURCES:</b>									
7911 SALE OF BONDS	-	-	--	-	--	-	-	-	45
7915 INTERFUND TRANSERS IN	-	-	--	-	--	-	-	-	--
7916 PREMIUM (DISCOUNT) BONDS PAY	-	-	--	-	--	-	-	-	--
TOTAL OTHER SOURCES	-	-	--	-	0.0%	-	-	-	--
<b>TOTAL REVENUE:</b>	64,649,650	62,486,333	96.7%	1,912,418	3.0%	2,163,317	61,550,850	60,564,005	98.4%
<b>EXPENDITURES:</b>									
<b>71 DEBT SERVICE:</b>									
6500 DEBT SERVICE FEES	64,549,650	49,688,725	77.0%	3,500	0.0%	14,860,925	61,500,850	48,217,525	78.4%
DEBT SERVICE EXPENDITURES	64,549,650	49,688,725	77.0%	3,500	0.0%	14,860,925	61,500,850	48,217,525	78.4%
<b>OTHER USES:</b>									
8949 REFUNDING BONDS	-	-	0.0%	-	0.0%	-	-	-	--
TOTAL OTHER USES	-	-	0.0%	-	0.0%	-	-	-	--
<b>TOTAL EXPENDITURES:</b>	64,549,650	49,688,725	77.0%	3,500	0.0%	14,860,925	61,500,850	48,217,525	78.4%
<b>EXCESS (DEFICIENCY)</b>									
<b>REVENUE OVER EXPENDITURES:</b>	100,000	12,797,608		<u>1,908,918</u>			50,000	12,346,480	
<b>BEGINNING FUND BALANCE:</b>	9,630,167	12,875,345					8,344,557	12,506,051	
<b>ENDING FUND BALANCE:</b>	9,730,167	25,672,952					8,394,557	24,852,531	

**IRVING INDEPENDENT SCHOOL DISTRICT  
 COMBINED STATEMENT OF REVENUE, EXPENDITURES, AND CHANGES IN FUND BALANCES  
 ALL GOVERNMENTAL FUND TYPES  
 09/01/2024-03/31/2025**

DATA CONTROL CODES		GOVERNMENTAL FUND TYPES			
		100-199	200-499	500-599	600-699
		GENERAL	SPECIAL REVENUE EXCLUDING FOOD SERVICE	DEBT SERVICE	CAPITAL PROJECTS
	<b>REVENUE:</b>				
5700	Local and Intermediate Sources	\$ 158,032,493	\$ 377,905	\$ 62,486,333	\$ 10,351,285
5800	State Program Revenues	95,522,835.51	1,774,812	-	-
5900	Federal Program Revenues	1,017,701	12,360,929	-	-
5020	Total Revenue:	\$ 254,573,029	14,513,646	62,486,333	10,351,285
	<b>EXPENDITURES:</b>				
0010	Instruction and Instructional-Related Services	115,916,377	10,403,937	-	274,842
0020	Instructional and School Leadership	15,602,005	1,513,488	-	341,787
0030	Support Services - Student (Pupil)	25,152,216	1,070,204	-	619,654
0040	Administrative Support Services	6,018,267	827,835	-	362,944
0050	Support Services - Nonstudent Based	21,217,454	486,460	-	8,968,114
0060	Community Services	745,971	1,602,256	-	-
0070	Debt Service	-	-	49,688,725	-
0080	Capital Outlay	68,054	-	-	40,648,720
0090	Intergovernmental Charges/JJAEP/TIF	440,135	-	-	-
6030	Total Expenditures:	185,160,479	15,904,181	49,688,725	51,216,062
	<b>EXCESS (DEFICIENCY) REVENUE OVER (UNDER) EXPENDITURES:</b>	<u>69,412,550</u>	<u>(1,390,534)</u>	<u>12,797,608</u>	<u>(40,864,776)</u>
7900	<b>OTHER FINANCING SOURCES:</b>				
	Proceeds from Sale of Fixed Assets	-	-	-	-
	Proceeds from Sale of Bonds	-	-	-	-
	Premium (Discount) Bonds Payable	-	-	-	-
	Interfund Transfers In	-	-	-	7,900,000
7020	Total Other Financing Sources:	-	-	-	7,900,000
8900	<b>OTHER FINANCING USES:</b>				
	Refunding Bonds	-	-	-	-
	Interfund Transfers Out	-	-	-	7,900,000
8030	Total Other Financing Uses:	-	-	-	7,900,000
	<b>TOTAL OTHER FINANCING SOURCES AND (USES):</b>	<u>-</u>	<u>-</u>	<u>-</u>	<u>-</u>
1200	<b>EXCESS (DEFICIENCY) REVENUE AND OTHER FINANCING SOURCES OVER (UNDER) EXPENDITURES AND OTHER FINANCING USES:</b>	69,412,550	(1,390,534)	12,797,608	(40,864,776)
0100	<b>FUND BALANCE - September 1 (Beginning):</b>	<u>138,593,951</u>	<u>105,741</u>	<u>16,720,590</u>	<u>360,269,351</u>
3000	<b>FUND BALANCE (DEFICIT) - (Ending):</b>	<u>\$ 208,006,501</u>	<u>\$ (1,284,794)</u>	<u>\$ 29,518,198</u>	<u>\$319,404,575</u>

**IRVING INDEPENDENT SCHOOL DISTRICT**  
**COMBINED STATEMENT OF REVENUE, EXPENDITURES, AND CHANGES IN FUND BALANCES**  
**ALL GOVERNMENTAL FUND TYPES**  
**09/01/2023-03/31/2024**

DATA CONTROL CODES		GOVERNMENTAL FUND TYPES			
		100-199	200-499	500-599	600-699
		GENERAL	SPECIAL REVENUE EXCLUDING FOOD SERVICE	DEBT SERVICE	CAPITAL PROJECTS
	<b>REVENUE:</b>				
5700	Local and Intermediate Sources	\$ 146,348,736	\$ 159,655	\$ 57,224,144	\$ 11,449,561
5800	State Program Revenues	82,185,316.11	1,347,748	3,339,861	-
5900	Federal Program Revenues	6,441,567	24,334,873	-	-
5020	Total Revenue:	\$ 234,975,620	25,842,277	60,564,005	11,449,561
	<b>EXPENDITURES:</b>				
0010	Instruction and Instructional-Related Services	116,567,758	12,993,780	-	388,227
0020	Instructional and School Leadership	16,313,567	1,354,338	-	619,055
0030	Support Services - Student (Pupil)	23,492,383	1,352,714	-	5,969
0040	Administrative Support Services	6,312,734	9,111,859	-	976,229
0050	Support Services - Nonstudent Based	25,795,084	1,363,751	-	2,563,821
0060	Community Services	627,172	1,442,538	-	-
0070	Debt Service	-	-	48,217,525	-
0080	Capital Outlay	82,279	-	-	10,397,038
0090	Intergovernmental Charges/JJAEP/TIF	541,722	-	-	-
6030	Total Expenditures:	189,732,698	27,618,980	48,217,525	14,950,339
	<b>EXCESS (DEFICIENCY)</b>				
	<b>REVENUE OVER (UNDER) EXPENDITURES:</b>	<u>45,242,921</u>	<u>(1,776,703)</u>	<u>12,346,480</u>	<u>(3,500,778)</u>
7900	<b>OTHER FINANCING SOURCES:</b>				
	Proceeds from Sale of Fixed Assets	17,200	-	-	-
	Proceeds from Sale of Bonds	388,227	-	-	312,040,000
	Premium (Discount) Bonds Payable	-	-	-	38,566,705
	Operating Transfers In	-	-	-	-
	Special Items	-	-	-	-
	SBITA Proceeds	-	-	-	-
	Interfund Transfers In	-	-	-	48,851,350
7020	Total Other Financing Sources:	<u>405,427</u>	<u>-</u>	<u>-</u>	<u>399,458,055</u>
8900	<b>OTHER FINANCING USES:</b>				
	Refunding Bonds	-	-	-	-
	Operating Transfers Out	700,000	-	-	-
8030	Total Other Financing Uses:	<u>700,000</u>	<u>-</u>	<u>-</u>	<u>-</u>
	<b>TOTAL OTHER FINANCING SOURCES AND (USES):</b>	<u>(294,573)</u>	<u>-</u>	<u>-</u>	<u>399,458,055</u>
1200	<b>EXCESS (DEFICIENCY) REVENUE AND OTHER FINANCING SOURCES OVER (UNDER) EXPENDITURES AND OTHER FINANCING USES:</b>	44,948,348	(1,776,703)	12,346,480	395,957,277
0100	<b>FUND BALANCE - September 1 (Beginning):</b>	<u>86,201,136</u>	<u>33,453</u>	<u>(8,948,234)</u>	<u>5,511,642</u>
3000	<b>FUND BALANCE (DEFICIT) - (Ending):</b>	<u>\$ 131,149,484</u>	<u>\$ (1,743,250)</u>	<u>\$ 3,398,246</u>	<u>\$ 401,468,919</u>

**IRVING INDEPENDENT SCHOOL DISTRICT  
COMPARISON OF INTERNAL SERVICE FUNDS BUDGET & ACTUAL  
March 31, 2025**

	CURRENT YEAR						PRIOR YEAR		
	09/01/2024 to 03/31/2025			03/25			09/01/2023 to 03/31/2024		
	BUDGET	YTD ACTUAL	%YTD	MTD ACTUAL	%MTD	(OVER) UNDER BUDGET	BUDGET	YTD ACTUAL	%YTD
<b>REVENUE:</b>									
<b>LOCAL RESOURCES:</b>									
5739 OTHER TUITION AND FEES	-	-	-	-	-	-	-	-	-
5742 INVESTMENT EARNINGS	1,000.00	65,318.51	6531.9%	9,008	900.8%	(64,319)	1,000	72,249	7224.9%
5744 GIFTS AND BEQUESTS	-	-	-	-	-	-	-	-	-
5749 MISCELLANEOUS REVENUE	435,647	-	0.0%	-	0.0%	435,647	435,647	337,420	77.5%
5751 FOOD SERVICES	-	-	-	-	-	-	-	-	-
5754 INTERFUND TRANSACTIONS	2,040,368	849,231	41.6%	121,128	5.9%	1,191,137	2,040,368	890,214	43.6%
5755 ACTIVITY FUND RECEIPTS	250	-	0.0%	-	0.0%	250	250	-	0.0%
5769 REVENUE FROM INTERMEDIATE	-	-	-	-	-	-	-	-	-
<b>TOTAL LOCAL RESOURCES</b>	<b>2,477,265</b>	<b>914,549</b>	<b>36.9%</b>	<b>130,136</b>	<b>5.3%</b>	<b>1,562,716</b>	<b>2,477,265</b>	<b>1,299,884</b>	<b>52.5%</b>
<b>OTHER SOURCES:</b>									
7901 SALE OF REFUNDING BONDS	-	-	0.0%	-	0.0%	-	-	-	0.0%
7911 SALE OF BONDS	-	-	0.0%	-	0.0%	-	-	-	0.0%
7915 INTERFUND TRANSFER IN	-	-	-	-	-	-	700,000	700,000	100.0%
7916 PREMIUM (DISCOUNT) BONDS PAY	-	-	0.0%	-	0.0%	-	-	-	0.0%
7999 OTHER MISC SOURCES	-	-	0.0%	-	0.0%	-	-	-	0.0%
<b>TOTAL OTHER SOURCES</b>	<b>-</b>	<b>-</b>	<b>0.0%</b>	<b>-</b>	<b>0.0%</b>	<b>-</b>	<b>700,000</b>	<b>700,000</b>	<b>0.0%</b>
<b>TOTAL INTERNAL SERVICE FUNDS REVENUE:</b>	<b>2,477,265</b>	<b>914,549</b>	<b>36.9%</b>	<b>130,136</b>	<b>5.3%</b>	<b>1,562,716</b>	<b>3,177,265</b>	<b>1,999,884</b>	<b>62.9%</b>
<b>EXPENDITURES:</b>									
<b>13 STAFF DEVELOPMENT:</b>									
6300 SUPPLIES	-	-	-	-	-	-	-	-	-
<b>TOTAL STAFF DEVELOPMENT</b>	<b>-</b>	<b>-</b>	<b>-</b>	<b>-</b>	<b>-</b>	<b>-</b>	<b>-</b>	<b>-</b>	<b>-</b>
<b>21 INSTRUCTIONAL ADMINISTRATION:</b>									
6100 PAYROLL	225,387	(598)	-0.3%	-	0.0%	225,985	225,387	141,966	63.0%
6200 CONTRACTED SERVICES	-	-	-	-	-	-	-	-	-
6300 SUPPLIES	200,010	-	0.0%	-	0.0%	200,010	200,010	94,272	47.1%
6400 OTHER EXPENSE	10,500	-	0.0%	-	0.0%	10,500	10,500	60,373	575.0%
6600 CAPITAL OUTLAY	-	-	-	-	-	-	-	2,712	-
<b>TOTAL INSTRUCTIONAL ADMINISTRATION</b>	<b>435,897</b>	<b>(598)</b>	<b>-0.1%</b>	<b>-</b>	<b>0.0%</b>	<b>436,495</b>	<b>435,897</b>	<b>299,323</b>	<b>68.7%</b>
<b>35 FOOD SERVICE</b>									
6100 PAYROLL COSTS	-	-	-	-	-	-	-	-	-
6200 CONTRACTED SERVICES	-	-	-	-	-	-	-	-	-
6300 SUPPLIES	-	-	-	-	-	-	-	-	-
<b>TOTAL EXTRA-CURRICULAR ACTIVITIES:</b>	<b>-</b>	<b>-</b>	<b>-</b>	<b>-</b>	<b>-</b>	<b>-</b>	<b>-</b>	<b>-</b>	<b>-</b>
<b>36 EXTRA-CURRICULAR ACTIVITIES:</b>									
6100 PAYROLL	-	-	-	-	-	-	-	-	-
6200 CONTRACTED SERVICES	-	-	-	-	-	-	-	-	-
6300 SUPPLIES	-	-	-	-	-	-	-	-	-
6400 OTHER OPERATING COST	-	-	-	-	-	-	-	-	-
<b>TOTAL EXTRA-CURRICULAR ACTIVITIES:</b>	<b>-</b>	<b>-</b>	<b>-</b>	<b>-</b>	<b>-</b>	<b>-</b>	<b>-</b>	<b>-</b>	<b>-</b>
<b>41 GENERAL ADMINISTRATION:</b>									
6100 PAYROLL	177,270	74,762	42.2%	10,966	6.2%	102,508	177,270	83,794	47.3%
6200 CONTRACTED SERVICES	1,256,055	1,171,066	93.2%	282	0.0%	84,990	2,065,795	1,339,821	64.9%
6300 SUPPLIES	47,814	6,410	13.4%	954	2.0%	41,404	44,646	5,932	13.3%
6400 OTHER EXPENSE	390,840	27,735	7.1%	159	0.0%	363,105	314,545	266,564	84.7%
6500 DEBT SERVICE FEES	-	-	-	-	-	-	-	-	-
6600 CAPITAL OUTLAY	127,511	72,684	57.0%	9,684	7.6%	54,826	97,645	63,632	65.2%
<b>TOTAL GENERAL ADMINISTRATION</b>	<b>1,999,490</b>	<b>1,352,657</b>	<b>67.7%</b>	<b>22,045</b>	<b>1.1%</b>	<b>646,833</b>	<b>2,699,901</b>	<b>1,759,743</b>	<b>65.2%</b>
<b>51 MAINTENANCE:</b>									
6100 PAYROLL	-	-	-	-	-	-	-	-	-
6200 CONTRACTED SERVICES	-	-	-	-	-	-	-	1,242	-
6300 SUPPLIES	3,660	-	0.0%	-	0.0%	3,660	3,660	-	0.0%
6400 OTHER OPERATING COST	41,807	36,139	86.4%	-	0.0%	5,668	37,807	36,137	95.6%
<b>TOTAL EXTRA-CURRICULAR ACTIVITIES:</b>	<b>45,467</b>	<b>36,139</b>	<b>-</b>	<b>-</b>	<b>-</b>	<b>9,328</b>	<b>41,467</b>	<b>37,379</b>	<b>-</b>
<b>61 COMMUNITY SERVICES:</b>									
6100 PAYROLL	-	-	-	-	-	-	-	-	-
6200 CONTRACTED SERVICES	-	-	-	-	-	-	-	-	-
6300 SUPPLIES	-	-	-	-	-	-	-	-	-
6400 OTHER EXPENSE	-	-	-	-	-	-	-	-	-
<b>TOTAL COMMUNITY SERVICES</b>	<b>-</b>	<b>-</b>	<b>-</b>	<b>-</b>	<b>-</b>	<b>-</b>	<b>-</b>	<b>-</b>	<b>-</b>
<b>71 DEBT SERVICE:</b>									
6500 DEBT SERVICE FEES	-	-	-	-	-	-	-	-	-
<b>DEBT SERVICE EXPENDITURES</b>	<b>-</b>	<b>-</b>	<b>-</b>	<b>-</b>	<b>-</b>	<b>9,328</b>	<b>-</b>	<b>-</b>	<b>-</b>
<b>OTHER USES:</b>									
8911 INTERFUND TRANSFERS OUT	-	-	-	-	-	-	-	-	-
<b>TOTAL OTHER USES</b>	<b>-</b>	<b>-</b>	<b>-</b>	<b>-</b>	<b>-</b>	<b>-</b>	<b>-</b>	<b>-</b>	<b>-</b>
<b>TOTAL 6000 EXPENDITURES:</b>	<b>2,480,854</b>	<b>1,388,198</b>	<b>56.0%</b>	<b>22,045</b>	<b>0.9%</b>	<b>1,092,656</b>	<b>3,177,265</b>	<b>2,096,445</b>	<b>66.0%</b>
<b>NET INCOME (LOSS)</b>	<b>(3,589)</b>	<b>(473,649)</b>	<b>-</b>	<b>108,091</b>	<b>-</b>	<b>-</b>	<b>-</b>	<b>(96,562)</b>	<b>-</b>
<b>BEGINNING FUND BALANCE:</b>	<b>69,855</b>	<b>482,982</b>	<b>-</b>	<b>-</b>	<b>-</b>	<b>-</b>	<b>506,023</b>	<b>506,023</b>	<b>-</b>
<b>ENDING FUND EQUITY BALANCE:</b>	<b>66,265</b>	<b>9,333</b>	<b>-</b>	<b>-</b>	<b>-</b>	<b>-</b>	<b>506,023</b>	<b>409,461</b>	<b>-</b>

**IRVING INDEPENDENT SCHOOL DISTRICT  
 COMBINED STATEMENT OF REVENUE, EXPENSES AND  
 CHANGES IN FUND NET ASSETS  
 INTERNAL SERVICE FUNDS  
 09/01/2024-03/31/2025**

	<b>FOOD SERVICE VENDING 712</b>	<b>WORKERS COMPENSATION 771</b>	<b>UNEMPLOYMENT 772</b>	<b>SCIENCE REFURBISHMENT 774</b>	<b>PRINTSHOP SERVICE CENTER 775</b>	<b>TOTAL PROPRIETARY FUNDS 700-799</b>
<b>OPERATING REVENUE</b>						
5700 Charges for Services	\$ -	\$ 760,323	\$ 6,903	\$ -	\$ 82,005	\$ 849,231
5020 Total Operating Revenue	-	760,323	6,903	-	82,005	849,231
<b>OPERATING EXPENSES</b>						
6100 Payroll Costs	-	45,871	28,891	(598)		74,164
6200 Professional/Contracted Services	-	1,157,303	6,600		7,163	1,171,066
6300 Supplies and Materials	-	3,354	-	-	3,056	6,410
6400 Claims, Admin, & Other Expenses	-	63,874	-	-		63,874
6600 Capital Outlay	-				72,684	72,684
6030 Total Operating Expenses	-	1,270,401	35,491	(598)	82,904	1,388,198
Operating Income (Loss)	-	(510,078)	(28,589)	598	(899)	(538,967)
<b>NON-OPERATING REVENUE</b>						
5742 Interest Income	-	65,319	-	-	-	65,319
<b>OTHER SOURCES</b>						
7900 Interfund Transfers In	-	-	-	-	-	-
<b>OTHER USES</b>						
8911 Interfund Transfers Out	-	-	-	-	-	-
<b>CHANGE IN NET ASSETS</b>	<b>\$ -</b>	<b>\$ (444,760)</b>	<b>\$ (28,589)</b>	<b>\$ 598</b>	<b>\$ (899)</b>	<b>\$ (473,649)</b>
Total Net Assets - September 1						
0100 (Beginning)	\$ -	\$ 1,745,652	\$ 453,940	\$ (797,416)	\$ 104,231	\$ 1,506,408
<b>3000 TOTAL NET ASSETS</b>	<b>\$ -</b>	<b>\$ 1,300,892</b>	<b>\$ 425,352</b>	<b>\$ (796,817)</b>	<b>\$ 103,332</b>	<b>\$ 1,032,759</b>

49

**IRVING INDEPENDENT SCHOOL DISTRICT  
 COMBINED STATEMENT OF REVENUE, EXPENSES AND  
 CHANGES IN FUND NET ASSETS  
 INTERNAL SERVICE FUNDS  
 09/01/2023-03/31/2024**

	<b>FOOD SERVICE VENDING 712</b>	<b>WORKERS COMPENSATION 771</b>	<b>UNEMPLOYMENT 772</b>	<b>SCIENCE REFURBISHMENT 774</b>	<b>PRINTSHOP SERVICE CENTER 775</b>	<b>TOTAL PROPRIETARY FUNDS 700-799</b>
<b>OPERATING REVENUE</b>						
5700 Charges for Services	\$ -	\$ 794,511	\$ 7,220	\$ 337,005	\$ 88,898	\$ 1,227,635
5020 Total Operating Revenue	-	794,511	7,220	337,005	88,898	1,227,635
<b>OPERATING EXPENSES</b>						
6100 Payroll Costs	-	52,619	31,175	141,966		225,760
6200 Professional/Contracted Services	-	1,317,142			23,921	1,341,063
6300 Supplies and Materials	-	2,762	-	94,272	3,170	100,204
6400 Claims, Admin, & Other Expenses	-	267,485	35,216	60,373	-	363,074
6500 Debt Service Fees	-	-	-	-	-	-
6600 Capital Outlay	-	-	-	2,712	63,632	66,344
6030 Total Operating Expenses	-	1,640,007	66,391	299,323	90,724	2,096,445
Operating Income (Loss)	-	(845,496)	(59,171)	37,682	(1,826)	(868,811)
<b>NON-OPERATING REVENUE</b>						
5742 Interest Income	-	72,249	-	-	-	72,249
<b>OTHER SOURCES</b>						
7900 Interfund Transfers In	-	700,000	-	-	-	700,000
<b>OTHER USES</b>						
8911 Interfund Transfers Out	-	-	-	-	-	-
<b>CHANGE IN NET ASSETS</b>						
Total Net Assets - September 1 0100 (Beginning)	\$ -	\$ (73,247)	\$ (59,171)	\$ 37,682	\$ (1,826)	\$ (96,562)
3000 <b>TOTAL NET ASSETS</b>	\$ -	\$ 1,349,052	\$ 614,277	\$ (213,322)	\$ 45,893	\$ 1,795,900
	\$ -	\$ 1,275,805	\$ 555,106	\$ (175,640)	\$ 44,067	\$ 1,699,338

50

CONSOLIDATED BALANCE SHEET FOR GO 2025 7

OBJ	OBJ DESCRIPTION	NET CHANGE FOR PERIOD	ACCOUNT BALANCE
<b>ASSETS</b>			
1111	CASH IN BANK	9,343,448.09	94,270,424.59
1151	IMPREST FUNDS	.00	536.81
1152	IMPREST CAFT/ACCT. OVER/UNDER	.00	-137.15
1153	IMPREST CHANGE FUND	-150.00	3,404.45
1170	LEGACY TEXAS MMA	3,131.48	1,232,153.08
1173	AGENCY SECURITIES	.00	1,439,374.43
1175	TEXPOOL	4,267.33	1,163,439.37
1176	TEXSTAR	37,263.57	10,150,297.47
1177	LONE STAR POOL	22,700.62	6,202,559.43
1178	TEXAS CLASS	-27,695,306.28	71,789,814.59
1179	LOGIC	36,691.25	9,716,273.37
1180	LANDING ROCK INVESTORS	39,729.61	11,284,696.66
1222	PROPERTY TAXES - DELQ-PRIOR YE	.00	6,085,466.00
1231	ALLOWANCE FOR UNCOLLECTABLE TA	.00	-2,274,235.00
1241	DUE FROM STATE	.00	1,756,411.00
1251	ACCRUED INTEREST	515.62	-47,568.72
1262	DUE FROM SPECIAL REVENUE	.00	18,944,100.00
1263	DUE FROM I & S	-667.79	-7,895.19
1266	DUE FROM INTERNAL SERVICE FUND	.00	770,781.00
1291	RECEIVABLES	.00	-.25
1295	DUE FROM TRISTAR	-502.50	-118,923.44
1311	INVENTORIES - GENERAL SUPPLIES	60,253.18	400,786.78
1312	INVENTORIES - SCHOOLDUDE	-2,561.07	377,712.76
1313	POSTAGE	-1,769.72	59,746.33
1411	DEFERRED EXPENDITURES	.00	57,420.00
1493	RETURNED CHECKS	.00	10,225.34
1495	PREPAID EXPENSE	.00	37,026.30
	<b>TOTAL ASSETS</b>	<b>-18,152,956.61</b>	<b>233,303,890.01</b>
<b>LIABILITIES</b>			
2110	ACTIVE CARD INTEGRATION PAYABL	-43,870.48	-138,458.28
2111	ACCOUNTS PAYABLE	-173,694.78	-212,757.26
2113	TAX REFUNDS/ATTNY'S FEE	-5,566.56	-289,963.19
2114	RETAINAGES	.00	40.00
2161	ACCRUED WAGES PAYABLE	.00	-19,367,982.84
2181	DUE TO STATE	-6.86	2,261.88
2199	CREDIT CARD SUSPENSION	.00	-261,665.78
2311	DEFERRED REVENUE	-1,674.00	-3,817,148.60
	<b>TOTAL LIABILITIES</b>	<b>-224,812.68</b>	<b>-24,085,674.07</b>
<b>FUND BALANCE</b>			
3411	RESERVE FOR INVENTORIES	.00	-623,456.00
3431	RESERVE FOR PREPAID ITEMS	.00	-99,921.00
3441	RESERVE FOR OUTSTANDING ENCUMB	.00	392,378.42

CONSOLIDATED BALANCE SHEET FOR GO 2025 7

OBJ	OBJ DESCRIPTION	NET CHANGE FOR PERIOD	ACCOUNT BALANCE
<b>FUND BALANCE</b>			
3591	OTHER DESIGNATED FUND BALANCE	.00	-39,167,916.45
3610	FUND BALANCE FOR PEIMS	.00	-308.23
3611	FUND BALANCE BEG-OF-YEAR	989.00	-100,367,638.00
3612	BUDGET SURPLUS/DEFICIT	-74,077.99	2,159,784.98
4310	RESERVE FOR ENCUMBRANCES	-350,375.67	-6,700,113.47
4311	RESERVE FOR ENCUMBRANCES	350,375.67	6,700,113.47
5010	ESTIMATED REVENUE - CO	172,844.03	322,070,206.42
5050	REALIZED REVENUE - CO	-7,005,831.87	-254,573,028.78
6010	APPROPRIATED EXPENDITURES - CO	-98,766.04	-324,230,705.40
6050	EXPENDITURES - CO	25,382,612.16	185,222,388.10
	TOTAL FUND BALANCE	18,377,769.29	-209,218,215.94
	TOTAL LIABILITIES + FUND BALANCE	18,152,956.61	-233,303,890.01

\*\* END OF REPORT - Generated by MIEISHA RUNNELS \*\*

CONSOLIDATED BALANCE SHEET FOR FS 2025 7

OBJ	OBJ DESCRIPTION	NET CHANGE FOR PERIOD	ACCOUNT BALANCE
<b>ASSETS</b>			
1111	CASH IN BANK	800,292.33	-11,402,067.20
1151	IMPREST FUNDS	.00	1,000.00
1153	IMPREST CHANGE FUND	.00	685.00
1178	TEXAS CLASS	119,638.05	31,803,401.45
1241	DUE FROM STATE	-546,762.68	-202,961.42
1311	INVENTORIES - GENERAL SUPPLIES	.00	269,460.11
	<b>TOTAL ASSETS</b>	<b>373,167.70</b>	<b>20,469,517.94</b>
<b>LIABILITIES</b>			
2110	ACTIVE CARD INTEGRATION PAYABL	39,382.55	-2,024.52
2111	ACCOUNTS PAYABLE	-4,355.27	-8,986.99
	<b>TOTAL LIABILITIES</b>	<b>35,027.28</b>	<b>-11,011.51</b>
<b>FUND BALANCE</b>			
3411	RESERVE FOR INVENTORIES	.00	-269,460.00
3441	RESERVE FOR OUTSTANDING ENCUMB	.00	1,377.40
3451	RESERVE - FOOD SERVICE	.00	-17,056,419.18
3612	BUDGET SURPLUS/DEFICIT	.00	-48,013.60
4310	RESERVE FOR ENCUMBRANCES	-14,645.06	-1,072,279.54
4311	RESERVE FOR ENCUMBRANCES	14,645.06	1,072,279.54
5010	ESTIMATED REVENUE - CO	.00	24,246,000.00
5050	REALIZED REVENUE - CO	-2,358,299.23	-18,997,046.86
6010	APPROPRIATED EXPENDITURES - CO	.00	-24,197,986.40
6050	EXPENDITURES - CO	1,950,104.25	15,863,042.21
	<b>TOTAL FUND BALANCE</b>	<b>-408,194.98</b>	<b>-20,458,506.43</b>
	<b>TOTAL LIABILITIES + FUND BALANCE</b>	<b>-373,167.70</b>	<b>-20,469,517.94</b>

53

\*\* END OF REPORT - Generated by MIEISHA RUNNELS \*\*

CONSOLIDATED BALANCE SHEET FOR DS 2025 7

OBJ	OBJ DESCRIPTION	NET CHANGE FOR PERIOD	ACCOUNT BALANCE
<b>ASSETS</b>			
1111	CASH IN BANK	951,642.02	21,687,482.68
1177	LONE STAR POOL	3,584.43	979,384.93
1178	TEXAS CLASS	4,214.75	2,979,107.36
1222	PROPERTY TAXES - DELQ-PRIOR YE	.00	1,980,436.00
1231	ALLOWANCE FOR UNCOLLECTABLE TA	.00	-636,139.00
1241	DUE FROM STATE	.00	56,018.00
	<b>TOTAL ASSETS</b>	<b>959,441.20</b>	<b>27,046,289.97</b>
<b>LIABILITIES</b>			
2171	DUE TO GENERAL FUND	667.79	7,895.19
2311	DEFERRED REVENUE	.00	-1,344,297.00
	<b>TOTAL LIABILITIES</b>	<b>667.79</b>	<b>-1,336,401.81</b>
<b>FUND BALANCE</b>			
3480	RESTRICTED - LT DEBT RETIREMEN	.00	-11,321,660.82
3611	FUND BALANCE BEG-OF-YEAR	.00	-1,590,619.81
3612	BUDGET SURPLUS/DEFICIT	.00	-100,000.00
5010	ESTIMATED REVENUE - CO	.00	64,649,650.00
5050	REALIZED REVENUE - CO	-963,608.99	-62,486,332.53
6010	APPROPRIATED EXPENDITURES - CO	.00	-64,549,650.00
6050	EXPENDITURES - CO	3,500.00	49,688,725.00
	<b>TOTAL FUND BALANCE</b>	<b>-960,108.99</b>	<b>-25,709,888.16</b>
	<b>TOTAL LIABILITIES + FUND BALANCE</b>	<b>-959,441.20</b>	<b>-27,046,289.97</b>

\*\* END OF REPORT - Generated by MIEISHA RUNNELS \*\*

**CONSENT AGENDA**  
5/19/2025

**TOPIC:** Consider Approval of Resolution and Order No. 24-25-02 Authorizing May Amendment to the 2024-2025 Budget

<b>Revenue &amp; Other Resources</b>	<b>Approved Amended Budget</b>	<b>Proposed Amendments</b>	<b>Amended Budget</b>
General Operating Fund	\$322,070,206	141,594	\$322,211,800
Food Service Fund	24,246,000	-	\$24,246,000
Debt Service Fund	64,649,650	-	\$64,649,650
<b>Total Revenue &amp; Other Sources</b>	<b>\$410,965,856</b>	<b>\$ 141,594</b>	<b>\$ 411,107,450</b>
<b>Appropriations &amp; Other Uses</b>			
General Operating Fund	\$ 324,230,705	\$ 95,883	\$324,326,588
Food Service Fund	24,197,986	-	24,197,986
Debt Service Fund	64,549,650	-	64,549,650
<b>Total Appropriations &amp; Other Uses</b>	<b>\$ 412,978,342</b>	<b>\$ 95,883</b>	<b>\$413,074,224</b>

**SUBMITTED BY:** Fernando Natividad, Chief Financial Officer and Mahdia Lalee, Director of Business Operations

**BACKGROUND:** In accordance with Texas Education Code Sec. 44.006, "Public funds of the school district may not be spent in any manner other than as provided for in the budget adopted by the board of trustees, but the board may amend a budget or adopt a supplementary emergency budget to cover necessary unforeseen expenses."

**ADMINISTRATIVE RECOMMENDATION:** The Administration recommends approving Resolution and Order No. 24-25-02 increasing the districts total budgeted revenue to \$411,107,450 and increasing total appropriations to \$413,074,224.

**RECOMMENDED BOARD MOTION:** I move the Board approve Resolution and Order No. 24-25-02.

**ATTACHMENTS:**

1. May Budget Amendment Memo 24-25 to Fernando Natividad
2. Resolution and Order No. 24-25-02

## AGENDA SHEET

**Meeting Date:** 05/19/2025

**Resolution/Order No.:** 24-25-02

**Topic:** A Resolution of the Board of Trustees of the Irving Independent School District Adopting an Order Approving Amendment to the 2024-2025 Budget, Appropriating Necessary Funds for Certain Transactions or Projects, and Authorizing Other Matters Relating to the Subject.

**WHEREAS**, the Board of Trustees of the Irving Independent School District heretofore adopted the District's Budget for the 2024-2025 fiscal year which contained estimates of resources and revenues for the year from various sources, and included various capital projects and purchases to be undertaken during the fiscal year, together with the estimated costs thereof; and

**WHEREAS**, it is now apparent the Budget, as amended, should be amended to properly reflect actual changes in operations, revenues, activities, and projects not earlier foreseen or contemplated; and

**WHEREAS**, the Administrative Staff of the District has submitted proposed amendments to the 2024-2025 Budget reflecting the funds and sources of revenues to be allocated to and appropriated for the described projects or activities, a true and correct copy being attached hereto and marked Exhibit "A".

**NOW, THEREFORE, BE IT RESOLVED BY THE BOARD OF TRUSTEES OF THE IRVING INDEPENDENT SCHOOL DISTRICT THAT THE TRUSTEES ADOPT THE FOLLOWING ORDER THAT:**

**SECTION 1:** The proposed amendments to the Budget for the 2024-2025 fiscal year, as amended, as filed and submitted to the District's Board of Trustees and described in Exhibit "A" hereto, containing estimates of resources and revenues for the year from all of the various sources, and the projects, operations, activities, and purchases proposed to be undertaken during the remainder of the year, together with estimated costs thereof, and estimates amounts of all other proposed expenditures, are hereby approved and adopted.

**SECTION 2:** A true and correct copy of Exhibit "A" be filed in the minutes of the Board of Trustees with this Resolution and Order.

**SECTION 3:** There are hereby appropriated from the funds indicated and for such purposes, respectively, such sums of money as may be required for the accomplishment of each of the projects, activities, operations, purchases, or other expenditures described in Exhibit "A" not to exceed for all such payment proposed for any department the total amount of the estimated costs of such projects, operations, activities, purchases, and other expenditures proposed for such department, the actual expenditures of which to be authorized in accordance with law and policies of the Board of Trustees.

**SECTION 4:** Should any part, portion, section, or part of a section of this Order or the amended Budget be declared invalid, inoperative, or void for any reason by a court of competent jurisdiction, such decision, opinion, judgment shall in no way affect the remaining portions, parts, sections, or parts of sections of the Order or the amendments to the Budget, which provisions shall be, remain, and continue to be in full force and effect.

**IT IS SO RESOLVED.**

**PASSED, APPROVED AND ENACTED** by the Board of Trustees of the Irving Independent School District, Irving, Texas, on 5/19/2025, at a duly constituted meeting for which notice was timely given.

\_\_\_\_\_  
President  
Board of Trustees  
Irving Independent School District

ATTEST:

APPROVED AS TO FORM ONLY:

\_\_\_\_\_  
Secretary  
Board of Trustees  
Irving Independent School District

\_\_\_\_\_  
Chief Legal Counsel  
Irving Independent School District

Date: May 19, 2025

To: Fernando Natividad, Chief Financial Officer

Subject: May Amendment to the 2024-2025 Budget

---

**General Operating Fund**

Total budgeted revenue to increase by \$141,594 dollars and total budgeted appropriations and other uses increased by \$95,883 which is summarized as follows:

**Revenue:**

➤ Increase to campus activity funds

5744 – Gifts and Bequests	1,000	
5755 – Activity Fund Receipt	125,476	
5767 – Irving School Foundation	15,118	

---

---

\$ 141,594

**Appropriations:**

➤ Increases (decreases) to campus activity funds (from campus fund balance) to reflect increase in fund balance:

Function 11 – Instruction	58,883	
Function 12 – Library	(3,100)	
Function 13 – Staff Development	(151)	
Function 23 – School Administration	14,933	
Function 36 – Extra-Curricular Activities	22,909	
Function 61 – Community Services	2,409	95,883

➤ Increases (decreases) to budget for other transfers:

Function 11 – Instruction	(614,994)	
Function 12 – Library	47,232	
Function 13 – Staff Development	(192,406)	
Function 21 – Instructional Administration	164,918	
Function 23 – School Administration	191,586	
Function 31 – Guidance and Counseling	(2,571)	
Function 33 – Health Services	(536)	
Function 34 – Pupil Transportation	(165,000)	
Function 36 – Extra-Curricular Activities	136,003	
Function 41 – General Administration	190,468	
Function 51 – Maintenance and Operation	213,534	
Function 52 – Security	(3,500)	
Function 53 – Data Processing Services	(29,500)	
Function 61 – Community Services	64,766	0

---

---

\$ 95,883

**Food Service and Debt Service Fund**

There are no proposed budget changes to the Food Service and Debt Service Fund.

**May Amendments to the 2024-2025 Budget**

Increasing revenue to \$411,107,450  
 Increasing appropriations to \$413,074,224

	Approved Amended Budget	Proposed Amendments	Amended Budget
Revenue:			
General Operating Fund	\$322,070,206	141,594	\$322,211,800
Food Service Fund	24,246,000	-	\$24,246,000
Debt Service Fund	64,649,650	-	\$64,649,650
	<u>\$410,965,856</u>	<u>141,594</u>	<u>\$411,107,450</u>
Appropriations:			
General Operating Fund	324,230,705	95,883	\$324,326,588
Food Service Fund	24,197,986	-	24,197,986
Debt Service Fund	64,549,650	-	64,549,650
	<u>\$412,978,342</u>	<u>95,883</u>	<u>\$413,074,224</u>
Net Decrease to General Operating Fund Balance		<u>45,711</u>	
Net Decrease to Food Service Fund Balance		<u>-</u>	
Net Decrease to Debt Service Fund Balance		<u>-</u>	

**IRVING INDEPENDENT SCHOOL DISTRICT  
OFFICIAL DISTRICT BUDGET  
GENERAL OPERATING FUND  
May 2025 BUDGET AMENDMENT**

	<u>ORIGINAL BUDGET</u>	<u>PROPOSED AMENDMENTS TO ORIGINAL BUDGET</u>	<u>APPROVED AMENDED BUDGET</u>	<u>PROPOSED AMENDMENTS</u>	<u>NEW AMENDED BUDGET</u>
<b>REVENUE:</b>					
<b>LOCAL RESOURCES:</b>					
5711 TAXES CURRENT YEAR	154,020,875	-	154,020,875	-	154,020,875
5712 DELINQUENT TAXES	228,522	-	228,522	-	228,522
5719 OTHER TAX RELATED REVENUE	446,729	-	446,729	-	446,729
<b>TOTAL TAXES</b>	<u>154,696,126</u>	<u>-</u>	<u>154,696,126</u>	<u>-</u>	<u>154,696,126</u>
<b>OTHER LOCAL REVENUE:</b>					
5735 SUMMER SCHOOL	-	-	-	-	-
5738 PARKING FEES	4,500	-	4,500	-	4,500
5739 OTHER TUITION AND FEES	100,000	-	100,000	-	100,000
5742 INVESTMENT EARNINGS	250,000	-	250,000	-	250,000
5743 RENTAL OF FACILITIES	50,000	-	50,000	-	50,000
5744 GIFTS AND BEQUESTS	70,000	1,101	71,101	1,000	72,101
5745 NET INSURANCE RECOVERY	6,000	-	6,000	-	6,000
5746 TIF TAXES COLLECTED	-	-	-	-	-
5749 MISCELLANEOUS	200,000	-	200,000	-	200,000
5752 ATHLETIC	-	-	-	-	-
5755 ACTIVITY FUND RECEIPTS	1,000,000	408,780	1,408,780	125,476	1,534,256
5766 CONCURRENT ENROLLMENT	25,000	-	25,000	-	25,000
5767 IRVING SCHOOL FOUNDATION	-	107,057	107,057	15,118	122,174
5769 REVENUE FROM INTERMEDIATE	44,500	-	44,500	-	44,500
<b>TOTAL OTHER LOCAL RESOURCES</b>	<u>1,750,000</u>	<u>516,937</u>	<u>2,266,937</u>	<u>141,594</u>	<u>2,408,531</u>
<b>TOTAL LOCAL RESOURCES</b>	<u>156,446,126</u>	<u>516,937</u>	<u>156,963,063</u>	<u>141,594</u>	<u>157,104,657</u>
<b>STATE RESOURCES:</b>					
5811 PER CAPITA	-	-	-	-	-
5812 FOUNDATION ENTITLEMENTS	150,338,143	-	150,338,143	-	150,338,143
5819 FOUNDATION SUMMER SCHOOL	-	-	-	-	-
5829 TEA/NON-FOUNDATION REVENUE	-	-	-	-	-
5831 STATE T.R.S. ON BEHALF	11,000,000	-	11,000,000	-	11,000,000
<b>TOTAL STATE RESOURCES</b>	<u>161,338,143</u>	<u>-</u>	<u>161,338,143</u>	<u>-</u>	<u>161,338,143</u>
<b>FEDERAL RESOURCES:</b>					
5929 FEDERAL REVENUE - INDIRECT COST	300,000	-	300,000	-	300,000
5931 SHARS REIMBURSEMENT	3,219,000	-	3,219,000	-	3,219,000
5946 BABS SUBSIDY	-	-	-	-	-
5949 R.O.T.C. REIMBURSEMENT	250,000	-	250,000	-	250,000
<b>TOTAL FEDERAL RESOURCES</b>	<u>3,769,000</u>	<u>-</u>	<u>3,769,000</u>	<u>-</u>	<u>3,769,000</u>
<b>TOTAL REVENUES</b>	<u>321,553,269</u>	<u>516,937</u>	<u>322,070,206</u>	<u>141,594</u>	<u>322,211,800</u>
<b>OTHER SOURCES</b>					
7912 SALE OF FIXED ASSETS	-	-	-	-	-
7915 INTERFUND TRANSFERS IN	-	-	-	-	-
<b>TOTAL OTHER SOURCES</b>	<u>-</u>	<u>-</u>	<u>-</u>	<u>-</u>	<u>-</u>
<b>TOTAL REVENUE AND OTHER SOURCES</b>	<u>321,553,269</u>	<u>516,937</u>	<u>322,070,206</u>	<u>141,594</u>	<u>322,211,800</u>

IRVING INDEPENDENT SCHOOL DISTRICT  
OFFICIAL DISTRICT BUDGET  
GENERAL OPERATING FUND  
May 2025 BUDGET AMENDMENT

	<u>ORIGINAL BUDGET</u>	<u>PROPOSED AMENDMENTS TO ORIGINAL BUDGET</u>	<u>APPROVED AMENDED BUDGET</u>	<u>PROPOSED AMENDMENTS</u>	<u>NEW AMENDED BUDGET</u>
<b>EXPENDITURES:</b>					
00 Indirect Costs	-	-	-	-	-
11 Instruction	190,462,851	(3,108,409)	187,354,442	(556,112)	186,798,330
12 Library	4,774,334	(131,437)	4,642,897	44,132	4,687,029
13 Staff Development	7,702,163	(3,118,486)	4,583,677	(192,557)	4,391,120
21 Instructional Administration	7,749,696	(50,881)	7,698,815	164,918	7,863,733
23 School Administration	18,940,065	(116,544)	18,823,521	206,519	19,030,040
31 Counseling Services	15,901,922	1,696,285	17,598,207	(2,571)	17,595,636
32 Attendance Services	875,543	(4,753)	870,790	-	870,790
33 Health Services	5,309,892	(1,935,201)	3,374,691	(536)	3,374,156
34 Pupil Transportation	11,101,623	(29,864)	11,071,759	(165,000)	10,906,759
35 Food Services	290,498	-	288,898	-	288,898
36 Extra-Curricular Activities	4,055,260	823,707	4,878,967	158,912	5,037,879
41 General Administration	11,783,723	8,450,311	20,234,034	190,468	20,424,502
51 Maintenance	29,146,154	(244,028)	28,902,126	213,534	29,115,660
52 Security	4,944,737	(221,962)	4,722,775	(3,500)	4,719,275
53 Data Processing	4,911,151	(54,672)	4,856,479	(29,500)	4,826,979
61 Community Services	2,653,213	641,607	3,294,820	67,175	3,361,994
71 Debt Service	-	63,750	63,750	-	63,750
81 Facilities	-	39,827	39,827	-	39,827
95 Payments to JJAEP	190,000	-	190,000	-	190,000
97 Payments to Tax Increment Funds	-	-	-	-	-
99 Intergovernmental Charges	740,232	-	740,232	-	740,232
<b>TOTAL EXPENDITURES</b>	<u>321,533,057</u>	<u>2,699,248</u>	<u>324,230,705</u>	<u>95,883</u>	<u>324,326,588</u>
<b>OTHER USES</b>					
8911 Interfund Transfers Out	-	-	-	-	-
<b>TOTAL EXPENDITURES AND OTHER USES</b>	<u>321,533,057</u>	<u>2,699,248</u>	<u>324,230,705</u>	<u>95,883</u>	<u>324,326,588</u>
<b>EXCESS (DEFICIENCY) REVENUES OVER EXPENDITURES</b>	20,212	3,216,186	(2,160,499)	45,711	(2,114,788)
<b>EST. BEGINNING FUND BALANCE</b>	<u>80,655,940</u>	-	<u>80,655,940</u>	-	<u>80,655,940</u>
<b>ENDING FUND BALANCE</b>	<u>80,676,152</u>	<u>3,216,186</u>	<u>78,495,441</u>	-	<u>78,541,152</u>

**IRVING INDEPENDENT SCHOOL DISTRICT  
OFFICIAL DISTRICT BUDGET  
FOOD SERVICE  
May 2025 BUDGET AMENDMENT**

	<b>ORIGINAL BUDGET</b>	<b>APPROVED AMENDMENTS</b>	<b>APPROVED AMENDED BUDGET</b>	<b>PROPOSED AMENDMENTS</b>	<b>NEW AMENDED BUDGET</b>
<b>REVENUE:</b>					
<b>LOCAL RESOURCES:</b>					
5742 INVESTMENT EARNINGS	80,000	-	80,000	-	80,000
5751 FOOD SERVICES	1,000,000	-	1,000,000	-	1,000,000
5755 ACTIVITY FUND RECEIPTS	-	-	-	-	-
<b>TOTAL LOCAL RESOURCES</b>	<b>1,080,000</b>	<b>-</b>	<b>1,080,000</b>	<b>-</b>	<b>1,080,000</b>
<b>STATE RESOURCES:</b>					
5829 STATE MATCH - FOOD SERVICE	120,000	-	120,000	-	120,000
<b>TOTAL STATE RESOURCES</b>	<b>120,000</b>	<b>-</b>	<b>120,000</b>	<b>-</b>	<b>120,000</b>
<b>FEDERAL RESOURCES:</b>					
5921 SCHOOL BREAKFAST PROGRAM	6,000,000	-	6,000,000	-	6,000,000
5922 NATIONAL SCHOOL LUNCH PROGRAM	15,346,000	-	15,346,000	-	15,346,000
5923 USDA DONATED COMMODITIES	1,500,000	-	1,500,000	-	1,500,000
5939 SUMMER FEEDING PROGRAM	200,000	-	200,000	-	200,000
<b>TOTAL FEDERAL RESOURCES</b>	<b>23,046,000</b>	<b>-</b>	<b>23,046,000</b>	<b>-</b>	<b>23,046,000</b>
<b>TOTAL REVENUE AND OTHER SOURCES</b>	<b>24,246,000</b>	<b>-</b>	<b>24,246,000</b>	<b>-</b>	<b>24,246,000</b>
<b>EXPENDITURES:</b>					
35 Food Services	23,915,277	(171)	23,915,106	-	23,915,106
36 Extra-Curricular Activities	-	-	-	-	-
51 Maintenance & Operations	281,332	1,549	282,881	-	282,881
81 Facilities	-	-	-	-	-
<b>TOTAL EXPENDITURES</b>	<b>24,196,609</b>	<b>1,377</b>	<b>24,197,986</b>	<b>-</b>	<b>24,197,986</b>
<b>OTHER USES</b>					
8911 Interfund Transfers Out	-	-	-	-	-
<b>TOTAL EXPENDITURES AND OTHER USES</b>	<b>24,196,609</b>	<b>1,377</b>	<b>24,197,986</b>	<b>-</b>	<b>24,197,986</b>
<b>EXCESS (DEFICIENCY) REVENUES OVER EXPENDITURES</b>	<b>49,391</b>	<b>(1,377)</b>	<b>48,014</b>		<b>48,014</b>
<b>EST. BEGINNING FUND BALANCE</b>	<b>7,832,362</b>	<b>-</b>	<b>7,832,362</b>	<b>-</b>	<b>7,832,362</b>
<b>ENDING FUND BALANCE</b>	<b>7,881,753</b>	<b>(1,377)</b>	<b>7,880,376</b>	<b>-</b>	<b>7,880,376</b>

**IRVING INDEPENDENT SCHOOL DISTRICT  
OFFICIAL DISTRICT BUDGET  
DEBT SERVICE  
May 2025 BUDGET AMENDMENT**

	<b>ORIGINAL BUDGET</b>	<b>APPROVED AMENDMENTS</b>	<b>APPROVED AMENDED BUDGET</b>	<b>PROPOSED AMENDMENTS</b>	<b>NEW AMENDED BUDGET</b>
<b>REVENUE:</b>					
<b>LOCAL RESOURCES:</b>					
5711 TAXES CURRENT YEAR	64,299,650	-	64,299,650	-	64,299,650
5712 DELINQUENT TAXES	100,000	-	100,000	-	100,000
5719 OTHER TAX RELATED REVENUE	-	-	-	-	-
<b>TOTAL TAXES</b>	<b>64,399,650</b>	<b>-</b>	<b>64,399,650</b>	<b>-</b>	<b>64,399,650</b>
<b>OTHER LOCAL REVENUE:</b>					
5742 INVESTMENT EARNINGS	250,000	-	250,000	-	250,000
5799 ISD-TNT ADJUSTMENT	-	-	-	-	-
<b>TOTAL OTHER LOCAL SOURCES</b>	<b>250,000</b>	<b>-</b>	<b>250,000</b>	<b>-</b>	<b>250,000</b>
<b>TOTAL LOCAL RESOURCES</b>	<b>64,649,650</b>	<b>-</b>	<b>64,649,650</b>	<b>-</b>	<b>64,649,650</b>
<b>STATE RESOURCES:</b>					
5829 TEA/NON-FOUNDATION REVENUE	-	-	-	-	-
<b>TOTAL STATE RESOURCES</b>	<b>-</b>	<b>-</b>	<b>-</b>	<b>-</b>	<b>-</b>
<b>TOTAL REVENUES</b>	<b>64,649,650</b>	<b>-</b>	<b>64,649,650</b>	<b>-</b>	<b>64,649,650</b>
<b>OTHER SOURCES :</b>					
7911 SALE OF BONDS	-	-	-	-	-
7915 INTERFUND TRANSFERS IN	-	-	-	-	-
7916 PREMIUM (DISCOUNT) BONDS PAYABLE	-	-	-	-	-
<b>TOTAL OTHER SOURCES</b>	<b>-</b>	<b>-</b>	<b>-</b>	<b>-</b>	<b>-</b>
<b>TOTAL REVENUE AND OTHER SOURCES</b>	<b>64,649,650</b>	<b>-</b>	<b>64,649,650</b>	<b>-</b>	<b>64,649,650</b>
<b>EXPENDITURES:</b>					
71 DEBT SERVICE	64,549,650	-	64,549,650	-	64,549,650
<b>TOTAL EXPENDITURES</b>	<b>64,549,650</b>	<b>-</b>	<b>64,549,650</b>	<b>-</b>	<b>64,549,650</b>
<b>OTHER USES :</b>					
8949 REFUNDING BONDS	-	-	-	-	-
<b>TOTAL EXPENDITURES AND OTHER USES</b>	<b>64,549,650</b>	<b>-</b>	<b>64,549,650</b>	<b>-</b>	<b>64,549,650</b>
<b>EXCESS (DEFICIENCY) REVENUES OVER EXPENDITURES</b>	<b>100,000</b>	<b>-</b>	<b>100,000</b>	<b>-</b>	<b>100,000</b>
<b>EST. BEGINNING FUND BALANCE</b>	<b>9,368,431</b>	<b>-</b>	<b>9,368,431</b>	<b>-</b>	<b>9,368,431</b>
<b>ENDING FUND BALANCE</b>	<b>9,468,431</b>	<b>-</b>	<b>9,468,431</b>	<b>-</b>	<b>9,468,431</b>

**CONSENT AGENDA**  
5/19/2025

**TOPIC:** Consider Approval of the Supplements to the Irving ISD Tax Rolls

**SUBMITTED BY:** Fernando Natividad - Chief Financial Officer & Cher Elzy - Director of Taxation

**BACKGROUND:** The Board approved the tax roll on August 19, 2024. Supplements to the tax rolls are prepared monthly by the Dallas Central Appraisal District. Board action is required on any refunds greater than \$2,500.00. For ease in processing, we are presenting the total value of all supplements.

**ADMINISTRATIVE RECOMMENDATION:** The Administration recommends that the Board of Trustees approve the supplements to the Irving ISD tax rolls.

**RECOMMENDED BOARD MOTION:** I move the Board approve the Supplements to the Irving ISD Tax Rolls.

Attachments:

1. Memo from Cher Elzy to Fernando Natividad
2. Dallas Central Appraisal District Supplement Recap for April
3. Supplement 09 to the 2024 tax roll
4. Supplement 21 to the 2023 tax roll
5. Supplement 33 to the 2022 tax roll
6. Supplement 45 to the 2021 tax roll
7. Supplement 56 to the 2020 tax roll
8. Comparison of the Budget to the Actual Tax Roll Spreadsheet

## **MEMO**

Date: May 19, 2025

To: Fernando Natividad, Chief Financial Officer

From: Cher Elzy, Director of Taxation

Subject: April Supplement Reports

---

Attached for your consideration are the April Supplement Reports.

Thank you.



**DALLAS CENTRAL APPRAISAL DISTRICT**

**SUPPLEMENT 04-2025**

**As of April 02, 2025**

**State of Texas  
County of Dallas**

**Property Tax Code, Section 25.25**

I, Shane Docherty, Executive Director/Chief Appraiser of the Dallas Central Appraisal District, attest to the best of my knowledge, that the attached is a supplement to the certified appraisal roll which lists taxable property for

**IRVING ISD**

<b>Tax Year</b>	<b>Amount of</b>
2024	39,511,608-
2023	35,245,159-
2022	794,313-
2021	131,720-
2020	131,720-

**Date : April 17, 2025**

**Shane Docherty  
Executive Director/Chief Appraiser**

## RECAP FOR APRIL SUPPLEMENT

2024 SUPPLEMENT NO. 09	\$	(39,511,608)
2023 SUPPLEMENT NO. 21	\$	(35,245,159)
2022 SUPPLEMENT NO. 33	\$	(794,313)
2021 SUPPLEMENT NO. 45	\$	(131,720)
2020 SUPPLEMENT NO. 56	\$	(131,720)

2024 SUPPLEMENT NO. 09

Real Property Additions		Personal Property Additions
\$ 0		\$ 126,810
Total Additions	Supplemental Change Report	Net Changes of Changes
\$ 126,810	\$ (39,638,418)	\$ (39,511,608)

Summary of Supplemental Change Report  
#1 through #8

Value	Reason
\$ (181,772,920)	Exemptions and Value Changes
\$ 320,569,404	Total Additions
\$ 138,796,484	Net Total

2023 SUPPLEMENT NO. 21

Real Property Additions	\$	0	Personal Property Additions	\$	0
Total Additions	\$	0	Supplemental Change Report	\$	(35,245,159)
			Net Changes of Changes	\$	(35,245,159)

---

Summary of Supplemental Change Report  
#1 through #21

Value	Reason
\$ (823,970,221)	Exemptions and Value Changes
\$ 651,161,970	Total Additions
\$ (172,808,251)	Net Total

2022 SUPPLEMENT NO. 33

Real Property Additions		Personal Property Additions
\$ 0		\$ 0
Total Additions	Supplemental Change Report	Net Changes of Changes
\$ 0	\$ (794,313)	\$ (794,313)

---

Summary of Supplemental Change Report  
#1 through #33

Value	Reason
\$ (713,156,573)	Exemptions and Value Changes
\$ 536,304,613	Total Additions
\$ (176,851,960)	Net Total

2021 SUPPLEMENT NO. 45

Real Property Additions		Personal Property Additions
\$ 0		\$ 0
Total Additions	Supplemental Change Report	Net Changes of Changes
\$ 0	\$ (131,720)	\$ (131,720)

---

Summary of Supplemental Change Report  
#1 through #45

Value	Reason
\$ (380,950,839)	Exemptions and Value Changes
\$ 656,479,235	Total Additions
\$ 275,528,396	Net Total

2020 SUPPLEMENT NO. 56

Real Property Additions		Personal Property Additions
\$ 0		\$ 0
Total Additions	Supplemental Change Report	Net Changes of Changes
\$ 0	\$ (131,720)	\$ (131,720)

Summary of Supplemental Change Report  
#1 through #56

Value	Reason
\$ (357,333,085)	Exemptions and Value Changes
\$ 1,241,851,292	Total Additions
\$ 884,518,207	Net Total

**FY 2024-2025**

**COMPARISON OF BUDGET TO ACTUAL TAX ROLL**

	ORIGINAL BUDGET	CERTIFIED TAX ROLL	ROLLS 1 - 9	ADJUSTED TAX ROLL
NET TAXABLE VALUE	\$ 22,786,745,294	\$ 22,546,567,363	138,796,484	\$ 22,685,363,847
M & O LEVY (0.7179)	\$ 163,571,686	\$ 161,861,807	996,420	\$ 162,858,227
I & S LEVY (.2980)	\$ 67,898,541	\$ 67,188,771	413,613	\$ 67,602,384
TOTAL LEVY (1.0159)	\$ 231,470,227	\$ 229,050,578	1,410,033	\$ 230,460,611

2024 SUPPLEMENT	TAXABLE VALUE
SUPPLEMENT NO. 1	64,188,385
SUPPLEMENT NO. 2	140,103,307
SUPPLEMENT NO. 3	91,131,986
SUPPLEMENT NO. 4	-34,682,584
SUPPLEMENT NO. 5	-9,520,752
SUPPLEMENT NO. 6	-5,510,626
SUPPLEMENT NO. 7	-19,382,069
SUPPLEMENT NO. 8	-48,019,555
SUPPLEMENT NO. 9	-39,511,608

**TOTAL** **138,796,484**

\* LEVY REFLECTS FROZEN LOSS FROM OVER 65 & DISABILITY ACCOUNTS

2024 SUPPLEMENTAL BUDGET	-150,000,000
<b>NET GAIN (LOSS) TO TAX</b>	<u>288,796,484</u>
LEVY GAIN (LOSS) M & O	2,073,270
LEVY GAIN (LOSS) I & S	860,613
<b>TOTAL LEVY GAIN (LOSS) DUE TO SUPPLEMENTS</b>	<u>2,933,883</u>

**FY 2023-2024**

**COMPARISON OF BUDGET TO ACTUAL TAX ROLL**

	ORIGINAL BUDGET	CERTIFIED TAX ROLL	ROLLS 1 - 21	ADJUSTED TAX ROLL
NET TAXABLE VALUE	\$ 21,868,208,126	\$ 20,003,908,010	-172,808,251	\$ 19,831,099,759
M & O LEVY (0.7279)	\$ 159,178,687	\$ 145,608,446	-1,257,871	\$ 144,350,575
I & S LEVY (.3002)	\$ 65,648,361	\$ 60,051,732	-518,770	\$ 59,532,962
TOTAL LEVY (1.0281)	\$ 224,827,048	\$ 205,660,178	-1,776,641	\$ 203,883,537

2023 SUPPLEMENT	TAXABLE VALUE
SUPPLEMENT NO. 1	351,864,836
SUPPLEMENT NO. 2	170,903,554
SUPPLEMENT NO. 3	45,606,938
SUPPLEMENT NO. 4	21,837,256
SUPPLEMENT NO. 5	-2,980,619
SUPPLEMENT NO. 6	-26,392,915
SUPPLEMENT NO. 7	-34,099,505
SUPPLEMENT NO. 8	-37,246,168
SUPPLEMENT NO. 9	-9,786,752
SUPPLEMENT NO. 10	-79,254,207
SUPPLEMENT NO. 11	-14,187,846
SUPPLEMENT NO. 12	-57,745,061
SUPPLEMENT NO. 13	-48,504,743
SUPPLEMENT NO. 14	-56,317,203
SUPPLEMENT NO. 15	-48,555,193
SUPPLEMENT NO. 16	-73,731,757
SUPPLEMENT NO. 17	-84,155,250
SUPPLEMENT NO. 18	-94,815,398
SUPPLEMENT NO. 19	-32,343,699
SUPPLEMENT NO. 20	-27,659,360
SUPPLEMENT NO. 21	-35,245,159

**TOTAL** **-172,808,251**

\* LEVY REFLECTS FROZEN LOSS FROM OVER 65 & DISABILITY ACCOUNTS

2023 SUPPLEMENTAL BUDGET	-150,000,000
<b>NET GAIN (LOSS) TO TAX</b>	<u>(22,808,251)</u>
LEVY GAIN (LOSS) M & O	-166,021
LEVY GAIN (LOSS) I & S	-68,470
<b>TOTAL LEVY GAIN (LOSS) DUE TO SUPPLEMENTS</b>	<u>-234,491</u>

**FY 2022-2023**

**COMPARISON OF BUDGET TO ACTUAL TAX ROLL**

	ORIGINAL BUDGET	CERTIFIED TAX ROLL	ROLLS 1 - 33	ADJUSTED TAX ROLL
NET TAXABLE VALUE	\$ 19,462,591,586	\$ 19,095,365,105	-176,851,960	\$ 18,918,513,145
M & O LEVY (0.9056)	\$ 176,253,229	\$ 172,927,626	-1,601,571	\$ 171,326,055
I & S LEVY (.2418)	\$ 47,060,546	\$ 46,172,593	-427,628	\$ 45,744,965
TOTAL LEVY (1.1474)	\$ 223,313,775	\$ 219,100,219	-2,029,199	\$ 217,071,020

2022 SUPPLEMENT	TAXABLE VALUE
SUPPLEMENT NO. 1	88,407,442
SUPPLEMENT NO. 2	184,253,590
SUPPLEMENT NO. 3	156,291,881
SUPPLEMENT NO. 4	55,395,081
SUPPLEMENT NO. 5	-280,000
SUPPLEMENT NO. 6	-355,000
SUPPLEMENT NO. 7	-81,030,418
SUPPLEMENT NO. 8	-2,194,340
SUPPLEMENT NO. 9	-33,708,843
SUPPLEMENT NO. 10	-17,715,667
SUPPLEMENT NO. 11	-36,352,638
SUPPLEMENT NO. 12	-36,221,378
SUPPLEMENT NO. 13	-41,859,995
SUPPLEMENT NO. 14	-32,944,537
SUPPLEMENT NO. 15	-24,250,375
SUPPLEMENT NO. 16	-26,776,122
SUPPLEMENT NO. 17	-30,814,162
SUPPLEMENT NO. 18	-121,962,848
SUPPLEMENT NO. 19	-53,731,598
SUPPLEMENT NO. 20	-44,582,740
SUPPLEMENT NO. 21	6,485,974
SUPPLEMENT NO. 22	-35,281,055
SUPPLEMENT NO. 23	-18,077,120
SUPPLEMENT NO. 24	-5,247,134
SUPPLEMENT NO. 25	-4,585,453
SUPPLEMENT NO. 26	-3,295,603
SUPPLEMENT NO. 27	-2,563,890
SUPPLEMENT NO. 28	-3,550,455
SUPPLEMENT NO. 29	-5,444,091
SUPPLEMENT NO. 30	173,452
SUPPLEMENT NO. 31	-3,604,447
SUPPLEMENT NO. 32	-635,158
SUPPLEMENT NO. 33	-794,313

\* LEVY REFLECTS FROZEN LOSS FROM OVER 65 & DISABILITY ACCOUNTS

2022 SUPPLEMENTAL BUDGET	-150,000,000
<b>NET GAIN (LOSS) TO TAX</b>	<u>(26,851,960)</u>
LEVY GAIN (LOSS) M & O	-243,171
LEVY GAIN (LOSS) I & S	-64,928
<b>TOTAL LEVY GAIN (LOSS) DUE TO SUPPLEMENTS</b>	<u>-308,099</u>

**FY 2021-2022**

**COMPARISON OF BUDGET TO ACTUAL TAX ROLL**

	ORIGINAL BUDGET	CERTIFIED TAX ROLL	ROLLS 1 - 45	ADJUSTED TAX ROLL
NET TAXABLE VALUE	\$ 16,919,405,875	\$ 16,326,839,855	275,528,396	\$ 16,602,368,251
M & O LEVY (0.9390)	\$ 158,873,221	\$ 153,309,026	2,587,212	\$ 155,896,238
I & S LEVY (.2687)	\$ 45,462,444	\$ 43,870,219	740,344	\$ 44,610,563
TOTAL LEVY (1.2077)	\$ 204,335,665	\$ 197,179,245	3,327,556	\$ 200,506,801

2021 SUPPLEMENT	TAXABLE VALUE
SUPPLEMENT NO. 1	187,588,065
SUPPLEMENT NO. 2	338,477,475
SUPPLEMENT NO. 3	69,878,757
SUPPLEMENT NO. 4	-19,818,397
SUPPLEMENT NO. 5	-1,019,588
SUPPLEMENT NO. 6	-25,232,162
SUPPLEMENT NO. 7	-5,375,060
SUPPLEMENT NO. 8	-20,866,519
SUPPLEMENT NO. 9	-9,933,965
SUPPLEMENT NO. 10	-17,212,668
SUPPLEMENT NO. 11	-13,951,049
SUPPLEMENT NO. 12	-17,375,836
SUPPLEMENT NO. 13	-9,031,030
SUPPLEMENT NO. 14	-8,608,430
SUPPLEMENT NO. 15	-911,100
SUPPLEMENT NO. 16	-12,483,463
SUPPLEMENT NO. 17	0
SUPPLEMENT NO. 18	0
SUPPLEMENT NO. 19	-59,970,336
SUPPLEMENT NO. 20	-32,432,699
SUPPLEMENT NO. 21	-9,780,996
SUPPLEMENT NO. 22	-15,630,198
SUPPLEMENT NO. 23	-10,786,642
SUPPLEMENT NO. 24	-2,853,957
SUPPLEMENT NO. 25	-742,407
SUPPLEMENT NO. 26	-1,541,818
SUPPLEMENT NO. 27	-5,931,006
SUPPLEMENT NO. 28	-1,105,448
SUPPLEMENT NO. 29	-1,669,520
SUPPLEMENT NO. 30	-426,968
SUPPLEMENT NO. 31	-3,442,819
SUPPLEMENT NO. 32	-3,414,670
SUPPLEMENT NO. 33	-320,151
SUPPLEMENT NO. 34	-7,513,843
SUPPLEMENT NO. 35	-73,798

SUPPLEMENT NO. 36	-47,500
SUPPLEMENT NO. 37	0
SUPPLEMENT NO. 38	-10,000
SUPPLEMENT NO. 39	-17,000
SUPPLEMENT NO. 40	80,930
SUPPLEMENT NO. 41	-743,517
SUPPLEMENT NO. 42	46,900
SUPPLEMENT NO. 43	-42,230
SUPPLEMENT NO. 44	-95,221
SUPPLEMENT NO. 45	-131,720

**TOTAL** **275,528,396**

\* LEVY REFLECTS FROZEN LOSS FROM OVER 65 & DISABILITY ACCOUNTS

2021 SUPPLEMENTAL BUDGET	-200,000,000
<b>NET GAIN (LOSS) TO TAX</b>	<u>475,528,396</u>
LEVY GAIN (LOSS) M & O	4,465,212
LEVY GAIN (LOSS) I & S	1,277,744
<b>TOTAL LEVY GAIN (LOSS) DUE TO SUPPLEMENTS</b>	<u>5,742,956</u>

**FY 2020-2021**

**COMPARISON OF BUDGET TO ACTUAL TAX ROLL**

	ORIGINAL BUDGET	CERTIFIED TAX ROLL	ROLLS 1 - 56	ADJUSTED TAX ROLL
NET TAXABLE VALUE	\$ 15,138,570,097	\$ 14,741,790,666	884,518,207	\$ 15,626,308,873
M & O LEVY (1.0148)	\$ 153,626,209	\$ 149,599,692	8,976,091	\$ 158,575,783
I & S LEVY (.2603)	\$ 39,405,698	\$ 38,372,881	2,302,401	\$ 40,675,282
TOTAL LEVY (1.2751)	\$ 193,031,907	\$ 187,972,573	11,278,492	\$ 199,251,065

2020 SUPPLEMENT	TAXABLE VALUE
SUPPLEMENT NO. 1	435,201,059
SUPPLEMENT NO. 2	479,242,398
SUPPLEMENT NO. 3	280,208,718
SUPPLEMENT NO. 4	15,576,708
SUPPLEMENT NO. 5	-3,568,300
SUPPLEMENT NO. 6	-1,548,848
SUPPLEMENT NO. 7	-17,777,907
SUPPLEMENT NO. 8	-11,306,066
SUPPLEMENT NO. 9	-4,866,930
SUPPLEMENT NO. 10	-7,508,735
SUPPLEMENT NO. 11	-21,392,402
SUPPLEMENT NO. 12	-595,647
SUPPLEMENT NO. 13	-16,657,801
SUPPLEMENT NO. 14	-56,487,138
SUPPLEMENT NO. 15	-37,755,434
SUPPLEMENT NO. 16	-9,076,405
SUPPLEMENT NO. 17	-5,858,729
SUPPLEMENT NO. 18	-4,677,591
SUPPLEMENT NO. 19	-9,638,612
SUPPLEMENT NO. 20	-67,212,457
SUPPLEMENT NO. 21	-16,025,508
SUPPLEMENT NO. 22	-6,083,827
SUPPLEMENT NO. 23	-14,350,447
SUPPLEMENT NO. 24	-2,379,427
SUPPLEMENT NO. 25	-3,091,501
SUPPLEMENT NO. 26	-682,431
SUPPLEMENT NO. 27	-3,797,470
SUPPLEMENT NO. 28	0
SUPPLEMENT NO. 29	0
SUPPLEMENT NO. 30	-93,992

SUPPLEMENT NO. 31	-206,089
SUPPLEMENT NO. 32	-196,012
SUPPLEMENT NO. 33	-149,758
SUPPLEMENT NO. 34	-92,300
SUPPLEMENT NO. 35	100,644
SUPPLEMENT NO. 36	-346,980
SUPPLEMENT NO. 37	-13,540
SUPPLEMENT NO. 38	-105,498
SUPPLEMENT NO. 39	-402,740
SUPPLEMENT NO. 40	0
SUPPLEMENT NO. 41	41,305
SUPPLEMENT NO. 42	0
SUPPLEMENT NO. 43	-1,409,470
SUPPLEMENT NO. 44	48,043
SUPPLEMENT NO. 45	24,116
SUPPLEMENT NO. 46	-7,500
SUPPLEMENT NO. 47	-62,880
SUPPLEMENT NO. 48	0
SUPPLEMENT NO. 49	-7,500
SUPPLEMENT NO. 50	-17,000
SUPPLEMENT NO. 51	-18,750
SUPPLEMENT NO. 52	-150,128
SUPPLEMENT NO. 53	-100
SUPPLEMENT NO. 54	-63,264
SUPPLEMENT NO. 55	-109,950
SUPPLEMENT NO. 56	-131,720

**TOTAL** **884,518,207**

\* LEVY REFLECTS FROZEN LOSS FROM OVER 65 & DISABILITY ACCOUNTS

2020 SUPPLEMENTAL BUDGET	-200,000,000
<b>NET GAIN (LOSS) TO TAX</b>	<u>1,084,518,207</u>
LEVY GAIN (LOSS) M & O	11,005,691
LEVY GAIN (LOSS) I & S	2,823,001
<b>TOTAL LEVY GAIN (LOSS) DUE TO SUPPLEMENTS</b>	<u>13,828,692</u>

## 2024 ACTIVE LAWSUITS

OWNERS NAME	DCAD VALUE	TYPE OF PROPERTY
1000 EAST AIRPORT FREEWAY LLC	\$ 4,471,240	REAL
1000 EAST AIRPORT FREEWAY LLC	\$ 14,000,000	REAL
1111 TDS APARTMENTS LLC	\$ 29,500,000	REAL
119 REGAL ROW OWNER LP	\$ 14,500,000	REAL
1500 EAST AIRPORT FREEWAY LLC	\$ 5,229,250	REAL
161 AIRPORT CORPORATE LLC	\$ 10,006,000	REAL
2111 WEST WALNUT HILL LLC	\$ 6,155,240	REAL
2200 WEST ROCHELLE LLC	\$ 8,500,000	REAL
2200 WEST ROCHELLE LLC	\$ 8,500,000	REAL
250 290 B&C LLC	\$ 20,300,000	REAL
250 290 B&C LLC	\$ 36,150,000	REAL
250 290 B&C LLC	\$ 18,050,000	REAL
2700 TRINITY SPE LLC	\$ 11,732,500	REAL
2929 PARK GROVE VNTRE LTD	\$ 1,684,900	REAL
2929 PARK GROVE VNTRE LTD	\$ 24,070,100	REAL
3228 WILLOW LLC	\$ 18,600,000	REAL
3429 WEST ROCHELLE LLC	\$ 22,250,000	REAL
3515 NORTH STORY IBAN LLC &	\$ 26,000,000	REAL
4303 MARIPOSA DRIVE LLC	\$ 9,600,000	REAL
4409 MONTROSE LTD	\$ 30,482,450	REAL
4525 W PIONEER DR PROPERTY	\$ 33,750,000	REAL
4905 COURTSIDE LLC	\$ 6,200,000	REAL
500 EJC OFFICE OWNER LLC	\$ 27,250,000	REAL
600 LAS COLINAS OWNER LLC	\$ 70,040,900	REAL
692 LAKE CAROLYN PARKWAY	\$ 67,000,000	REAL
78 NEP LTD	\$ 900,000	REAL
78 NEP LTD	\$ 8,500,000	REAL
78 NEP LTD	\$ 3,600,000	REAL
78 NEP LTD	\$ 2,780,000	REAL
78 NEP LTD	\$ 13,700,000	REAL
7918 FERGUSON LLC	\$ 2,057,000	REAL
7929 BROOKRIVER SUB LLC	\$ 10,000,000	REAL
ABRAHAM SAJI PROPERTIES LLC	\$ 464,910	REAL
ABRAHAM SAJI PROPERTIES LLC	\$ 246,190	REAL
ABRAHAM SAJI PROPERTIES LLC	\$ 258,580	REAL

ABRAHAM SAJI PROPERTIES LLC	\$	243,290	REAL
ABRAHAM SAJI PROPERTIES LLC	\$	266,430	REAL
ABRAHAM SAJI PROPERTIES LLC	\$	268,750	REAL
ABRAHAM SAJI PROPERTIES LLC	\$	268,750	REAL
ABRAHAM SAJI PROPERTIES LLC	\$	251,520	REAL
ABRAHAM SAJI PROPERTIES LLC	\$	338,320	REAL
ABRAHAM SAJI PROPERTIES LLC	\$	158,080	REAL
ABRAHAM SAJI PROPERTIES LLC	\$	268,750	REAL
ABRAHAM SAJI PROPERTIES LLC	\$	282,350	REAL
ABRAHAM SAJI PROPERTIES LLC	\$	286,040	REAL
ABRAHAM SAJI PROPERTIES LLC	\$	251,630	REAL
ABRAHAM SAJI PROPERTIES LLC	\$	277,280	REAL
ABRAHAM SAJI PROPERTIES LLC	\$	235,990	REAL
ABRAHAM SAJI PROPERTIES LLC	\$	287,980	REAL
ABRAHAM SAJI PROPERTIES LLC	\$	530,320	REAL
ABRAHAM SAJI PROPERTIES LLC	\$	265,700	REAL
ABRAHAM SAJI PROPERTIES LLC	\$	355,770	REAL
ABRAHAM SAJI PROPERTIES LLC	\$	311,590	REAL
ABRAHAM SAJI PROPERTIES LLC	\$	254,310	REAL
ABRAHAM SAJI PROPERTIES LLC	\$	408,150	REAL
ABRAHAM SAJI PROPERTIES LLC	\$	239,050	REAL
ABRAHAM SAJI PROPERTIES LLC	\$	228,290	REAL
ABRAHAM SAJI PROPERTIES LLC	\$	244,220	REAL
ABRAHAM SAJI PROPERTIES LLC	\$	252,720	REAL
ABRAHAM SAJI PROPERTIES LLC	\$	252,720	REAL
ABRAHAM SAJI PROPERTIES LLC	\$	261,430	REAL
ABRAHAM SAJI PROPERTIES LLC	\$	251,520	REAL
ABRAHAM SAJI PROPERTIES LLC	\$	232,800	REAL
ABRAHAM SAJI PROPERTIES LLC	\$	525,640	REAL
ADREX DIVERSIFIED 5 MASTER TENANT LLC	\$	1,900,000	REAL
AGAS VENTURES LLC	\$	267,870	REAL
AGAS VENTURES LLC	\$	211,880	REAL
AGAS VENTURES LLC	\$	214,330	REAL
AGAS VENTURES LLC	\$	245,040	REAL
AGAS VENTURES LLC	\$	306,760	REAL
AGAS VENTURES LLC	\$	234,790	REAL
AGAS VENTURES LLC	\$	280,000	REAL
AGAS VENTURES LLC	\$	218,640	REAL
AGAS VENTURES LLC	\$	237,220	REAL
AGAS VENTURES LLC	\$	270,000	REAL
AGAS VENTURES LLC	\$	233,000	REAL
AGAS VENTURES LLC	\$	234,350	REAL
AGAS VENTURES LLC	\$	247,000	REAL
AGAS VENTURES LLC	\$	236,720	REAL

AGAS VENTURES LLC	\$	264,070	REAL
AGAS VENTURES LLC	\$	226,790	REAL
AH & JP INC	\$	1,550,000	REAL
ALC APARTMENTS LLC	\$	61,000,000	REAL
ALESIO GARDEN &	\$	159,000,000	REAL
ALIBHAI HUSSAMUDDIN H	\$	146,370	REAL
ALIBHAI HUSSAMUDDIN H	\$	146,370	REAL
ALIBHAI HUSSAMUDDIN H	\$	146,810	REAL
ALIBHAI HUSSAMUDDIN H	\$	146,370	REAL
ALIBHAI HUSSAMUDDIN H	\$	173,360	REAL
ALIBHAI HUSSAMUDDIN H	\$	375,360	REAL
ALIBHAI HUSSAMUDDIN H	\$	398,550	REAL
ALIBHAI HUSSAMUDDIN H	\$	384,200	REAL
ALIBHAI HUSSAMUDDIN H	\$	372,130	REAL
ALIBHAI HUSSAMUDDIN H	\$	398,080	REAL
ALIBHAI HUSSAMUDDIN H	\$	380,780	REAL
ALIBHAI HUSSAMUDDIN H	\$	173,360	REAL
ALPINE CENTURY CENTER LP	\$	7,376,910	REAL
APO IRVING LLC	\$	8,250,000	REAL
ARNS INC	\$	356,000	REAL
ARNS INC	\$	291,000	REAL
ARNS INC	\$	260,250	REAL
ARNS INC	\$	220,000	REAL
ARNS INC	\$	257,490	REAL
ARNS INC	\$	312,760	REAL
ARNS INC	\$	358,000	REAL
ARNS INC	\$	253,510	REAL
ARNS INC	\$	302,000	REAL
ARNS INC	\$	259,000	REAL
ASBURY AUTOMOTIVE GROUP INC	\$	4,000,000	REAL
ASBURY AUTOMOTIVE GROUP INC	\$	7,000,000	REAL
ASBURY AUTOMOTIVE GROUP INC	\$	5,000,000	REAL
ASBURY AUTOMOTIVE GROUP INC	\$	51,860	REAL
ASBURY AUTOMOTIVE GROUP INC	\$	3,100,000	REAL
BELL STACY GREETHUM TRUST THE	\$	1,250,000	REAL
BHP INVESTMENTS CO	\$	4,250,000	REAL
BMGREI ESTERS LLP	\$	35,510,000	REAL
BMGREI ESTERS LLP	\$	14,490,000	REAL
BMGREI METKER LLC	\$	10,000,000	REAL
BROWN COLINAS POINTE LLC	\$	22,000,000	REAL
BUDHWANI & VIRANI INC	\$	5,325,000	REAL
CARMAX AUTO SUPERSTORES	\$	1,666,220	REAL
CARMAX AUTO SUPERSTORES	\$	12,983,780	REAL
CASH HOUSE BUYERS USA LLC	\$	255,890	REAL

CAVADIAN PROPERTIES LLC	\$	403,740	REAL
CAVADIAN PROPERTIES LLC	\$	175,000	REAL
CAVADIAN PROPERTIES LLC	\$	255,120	REAL
CHA & CHA III LLC	\$	6,507,570	REAL
CHALET APARTMENTS LLC	\$	31,000,000	REAL
CHATHEAU AT WILDBRIAR LP	\$	19,357,290	REAL
CHICK FIL A INC	\$	3,423,040	REAL
CHICK FIL A INC	\$	1,300,000	REAL
CLAY COOLEY REAL ESTATE	\$	9,000,000	REAL
CLAY COOLEY REAL ESTATE	\$	9,973,920	REAL
CLAY COOLEY REAL ESTATE	\$	14,900,000	REAL
CNC SPC LP	\$	18,586,260	REAL
CNC SPC LP	\$	9,413,740	REAL
COLONY MULTIFAMILY 3321 LLC THE	\$	7,738,400	REAL
COLONY MULTIFAMILY 3321 LLC THE	\$	5,462,400	REAL
COLONY MULTIFAMILY 3321 LLC THE	\$	1,820,800	REAL
COLONY MULTIFAMILY 3321 LLC THE	\$	5,348,600	REAL
COLUMBIA PROPERTIES	\$	55,860,000	REAL
CORSAIR IRVING OWNER LLC	\$	29,500,000	REAL
CP 511 BUILDING LLC	\$	23,500,000	REAL
CPA 8 & CPA 9	\$	403,470	REAL
CPA 8 & CPA 9	\$	3,203,080	REAL
CPA 8 & CPA 9	\$	19,275,410	REAL
CREEKWOOD APTS LLC	\$	28,851,750	REAL
CRESTVIEW STONEHILL LLC	\$	32,200,000	REAL
CROSS COURT TEXAS LLC	\$	1,600,000	REAL
CROSSINGATIRVING RUBY	\$	18,654,490	REAL
CRP INVEST LLC	\$	99,200	REAL
CRP INVEST LLC	\$	99,200	REAL
CRP INVEST LLC	\$	89,300	REAL
CRP INVEST LLC	\$	99,200	REAL
CRP INVEST LLC	\$	238,440	REAL
CRP INVEST LLC	\$	454,000	REAL
CTR TX PROPERTIES LLC	\$	978,000	REAL
DALLAS FT WORTH PARTNERS LLC	\$	4,775,000	REAL
DALLAS FT WORTH PARTNERS LLC	\$	2,290,230	REAL
DALLAS FT WORTH PARTNERS LLC	\$	2,671,930	REAL
DALLAS METRO APARTMENTS LLC	\$	6,050,000	REAL
DELUJO EL MOROCCO LLC	\$	14,446,000	REAL
DELUX SUITES INVESTMENTS	\$	550,000	REAL
DEVA CORPORATION	\$	6,050,000	REAL
DFW AIRPORT HOSPITALITY	\$	9,900,000	REAL
DFW AIRPORT HOSPITALITY	\$	13,600,000	REAL
DFW BELTLINE COMMERCE CENTER LLC	\$	2,529,090	REAL

DFW BELTLINE COMMERCE CENTER LLC	\$	3,415,730	REAL
DFW BELTLINE COMMERCE CENTER LLC	\$	3,173,760	REAL
DFW BELTLINE COMMERCE CENTER LLC	\$	3,173,760	REAL
DFW RESORTS LLC	\$	8,750,000	REAL
DFW TOWER VILLAGE LP	\$	13,600,000	REAL
DFW TOWER VILLAGE LP	\$	20,000,000	REAL
DHILLON INVESTOR LLC	\$	2,553,870	REAL
DILLARDS TEXAS CENTRAL LLC	\$	2,167,680	PERSONAL
DK CREST OWNER LLC	\$	70,000,000	REAL
DLC HOTEL OWNER LLC	\$	370,740	REAL
DLC HOTEL OWNER LLC	\$	950,610	REAL
DLC HOTEL OWNER LLC	\$	73,678,650	REAL
DRIVER RE IRVING LLC	\$	6,750,000	REAL
EAGLE CREST BORROWER LLC	\$	26,437,500	REAL
EAGLE CREST BORROWER LLC	\$	36,562,500	REAL
EL PRIMERO EXPRESS LP	\$	4,800,000	REAL
EMERALD POINT APARTMENT	\$	8,000,000	REAL
EPC WESTGATE LLC	\$	37,499,870	REAL
EPC WESTGATE LLC	\$	16,289,130	REAL
EPC WESTGATE LLC	\$	7,148,470	REAL
EPC WESTGATE LLC	\$	6,562,530	REAL
EQUINIX LLC	\$	21,332,500	REAL
ESTRADA LUXURY APARTMENTS LLC	\$	28,500,000	REAL
ESTRADA REVO LLC &	\$	36,800,000	REAL
EXTRA SPACE PROPERTIES TWO LLC	\$	6,900,000	REAL
FR MASSACHUSETTS 7 LLC	\$	6,903,650	REAL
GENESCO FOOTWEAR LLC	\$	145,200	PERSONAL
GEP SILVERTON LLC	\$	35,000,000	REAL
GL MARBLETREE LLC	\$	11,749,920	REAL
GL MARBLETREE LLC	\$	35,250,080	REAL
GLENRIDGE HOSPITALITY LP	\$	310,140	REAL
GLENRIDGE HOSPITALITY LP	\$	12,289,860	REAL
GLENRIDGE HOSPITALITY LP	\$	15,600,000	REAL
GOLD STAR LLC	\$	890,980	REAL
GRANITE CIMARRON MEADOWS LLC	\$	19,036,150	REAL
H&B DEVELOPMENT	\$	995,000	REAL
HANS & DENISE HAUCK REVOCABLE	\$	1,285,310	REAL
HCD DALLAS CORPORATION	\$	62,520,000	REAL
HCD DALLAS CORPORATION	\$	980,000	REAL
HILLTOPPER APARTMENTS IRVING LLC	\$	8,500,000	REAL
HKRK MGNT INC	\$	4,100,000	REAL
HKSKN MANGERS 1 LTD	\$	3,850,000	REAL
IFCAP EVERGREEN LP	\$	85,880	REAL
IFCAP EVERGREEN LP	\$	85,880	REAL

IFCAP EVERGREEN LP	\$	85,880	REAL
IFCAP EVERGREEN LP	\$	85,880	REAL
IFCAP EVERGREEN LP	\$	85,880	REAL
IFCAP EVERGREEN LP	\$	85,880	REAL
IFCAP EVERGREEN LP	\$	85,880	REAL
IFCAP EVERGREEN LP	\$	85,880	REAL
IFCAP EVERGREEN LP	\$	85,880	REAL
IFCAP EVERGREEN LP	\$	85,880	REAL
IFCAP EVERGREEN LP	\$	85,880	REAL
IFCAP EVERGREEN LP	\$	85,880	REAL
IFCAP EVERGREEN LP	\$	85,880	REAL
IFCAP EVERGREEN LP	\$	85,880	REAL
IFCAP EVERGREEN LP	\$	85,880	REAL
IFCAP EVERGREEN LP	\$	85,880	REAL
IFCAP EVERGREEN LP	\$	85,880	REAL
IFCAP EVERGREEN LP	\$	85,880	REAL
IFCAP EVERGREEN LP	\$	85,880	REAL
IFCAP EVERGREEN LP	\$	85,880	REAL
IFCAP EVERGREEN LP	\$	85,880	REAL
IFCAP EVERGREEN LP	\$	85,880	REAL
IFCAP EVERGREEN LP	\$	85,880	REAL
IFCAP EVERGREEN LP	\$	85,880	REAL
IFCAP EVERGREEN LP	\$	85,880	REAL
IFCAP EVERGREEN LP	\$	67,070	REAL
IFCAP EVERGREEN LP	\$	85,880	REAL
IFCAP EVERGREEN LP	\$	59,090	REAL
IFCAP EVERGREEN LP	\$	67,070	REAL
IFCAP EVERGREEN LP	\$	54,440	REAL
IFCAP EVERGREEN LP	\$	59,090	REAL
IFCAP EVERGREEN LP	\$	59,090	REAL
IFCAP EVERGREEN LP	\$	67,070	REAL
IFCAP EVERGREEN LP	\$	54,440	REAL
IFCAP EVERGREEN LP	\$	59,090	REAL
IFCAP EVERGREEN LP	\$	67,070	REAL
IFCAP EVERGREEN LP	\$	59,090	REAL
IFCAP EVERGREEN LP	\$	59,090	REAL
IFCAP EVERGREEN LP	\$	59,090	REAL
IFCAP EVERGREEN LP	\$	59,090	REAL
IFCAP EVERGREEN LP	\$	59,090	REAL
IFCAP EVERGREEN LP	\$	54,440	REAL
IFCAP EVERGREEN LP	\$	54,440	REAL
IFCAP EVERGREEN LP	\$	59,090	REAL
IFCAP EVERGREEN LP	\$	67,070	REAL
IFCAP EVERGREEN LP	\$	59,090	REAL
IFCAP EVERGREEN LP	\$	54,440	REAL

IFCAP EVERGREEN LP	\$	67,070	REAL
IFCAP EVERGREEN LP	\$	67,070	REAL
IFCAP EVERGREEN LP	\$	59,090	REAL
IFCAP EVERGREEN LP	\$	54,440	REAL
IFCAP EVERGREEN LP	\$	59,090	REAL
IFCAP EVERGREEN LP	\$	59,090	REAL
IFCAP EVERGREEN LP	\$	59,090	REAL
IFCAP EVERGREEN LP	\$	54,440	REAL
IMT CAPITAL III LAKESHORE LOFTS LP	\$	72,500,000	REAL
INN HOTEL & RESTAURANT LLC THE	\$	7,145,000	REAL
INTEGRITY CAPITAL REI VLP LLC	\$	8,750,000	REAL
IRBY LANE ASSOCIATES LTD	\$	24,700,000	REAL
IRVING 4600 WEST PIONEER	\$	50,000,000	REAL
IRVING BRITAIN WAY APARTMENTS LP	\$	4,583,320	REAL
IRVING BRITAIN WAY APARTMENTS LP	\$	9,166,680	REAL
IRVING LODGING LLC	\$	9,300,100	REAL
ISA HOSPITALITY INC	\$	3,200,000	REAL
JACHO FAIR OAKS LP	\$	8,200,000	REAL
JARS BRITTANY 169 LLC	\$	12,900,000	REAL
JARS HEIGHTS 79 LLC	\$	2,582,300	REAL
JARS HEIGHTS 79 LLC	\$	1,613,920	REAL
JARS HEIGHTS 79 LLC	\$	4,303,780	REAL
JDFW II LLC	\$	94,500,000	REAL
JDFW LLC	\$	62,000,000	REAL
KORE 125 JOHN CARPENTER LLC	\$	73,500,000	REAL
KRISHA INVESTMENTS INC	\$	11,850,000	REAL
KROGER LIMITED PARTNERSHIP II	\$	40,239,560	PERSONAL
LADERA RANCH LLC	\$	32,175,000	REAL
LAKE FOREST COMMUNITY	\$	10,272,140	REAL
LAKE FOREST COMMUNITY	\$	4,485,530	REAL
LAKE WORTH HOTEL CORP	\$	3,600,000	REAL
LAS COLINAS HOSPITALITY LP	\$	1,354,500	REAL
LAS COLINAS I HOLDCO LP	\$	110,000,000	REAL
LAS COLINAS II HOLDCO LP	\$	59,850,000	REAL
LBH LAS COLINAS PLAZA LLC	\$	28,950,000	REAL
LEGACY REI GROUP SA LLC	\$	5,826,980	REAL
LEGACY REI GROUP SA LLC	\$	16,172,850	REAL
LEGACY REI GROUP TF LLC	\$	5,028,160	REAL
LEGACY REI GROUP TF LLC	\$	11,971,840	REAL
LION NORTHGATE LLC &	\$	25,995,000	REAL
LION SURROUND LLC	\$	39,425,000	REAL
LION TRINITY LLC	\$	66,700,000	REAL
LION WOODCHASE CLARENDON LLC	\$	25,263,160	REAL
LION WOODCHASE CLARENDON LLC	\$	9,736,840	REAL

LPD REALTY LLC	\$	20,750,000	REAL
LUCKY PROPERTY ONE LLC	\$	3,968,530	REAL
MAA ALLOY LLC	\$	73,450,000	REAL
MACARTHUR PLACE	\$	28,447,780	REAL
MACARTHUR PLACE	\$	33,302,220	REAL
MALL GROUND PORTFOLIO LLC	\$	1,301,420	REAL
MALL GROUND PORTFOLIO LLC	\$	1,600,100	REAL
MALL GROUND PORTFOLIO LLC	\$	4,319,230	REAL
MALL GROUND PORTFOLIO LLC	\$	193,440	REAL
MALL GROUND PORTFOLIO LLC	\$	24,625,000	REAL
MARS ROCHELLE LLC &	\$	5,994,000	REAL
MDR REVOCABLE TRUST	\$	2,076,250	REAL
MEADOW CREEK RANCH MHC LLC	\$	7,419,010	REAL
MEADOW CREEK RANCH MHC LLC	\$	3,792,190	REAL
MEADOW OAKS COMMUNITY LLC	\$	19,538,610	REAL
MFO PPTIES LTD	\$	1,575,000	REAL
MLRP REGAL ROW LP	\$	7,110,750	REAL
MLRP REGAL ROW LP	\$	4,931,940	REAL
MM COURTYARDS LLC	\$	21,000,000	REAL
MONTERRA APARTMENTS LP	\$	47,850,000	REAL
MOTTS LLP	\$	135,496,870	PERSONAL
MOTTS LLP	\$	30,365,510	PERSONAL
MPG TEXAS 1 LLC	\$	14,500,000	REAL
MUSTANG LAS COLINAS LLC	\$	35,156,900	REAL
NEWPORT APARTMENTS PROPERTY OWNER	\$	35,875,000	REAL
NH INVESTMENTS LAH LLC	\$	17,650,000	REAL
NICOLA SPUR 482 LP	\$	6,420,530	REAL
NLP TEXAS ONE LLC	\$	61,250,000	REAL
NORTH TEXAS FAMILY	\$	12,670,000	REAL
NORTHGATE CONSOLIDATED GROUP LLC	\$	1,460,900	REAL
NORTHWEST PARK ASSOC	\$	12,461,670	REAL
NORTHWEST PARK ASSOC	\$	7,988,330	REAL
OAKWAY MANOR LLC	\$	7,000,000	REAL
OBSIDIAN SUMMER GATE OWNER	\$	22,950,000	REAL
OMNINET FOXBOROUGH LP	\$	37,000,000	REAL
OMNINET FOXBOROUGH LP	\$	13,000,000	REAL
PAR CAPITAL 122 WEST LLC	\$	27,800,000	REAL
PARMA LAS COLINAS TOWERS LLC	\$	44,082,280	REAL
PARMA LAS COLINAS TOWERS LLC	\$	4,752,000	REAL
PARMA LAS COLINAS TOWERS LLC	\$	65,915,720	REAL
PARRISH MICHAEL R & ANGELA R	\$	1,679,930	REAL
PATEL KAMLESH M & AMISHA G	\$	1,263,320	REAL
PBH VALLEY CREEK LLC	\$	51,400,000	REAL
PBH VALLEY RIDGE LLC	\$	53,550,000	REAL

PERFECT & COMFORT LIVING LLC	\$	4,300,000	REAL
PERFECT AND MODERN TEAM LLC	\$	3,550,000	REAL
PETCO	\$	424,640	PERSONAL
PILLSBURY CO TAX DEPT	\$	950,000	REAL
PILLSBURY CO TAX DEPT	\$	834,430	REAL
PL LASCO OWNER LLC	\$	90,500,000	REAL
POINT AT LAS COLINAS PROPERTIES LLC	\$	70,500,000	REAL
POLO SANTIAGO	\$	7,275,000	REAL
POP HOLDINGS LP	\$	1,091,380	REAL
PPF AMLI 1050 LAKE CAROLYN PARKWAY LLC	\$	68,000,000	REAL
PRIME US TOWER AT LAKE CAROLYN LLC	\$	67,750,000	REAL
PROLOGISEXCHANGE STEMMONS	\$	7,753,150	REAL
PROMENADE TX PARTNERS LLC	\$	73,000,000	REAL
PROPERTY RESERVE INC	\$	74,847,820	REAL
PROVIDENT GROUP IRVING PROPERTIES LLC	\$	57,000,000	REAL
PS TEXAS HOLDINGS II LTD	\$	6,316,700	REAL
PS TEXAS HOLDINGS II LTD	\$	6,301,540	REAL
PS TEXAS HOLDINGS LTD	\$	4,928,360	REAL
PS TEXAS HOLDINGS LTD	\$	3,863,670	REAL
QSR 4 LLC	\$	728,270	REAL
QSR 4 LLC	\$	978,080	REAL
RAIBLE PLACE APARTMENTS LLC	\$	19,000,000	REAL
RAMSEY LUTHER H	\$	1,612,100	REAL
RAMSEY LUTHER HAROLD	\$	855,000	REAL
RCP CRESTVIEW SPE LLC &	\$	30,250,000	REAL
REGAL BUSINESS CENTER LLC	\$	11,000,000	REAL
REGAL BUSINESS CENTER LLC	\$	17,624,340	REAL
RESIDENCES NORTHGATE LLC	\$	48,875,000	REAL
RIVERSIDE PROPERTY OWNERS LP	\$	37,623,120	REAL
RIVERSIDE PROPERTY OWNERS LP	\$	10,136,020	REAL
ROCK ISLAND IRVING LLC	\$	18,000,000	REAL
RODRIGUEZ JOSE	\$	221,220	REAL
ROSEMONT SUMMIT OPERATING LLC	\$	60,000,000	REAL
RSP RIDGEVIEW PLACE	\$	32,166,670	REAL
RSP RIDGEVIEW PLACE	\$	16,083,330	REAL
SANDLIAN COLBY B & G B REV TR &	\$	3,710,600	REAL
SAVOY DALLAS HOTELS LLC	\$	8,700,000	REAL
SCSD FINNELL LTD	\$	55,657,880	REAL
SCSD FINNELL LTD	\$	54,314,490	REAL
SCSD FINNELL LTD	\$	8,182,600	REAL
SCSD FINNELL LTD	\$	2,200,320	REAL
SEJ PROPERTIES LP	\$	8,941,170	REAL
SEJ PROPERTIES LP	\$	5,000,000	REAL
SEJ PROPERTIES LP	\$	1,500,000	REAL

SEJ PROPERTIES LP	\$	1,263,680	REAL
SEJ PROPERTIES LP	\$	640,000	REAL
SEJ PROPERTIES LP	\$	2,155,150	REAL
SEJ PROPERTIES LP	\$	2,400,000	REAL
SEJ PROPERTIES LP	\$	650,000	REAL
SERVICES DEVELOPMENT CORP	\$	11,300,000	REAL
SFS PROPERTIES LLC	\$	8,183,500	REAL
SHREEM LAS COLINAS LLC	\$	17,691,660	REAL
SHRI AVDUTH INC	\$	1,695,000	REAL
SL1000 RRH SPE LLC &	\$	19,979,750	REAL
SL5 DFW INDUSTRIAL LP	\$	12,093,510	REAL
SPANISH HAVEN REDEVELOPMENT	\$	14,175,000	REAL
STAINBACK RAYMOND F JR	\$	4,620,000	REAL
STARCORE CR LLC	\$	23,104,000	REAL
STARCREST TEXAS PPTIES	\$	8,370,000	REAL
STATE BANK OF TEXAS	\$	20,480,560	REAL
SUBIL PROPERTIES LLC	\$	960,000	REAL
SUN LIFE INSURANCE CO OF CANADA	\$	36,300,000	REAL
SYMONDS STEPHEN M	\$	2,649,550	REAL
TERRA FUNDING-URBAN TOWERS LLC	\$	12,252,330	REAL
TERRA FUNDING-URBAN TOWERS LLC	\$	131,747,670	REAL
TERRY INVESTMENT PROPERTY 1	\$	1,553,540	REAL
TEXAS SFI PARTNERSHIP 37 LTD	\$	41,000,000	REAL
THREE WHITE OAKS CORPORATION	\$	1,887,000	REAL
TILLAR IRVING BELTLINE	\$	3,332,450	REAL
TMIF II BRIDGEPORT LP	\$	33,250,000	REAL
TNP IRVNG SQUARE DST	\$	2,950,000	REAL
TOURO ASHER PARK DE LLC	\$	33,500,000	REAL
TOURO GROVE APARTMENTS LLC	\$	19,600,000	REAL
TOURO RUSTIC RIDGE DE LLC	\$	24,800,000	REAL
TP APARTMENTS LLC	\$	3,034,480	REAL
TP APARTMENTS LLC	\$	7,965,520	REAL
TR ATRIUM LP	\$	13,000,000	REAL
TR ATRIUM LP	\$	7,000,000	REAL
TRASSATTS CORPORATION	\$	7,800,000	REAL
TUCASA ACQUISITION LLC	\$	13,880,000	REAL
TUP CARPENTER COURT LP	\$	11,209,850	REAL
TX 2800 VALLEY VIEW LN DE LLC	\$	27,827,770	REAL
USAA REAL ESTATE CO	\$	296,390	REAL
USAA REAL ESTATE CO	\$	502,500	REAL
USAA REAL ESTATE CO	\$	200	REAL
USAA REAL ESTATE CO	\$	3,120	REAL
USAA REAL ESTATE CO	\$	5,519,970	REAL
USAA REAL ESTATE CO	\$	1,770	REAL

90

USAA REAL ESTATE CO	\$	950,610	REAL
USAA REAL ESTATE CO	\$	115,460	REAL
USAA REAL ESTATE CO	\$	15,000,000	REAL
USAA REAL ESTATE CO	\$	1,822,730	REAL
VATC 200 DE LLC	\$	25,500,000	REAL
VBAPT LLC	\$	22,000,000	REAL
VELAZQUEZ CELIA &	\$	1,500,000	REAL
VILLAGE ON WEST IRVING LLC	\$	10,250,000	REAL
VILLAS ESTANCIA APARTMENTS LLC	\$	27,785,000	REAL
WALGREEN CO AS OWNER AND LESSEE	\$	1,511,590	REAL
WALGREEN CO AS OWNER AND LESSEE	\$	4,114,170	REAL
WALGREEN CO AS OWNER AND LESSEE	\$	2,518,870	REAL
WALKER MHP INVESTMENTS LLC	\$	1,200,000	REAL
WATER STREET OCONNOR LP	\$	107,000,000	REAL
WEISZ THOMAS J	\$	344,810	REAL
WEST SHADY GROVE HOLDINGS LLC	\$	6,497,100	REAL
WEST SHADY GROVE HOLDINGS LLC	\$	5,630,900	REAL
WESTDALE BROOKSTONE/TERRACE LP	\$	21,500,000	REAL
WESTDALE LAKERIDGE LTD	\$	23,000,000	REAL
WESTDALE POLARIS PARTNERS	\$	19,250,000	REAL
WESTDALE POLARIS PARTNERS	\$	6,900,000	REAL
WESTDALE PPTIES AMERICA I	\$	25,250,000	REAL
WESTDALE WOODMEADE LTD	\$	37,000,000	REAL
WF AGAVE IRVING LLC	\$	2,297,870	REAL
WF AGAVE IRVING LLC	\$	9,702,130	REAL
WINGREN VILLAGE LP	\$	23,000,000	REAL
WINKLE PIONEER COURT LTD	\$	191,710	REAL
WINKLE PIONEER COURT LTD	\$	191,710	REAL
WINKLE PIONEER COURT LTD	\$	194,560	REAL
WINKLE PIONEER COURT LTD	\$	110,770	REAL
WINKLE PIONEER COURT LTD	\$	110,770	REAL
WINKLE PIONEER COURT LTD	\$	194,560	REAL
WINKLE PIONEER COURT LTD	\$	191,710	REAL
WINKLE PIONEER COURT LTD	\$	193,420	REAL
WINKLE PIONEER COURT LTD	\$	193,230	REAL
WINKLE PIONEER COURT LTD	\$	193,420	REAL
WINKLE PIONEER COURT LTD	\$	191,710	REAL
WINKLE PIONEER COURT LTD	\$	191,710	REAL
WINKLE PIONEER COURT LTD	\$	194,560	REAL
WINKLE PIONEER COURT LTD	\$	110,770	REAL
WINKLE PIONEER COURT LTD	\$	110,770	REAL
WINKLE PIONEER COURT LTD	\$	110,770	REAL
WINKLE PIONEER COURT LTD	\$	110,770	REAL
WINKLE PIONEER COURT LTD	\$	110,770	REAL
WINKLE PIONEER COURT LTD	\$	194,560	REAL
WINKLE PIONEER COURT LTD	\$	194,560	REAL

WINKLE PIONEER COURT LTD	\$	191,710	REAL
WINKLE PIONEER COURT LTD	\$	191,710	REAL
WINKLE PIONEER COURT LTD	\$	193,420	REAL
WINKLE PIONEER COURT LTD	\$	193,230	REAL
WINKLE PIONEER COURT LTD	\$	193,420	REAL
WINKLE PIONEER COURT LTD	\$	191,710	REAL
WINKLE PIONEER COURT LTD	\$	194,560	REAL
WINKLE PIONEER COURT LTD	\$	194,560	REAL
WINKLE PIONEER COURT LTD	\$	191,710	REAL
WINKLE PIONEER COURT LTD	\$	193,420	REAL
WINKLE PIONEER COURT LTD	\$	193,230	REAL
WINKLE PIONEER COURT LTD	\$	193,420	REAL
WW MHP INVESTMENTS LLC	\$	2,385,000	REAL
WWC XLII LP	\$	36,624,920	REAL
WWC XLII LP	\$	36,625,080	REAL
Z920 THIRD STREET LLC	\$	5,700,000	REAL
ZACHARY SADEGHIAN	\$	168,250	REAL
ZACHARY SADEGHIAN	\$	6,470	REAL
ZACHARY SADEGHIAN	\$	4,680	REAL
ZACHARY SADEGHIAN	\$	1,020	REAL
ZACHARY SADEGHIAN	\$	23,940	REAL
ZACHARY SADEGHIAN	\$	23,700	REAL
ZACHARY SADEGHIAN	\$	7,000	REAL
ZACHARY SADEGHIAN	\$	3,100	REAL
ZACHARY SADEGHIAN	\$	6,380	REAL
ZACHARY SADEGHIAN	\$	6,380	REAL
ZACHARY SADEGHIAN	\$	105,740	REAL
ZACHARY SADEGHIAN	\$	1,370	REAL
ZACHARY SADEGHIAN	\$	183,740	REAL
ZANDER PARK BORROWER DE LLC	\$	22,950,000	REAL
TOTAL	\$	6,121,910,990	

## 2024 SETTLED LAWSUITS

OWNERS NAME	DCAD VALUE	SETTLED VALUE	TYPE OF PROPERTY
2010 KINWEST LLC	\$ 5,250,000	\$ 4,500,000	REAL
2325 STEMMONS HOTEL PTNRS LLC	\$ 11,400,000	\$ 9,300,000	REAL
450 EJC INVESTMENT LLC	\$ 1,270,000	\$ 1,270,000	REAL
450 EJC INVESTMENT LLC	\$ 4,850,000	\$ 4,850,000	REAL
4600 W AIRPORT FREEWAY LLC	\$ 23,000,000	\$ 19,500,000	REAL
850 LAKE CAROLYN PKWY APARTMENTS IN	\$ 63,000,000	\$ 61,000,000	REAL
89 H A S HOTEL CORP	\$ 1,585,000	\$ 1,500,000	REAL
ACI REAL ESTATE SPE 155 LLC	\$ 5,685,850	\$ 5,549,820	REAL
AREA/EY WFT LLC	\$ 10,000,000	\$ 9,257,300	REAL
ASHDOW DIALYSIS AS LESSEE	\$ 2,300,000	\$ 2,100,000	REAL
AUTOZONE TEXAS LP	\$ 595,950	\$ 512,520	REAL
AUTOZONE TEXAS LP	\$ 566,120	\$ 486,860	PERSONAL
AUTOZONE TEXAS LP	\$ 2,566,700	\$ 2,104,690	PERSONAL
AUTOZONE TEXAS LP	\$ 526,700	\$ 452,960	PERSONAL
AUTOZONE TEXAS LP	\$ 581,340	\$ 499,950	PERSONAL
AUTOZONE TEXAS LP	\$ 696,720	\$ 599,180	PERSONAL
AVALON VILLAS DE LLC	\$ 35,000,000	\$ 32,600,000	REAL
BEST BUY STORES LP	\$ 2,199,870	\$ 1,847,890	PERSONAL
BETTER INC	\$ 3,145,000	\$ 2,850,000	PERSONAL
BRE KNIGHT SH TX OWNER LLC	\$ 1,400,000	\$ 1,311,000	REAL
BREIT INDUSTRIAL CANYON	\$ 115,390	\$ 115,390	REAL
CAD ASSETS LLC	\$ 4,250,000	\$ 3,850,000	REAL
CARE INN OF EDNA LLC	\$ 12,700,000	\$ 12,500,000	REAL
CAROLYN PROPERTY OWNER LP	\$ 73,000,000	\$ 66,000,000	REAL
CASA DEL SOL TEXAS LLC	\$ 8,725,000	\$ 7,600,000	REAL
CASCADE DALLAS OPERATING LLC	\$ 8,000,000	\$ 7,500,000	REAL
CFT NV DEVELOPMENTS LLC	\$ 1,221,230	\$ 1,100,000	REAL
CHEP USA	\$ 915,760	\$ 915,760	REAL
COTTONWOOD LANE PROPERTIES LLC	\$ 9,450,000	\$ 8,500,000	REAL
CROWN ENTERPRISES INC	\$ 6,300,000	\$ 4,600,000	REAL
CURRAN PRICE LLC	\$ 202,000	\$ 202,000	PERSONAL
CURRAN PRICE LLC	\$ 280,000	\$ 280,000	REAL
CVS AS LESSEE	\$ 1,959,990	\$ 1,959,990	REAL
CVS AS LESSEE	\$ 2,460,410	\$ 2,182,000	REAL
DAYTON HUDSON CORP	\$ 5,766,970	\$ 5,715,000	REAL
DFW SB INDUSTRIAL LLC	\$ 3,900,000	\$ 3,655,290	REAL
DG CENTURY CENTER PROPERTY	\$ 14,424,500	\$ 12,000,000	REAL
ESD DFW SOUTH 2011 LP	\$ 31,000,000	\$ 22,500,000	REAL
GMONY INVESTMENTS LLC	\$ 2,912,000	\$ 2,740,000	REAL
GMONY INVESTMENTS LLC	\$ 3,360,000	\$ 3,160,000	REAL
GREENWAY RESTAURANT	\$ 10,425,000	\$ 9,300,000	REAL
HD DEVELOPMENT PPTIES, LP	\$ 5,407,500	\$ 5,275,000	REAL

HIGHLAND CREST LTD	\$	26,500,000	\$	25,150,000	REAL
IRVING 5 STAR MANAGEMENT LLC	\$	157,840	\$	115,270	REAL
IRVING 5 STAR MANAGEMENT LLC	\$	603,620	\$	440,830	REAL
IRVING 5 STAR MANAGEMENT LLC	\$	553,890	\$	404,520	REAL
IRVING 5 STAR MANAGEMENT LLC	\$	237,210	\$	173,240	REAL
IRVING 5 STAR MANAGEMENT LLC	\$	224,220	\$	163,750	REAL
IRVING 5 STAR MANAGEMENT LLC	\$	1,909,870	\$	1,394,820	REAL
IRVING 5 STAR MANAGEMENT LLC	\$	301,810	\$	220,420	REAL
IRVING 5 STAR MANAGEMENT LLC	\$	325,790	\$	237,930	REAL
IRVING 5 STAR MANAGEMENT LLC	\$	308,690	\$	225,440	REAL
IRVING 5 STAR MANAGEMENT LLC	\$	555,000	\$	405,330	REAL
IRVING 5 STAR MANAGEMENT LLC	\$	2,456,320	\$	1,793,890	REAL
IRVING 5 STAR MANAGEMENT LLC	\$	167,260	\$	167,260	REAL
IRVING 5 STAR MANAGEMENT LLC	\$	155,560	\$	155,560	REAL
IRVING 5 STAR MANAGEMENT LLC	\$	901,740	\$	901,740	REAL
J&J LOTT IRVING LLC	\$	50,966,850	\$	48,000,000	REAL
JB DALLAS LLC	\$	2,601,000	\$	2,475,000	REAL
KARAN ASSOCIATES TWO	\$	1,760,000	\$	1,445,000	REAL
KARAN ASSOCIATES TWO	\$	1,800,000	\$	1,355,000	REAL
KROGER TEXAS LP	\$	1,263,680	\$	1,179,430	REAL
KROGER TEXAS LP	\$	1,834,970	\$	1,150,000	REAL
KROGER TEXAS LP	\$	1,586,330	\$	1,580,000	REAL
KROGER TEXAS LP	\$	4,199,910	\$	4,100,000	REAL
KROGER TEXAS LP	\$	960,100	\$	950,260	REAL
KROGER TEXAS LP	\$	21,600,000	\$	16,000,000	REAL
LONE STAR CONTAINER	\$	15,146,970	\$	11,000,000	REAL
LOWEN RAIFORD LP	\$	14,250,000	\$	12,450,000	REAL
LOWES HOME CENTERS INC	\$	7,210,000	\$	7,100,000	REAL
LSG1 TOWNE NORTH LLC	\$	5,032,980	\$	4,600,000	REAL
LSG1 TOWNE NORTH LLC	\$	11,717,020	\$	10,700,000	REAL
MAA TANC LLC	\$	51,500,000	\$	49,500,000	REAL
MACY'S RETAIL HOLDINGS LLC	\$	3,086,040	\$	2,594,280	PERSONAL
MARABELLA APARTMENTS II	\$	34,828,880	\$	33,506,970	REAL
MARABELLA APARTMENTS II	\$	31,171,120	\$	29,988,030	REAL
NCH CORPORATION	\$	15,000,000	\$	14,329,914	REAL
NCH CORPORATION	\$	13,759,580	\$	11,947,000	REAL
NCH CORPORATION	\$	6,453,560	\$	6,453,560	REAL
PATEL MUKUND & DAXABEN	\$	1,468,640	\$	1,400,000	REAL
PATEL VIMAL M	\$	928,250	\$	800,000	REAL
PENSA NUWIND LLC	\$	31,000,000	\$	28,000,000	REAL
PPF AMLI 777 LAKE CAROLYN PARKWAY	\$	100,721,400	\$	88,450,000	REAL
REALTY INCOME PROPERTIES 19 LLC	\$	2,083,290	\$	2,072,620	REAL
REALTY INCOME PROPERTIES 19 LLC	\$	771,750	\$	742,200	REAL
REALTY INCOME PROPERTIES 19 LLC	\$	1,233,750	\$	1,186,520	REAL
REALTY INCOME PROPERTIES 19 LLC	\$	661,500	\$	636,170	REAL
REALTY INCOME PROPERTIES 19 LLC	\$	661,500	\$	636,170	REAL
RICKY HOSPITALITY LLC	\$	1,720,000	\$	1,600,000	REAL
ROCHELLE PLACE L P	\$	12,500,000	\$	9,500,000	REAL

SEDONA PARK APARTMENTS LLC	\$	39,950,000	\$	29,850,000	REAL
SKYPASS DEVELOPMENT LLC	\$	1,775,160	\$	1,676,540	REAL
SKYPASS DEVELOPMENT LLC	\$	5,572,200	\$	5,052,960	REAL
SOUTHERN STAR LAS COLINAS LP	\$	17,500,000	\$	15,300,000	REAL
TEXAS PARK MANOR LP	\$	11,950,000	\$	11,300,000	REAL
TOYOTA OF IRVING LTD	\$	636,740	\$	620,000	REAL
TOYOTA OF IRVING LTD	\$	12,325,000	\$	11,175,000	REAL
TOYOTA OF IRVING LTD	\$	720,370	\$	710,000	REAL
TOYOTA OF IRVING LTD	\$	146,480	\$	143,220	REAL
TOYOTA OF IRVING LTD	\$	537,520	\$	537,520	REAL
TRADER JOES COMPANY	\$	458,920	\$	458,920	REAL
WALNUT HILL TX PARTNERS LLC	\$	75,000,000	\$	65,000,000	REAL
WESTDALE BROOKSTONE TERRACE LP	\$	27,500,000	\$	25,650,000	REAL
WOODSHIRE MHC LLC	\$	3,537,640	\$	3,000,000	REAL
WOODSHIRE MHC LLC	\$	7,783,750	\$	6,900,000	REAL
WOODSHIRE MHC LLC	\$	7,565,350	\$	6,750,000	REAL
WOODWIND APARTMENTS LLC	\$	7,850,000	\$	6,800,000	REAL
WWC LXXI LP	\$	28,000,000	\$	26,000,000	REAL
<b>TOTAL</b>	\$	<b>1,118,042,020</b>	\$	<b>1,000,044,884</b>	

## 2023 ACTIVE LAWSUITS

OWNERS NAME	DCAD VALUE	TYPE OF PROPERTY
CHALET APARTMENTS LLC	\$ 27,600,000	REAL
COP ENTERPRISES LLC	\$ 99,280	REAL
COP ENTERPRISES LLC	\$ 99,280	REAL
COP ENTERPRISES LLC	\$ 89,380	REAL
COP ENTERPRISES LLC	\$ 99,280	REAL
COP ENTERPRISES LLC	\$ 217,000	REAL
COP ENTERPRISES LLC	\$ 391,800	REAL
DELUJO EL MOROCCO LLC	\$ 13,300,000	REAL
DFW AIRPORT HOSPITALITY	\$ 9,900,000	REAL
HKRK MGMT INC	\$ 3,725,000	REAL
IFCAP EVERGREEN LP	\$ 90,400	REAL
RAMSEY LUTHER H	\$ 1,612,000	REAL
REGAL BUSINESS CENTER LLC	\$ 13,963,750	REAL
REGAL BUSINESS CENTER LLC	\$ 7,568,690	REAL
RICKY HOSPITALITY LLC	\$ 1,770,000	REAL
SYMONDS STEPHEN M	\$ 1,634,180	REAL
WALGREEN CO AS OWNER AND LESSEE	\$ 2,445,500	REAL
WALGREEN CO AS OWNER AND LESSEE	\$ 1,467,560	REAL
WALGREEN CO AS OWNER AND LESSEE	\$ 3,994,340	REAL
WWC LXXI LP	\$ 26,500,000	REAL
TOTAL	\$ 116,567,440	

## 2023 SETTLED LAWSUITS

OWNERS NAME	DCAD VALUE	SETTLED VALUE	TYPE OF PROPERTY
1111 TDS APARTMENTS LLC	\$ 26,800,000	\$ 24,000,000	REAL
1500 EAST AIRPORT FREEWAY LLC	\$ 4,784,000	\$ 4,000,000	REAL
1500 EAST AIRPORT FREEWAY LLC	\$ 504,590	\$ 504,590	REAL
1500 EAST AIRPORT FREEWAY LLC	\$ 6,916,000	\$ 5,800,000	REAL
1500 EAST AIRPORT FREEWAY LLC	\$ 3,869,230	\$ 3,545,410	REAL
1500 EAST AIRPORT FREEWAY LLC	\$ 14,560,000	\$ 11,950,000	REAL
1500 EAST AIRPORT FREEWAY LLC	\$ 11,960,000	\$ 9,425,000	REAL
1500 EAST AIRPORT FREEWAY LLC	\$ 6,500,000	\$ 5,100,000	REAL
1500 EAST AIRPORT FREEWAY LLC	\$ 10,036,000	\$ 8,500,000	REAL
1500 EAST AIRPORT FREEWAY LLC	\$ 2,652,000	\$ 2,390,000	REAL
161 AIRPORT CORPORATE LLC	\$ 11,412,000	\$ 9,800,000	REAL
1927 BELTLINE CP LTD	\$ 2,550,000	\$ 2,000,000	REAL
1927 EAST BELTLINE RD LLC	\$ 781,220	\$ 685,000	REAL
1929 GRAUWYLER LLC	\$ 12,560,000	\$ 12,300,000	REAL
2010 KINWES LLC	\$ 6,300,000	\$ 4,500,000	REAL
2200 WEST ROCHELLE LLC	\$ 8,000,000	\$ 6,050,000	REAL
2200 WEST ROCHELLE LLC	\$ 8,000,000	\$ 6,050,000	REAL
2325 STEMMONS HOTEL PRTNRS LLC	\$ 9,675,000	\$ 8,500,000	REAL
250 290 B&C LLC	\$ 36,256,000	\$ 34,191,000	REAL
250 290 B&C LLC	\$ 18,116,650	\$ 17,086,000	REAL
250 290 B&C LLC	\$ 20,383,000	\$ 19,223,000	REAL
2700 TRINITY SPE LLC	\$ 9,936,000	\$ 8,900,000	REAL
2929 PARK GROVE VNTRE LTD	\$ 20,305,000	\$ 18,740,000	REAL
2929 PARK GROVE VNTRE LTD	\$ 1,260,000	\$ 1,260,000	REAL
3228 WILLOW LLC	\$ 17,700,000	\$ 16,800,000	REAL
3429 WEST ROCHELLE LLC	\$ 19,950,000	\$ 18,300,000	REAL
4303 MARPOSA DRIVE	\$ 9,500,000	\$ 8,000,000	REAL
4409 MONTROSE LTD	\$ 25,160,790	\$ 24,000,000	REAL
4444 IRVING BLVD LP	\$ 4,533,400	\$ 4,150,000	REAL
4525 W PIONEER DR PROPERTY	\$ 32,000,000	\$ 29,000,000	REAL
500 EJC OFFICE OWNER LLC	\$ 29,000,000	\$ 27,600,000	REAL
600 LAS COLINAS OWNER LLC	\$ 74,500,000	\$ 67,700,000	REAL
7918 FERGUSON LLC	\$ 2,000,000	\$ 1,900,000	REAL
7929 BROOKRIVER SUB LLC	\$ 74,500,000	\$ 66,500,000	REAL
7929 BROOKRIVER SUB LLC	\$ 9,868,000	\$ 9,200,000	REAL
850 LAKE CAROLYN PKWY APARTMENTS INV	\$ 60,000,000	\$ 56,000,000	REAL
89 H A S HOTEL CORP	\$ 1,585,000	\$ 1,400,000	REAL
AARON HOLDINGS LLC	\$ 1,742,810	\$ 1,742,810	REAL
ABF FREIGHT SYSTEM INC	\$ 8,351,000	\$ 7,350,000	REAL
ABRAHAM ALVIN V	\$ 2,482,020	\$ 2,482,020	REAL

ABRAHAM SAJI PROPERTIES LLC	\$	520,780	\$	520,780	REAL
ABRAHAM SAJI PROPERTIES LLC	\$	240,000	\$	200,000	REAL
ACI REAL ESTATE SPE 155 LLC	\$	5,995,000	\$	5,441,000	REAL
AGAP GARLAND LLC	\$	6,487,500	\$	6,100,000	REAL
AGAS VENTURES LLC	\$	243,120	\$	190,710	REAL
AGAS VENTURES LLC	\$	231,570	\$	213,010	REAL
AGAS VENTURES LLC	\$	187,240	\$	172,230	REAL
AGAS VENTURES LLC	\$	172,970	\$	159,110	REAL
AGAS VENTURES LLC	\$	213,650	\$	196,530	REAL
AGAS VENTURES LLC	\$	215,000	\$	146,690	REAL
AGAS VENTURES LLC	\$	184,300	\$	169,530	REAL
AGAS VENTURES LLC	\$	198,900	\$	182,960	REAL
AGAS VENTURES LLC	\$	188,670	\$	173,550	REAL
AGAS VENTURES LLC	\$	216,590	\$	199,230	REAL
AGAS VENTURES LLC	\$	243,150	\$	223,660	REAL
AGAS VENTURES LLC	\$	203,490	\$	187,180	REAL
AGAS VENTURES LLC	\$	165,670	\$	152,390	REAL
AGAS VENTURES LLC	\$	176,710	\$	162,550	REAL
AGAS VENTURES LLC	\$	169,300	\$	155,730	REAL
AGAS VENTURES LLC	\$	182,780	\$	168,130	REAL
AGAS VENTURES LLC	\$	185,370	\$	170,520	REAL
AGRE WILLIAMS SQUARE HOLDINGS LLC	\$	65,363,100	\$	56,342,380	REAL
AGRE WILLIAMS SQUARE HOLDINGS LLC	\$	9,609,430	\$	8,283,240	REAL
AGRE WILLIAMS SQUARE HOLDINGS LLC	\$	63,795,210	\$	56,000,670	REAL
AGRE WILLIAMS SQUARE HOLDINGS LLC	\$	114,122,260	\$	99,373,710	REAL
AIGGRE TX HOTEL LAS COLINAS OWNER	\$	12,475,000	\$	11,400,000	REAL
ALC APARTMENTS LLC	\$	59,600,000	\$	54,000,000	REAL
ALESIO GARDEN &	\$	143,500,000	\$	121,250,000	REAL
ANGEL HOSPITALITY VIII LLC	\$	1,200,000	\$	1,200,000	REAL
APO IRVING LLC	\$	7,578,880	\$	5,750,000	REAL
AREA/EY WFT LLC	\$	10,680,520	\$	9,257,300	REAL
ASHDOW DIALYSIS LLC	\$	2,250,000	\$	2,025,000	REAL
AUTOZONE TEXAS LP	\$	603,390	\$	518,910	PERSONAL
AUTOZONE TEXAS LP	\$	657,110	\$	565,110	PERSONAL
AUTOZONE TEXAS LP	\$	540,910	\$	465,180	PERSONAL
AUTOZONE TEXAS LP	\$	597,180	\$	513,570	PERSONAL
AUTOZONE TEXAS LP	\$	538,310	\$	462,950	PERSONAL
AUTOZONE TEXAS LP	\$	2,242,010	\$	1,838,450	PERSONAL
BELL STACY GREETHUM TRUST THE	\$	996,500	\$	950,000	REAL
BELTLINE & GRANDE LTD PS	\$	13,000,000	\$	11,100,000	REAL
BELTLINE VILLAGE PARTNERS	\$	8,208,300	\$	7,250,000	REAL
BELTLINE/AIRPORT FREEWAY JOINT VENTURE	\$	3,365,260	\$	2,800,000	REAL
BELTLINE/AIRPORT FREEWAY JOINT VENTURE	\$	734,740	\$	700,000	REAL
BELTLINE/AIRPORT FREEWAY JOINT VENTURE	\$	7,900,000	\$	6,500,000	REAL
BEST BUY STORES LP	\$	2,300,440	\$	1,932,370	PERSONAL
BETTER INC	\$	2,835,100	\$	2,500,000	REAL
BHP INVESTENTS CO	\$	4,425,000	\$	4,000,000	REAL
BIO WORLD MERCHANDISING INC	\$	14,439,440	\$	13,900,000	PERSONAL
BLVD AL LP THE	\$	1,778,910	\$	1,705,000	REAL

BMGREI ESTERS LLC	\$	12,065,630	\$	11,362,500	REAL
BMGREI ESTERS LLC	\$	30,834,370	\$	29,037,500	REAL
BMGREI METKER LLC	\$	9,988,000	\$	8,000,000	REAL
BRE KNIGHT SH TX OWNER LLC	\$	4,100,000	\$	3,700,000	REAL
BREIT INDUSTRIAL CANYON TX	\$	115,390	\$	115,390	REAL
BROWN COLINAS POINTE LLC	\$	20,000,000	\$	18,000,000	REAL
BUDHWANI & VIRANI INC	\$	5,060,000	\$	4,543,000	REAL
CAD ASSETS LLC	\$	3,600,000	\$	3,200,000	REAL
CANAL CENTR INVESTORS LLC	\$	35,000,000	\$	32,500,000	REAL
CANTEX GRAUWYLER LLC	\$	2,299,100	\$	2,299,100	REAL
CANTEX GRAUWYLER LLC	\$	12,585,630	\$	10,500,000	REAL
CARMAX AUTO SUPERSTORES	\$	11,741,010	\$	9,474,630	REAL
CARMAX AUTO SUPERSTORES	\$	1,025,370	\$	1,025,370	REAL
CAROLYN PROPERTY OWNER LP	\$	73,000,000	\$	63,800,000	REAL
CASCADE DALLAS OPERATING LLC	\$	9,500,000	\$	8,000,000	REAL
CAVADIAN PROPERTIES LLC	\$	306,370	\$	251,190	REAL
CCP MILLBROOK 1678 LLC	\$	5,200,000	\$	4,950,000	REAL
CFT NV DEVELOPMENTS LLC	\$	1,221,130	\$	1,100,000	REAL
CHATHEAU AT WILDBRIAR LP	\$	17,000,000	\$	12,500,000	REAL
CHICK FIL A INC	\$	847,050	\$	762,350	PERSONAL
CHICK FIL A INC	\$	951,620	\$	886,210	REAL
CNC SPC LP	\$	8,489,220	\$	8,489,220	REAL
CNC SPC LP	\$	16,760,780	\$	16,760,780	REAL
COLE CV DUNCANVILLE TX LP	\$	1,900,000	\$	1,843,000	REAL
COLE CV DUNCANVILLE TX LP	\$	2,388,750	\$	2,108,000	REAL
COLE CV DUNCANVILLE TX LP	\$	1,902,900	\$	1,902,900	REAL
COLINAS RANCH APARTMENTS LLC	\$	19,850,000	\$	14,000,000	REAL
COLONY MULTIFAMILY 3321 LLC THE	\$	4,975,700	\$	4,332,000	REAL
COLONY MULTIFAMILY 3321 LLC THE	\$	1,693,850	\$	1,475,000	REAL
COLONY MULTIFAMILY 3321 LLC THE	\$	5,081,560	\$	4,425,000	REAL
COLONY MULTIFAMILY 3321 LLC THE	\$	7,198,880	\$	6,268,000	REAL
COLUMBIA PROPERTIES	\$	45,500,000	\$	39,000,000	REAL
CORSAIR IRVING OWNER LLC	\$	29,000,000	\$	25,000,000	REAL
COTTONWOOD LANE PROPERTIES LLC	\$	8,985,260	\$	8,500,000	REAL
CP 511 BUILDING LLC	\$	22,500,000	\$	18,500,000	REAL
CREEKWOOD APTS LLC	\$	26,646,920	\$	24,000,000	REAL
CRESTVIEW STONEHILL LLC	\$	28,000,000	\$	25,500,000	REAL
CROSS COURT TEXAS LLC	\$	1,260,000	\$	1,225,000	REAL
DALLAS FT WORTH PARTNERS LLC	\$	1,933,020	\$	1,933,020	REAL
DALLAS FT WORTH PARTNERS LLC	\$	4,027,410	\$	4,027,410	REAL
DALLAS FT WORTH PARTNERS LLC	\$	2,247,150	\$	2,247,150	REAL
DALLAS METRO APARTMENTS LLC	\$	5,500,000	\$	5,000,000	REAL
DAYTON HUDSON CORP	\$	5,715,000	\$	5,599,000	REAL
DEVA CORPORATION	\$	6,050,000	\$	5,700,000	REAL
DILLARDS TEXAS CENTRAL LLC	\$	2,271,100	\$	1,953,140	PERSONAL
DK CREST OWNER LLC	\$	69,500,000	\$	65,450,000	REAL
DLC HOTEL OWNER LLC	\$	950,610	\$	950,610	REAL
DLC HOTEL OWNER LLC	\$	73,678,650	\$	70,178,650	REAL
DLC HOTEL OWNER LLC	\$	370,740	\$	370,740	REAL





IRVING 5 STAR MANAGEMENT LLC	\$	192,000	\$	175,000	REAL
IRVING 5 STAR MANAGEMENT LLC	\$	182,000	\$	165,000	REAL
IRVING 5 STAR MANAGEMENT LLC	\$	1,563,000	\$	1,370,000	REAL
IRVING 5 STAR MANAGEMENT LLC	\$	483,000	\$	400,000	REAL
IRVING 5 STAR MANAGEMENT LLC	\$	449,000	\$	386,000	REAL
IRVING 5 STAR MANAGEMENT LLC	\$	128,000	\$	110,000	REAL
IRVING 5 STAR MANAGEMENT LLC	\$	2,451,720	\$	1,900,000	REAL
IRVING BRITAIN WAY APRARTMENTS LP	\$	8,666,670	\$	7,600,000	REAL
IRVING BRITAIN WAY APRARTMENTS LP	\$	4,333,330	\$	3,800,000	REAL
IRVING BUS PROPERTIES LLC	\$	2,251,350	\$	1,950,000	REAL
IRVING LODGING LLC	\$	9,300,000	\$	7,743,000	REAL
ISA HOSPITALITY INC	\$	2,525,000	\$	2,300,000	REAL
JAHCO FAIR OAKS LP	\$	7,750,000	\$	6,950,000	REAL
JARS BRITTANY 169 LLC	\$	12,600,000	\$	11,300,000	REAL
JARS HEIGHTS 79 LLC	\$	1,490,510	\$	1,329,120	REAL
JARS HEIGHTS 79 LLC	\$	2,384,810	\$	2,126,580	REAL
JARS HEIGHTS 79 LLC	\$	3,974,680	\$	3,544,300	REAL
JB DALLAS LLC	\$	2,475,000	\$	2,400,000	REAL
JDFW II LLC	\$	89,000,000	\$	80,500,000	REAL
JDFW LLC	\$	60,500,000	\$	57,200,000	REAL
JORDAN KATZ AVALON LLC	\$	32,500,000	\$	29,800,000	REAL
KARAN ASSOCIATES TWO	\$	1,500,000	\$	1,262,610	REAL
KARAN ASSOCIATES TWO	\$	1,600,000	\$	1,337,390	REAL
KORE 125 JOHN CARPENTER LLC	\$	75,650,000	\$	71,900,000	REAL
KROGER TEXAS LP	\$	4,100,000	\$	4,077,580	REAL
KROGER TEXAS LP	\$	1,575,000	\$	1,540,130	REAL
KROGER TEXAS LP	\$	11,680,630	\$	11,245,270	REAL
KROGER TEXAS LP	\$	1,800,000	\$	1,781,520	REAL
KROGER TEXAS LP	\$	960,000	\$	950,260	REAL
LADERA RANCH LLC	\$	29,750,000	\$	27,160,000	REAL
LAKE FOREST VALLEY HOLDINGS LLC	\$	4,485,530	\$	4,169,060	REAL
LAKE FOREST VALLEY HOLDINGS LLC	\$	6,291,390	\$	5,630,940	REAL
LAKE WORTH HOTEL CORP	\$	3,750,000	\$	3,300,000	REAL
LAS COLINAS I HOLDCO LP	\$	107,334,180	\$	100,000,000	REAL
LAS COLINAS II HOLDCO LP	\$	57,665,820	\$	53,800,000	REAL
LBH LAS COLINAS PLAZA LLC	\$	26,300,000	\$	25,000,000	REAL
LEGACY REI GROUP SA LLC	\$	13,673,510	\$	12,130,000	REAL
LEGACY REI GROUP SA LLC	\$	4,926,490	\$	4,370,000	REAL
LION NORTHGATE LLC &	\$	24,000,000	\$	22,000,000	REAL
LION TRINITY LLC	\$	61,000,000	\$	54,000,000	REAL
LION WOODCHASE CLARENDON LLC	\$	23,232,000	\$	21,293,230	REAL
LION WOODCHASE CLARENDON LLC	\$	8,954,000	\$	8,206,770	REAL
LOONEY FAMILY 2014 TRUST THE	\$	2,217,330	\$	1,600,000	REAL
LOONEY FAMILY 2014 TRUST THE	\$	1,073,070	\$	700,000	REAL
LOOP HOTEL INC	\$	1,085,000	\$	950,000	REAL
LOWEN TRINITY MILLS	\$	12,375,000	\$	10,500,000	REAL
LOWEN TRINITY MILLS	\$	197,830	\$	197,830	REAL
LOWES HOME CENTERS INC	\$	7,200,000	\$	7,000,000	REAL
LPD REALTY LLC	\$	19,000,000	\$	17,000,000	REAL

102

LRF2 TOWNE NORTH	\$	10,680,000	\$	9,275,000	REAL
LRF2 TOWNE NORTH	\$	4,920,000	\$	4,475,000	REAL
MA LEG PARTNERS 6	\$	205,000	\$	183,690	REAL
MA LEG PARTNERS 6	\$	133,470	\$	133,200	REAL
MAA ALLOY LLC	\$	66,700,000	\$	55,500,000	REAL
MACARTHUR PLACE	\$	29,346,150	\$	27,878,840	REAL
MACARTHUR PLACE	\$	25,153,850	\$	23,896,160	REAL
MALL GROUND PORTFOLIO LLC	\$	41,500,000	\$	21,005,140	REAL
MALL GROUND PORTFOLIO LLC	\$	2,050,000	\$	1,600,000	REAL
MALL GROUND PORTFOLIO LLC	\$	4,850,000	\$	3,900,000	REAL
MALL GROUND PORTFOLIO LLC	\$	193,440	\$	193,440	REAL
MALL GROUND PORTFOLIO LLC	\$	1,301,420	\$	1,301,420	REAL
MARABELLA APARTMENTS II	\$	30,651,570	\$	28,337,350	REAL
MARABELLA APARTMENTS II	\$	34,248,430	\$	31,662,650	REAL
MARS ROCHELLE LLC &	\$	5,550,000	\$	5,120,000	REAL
MCDAVID IRVING HON LLC	\$	3,600,000	\$	2,430,000	REAL
MCDAVID IRVING HON LLC	\$	51,860	\$	51,860	REAL
MCDAVID IRVING HON LLC	\$	2,800,000	\$	2,115,000	REAL
MCDAVID IRVING HON LLC	\$	4,525,000	\$	3,378,000	REAL
MCDAVID IRVING HON LLC	\$	6,725,000	\$	4,945,000	REAL
MEADOW CREEK RANCH MHC LLC	\$	6,227,770	\$	4,950,000	REAL
MEADOW CREEK RANCH MHC LLC	\$	3,115,880	\$	2,900,000	REAL
MEADOW OAKS HOLDINGS LP	\$	10,483,800	\$	10,483,800	REAL
MFO PPTIES LTD	\$	1,500,000	\$	1,500,000	REAL
MM COURTYARDS LLC	\$	19,500,000	\$	18,000,000	REAL
MONTEGO BAY LLC	\$	5,165,990	\$	4,600,000	REAL
MONTERRA APARTMENTS LP	\$	47,850,000	\$	47,850,000	REAL
MPG TEXAS 1 LLC	\$	14,650,000	\$	12,400,000	REAL
NEPTUNE VENTURES LLC	\$	300,000	\$	280,000	REAL
NEPTUNE VENTURES LLC	\$	237,560	\$	225,000	REAL
NEPTUNE VENTURES LLC	\$	283,950	\$	270,000	REAL
NEPTUNE VENTURES LLC	\$	317,940	\$	300,000	REAL
NEWPORT APARTMENTS PROPERTY OWNER L	\$	33,000,000	\$	24,000,000	REAL
NL ASSETS LANDEN DE LLC	\$	17,160,000	\$	16,000,000	REAL
NLP TEXAS ONE LLC	\$	62,687,840	\$	46,500,000	REAL
NLP TEXAS ONE LLC	\$	58,900,000	\$	56,000,000	REAL
NORTH TEXAS FAMILY	\$	11,750,000	\$	11,000,000	REAL
NORTHGATE CONSOLIDATED	\$	4,937,900	\$	4,600,000	REAL
NORTHWEST PARK ASSOC	\$	7,480,470	\$	6,699,250	REAL
NORTHWEST PARK ASSOC	\$	11,669,530	\$	10,450,750	REAL
OAKWAY MANOR LLC	\$	6,540,170	\$	5,700,000	REAL
OBSIDIAN SUMMER GATE OWNER	\$	20,350,000	\$	18,000,000	REAL
OMNINET FOXBOROUGH LP	\$	33,244,440	\$	28,373,330	REAL
OMNINET FOXBOROUGH LP	\$	13,505,560	\$	11,526,670	REAL
P LURA LLC	\$	940,000	\$	900,000	REAL
PAR CAPITAL 122 WEST LLC	\$	27,800,000	\$	26,500,000	REAL
PARMA LAS COLINAS TOWERS LLC	\$	68,898,000	\$	63,400,000	REAL
PARMA LAS COLINAS TOWERS LLC	\$	42,850,000	\$	39,348,000	REAL
PARMA LAS COLINAS TOWERS LLC	\$	4,752,000	\$	4,752,000	REAL

PARRISH MICHAEL R & ANGELA R	\$	1,591,500	\$	1,475,000	REAL
PATEL MADAN &	\$	1,157,240	\$	1,050,000	REAL
PBH VALLEY CREEK LLC	\$	48,950,000	\$	45,900,000	REAL
PBH VALLEY RIDGE LLC	\$	51,000,000	\$	48,000,000	REAL
PERFECT & COMFORT LIVING LLC	\$	4,000,000	\$	3,600,000	REAL
PERFECT AND MODERN TEAM LLC	\$	3,250,000	\$	3,000,000	REAL
PETCO ANIMAL SUPPLIES INC	\$	376,310	\$	331,150	REAL
PH IRVING LLC	\$	3,850,000	\$	3,550,000	PERSONAL
PL LASCO OWNER LLC	\$	88,250,000	\$	84,000,000	REAL
POLO SANTIAGO	\$	6,970,000	\$	6,375,000	REAL
PPF AMLI 1050 LAKE CAROLYN PARKWAY LLC	\$	63,500,000	\$	59,500,000	REAL
PPF AMLI 777 LAKE CAROLYN PARKWAY	\$	96,675,000	\$	84,000,000	REAL
PRIME US TOWER AT LAKE CAROLYN	\$	66,950,000	\$	61,900,000	REAL
PROMENADE TX PARTNERS LLC	\$	73,000,000	\$	67,000,000	REAL
PROPERTY RESERVE INC	\$	72,972,820	\$	68,472,820	REAL
PROVIDENT GROUP IRVING PROPERTIES LLC	\$	47,000,000	\$	32,500,000	REAL
PS LPT PROPERTIES INVESTORS	\$	3,404,010	\$	3,000,000	REAL
PS TEXAS HOLDINGS II LTD	\$	5,483,000	\$	5,250,000	REAL
PS TEXAS HOLDINGS II LTD	\$	5,712,750	\$	5,550,000	REAL
RAIBLE PLACE APARTMENTS LLC	\$	16,995,000	\$	14,450,000	REAL
RAMSEY LUTHER HAROLD	\$	812,800	\$	750,000	REAL
RESIDENCE AT SURROUND	\$	36,300,000	\$	34,500,000	REAL
RESIDENCES NORTHGATE LLC	\$	45,270,000	\$	32,500,000	REAL
ROCHELLE PLACE LP	\$	11,100,000	\$	9,085,000	REAL
ROCK ISLAND IRVING LLC	\$	17,000,000	\$	15,700,000	REAL
ROSEMONT SUMMIT OPERATING LLC	\$	63,250,000	\$	55,000,000	REAL
RSP RIDGEVIEW PLACE	\$	30,833,330	\$	29,266,660	REAL
RSP RIDGEVIEW PLACE	\$	15,416,670	\$	14,633,340	REAL
SAIBABA DFW LODGING LLC	\$	4,845,000	\$	4,845,000	REAL
SANCHEZ THOMAS C	\$	346,500	\$	325,000	REAL
SANDLIAN COLBY B &	\$	3,202,500	\$	3,100,000	REAL
SAVOY DALLAS HOTELS LLC	\$	8,700,000	\$	7,200,000	REAL
SCP 2002D 4 LLC	\$	2,062,510	\$	2,018,000	REAL
SCP 2002D 4 LLC	\$	124,800	\$	124,800	REAL
SEDONA PARK APARTMENTS LLC	\$	36,200,000	\$	26,150,000	REAL
SEJ PROPERTIES LP	\$	650,540	\$	640,000	REAL
SEJ PROPERTIES LP	\$	8,304,220	\$	7,800,000	REAL
SEJ PROPERTIES LP	\$	4,100,000	\$	4,100,000	REAL
SEJ PROPERTIES LP	\$	2,465,840	\$	2,400,000	REAL
SEJ PROPERTIES LP	\$	2,273,550	\$	1,500,000	REAL
SEJ PROPERTIES LP	\$	1,850,000	\$	1,250,000	REAL
SEJ PROPERTIES LP	\$	1,010,670	\$	650,000	REAL
SFS PROPERTIES LLC	\$	4,169,180	\$	3,950,000	REAL
SOUTHERN STAR LAS COLINAS LP	\$	15,400,000	\$	13,087,000	REAL
SPANISH HAVEN REDEVELOPMENT	\$	13,000,000	\$	10,500,000	REAL
STAINBACK RAYMOND F JR	\$	4,580,000	\$	4,250,000	REAL
STARCORE CR	\$	19,850,000	\$	19,850,000	REAL
STARCREST TEXAS PPTIES	\$	6,975,000	\$	6,250,000	REAL
STATE BANK OF TEXAS	\$	2,245,000	\$	1,900,000	REAL

STATE BANK OF TEXAS	\$	9,626,240	\$	9,626,240	REAL
SUN LIFE INSURANCE CO OF CANADA	\$	37,950,000	\$	34,500,000	REAL
TERRA FUNDING-URBAN TOWERS LLC	\$	12,252,330	\$	12,252,330	REAL
TERRA FUNDING-URBAN TOWERS LLC	\$	145,247,670	\$	128,247,670	REAL
TERRY INVESTMENT PROPERTY 1	\$	1,710,000	\$	1,710,000	REAL
TEXAS FLORIDA CEDARS LP	\$	12,250,000	\$	11,050,000	REAL
TEXAS FOUR PPTIES LLC	\$	14,950,000	\$	12,500,000	REAL
TEXAS PARK MANOR LP	\$	10,920,000	\$	10,400,000	REAL
TEXAS SFI PARTNERSHIP 37 LTD	\$	41,440,000	\$	38,000,000	REAL
TMIF II BRIDGEPORT LP	\$	32,500,000	\$	29,800,000	REAL
TNP IRVING SQUARE DST	\$	2,750,000	\$	2,750,000	REAL
TOURO ASHER PARK DE LLC	\$	30,500,000	\$	28,440,000	REAL
TOURO RUSTIC RIDGE DE LLC	\$	22,900,000	\$	18,400,000	REAL
TOYOTA OF IRVING LTD	\$	630,000	\$	625,000	REAL
TOYOTA OF IRVING LTD	\$	14,500,000	\$	11,175,000	REAL
TP APARTMENTS LLC	\$	7,313,790	\$	6,227,500	REAL
TP APARTMENTS LLC	\$	2,786,210	\$	2,372,500	REAL
TR ATRIUM LP	\$	16,342,630	\$	13,900,000	REAL
TR ATRIUM LP	\$	8,300,000	\$	7,600,000	REAL
TUP CARPENTER COURT LP	\$	11,250,000	\$	8,900,000	REAL
TSCA 222 LIMITED PS	\$	5,625,000	\$	5,000,000	REAL
TX 2800 VALLEY VIEW LN DE LLC	\$	21,542,090	\$	20,250,000	REAL
UNITED RENTALS AS LESSEE	\$	4,897,250	\$	4,150,000	REAL
USAA REAL ESTATE CO	\$	296,390	\$	296,390	REAL
USAA REAL ESTATE CO	\$	502,500	\$	502,500	REAL
USAA REAL ESTATE CO	\$	5,519,970	\$	5,478,000	REAL
USAA REAL ESTATE CO	\$	10,900,000	\$	950,610	REAL
USAA REAL ESTATE CO	\$	200	\$	200	REAL
USAA REAL ESTATE CO	\$	3,120	\$	3,120	REAL
USAA REAL ESTATE CO	\$	1,770	\$	1,770	REAL
USAA REAL ESTATE CO	\$	115,460	\$	115,460	REAL
USAA REAL ESTATE CO	\$	15,000,000	\$	10,500,000	REAL
USAA REAL ESTATE CO	\$	1,822,730	\$	1,822,730	REAL
VBAPT LLC	\$	17,250,000	\$	15,250,000	REAL
VELAZQUEZ CELIA &	\$	1,641,600	\$	1,425,000	REAL
VILLAGE ON WEST IRVING LLC	\$	11,000,000	\$	8,830,000	REAL
VILLAS ESTANCIA APARTMENTS LLC	\$	23,000,000	\$	19,778,270	REAL
WALMART REAL ESTATE	\$	10,967,000	\$	10,967,000	REAL
WALNUT HLL TX PARTNERS LLC	\$	73,500,000	\$	62,000,000	REAL
WATER STREET OCONNOR LP	\$	2,247,370	\$	2,247,370	REAL
WATER STREET OCONNOR LP	\$	108,000,000	\$	101,500,000	REAL
WESTDALE BROOKSTONE/TERRACE LP	\$	20,000,000	\$	16,838,800	REAL
WESTDALE BROOKSTONE/TERRACE LP	\$	26,000,000	\$	22,321,200	REAL
WESTDALE LAKERIDGE LTD	\$	20,500,000	\$	18,000,000	REAL
WESTDALE POLARIS PARTNERS	\$	18,650,000	\$	16,425,000	REAL
WESTDALE POLARIS PARTNERS	\$	6,250,000	\$	5,600,000	REAL
WESTDALE PPTIES AMERICA I	\$	22,250,000	\$	19,500,000	REAL
WESTDALE WOODMEADE LTD	\$	32,250,000	\$	26,600,000	REAL
WF AGAVE IRVING LLC	\$	8,765,000	\$	7,912,080	REAL

WF AGAVE IRVING LLC	\$	2,313,000	\$	2,087,920	REAL
WINGREN VILLAGE LP	\$	20,500,000	\$	18,400,000	REAL
WOODSHIRE MHC LLC	\$	75,000	\$	75,000	REAL
WOODSHIRE MHC LLC	\$	75,000	\$	75,000	REAL
WOODSHIRE MHC LLC	\$	2,952,800	\$	2,535,260	REAL
WOODSHIRE MHC LLC	\$	6,581,230	\$	5,646,000	REAL
WOODSHIRE MHC LLC	\$	6,473,550	\$	5,646,000	REAL
WOODWIND APARTMENTS LLC	\$	6,750,000	\$	6,000,000	REAL
WWC XLII LP	\$	31,875,000	\$	29,750,000	REAL
WWC XLII LP	\$	31,875,000	\$	29,750,000	REAL
Z920 THIRD STREET LLC	\$	5,328,000	\$	4,365,000	REAL
ZANDER PARK BORROWER DE LLC	\$	21,300,000	\$	18,000,000	REAL
ZAPANTA ALBERT & UNITED STATES MEXICO	\$	716,430	\$	716,430	REAL
<b>TOTAL</b>		<b>\$ 6,146,953,280</b>		<b>\$ 5,453,871,680</b>	

## 2022 ACTIVE LAWSUITS

OWNERS NAME	DCAD VALUE	TYPE OF PROPERTY
IFCAP EVERGREEN LP	\$ 90,400	REAL
LAS COLINAS SURGERY	\$ 1,400,000	REAL
RAMSEY LUTHER H	\$ 1,526,560	REAL
REGAL BUSINESS CENTER LLC	\$ 13,513,300	REAL
REGAL BUSINESS CENTER LLC	\$ 7,568,590	REAL
VILLAS ESTANCIA APARTMENTS LLC	\$ 25,000,000	REAL
TOTAL	\$ 49,098,850	

## 2022 SETTLED LAWSUITS

OWNERS NAME	DCAD VALUE	SETTLED VALUE	TYPE OF PROPERTY
1031 NORTH STORY E 1 H LLC &	\$ 4,400,000	\$ 4,100,000	REAL
1111 TDS APARTMENTS LLC	\$ 23,500,000	\$ 19,500,000	REAL
1212 IRVING LLC	\$ 11,000,000	\$ 9,800,000	REAL
1500 EAST AIRPORT FREEWAY LLC	\$ 3,720,410	\$ 3,400,000	REAL
1500 EAST AIRPORT FREEWAY LLC	\$ 14,000,000	\$ 11,000,000	REAL
1500 EAST AIRPORT FREEWAY LLC	\$ 4,600,000	\$ 3,670,000	REAL
1500 EAST AIRPORT FREEWAY LLC	\$ 2,550,000	\$ 2,300,000	REAL
1500 EAST AIRPORT FREEWAY LLC	\$ 6,250,000	\$ 4,650,000	REAL
1500 EAST AIRPORT FREEWAY LLC	\$ 9,650,000	\$ 8,000,000	REAL
1500 EAST AIRPORT FREEWAY LLC	\$ 11,500,000	\$ 8,800,000	REAL
1500 EAST AIRPORT FREEWAY LLC	\$ 6,650,000	\$ 5,400,000	REAL
1500 EAST AIRPORT FREEWAY LLC	\$ 504,590	\$ 504,590	REAL
2010 KINWEST LLC	\$ 6,175,000	\$ 5,250,000	REAL
2325 STEMMONS HOTEL PTNRS LLC	\$ 8,000,000	\$ 7,750,000	REAL
250 290 B&C LLC	\$ 34,530,280	\$ 32,737,380	REAL
250 290 B&C LLC	\$ 17,253,980	\$ 16,358,110	REAL
250 290 B&C LLC	\$ 19,412,450	\$ 18,404,510	REAL
300 320 DECKER LLC	\$ 9,868,100	\$ 8,982,000	REAL
3228 WILLOW LLC	\$ 16,416,000	\$ 14,100,000	REAL
33-RENAL CENTER OF NORTH DALLAS	\$ 2,100,000	\$ 2,025,000	REAL
3801 NORTH BELT LINE ROAD	\$ 17,750,000	\$ 16,500,000	REAL
4303 MARIPOSA DRIVE	\$ 8,455,000	\$ 7,800,000	REAL
4409 MONTROSE LTD	\$ 23,282,000	\$ 21,000,000	REAL
4525 W PIONEER DR PROPERTY	\$ 33,000,000	\$ 27,000,000	REAL
500 EJC OFFICE OWNER LLC	\$ 27,300,000	\$ 25,100,000	REAL
600 LAS COLINAS OWNER LLC	\$ 74,750,000	\$ 72,400,000	REAL
692 LAKE CAROLYN PARKWAY	\$ 58,760,000	\$ 56,518,000	REAL
7918 FERGUSON LLC	\$ 1,889,070	\$ 1,850,000	REAL
850 LAKE CAROLYN PKWY APARTMENTS INC	\$ 53,250,000	\$ 50,500,000	REAL
89 H A S HOTEL CORP	\$ 1,260,000	\$ 1,150,000	REAL
AARON HOLDINGS LLC	\$ 2,032,310	\$ 1,742,810	REAL
ABF FREIGHT SYSTEMS INC	\$ 7,000,000	\$ 6,400,000	REAL
ABRAHAM ALVIN V	\$ 2,987,630	\$ 2,688,870	REAL
ADDISON HOTELS LP	\$ 5,400,000	\$ 4,950,000	REAL
AGAP GARLAND LLC	\$ 6,985,000	\$ 5,838,360	REAL
AGAS VENTURES LLC	\$ 169,300	\$ 151,640	REAL
AGAS VENTURES LLC	\$ 182,780	\$ 163,720	REAL
AGAS VENTURES LLC	\$ 207,320	\$ 185,700	REAL
AGAS VENTURES LLC	\$ 185,370	\$ 166,040	REAL
AGAS VENTURES LLC	\$ 176,710	\$ 158,280	REAL
AGAS VENTURES LLC	\$ 231,570	\$ 207,420	REAL
AGAS VENTURES LLC	\$ 184,300	\$ 165,080	REAL
AGAS VENTURES LLC	\$ 198,900	\$ 178,160	REAL
AGAS VENTURES LLC	\$ 188,670	\$ 168,990	REAL
AGAS VENTURES LLC	\$ 216,590	\$ 194,000	REAL
AGAS VENTURES LLC	\$ 187,240	\$ 167,710	REAL
AGAS VENTURES LLC	\$ 170,870	\$ 154,930	REAL
AGAS VENTURES LLC	\$ 213,650	\$ 191,370	REAL

OWNERS NAME	DCAD VALUE	SETTLED VALUE	TYPE OF PROPERTY
AGAS VENTURES LLC	\$ 159,470	\$ 142,840	REAL
AGAS VENTURES LLC	\$ 243,150	\$ 217,790	REAL
AGAS VENTURES LLC	\$ 203,490	\$ 182,270	REAL
AGAS VENTURES LLC	\$ 165,670	\$ 148,390	REAL
AGRE WILLIAMS SQUARE HOLDINGS LLC	\$ 108,705,190	\$ 98,373,710	REAL
AGRE WILLIAMS SQUARE HOLDINGS LLC	\$ 62,259,620	\$ 56,342,380	REAL
AGRE WILLIAMS SQUARE HOLDINGS LLC	\$ 9,153,170	\$ 8,283,240	REAL
AGRE WILLIAMS SQUARE HOLDINGS LLC	\$ 61,882,020	\$ 56,000,670	REAL
AIGGRE TX HOTEL LAS COLINAS OWNER	\$ 7,692,500	\$ 6,870,000	REAL
ALAMO DRAFTHOUSE CINEMA	\$ 1,315,880	\$ 1,088,750	PERSONAL
ALC APARTMENTS LLC	\$ 53,250,000	\$ 51,000,000	REAL
ALDEN SHORT	\$ 147,760	\$ 87,480	REAL
ALDEN SHORT	\$ 175,530	\$ 137,480	REAL
ALDEN SHORT	\$ 220,280	\$ 213,030	REAL
ALESIO GARDEN &	\$ 139,000,000	\$ 116,608,000	REAL
ANGEL HOSPITALITY VIII LLC	\$ 5,000,000	\$ 4,900,000	REAL
ANGEL HOSPITALITY VIII LLC	\$ 1,354,500	\$ 1,173,900	REAL
AREA/EY WFT LLC	\$ 10,000,000	\$ 8,800,000	REAL
ARMSTRONG GUADALUPE LP	\$ 1,628,830	\$ 1,628,830	REAL
ASBURY AUTOMOTIVE GROUP	\$ 5,900,000	\$ 4,700,000	REAL
ASBURY AUTOMOTIVE GROUP	\$ 51,860	\$ 51,860	REAL
ASBURY AUTOMOTIVE GROUP	\$ 2,600,000	\$ 2,000,000	REAL
ASBURY AUTOMOTIVE GROUP	\$ 4,200,000	\$ 3,200,000	REAL
ASBURY AUTOMOTIVE GROUP	\$ 3,200,000	\$ 2,300,000	REAL
ASHER PARK IRVING LP	\$ 27,000,000	\$ 22,900,000	REAL
BELL STACY GREETHUM TRUST THE	\$ 938,150	\$ 900,000	REAL
BELTLINE & GRANDE LTD	\$ 11,500,000	\$ 10,600,000	REAL
BELTLINE/AIRPORT FREEWAY JOINT VENTUF	\$ 3,217,350	\$ 2,800,000	REAL
BELTLINE/AIRPORT FREEWAY JOINT VENTUF	\$ 720,610	\$ 700,000	REAL
BELTLINE/AIRPORT FREEWAY JOINT VENTUF	\$ 7,836,860	\$ 6,500,000	REAL
BELTLINE VILLAGE PARTNERS	\$ 7,211,000	\$ 6,950,000	REAL
BETTER INC	\$ 2,750,000	\$ 2,365,000	REAL
BHP INVESTMENTS CO	\$ 3,800,000	\$ 3,400,000	REAL
BLVD AL LP THE	\$ 1,622,460	\$ 1,547,000	REAL
BRE KNIGHT SH TX OWNER LLC	\$ 4,105,500	\$ 3,689,000	REAL
BRE KNIGHT SH TX OWNER LLC	\$ 1,459,500	\$ 1,311,000	REAL
BREIT INDUSTRIAL CANYON TX	\$ 115,390	\$ 115,390	REAL
BREIT INDUSTRIAL CANYON TX	\$ 11,134,220	\$ 8,000,000	REAL
BROWN COLINAS POINTE LLC	\$ 18,500,000	\$ 16,900,000	REAL
BW ZANDER PARK LLC	\$ 18,600,000	\$ 15,600,000	REAL
CAD ASSETS LLC	\$ 2,500,000	\$ 2,200,000	REAL
CANAL CENTRE INVESTORS LLC	\$ 35,000,000	\$ 33,000,000	REAL
CARE INN	\$ 15,800,000	\$ 13,000,000	REAL
CARMAX AUTO SUPERSTORES	\$ 11,250,000	\$ 8,474,630	REAL
CARMAX AUTO SUPERSTORES	\$ 1,025,370	\$ 1,025,370	REAL
CAROLYN PROPERTY OWNER LP	\$ 67,181,400	\$ 57,500,000	REAL
CEDAR CREST OF IRVING LLC	\$ 2,500,000	\$ 2,250,000	REAL
CENTERPOINT PROPERTIES TRUST	\$ 66,270,000	\$ 22,200,000	REAL
CFT NV DEVELOPMENTS LLC	\$ 1,080,000	\$ 900,000	REAL
CHALET APARTMENTS LLC	\$ 24,500,000	\$ 22,500,000	REAL
CHATHEAU AT WILDBRIAR LP	\$ 14,700,000	\$ 11,200,000	REAL
CHEP USA	\$ 647,510	\$ 647,510	PERSONAL

OWNERS NAME	DCAD VALUE	SETTLED VALUE	TYPE OF PROPERTY
CHICK FIL A INC	\$ 906,300	\$ 860,000	REAL
CHIPOTLE MEXICAN GRILL INC	\$ 673,660	\$ 650,000	REAL
CL II LLC	\$ 4,800,000	\$ 3,875,000	REAL
COLE CV RICHARDSON TX LLC	\$ 1,847,480	\$ 1,829,360	REAL
COLINAS RANCH APARTMENTS LLC	\$ 17,750,000	\$ 12,685,000	REAL
COLONY MULTIFAMILY 3321 LLC THE	\$ 4,418,000	\$ 3,833,510	REAL
COLONY MULTIFAMILY 3321 LLC THE	\$ 1,530,050	\$ 1,305,020	REAL
COLONY MULTIFAMILY 3321 LLC THE	\$ 4,531,840	\$ 3,915,070	REAL
COLONY MULTIFAMILY 3321 LLC THE	\$ 6,420,110	\$ 5,546,400	REAL
COLUMBIA PROPERTIES	\$ 29,500,000	\$ 24,500,000	REAL
CP 511 BUILDING LLC	\$ 21,493,600	\$ 17,500,000	REAL
CP II CRESTVIEW LP	\$ 37,850,000	\$ 30,250,000	REAL
CREEKWOOD APTS LLC	\$ 23,000,000	\$ 20,750,000	REAL
CRESTVIEW STONEHILL LLC	\$ 24,700,000	\$ 21,000,000	REAL
CROSS COURT TEXAS LLC	\$ 1,285,090	\$ 1,200,000	REAL
CROSSINGSATIRVING RUBY CVS	\$ 16,550,000	\$ 15,000,000	REAL
CVS AS LESSEE	\$ 2,319,170	\$ 2,007,900	REAL
CVS AS LESSEE	\$ 2,002,440	\$ 1,959,460	REAL
CVS AS LESSEE	\$ 1,794,690	\$ 1,754,850	REAL
DALLAS FT WORTH PARTNERS LLC	\$ 1,949,000	\$ 1,798,020	REAL
DALLAS FT WORTH PARTNERS LLC	\$ 1,670,570	\$ 1,541,160	REAL
DALLAS FT WORTH PARTNERS LLC	\$ 3,480,430	\$ 3,210,820	REAL
DALLAS METRO APARTMENTS LLC	\$ 4,828,000	\$ 4,250,000	REAL
DELUJO EL MOROCCO LLC	\$ 11,500,000	\$ 10,500,000	REAL
DEVA CORPORATION	\$ 4,500,000	\$ 4,125,000	REAL
DFW JOSEPH INVESTMENTS LLC	\$ 14,059,720	\$ 12,500,000	REAL
DFW TOWER VILLIAGE LP	\$ 11,193,730	\$ 10,571,860	REAL
DFW TOWER VILLIAGE LP	\$ 15,806,280	\$ 14,928,150	REAL
DILLARDS PROPERTIES INC	\$ 5,000,000	\$ 4,750,000	REAL
DILLARDS TEXAS CENTRAL LLC	\$ 2,549,040	\$ 2,134,800	PERSONAL
DK CREST OWNER LLC	\$ 62,000,000	\$ 60,000,000	REAL
DOGWOOD PROPCO TX II LP	\$ 10,700,000	\$ 8,000,000	REAL
DP WPC TX LLC AND DP WPC TX	\$ 11,158,950	\$ 10,856,860	REAL
DP WPC TX LLC AND DP WPC TX	\$ 1,969,340	\$ 1,969,340	REAL
DP WPC TX LLC AND DP WPC TX	\$ 173,800	\$ 173,800	REAL
DRIVR RE IRVING LLC	\$ 6,100,000	\$ 5,800,000	REAL
DRIVER RE IRVING LLC	\$ 435,600	\$ 400,000	REAL
EAGLE CREST BORROWER LLC	\$ 29,540,180	\$ 26,696,430	REAL
EAGLE CREST BORROWER LLC	\$ 21,359,820	\$ 19,303,570	REAL
EL PRIMERO EXPRESS LP	\$ 3,675,000	\$ 3,400,000	REAL
EMERALD POINT APARTMENT	\$ 5,770	\$ 5,770	REAL
EMERALD POINT APARTMENT	\$ 6,894,230	\$ 6,194,230	REAL
ESD DFW SOUTH 2011 LP	\$ 19,000,000	\$ 17,000,000	REAL
ESTRADA LUXURY APARTMENTS LLC	\$ 27,000,000	\$ 23,500,000	REAL
ESTRADA REVO LLC &	\$ 24,950,000	\$ 22,350,000	REAL
EX DALLAS LP	\$ 56,500,000	\$ 53,463,000	REAL
EX DALLAS LP	\$ 370,740	\$ 370,740	REAL
EX DALLAS LP	\$ 8,629,270	\$ 8,166,260	REAL
GEP SILVERTON LLC	\$ 27,840,000	\$ 25,500,000	REAL
GL MARBLETREE LLC	\$ 31,200,000	\$ 27,331,200	REAL
GL MARBLETREE LLC	\$ 10,400,000	\$ 9,110,400	REAL
GOLDEN RAM LLC	\$ 155,560	\$ 155,560	REAL





OWNERS NAME	DCAD VALUE	SETTLED VALUE	TYPE OF PROPERTY
KARAN ASSOCIATES TWO	\$ 1,520,000	\$ 1,337,390	REAL
KARAN ASSOCIATES TWO	\$ 1,435,000	\$ 1,262,610	REAL
KEVLIN JAMES M &	\$ 537,000	\$ 537,000	REAL
KHOSROW SADEGHIAN	\$ 112,170	\$ 85,000	REAL
KHOSROW SADEGHIAN	\$ 183,740	\$ 150,000	REAL
KHOSROW SADEGHIAN	\$ 1,370	\$ 1,370	REAL
KHOSROW SADEGHIAN	\$ 7,000	\$ 7,000	REAL
KHOSROW SADEGHIAN	\$ 23,700	\$ 20,000	REAL
KHOSROW SADEGHIAN	\$ 23,940	\$ 23,940	REAL
KHOSROW SADEGHIAN	\$ 1,020	\$ 1,020	REAL
KHOSROW SADEGHIAN	\$ 4,680	\$ 4,680	REAL
KHOSROW SADEGHIAN	\$ 105,740	\$ 100,000	REAL
KHOSROW SADEGHIAN	\$ 6,380	\$ 6,380	REAL
KHOSROW SADEGHIAN	\$ 6,380	\$ 6,380	REAL
KORE 125 JOHN CARPENTER LLC	\$ 71,500,000	\$ 68,750,000	REAL
KROGER TEXAS LP	\$ 11,680,630	\$ 10,971,000	REAL
KROGER TEXAS LP	\$ 927,080	\$ 927,080	REAL
KROGER TEXAS LP	\$ 3,978,130	\$ 3,978,130	REAL
KROGER TEXAS LP	\$ 1,502,570	\$ 1,502,570	REAL
KROGER TEXAS LP	\$ 1,738,070	\$ 1,738,070	REAL
LADERA RANCH LLC	\$ 26,250,000	\$ 24,500,000	REAL
LAKE WORTH HOTEL CORP	\$ 3,750,000	\$ 3,570,000	REAL
LAKERIDGE REALTY LP	\$ 310,140	\$ 310,140	REAL
LAKERIDGE REALTY LP	\$ 9,265,000	\$ 8,800,000	REAL
LAKERIDGE REALTY LP	\$ 8,089,860	\$ 7,600,000	REAL
LAS COLINAS I HOLDCO LP	\$ 92,000,000	\$ 88,250,000	REAL
LAS COLINAS II HOLDCO LP	\$ 51,600,000	\$ 49,100,000	REAL
LAS COLINAS INDUSTRIAL LLC	\$ 2,630,800	\$ 2,216,750	REAL
LBH LAS COLINAS PLAZA LLC	\$ 25,000,000	\$ 23,000,000	REAL
LEGACY REI GROUP SA LLC	\$ 11,762,190	\$ 10,292,000	REAL
LEGACY REI GROUP SA LLC	\$ 4,237,810	\$ 3,708,000	REAL
LEGACY REI GROUP TF LLC	\$ 6,900,000	\$ 5,774,650	REAL
LEGACY REI GROUP TF LLC	\$ 2,898,000	\$ 2,425,350	REAL
LION TRINITY LLC	\$ 55,550,000	\$ 51,000,000	REAL
LOONEY FAMILY 2014 TRUST THE	\$ 1,073,070	\$ 700,000	REAL
LOONEY FAMILY 2014 TRUST THE	\$ 2,217,330	\$ 1,600,000	REAL
LOOP HOTEL INC	\$ 850,000	\$ 675,000	REAL
LOWEN RAIFORD LP	\$ 8,800,000	\$ 8,300,000	REAL
LOWEN RAIFORD LP	\$ 197,830	\$ 197,830	REAL
LOWES HOME CENTERS INC	\$ 7,075,000	\$ 6,800,000	REAL
LPD REALTY LLC	\$ 16,150,000	\$ 14,450,000	REAL
LRF2 TOWNE NORTH	\$ 9,525,000	\$ 8,613,000	REAL
LRF2 TOWNE NORTH	\$ 4,575,000	\$ 4,137,000	REAL
M INDUSTRIAL PROPERTY	\$ 28,559,550	\$ 20,750,000	REAL
MAA ALLOY LLC	\$ 55,000,000	\$ 49,000,000	REAL
MAA TANC LLC	\$ 42,900,000	\$ 39,800,000	REAL
MACARTHUR PLACE	\$ 21,000,000	\$ 18,876,920	REAL
MACARTHUR PLACE	\$ 24,500,000	\$ 22,023,080	REAL
MACY'S RETAIL HOLDINGS INC	\$ 2,467,320	\$ 2,399,100	PERSONAL
MACY'S RETAIL HOLDINGS INC	\$ 4,580,000	\$ 4,250,000	REAL
MALL GROUND PORTFOLIO LLC	\$ 39,950,000	\$ 28,005,140	REAL
MALL GROUND PORTFOLIO LLC	\$ 1,650,000	\$ 1,600,000	REAL

OWNERS NAME	DCAD VALUE	SETTLED VALUE	TYPE OF PROPERTY
MALL GROUND PORTFOLIO LLC	\$ 4,850,000	\$ 3,900,000	REAL
MALL GROUND PORTFOLIO LLC	\$ 193,440	\$ 193,440	REAL
MALL GROUND PORTFOLIO LLC	\$ 1,301,420	\$ 1,301,420	REAL
MARABELLA APARTMENTS II	\$ 29,551,810	\$ 27,968,680	REAL
MARABELLA APARTMENTS II	\$ 26,448,190	\$ 25,031,320	REAL
MEADOW CREEK RANCH MHC LLC	\$ 3,115,880	\$ 2,578,950	REAL
MEADOW CREEK RANCH MHC LLC	\$ 6,227,770	\$ 4,421,050	REAL
MESTEK LTD	\$ 3,130,040	\$ 2,781,230	REAL
MESTEK LTD	\$ 2,233,460	\$ 1,984,560	REAL
MESTEK LTD	\$ 1,389,000	\$ 1,234,210	REAL
MFO PPTIES LTD	\$ 1,602,700	\$ 1,500,000	REAL
MM COURTYARDS LLC	\$ 19,050,000	\$ 16,500,000	REAL
MONTEGO BAY LLC	\$ 4,650,000	\$ 3,800,000	REAL
MPG TEXAS 1 LLC	\$ 12,376,000	\$ 10,650,000	REAL
NEPTUNE VENTURES LLC	\$ 279,880	\$ 265,890	REAL
NEPTUNE VENTURES LLC	\$ 252,340	\$ 239,720	REAL
NEPTUNE VENTURES LLC	\$ 300,000	\$ 285,000	REAL
NEPTUNE VENTURES LLC	\$ 215,000	\$ 204,250	REAL
NEPTUNE VENTURES LLC	\$ 211,000	\$ 200,450	REAL
NEPTUNE VENTURES LLC	\$ 215,000	\$ 204,250	REAL
NEPTUNE VENTURES LLC	\$ 233,920	\$ 222,220	REAL
NEPTUNE VENTURES LLC	\$ 272,670	\$ 259,040	REAL
NEPTUNE VENTURES LLC	\$ 225,000	\$ 213,750	REAL
NEPTUNE VENTURES LLC	\$ 216,190	\$ 205,380	REAL
NEPTUNE VENTURES LLC	\$ 257,270	\$ 244,410	REAL
NEPTUNE VENTURES LLC	\$ 240,000	\$ 228,000	REAL
NEPTUNE VENTURES LLC	\$ 240,000	\$ 228,000	REAL
NEWPORT APARTMENTS PROPERTY OWNER	\$ 27,950,000	\$ 21,500,000	REAL
NL ASSETS LANDEN DE LLC	\$ 13,200,000	\$ 13,200,000	REAL
NL ASSETS LANDEN DE LLC	\$ 13,200,000	\$ 12,000,000	REAL
NORTHGATE CAPRI LLC &	\$ 19,500,000	\$ 17,000,000	REAL
NORTHGATE CONSOLIDATED GROUP LLC	\$ 4,808,430	\$ 4,600,000	REAL
NORTHWEST PARK ASSOC	\$ 6,438,260	\$ 5,781,250	REAL
NORTHWEST PARK ASSOC	\$ 10,043,680	\$ 9,018,750	REAL
OAKWAY MANOR LLC	\$ 3,640,000	\$ 3,300,000	REAL
OAKWAY MANOR LLC	\$ 6,141,000	\$ 5,300,000	REAL
OCONNOR MINI WAREHOUSES	\$ 1,520,000	\$ 1,200,000	REAL
OMNINET FOXBOROUGH LP	\$ 10,920,000	\$ 10,111,110	REAL
OMNINET FOXBOROUGH LP	\$ 26,880,000	\$ 24,888,890	REAL
P LURA LLC	\$ 940,000	\$ 850,000	REAL
PAR CAPITAL 122 WEST LLC	\$ 26,700,000	\$ 25,600,000	REAL
PARMA LAS COLINAS TOWERS LLC	\$ 4,752,000	\$ 4,752,000	REAL
PARMA LAS COLINAS TOWERS LLC	\$ 65,748,000	\$ 61,948,000	REAL
PARMA MANDALAY TOWER LLC	\$ 40,500,000	\$ 37,500,000	REAL
PARRISH MICHAEL R & ANGELA R	\$ 1,615,730	\$ 1,420,000	REAL
PBH VALLEY CREEK LLC	\$ 45,250,000	\$ 43,000,000	REAL
PBH VALLEY RIDGE LLC	\$ 48,000,000	\$ 47,000,000	REAL
PCPI UT OWNER	\$ 12,252,330	\$ 12,252,330	REAL
PCPI UT OWNER	\$ 137,747,670	\$ 125,747,670	REAL
PERFECT & COMFORT LIVING LLC	\$ 4,000,000	\$ 3,200,000	REAL
PERFECT AND MODERN TEAM LLC	\$ 2,925,000	\$ 2,750,000	REAL
PETCO ANIMAL SUPPLIES INC	\$ 323,800	\$ 281,710	REAL

OWNERS NAME	DCAD VALUE	SETTLED VALUE	TYPE OF PROPERTY
PL LASCO OWNER LLC	\$ 77,000,000	\$ 73,500,000	REAL
POINT AT LAS COLINAS PROPERTIES LLC	\$ 73,455,000	\$ 62,450,000	REAL
POLO SANTIAGO	\$ 6,300,000	\$ 5,500,000	REAL
POST MONTORO LLC	\$ 31,000,000	\$ 28,500,000	REAL
PPF AMLI 1050 LAKE CAROLYN PARKWAY	\$ 62,250,000	\$ 54,733,000	REAL
PPF AMLI 777 LAKE CAROLYN PARKWAY	\$ 83,900,000	\$ 77,156,000	REAL
PRIME US TOWER AT LAKE CAROLYN LLC	\$ 66,125,000	\$ 61,000,000	REAL
PROMENADE TX PARTNERS LLC	\$ 63,000,000	\$ 60,000,000	REAL
PROPERTY RESERVE INC	\$ 64,722,820	\$ 62,300,000	REAL
PROVIDENT GROUP IRVING PROPERTIES LLC	\$ 34,750,000	\$ 31,000,000	REAL
PS LPT PROPERTIES INVESTORS	\$ 3,117,360	\$ 2,900,000	REAL
PS TEXAS HOLDINGS II LTD	\$ 5,482,000	\$ 5,230,570	REAL
PS TEXAS HOLDINGS II LTD	\$ 5,774,350	\$ 5,505,620	REAL
RAIBLE PLACE APARTMENTS LLC	\$ 14,500,000	\$ 11,700,000	REAL
RAMSEY LUTHER HAROLD	\$ 797,930	\$ 750,000	REAL
RANDALLS FOOD & DRUG LP	\$ 5,750,000	\$ 4,901,710	REAL
RAYO LLC	\$ 5,475,000	\$ 5,000,000	REAL
RAYO LLC	\$ 5,475,000	\$ 5,000,000	REAL
RESIDENCE AT SURROUND	\$ 33,000,000	\$ 33,000,000	REAL
RESIDENCES NORTHGATE LLC	\$ 40,700,000	\$ 28,500,000	REAL
RICKY HOSPITALITY LLC	\$ 1,650,000	\$ 1,550,000	REAL
ROADWAY EXPRESS	\$ 7,224,530	\$ 5,385,000	REAL
ROCHELLE PLACE LP	\$ 9,500,000	\$ 8,550,000	REAL
ROCHELLE PLAZA RES LLC	\$ 13,865,000	\$ 10,800,000	REAL
ROSEMONT SUMMIT OPERATING LLC	\$ 60,875,000	\$ 54,000,000	REAL
RYDER TRUCK RENTAL INC	\$ 2,440,720	\$ 2,440,720	REAL
RUSTIC RIDGE IRVING LP	\$ 19,800,000	\$ 16,000,000	REAL
SANDLIAN COLBY B &	\$ 3,000,000	\$ 2,760,000	REAL
SAVOY DALLAS HOTELS LLC	\$ 6,500,000	\$ 5,800,000	REAL
SEDONA PARK APARTMENTS LLC	\$ 29,500,000	\$ 24,900,000	REAL
SFS PROPERTIES LLC	\$ 4,102,000	\$ 3,875,000	REAL
SGJGM FAMILY LP	\$ 130,000	\$ 128,960	REAL
SHIRLEY ENTERPRISES LLC	\$ 1,870,740	\$ 1,683,650	REAL
SL1000 RRH SPE LLC &	\$ 16,560,000	\$ 14,500,000	REAL
SPANISH CHASE LLC	\$ 7,286,930	\$ 6,250,000	REAL
SPANISH HAVEN REDEVELOPMENT	\$ 10,500,000	\$ 8,900,000	REAL
SPRINT UNITED MGMT CO	\$ 13,800,000	\$ 12,250,000	REAL
STARCREST TEXAS PPTIES	\$ 6,100,000	\$ 5,450,000	REAL
STATE BANK OF TEXAS	\$ 1,275,000	\$ 1,165,230	REAL
SUN LIFE INSURANCE CO OF CANADA	\$ 36,620,270	\$ 33,500,000	REAL
SUNSET SPRINGS LP	\$ 17,520,410	\$ 15,768,370	REAL
SYMONDS STEPHAN M	\$ 1,541,930	\$ 1,400,000	REAL
TARGET CORP	\$ 5,715,000	\$ 5,523,470	REAL
TAURUS HOLDINGS LLC	\$ 1,015,670	\$ 1,015,670	REAL
TEXAS FLORIDA CEDARS LP	\$ 10,500,000	\$ 9,575,980	REAL
TEXAS PARK MANOR LP	\$ 10,315,000	\$ 9,285,000	REAL
TEXAS SFI PARTNERSHIP 37 LTD	\$ 37,000,000	\$ 35,100,000	REAL
TMIF II BRIDGEPORT LP	\$ 29,254,330	\$ 26,700,000	REAL
TNP IRVING SQUARE DST	\$ 1,925,900	\$ 1,925,900	REAL
TOYOTA OF IRVING LTD	\$ 530,740	\$ 422,000	REAL
TOYOTA OF IRVING LTD	\$ 13,294,900	\$ 10,255,000	REAL
TOYOTA OF IRVING LTD	\$ 630,000	\$ 623,000	REAL

OWNERS NAME	DCAD VALUE	SETTLED VALUE	TYPE OF PROPERTY
TP APARTMENTS LLC	\$ 6,498,990	\$ 5,521,910	REAL
TP APARTMENTS LLC	\$ 2,475,810	\$ 2,103,590	REAL
TR ATRUIM LP	\$ 15,500,000	\$ 14,000,000	REAL
TR ATRUIM LP	\$ 7,900,000	\$ 7,700,000	REAL
TSCA 222 LIMITED PS	\$ 5,200,000	\$ 4,700,000	REAL
TUP CARPENTER COURT LP	\$ 12,750,000	\$ 9,600,000	REAL
TX 2800 VALLEY VIEW LN DEL LLC	\$ 21,701,510	\$ 19,250,000	REAL
UNITED RENTALS	\$ 5,515,920	\$ 4,500,000	REAL
VAT CROSSROADS LLC	\$ 19,000,000	\$ 17,000,000	REAL
VELAZQUEZ CELIA &	\$ 1,881,520	\$ 1,250,000	REAL
VILLAGE ON WEST IRVING LLC	\$ 10,090,000	\$ 8,500,000	REAL
WALGREENS CO	\$ 1,424,820	\$ 1,337,180	REAL
WALGREENS CO	\$ 3,878,000	\$ 2,284,130	REAL
WALGREENS CO	\$ 2,374,270	\$ 2,228,220	REAL
WALMART REAL ESTATE	\$ 10,967,000	\$ 10,967,000	REAL
WALNUT HILL TX PARTNERS LLC	\$ 62,250,000	\$ 53,865,000	REAL
WATER STREET OCONNOR LP	\$ 90,400,990	\$ 87,000,000	REAL
WATER STREET OCONNOR LP	\$ 2,247,370	\$ 2,247,370	REAL
WESTDALE BROOKSTONE TERRACE LP	\$ 16,098,640	\$ 16,098,640	REAL
WESTDALE BROOKSTONE TERRACE LP	\$ 21,250,000	\$ 18,880,000	REAL
WESTDALE LAKERIDGE	\$ 18,675,000	\$ 16,640,000	REAL
WESTDALE POLARIS PARTNERS	\$ 5,750,000	\$ 5,500,000	REAL
WESTDALE POLARIS PARTNERS	\$ 16,405,890	\$ 14,960,000	REAL
WESTDALE PPTIES AMERICA I	\$ 19,000,000	\$ 17,920,000	REAL
WESTDALE WOODMEADE LTD	\$ 28,000,000	\$ 25,800,000	REAL
WESTGATE MULTIFAMILY LLC	\$ 29,786,110	\$ 25,786,000	REAL
WESTGATE MULTIFAMILY LLC	\$ 12,938,340	\$ 11,201,000	REAL
WESTGATE MULTIFAMILY LLC	\$ 5,677,980	\$ 4,915,000	REAL
WESTGATE MULTIFAMILY LLC	\$ 5,212,570	\$ 4,512,000	REAL
WOODCHASE & CLARENDON	\$ 17,323,310	\$ 13,353,000	REAL
WOODCHASE & CLARENDON	\$ 6,676,690	\$ 5,147,000	REAL
WOODSHIRE MHC LLC	\$ 6,581,230	\$ 4,992,000	REAL
WOODSHIRE MHC LLC	\$ 6,473,550	\$ 4,992,000	REAL
WOODSHIRE MHC LLC	\$ 2,952,800	\$ 2,236,000	REAL
WOODWIND LAND LLC	\$ 7,000,000	\$ 5,502,000	REAL
WOODWIND LAND LLC	\$ 400,000	\$ 400,000	REAL
WWC LXXI LP	\$ 26,444,620	\$ 23,800,000	REAL
WWC XLII LP	\$ 29,875,000	\$ 27,750,000	REAL
WWC XLII LP	\$ 29,875,000	\$ 27,750,000	REAL
WWC XLV LP	\$ 80,000	\$ 80,000	REAL
WWC XLV LP	\$ 67,900,000	\$ 63,420,000	REAL
<b>TOTAL</b>	<b>\$ 5,549,048,830</b>	<b>\$ 4,957,825,360</b>	

## 2021 ACTIVE LAWSUITS

<b>OWNERS NAME</b>		<b>DCAD VALUE</b>	<b>TYPE OF PROPERTY</b>
FIRST FLEET MASTER TITLING TRUST	\$	1,676,050	PERSONAL
PARMA LAS COLINAS TOWERS LLC	\$	61,167,000	REAL
PARMA LAS COLINAS TOWERS LLC	\$	4,048,000	REAL
<b>TOTAL</b>	\$	<b>66,891,050</b>	

## 2021 SETTLED LAWSUITS

OWNERS NAME	DCAD VALUE	SETTLED VALUE	TYPE OF PROPERTY
1000 EAST AIRPORT FREEWAY LLC	\$ 9,752,100	\$ 8,750,000	REAL
1111 TDS APARTMENTS LLC	\$ 18,750,000	\$ 16,500,000	REAL
14800 LANDMARK LLC	\$ 10,662,790	\$ 9,250,000	REAL
2325 STEMMONS HOTEL PTNRS LLC	\$ 7,500,000	\$ 7,500,000	REAL
250 290 B&C LLC	\$ 32,980,000	\$ 32,000,000	REAL
250 290 B&C LLC	\$ 16,478,860	\$ 16,100,000	REAL
250 290 B&C LLC	\$ 18,540,360	\$ 17,700,000	REAL
2929 PARK GROVE VNTRE LTD	\$ 14,336,450	\$ 13,518,600	REAL
2929 PARK GROVE VNTRE LTD	\$ 1,003,550	\$ 946,300	REAL
2ML REAL ESTATE INTEREST INC	\$ 1,390,000	\$ 1,300,000	REAL
4303 MARIPOSA DRIVE LLC	\$ 7,480,000	\$ 7,100,000	REAL
4409 MONTROSE LTD	\$ 17,600,000	\$ 17,600,000	REAL
89 H A S HOTEL CORP	\$ 950,000	\$ 800,000	REAL
ABF FREIGHT SYSTEM INC	\$ 8,302,500	\$ 6,000,000	REAL
ADDISON HOTELS LP	\$ 4,257,250	\$ 3,900,000	REAL
ADDISON STONE LLC	\$ 1,408,150	\$ 1,000,000	REAL
AGAS VENTURES	\$ 148,200	\$ 139,000	REAL
AGAS VENTURES	\$ 136,980	\$ 123,000	REAL
AGAS VENTURES	\$ 145,280	\$ 136,000	REAL
AGAS VENTURES	\$ 156,980	\$ 156,980	REAL
AGAS VENTURES	\$ 170,630	\$ 155,000	REAL
AGAS VENTURES	\$ 164,780	\$ 152,000	REAL
AGAS VENTURES	\$ 189,640	\$ 175,000	REAL
AGAS VENTURES	\$ 139,290	\$ 139,290	REAL
AGAS VENTURES	\$ 123,890	\$ 123,890	REAL
AGAS VENTURES	\$ 170,670	\$ 170,670	REAL
AGAS VENTURES	\$ 126,750	\$ 126,600	REAL
AGAS VENTURES	\$ 200,780	\$ 160,000	REAL
AGAS VENTURES	\$ 175,500	\$ 175,500	REAL
AGAS VENTURES	\$ 152,100	\$ 144,500	REAL
AGAS VENTURES	\$ 136,500	\$ 129,680	REAL
AGAS VENTURES	\$ 120,900	\$ 121,370	REAL
AGAS VENTURES	\$ 100,000	\$ 100,000	REAL
AGAVE APARTMENTS LLC	\$ 8,000,000	\$ 7,500,000	REAL
AGRE WILLIAMS SQUARE HOLDINGS LLC	\$ 102,417,090	\$ 92,633,000	REAL
AGRE WILLIAMS SQUARE HOLDINGS LLC	\$ 58,659,010	\$ 53,055,000	REAL
AGRE WILLIAMS SQUARE HOLDINGS LLC	\$ 8,620,610	\$ 7,804,000	REAL
AGRE WILLIAMS SQUARE HOLDINGS LLC	\$ 58,303,290	\$ 52,733,000	REAL
AIGGRE TX HOTEL LAS COLINAS OWNER LLC	\$ 6,700,000	\$ 6,000,000	REAL
ALC APARTMENTS LLC	\$ 48,750,000	\$ 48,500,000	REAL
ALESIO GARDEN &	\$ 104,420,000	\$ 96,000,000	REAL
ANGEL HOSPITALITY VIII LLC	\$ 4,440,000	\$ 4,246,000	REAL
ANGEL HOSPITALITY VIII LLC	\$ 1,083,600	\$ 1,083,600	REAL
AREA/EY WFT LLC	\$ 8,600,000	\$ 8,000,000	REAL
ASBURY AUTOMOTIVE TEXAS LLC	\$ 51,860	\$ 51,860	REAL
ASBURY AUTOMOTIVE TEXAS LLC	\$ 2,025,000	\$ 1,800,000	REAL
ASBURY AUTOMOTIVE TEXAS LLC	\$ 3,324,000	\$ 3,000,000	REAL

ASBURY AUTOMOTIVE TEXAS LLC	\$	4,900,000	\$	4,500,000	REAL
ASBURY AUTOMOTIVE TEXAS LLC	\$	2,500,000	\$	2,100,000	REAL
ASHER PARK IRVING LP	\$	21,750,000	\$	18,486,000	REAL
BELL STACY GREETHUM TRUST THE	\$	870,000	\$	749,230	REAL
BELTLINE/AIRPORT FREEWAY JOINT VENTURE	\$	2,940,000	\$	2,785,500	REAL
BELTLINE/AIRPORT FREEWAY JOINT VENTURE	\$	695,000	\$	660,000	REAL
BELTLINE/AIRPORT FREEWAY JOINT VENTURE	\$	7,615,000	\$	6,354,500	REAL
BELTLINE & GRANDE LTD	\$	11,000,000	\$	10,500,000	REAL
BETTER INC	\$	2,300,000	\$	2,150,000	REAL
BHP INVESTMENTS CO	\$	2,300,000	\$	2,000,000	REAL
BLVD AL LP THE	\$	1,437,890	\$	1,397,460	REAL
BRE KNIGHT SH TX OWNER LLC	\$	3,910,000	\$	3,541,750	REAL
BRE KNIGHT SH TX OWNER LLC	\$	1,390,000	\$	1,258,250	REAL
BREIT INDUSTRIAL CANYON TX	\$	115,390	\$	115,390	REAL
BREIT INDUSTRIAL CANYON TX	\$	10,018,430	\$	7,000,000	REAL
BUDHWANI & VIRANI INC	\$	2,025,000	\$	1,900,000	REAL
CARE INN	\$	15,300,000	\$	13,775,000	REAL
CAROLYN PROPERTY OWNER LP	\$	57,720,000	\$	54,300,000	REAL
CASTLE CROWN PROPERTIES	\$	4,750,000	\$	4,200,000	REAL
CEDAR CREST OF IRVING LLC	\$	1,600,000	\$	1,600,000	REAL
CENTRALAND GROUP LTD	\$	4,186,480	\$	4,186,480	REAL
CFT NV DEVELOPMENTS LLC	\$	815,000	\$	730,000	REAL
CHALET APARTMENTS LLC	\$	21,434,000	\$	20,000,000	REAL
CHATHEAU AT WILDBRIAR LP	\$	14,000,000	\$	11,000,000	REAL
CLAY COOLEY REAL ESTATE	\$	4,336,180	\$	4,000,000	REAL
CLAY COOLEY REAL ESTATE	\$	8,280,400	\$	7,200,000	REAL
CLAY COOLEY REAL ESTATE	\$	8,593,750	\$	7,750,000	REAL
CNC SPC LP	\$	11,417,240	\$	11,417,240	REAL
CNC SPC LP	\$	5,782,760	\$	5,782,760	REAL
COLINAS RANCH APARTMENTS	\$	13,598,880	\$	10,500,000	REAL
COLUMBIA PROPERTIES	\$	25,000,000	\$	20,950,000	REAL
COP ENTERPRISES	\$	200,830	\$	114,460	REAL
COP ENTERPRISES	\$	99,280	\$	66,110	REAL
COP ENTERPRISES	\$	99,280	\$	66,110	REAL
COP ENTERPRISES	\$	89,380	\$	66,110	REAL
COP ENTERPRISES	\$	99,280	\$	66,110	REAL
COTTONWOOD LANE PROPERTIES LLC	\$	7,665,000	\$	7,200,000	REAL
CP II CRESTVIEW LP	\$	35,200,000	\$	32,700,000	REAL
CRAWFORD ELECTRIC SUPPLY LTD	\$	510,870	\$	459,780	PERSONAL
CRESTVIEW STONEHILL LLC	\$	19,000,000	\$	18,000,000	REAL
CROSS COURT TEXAS LLC	\$	1,122,000	\$	1,000,000	REAL
CROSSINGSATIRVING RUBY	\$	13,450,000	\$	12,750,000	REAL
CROWN ENTERPRISES INC	\$	5,946,820	\$	4,500,000	REAL
CVS	\$	1,785,000	\$	1,767,500	REAL
CVS	\$	1,734,000	\$	1,715,000	REAL
CVS AS LESSEE	\$	2,240,740	\$	1,940,000	REAL
CVS AS LESSEE	\$	1,973,410	\$	1,893,200	REAL
D L PETERSON TRUST I	\$	4,517,150	\$	4,200,950	PERSONAL
DALLAS METRO APARTMENTS LLC	\$	3,800,000	\$	3,450,000	REAL
DELUJO EL MOROCCO LLC	\$	9,345,000	\$	8,625,000	REAL
DENNIS D TOPLETZ	\$	152,950	\$	152,950	REAL
DENNIS D TOPLETZ	\$	130,330	\$	130,330	REAL
DENNIS D TOPLETZ	\$	638,060	\$	638,060	REAL

DENNIS D TOPLETZ	\$	616,930	\$	616,930	REAL
DENNIS D TOPLETZ	\$	442,410	\$	442,410	REAL
DENNIS D TOPLETZ	\$	205,000	\$	205,000	REAL
DENNIS D TOPLETZ	\$	205,290	\$	205,290	REAL
DENNIS D TOPLETZ	\$	183,380	\$	183,380	REAL
DENNIS D TOPLETZ	\$	197,640	\$	197,640	REAL
DENNIS D TOPLETZ	\$	166,400	\$	166,400	REAL
DENNIS D TOPLETZ	\$	177,240	\$	177,240	REAL
DENNIS D TOPLETZ	\$	223,150	\$	223,150	REAL
DENNIS D TOPLETZ	\$	177,060	\$	177,060	REAL
DENNIS D TOPLETZ	\$	398,370	\$	398,370	REAL
DENNIS D TOPLETZ	\$	145,000	\$	145,000	REAL
DENNIS D TOPLETZ	\$	176,120	\$	176,120	REAL
DENNIS D TOPLETZ	\$	238,730	\$	238,730	REAL
DENNIS D TOPLETZ	\$	170,010	\$	170,010	REAL
DENNIS D TOPLETZ	\$	185,310	\$	185,310	REAL
DENNIS D TOPLETZ	\$	182,010	\$	182,010	REAL
DENNIS D TOPLETZ	\$	190,650	\$	190,650	REAL
DENNIS D TOPLETZ	\$	171,000	\$	171,000	REAL
DENNIS D TOPLETZ	\$	181,630	\$	181,630	REAL
DENNIS D TOPLETZ	\$	195,380	\$	195,380	REAL
DENNIS D TOPLETZ	\$	166,050	\$	166,050	REAL
DENNIS D TOPLETZ	\$	161,140	\$	161,140	REAL
DENNIS D TOPLETZ	\$	153,050	\$	153,050	REAL
DENNIS D TOPLETZ	\$	181,630	\$	181,630	REAL
DENNIS D TOPLETZ	\$	173,820	\$	173,820	REAL
DENNIS D TOPLETZ	\$	177,970	\$	177,970	REAL
DENNIS D TOPLETZ	\$	174,430	\$	174,430	REAL
DENNIS D TOPLETZ	\$	200,580	\$	200,580	REAL
DENNIS D TOPLETZ	\$	196,560	\$	196,560	REAL
DENNIS D TOPLETZ	\$	203,630	\$	203,630	REAL
DENNIS D TOPLETZ	\$	1,087,140	\$	1,087,140	REAL
DENNIS D TOPLETZ	\$	457,970	\$	457,970	REAL
DEVA CORPORATION	\$	4,050,000	\$	3,766,000	REAL
DFW JOSEPH INVESTMENTS LLC	\$	11,160,000	\$	10,000,000	REAL
DFW RESORTS LLC	\$	6,100,000	\$	5,100,000	REAL
DK CREST OWNER LLC	\$	57,510,000	\$	56,000,000	REAL
DRIVER RE IRVING LLC	\$	5,785,570	\$	5,400,000	REAL
DSJR LLC	\$	5,318,000	\$	4,638,000	REAL
EAGLE CREST BORROWER LLC	\$	25,878,450	\$	23,765,630	REAL
EAGLE CREST BORROWER LLC	\$	18,712,110	\$	17,184,370	REAL
EBEX IRVING APARTMENTS LLC	\$	12,250,000	\$	11,875,000	REAL
EL PRIMERO EXPRESS LP	\$	3,375,000	\$	3,200,000	REAL
ELEMENT FLEET CORPORATION	\$	369,610		332,650	PERSONAL
ESTRADA REVO LLC &	\$	20,100,000	\$	18,800,000	REAL
EX DALLAS LP	\$	45,500,000	\$	43,329,260	REAL
EX DALLAS LP	\$	7,629,260	\$	7,300,000	REAL
EX DALLAS LP	\$	370,740	\$	370,740	REAL
FPG THE POINT LP	\$	50,800,000	\$	50,000,000	REAL
FREO TEXAS LLC	\$	237,080	\$	237,080	REAL
FREO TEXAS LLC	\$	201,510	\$	184,900	REAL
FREO TEXAS LLC	\$	174,750	\$	174,750	REAL
FREO TEXAS LLC	\$	147,590	\$	147,590	REAL

FREO TEXAS LLC	\$	205,860	\$	205,860	REAL
GARDEN INVESTORS PROPERTIES	\$	5,273,440	\$	4,726,550	REAL
GARDEN INVESTORS PROPERTIES	\$	8,226,560	\$	7,373,450	REAL
GELCO FLEET TRUST	\$	4,090,320	\$	3,804,000	PERSONAL
GEP SILVERTON LLC	\$	22,000,000	\$	20,700,000	REAL
GEP VANDERBILT LLC	\$	12,856,000	\$	11,600,000	REAL
GROUP 1 REALTY INC	\$	765,640	\$	689,080	REAL
GROUP 1 REALTY INC	\$	309,360	\$	278,420	REAL
GROUP 1 REALTY INC	\$	167,210	\$	150,490	REAL
GROUP 1 REALTY INC	\$	600,000	\$	540,000	REAL
GROUP 1 REALTY INC	\$	3,000,000	\$	2,800,000	REAL
HAMPTON/AIRPORT FREEWAY JOINT	\$	1,850,000	\$	1,500,000	REAL
HCD DALLAS CORPORATION	\$	800,000	\$	800,000	REAL
HCD DALLAS CORPORATION	\$	30,150,000	\$	25,700,000	REAL
HCD DALLAS CORPORATION	\$	800,000	\$	800,000	REAL
HCD DALLAS CORPORATION	\$	30,150,000	\$	30,150,000	REAL
HD DEVELOPMENT PROPERTIES	\$	5,248,640	\$	5,098,670	REAL
HERTZ CORP	\$	13,113,420	\$	3,495,160	PERSONAL
HKRK MGNT INC	\$	2,275,000	\$	2,000,000	REAL
IMT CAPITAL III LAKESHORE LOFTS LP	\$	53,500,000	\$	52,200,000	REAL
IMV GROUP LLC	\$	155,560	\$	132,430	REAL
IMV GROUP LLC	\$	901,740	\$	767,690	REAL
IMV GROUP LLC	\$	167,260	\$	142,390	REAL
IMV GROUP LLC	\$	1,429,530	\$	1,217,010	REAL
IMV GROUP LLC	\$	189,600	\$	161,410	REAL
IMV GROUP LLC	\$	179,650	\$	152,940	REAL
IMV GROUP LLC	\$	175,650	\$	149,540	REAL
IMV GROUP LLC	\$	138,050	\$	117,530	REAL
IMV GROUP LLC	\$	130,490	\$	111,090	REAL
IMV GROUP LLC	\$	1,111,510	\$	946,270	REAL
IMV GROUP LLC	\$	351,290	\$	299,070	REAL
IMV GROUP LLC	\$	322,350	\$	274,430	REAL
IMV GROUP LLC	\$	91,860	\$	78,200	REAL
INTERGERMAN SUMMER GATE LP	\$	13,650,000	\$	12,700,000	REAL
INTREPID HOLDINGS	\$	3,586,730	\$	3,200,000	REAL
IRIS ASSOCIATES LP	\$	8,156,250	\$	7,593,750	REAL
IRIS ASSOCIATES LP	\$	20,843,750	\$	19,406,250	REAL
IRVING 4600 WEST PIONEER	\$	34,272,000	\$	29,725,000	REAL
IRVING BRITAIN WAY APARTMENTS LP	\$	2,324,000	\$	2,203,000	REAL
IRVING BRITAIN WAY APARTMENTS LP	\$	4,480,000	\$	4,247,000	REAL
IRVING BUS PROPERTIES LLC	\$	2,300,000	\$	1,865,720	REAL
IRVING LODGING LLC	\$	5,500,000	\$	5,000,000	REAL
IRVING PARK SPRINGS PARTNERS LTD	\$	2,100,000	\$	1,726,570	REAL
ISA HOSPITALITY INC	\$	1,995,000	\$	1,700,000	REAL
JAHCO FAIR OAKS LP	\$	7,050,000	\$	6,345,000	REAL
JARS HEIGHTS 79 LLC	\$	2,720,000	\$	2,582,280	REAL
JARS HEIGHTS 79 LLC	\$	1,020,000	\$	968,350	REAL
JARS HEIGHTS 79 LLC	\$	1,632,000	\$	1,549,370	REAL
JASAN LLC	\$	3,200,230	\$	2,825,000	REAL
JDFW LLC	\$	52,000,000	\$	47,000,000	REAL
JDFW II LLC	\$	71,000,000	\$	64,800,000	REAL
KIMBERLY CLARK CORP	\$	9,000,000	\$	8,775,000	REAL
KROGER TEXAS LP	\$	10,600,000	\$	10,600,000	REAL

LADERA RANCH LLC	\$	21,500,000	\$	21,000,000	REAL
LAKE WORTH HOTEL CORP	\$	3,650,000	\$	3,400,000	REAL
LAKERIDGE REALTY LP	\$	310,140	\$	310,140	REAL
LAKERIDGE REALTY LP	\$	9,052,500	\$	8,000,000	REAL
LAKERIDGE REALTY LP	\$	7,639,860	\$	7,100,000	REAL
LAS COLINAS I HOLDCO LP	\$	83,950,000	\$	80,000,000	REAL
LAS COLINAS II HOLDCO LP	\$	46,300,000	\$	45,425,000	REAL
LAS COLINAS SURGERY	\$	1,600,000	\$	1,400,000	REAL
LEGACY REI GROUP SA LLC	\$	8,972,740	\$	8,543,270	REAL
LEGACY REI GROUP SA LLC	\$	3,232,820	\$	2,956,730	REAL
LEGACY REI GROUP SP LLC	\$	17,933,000	\$	17,600,000	REAL
LEGACY REI GROUP VF LLC	\$	10,898,000	\$	9,800,000	REAL
LOWEN TRINITY MILLS	\$	197,830	\$	197,830	REAL
LOWEN TRINITY MILLS	\$	7,715,780	\$	7,350,000	REAL
LPD REALTY LLC	\$	12,300,000	\$	11,250,000	REAL
MAA ALLOY LLC	\$	47,500,000	\$	44,500,000	REAL
MAA TANC LLC	\$	37,800,000	\$	36,800,000	REAL
MAAHIYAA HOTEL LLC	\$	4,000,000	\$	3,650,000	REAL
MACARTHUR PLACE BORROWER LLC	\$	17,538,460	\$	15,923,080	REAL
MACARTHUR PLACE BORROWER LLC	\$	20,461,540	\$	18,576,920	REAL
MACY'S RETAIL HOLDINGS	\$	4,410,970	\$	4,000,000	REAL
MACY'S RETAIL HOLDINGS LLC	\$	2,822,470	\$	2,399,100	PERSONAL
MALL GROUND PORTFOLIO LLC	\$	38,155,140	\$	31,353,230	REAL
MALL GROUND PORTFOLIO LLC	\$	1,650,000	\$	1,600,000	REAL
MALL GROUND PORTFOLIO LLC	\$	4,700,000	\$	4,051,910	REAL
MALL GROUND PORTFOLIO LLC	\$	193,440	\$	193,440	REAL
MALL GROUND PORTFOLIO LLC	\$	1,301,420	\$	1,301,420	REAL
MARABELLA APARTMENTS LP	\$	26,253,610	\$	25,594,000	REAL
MARABELLA APARTMENTS LP	\$	23,496,390	\$	22,906,000	REAL
MEDIEVAL TIMES	\$	1,627,000	\$	1,627,000	PERSONAL
MERRICK BUSINESS PARK LLC	\$	4,423,500	\$	3,395,020	REAL
MERRICK BUSINESS PARK LLC	\$	1,434,100	\$	1,193,010	REAL
METROPLEX PLAZA LP	\$	3,752,500	\$	3,184,960	REAL
METROPLEX PLAZA LP	\$	2,362,500	\$	1,988,140	REAL
METROPLEX PLAZA LP	\$	4,635,000	\$	3,826,900	REAL
MNSF II ACQUISITIONS LLC	\$	165,910	\$	165,910	REAL
MNSF II ACQUISITIONS LLC	\$	195,020	\$	195,020	REAL
MNSF II ACQUISITIONS LLC	\$	222,430	\$	222,430	REAL
MNSF II ACQUISITIONS LLC	\$	227,990	\$	190,970	REAL
MNSF II ACQUISITIONS LLC	\$	203,000	\$	203,000	REAL
MPG TEXAS 1 LLC	\$	9,520,000	\$	9,000,000	REAL
NEPTUNE VENTURES LLC	\$	280,000	\$	280,000	REAL
NEPTUNE VENTURES LLC	\$	196,600	\$	184,480	REAL
NEPTUNE VENTURES LLC	\$	251,650	\$	236,140	REAL
NEPTUNE VENTURES LLC	\$	192,210	\$	180,370	REAL
NEPTUNE VENTURES LLC	\$	254,930	\$	239,220	REAL
NEPTUNE VENTURES LLC	\$	181,930	\$	170,720	REAL
NEPTUNE VENTURES LLC	\$	179,000	\$	167,970	REAL
NEPTUNE VENTURES LLC	\$	202,050	\$	189,600	REAL
NEPTUNE VENTURES LLC	\$	258,990	\$	243,030	REAL
NEPTUNE VENTURES LLC	\$	226,530	\$	212,940	REAL
NEPTUNE VENTURES LLC	\$	194,150	\$	182,190	REAL
NEPTUNE VENTURES LLC	\$	217,730	\$	204,310	REAL

NEPTUNE VENTURES LLC	\$	204,080	\$	191,500	REAL
NEPTUNE VENTURES LLC	\$	200,940	\$	192,530	REAL
NEWPORT APARTMENTS PROPERTY OWNER	\$	24,147,200	\$	21,000,000	REAL
NORTHGATE CARI LLC &	\$	16,500,000	\$	16,000,000	REAL
OMNINET FOXBOROUGH LP	\$	9,349,910	\$	8,248,000	REAL
OMNINET FOXBOROUGH LP	\$	23,015,170	\$	20,302,000	REAL
PACIFIC PLATINUM TRUST	\$	555,310	\$	520,000	REAL
PAR CAPITAL 122 WEST LLC	\$	27,882,000	\$	25,100,000	REAL
PARMA MANDALAY TOWER LLC	\$	38,000,000	\$	35,900,000	REAL
PARRISH HARE ELECTRIC SUPPLY CORP	\$	15,469,580	\$	13,382,690	PERSONAL
PATEL RAMAN	\$	1,450,000	\$	1,340,000	REAL
PCPI UT OWNER LP AND TERRA FUNDING URBAN TC	\$	12,252,330	\$	12,252,330	REAL
PCPI UT OWNER LP AND TERRA FUNDING URBAN TC	\$	151,682,670	\$	123,247,670	REAL
PECAN VILLAGE APARTMENTS	\$	1,477,510	\$	1,392,860	REAL
PECAN VILLAGE APARTMENTS	\$	1,704,820	\$	1,607,140	REAL
PERFECT & COMFORT LIVING LLC	\$	3,200,000	\$	2,900,000	REAL
PERFECT AND MODERN TEAM LLC	\$	2,332,000	\$	2,200,000	REAL
POLO SANTIAGO	\$	4,600,000	\$	4,140,000	REAL
POST MONTORO LLC	\$	26,259,000	\$	25,000,000	REAL
PPF AMLI 1050 LAKE CAROLYN PARKWAY LLC	\$	51,832,000	\$	48,375,000	REAL
PPF AMLI 777 LAKE CAROLYN PARKWAY	\$	73,775,000	\$	69,191,000	REAL
PRIME US TOWER AT LAKE CAROLYN LLC	\$	61,500,000	\$	59,000,000	REAL
PROGRESS RESIDENTIAL	\$	168,600	\$	168,600	REAL
PROGRESS RESIDENTIAL	\$	170,510	\$	170,510	REAL
PROVIDENT GROUP IRVING PROPERTIES LLC	\$	31,000,000	\$	24,250,000	REAL
RACETRAC PETROLEUM INC	\$	563,900	\$	301,100	REAL
RACETRAC PETROLEUM INC	\$	429,820	\$	331,760	PERSONAL
RACETRAC PETROLEUM INC	\$	1,750,000	\$	1,718,000	REAL
RACETRAC PETROLEUM INC	\$	2,315,310	\$	2,100,000	REAL
RACETRAC PETROLEUM INC	\$	457,820	\$	457,820	REAL
RACETRAC PETROLEUM INC	\$	382,310	\$	382,310	REAL
RAMSEY LUTHER H	\$	1,490,700	\$	1,200,000	REAL
RANDALLS FOOD & DRUG LP	\$	4,758,940	\$	4,758,940	REAL
RAVEN SURROUND LLC	\$	26,500,000	\$	25,600,000	REAL
RAYO LLC	\$	4,800,000	\$	3,750,000	REAL
RAYO LLC	\$	4,897,600	\$	3,750,000	REAL
RESIDENCES NORTHGATE LLC	\$	28,233,600	\$	22,691,000	REAL
ROCHELLE PLACE L P	\$	7,500,000	\$	7,000,000	REAL
ROCHELLE PLAZA ASSOCIATES	\$	9,500,000	\$	8,475,000	REAL
ROSEMONT SUMMIT OPERATING LLC	\$	56,250,000	\$	54,500,000	REAL
RUSTIC RIDGE IRVING LP	\$	15,000,000	\$	13,800,000	REAL
RYDER TRUCK RENTAL INC	\$	2,440,720	\$	2,153,310	PERSONAL
SANDLIAN COLBY B & G B REV TR &	\$	2,600,000	\$	2,600,000	REAL
SAVOY DALLAS HOTELS LLC	\$	5,481,350	\$	4,500,000	REAL
SEDONA PARK APARTMENTS LLC	\$	24,880,000	\$	17,350,000	REAL
SOUTHERN STAR LAS COLINAS LP	\$	8,900,000	\$	8,000,000	REAL
SPANISH HAVEN REDEVELOPMT	\$	9,067,030	\$	7,000,000	REAL
SUN LIFE INSURANCE CO OF CANADA	\$	34,178,320	\$	32,169,000	REAL
SYMONDS STEPHAN M	\$	1,330,000	\$	1,200,000	REAL
TARGET CORPORATION AS OWNER	\$	5,523,470	\$	5,523,470	REAL
TCI 600 LAS COLINAS INC	\$	80,837,780	\$	74,750,000	REAL
TEXAS FLORIDA CEDARS LP	\$	8,651,960	\$	7,800,000	REAL
TEXAS PARK MANOR LP	\$	8,800,000	\$	8,250,000	REAL

TEXAS SFI PARTNERSHIP 37 LTD	\$	34,000,000	\$	33,400,000	REAL
TMIF II BRIDGEPORT LP	\$	26,250,000	\$	23,625,000	REAL
TP APARTMENTS LLC	\$	5,415,830	\$	4,851,730	REAL
TP APARTMENTS LLC	\$	2,063,170	\$	1,848,270	REAL
TR ATRIUM LP	\$	14,215,000	\$	13,500,000	REAL
TR ATRIUM LP	\$	7,215,000	\$	7,100,000	REAL
TRELLIS PLACE DUPLEXES LTD	\$	14,428,000	\$	13,300,000	REAL
URBAN TOWNE LAKE APARTMENTS LP	\$	24,000,000	\$	23,500,000	REAL
VELAZQUEZ CELIA &	\$	1,100,000	\$	1,000,000	REAL
VILLAS ESTANCIA APARTMENTS LLC	\$	18,525,000	\$	14,500,000	REAL
WALGREENS CO AS OWNER	\$	2,293,980	\$	2,163,320	REAL
WALGREENS CO AS OWNER	\$	1,376,640	\$	1,298,230	REAL
WALGREENS CO AS OWNER	\$	2,351,530	\$	2,217,600	REAL
WALGREENS CO AS OWNER	\$	2,293,980	\$	2,293,980	REAL
WALGREENS CO AS OWNER	\$	1,376,640	\$	1,376,640	REAL
WALGREENS CO AS OWNER	\$	2,351,530	\$	2,351,530	REAL
WALNUT HILL TX PARTNERS LLC	\$	51,000,000	\$	47,000,000	REAL
WESTDALE BROOKSTONE/TERRACE LP	\$	14,400,000	\$	12,960,000	REAL
WESTDALE BROOKSTONE/TERRACE LP	\$	17,750,000	\$	16,950,000	REAL
WESTDALE LAKERIDGE	\$	15,950,000	\$	15,000,000	REAL
WESTDALE POLARIS PARTNERS	\$	13,400,000	\$	12,700,000	REAL
WESTDALE PPTIES AMERICA I	\$	15,850,000	\$	15,000,000	REAL
WESTDALE WOODMEADE LTD	\$	23,700,000	\$	21,400,000	REAL
WESTGATE MULTIFAMILY LLC	\$	4,358,000	\$	3,993,000	REAL
WESTGATE MULTIFAMILY LLC	\$	3,988,000	\$	3,665,000	REAL
WESTGATE MULTIFAMILY LLC	\$	23,524,000	\$	20,946,000	REAL
WESTGATE MULTIFAMILY LLC	\$	10,130,000	\$	9,098,000	REAL
WOODCHASE & CLARENDON APTS LLC	\$	15,388,870	\$	12,270,670	PERSONAL
WOODCHASE & CLARENDON APTS LLC	\$	5,931,130	\$	4,729,330	REAL
WOODSIDE VILLAS IRVING LLC	\$	13,000,000	\$	12,100,000	REAL
WOODWIND APARTMENTS	\$	5,193,000	\$	5,100,000	REAL
WOODWIND APARTMENTS	\$	400,000	\$	400,000	REAL
WWC XLV LP	\$	59,000,000	\$	55,500,000	REAL

<b>TOTAL</b>	\$	<b>3,599,123,810</b>	\$	<b>3,293,320,930</b>	
--------------	----	----------------------	----	----------------------	--

**CONSENT AGENDA ITEM**  
**May 19, 2025**

**TOPIC: Consider Approval of Submission to the Texas Education Agency Low Attendance Day Waiver**

**SUBMITTED BY: Ahna Gomez, Chief of Schools**

**BACKGROUND:** School Leadership is requesting approval to submit a waiver to TEA for February 19, 2025, a bad weather day. On that day, we had a 65.02% attendance rate. TEA allows the district to submit a low-attendance day waiver if the date of low attendance is 10% lower than the previous year's average daily attendance, 94.6%. This waiver requires board approval.

**ADMINISTRATIVE RECOMMENDATION:** The administration recommends that the Board of Trustees vote to approve the proposal to submit the low attendance day waiver for February 19, 2025.

**RECOMMENDED BOARD MOTION:** I move that the Board approve the proposal to submit the low attendance day waiver for February 19, 2025.

TSDS PEIMS ATTENDANCE RATES COMPARISON BY ETHNICITY, GENDER, AND SPECIAL POPULATION

LEA-level Data  
Campuses: ALL

2023 - 2024 Summer Collection, Accepted Submission

LEA: 057912 - IRVING ISD

	Days Membership		Total Days Absent		Total Days Present		Total Ineligible Days		Total Eligible Days		Attendance Rate	
	2022 - 2023	2023 - 2024	2022 - 2023	2023 - 2024	2022 - 2023	2023 - 2024	2022 - 2023	2023 - 2024	2022 - 2023	2023 - 2024	2022 - 2023	2023 - 2024
<b>LEA</b>	5,235,265.5	5,065,552.0	403,482.0	273,695.0	4,831,783.5	4,791,857.0	5,921.5	6,444.5	4,825,862.0	4,785,412.5	92.3%	94.6%
<b>Ethnicity</b>												
Hispanic/Latino	4,033,159.0	3,968,455.5	304,476.5	209,517.0	3,728,682.5	3,758,938.5	3,098.5	3,317.5	3,725,584.0	3,755,621.0	92.5%	94.7%
American Indian or Alaska	49,700.5	64,179.5	3,733.0	3,431.5	45,967.5	60,748.0	139.5	0.0	45,828.0	60,748.0	92.5%	94.7%
Asian	158,992.0	154,534.0	11,032.5	7,150.5	147,959.5	147,383.5	183.5	371.0	147,776.0	147,012.5	93.1%	95.4%
Black or African American	627,552.0	529,339.0	53,014.0	32,561.5	574,538.0	496,777.5	1,160.5	1,206.0	573,377.5	495,571.5	91.6%	93.8%
Hawaiian or Other Pacific	9,400.5	8,104.0	1,195.0	573.0	8,205.5	7,531.0	0.0	0.0	8,205.5	7,531.0	87.3%	92.9%
White	301,744.5	290,560.5	25,146.0	17,282.5	276,598.5	273,278.0	1,026.0	1,302.5	275,572.5	271,975.5	91.7%	94.1%
Two or More Races	54,717.0	50,379.5	4,885.0	3,179.0	49,832.0	47,200.5	313.5	247.5	49,518.5	46,953.0	91.1%	93.7%
<b>Total</b>	<b>5,235,265.5</b>	<b>5,065,552.0</b>	<b>403,482.0</b>	<b>273,695.0</b>	<b>4,831,783.5</b>	<b>4,791,857.0</b>	<b>5,921.5</b>	<b>6,444.5</b>	<b>4,825,862.0</b>	<b>4,785,412.5</b>	<b>92.3%</b>	<b>94.6%</b>
<b>Gender</b>												
Male	2,705,276.0	2,611,520.0	210,513.0	141,598.5	2,494,763.0	2,469,921.5	3,640.5	3,866.0	2,491,122.5	2,466,055.5	92.2%	94.6%
Female	2,529,989.5	2,454,032.0	192,969.0	132,096.5	2,337,020.5	2,321,935.5	2,281.0	2,578.5	2,334,739.5	2,319,357.0	92.4%	94.6%
<b>Total</b>	<b>5,235,265.5</b>	<b>5,065,552.0</b>	<b>403,482.0</b>	<b>273,695.0</b>	<b>4,831,783.5</b>	<b>4,791,857.0</b>	<b>5,921.5</b>	<b>6,444.5</b>	<b>4,825,862.0</b>	<b>4,785,412.5</b>	<b>92.3%</b>	<b>94.6%</b>
<b>Special Population</b>												
Special Education	568,998.0	610,004.5	49,174.0	37,083.0	519,824.0	572,921.5	548.0	1,312.0	519,276.0	571,609.5	91.4%	93.9%
Economic Disadvantage	4,640,822.0	4,407,358.0	362,096.0	241,112.5	4,278,726.0	4,166,245.5	4,559.5	2,641.5	4,274,166.5	4,163,604.0	92.2%	94.5%
Emergent Bilingual	3,285,128.5	3,301,487.0	231,132.5	161,032.5	3,053,996.0	3,140,454.5	830.5	965.5	3,053,165.5	3,139,489.0	93.0%	95.1%
At Risk	3,988,022.5	4,068,258.5	313,999.0	221,090.0	3,674,023.5	3,847,168.5	1,417.0	1,736.0	3,672,606.5	3,845,432.5	92.1%	94.6%
Gifted and Talented	900,590.5	888,759.5	46,771.0	32,867.0	853,819.5	855,892.5	206.0	62.0	853,613.5	855,830.5	94.8%	96.3%
Migratory	2,144.5	1,352.0	187.0	71.0	1,957.5	1,281.0	0.0	0.0	1,957.5	1,281.0	91.3%	94.7%
Homeless Status	125,517.5	147,114.0	16,789.5	13,559.0	108,728.0	133,555.0	222.0	0.0	108,506.0	133,555.0	86.6%	90.8%
Unaccompanied Youth	21,956.5	13,580.0	3,465.5	1,743.0	18,491.0	11,837.0	0.0	0.0	18,491.0	11,837.0	84.2%	87.2%
Early Reading Indicator	327,363.0	286,495.0	29,317.0	17,827.5	298,046.0	268,667.5	0.0	0.0	298,046.0	268,667.5	91.0%	93.8%
Military Connected	4,220.0	3,597.0	217.5	115.0	4,002.5	3,482.0	0.0	0.0	4,002.5	3,482.0	94.8%	96.8%
Foster Care	4,522.0	3,017.5	292.0	149.5	4,230.0	2,868.0	0.0	0.0	4,230.0	2,868.0	93.5%	95.0%
RDSPD	19,329.0	18,242.0	1,562.5	1,193.0	17,766.5	17,049.0	0.0	0.0	17,766.5	17,049.0	91.9%	93.5%
<b>Total</b>	<b>13,888,614.0</b>	<b>13,749,265.0</b>	<b>1,055,003.5</b>	<b>727,843.0</b>	<b>12,833,610.5</b>	<b>13,021,422.0</b>	<b>7,783.0</b>	<b>6,717.0</b>	<b>12,825,827.5</b>	<b>13,014,705.0</b>	<b>92.4%</b>	<b>94.7%</b>

NOTE : Detail may not add to totals due to rounding.

NOTE 2: This report has been expanded to include attendance fields that were implemented for remote learning. The first page of the report sums the in-person, remote synchronous, and remote asynchronous data to provide student totals, and a new second page displays the total eligible days for each remote learning method; in-person (IP), remote synchronous (RS), and remote asynchronous (RA).

TSDS PEIMS ATTENDANCE RATES COMPARISON BY ETHNICITY, GENDER, AND SPECIAL POPULATION

LEA-level Data  
Campuses: ALL

2023 - 2024 Summer Collection, Accepted Submission

LEA: 057912 - IRVING ISD

	IP Total Eligible Days		RS Total Eligible Days		RA Total Eligible Days	
	2022 - 2023	2023 - 2024	2022 - 2023	2023 - 2024	2022 - 2023	2023 - 2024
<b>LEA</b>	4,825,862.0	4,785,412.5	0.0	0.0	0.0	0.0
<b>Ethnicity</b>						
Hispanic/Latino	3,725,584.0	3,755,621.0	0.0	0.0	0.0	0.0
American Indian or Alaska	45,828.0	60,748.0	0.0	0.0	0.0	0.0
Asian	147,776.0	147,012.5	0.0	0.0	0.0	0.0
Black or African American	573,377.5	495,571.5	0.0	0.0	0.0	0.0
Hawaiian or Other Pacific	8,205.5	7,531.0	0.0	0.0	0.0	0.0
White	275,572.5	271,975.5	0.0	0.0	0.0	0.0
Two or More Races	49,518.5	46,953.0	0.0	0.0	0.0	0.0
<b>Total</b>	<b>4,825,862.0</b>	<b>4,785,412.5</b>	<b>0.0</b>	<b>0.0</b>	<b>0.0</b>	<b>0.0</b>
<b>Gender</b>						
Male	2,491,122.5	2,466,055.5	0.0	0.0	0.0	0.0
Female	2,334,739.5	2,319,357.0	0.0	0.0	0.0	0.0
<b>Total</b>	<b>4,825,862.0</b>	<b>4,785,412.5</b>	<b>0.0</b>	<b>0.0</b>	<b>0.0</b>	<b>0.0</b>
<b>Special Population</b>						
Special Education	519,276.0	571,609.5	0.0	0.0	0.0	0.0
Economic Disadvantage	4,274,166.5	4,163,604.0	0.0	0.0	0.0	0.0
Emergent Bilingual	3,053,165.5	3,139,489.0	0.0	0.0	0.0	0.0
At Risk	3,672,606.5	3,845,432.5	0.0	0.0	0.0	0.0
Gifted and Talented	853,613.5	855,830.5	0.0	0.0	0.0	0.0
Migratory	1,957.5	1,281.0	0.0	0.0	0.0	0.0
Homeless Status	108,506.0	133,555.0	0.0	0.0	0.0	0.0
Unaccompanied Youth	18,491.0	11,837.0	0.0	0.0	0.0	0.0
Early Reading Indicator	298,046.0	268,667.5	0.0	0.0	0.0	0.0
Military Connected	4,002.5	3,482.0	0.0	0.0	0.0	0.0
Foster Care	4,230.0	2,868.0	0.0	0.0	0.0	0.0
RDSPD	17,766.5	17,049.0	0.0	0.0	0.0	0.0
<b>Total</b>	<b>12,825,827.5</b>	<b>13,014,705.0</b>	<b>0.0</b>	<b>0.0</b>	<b>0.0</b>	<b>0.0</b>

NOTE : Detail may not add to totals due to rounding.

NOTE 2: This report has been expanded to include attendance fields that were implemented for remote learning. The first page of the report sums the in-person, remote synchronous, and remote asynchronous data to provide student totals, and a new second page displays the total eligible days for each remote learning method; in-person (IP), remote synchronous (RS), and remote asynchronous (RA).

# Attendance Percentages by Date

(Should match PEIMS data)

## Date Range

2025-02-19 - 2025-02-19

Building	Building Name	Grade - Membership Totals	Membership Total	Absence Totals	Present%
2	Irving High School	09	678	299	55.90%
		10	609	253	58.46%
		11	549	237	56.83%
		12	539	229	57.51%
<b>2 - Total</b>			<b>2375</b>	<b>1,018</b>	<b>57.14%</b>
3	MacArthur High School	09	712	301	57.72%
		10	650	249	61.69%
		11	545	196	64.04%
		12	557	249	55.30%
<b>3 - Total</b>			<b>2464</b>	<b>995</b>	<b>59.62%</b>
4	Nimitz High School	09	622	229	63.18%
		10	580	203	65.00%
		11	518	175	66.22%
		12	564.5	221	60.85%
<b>4 - Total</b>			<b>2284.5</b>	<b>828</b>	<b>63.76%</b>
5	Cardwell Career Prep Ct	09	37	16	56.76%
		10	65	30	53.85%
		11	37	17	54.05%
		12	86	51	40.70%
<b>5 - Total</b>			<b>225</b>	<b>114</b>	<b>49.33%</b>
6	Singley Academy	09	477	188	60.59%
		10	445	172	61.35%
		11	383	158	58.75%
		12	373	156	58.18%
<b>6 - Total</b>			<b>1678</b>	<b>674</b>	<b>59.83%</b>
7	JJAEP	07	2	1	50.00%
		08	1	0	100.00%
		09	2	2	0.00%
		10	1	1	0.00%
		11	1	0	100.00%
		12	2	1	50.00%
<b>7 - Total</b>			<b>9</b>	<b>5</b>	<b>44.44%</b>
41	Bowie Middle School	06	208	83	60.10%
		07	266	87	67.29%
		08	279	108	61.29%
<b>41 - Total</b>			<b>753</b>	<b>278</b>	<b>63.08%</b>
42	Crockett Middle School	06	251	73	70.92%

# Attendance Percentages by Date

(Should match PEIMS data)

## Date Range

2025-02-19 - 2025-02-19

Building	Building Name	Grade - Membership Totals	Membership Total	Absence Totals	Present%
42	Crockett Middle School	07	237	50	78.90%
		08	245	62	74.69%
<b>42 - Total</b>			<b>733</b>	<b>185</b>	<b>74.76%</b>
43	Travis Middle School	06	290	62	78.62%
		07	330	114	65.45%
		08	290	102	64.83%
<b>43 - Total</b>			<b>910</b>	<b>278</b>	<b>69.45%</b>
44	Lamar Middle School	06	215	67	68.84%
		07	228	83	63.60%
		08	225	71	68.44%
<b>44 - Total</b>			<b>668</b>	<b>221</b>	<b>66.92%</b>
45	Austin Middle School	06	241	53	78.01%
		07	246	85	65.45%
		08	228	86	62.28%
<b>45 - Total</b>			<b>715</b>	<b>224</b>	<b>68.67%</b>
46	Houston Middle School	06	245	105	57.14%
		07	256	124	51.56%
		08	259	125	51.74%
<b>46 - Total</b>			<b>760</b>	<b>354</b>	<b>53.42%</b>
48	De Zavala Middle School	06	259	54	79.15%
		07	293	89	69.62%
		08	283	89	68.55%
<b>48 - Total</b>			<b>835</b>	<b>232</b>	<b>72.22%</b>
50	Johnson Middle School	06	285	84	70.53%
		07	274	55	79.93%
		08	266	87	67.29%
<b>50 - Total</b>			<b>825</b>	<b>226</b>	<b>72.61%</b>
101	Barton Elementary	01	138	34	75.36%
		02	143	53	62.94%
		03	144	34	76.39%
		04	135	35	74.07%
		05	107	28	73.83%
		KG	98	29	70.41%
		PK	38	13.5	64.47%
<b>101 - Total</b>			<b>803</b>	<b>226.5</b>	<b>71.79%</b>
102	Brown Elementary	01	138	45	67.39%
		02	144	49	65.97%

# Attendance Percentages by Date

(Should match PEIMS data)

## Date Range

2025-02-19 - 2025-02-19

Building	Building Name	Grade - Membership Totals	Membership Total	Absence Totals	Present%
102	Brown Elementary	03	124	41	66.94%
		04	141	42	70.21%
		05	126	51	59.52%
		KG	135	40	70.37%
		PK	38	13	65.79%
<b>102 - Total</b>			<b>846</b>	<b>281</b>	<b>66.78%</b>
105	Good Elementary	01	115	39	66.09%
		02	118	41	65.25%
		03	108	48	55.56%
		04	101	37	63.37%
		05	106	37	65.09%
		KG	110	52	52.73%
		PK	34	17	50.00%
<b>105 - Total</b>			<b>692</b>	<b>271</b>	<b>60.84%</b>
106	John Haley Elementary	01	87	24	72.41%
		02	121	32	73.55%
		03	126	35	72.22%
		04	136	38	72.06%
		05	120	26	78.33%
		KG	113	32	71.68%
		PK	38	10	73.68%
<b>106 - Total</b>			<b>741</b>	<b>197</b>	<b>73.41%</b>
107	Thomas Haley Elementary	01	114	38	66.67%
		02	114	39	65.79%
		03	129	52	59.69%
		04	128	18	85.94%
		05	94	32	65.96%
		KG	121	41	66.12%
		PK	41.5	12.5	69.88%
<b>107 - Total</b>			<b>741.5</b>	<b>232.5</b>	<b>68.64%</b>
108	Johnston Elementary	01	124	41	66.94%
		02	103	26	74.76%
		03	111	28	74.77%
		04	105	32	69.52%
		05	104	25	75.96%
		KG	101	27	73.27%
		PK	35.5	11	69.01%

# Attendance Percentages by Date

(Should match PEIMS data)

## Date Range

2025-02-19 - 2025-02-19

Building	Building Name	Grade - Membership Totals	Membership Total	Absence Totals	Present%
<b>108 - Total</b>			<b>683.5</b>	<b>190</b>	<b>72.20%</b>
109	Keyes Elementary	01	111	46	58.56%
		02	97	36	62.89%
		03	95	33	65.26%
		04	122	56	54.10%
		05	94	36	61.70%
		KG	110	33	70.00%
		PK	30	14.5	51.67%
<b>109 - Total</b>			<b>659</b>	<b>254.5</b>	<b>61.38%</b>
111	Lee Elementary	01	111	34	69.37%
		02	95	41	56.84%
		03	103	40	61.16%
		04	126	51	59.52%
		05	120	48	60.00%
		KG	106	45	57.55%
		PK	31	13	58.06%
<b>111 - Total</b>			<b>692</b>	<b>272</b>	<b>60.69%</b>
112	Lively Elementary	01	120	50	58.33%
		02	126	55	56.35%
		03	116	48	58.62%
		04	114	30	73.68%
		05	128	48	62.50%
		KG	121	40	66.94%
		PK	28.5	11.5	59.65%
<b>112 - Total</b>			<b>753.5</b>	<b>282.5</b>	<b>62.51%</b>
113	Farine Elementary	01	158	69	56.33%
		02	137	44	67.88%
		03	147	50	65.99%
		04	139	39	71.94%
		05	127	33	74.02%
		KG	159	63	60.38%
		PK	21.5	7	67.44%
<b>113 - Total</b>			<b>888.5</b>	<b>305</b>	<b>65.67%</b>
114	Schulze Elementary	01	110	39	64.55%
		02	112	41	63.39%
		03	134	40	70.15%
		04	113	51	54.87%

# Attendance Percentages by Date

(Should match PEIMS data)

## Date Range

2025-02-19 - 2025-02-19

Building	Building Name	Grade - Membership Totals	Membership Total	Absence Totals	Present%
114	Schulze Elementary	05	128	52	59.38%
		KG	135	53	60.74%
		PK	40.5	14.5	64.20%
<b>114 - Total</b>			<b>772.5</b>	<b>290.5</b>	<b>62.39%</b>
116	Brandenburg Elementary	01	132	31	76.52%
		02	147	44	70.07%
		03	169	36	78.70%
		04	140	38	72.86%
		05	145	53	63.45%
		KG	121	30	75.21%
		PK	40	12.5	68.75%
<b>116 - Total</b>			<b>894</b>	<b>244.5</b>	<b>72.65%</b>
119	Hanes Elementary	01	101	38	62.38%
		02	107	38	64.49%
		03	98	27	72.45%
		04	116	47	59.48%
		05	106	29	72.64%
		KG	95	30	68.42%
		PK	35.5	8.5	76.06%
<b>119 - Total</b>			<b>658.5</b>	<b>217.5</b>	<b>66.97%</b>
120	Townley Elementary	01	116	49	57.76%
		02	111	36	67.57%
		03	129	40	68.99%
		04	118	52	55.93%
		05	135	50	62.96%
		KG	121	41	66.12%
		PK	37.5	14	62.67%
<b>120 - Total</b>			<b>767.5</b>	<b>282</b>	<b>63.26%</b>
121	Davis Elementary	01	117	35	70.09%
		02	142	36	74.65%
		03	110	32	70.91%
		04	131	34	74.05%
		05	131	37	71.76%
		KG	148	49	66.89%
		PK	41.5	19	54.22%
<b>121 - Total</b>			<b>820.5</b>	<b>242</b>	<b>70.51%</b>
122	Gilbert Elementary	01	115	31	73.04%

# Attendance Percentages by Date

(Should match PEIMS data)

## Date Range

2025-02-19 - 2025-02-19

Building	Building Name	Grade - Membership Totals	Membership Total	Absence Totals	Present%
122	Gilbert Elementary	02	122	29	76.23%
		03	116	25	78.45%
		04	132	26	80.30%
		05	104	26	75.00%
		EE	1.5	1	33.33%
		KG	102	32	68.63%
		PK	28.5	8.5	70.18%
<b>122 - Total</b>			<b>721</b>	<b>178.5</b>	<b>75.24%</b>
123	Townsell Elementary	01	121	41	66.12%
		02	155	65	58.06%
		03	128	56	56.25%
		04	119	55	53.78%
		05	130	52	60.00%
		KG	122	39	68.03%
		PK	42.5	17	60.00%
<b>123 - Total</b>			<b>817.5</b>	<b>325</b>	<b>60.24%</b>
124	Stipes Elementary	01	124	28	77.42%
		02	105	20	80.95%
		03	145	41	71.72%
		04	114	25	78.07%
		05	146	31	78.77%
		KG	114	40	64.91%
		PK	34.5	8.5	75.36%
<b>124 - Total</b>			<b>782.5</b>	<b>193.5</b>	<b>75.27%</b>
161	Clifton EC School	EE	28.5	12.5	56.14%
		P3	116.5	46	60.52%
		PK	70.5	27	61.70%
<b>161 - Total</b>			<b>215.5</b>	<b>85.5</b>	<b>60.32%</b>
162	Pierce EC School	EE	24	9	62.50%
		P3	75.5	28.5	62.25%
		PK	42.5	11	74.12%
<b>162 - Total</b>			<b>142</b>	<b>48.5</b>	<b>65.85%</b>
163	Kinkeade EC School	EE	18.5	7	62.16%
		P3	90.5	37	59.12%
		PK	53	20.5	61.32%
<b>163 - Total</b>			<b>162</b>	<b>64.5</b>	<b>60.19%</b>
<b>Overall - Total</b>			<b>29488</b>	<b>10,316</b>	<b>65.02%</b>

**CONSENT AGENDA ITEM**  
**May 19, 2025**

**TOPIC:** Consider Approval of the Purchase of Texas Bluebonnet Learning Math and Carnegie Learning Texas Math Solution Grades 6-8

**SUBMITTED BY:** L. Castillo, Chief Learning Officer/ J. Pilgrim, Director of Purchasing

**BACKGROUND:** The Instructional Materials Review and Approval (IMRA) process, established under House Bill 1605, centralizes the State Board of Education's (SBOE) authority over the review and approval of instructional materials. IMRA ensures quality, suitability, and alignment to the Texas Essential Knowledge and Skills (TEKS) and English Language Proficiency Standards (ELPS). Included on the approved instructional materials list are Texas Bluebonnet Learning Math for Grades 6-8 and Carnegie Learning Texas Math Solution for Grades 6-8.

**RECOMMENDED BOARD MOTIONS:** I Move the Board Approve the Expenditure for the purchase of Texas Bluebonnet Learning 6-8 Math and Carnegie Learning Solutions approved through the State Board of Education (SBOE) Instructional Materials Review and Approval (IMRA) Cycle 2024.

Additional Agenda Sheets Attached:  Yes  No

**AGENDA SHEET**

**Meeting Date:** May 19, 2025


**Topic:** Consider Approval of the Purchase of Texas Bluebonnet Learning Math and Carnegie Learning Texas Math Solution Grades 6-8

<b>Recommended Vendor(s)</b>	Texas Bluebonnet & Carnegie Learning
<b>Contract Type (e.g., Co-op, RFP)</b>	State Board of Education Approved
<b>Contract Term or One Time Purchase</b>	Multiple Years as Authorized
<b>Sole Source Vendor &amp; Documentation</b>	N/A
<b>Vendor is at least 51% woman or minority business</b>	<input type="checkbox"/> Yes <input checked="" type="checkbox"/> No

TO THE BEST OF MY KNOWLEDGE, THE RECOMMENDED VENDOR(S) PROVIDES THE BEST VALUE FOR THE DESCRIBED GOODS OR SERVICES. I FURTHER CERTIFY THE ADMINISTRATION HAS COMPLETED THE PROCUREMENT PROCEDURES REQUIRED BY APPLICABLE STATE AND FEDERAL STATUTES AND REGULATIONS, BOARD POLICY CH(LOCAL).



LISA CASTILLO  
CHIEF ACADEMIC OFFICER



JEROME PILGRIM  
DIRECTOR OF PURCHASING

\_\_\_\_\_

DR. ROSEMARY ROBBINS  
PRESIDENT BOARD OF TRUSTEES

\_\_\_\_\_

MICHAEL KELLEY  
SECRETARY BOARD OF TRUSTEES

DATE: \_\_\_\_\_

DATE: \_\_\_\_\_

\_\_\_\_\_

MAGDA HERNANDEZ  
SUPERINTENDENT OF SCHOOLS

\_\_\_\_\_

WESLEY L. NUTE  
GENERAL COUNSEL

DATE: \_\_\_\_\_

DATE: \_\_\_\_\_

Attachments:

1. Memo from Judy Boone dated May 5, 2025
2. Memo from Jerome Pilgrim dated May 12, 2025

To: Jerome Pilgrim, Director of Purchasing  
From: Judy Boone, Director of Digital & Learning Resources  
Date: May 5, 2025  
Subject: Texas Bluebonnet Learning Math and Carnegie Learning Texas Math Solution  
Grades 6-8

Mr. Pilgrim,

The Instructional Materials Review and Approval (IMRA) process, established under House Bill 1605, centralizes the State Board of Education's (SBOE) authority over the review and approval of instructional materials. IMRA ensures materials align with Texas Essential Knowledge and Skills (TEKS) and English Language Proficiency Standards (ELPS), meet quality and suitability criteria, and comply with specifications. SBOE reviewed K–12 Mathematics materials, incorporating public review and feedback. Following approval, SBOE provided the materials list to ensure transparency and compliance with state education requirements. Included on the approved instructional materials list are Texas Bluebonnet Learning Math for Grades 6-8 and Carnegie Learning Texas Math Solution for Grades 6-8.

Depending on actual enrollment, we estimate that we will pay no more than \$250,000 to the SBOE-approved print provider(s) for the purchase of printed versions of the Texas Bluebonnet Learning Math and Carnegie Learning Texas Math Solution materials for Irving Independent School District teachers and students in grades 6-8. This amount covers all print, digital, and consumable materials for a (1) year period and teacher materials for the duration of the adoption. The purchases will be funded by the SBOE-approved instructional materials per student entitlement, as issued by the Texas Education Agency (TEA).

Judy Boone  
Director of Digital & Learning Resources  
Irving Independent School District  
[jboone01@irvingisd.net](mailto:jboone01@irvingisd.net) | 972-600-4820

**RECOMMENDATION FOR BOARD APPROVAL**

**From:** Jerome Pilgrim, Director of Purchasing

**To:** Board of Trustees  
Magda Hernandez, Superintendent of Schools

**Date:** May 12, 2025

**Subject:** Recommendation: Consider Approval of the Purchase of Texas Bluebonnet Learning Math and Carnegie Learning Texas Math Solution Grades 6-8


---

Purchasing concurs with the recommendation from Judy Boone, Director of Digital & Learning Resources, and Dr. Lisa Castillo, Chief Learning Officer, to Adopt and Purchase Texas Bluebonnet Learning Math and Carnegie Learning Texas Math Solution Grades 6-8.

TEC §31.103(d) re: Procurement of SBOE-approved instructional materials  
A school district is not required to use a method provided by Section 44.031(a) to purchase instructional materials that have been reviewed by the agency under Section 31.023 and included on the list of approved instructional materials maintained by the State Board of Education under Section 31.022.

All purchases will be made through Vendors and Providers approved through the State Board of Education's (SBOE).

TO THE BEST OF MY KNOWLEDGE, THE RECOMMENDED VENDOR PROVIDES THE BEST VALUE FOR THE DESCRIBED SERVICES. I FURTHER CERTIFY THE ADMINISTRATION HAS COMPLETED THE PROCUREMENT PROCEDURES REQUIRED BY APPLICABLE STATE AND FEDERAL STATUTES AND REGULATIONS, BOARD POLICY CH(LLOCAL).

  
\_\_\_\_\_  
JEROME PILGRIM  
DIRECTOR OF PURCHASING

**CONSENT AGENDA ITEM**

May 19, 2025

**TOPIC:** Consider Approval of an Amendment to the 2025-2026 Certification of Provision of Instructional Materials Survey

**SUBMITTED BY:** Dr. Lisa Castillo, Chief Learning Officer and Judy Boone, Director of Digital and Learning Resources

**BACKGROUND:** At the March 25, 2025, Irving ISD Board of Trustees Work Session, the Board ratified the 2025–2026 Certification of Provision of Instructional Materials Survey. Upon Board approval of the Texas Bluebonnet Learning Secondary Math and Carnegie Learning Texas Math Solution materials for students in grades 6–8, the 2025–2026 Certification of Provision of Instructional Materials Survey will require an amendment. This amendment will reflect the provision of these materials as the full-subject resources covering all Texas Essential Knowledge and Skills (TEKS) for grades 6–8 in the upcoming school year.

**ADMINISTRATIVE RECOMMENDATION:** The Administration recommends amending page 14 of the 2025–2026 Certification of Provision of Instructional Materials Survey to include the adoption of Texas Bluebonnet Learning Secondary Math and Carnegie Learning Texas Math Solution for grades 6–8 as the full-subject resource. Additionally, page 26 should be updated to include a revised signature from the Board President.

**RECOMMENDED BOARD MOTION:** I move that the Board of Trustees amend the Certification of Provision of Instructional Materials Survey for the 2025–2026 school year on pages 14 and 26 as detailed in the Administrative Recommendation.

Additional Agenda Sheets Attached:  Yes  No

**CONSENT AGENDA ITEM**

March 24, 2025

**TOPIC:** Consider Approval of the 2025-2026 Certification of Provision of Instructional Materials Survey

**SUBMITTED BY:** Dr. Lisa Castillo, Chief Learning Officer and Judy Boone, Director of Digital and Learning Resources

**BACKGROUND:** In accordance with Texas Education Code §31.1011, school districts are required to certify annually to the State Board of Education (SBOE) and the commissioner that for each subject in the required curriculum students have access to instructional materials that cover all the Texas Essential Knowledge and Skills (TEKS) for the coming school year. School districts are also required to certify compliance with the requirements for certification under the Children's Internet Protection Act, 47 USC §254(h)(5)(B) and (C).

Information has been gathered from relevant Irving ISD departments to complete the Texas Education Agency's (TEA) Certification of Provision of Instructional Materials Survey. Upon receiving approval, the certification survey with required signatures will be submitted to the TEA. Districts are only able to order instructional materials through the Electronic Materials and Technology (EMAT) system if certifications have been received by TEA.

**ADMINISTRATIVE RECOMMENDATION:** The Administration recommends the approval of the 2025-2026 Certification of Provision of Instructional Materials Survey.

**RECOMMENDED BOARD MOTION:** I move the Board of Trustees approve the Certification of Provision of Instructional Materials for the 2025-2026 School Year.

Additional Agenda Sheets Attached: x Yes  No

# **Certification of Provision of Instructional Materials Survey 2025–26**

# Table of Contents

Table of Contents	- 2 -
Survey Pre-Work	- 4
2025–26 Certification of Provision of Instructional Materials	- 4 -
Instructions to Complete the Certification Process for 2025–26	- 5 -
Additional Supports	- 5 -
Review Terminology	- 5 -
About the Qualtrics Survey	- 6 -
Certification 2025–26 Survey	- 7 -
Background Information	- 7 -
LEA Information	- 7 -
Reading Language Arts Certification	- 8 -
Scope and Sequence - All Grade Levels RLA	- 8 -
English Reading Language Arts K–5 TEKS Coverage Certification	- 8 -
English Reading Language Arts K–5 Instructional Materials	- 8 -
Spanish Reading Language Arts K–5 TEKS Coverage Certification	- 9 -
Spanish Reading Language Arts K–5 Instructional Materials	- 9 -
English Reading Language Arts 6–8 TEKS Coverage Certification	- 10 -
English Reading Language Arts 6–8 Instructional Materials	- 11 -
English Reading Language Arts 9–12 TEKS Coverage Certification	- 11 -
English Reading Language Arts 9–12 Instructional Materials	- 11 -
Mathematics Certification	- 13 -
Scope and Sequence - All Grade Levels Mathematics	- 13 -
Mathematics K–5 TEKS Coverage Certification	- 13 -
Mathematics K–5 Instructional Materials	- 13 -
Mathematics 6–8 TEKS Coverage Certification	- 14 -
Mathematics 6–8 Instructional Materials	- 14 -
Mathematics 9–12 TEKS Coverage Certification	- 15 -
Mathematics 9–12 Instructional Materials	- 15 -
Social Studies Certification	- 16
- Scope and Sequence - All Grade Levels Social Studies	- 16 -
Social Studies K–5 TEKS Coverage Certification	- 16 -

Social Studies K–5 Instructional Materials	- 16 -
Social Studies 6–8 TEKS Coverage Certification.....	- 17 -
-	
Social Studies 6–8 Instructional Materials .....	- 17 -
Social Studies 9–12 TEKS Coverage Certification .....	- 17 -
-	
Social Studies 9–12 Instructional Materials .....	- 18 -
Science Certification .....	-
19 - Scope and Sequence - All Grade Levels Science .....	- 19 -
Science K–5 TEKS Coverage Certification .....	- 19 -
Science K–5 Instructional Materials.....	- 19 -
Science 6–8 TEKS Coverage Certification .....	- 19 -
Science 6–8 Instructional Materials .....	- 20 -
Science 9–12 TEKS Coverage Certification .....	- 20 -
Science 9–12 Instructional Materials.....	- 21 -
Children’s Internet Protection Act .....	- 22 -
The Children's Internet Protection Act .....	- 22 -
Additional Informational Questions (Optional)*.....	- 23 -
Certification 2025-26 Survey Ratification [Printed and uploaded PDF] .....	- 25 -
Other Certified Subject Areas .....	- 26 -

# Survey Pre-Work

## 2025–26 Certification of Provision of Instructional Materials

In accordance with [Texas Education Code 31.1011](#), local educational agencies (LEAs) are required to certify annually to the State Board of Education (SBOE) and the commissioner that students have access to instructional materials covering all Texas Essential Knowledge and Skills (TEKS) for all required subjects, except physical education.

Additionally, LEAs are required to certify that they protect against access to obscene or harmful content in compliance with the requirements for certification under (i) the Children's Internet Protection Act (Pub. L. No. 106-554); (ii) Section [28.0022](#); (iii) Section [43.22](#), Penal Code; and (iv) any other law or regulation that protects students from obscene or harmful content. The TEKS Certification 2025–26 Survey includes a section to allow LEAs to certify they meet this requirement.

Like last year's process, the agency will utilize the following tools:

### **Certification 2025–26 Form:**

Printable, hard copy of the survey to be completed offline and presented to the board of trustees or governing body for ratification and signatures.

### **Certification 2025–26 Survey:**

Web-based application where LEAs will submit their responses collected on the TEKS Certification 2025–26 Form, and where LEAs will upload the signature page of the Form.

This year's Certification Process requires:

- The completion of the Certification 2025–26 Form;
- Ratification by the LEA's board of trustees or governing body in an open, public-noticed meeting; and
- Submission of the Certification 2025–26 Survey and upload of the ratified Certification 2025–26 Form.

TEA recommends that LEAs complete these steps by **May 1, 2025**. The Certification 2025–26 Form can be accessed at the following link on the [Certification of Provision of Instructional Materials webpage](#).

The state online instructional materials ordering system, EMAT, will close for annual maintenance on March 28, 2025, and is scheduled to reopen on May 15, 2025. **Completion of the Certification Process is required to regain access to allotment funds when EMAT reopens in May of 2025.**

Certification 2025–26 Survey submissions received after May 15, 2025, will typically be processed within five business days, then access to EMAT provided.

## Instructions to Complete the Certification Process for 2025–26

1. **Review the Certification 2025–26 Form:** Print the fillable TEKS Certification 2025–26 Form found on the [Certification of Provision of Instructional Materials webpage](#).
2. **Gather information:** The form may require consultation with content area leads or other LEA staff.
3. **Complete Certification 2025–26 Form:** Complete the TEKS Certification 2025–26 Form by hand or digitally.
4. **Obtain needed signatures:** Ratify the **Certification 2025–26 Form** by the LEA's board of trustees or governing body in an upcoming, open board meeting.
5. **Submit Certification 2025–26 Survey:** Complete the online Certification 2025–26 Survey by answering the questions. Inside the survey you will upload the signed Allotment and Certification 2025–26 Form from Step 4. The survey will be open for submissions beginning Monday, March 17, 2025, and will be located on the [Certification of Provision of Instructional Materials webpage](#).

## Additional Supports

- TEA will be hosting a webinar to review the Certification 2025–26 Process on *Monday, March 24th, at 2:00 p.m. CDT*. [Registration](#) is required.
- TEA will host office hours to support LEAs with the Certification of Provision of Instructional Materials process; registration is required.
  - Monday, March 31st at 11:00 a.m. CDT | [Register on Zoom](#)
  - Thursday, April 3rd, at 11:00 a.m. CDT. | [Register on Zoom](#)
- To facilitate completion of this year's submission, LEAs may request a copy of their previous year's submission by submitting a [Help Desk Ticket](#).
- For questions about the Certification 2025–26 Form, Survey, or Process, please submit a [Help Desk Ticket](#).

## Review Terminology

### *Additional Supports*

- **Scope and Sequence:** A document that provides a brief outline of the standards and a recommended teaching order for a particular course/grade-level over the course of a school year.
- **Full-subject materials** (often referred to as Tier 1 or core materials): instructional material designed to, if implemented as designed, provide a student with mastery of the essential knowledge and skills for a certain subject and grade level without the need for supplementation.
- **Supplemental materials** (may be used in Tier 1, Tier 2, or Tier 3 settings): instructional material designed to assist in the instruction of one or more of the essential knowledge and skills
- **SBOE-Approved Instructional Materials:** SBOE-approved instructional materials are any materials that go through the IMRA process and receive approval by the SBOE. In Texas, SBOE-approved instructional materials are considered HQIM and qualify for the SBOE-Approved Instructional Materials Entitlement as outlined in Section 48.307.
- **State-Adopted Instructional Materials:** state-adopted instructional materials were reviewed and adopted in the preceding Proclamation process. These materials have not been reviewed in the IMRA process, are not considered HQIM (per the Texas definition), and are not eligible for additional HB 1605 funding entitlements.

## **About the Qualtrics Survey**

Within the Qualtrics survey you will be given a list of commonly known publishers and products. Should your LEA use a LEA-developed product, or the product is not listed, you will be asked to write in the name of the publisher and product.

You can find a list instructional materials on the [Certification of Provision of Instructional Materials webpage](#).

# Certification 2025–26 Survey

## Background Information

Judy Boone

QUESTION 1.0: Name of person completing this form

QUESTION 1.1: Your email address

jboone01@irvingisd.net

QUESTION 1.2: Select the role that best describes your position at your district or charter: [Single Select]

- Instructional Materials Coordinator
- Curriculum Director
- Principal
- Administrative Assistant
- Superintendent
- Other

## LEA Information

10

QUESTION 2.0: Region #

QUESTION 2.1: LEA name and number

057912

QUESTION 2.2: Superintendent's name

Magda Hernandez

QUESTION 2.3: Superintendent's email address

mhernandez@irvingisd.net

QUESTION 2.4: School board president's or governing body's name

Dr. Rosemary Robbins

QUESTION 2.5: School board president's or governing body's email address

rorobbins@irvingisd.net

QUESTION 2.6: Date of the school board meeting at which the Certification Form was be presented and approved?

March 24, 2025

## Reading Language Arts Certification

### Scope and Sequence - All Grade Levels RLA

#### QUESTION 3.0:

Are instructional materials for English RLA and phonics managed at the LEA level and generally consistent across classrooms?

Yes

No

## English Reading Language Arts K–5 TEKS Coverage Certification

#### QUESTION 4.0:

For school year 2025–26, will your LEA provide materials to cover 100% of the **English RLA TEKS grades K–5?** (This includes teacher- or LEA-developed materials. You may select "yes" even if not all classrooms use the same materials). [Single Select]

Yes

No

## English Reading Language Arts K–5 Instructional Materials

#### QUESTION 5.0:

Share the **full-subject and/or supplemental** publisher(s)/ product(s) that teachers in your district will use regularly (once a week or more, on average) for **English RLA and/ or Phonics grades K–5** instruction to ensure coverage of 100% of the TEKS.

Full-subject instructional materials (often referred to as Tier 1 or core materials): Instructional materials designed to, if implemented as designed, provide a student with mastery of the essential knowledge and skills for a certain subject and grade level without the need for supplementation.

Supplemental Materials (may be used in Tier 1, Tier 2, or Tier 3 settings): instructional materials designed to assist in the instruction of one or more essential knowledge and skill.

**English RLA and/ or Phonics grades K–5** full-subject and/or supplemental publisher(s)/ product(s) used:

Bluebonnet Learning K–5 Reading Language Arts,  
Edition 1 Bluebonnet Learning Foundational Skills  
(K-3)

QUESTION 5.1:

(If above answer includes SBOE-Approved Bluebonnet Learning instructional materials):

What is the estimated number of students in your LEA that are using *Bluebonnet Learning Reading Language Arts, Edition 1* (grades K–5) in their classroom on a regular basis?

9,880

QUESTION 5.2:

(If above answer includes SBOE-Approved Bluebonnet Learning instructional materials):

What is the estimated number of students in your LEA that are using *Bluebonnet Learning Foundational Skills, Edition 1* (grades K–3) in their classroom on a regular basis?

5,720

## Spanish Reading Language Arts K–5 TEKS Coverage Certification

QUESTION 6.0:

For school year 2025–26, will your LEA provide materials to cover 100% of the **Spanish RLA TEKS grades K–5**? (This includes teacher- or LEA-developed materials. You may select "yes" even if not all classrooms use the same materials) [Single select]

Yes

No

## Spanish Reading Language Arts K–5 Instructional Materials

QUESTION 7.0:

Share the **full subject and/or supplemental** publisher(s)/product(s) that teachers in your district will use regularly (once a week or more, on average) for **Spanish RLA and/or Phonics grades K–5** instruction to ensure coverage of 100% of the TEKS. [Single select for each grade band]

Full-subject instructional materials (often referred to as Tier 1 or core materials): Instructional materials designed to, if implemented as designed, provide a student with mastery of the essential knowledge and skills for a certain subject and grade level without the need for supplementation.

Supplemental Materials (may be used in Tier 1, Tier 2, or Tier 3 settings): Instructional materials designed to assist in the instruction of one or more essential knowledge and skill.

**Spanish RLA and/or Phonics grades K–5** full-subject and/or supplemental publisher(s)/ product(s) used:

Bluebonnet Learning K–5 Reading Language Arts,  
Edition 1 (Aprendizaje Bluebonnet artes del  
lenguaje y lectura, piloto) Bluebonnet Learning  
Foundation Skills (Destrezas Fundamentales K–3)

QUESTION 7.1:

(If above answer includes *Aprendizaje Bluebonnet* pilot instructional materials instructional materials):

What is the estimated number of students in your LEA that are using *Aprendizaje Bluebonnet artes del lenguaje y lectura, piloto* (grados K–5) in their classroom on a regular basis?

6,897

QUESTION 7.2:

What is the estimated number of students in your LEA that are using *Aprendizaje Bluebonnet destrezas fundamentales, piloto* (grados K–2) in their classroom on a regular basis?

4,192

## English Reading Language Arts (RLA) 6–8 TEKS Coverage Certification

QUESTION 8.0:

For school year 2025–26, will your LEA provide materials to cover 100% of the **English RLA TEKS grades 6–8**? (This includes teacher- or LEA-developed materials. You may select "yes" even if not all classrooms use the same materials) [Single select]

Yes

No

## English Reading Language Arts (RLA) 6–8 Instructional Materials

### QUESTION 9.0:

Share the **full subject and/or supplemental** publisher(s)/product(s) that teachers in your LEA will use regularly (once a week or more, on average) for **English RLA grades 6–8** instruction to ensure coverage of 100% of the TEKS.

Full-subject instructional materials (often referred to as Tier 1 or core materials): Instructional materials designed to, if implemented as designed, provide a student with mastery of the essential knowledge and skills for a certain subject and grade level without the need for supplementation.

Supplemental Materials (may be used in Tier 1, Tier 2, or Tier 3 settings): instructional materials designed to assist in the instruction of one or more essential knowledge and skill.

**English RLA grades 6–8** full-subject and/or supplemental publisher(s)/ product(s) used:

Houghton-Mifflin-Harcourt - Into Literature

## English Reading Language Arts (RLA) 9–12 TEKS Coverage Certification

### QUESTION 10.0:

For school year 2025–26, will your LEA provide materials to cover 100% of the **English RLA TEKS grades 9–12**? (This includes teacher- or LEA-developed materials. You may select "yes" even if not all classrooms use the same materials.)

Yes

No

## English Reading Language Arts (RLA) 9–12 Instructional Materials

### QUESTION 11.0:

Are the **full-subject and/or supplemental** publisher(s)/ product(s) that teachers in your LEA will use regularly (once a week or more, on average) for **English RLA grades 9–12** instruction to ensure coverage of 100% of the TEKS.

Full-subject instructional materials (often referred to as Tier 1 or core materials): Instructional materials designed to, if implemented as designed, provide a student with mastery of the essential knowledge and skills for a certain subject and grade level without the need for supplementation.

Supplemental Materials (may be used in Tier 1, Tier 2, or Tier 3 settings): instructional materials designed to assist in the instruction of one or more essential knowledge and skill.

Houghton-Mifflin-Harcourt - Into Literature

**English RLA grades 9–12** full-subject and/or supplemental publisher(s)/ product(s) used:

## Mathematics Certification

### Scope and Sequence - All Grade Levels Mathematics

QUESTION 12.0:

Are instructional materials for mathematics managed at the LEA level and generally consistent across classrooms? ?

Yes

No

### Mathematics K–5 TEKS Coverage Certification

QUESTION 13.0:

For school year 2025–26, will your LEA provide materials to cover 100% of the **mathematics TEKS grades K–5**? (This includes teacher- or LEA-developed materials. You may select "yes" even if not all classrooms use the same materials). [Single Select]

Yes

No

### Mathematics K–5 Instructional Materials

QUESTION 14.0:

Share the **full-subject and/or supplemental** publisher(s)/product(s) that teachers in your LEA will use regularly (once a week or more, on average) for **mathematics grades K–5** instruction to ensure coverage of 100% of the TEKS.

Full-subject instructional materials (often referred to as Tier 1 or core materials): Instructional materials designed to, if implemented as designed, provide a student with mastery of the essential knowledge and skills for a certain subject and grade level without the need for supplementation.

Supplemental Materials (may be used in Tier 1, Tier 2, or Tier 3 settings): instructional materials designed to assist in the instruction of one or more essential knowledge and skill.

**Mathematics grades K–5** full-subject and/or supplemental publisher(s)/ product(s) used:

- Bluebonnet Learning K-5 Math, Edition 1

QUESTION 14.1:

(If above answers include *Bluebonnet Learning* instructional materials instructional materials):

What is the estimated number of students in your LEA that are using Bluebonnet Learning, Edition 1 (grades K–5) in their classroom on a regular basis?

14,712

## Mathematics 6–8 TEKS Coverage Certification

QUESTION 15.0

For school year 2025–26, will your LEA provide materials to cover 100% of the **mathematics TEKS grades 6–8**? (This includes teacher- or LEA-developed materials. You may select “yes” even if not all classrooms use the same materials). [Single Select]

Yes

No

## Mathematics 6–8 Instructional Materials

QUESTION 16.0:

Share the **full-subject and/or supplemental** publisher(s)/product(s) that teachers in your LEA or charter will regularly use (once a week or more, on average) for **mathematics grades 6–8** instruction to ensure coverage of 100% of the TEKS.

Full-subject instructional materials (often referred to as Tier 1 or core materials): Instructional materials designed to, if implemented as designed, provide a student with mastery of the essential knowledge and skills for a certain subject and grade level without the need for supplementation.

Supplemental Materials (may be used in Tier 1, Tier 2, or Tier 3 settings): instructional materials designed to assist in the instruction of one or more essential knowledge and skill.

**Mathematics grades 6–8** full-subject and/or supplemental publisher(s)/ product(s) used:

- StemScopes Tx Math 6-8
- Big Ideas Learning - Algebra I
- Big Ideas Learning – Geometry

QUESTION 16.0B:

(If above answers include Bluebonnet Learning instructional materials instructional materials):

What is the estimated number of students in your LEA that are using Bluebonnet Learning Secondary Mathematics, Edition 1 (grades 6–8, Algebra I) in their classroom on a regular basis?

4,920

## Mathematics 9–12 TEKS Coverage Certification

QUESTION 17.0:

For School Year 2025–26, will your LEA provide materials to cover 100% of the **mathematics TEKS grades 9–12**? (This includes teacher- or LEA-developed materials. You may select "yes" even if not all classrooms use the same materials). [Single Select]

Yes

No

## Mathematics 9–12 Instructional Materials

QUESTION 18.0:

Share the **full-subject and/or supplemental** publisher(s)/ product(s) that teachers in your LEA or charter will regularly use (once a week or more, on average) for **mathematics grades 9–12** instruction to ensure coverage of 100% of the TEKS.

Full-subject instructional materials (often referred to as Tier 1 or core materials): Instructional materials designed to, if implemented as designed, provide a student with mastery of the essential knowledge and skills for a certain subject and grade level without the need for supplementation.

Supplemental Materials (may be used in Tier 1, Tier 2, or Tier 3 settings): instructional materials designed to assist in the instruction of one or more essential knowledge and skill.

**Mathematics grades 9–12** full-subject and/or supplemental publisher(s)/ product(s) used:

- StemScopes - Algebra I
- Big Ideas - Algebra II
- Big Ideas - Geometry
- Cengage – Precalculus
- Savvas -Statistics
- Cosenza - Algebraic Reasoning

## Social Studies Certification

### Scope and Sequence - All Grade Levels Social Studies

QUESTION 19.0:

Are instructional materials for social studies managed at the LEA level and generally consistent across classrooms?

Yes

No

### Social Studies K–5 TEKS Coverage Certification

QUESTION 20.0:

For school year 2025–26, will your LEA provide materials to cover 100% of the **social studies TEKS grades K–5**? (This includes teacher- or LEA-developed materials. You may select "yes" even if not all classrooms use the same materials)

Yes

No

### Social Studies K–5 Instructional Materials

QUESTION 21.0:

Share the **full-subject and/or supplemental** publisher(s)/product(s) that teachers in your LEA or charter will regularly use (once a week or more, on average) for **social studies grades K–5** instruction to ensure coverage of 100% of the TEKS.

Full-subject instructional materials (often referred to as Tier 1 or core materials): Instructional materials designed to, if implemented as designed, provide a student with mastery of the essential knowledge and skills for a certain subject and grade level without the need for supplementation.

Supplemental Materials (may be used in Tier 1, Tier 2, or Tier 3 settings): instructional materials designed to assist in the instruction of one or more essential knowledge and skill.

**Social Studies grades K–5** full-subject and/or supplemental publisher(s)/ product(s) used:

- Social Studies Weekly Grades K-2
- Pearson MyWorld Grades 3-5

## Social Studies 6–8 TEKS Coverage Certification

### QUESTION 22.0:

For school year 2025–26, will your LEA provide materials to cover 100% of the **social studies TEKS grades 6–8**? (This includes teacher- or LEA-developed materials. You may select "yes" even if not all classrooms use the same materials)

Yes

No

## Social Studies 6–8 Instructional Materials

### QUESTION 23.0:

Select **full-subject and/or supplemental** publisher(s)/ product(s) that teachers in your LEA or charter will regularly use (once a week or more, on average) for **social studies grades 6–8** instruction to ensure coverage of 100% of the TEKS.

Full-subject instructional materials (often referred to as Tier 1 or core materials): Instructional materials designed to, if implemented as designed, provide a student with mastery of the essential knowledge and skills for a certain subject and grade level without the need for supplementation.

Supplemental Materials (may be used in Tier 1, Tier 2, or Tier 3 settings): instructional materials designed to assist in the instruction of one or more essential knowledge and skill.

**Social Studies grades 6–8** full-subject and/or supplemental publisher(s)/ product(s) used:

- McGraw Hill World Cultures and Geography - Grade 6
- McGraw Hill Texas History - Grade 7
- Pearson (SAVVAS) Texas Version - United States History: Colonization to Reconstruction - Grade 8

## Social Studies 9–12 TEKS Coverage Certification

### QUESTION 24.0:

For school year 2025–26, will your LEA provide materials to cover 100% of the **social studies TEKS grades 9–12**? (This includes teacher- or LEA-developed materials. You may select "yes" even if not all classrooms use the same materials)

Yes

No

## Social Studies 9–12 Instructional Materials

### QUESTION 25.0:

Share the **full-subject and/or supplemental** publisher(s)/ product(s) that teachers in your LEA or charter will regularly use (once a week or more, on average) for **social studies grades 9–12** instruction to ensure coverage of 100% of the TEKS.

Full-subject instructional materials (often referred to as Tier 1 or core materials): Instructional materials designed to, if implemented as designed, provide a student with mastery of the essential knowledge and skills for a certain subject and grade level without the need for supplementation.

Supplemental Materials (may be used in Tier 1, Tier 2, or Tier 3 settings): instructional materials designed to assist in the instruction of one or more essential knowledge and skill.

**Social Studies grades 9–12** full-subject and/or supplemental publisher(s)/ product(s) used:

- McGraw Hill School Education - United States Government Print and Digital Resources
- McGraw Hill - World Geography
- McGraw Hill - World History
- McGraw Hill - Economics Print and Digital Resources
- Pearson (SAVVAS) Texas Version: US History 1877 to Present
- Pearson (SAVVAS) African American Odyssey Print and Digital
- Houghton Mifflin Harcourt – Sociology Print and Digital
- McGraw Hill – Psychology Print and Digital
- Ramsey Foundations – Personal Financial Literacy Print and Digital

## Science Certification

### Scope and Sequence - All Grade Levels Science

#### QUESTION 26.0:

Are instructional materials for science managed at the LEA level and generally consistent across classrooms?

- Yes  
 No

### Science K–5 TEKS Coverage Certification

#### QUESTION 27.0:

For school year 2025–26, will your LEA provide materials to cover 100% of the **science TEKS grades K–5**? (This includes teacher- or LEA-developed materials. You may select "yes" even if not all classrooms use the same materials)

- Yes  
 No

### Science K–5 Instructional Materials

#### QUESTION 28.0:

Share the **full-subject and/or supplemental** publisher(s)/ product(s) that teachers in your LEA or charter will regularly use (once a week or more, on average) for **science grades K–5** instruction to ensure coverage of 100% of the TEKS.

Full-subject instructional materials (often referred to as Tier 1 or core materials): Instructional materials designed to, if implemented as designed, provide a student with mastery of the essential knowledge and skills for a certain subject and grade level without the need for supplementation.

Supplemental Materials (may be used in Tier 1, Tier 2, or Tier 3 settings): instructional materials designed to assist in the instruction of one or more essential knowledge and skill.

**Science grades K–5** full-subject and/or supplemental publisher(s)/ product(s) used:

McGraw Hill Texas Science K-5

### Science 6–8 TEKS Coverage Certification

#### QUESTION 29.0:

For school year 2025–26, will your LEA provide materials to cover 100% of the **science TEKS grades 6–8**? (This includes teacher- or LEA-developed materials. You may select "yes" even if not all classrooms use the same materials)

Yes

No

## Science 6–8 Instructional Materials

### QUESTION 30.0:

Share the **full-subject and/or supplemental** publisher(s)/product(s) that teachers in your LEA or charter will regularly use (once a week or more, on average) for **science grades 6–8** instruction to ensure coverage of 100% of the TEKS.

Full-subject instructional materials (often referred to as Tier 1 or core materials): Instructional materials designed to, if implemented as designed, provide a student with mastery of the essential knowledge and skills for a certain subject and grade level without the need for supplementation.

Supplemental Materials (may be used in Tier 1, Tier 2, or Tier 3 settings): instructional materials designed to assist in the instruction of one or more essential knowledge and skill.

**Science grades 6–8** full-subject and/or supplemental publisher(s)/ product(s) used:

Savvas Learning Company Texas Experience Science 6-8

## Science 9–12 TEKS Coverage Certification

### QUESTION 31.0:

For school year 2025–26, will your LEA provide materials to cover 100% of the **science TEKS grades 9–12**? (This includes teacher- or LEA-developed materials. You may select "yes" even if not all classrooms use the same materials)

Yes

No

## Science 9–12 Instructional Materials

### QUESTION 32.0:

Share the **full-subject and/or supplemental** publisher(s)/ product(s) that teachers in your district or charter will regularly use (once a week or more, on average) for **science grades 9–12** instruction to ensure coverage of 100% of the TEKS.

Full-subject instructional materials (often referred to as Tier 1 or core materials): Instructional materials designed to, if implemented as designed, provide a student with mastery of the essential knowledge and skills for a certain subject and grade level without the need for supplementation.

Supplemental Materials (may be used in Tier 1, Tier 2, or Tier 3 settings): instructional materials designed to assist in the instruction of one or more essential knowledge and skill.

**Science grades 9–12** full-subject and/or supplemental publisher(s)/ product(s) used:

- **Biology - Savvas Learning Company Texas Miller & Levine Experience Biology**
- **Chemistry - Savvas Learning Company Texas Experience Chemistry**
- **Physics - Savvas Learning Company Texas Experience Physics**
- **Integrated Physics and Chemistry - McGraw Hill Texas Integrated Physics and Chemistry**
- **Astronomy - McGraw Hill Texas Exploration: An Introduction to Astronomy, 9th Edition**
- **Environmental Systems - McGraw Hill Texas Principles of Environmental Science**

# Children's Internet Protection Act

## The Children's Internet Protection Act

The Children's internet protection Act (CIPA) was enacted by Congress in 2000 to address concerns about children's access to obscene or harmful content over the Internet. (You may find more information on the FCC website.)

In accordance with Texas Administrative Code 19 TAC §66.105, school districts or charter schools are required to certify that they protect against access to obscene or harmful content in compliance with the requirements for certification under the Children's Internet Protection Act, 47 USC §254(h)(5)(B) and (C, Section [28.0022](#), [Section 43.22](#), Penal Code, and any other law or regulation that protects students from obscene or harmful content.

QUESTION 33.0: Does your district or charter school protect against access to obscene or harmful content in compliance with the requirements for certification under the Children's Internet Protection Act, 47 USC §254(h)(5)(B) and (C)., Section 28.0022, Penal Code, and any other law or regulation that protects students from obscene or harmful content?

Yes

No

## Additional Informational Questions (Optional)\*

### QUESTION 35.0:

Has your LEA used, or do you plan to use, Instructional Materials Review and Approval (IMRA) Cycle 2024 reports to inform local decisions related to instructional materials adoption?

(Note: IMRA replaced the State Board of Education's Proclamation process and the Texas Resource Review (TRR))

Yes

No

### QUESTION 35.1:

**If "Yes" is selected:** In which subject area(s) have you used the TRR to obtain information about the quality of products? \*

- English Reading Language Arts
- Spanish Reading Language Arts
- English Phonics
- Spanish Phonics
- Mathematics

### QUESTION 35.2:

On a scale from 0 to 10, how effectively do you believe the IMRA reports support LEA adoption of high-quality instructional materials? 0 (Not at all) to 10 (Extremely effectively)\*

- 0.
- 1.
- 2.
- 3.
- 4.
- 5.
- 6.
- 7.
- 8.
- 9.
- 10.

QUESTION 36.0:

Assessment Platform: Select the assessment platform (if any) your LEA leverages for unit/module, diagnostic, or interim, and for which type of assessments.

Product	Interim	Diagnostic	Unit/Module Formatives
Eduphoria	<input type="checkbox"/>	<input type="checkbox"/>	<input checked="" type="checkbox"/>
DMCA	<input type="checkbox"/>	<input type="checkbox"/>	<input type="checkbox"/>
Texas Formative Assessment Resource	<input type="checkbox"/>	<input type="checkbox"/>	<input type="checkbox"/>
STAAR Interim	<input checked="" type="checkbox"/>	<input type="checkbox"/>	<input type="checkbox"/>
Other:	<input type="checkbox"/>	<input checked="" type="checkbox"/>	<input type="checkbox"/>
<input type="text" value="MCLASS"/>	<input type="checkbox"/>	<input type="checkbox"/>	<input type="checkbox"/>
Other:	<input checked="" type="checkbox"/>	<input type="checkbox"/>	<input type="checkbox"/>
<input type="text" value="Core Phonics Survey"/>	<input type="checkbox"/>	<input type="checkbox"/>	<input type="checkbox"/>
Other:	<input checked="" type="checkbox"/>	<input type="checkbox"/>	<input type="checkbox"/>
<input type="text" value="NWEA MAP"/>	<input type="checkbox"/>	<input type="checkbox"/>	<input type="checkbox"/>

## **Certification 2025–26 Survey Ratification [Printed and uploaded PDF]**

In accordance with [Texas Education Code §31.1011](#), school districts and open-enrollment charter schools are required to certify annually to the State Board of Education and the commissioner that, for each subject in the required curriculum other than physical education, students have access to instructional materials that cover all the Texas Essential Knowledge and Skills (TEKS) for the coming school year.

Additionally, in accordance with Texas Administrative Code [19 TAC §66.105](#), school districts or charter schools are required to certify that they protect against access to obscene or harmful content in compliance with the requirements for certification under the Children's Internet Protection Act, 47 USC §254(h)(5)(B) and (C).

These certifications must be ratified by local school boards of trustees or governing bodies in public, noticed meetings. Districts and open-enrollment charter schools will be unable to order instructional materials through EMAT until the certifications have been received by the Texas Education Agency (TEA).

Other Certified Subject Areas

QUESTION 40.0:

Please select each subject in the required curriculum below for which your district provides each student with instructional materials that cover all elements of the essential knowledge and skills: [multiple select]

- Career & Technical Education
- Fine Arts
- Health
- Technology Applications
- English Language Proficiency Standards
- Languages Other Than English
- None

District County Number (6-digit ID):

057912

District Name:

Irving ISD

Date of Ratification by Local School Board of Trustees or Governing Body:

March 24, 2025

Signature of the Board President and Secretary or Governing Board Officer

 03-24-2025  
 Board President Date

  
 Board Secretary

After ratification, please scan the last page of this form and submit to TEA through the electronic Certification of Provision of Instructional Materials Survey.

# **Certification of Provision of Instructional Materials Survey 2025–26**

# Table of Contents

Table of Contents .....	- 2 -
Survey Pre-Work .....	- 4 -
2025–26 Certification of Provision of Instructional Materials .....	- 4 -
Instructions to Complete the Certification Process for 2025–26 .....	- 5 -
Additional Supports .....	- 5 -
Review Terminology .....	- 5 -
About the Qualtrics Survey .....	- 6 -
Certification 2025–26 Survey .....	- 7 -
Background Information.....	- 7 -
LEA Information .....	- 7 -
Reading Language Arts Certification.....	- 8 -
Scope and Sequence - All Grade Levels RLA.....	- 8 -
English Reading Language Arts K–5 TEKS Coverage Certification .....	- 8 -
English Reading Language Arts K–5 Instructional Materials .....	- 8 -
Spanish Reading Language Arts K–5 TEKS Coverage Certification .....	- 9 -
Spanish Reading Language Arts K–5 Instructional Materials .....	- 9 -
English Reading Language Arts 6–8 TEKS Coverage Certification.....	- 10 -
English Reading Language Arts 6–8 Instructional Materials.....	- 11 -
English Reading Language Arts 9–12 TEKS Coverage Certification .....	- 11 -
English Reading Language Arts 9–12 Instructional Materials .....	- 11 -
Mathematics Certification .....	- 13 -
Scope and Sequence - All Grade Levels Mathematics.....	- 13 -
Mathematics K–5 TEKS Coverage Certification .....	- 13 -
Mathematics K–5 Instructional Materials .....	- 13 -
Mathematics 6–8 TEKS Coverage Certification .....	- 14 -
Mathematics 6–8 Instructional Materials .....	- 14 -
Mathematics 9–12 TEKS Coverage Certification .....	- 15 -
Mathematics 9–12 Instructional Materials .....	- 15 -
Social Studies Certification .....	- 16 -
Scope and Sequence - All Grade Levels Social Studies .....	- 16 -
Social Studies K–5 TEKS Coverage Certification .....	- 16 -

Social Studies K–5 Instructional Materials .....	- 16 -
Social Studies 6–8 TEKS Coverage Certification .....	- 17 -
Social Studies 6–8 Instructional Materials .....	- 17 -
Social Studies 9–12 TEKS Coverage Certification .....	- 17 -
Social Studies 9–12 Instructional Materials .....	- 18 -
Science Certification .....	- 19 -
Scope and Sequence - All Grade Levels Science .....	- 19 -
Science K–5 TEKS Coverage Certification .....	- 19 -
Science K–5 Instructional Materials .....	- 19 -
Science 6–8 TEKS Coverage Certification .....	- 19 -
Science 6–8 Instructional Materials .....	- 20 -
Science 9–12 TEKS Coverage Certification .....	- 20 -
Science 9–12 Instructional Materials .....	- 21 -
Children’s Internet Protection Act .....	- 22 -
The Children's Internet Protection Act .....	- 22 -
Additional Informational Questions (Optional)* .....	- 23 -
Certification 2025-26 Survey Ratification [Printed and uploaded PDF] .....	- 25 -
Other Certified Subject Areas .....	- 26 -

# Survey Pre-Work

## 2025–26 Certification of Provision of Instructional Materials

In accordance with [Texas Education Code 31.1011](#), local educational agencies (LEAs) are required to certify annually to the State Board of Education (SBOE) and the commissioner that students have access to instructional materials covering all Texas Essential Knowledge and Skills (TEKS) for all required subjects, except physical education.

Additionally, LEAs are required to certify that they protect against access to obscene or harmful content in compliance with the requirements for certification under (i) the Children's Internet Protection Act (Pub. L. No. 106-554); (ii) Section [28.0022](#); (iii) Section [43.22](#), Penal Code; and (iv) any other law or regulation that protects students from obscene or harmful content. The TEKS Certification 2025–26 Survey includes a section to allow LEAs to certify they meet this requirement.

Like last year's process, the agency will utilize the following tools:

### **Certification 2025–26 Form:**

Printable, hard copy of the survey to be completed offline and presented to the board of trustees or governing body for ratification and signatures.

### **Certification 2025–26 Survey:**

Web-based application where LEAs will submit their responses collected on the TEKS Certification 2025–26 Form, and where LEAs will upload the signature page of the Form.

This year's Certification Process requires:

- The completion of the Certification 2025–26 Form;
- Ratification by the LEA's board of trustees or governing body in an open, public-noticed meeting; and
- Submission of the Certification 2025–26 Survey and upload of the ratified Certification 2025–26 Form.

TEA recommends that LEAs complete these steps by **May 1, 2025**. The Certification 2025–26 Form can be accessed at the following link on the [Certification of Provision of Instructional Materials webpage](#).

The state online instructional materials ordering system, EMAT, will close for annual maintenance on March 28, 2025, and is scheduled to reopen on May 15, 2025. **Completion of the Certification Process is required to regain access to allotment funds when EMAT reopens in May of 2025.**

Certification 2025–26 Survey submissions received after May 15, 2025, will typically be processed within five business days, then access to EMAT provided.

## Instructions to Complete the Certification Process for 2025–26

1. **Review the Certification 2025–26 Form:** Print the fillable TEKS Certification 2025–26 Form found on the [Certification of Provision of Instructional Materials webpage](#).
2. **Gather information:** The form may require consultation with content area leads or other LEA staff.
3. **Complete Certification 2025–26 Form:** Complete the TEKS Certification 2025–26 Form by hand or digitally.
4. **Obtain needed signatures:** Ratify the **Certification 2025–26 Form** by the LEA's board of trustees or governing body in an upcoming, open board meeting.
5. **Submit Certification 2025–26 Survey:** Complete the online Certification 2025–26 Survey by answering the questions. Inside the survey you will upload the signed Allotment and Certification 2025–26 Form from Step 4. The survey will be open for submissions beginning Monday, March 17, 2025, and will be located on the [Certification of Provision of Instructional Materials webpage](#).

## Additional Supports

- TEA will be hosting a webinar to review the Certification 2025–26 Process on *Monday, March 24th, at 2:00 p.m. CDT*. [Registration](#) is required.
- TEA will host office hours to support LEAs with the Certification of Provision of Instructional Materials process; registration is required.
  - Monday, March 31st at 11:00 a.m. CDT | [Register on Zoom](#)
  - Thursday, April 3rd, at 11:00 a.m. CDT. | [Register on Zoom](#)
- To facilitate completion of this year's submission, LEAs may request a copy of their previous year's submission by submitting a [Help Desk Ticket](#).
- For questions about the Certification 2025–26 Form, Survey, or Process, please submit a [Help Desk Ticket](#).

## Review Terminology

### *Additional Supports*

- **Scope and Sequence:** A document that provides a brief outline of the standards and a recommended teaching order for a particular course/grade-level over the course of a school year.
- **Full-subject materials** (often referred to as Tier 1 or core materials): instructional material designed to, if implemented as designed, provide a student with mastery of the essential knowledge and skills for a certain subject and grade level without the need for supplementation.
- **Supplemental materials** (may be used in Tier 1, Tier 2, or Tier 3 settings): instructional material designed to assist in the instruction of one or more of the essential knowledge and skills
- **SBOE-Approved Instructional Materials:** SBOE-approved instructional materials are any materials that go through the IMRA process and receive approval by the SBOE. In Texas, SBOE-approved instructional materials are considered HQIM and qualify for the SBOE-Approved Instructional Materials Entitlement as outlined in Section 48.307.
- **State-Adopted Instructional Materials:** state-adopted instructional materials were reviewed and adopted in the preceding Proclamation process. These materials have not been reviewed in the IMRA process, are not considered HQIM (per the Texas definition), and are not eligible for additional HB 1605 funding entitlements.

### **About the Qualtrics Survey**

Within the Qualtrics survey you will be given a list of commonly known publishers and products. Should your LEA use a LEA-developed product, or the product is not listed, you will be asked to write in the name of the publisher and product.

You can find a list instructional materials on the [Certification of Provision of Instructional Materials webpage](#).

# Certification 2025–26 Survey

## Background Information

QUESTION 1.0: Name of person completing this form

Judy Boone

QUESTION 1.1: Your email address

jboone01@irvingisd.net

QUESTION 1.2: Select the role that best describes your position at your district or charter: [Single Select]

- Instructional Materials Coordinator
- Curriculum Director
- Principal
- Administrative Assistant
- Superintendent
- Other

## LEA Information

QUESTION 2.0: Region #

10

QUESTION 2.1: LEA name and number

057912

QUESTION 2.2: Superintendent's name

Magda Hernandez

QUESTION 2.3: Superintendent's email address

mhernandez@irvingisd.net

QUESTION 2.4: School board president's or governing body's name

Dr. Rosemary Robbins

QUESTION 2.5: School board president's or governing body's email address

rorobbins@irvingisd.net

QUESTION 2.6: Date of the school board meeting at which the Certification Form was be presented and approved?

March 24, 2025

## Reading Language Arts Certification

### Scope and Sequence - All Grade Levels RLA

#### QUESTION 3.0:

Are instructional materials for English RLA and phonics managed at the LEA level and generally consistent across classrooms?

Yes

No

## English Reading Language Arts K–5 TEKS Coverage Certification

#### QUESTION 4.0:

For school year 2025–26, will your LEA provide materials to cover 100% of the **English RLA TEKS grades K–5?** (This includes teacher- or LEA-developed materials. You may select "yes" even if not all classrooms use the same materials). [Single Select]

Yes

No

## English Reading Language Arts K–5 Instructional Materials

#### QUESTION 5.0:

Share the **full-subject and/or supplemental** publisher(s)/ product(s) that teachers in your district will use regularly (once a week or more, on average) for **English RLA and/ or Phonics grades K–5** instruction to ensure coverage of 100% of the TEKS.

Full-subject instructional materials (often referred to as Tier 1 or core materials): Instructional materials designed to, if implemented as designed, provide a student with mastery of the essential knowledge and skills for a certain subject and grade level without the need for supplementation.

Supplemental Materials (may be used in Tier 1, Tier 2, or Tier 3 settings): instructional materials designed to assist in the instruction of one or more essential knowledge and skill.

**English RLA and/ or Phonics grades K–5** full-subject and/or supplemental publisher(s)/ product(s) used:

Bluebonnet Learning K–5 Reading Language Arts, Edition 1

Bluebonnet Learning Foundational Skills

QUESTION 5.1:

(If above answer includes SBOE-Approved Bluebonnet Learning instructional materials):

What is the estimated number of students in your LEA that are using *Bluebonnet Learning Reading Language Arts, Edition 1* (grades K–5) in their classroom on a regular basis?

9,880

QUESTION 5.2:

(If above answer includes SBOE-Approved Bluebonnet Learning instructional materials):

What is the estimated number of students in your LEA that are using *Bluebonnet Learning Foundational Skills, Edition 1* (grades K–3) in their classroom on a regular basis?

5,720

## Spanish Reading Language Arts K–5 TEKS Coverage Certification

QUESTION 6.0:

For school year 2025–26, will your LEA provide materials to cover 100% of the **Spanish RLA TEKS grades K–5**? (This includes teacher- or LEA-developed materials. You may select "yes" even if not all classrooms use the same materials) [Single select]

Yes

No

## Spanish Reading Language Arts K–5 Instructional Materials

QUESTION 7.0:

Share the **full subject and/or supplemental** publisher(s)/product(s) that teachers in your district will use regularly (once a week or more, on average) for **Spanish RLA and/or Phonics grades K–5** instruction to ensure coverage of 100% of the TEKS. [Single select for each grade band]

Full-subject instructional materials (often referred to as Tier 1 or core materials): Instructional materials designed to, if implemented as designed, provide a student with mastery of the essential knowledge and skills for a certain subject and grade level without the need for supplementation.

Supplemental Materials (may be used in Tier 1, Tier 2, or Tier 3 settings): Instructional materials designed to assist in the instruction of one or more essential knowledge and skill.

**Spanish RLA and/or Phonics grades K-5** full-subject and/or supplemental publisher(s)/ product(s) used:

Bluebonnet Learning K-5 Reading Language Arts, Edition 1  
(Aprendizaje Bluebonnet artes del lenguaje y lectura, piloto)  
Bluebonnet Learning Foundation Skills (Destrezas Fundamentales K-3)

QUESTION 7.1:

(If above answer includes *Aprendizaje Bluebonnet* pilot instructional materials instructional materials):

What is the estimated number of students in your LEA that are using *Aprendizaje Bluebonnet artes del lenguaje y lectura, piloto* (grados K-5) in their classroom on a regular basis?

6,897

QUESTION 7.2:

What is the estimated number of students in your LEA that are using *Aprendizaje Bluebonnet destrezas fundamentales, piloto* (grados K-2) in their classroom on a regular basis?

4,192

## English Reading Language Arts (RLA) 6-8 TEKS Coverage Certification

QUESTION 8.0:

For school year 2025-26, will your LEA provide materials to cover 100% of the **English RLA TEKS grades 6-8**? (This includes teacher- or LEA-developed materials. You may select "yes" even if not all classrooms use the same materials) [Single select]

- Yes  
 No

## English Reading Language Arts (RLA) 6–8 Instructional Materials

### QUESTION 9.0:

Share the **full subject and/or supplemental** publisher(s)/product(s) that teachers in your LEA will use regularly (once a week or more, on average) for **English RLA grades 6–8** instruction to ensure coverage of 100% of the TEKS.

Full-subject instructional materials (often referred to as Tier 1 or core materials): Instructional materials designed to, if implemented as designed, provide a student with mastery of the essential knowledge and skills for a certain subject and grade level without the need for supplementation.

Supplemental Materials (may be used in Tier 1, Tier 2, or Tier 3 settings): instructional materials designed to assist in the instruction of one or more essential knowledge and skill.

**English RLA grades 6–8** full-subject and/or supplemental publisher(s)/ product(s) used:

Houghton-Mifflin-Harcourt - Into Literature

## English Reading Language Arts (RLA) 9–12 TEKS Coverage Certification

### QUESTION 10.0:

For school year 2025–26, will your LEA provide materials to cover 100% of the **English RLA TEKS grades 9–12**? (This includes teacher- or LEA-developed materials. You may select "yes" even if not all classrooms use the same materials.

Yes

No

## English Reading Language Arts (RLA) 9–12 Instructional Materials

### QUESTION 11.0:

Are the **full-subject and/or supplemental** publisher(s)/ product(s) that teachers in your LEA will use regularly (once a week or more, on average) for **English RLA grades 9–12** instruction to ensure coverage of 100% of the TEKS.

Full-subject instructional materials (often referred to as Tier 1 or core materials): Instructional materials designed to, if implemented as designed, provide a student with mastery of the essential knowledge and skills for a certain subject and grade level without the need for supplementation.

Supplemental Materials (may be used in Tier 1, Tier 2, or Tier 3 settings): instructional materials designed to assist in the instruction of one or more essential knowledge and skill.

**English RLA grades 9-12** full-subject and/or supplemental publisher(s)/ product(s) used:

Houghton-Mifflin-Harcourt - Into Literature

## Mathematics Certification

### Scope and Sequence - All Grade Levels Mathematics

QUESTION 12.0:

Are instructional materials for mathematics managed at the LEA level and generally consistent across classrooms? ?

Yes

No

## Mathematics K-5 TEKS Coverage Certification

QUESTION 13.0:

For school year 2025-26, will your LEA provide materials to cover 100% of the **mathematics TEKS grades K-5**? (This includes teacher- or LEA-developed materials. You may select "yes" even if not all classrooms use the same materials). [Single Select]

Yes

No

## Mathematics K-5 Instructional Materials

QUESTION 14.0:

Share the **full-subject and/or supplemental** publisher(s)/product(s) that teachers in your LEA will use regularly (once a week or more, on average) for **mathematics grades K-5** instruction to ensure coverage of 100% of the TEKS.

Full-subject instructional materials (often referred to as Tier 1 or core materials): Instructional materials designed to, if implemented as designed, provide a student with mastery of the essential knowledge and skills for a certain subject and grade level without the need for supplementation.

Supplemental Materials (may be used in Tier 1, Tier 2, or Tier 3 settings): instructional materials designed to assist in the instruction of one or more essential knowledge and skill.

**Mathematics grades K-5** full-subject and/or supplemental publisher(s)/ product(s) used:

- Bluebonnet Learning K-5 Math Edition 1

QUESTION 14.1:

(If above answers include *Bluebonnet Learning* instructional materials instructional materials):

What is the estimated number of students in your LEA that are using Bluebonnet Learning, Edition 1 (grades K–5) in their classroom on a regular basis?

14,712

## Mathematics 6–8 TEKS Coverage Certification

QUESTION 15.0

For school year 2025–26, will your LEA provide materials to cover 100% of the **mathematics TEKS grades 6–8**? (This includes teacher- or LEA-developed materials. You may select “yes” even if not all classrooms use the same materials). [Single Select]

Yes

No

## Mathematics 6–8 Instructional Materials

QUESTION 16.0:

Share the **full-subject and/or supplemental** publisher(s)/product(s) that teachers in your LEA or charter will regularly use (once a week or more, on average) for **mathematics grades 6–8** instruction to ensure coverage of 100% of the TEKS.

Full-subject instructional materials (often referred to as Tier 1 or core materials): Instructional materials designed to, if implemented as designed, provide a student with mastery of the essential knowledge and skills for a certain subject and grade level without the need for supplementation.

Supplemental Materials (may be used in Tier 1, Tier 2, or Tier 3 settings): instructional materials designed to assist in the instruction of one or more essential knowledge and skill.

**Mathematics grades 6–8** full-subject and/or supplemental publisher(s)/ product(s) used:

Texas Bluebonnet Learning Secondary Mathematics 6-8

StemScopes – Algebra I

Carnegie Learning Texas Math Solution

QUESTION 16.0B:

(If above answers include Bluebonnet Learning instructional materials instructional materials):

What is the estimated number of students in your LEA that are using Bluebonnet Learning Secondary Mathematics, Edition 1 (grades 6–8, Algebra I) in their classroom on a regular basis?

4,100

## Mathematics 9–12 TEKS Coverage Certification

QUESTION 17.0:

For School Year 2025–26, will your LEA provide materials to cover 100% of the **mathematics TEKS grades 9–12**? (This includes teacher- or LEA-developed materials. You may select "yes" even if not all classrooms use the same materials). [Single Select]

Yes

No

## Mathematics 9–12 Instructional Materials

QUESTION 18.0:

Share the **full-subject and/or supplemental** publisher(s)/ product(s) that teachers in your LEA or charter will regularly use (once a week or more, on average) for **mathematics grades 9–12** instruction to ensure coverage of 100% of the TEKS.

Full-subject instructional materials (often referred to as Tier 1 or core materials): Instructional materials designed to, if implemented as designed, provide a student with mastery of the essential knowledge and skills for a certain subject and grade level without the need for supplementation.

Supplemental Materials (may be used in Tier 1, Tier 2, or Tier 3 settings): instructional materials designed to assist in the instruction of one or more essential knowledge and skill.

**Mathematics grades 9–12** full-subject and/or supplemental publisher(s)/ product(s) used:

- StemScopes - Algebra I
- Big Ideas - Algebra II
- Big Ideas - Geometry
- Cengage – Precalculus
- Savvas -Statistics
- Cosenza - Algebraic Reasoning

# Social Studies Certification

## Scope and Sequence - All Grade Levels Social Studies

QUESTION 19.0:

Are instructional materials for social studies managed at the LEA level and generally consistent across classrooms?

Yes

No

## Social Studies K–5 TEKS Coverage Certification

QUESTION 20.0:

For school year 2025–26, will your LEA provide materials to cover 100% of the **social studies TEKS grades K–5**? (This includes teacher- or LEA-developed materials. You may select "yes" even if not all classrooms use the same materials)

Yes

No

## Social Studies K–5 Instructional Materials

QUESTION 21.0:

Share the **full-subject and/or supplemental** publisher(s)/product(s) that teachers in your LEA or charter will regularly use (once a week or more, on average) for **social studies grades K–5** instruction to ensure coverage of 100% of the TEKS.

Full-subject instructional materials (often referred to as Tier 1 or core materials): Instructional materials designed to, if implemented as designed, provide a student with mastery of the essential knowledge and skills for a certain subject and grade level without the need for supplementation.

Supplemental Materials (may be used in Tier 1, Tier 2, or Tier 3 settings): instructional materials designed to assist in the instruction of one or more essential knowledge and skill.

**Social Studies grades K–5** full-subject and/or supplemental publisher(s)/ product(s) used:

- Social Studies Weekly Grades K-2
- Pearson MyWorld Grades 3-5

## Social Studies 6–8 TEKS Coverage Certification

### QUESTION 22.0:

For school year 2025–26, will your LEA provide materials to cover 100% of the **social studies TEKS grades 6–8**? (This includes teacher- or LEA-developed materials. You may select "yes" even if not all classrooms use the same materials)

Yes

No

## Social Studies 6–8 Instructional Materials

### QUESTION 23.0:

Select **full-subject and/or supplemental** publisher(s)/ product(s) that teachers in your LEA or charter will regularly use (once a week or more, on average) for **social studies grades 6–8** instruction to ensure coverage of 100% of the TEKS.

Full-subject instructional materials (often referred to as Tier 1 or core materials): Instructional materials designed to, if implemented as designed, provide a student with mastery of the essential knowledge and skills for a certain subject and grade level without the need for supplementation.

Supplemental Materials (may be used in Tier 1, Tier 2, or Tier 3 settings): instructional materials designed to assist in the instruction of one or more essential knowledge and skill.

**Social Studies grades 6–8** full-subject and/or supplemental publisher(s)/ product(s) used:

- McGraw Hill World Cultures and Geography - Grade 6
- McGraw Hill Texas History - Grade 7
- Pearson (SAVVAS) Texas Version - United States History: Colonization to Reconstruction Grade 8

## Social Studies 9–12 TEKS Coverage Certification

### QUESTION 24.0:

For school year 2025–26, will your LEA provide materials to cover 100% of the **social studies TEKS grades 9–12**? (This includes teacher- or LEA-developed materials. You may select "yes" even if not all classrooms use the same materials)

Yes

No

## Social Studies 9–12 Instructional Materials

### QUESTION 25.0:

Share the **full-subject and/or supplemental** publisher(s)/ product(s) that teachers in your LEA or charter will regularly use (once a week or more, on average) for **social studies grades 9–12** instruction to ensure coverage of 100% of the TEKS.

Full-subject instructional materials (often referred to as Tier 1 or core materials): Instructional materials designed to, if implemented as designed, provide a student with mastery of the essential knowledge and skills for a certain subject and grade level without the need for supplementation.

Supplemental Materials (may be used in Tier 1, Tier 2, or Tier 3 settings): instructional materials designed to assist in the instruction of one or more essential knowledge and skill.

### **Social Studies grades 9–12** full-subject and/or supplemental publisher(s)/ product(s) used:

- McGraw Hill School Education - United States Government Print and Digital Resources
- McGraw Hill - World Geography
- McGraw Hill - World History
- McGraw Hill - Economics Print and Digital Resources
- Pearson (SAVVAS) Texas Version: US History 1877 to Present
- Pearson (SAVVAS) African American Odyssey Print and Digital
- Houghton Mifflin Harcourt – Sociology Print and Digital
- McGraw Hill – Psychology Print and Digital
- Ramsey Foundations – Personal Financial Literacy Print and Digital

## Science Certification

### Scope and Sequence - All Grade Levels Science

QUESTION 26.0:

Are instructional materials for science managed at the LEA level and generally consistent across classrooms?

- Yes  
 No

### Science K–5 TEKS Coverage Certification

QUESTION 27.0:

For school year 2025–26, will your LEA provide materials to cover 100% of the **science TEKS grades K–5**? (This includes teacher- or LEA-developed materials. You may select "yes" even if not all classrooms use the same materials)

- Yes  
 No

### Science K–5 Instructional Materials

QUESTION 28.0:

Share the **full-subject and/or supplemental** publisher(s)/ product(s) that teachers in your LEA or charter will regularly use (once a week or more, on average) for **science grades K–5** instruction to ensure coverage of 100% of the TEKS.

Full-subject instructional materials (often referred to as Tier 1 or core materials): Instructional materials designed to, if implemented as designed, provide a student with mastery of the essential knowledge and skills for a certain subject and grade level without the need for supplementation.

Supplemental Materials (may be used in Tier 1, Tier 2, or Tier 3 settings): instructional materials designed to assist in the instruction of one or more essential knowledge and skill.

**Science grades K–5** full-subject and/or supplemental publisher(s)/ product(s) used:

- McGraw Hill Texas Science K-5

### Science 6–8 TEKS Coverage Certification

QUESTION 29.0:

For school year 2025–26, will your LEA provide materials to cover 100% of the **science TEKS grades 6–8**? (This includes teacher- or LEA-developed materials. You may select "yes" even if not all classrooms use the same materials)

- Yes
- No

## Science 6–8 Instructional Materials

### QUESTION 30.0:

Share the **full-subject and/or supplemental** publisher(s)/product(s) that teachers in your LEA or charter will regularly use (once a week or more, on average) for **science grades 6–8** instruction to ensure coverage of 100% of the TEKS.

Full-subject instructional materials (often referred to as Tier 1 or core materials): Instructional materials designed to, if implemented as designed, provide a student with mastery of the essential knowledge and skills for a certain subject and grade level without the need for supplementation.

Supplemental Materials (may be used in Tier 1, Tier 2, or Tier 3 settings): instructional materials designed to assist in the instruction of one or more essential knowledge and skill.

**Science grades 6–8** full-subject and/or supplemental publisher(s)/ product(s) used:

Savas Learning Company Texas Experience Science 6-8

## Science 9–12 TEKS Coverage Certification

### QUESTION 31.0:

For school year 2025–26, will your LEA provide materials to cover 100% of the **science TEKS grades 9–12**? (This includes teacher- or LEA-developed materials. You may select "yes" even if not all classrooms use the same materials)

- Yes
- No

## Science 9–12 Instructional Materials

### QUESTION 32.0:

Share the **full-subject and/or supplemental** publisher(s)/ product(s) that teachers in your district or charter will regularly use (once a week or more, on average) for **science grades 9–12** instruction to ensure coverage of 100% of the TEKS.

Full-subject instructional materials (often referred to as Tier 1 or core materials): Instructional materials designed to, if implemented as designed, provide a student with mastery of the essential knowledge and skills for a certain subject and grade level without the need for supplementation.

Supplemental Materials (may be used in Tier 1, Tier 2, or Tier 3 settings): instructional materials designed to assist in the instruction of one or more essential knowledge and skill.

### Science grades 9–12 full-subject and/or supplemental publisher(s)/ product(s) used:

- Biology - Savvas Learning Company Texas Miller & Levine Experience Biology
- Chemistry - Savvas Learning Company Texas Experience Chemistry
- Physics - Savvas Learning Company Texas Experience Physics
- Integrated Physics and Chemistry - McGraw Hill Texas Integrated Physics and Chemistry
- Astronomy - McGraw Hill Texas Exploration: An Introduction to Astronomy 9th Edition
- Environmental Systems - McGraw Hill Texas Principles of Environmental Science

## Children's Internet Protection Act

### The Children's Internet Protection Act

The Children's internet protection Act (CIPA) was enacted by Congress in 2000 to address concerns about children's access to obscene or harmful content over the Internet. (You may find more information on the FCC website.)

In accordance with Texas Administrative Code 19 TAC §66.105, school districts or charter schools are required to certify that they protect against access to obscene or harmful content in compliance with the requirements for certification under the Children's Internet Protection Act, 47 USC §254(h)(5)(B) and (C, Section [28.0022](#), [Section 43.22](#), Penal Code, and any other law or regulation that protects students from obscene or harmful content.

QUESTION 33.0: Does your district or charter school protect against access to obscene or harmful content in compliance with the requirements for certification under the Children's Internet Protection Act, 47 USC §254(h)(5)(B) and (C), Section 28.0022, Penal Code, and any other law or regulation that protects students from obscene or harmful content?

Yes

No

## Additional Informational Questions (Optional)\*

### QUESTION 35.0:

Has your LEA used, or do you plan to use, Instructional Materials Review and Approval (IMRA) Cycle 2024 reports to inform local decisions related to instructional materials adoption?

(Note: IMRA replaced the State Board of Education's Proclamation process and the Texas Resource Review (TRR))

Yes

No

### QUESTION 35.1:

**If "Yes" is selected:** In which subject area(s) have you used the TRR to obtain information about the quality of products? \*

English Reading Language Arts

Spanish Reading Language Arts

English Phonics

Spanish Phonics

Mathematics

### QUESTION 35.2:

On a scale from 0 to 10, how effectively do you believe the IMRA reports support LEA adoption of high-quality instructional materials? 0 (Not at all) to 10 (Extremely effectively)\*

0.

1.

2.

3.

4.

5.

6.

7.

8.

9.

10.

QUESTION 36.0:

Assessment Platform: Select the assessment platform (if any) your LEA leverages for unit/module, diagnostic, or interim, and for which type of assessments.

Product	Interim	Diagnostic	Unit/Module Formatives
Eduphoria	<input type="checkbox"/>	<input type="checkbox"/>	<input checked="" type="checkbox"/>
DMCA	<input type="checkbox"/>	<input type="checkbox"/>	<input type="checkbox"/>
Texas Formative Assessment Resource	<input type="checkbox"/>	<input type="checkbox"/>	<input type="checkbox"/>
STAAR Interim	<input checked="" type="checkbox"/>	<input type="checkbox"/>	<input type="checkbox"/>
Other:	<input type="checkbox"/>	<input checked="" type="checkbox"/>	<input type="checkbox"/>
MCLASS			
Other:	<input checked="" type="checkbox"/>	<input type="checkbox"/>	<input type="checkbox"/>
Core Phonics Survey			
Other:	<input checked="" type="checkbox"/>	<input type="checkbox"/>	<input type="checkbox"/>
NWEA MAP			

## Certification 2025–26 Survey Ratification [Printed and uploaded PDF]

In accordance with [Texas Education Code §31.1011](#), school districts and open-enrollment charter schools are required to certify annually to the State Board of Education and the commissioner that, for each subject in the required curriculum other than physical education, students have access to instructional materials that cover all the Texas Essential Knowledge and Skills (TEKS) for the coming school year. Additionally, in accordance with Texas Administrative Code [19 TAC §66.105](#), school districts or charter schools are required to certify that they protect against access to obscene or harmful content in compliance with the requirements for certification under the Children's Internet Protection Act, 47 USC §254(h)(5)(B) and (C).

These certifications must be ratified by local school boards of trustees or governing bodies in public, noticed meetings. Districts and open-enrollment charter schools will be unable to order instructional materials through EMAT until the certifications have been received by the Texas Education Agency (TEA).

## Other Certified Subject Areas

### QUESTION 40.0:

Please select each subject in the required curriculum below for which your district provides each student with instructional materials that cover all elements of the essential knowledge and skills:

[multiple select]

- Career & Technical Education
- Fine Arts
- Health
- Technology Applications
- English Language Proficiency Standards
- Languages Other Than English
- None

### District County Number (6-digit ID):

057912

### District Name:

Irving ISD

### Date of Ratification by Local School Board of Trustees or Governing Body:

May 19, 2025

### Signature of the Board President and Secretary or Governing Board Officer

\_\_\_\_\_  
Board President

\_\_\_\_\_  
Date

\_\_\_\_\_  
Board Secretary

After ratification, please scan the last page of this form and submit to TEA through the electronic Certification of Provision of Instructional Materials Survey.

**TOPIC:** Consider Approval of the Final Guaranteed Maximum Price for the New Baby University - North

**SUBMITTED BY:** F. Natividad, Chief Financial Officer/Jerome Pilgrim, Director of Purchasing

**BACKGROUND:** On January 21, 2025, the Board Approved a Contract with Pogue Construction, Inc, for Construction Manager at Risk for the Pre-Construction Services for the New Baby University - North.

Pursuant to the Boards approval, the Administration, Architect, and the Contractor worked on finalizing the project scope, and negotiated the final guaranteed maximum price for the project.

The Administration is requesting that the Board approve the final Guaranteed Maximum Price of \$10,498,285 necessary to complete the Baby University - North project.

**FUNDING SOURCE:** 2023 Bond Funds

**COSTS:** Guaranteed Maximum Price of \$10,498,285

**ADMINISTRATIVE RECOMMENDATION:** The Administration Recommends that the Board the Approve the Final Guaranteed Maximum Price for the New Baby University - North.

**RECOMMENDED BOARD ACTION:** I Move that the Board Approve the Final Guaranteed Maximum Price for the Construction of the New Baby University.

Additional Agenda Sheets Attached:  Yes  No


**AGENDA SHEET**


**Meeting Date:** 5/19/2025

**Topic:** Consider Approval of the Final Guaranteed Maximum Price for the New Baby University - North

<b>Awarded Vendor(s)</b>	Pogue Construction, Inc
<b>Contract Type (e.g. Co-op, RFP)</b>	Construction Manager at Risk #25B-13-600
<b>Contract Term or One Time Purchase</b>	Anticipated Substantial Completion June 1, 2026
<b>Sole Source Vendor &amp; Documentation</b>	N/A
<b>Vendor is at least 51% woman or minority business</b>	<input type="checkbox"/> Yes <input checked="" type="checkbox"/> No

TO THE BEST OF MY KNOWLEDGE, THE RECOMMENDED VENDOR(S) PROVIDES THE BEST VALUE FOR THE DESCRIBED GOODS OR SERVICES. I FURTHER CERTIFY THE ADMINISTRATION HAS COMPLETED THE PROCUREMENT PROCEDURES REQUIRED BY APPLICABLE STATE AND FEDERAL STATUTES AND REGULATIONS, BOARD POLICY CH(LOCAL).

  
 \_\_\_\_\_  
 FERNANDO NATIVIDAD  
 CHIEF FINANCIAL OFFICER

  
 \_\_\_\_\_  
 JEROME PILGRIM  
 DIRECTOR OF PURCHASING

\_\_\_\_\_  
 DR. ROSEMARY ROBBINS  
 PRESIDENT BOARD OF TRUSTEES

\_\_\_\_\_  
 MICHAEL KELLEY  
 SECRETARY BOARD OF TRUSTEES

DATE: \_\_\_\_\_

DATE: \_\_\_\_\_

\_\_\_\_\_  
 MAGDA HERNANDEZ  
 SUPERINTENDENT OF SCHOOLS

\_\_\_\_\_  
 WESLEY L. NUTE  
 GENERAL COUNSEL

DATE: \_\_\_\_\_

DATE: \_\_\_\_\_

**Attachments:**

1. Memo from Fernando Natividad dated May 12, 2025
2. Guaranteed Maximum Price Amendment

# MEMO

DATE: May 12, 2025

TO: Board of Trustees

FROM: Fernando Natividad, Chief Financial Officer

CC: Magda Hernandez, Superintendent of School  
Jerome Pilgrim, Director of Purchasing  
Morad Zakhary, P.E., Senior Project Manager – Bond Program

RE: Approval of the Final Guaranteed Maximum Price for the New Baby University - North

---

On January 21, 2025, The Board approved the Award of RFCSP #25B-13-600 to Pogue Construction, Inc. for Construction Manager at Risk (CMAR) for the Construction of a New Baby University – North.


Pursuant to the Board’s approval, the district’s Administration, the project Architect (WRA, Inc.) and Pogue Construction, Inc. entered negotiations to finalize the Guaranteed Maximum Price (GMP) for the project.

Pogue Construction, Inc. has submitted the final Guaranteed Maximum Price as listed below.

1. Total Guaranteed Maximum Price \$10,498,285

The Administration is requesting that the Board Approve the Final Guaranteed Maximum price of \$10,498,285 necessary to complete the Project.

Should you have any questions, please do not hesitate to contact my office.



---

FERNANDO NATIVIDAD  
CHIEF FINANCIAL OFFICER



---

MORAD ZAKHARY, P.E.  
SENIOR PROJECT MANAGER

**CONSENT AGENDA ITEM**  
5/19/2025

**TOPIC:** Consider Acceptance of Gifts and Donations to the District

**SUBMITTED BY:** Fernando Natividad, Chief Financial Officer

**BACKGROUND:** Donations received during the month of April 2025

**ADMINISTRATIVE RECOMMENDATION:** Administration recommends acceptance of gifts and donations to the district

**RECOMMENDED BOARD MOTION:** I move the Board approve the acceptance of Gifts and Donations to the District

Attachments:

1. 2024-2025 Year-to-Date Donation Totals
2. April Donations List

May 2025 DONATIONS  
(Period April 2025)

<u>SCHOOL/DEPT</u>	<u>DESCRIPTION</u>	AMOUNT
<u>John R. Good</u>	Donated by: NCH Corporation  Principal 's discretion for Student, Staff and Campus Needs	\$25,000
-		
		TOTAL \$25,000

**DONATIONS & GIFTS**  
**Beginning September 2024 - Ending August 2025**

<b>Month</b>	<b>2024-2025 Monthly Total</b>	<b>2024-2025 YTD Total</b>	<b>2023-2024 Monthly Total</b>	<b>2023-2024 YTD Total</b>
September	\$10,900.00	\$10,900.00	\$11,350.00	\$11,350.00
October	\$14,154.00	\$25,054.00	\$1,760.00	\$13,110.00
November	\$10,080.00	\$35,134.00	\$660.00	\$13,770.00
December	\$100.00	\$35,234.00	\$40,500.00	\$54,270.00
January	\$0.00	\$0.00	\$5,870.00	\$60,140.00
February	\$99.00	\$35,333.00	\$348.00	\$60,488.00
March	\$200.00	\$35,533.00	\$1,150.00	\$61,638.00
April	\$25,000.00	\$60,533.00	\$0.00	\$61,638.00
May		\$0.00	\$3,395.00	\$65,033.00
June		\$0.00	\$0.00	\$65,033.00
July		\$0.00	\$200.00	\$65,233.00
August		\$0.00	\$1,201.00	\$66,434.00

**ACTION ITEM**

05/19/2025

**TOPIC:** Consider and Take Possible Action Regarding the Non-Renewal of the Chapter 21 Contract of Shelley Steele.

**SUBMITTED BY:** Jorge Acosta, Director of Human Resources; Juan Carlos Martinez, Deputy Superintendent

**BACKGROUND:** On April 14, 2025, the Administration recommended to the Board of Trustees non-renewal of the Chapter 21 term contract of Shelley Steele at the end of the 2024-2025 contract term based on the reasons stated in DFBB (LOCAL). The Board of Trustees voted to accept the Administration's recommendation and propose non-renewal of Shelley Steele's employment. Ms. Steele received a written notice of proposed non-renewal on April 25, 2025. In the written notice of proposed non-renewal, the employee was notified of the grounds for the proposed action and her right to request a hearing. Pursuant to DFBB (LOCAL), Ms. Steele requested a hearing before the Board of Trustees on May 10, 2025.

**ADMINISTRATIVE RECOMMENDATION:** The Administration recommends that following the non-renewal hearing for Ms. Steele in Executive Session, and consideration of the evidence presented therein, the Board of Trustees move to non-renew the Chapter 21 term contract of Shelley Steele and notify her of same in accordance with policy and law.

**RECOMMENDED BOARD MOTION:** I move the Board approve and non-renew the term contract of Shelley Steele.

Additional Agenda Sheets Attached:  Yes  No

**APRIL 2025 REPORT FROM DIVISION OF BUSINESS SERVICES**

**TAX OFFICE**

Total Tax Collections for April 2025 are \$1,036,082.64

	<b>APRIL 2025</b>	<b>YEAR TO DATE</b>
Current Year	\$ 1,282,854.85	\$ 215,783,669
Delinquent	\$ (294,498.54)	\$ (2,726,744)
Penalty & Interest	\$ 47,197.46	\$ 1,394,751
Other	\$ 528.87	\$ 1,469
Total	<u>\$ 1,036,082.64</u>	<u>\$ 214,453,145</u>

**BUSINESS SERVICES**

Payroll for April 2025 was paid as follows:

	<b>GROSS PAY</b>	<b>BENEFITS</b>	<b>TOTAL</b>
Local Maintenance	\$ 18,845,794	\$ 1,768,298	\$ 20,614,092
Special Revenue	\$ 2,260,954	\$ 274,639	\$ 2,535,593
Total	<u>\$ 21,106,748</u>	<u>\$ 2,042,937</u>	<u>\$ 23,149,685</u>

**INVESTMENT EARNINGS REPORT**

	<b>MARCH 2025</b>	<b>YEAR TO DATE</b>
Local Maintenance	\$ 645,834.00	\$ 4,058,105
Federal Programs	\$ 119,638.00	\$ 867,513
Interest & Sinking	\$ 14,799.00	\$ 88,443
Capital Projects	\$ 1,427,538.00	\$ 10,351,285
Internal Service	\$ 9,008.00	\$ 65,319
Total All Funds	<u>\$ 2,216,817.00</u>	<u>\$ 15,430,665</u>

## MEMO

TO: Fernando Natividad, Chief Financial Officer  
FROM: Cher Elzy, Director Tax Operations  
SUBJECT: Monthly Tax Report  
DATE: May 19, 2025

Attached for your consideration is the collection activity for the month of April 2025.

Our monthly collections for April reflect \$(294,499) in delinquent collections and \$1,282,855 in current collections and \$47,197 in penalty and interest. Adjustments made \$(5,030,567) in changes to delinquent tax years and \$1,784,844 in changes made to the current year. Our current year (2024) reflects a beginning roll of \$219,823,978. The total receivable balance for all years is \$11,587,233 for the month of April 2025.

**IRVING INDEPENDENT SCHOOL DISTRICT  
APRIL 2025  
TAX COLLECTION REPORT**

**IISD:**

	M-T-D FY 2023-2024	M-T-D FY 2024-2025	Y-T-D FY 2023-2024	Y-T-D FY 2024-2025
Current Year	835,519.96	1,282,854.85	197,609,126.91	215,783,669.31
Delinquent	(347,014.21)	(294,498.54)	(2,821,544.22)	(2,726,744.12)
Penalty & Interest	222,587.32	47,197.46	1,200,752.95	1,394,751.41
Other	131.65	528.87	1,084.64	1,468.62
Sub-Total	711,224.72	1,036,082.64	195,989,420.28	214,453,145.22

Revenue year-to-date  
compared to prior fiscal year 18,463,724.94

**OTHER COLLECTIONS:**

Research Fees	0.00	0.00
Attorney Fees	27,952.61	513,790.28
Court Costs	0.00	0.00
Rendition Penalty	(6,451.36)	12,877.98

**REFUNDS:**

	(138,675.71)	28,936.89
<b>Total Collections</b>	<b>918,908.18</b>	<b>215,008,750.37</b>


**ACTIVITY SUMMARY:**

	FY 2023-2024	FY 2024-2025
Collection Percentage Current Year Compared to Prior Year	97.44%	97.37%


**RECEIVABLES YEAR-TO-DATE SUMMARY**


	Current Year	Prior Years	Total Tax Receivables
Beginning Balance	219,823,977.71	8,065,902.46	227,889,880.17
Adjustments	1,784,844.09	(5,030,566.51)	(3,245,722.42)
Levy Paid	215,783,669.31	(2,726,744.12)	213,056,925.19
<b>Ending Balance</b>	<b>5,825,152.49</b>	<b>5,762,080.07</b>	<b>11,587,232.56</b>

I hereby certify the above report of tax collections to be true and accurate accounting of the revenues collected for as of the above report date according to and to the extent of the records of my office.

  
 Cheryl Ezy, Tax Assessor/Collector, RTA

Signed and sworn before me this 15<sup>th</sup> day of May, 2025



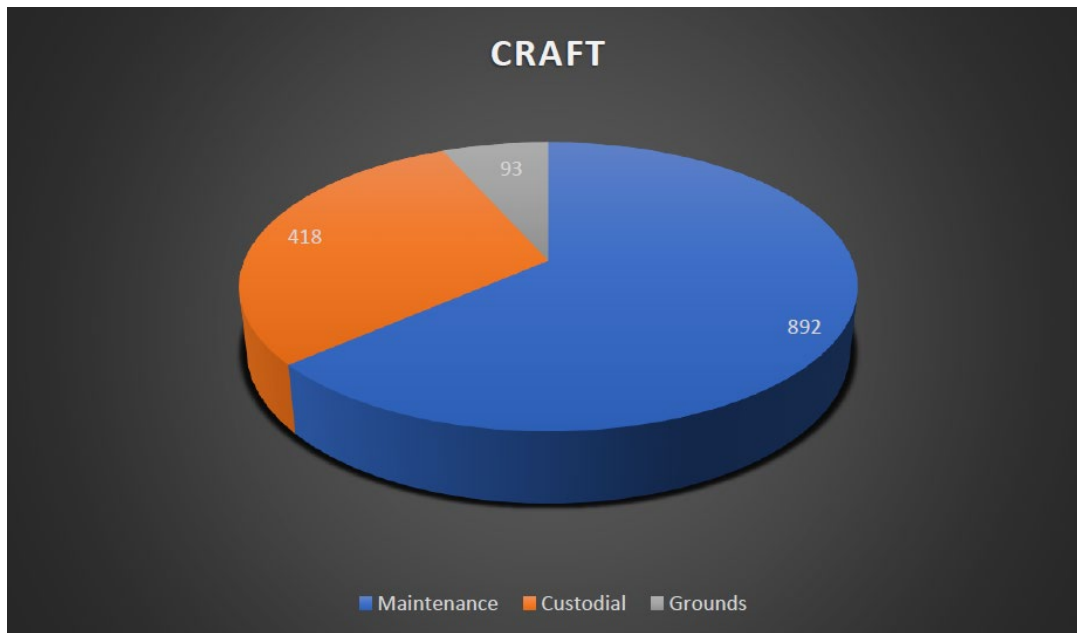
  
 Amber Beal  
 Notary Public, State of Texas



**REPORT FROM FACILITIES & SCHOOL SUPPORT SERVICES**

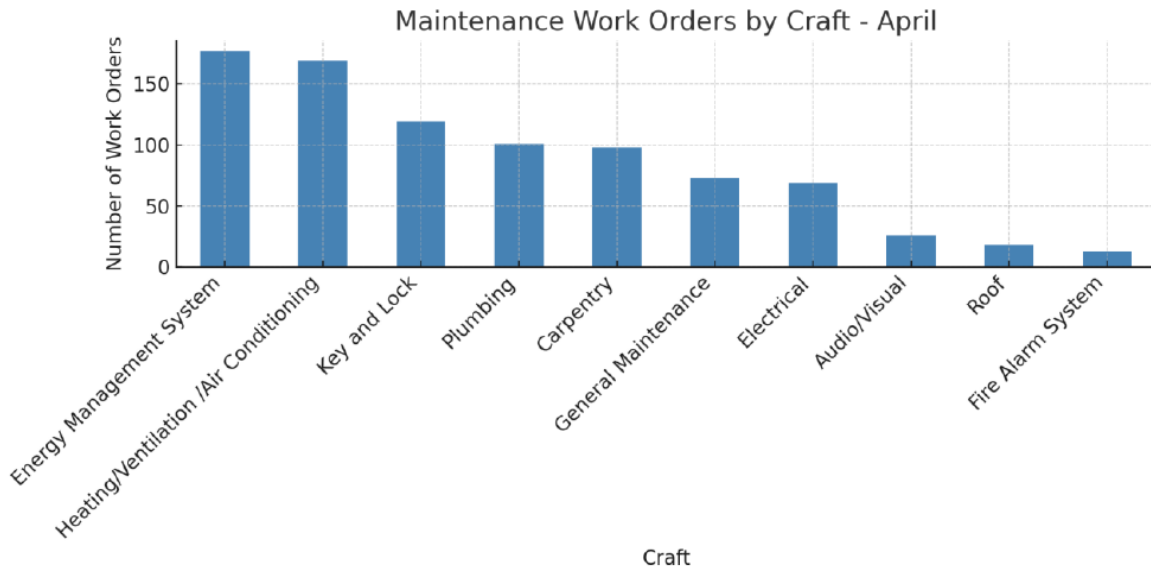
**Facilities and Operations Department**

April 1 through April 30, 2025, a total of 1,403 work orders were completed across all operational departments

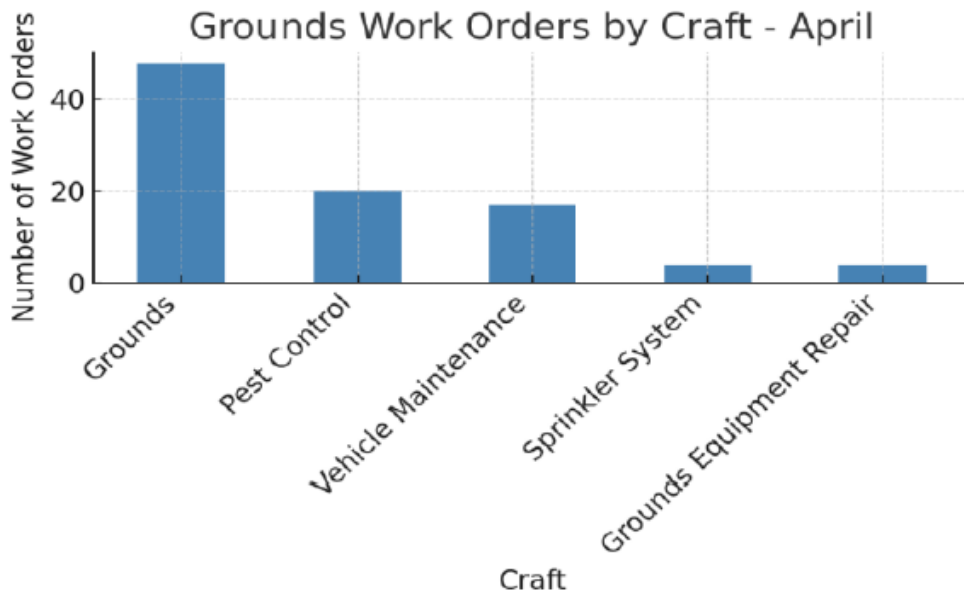


***The Maintenance Department completed*** a total of 892 work orders during the month of April. This department plays a critical role in maintaining the district’s infrastructure, with responsibilities spanning Bond Replacement Systems, Electrical, HVAC, Plumbing, Preventive Maintenance, Fire Safety Equipment, Kitchen Equipment, Elevators, Public Address Systems, Carpentry, Roofing, Painting, Energy Management, and Locks and Keys. The most frequently reported issues continue to involve temperature regulation within buildings and rooms, largely due to fluctuating seasonal weather conditions.

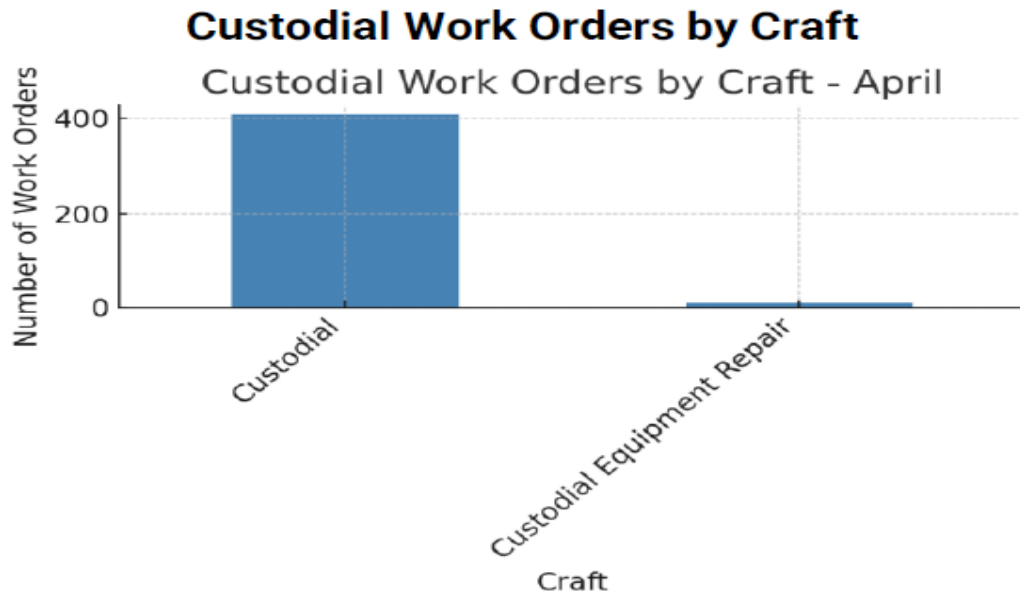
### Maintenance Work Orders by Craft



### Grounds Work Orders by Craft



**The Custodial Department** completed 418 work orders in April. This team supports district operations through a range of tasks, including furniture relocation, disinfection, and light maintenance. Notably, during periods of heavy rainfall this month, the custodial staff responds swiftly to flooding and roof leak incidents to minimize damage and ensure minimal interruptions to instruction.



**Warehouse** – Routine Custodial, Food Service, Health Services, and Maintenance Orders processed in April total 555 orders posted in MUNIS and School Dude.

- 98% average 3-day delivery time of supply orders.
- For Delivery, Warehouse, and Surplus Crafts, the warehouse completed 94 work orders. For Internal Delivery and Records Management Crafts the warehouse completed 193 School Dude work orders. The warehouse completed 268 MUNIS pick tickets. Total completed work orders and pick tickets for April are 555.

The Surplus Warehouse processed one surplus auction that started in the month of April with proceeds of \$1405.00

## **Document Services** – Print Shop - *Laserfiche* – *Project Requests* - *Work Orders*

We received numerous requests to pull HR archival records (to pull and scan files to the Employee Records Repository).

## **Forms Management – Requests and Change Orders**

### **Laserfiche Project and Work Order:**

We have started a new Laserfiche form and workflow that will heavily utilize SQL tables and stored procedures to help allow employees to request for time off from the new Health and Wellness days that our Superintendent and Board Approved. Each full-time employee will have 4 days which they can use 2 per Fall and 2 per Spring Semesters. The system is roughly built out and waiting on additional decisions from the HR and Cabinet teams before final design is done. It is anticipated that this will go into production July 1<sup>st</sup> for the new school year.

We continue to do final internal testing on the new Travel and Event form. It is anticipated that the week of May 12<sup>th</sup> we will start a larger testing group that will allow us to work out any issues or concerns that the finance team might have. This will not allow us to test with a campus before the end of the school year, but we should have the system ready before the start of the next school year.

## GovQA - Public Information & Subpoenas

In April:

For the 2025-2025 school year:

### Period Summary

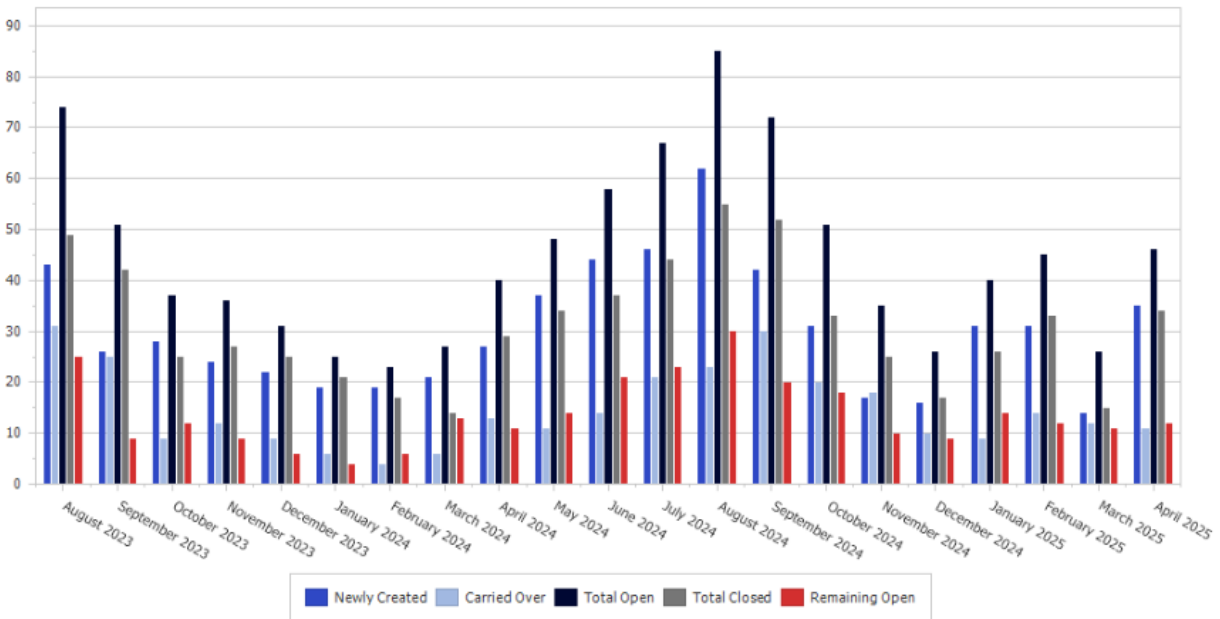
Reporting Period: 4/1/2025 - 4/30/2025  
 Request Type: All Request Types  
 Department: All Departments  
 Group: All Groups  
 Run Date: Run Date: 05/12/2025 7:57 AM



### Backlog Trend Report

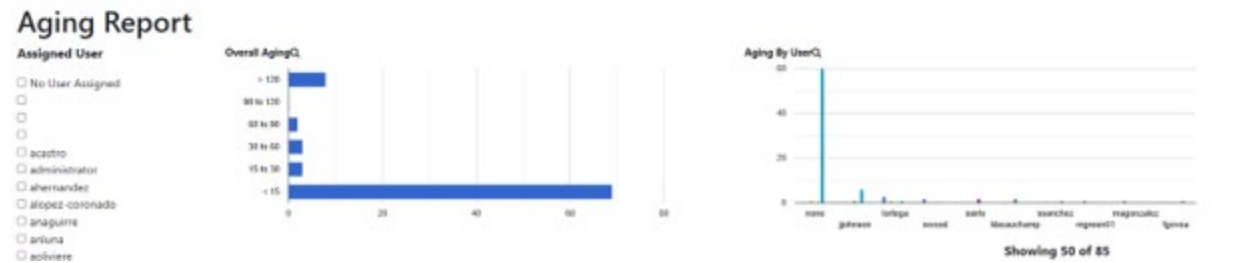
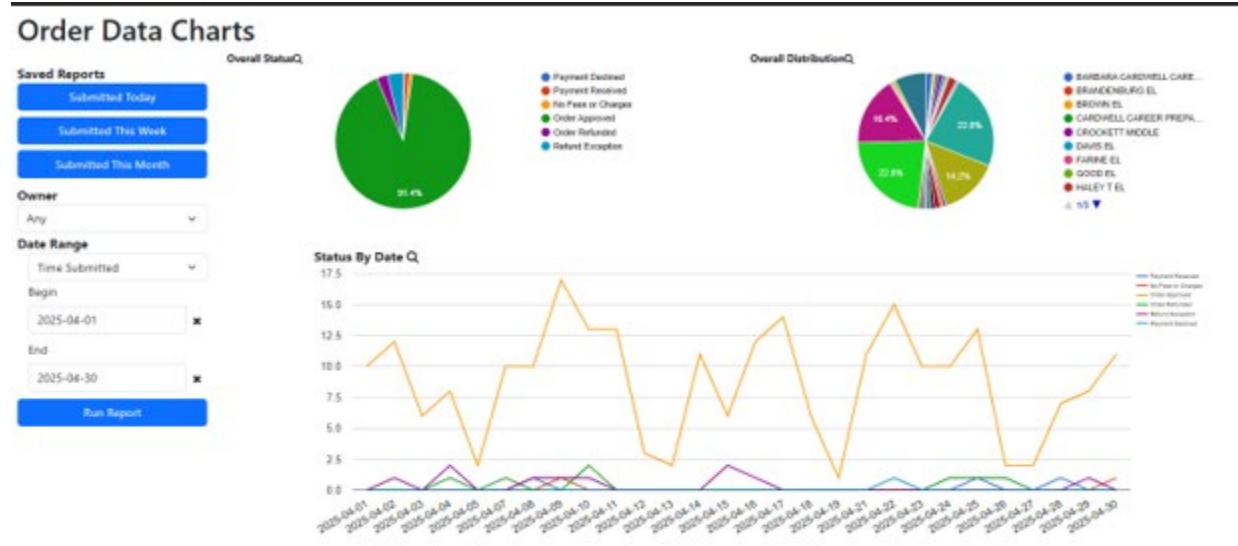
Create Date: 8/1/2023 - 4/30/2025  
 Report On: Request Type - All Request Types  
 Group Time Frame: Month  
 Filter: Assigned Department - All Assigned Departments  
 Run Date: 5/12/2025 7:58 AM

Backlog Trend Report for Request Type - All Request Types



## ScribOrder - Student Record Requests

In April, 692 student records requests were received.



## Print Shop - Orders

We received and processed 282 print requests for April; 44,450 B/W & 92,928 Color pages printed. Total billed out (JV) \$23,292 for print services.

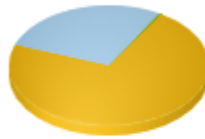
## Mail Center – Pieces and Postage

In April, we processed 2,048 pieces of mail for US Postage at a cost of \$1,647. We processed 7 packages for \$101.14. We continue to process interoffice mail daily

## SchoolDude – Document and Record Management Work Orders

In April, we received 184 total requests.

### Craft Comparisons



- Document Management \$2.00 (Last Month)
- Internal Delivery \$314.00 (Last Month)
- Records Management \$121.00 (Last Month)

### Summary of Expenditures by Craft

Irving ISD

Custom Period (04/01/2025 - 04/30/2025)

Craft	Labor Hrs	Labor Costs	Material Costs	Sales Tax	Total Costs	WO Count	% of Work (Count)	Avg Hours Per WO	Avg Cost Per WO
<b>Document Management</b>	.08	\$2.00	\$0.00	\$0.00	<b>\$2.00</b>	1.00	0.54%	.08	\$2.00
<b>Internal Delivery</b>	12.32	\$308.00	\$0.00	\$0.00	<b>\$308.00</b>	154.00	83.70%	.08	\$2.00
<b>Records Management</b>	5.08	\$127.00	\$0.00	\$0.00	<b>\$127.00</b>	29.00	15.76%	.18	\$4.38
<b>Grand Totals</b>	17.48	\$437.00	\$0.00	\$0.00	<b>\$437.00</b>	184.00	100.00%	.09	\$2.37