

IRVING INDEPENDENT SCHOOL DISTRICT

Regular - BOARD OF TRUSTEES  
7:00 PM

Irving ISD Board Room  
2621 West Airport Freeway  
Irving, TX 75062  
Monday, February 24, 2025

**A G E N D A**

**I. CALL TO ORDER FOR 7:00 P.M. REGULAR BOARD MEETING**

**II. FIRST ORDER OF BUSINESS**

- A. Announcement by the Chairperson Whether a Quorum is Present, and that the Meeting has been Duly Called, and that Notice of the Meeting has been Posted in Accordance with the Texas Open Meetings Act. Texas Government Code Chapter 551.
- B. Invocation - Yasir Khan - IHYA Foundation
- C. Pledge of Allegiance to the American and Texas Flags Presented by Thomas Haley ES
- D. Recognition of the Teacher of the Month -Christian Rivera, Pre-K Teacher, Kinkeade Early Childhood 5
- E. Recognition of the Employee of the Month - Santiago Carbone, Building Manager, Stipes Elementary School 6
- F. Recognition of the Guest Educator of the Month - M'Kaylah Harrington, Guest Educator, Brandenburg Elementary School 7
- G. Special Recognition
  - 1. Recognition of TRS Active Care Wellness Spotlight - Winter 2024 (F. Natividad/ L. Payne) 8
  - 2. Recognition of Career and Technical Education CTSO Students Advancing to State Competitions - TAFE, DECA, BPA, and FFA (A. Gomez/ Z. Moore) 9
  - 3. Recognition of CREST Award Recipients (A. Gomez/ J. Soberanis) 11
- H. Announcements
  - 1. Administration 1

- a. Superintendent Announcement(s)
- 2. Board of Trustees
  - a. Individual Trustee Report on IISD Student Activity/Event
- I. Public Comment - Individuals Wishing to Address the Board on Agenda Items.

**III. ACTION ITEMS**

A. Consider Approval of Consent Agenda Items:

- |  |     |
|--|-----|
| 1. Consider Approval of Minutes of January 21, 2025 Board Meeting (M. Hernandez)   | 12  |
| 2. Consider Approval of Financial Statement for December 2024 (A.D. Jenkins)   | 19  |
| 3. Consider Approval of Resolution and Order No. #24-25-08 Authorizing February Amendment to the 2024-2025 Budget (A.D. Jenkins)   | 49  |
| 4. Consider Approval of the Supplements to the Irving ISD Tax Rolls (A.D. Jenkins)   | 59  |
| 5. Consider Approval of Resolution No. #24-25-04 Nominating Superintendent Magda Hernandez as the Texas Association of School Board's Superintendent of the Year for 2025 (R. Robbins)   | 123 |
| 6. Consider Approval of the Renewal of Award for Request for Proposal (RFP) #22-23-919 for the Purchase of Energy Management Systems Upgrades (A. Smith/ J. Pilgrim)                     | 127 |
| 7. Consider Approval of the Renewal of Award for Request for Proposal (RFP) #21-69-908 for the Purchase of Internet Access Services (A. McQuarters/ J. Pilgrim)                          | 131 |
| 8. Consider Approval of the Renewal of Award for Request for Proposal (RFP) #22-40-914 for the Purchase and Installation of Security Cameras and Related Services (A. Smith/ J. Pilgrim) | 135 |
| 9. Consider Approval of the Renewal of Award for Request for Proposal (RFP) #22-48-920 for the Purchase of PPE Supplies, Equipment, and Related Services (A. Gomez/ J. Pilgrim)          | 139 |
| 10. Consider Approval of the Renewal of Award for Request for Proposal (RFP) #24-14-887 for the Purchase of STEM Curriculum (L. Castillo/ J. Pilgrim)                                    | 143 |

**IV. OTHER BUSINESS**

- A. Written Reports

1. Division Reports

a. Business Services

148

- Total Tax Collections
- Payroll
- Investment Earnings
- Quarterly Investment Report

b. Support Services

163

- Monthly Maintenance Work Order Summary Report for January (A. Smith/ G. Garcia)

c. Human Resources

V. **EXECUTIVE SESSION** - The Board may Recess the Open Meeting and Reconvene in a Closed Meeting Pursuant to the Following Sections of the Texas Government Code and as Authorized by Sections 551.071-551.076 and 551.082-551.084 Therefore of

A. Section 551.071 - To Seek the Advice of the Board's Attorney About:

1. Pending or Contemplated Litigation, Settlement Offer, or Matter Under Investigation.
2. A Matter in Which the Professional Duty of the Attorney to the Board Conflicts with the Applicable Provisions of the Texas Open Meetings Act.

B. Section 551.072 - To Deliberate the Purchase, Exchange, Sale, Lease or Value of Real Property if such Deliberation in Open Session Would have a Detrimental Effect on the Board's Position in Negotiations with a Third Party.

C. Section 551.074 - To Deliberate the Appointment, Employment, Resignation, Evaluation, Reassignment, Proposed Nonrenewals, Termination, Duties, Discipline, or Dismissal of a Public Officer or Employee; or to Hear a Complaint or Charge Against an Officer or Employee.

D. Discuss Superintendent's Mid-Year Evaluation and Contract

VI. **RECONVENE** from Closed Meeting for Action Relative to Items Covered in Such Meeting.

A. Consider Action by the Board Related to Pending or Contemplated Litigation, Settlement Offer, or Matter Under Investigation.

B. Consider and Take Possible Action to Approve Superintendent's Contract

C. Public Comments - Individuals Wishing to Address the Board or Make Comments Regarding Issues Not on the Agenda will be Heard at this Time.

## VII. ADJOURNMENT

**SPECIAL RECOGNITION**  
**February 24, 2025**

**TEACHER OF THE MONTH**  
**February 2025**

Mrs. Christian Rivera is the kind of teacher who consistently goes above and beyond. If you walk into any committee meeting at Kinkeade, you'll likely find Mrs. Rivera at the helm. Over the past several years, she has led the Behavior Task Force, served on the PTO and LPAC committees, and organized the annual Spring Fling. This year, she has taken on the role of Team Lead, excelling in building relationships within her team and making every member feel valued and loved.

Mrs. Rivera is not only a superhero among teachers but also in the classroom. Her classroom is a truly inclusive environment, welcoming tuition students, non-tuition students, and special education students. Her priority is fostering independence among her young scholars. When you step into her room, you'll see four-year-olds leading classroom practices and managing activities as they explore academic concepts. Thanks to Mrs. Rivera's dedication, her students are well-prepared for a future of success.

Beyond her professional achievements, Mrs. Rivera is admired for her unwavering dedication, compassion, and positive attitude. She brings a sense of warmth and enthusiasm to everything she does, inspiring both her colleagues and students. Her commitment to excellence and her genuine care for others make her an invaluable asset to the Kinkeade community.

Congratulations, Mrs. Christian Rivera, on being Irving ISD's February Teacher of the Month!

**SPECIAL RECOGNITION**  
**February 24, 2025**

**EMPLOYEE OF THE MONTH**  
**February 2025**

Ever since Mr. Santiago Carbone joined the Stipes family, he has exuded a heart of gold. Mr. Carbone works diligently to maintain the cleanliness and order of our campus. He is always willing to step in and assist where needed, readily taking on challenges to ensure everything flows smoothly. Mr. Carbone continually displays his warm smile and upbeat spirit while managing a building full of learners and staff members.

It is a blessing to have Mr. Carbone as part of our Stipes family. We thank Mr. Carbone for all he is as a person and for all that he brings to our campus as our Building Manager.

Mr. Carbone's dedication and positive attitude have made a significant impact on our community. His willingness to go the extra mile and his genuine care for everyone around him create a welcoming and supportive environment. Mr. Carbone's presence is truly a gift to the Stipes family, and we are grateful for his unwavering commitment to our school.

Congratulations, Mr. Santiago Carbone, on being Irving ISD's February Employee of the Month!

**SPECIAL RECOGNITION**  
**February 24, 2025**

**GUEST EDUCATOR OF THE MONTH**  
**February 2025**

The Brandenburg team is honored to nominate Ms. M'Kaylah Harrington as Guest Educator of the Month. Ms. Harrington has demonstrated exemplary commitment and dedication in her role, making her an outstanding candidate for this recognition.

Ms. Harrington is widely known and highly respected on our campus. She is consistently one of the most requested substitutes, a testament to her exceptional ability to connect with both students and staff. Her willingness to step into any role, whether as a classroom teacher or support staff, speaks volumes about her versatility and dedication to our school community. Ms. Harrington's readiness to arrive early and stay late to assist with various duties further highlights her commitment to the success of our students and the smooth operation of our school.

Beyond her professional capabilities, Ms. Harrington's positive attitude and disposition are truly remarkable. Her infectious enthusiasm and genuine care for her work create a supportive and encouraging environment for both students and colleagues. As a former Brandenburg Dual Language student and Irving ISD graduate, Ms. Harrington brings a deep understanding and passion for our district's values and educational goals. Ms. Harrington exemplifies the qualities of an exceptional Guest Educator, and it is with great enthusiasm that we recommend her for this well-deserved recognition. Her contributions to our school community have made a significant impact, and she continues to inspire and uplift those around her.

Congratulations, Ms. M'Kaylah Harrington, on being Irving ISD's February Guest Educator of the Month!

**SPECIAL RECOGNITION**  
**2/24/2024**

**TOPIC: Recognition of TRS Active Care Wellness Spotlight – Winter 2024**

**SUBMITTED BY: Liesl Payne, Executive Director of Adult Learning, Employee Wellness and Community Engagement**

**BACKGROUND:** Irving ISD has a longstanding partnership with the Texas Teacher Retirement System - Blue Cross Blue Shield of Texas Insurance program, which has been a vital partner in supporting the health and well-being of our employees enrolled in its program. Through this collaboration, our district has worked to provide high-quality insurance coverage, wellness initiatives, and resources that promote overall well-being. Irving ISD's Employee Wellness and Support program has been enhanced through various initiatives provided by TRS BCBS-TX, including expanded health benefits; wellness programs such as MDLIVE, a virtual healthcare service that provides employees with 24/7 access to board-certified doctors, therapists, and other healthcare professionals via phone, video, or mobile app aimed at supporting the physical and mental health of our staff. Overall, Irving ISD's partnership with TRS-Blue Cross Blue Shield of Texas strengthens employee wellness through comprehensive health coverage and innovative support programs.

Amber Hodge, TRS District Ambassador will be presenting a special recognition.



**SPECIAL RECOGNITION**

**Date: 02/24/2025**

**TOPIC:** Recognition of Career and Technical Education CTSO Students Advancing to State Competitions - TAFE, DECA, BPA, and FFA

**SUBMITTED BY:** Ahna Gomez, Chief of Schools; Zach Moore, Director of Career and Technical Education

**BACKGROUND:** Recognition of students who advanced to the state level of competition through Career and Technical Education student organizations. Students being recognized competed in the Texas Association of Future Educators, DECA, Business Professionals of America, and Future Farmers of America.



**SPECIAL RECOGNITION**

**Date: 02/24/2025**

**TOPIC:** Recognition of CREST Award Recipients

**SUBMITTED BY:** Ahna Gomez, Chief of Schools; Julie Soberanis, Director of Guidance, Counseling & College Readiness

**BACKGROUND:** Counselors Reinforcing Excellence for Students in Texas (CREST) is sponsored by the Texas School Counselor Association (TSCA) and awarded to school counseling programs that meet CREST requirements. This year, four of our campuses were recognized as CREST recipients.

**IRVING INDEPENDENT SCHOOL DISTRICT  
REGULAR MEETING - BOARD OF TRUSTEES**

**7:00 P.M.**

**2621 W. Airport Freeway, Irving, Texas,  
75062 Tuesday, January 21, 2025**

Call to Order  
Regular Meeting

The meeting was called to order by President Dr. Rosemary Robbins at 7:03 p.m. She announced that a quorum was present and that the meeting had been duly called, and that notice of the meeting had been posted in accordance with the Texas Open Meetings Act, Texas Government Code Chapter 551.

MEMBERS Dr. Rosemary Robbins, President

PRESENT: Michael Kelley Secretary

Mary Richarte

Lisa Lobb

Nuzhat Hye

Randy Randle

ABSENT:

A.D. Jenkins, Vice President

Mary Richarte

ALSO Magda Hernandez, Superintendent

PRESENT: Dr. Juan Carlos Martinez, Deputy Superintendent

Fernando Natividad, Finance and Federal/State Programs

Dorian Galindo, Chief of Staff

Andre Smith, Chief of Administrative Services Wesley

Nute, District General Counsel

Cher Elzy, Tax Collector

Liesl Payne, Executive Director of Adult Learning,

Employee Wellness and Community Engagement

Katie Gilleland, Executive Director of Human Resources

Jorge Acosta, Director of Human Resources

Emilio Morlett, Director of Human Resources

Mahdia Lalee, Director of Business Office Mieisha

Runnels, Business Office

Kevin Dodge, Safety & Security

Martiza Villa, Director of Student Assessment

Gabriella Johnson, Purchasing Bond

Carla Flores, Lee ES

Julie Soberanis, Guidance & Counseling

Erika Pedroza, MarCom

Morad Zakhary, Bond Office

Jerome Pilgrim, Director of Purchasing

Laura Marquez, Special Assistant to Deputy Superintendent

Litzzy Ambrocio, Executive Assistant to Superintendent & Board

Recognition of  
Teacher of the  
Month

The invocation was given by Ethan Teel, Pastor Intern at Oak View Baptist Church. The pledges to the flags were led by Townley ES.

Mr. Kelley recognized – Meagan Parham, Teacher, Townley ES

Recognition of  
Employee of  
the Month

Mrs. Lobb recognized – Melissa Rabalais, Special Education

Instructional Aide, Kinkeade Early Childhood, Employee of the month.

Recognition of  
Guest Educator  
of the Month

Mr. Randy Randle – Yamilet Vicente, Nominated by Gilbert ES

Special  
Recognitions

1. Recognition of Quest Bridge College-Matched Scholars
2. Recognition of the 2024 IISD Christmas Card Winner

Public Comment

Beth Hay – 104 Linda Lt. GP, 75050

1. Approval of Minutes of December 2024, Board Meeting
2. Approval of Financial Statement for November 2024
3. Approval of Resolution and Order No. 24-25-06 Authorizing January Amendment to the 2024-2025 Budget
4. Approval of the Supplements to the Irving ISD Tax Rolls
5. Approval of the Code to the Future & Irving Independent School District Partnership Proposal
6. Approval of the Irving ISD Transitional Early Exit Bilingual Program for Grades PK-5
7. Approval of Resolution No. #24-25-03 of the Board of Trustees of the Irving Independent School District Regarding Employee Pay and Delegation of Authority in Connection with the January 2025 Winter Storm
8. Approval of Annual Comprehensive Financial Report for Fiscal Year Ended August 31, 2024
9. Approval of the Adoption and Purchase of the State Board of Education Approved K-5 RLA and Math Instructional Materials
10. Approval of the Renewal of Award for Request for Proposal (RFP) #22-19-882 for the Purchase of Online Books and Instructional Materials for Gifted and Talented
11. Approval of Award for Request for Competitive Sealed Proposal (RFCSP) #25B-13-600 for Construction Manager at Risk (CMAR) for Construction of a New Baby University North and Execute Agreement with Selected Firm (2023 Bond Funded)
12. Approval of Award and Execute Agreement for Request for Qualification (RFQ) #25-14-735 for the Purchase of Annual Financial Audit Services
13. Approval of the Region 10 Multi-Region Purchasing Cooperative (R10 MRPC) Interlocal Agreement for the Purchase of Food Products for Food and Nutrition Services for the 2025-2026 School Year
14. Approval of Award for Request for Proposal (RFP) #25-05-916 for the Purchase, Delivery, and Installation of Kitchen Worktables
15. Approval of Award for Request for Proposal (RFP) #25-21-916 for the Purchase of Small Kitchen Equipment
16. Approval of the Renewal of Award for Request for Proposal (RFP) #22-09-914 for the Purchase of Fire Suppression Systems and

Related Services

17. Approval of the Renewal of Award for Request for Proposal (RFP) #22-24-914 for the Purchase of Digital Radio Communications Equipment, Devices, and Related Services
18. Approval of the Renewal of Award for Request for Proposal (RFP) #23-26-914 for the Purchase of Plumbing Parts, Supplies, and Related Services
19. Consider Approval of Award for Request for Qualification (RFQL) #25B-05-600 for Asbestos Consulting Services
20. Acceptance of Gifts and Donations to the District

***Mrs. Lisa Lobb moved to approve the consent agenda items***

***Mr. Michael Kelley, second***

***Motion passes 5-2 absent***

***Mr. Randy Randle moved to adopt item #9***

***Mr. Michael Kelley, second***

***Motion passes 5-2 absent***

Announcements  
Administration

*Superintendent - I want to express my sincere gratitude to each of you for your hard work and dedication in supporting our students, staff, and community. Your collaboration is essential in advancing Irving ISD and making a lasting impact on the future of our 30,000-plus students. I look forward to our continued partnership in fostering educational excellence and empowering our educators.*

Announcements  
Board

*I'm grateful to work for this district and serve with such a dedicated team and superintendent. It's been a privilege to attend many events and be part of this board. The most rewarding part is watching students excel, as their success reflects our collective effort.*

Adjournment

There being no further business, the meeting was adjourned at approximately 7:45 P.M



**IRVING INDEPENDENT SCHOOL DISTRICT**  
**WORK SESSION - BOARD OF TRUSTEES**  
**5:00 P.M.**  
**2621 W. Airport Freeway, Irving, Texas, 75062**  
**Tuesday, January 21, 2025**

Call to Order The work session was called to order by President Dr. Rosemary Robbins at 5:06 p.m.

MEMBERS  
PRESENT: Dr. Rosemary Robbins, President  
Michael Kelley, Secretary  
Michael Kelley  
Lisa Lobb  
Randy Randle  
Nuzhat Hye

ABSENT: AD Jenkins, Vice President  
Mary Richarte

ALSO  
PRESENT: Magda Hernandez, Superintendent  
Fernando Natividad, Finance and Federal/State Programs  
Dorian Galindo, Chief of Staff  
Andre Smith, Chief of Administrative Services  
Wesley Nute, District General Counsel  
Cher Elzy, Tax Collector  
Liesl Payne, Executive Director of Adult Learning,  
Employee Wellness and Community Engagement  
Katie Gilleland, Senior Executive Director of Human  
Resources  
Jorge Acosta, Director of Human Resources  
Emilio Morlett, Investigator  
Ernest Rivera, HR Generalist  
Mahdia Lalee, Director of Business Office  
Mieisha Runnels, Business Office  
Kevin Dodge, Safety & Security  
Jennifer McKee, Director of Early Childhood  
Bel Williams, Executive Director of Intervention Services  
Jose Villasenor, Employee Wellness  
Martiza Villa, Director of Student Assessment  
Gabriella Johnson, Purchasing Bond  
Kristina Feldner, Professional Learning  
Erika Pedroza, MarCom  
Justine Huddleston, MarCom  
Morad Zakhary, Bond Office  
Karen Gae, Bond  
Marco Hinojosa, Transportation  
Jerome Pilgrim, Director of Purchasing  
Olga Rosenberger, Director of Food & Nutrition  
Jana Claxton, Executive Director of C&I  
Judy Boone, Director of Digital & Learning Resources  
Sammy Andrews, Director of Facilities  
Sheila Peragine, Executive Director of Secondary Schools  
Joe Estrada, Executive Director of Elementary Schools  
Imelda Little, Executive Director of Elementary Schools  
Julie Soberanis, Director of Guidance & Counseling  
Tina Few, Accounts Payable Supervisor  
Dr. Reny Lizardo, Executive Director of Campus  
Operations  
Laura Marquez, Special Assistant to Deputy  
Superintendent of School Operations  
Litzzy Ambrocio, Executive Assistant to Superintendent &  
Board Members

VISITORS: None

Special  
Recognition

Discussion of  
Regular Board  
Meeting Agenda  
Matters

Presentation on Updates of the Irving ISD Transitional Early Exit Bilingual Program for Grades PK-5

Presentation on Updates of the Adoption and Purchase of the State Board of Education Approved K-5 RLA and Math Instructional Materials

Discussion took place on January 21, 2025, Regular Meeting Agenda matters

Executive Session

Go into Executive Session at 6:46 pm

- A. Section 551.071 - To seek the advice of the Board's attorney about:
  - 1. Pending or Contemplated Litigation, Settlement Offer, or Matter Under Investigation
  - 2. A Matter in Which the Professional Duty of the Attorney to the Board Conflicts with the Applicable Provisions of the Texas Open Meetings Act.

B. Section 551.072 - To deliberate the purchase, exchange, sale, lease or value of real property if such deliberation in open session would have a detrimental effect on the Board's position in negotiations with a third party

C. Section 551.074 - To deliberate the appointment, employment, resignation, evaluation, reassignment, proposed non-renewals, termination, duties, discipline, or dismissal of a public officer or employee; or to hear a complaint or charge against an officer or employee.

Reconvene into Open Session at 7:12 pm

Adjournment

The work session adjourned at 7:15 pm

**CONSENT ACTION ITEM**  
02/24/2025

**TOPIC:** Consider Approval of Financial Statement for December 2024

**SUBMITTED BY:** Fernando Natividad; Chief Financial Officer

**BACKGROUND:** The monthly preparation of the financial statement is to provide information about the financial position, performance, and changes in financial position of the district, which can be useful to the Board of Trustees, management, and other stakeholders in making economic decisions.

**ADMINISTRATIVE RECOMMENDATION:** The Administration recommends that the Board approve the Financial Statements for December 2024.

**RECOMMENDED BOARD MOTION:** I move the Board to approve the Financial Statements for December 2024.

**Attachments:**

1. Summary Memo from Mahdia Lalee to Fernando Natividad
2. Graphic Presentation of Expenditures and Fund Balance
3. Expenditures and Revenue Report for All Funds
4. Balance Sheet Reports for General Operating, Food Service and Debt Service Funds

Date: February 24, 2025  
To: Fernando Natividad, Chief Financial Officer  
From: Mahdia Lalee, Director of Business Operations  
Subject: Financial Statements for December 2024

---

## **General Operating Fund**

### Revenue:

Total revenue and other sources for the General Operating Fund through December were \$138,704,544 or 43.1% of budget, compared to \$125,889,810 or 38.4% of budget last year, an increase of \$12,814,734 or 10.2%. This increase is attributed to the following item:

- State Resources totaled \$87,993,705 compared to \$75,162,660 last year, an increase of \$12,831,045.

### Expenditures:

Total expenditures and other uses for the General Operating Fund through December were \$105,533,021 or 32.5% of budget, compared to \$111,807,584 or 25.9% of budget last year, a decrease of \$6,274,563 or 5.6%. The is attributed to an overall decrease in payroll, supplies and other services this year compared to prior year.

## **Food Service Fund**

### Revenue:

Total revenue and other sources for the Food Service Fund through December were \$11,369,935 or 46.9% of budget compared to \$10,886,674 or 43.7% of budget last year, an increase of \$483,261 or 4.4%. This increase is attributed to the following item:

- Federal resources totaled \$10,521,165 compared to \$9,922,872 last year, an increase of \$598,293.

### Expenditures:

Total expenditures and other uses for the Food Service Fund through December were \$9,118,396 or 37.7% of budget, compared to \$8,815,220 or 37.9% of budget last year, an increase of \$303,176 or 3.4%. The increase in total expenditures was attributed to the following item:

- Function 35 – This is attributed to an increase in food and supplies of \$589,788 but an overall decrease of \$291,625 in payroll, contracted services and projects this year compared to prior year this time.

## **Debt Service Fund**

### Revenue:

Total revenue and other uses for the Debt Service Fund through December were \$19,264,497 compared to \$18,289,804 last year, an increase of \$974,693. This increase is due to more current year taxes being collected.

### Expenditures:

There were no significant changes to the Debt Service fund when comparing it to this time last year.

## **Special Revenue Funds**

Special Revenue Funds are used to account for the proceeds of special revenue sources (other than tax assessments, major capital projects, etc.) that are legally restricted to expenditures for specified purposes, such as special education grants.

### Revenue:

Total revenue and other uses for the Special Revenue Fund through December were \$2,656,692 compared to \$16,570,841 last year, a decrease of \$13,914,149.

- This decrease is due to the timing of federal grant drawdowns.

### Expenditures:

Total expenditures and other uses for the Special Revenue Fund through December were \$9,709,191 compared to \$19,584,966 last year, a decrease of \$9,875,775.

- The decrease is attributed to less expenditure from ESSER fund.

## **Capital Projects Funds**

### Revenue:

There were no significant changes to the Capital Project fund when comparing it to this time last year.

### Expenditures:

Total expenditures and other uses for the Capital Project Fund through December were \$18,938,288 compared to \$5,332,236 year, an increase of \$13,606,052. The increase is attributed to the 2023 bond and current ongoing projects.

## Proprietary Funds

Irving ISD maintains the following Internal Service Funds: Workers' Compensation, Unemployment, Science Refurbishment, and Print Shop Service Center.

### Revenue:

Total revenue and other sources for the Proprietary Fund through December were \$510,377 or 20.6% of budget compared to \$1,528,720 or 48.1% of budget last year, a decrease of \$1,018,344. The decrease in total revenue is attributed to the following item:

- This decrease is due to an interfund transfer of \$700,000 to the Risk Management fund to cover the TASB costs in the prior year as well as the closing of the Science Refurbishment Center.

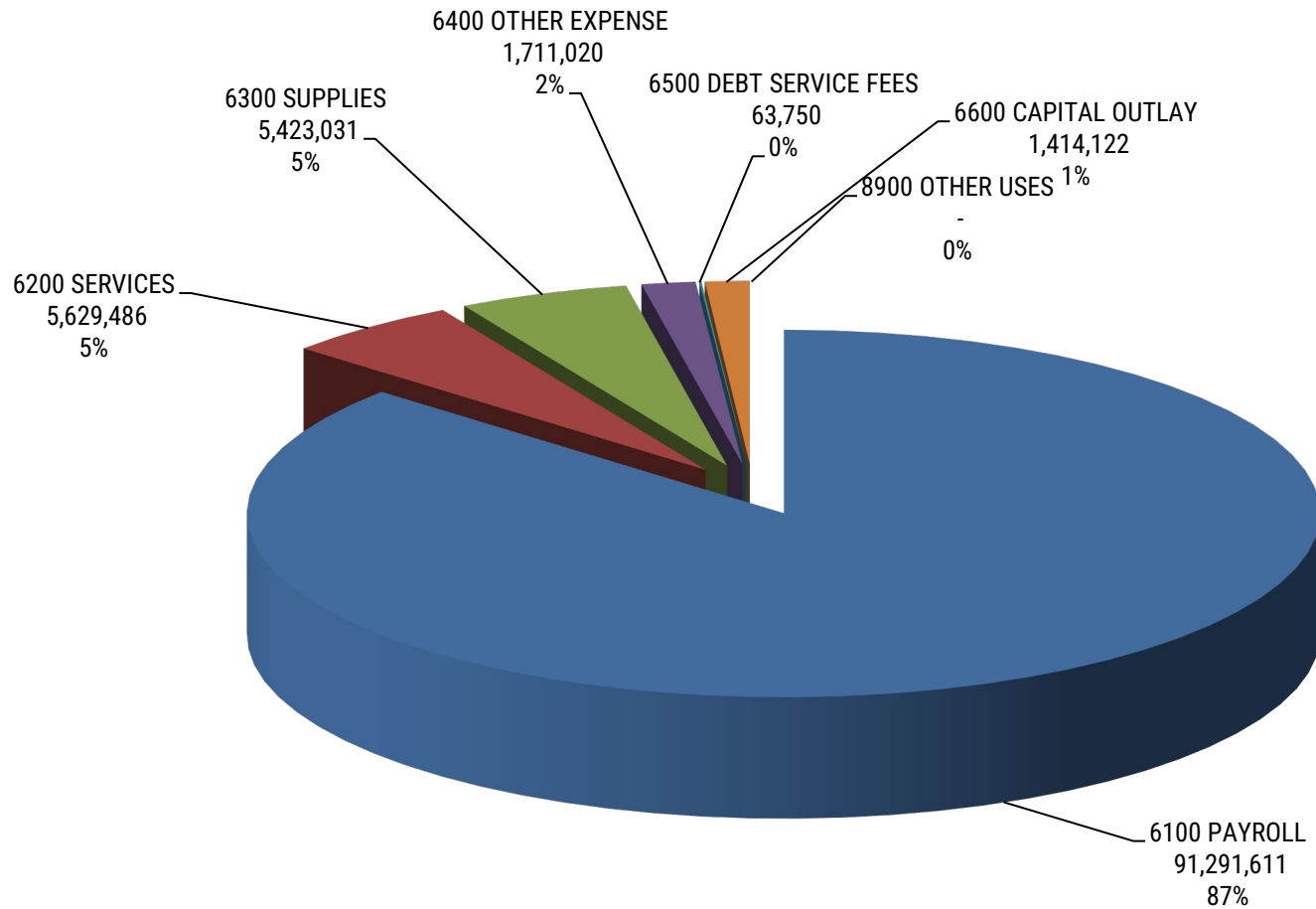
### Expenditures:

Total expenditures and other uses for the Proprietary Fund through December were \$1,302,356 or 52.5% of budget, compared to \$1,731,624 or 54.5% of budget last year, a decrease of \$429,628. The decrease in total expenditures was attributed to the following item:

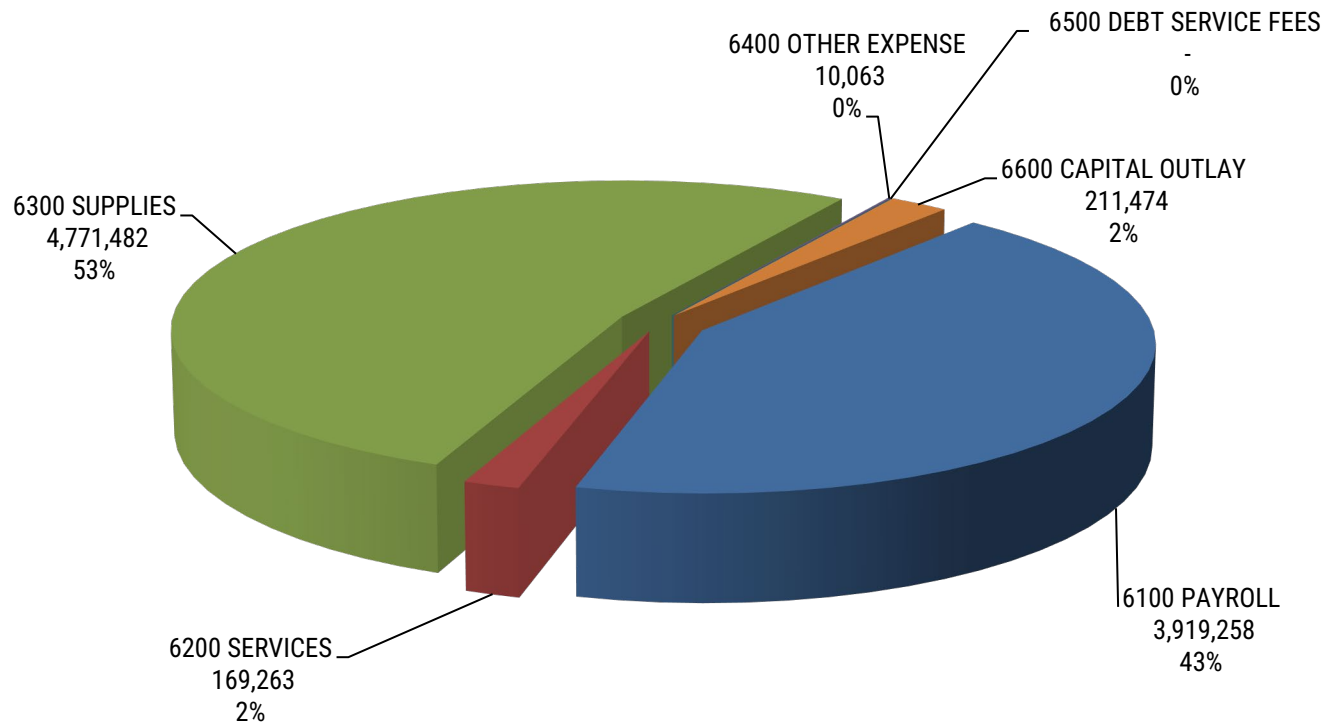
- This decrease is due to the closing of the Science Refurbishment Center and a decrease in Workers Comps claim coverage fees.

As of December 31, 2024, total net assets for all the Internal Service Funds were \$714,428.

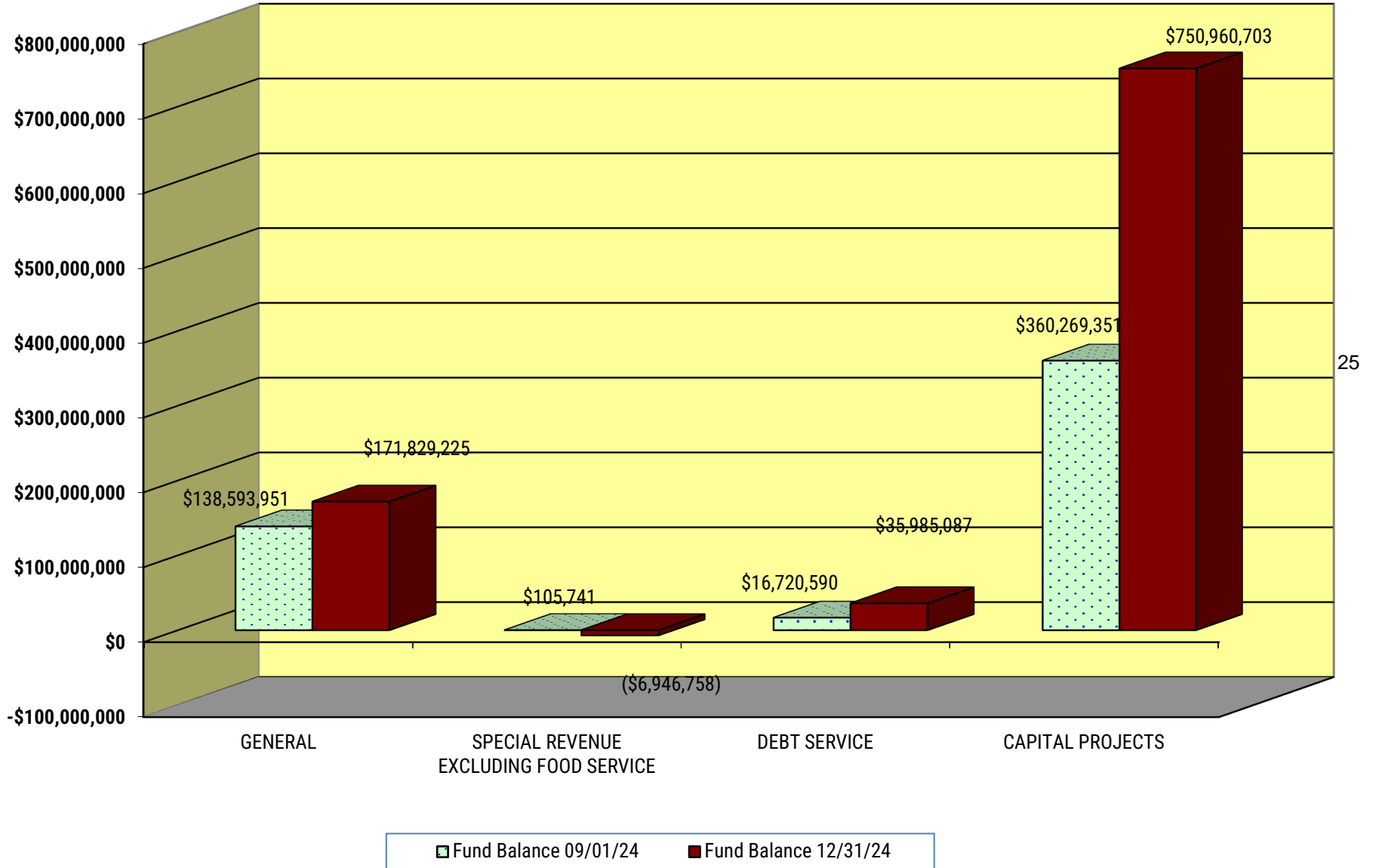
# General Operating Fund YTD Actual Expenditures December 31, 2024



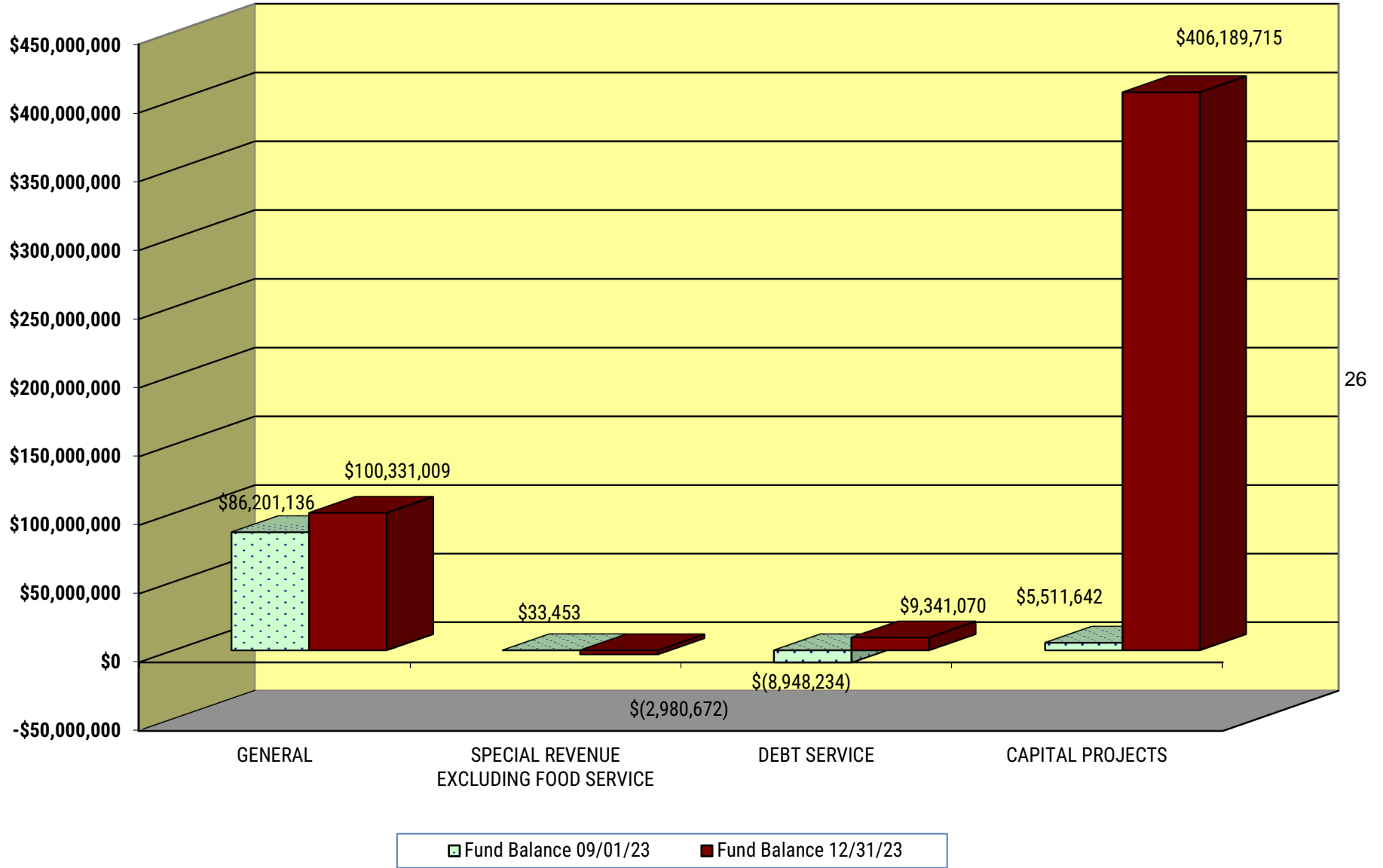
## Food Service Fund YTD Actual Expenditures December 31, 2024



### Comparative Fund Balances December 31, 2024



### Comparative Fund Balances December 31, 2023



**IRVING INDEPENDENT SCHOOL DISTRICT**  
**COMPARISON OF GENERAL OPERATING BUDGET & ACTUAL**  
**December 31, 2024**

	CURRENT YEAR						PRIOR YEAR		
	09/01/2024 to 12/31/2024			12/24 MTD		(OVER) UNDER	09/01/2023 to 12/31/2023		
	BUDGET	ACTUAL	%YTD	ACTUAL	%MTD	YTD BUDGET	BUDGET	ACTUAL	%YTD
<b>REVENUE</b>									
<b>LOCAL RESOURCES:</b>									
5711 TAXES CURRENT YEAR	154,020,875	46,593,506	30.3%	35,316,381	22.9%	107,427,369	165,491,762	44,344,562	26.8%
5712 DELINQUENT TAXES	228,522	(411,789)	-180.2%	(374,946)	-164.1%	640,311	245,542	(481,201)	-196.0%
5719 OTHER TAX RELATED REVENUE	446,729	322,803	72.3%	75,948	17.0%	123,926	480,000	335,086	69.8%
TOTAL TAXES	154,696,126	46,504,520	30.1%	35,017,383	22.6%	108,191,606	166,217,304	44,198,446	26.6%
5735 SUMMER SCHOOL	-	-	--	-	--	-	-	-	--
5738 PARKING FEES	4,500	1,370	30.4%	96	2.1%	3,130	4,500	1,881	41.8%
5739 OTHER TUITION AND FEES	100,000	162,098	162.1%	38,163	38.2%	(62,098)	200,000	172,025	86.0%
5742 INVESTMENT EARNINGS	250,000	2,407,763	963.1%	953,325	381.3%	(2,157,763)	250,000	1,973,758	789.5%
5743 RENTAL OF FACILITIES	50,000	19,773	39.5%	4,895	9.8%	30,228	70,000	9,665	13.8%
5744 GIFTS AND BEQUESTS	70,000	7,118	10.2%	100	0.1%	62,882	162,450	41,968	25.8%
5745 NET INSURANCE RECOVERY	6,000	14,131	235.5%	-	0.0%	(8,131)	200,000	500	0.3%
5746 TIF TAXES COLLECTED	-	-	--	-	--	-	-	-	--
5749 MISCELLANEOUS REVENUE	200,000	414,933	207.5%	74,670	37.3%	(214,933)	500,000	811,334	162.3%
5752 ATHLETIC	-	130,387	--	28,445	--	(130,387)	-	118,027	--
5755 ACTIVITY FUND RECEIPTS	1,103,073	397,160	36.0%	81,511	7.4%	705,913	1,115,548	399,690	35.8%
5766 CONCURRENT ENROLLMENT	25,000	2,000	8.0%	-	0.0%	23,000	50,000	-	0.0%
5767 IRVING SCHOOL FOUNDATION	-	36,367	508.8%	(1,915)	-4.3%	(181,918)	38,726	78,079	201.6%
5769 REVENUE FROM INTERMEDIATE	44,500	226,418	206.1%	-	0.0%	(1,966,446)	200,000	180,766	90.4%
TOTAL OTHER LOCAL RESOURCES	1,853,073	3,819,519	206.1%	1,179,290	63.6%	(1,966,446)	2,791,224	3,787,692	135.7%
TOTAL LOCAL RESOURCES	156,549,199	50,324,039	32.1%	36,196,672	23.1%	106,225,160	169,008,528	47,986,138	28.4%
<b>STATE RESOURCES:</b>									
5811 PER CAPITA	-	5,455,864	--	1,995,556	--	(5,455,864)	-	3,893,104	--
5812 FOUNDATION ENTITLEMENT	150,338,143	77,258,606	51.4%	-	0.0%	73,079,537	137,450,419	65,864,226	47.9%
5819 STATE	-	-	--	-	--	-	-	-	--
5829 TEA/NON-FOUNDATION REVENUE	-	-	--	-	--	-	-	-	--

**IRVING INDEPENDENT SCHOOL DISTRICT**  
**COMPARISON OF GENERAL OPERATING BUDGET & ACTUAL**  
**December 31, 2024**

	CURRENT YEAR						PRIOR YEAR		
	09/01/2024 to 12/31/2024			12/24 MTD		(OVER) UNDER	09/01/2023 to 12/31/2023		
	BUDGET	ACTUAL	%YTD	ACTUAL	%MTD	YTD BUDGET	BUDGET	ACTUAL	%YTD
5831 STATE TRS ON-BEHALF	11,000,000	5,279,235	48.0%	1,320,602	12.0%	5,720,765	12,500,000	5,405,330	43.2%
TOTAL STATE RESOURCES	161,338,143	87,993,705	54.5%	3,316,158	2.1%	73,344,438	149,950,419	75,162,660	50.1%
<b>FEDERAL RESOURCES:</b>									
5929 FEDERAL REVENUE-TEA DIST	300,000	84,490	28.2%	13,390	4.5%	215,510	4,000,000	2,225,703	55.6%
5931 SHARS REIMBURSEMENT	3,219,000	160,372	5.0%	71,029	2.2%	3,058,628	4,350,000	413,029	9.5%
5939 CHILD & ADULT CARE PROGF	-	-	--	-	--	-	-	-	--
5946 BABS SUBSIDY	-	-	--	-	--	-	-	-	--
5949 ROTC	250,000	141,938	56.8%	12,010	4.8%	108,062	250,000	101,705	40.7%
5959 SHARED SERVICE ARRANGEM	-	-	--	-	--	-	-	575	28
TOTAL FEDERAL RESOURCES	3,769,000	386,800	10.3%	96,429	2.6%	3,382,200	8,600,000	2,741,012	31.9%
<b>OTHER SOURCES:</b>									
7912 SALE OF FIXED ASSETS	-	-	--	-	--	-	-	-	--
7913 LEASE/PURCHASE PROCEED:	-	-	--	-	--	-	-	-	--
7915 INTERFUND TRANSFERS IN	-	-	--	-	--	-	-	-	--
7918 SPECIAL ITEMS	-	-	--	-	--	-	-	-	--
7949 SBITA PROCEEDS	-	-	--	-	--	-	-	-	--
TOTAL OTHER REVENUE SOURC	-	-	--	-	--	-	-	-	--
<b>TOTAL GENERAL OPERATING REV</b>	<b>321,656,342</b>	<b>138,704,544</b>	<b>43.1%</b>	<b>39,609,260</b>	<b>12.3%</b>	<b>182,951,798</b>	<b>327,558,947</b>	<b>125,889,810</b>	<b>38.4%</b>

**IRVING INDEPENDENT SCHOOL DISTRICT**  
**COMPARISON OF GENERAL OPERATING BUDGET & ACTUAL**  
**December 31, 2024**

	CURRENT YEAR						PRIOR YEAR		
	09/01/2024 to 12/31/2024			12/24 MTD		(OVER) UNDER	09/01/2023 to 12/31/2023		
	BUDGET	ACTUAL	%YTD	ACTUAL	%MTD	YTD BUDGET	BUDGET	ACTUAL	%YTD
<b>EXPENDITURES</b>									
<b>11 INSTRUCTION:</b>									
6100 PAYROLL	176,426,352	60,512,841	34.3%	15,108,293	8.6%	115,913,511	183,835,971	60,287,371	32.8%
6200 CONTRACTED SERVICES	1,474,874	529,990	35.9%	61,902	4.2%	944,884	1,864,576	821,450	44.1%
6300 SUPPLIES	9,150,193	2,203,169	24.1%	313,501	3.4%	6,947,024	10,113,326	2,688,638	26.6%
6400 OTHER EXPENSE	1,831,830	537,195	29.3%	167,485	9.1%	1,294,635	2,020,544	705,768	34.9%
6600 CAPITAL OUTLAY	220,586	493,146	223.6%	493,146	223.6%	(272,560)	10,000	536,386	5363.9%
TOTAL INSTRUCTION	189,103,835	64,276,341	34.0%	16,144,326	8.5%	124,827,494	197,844,416	65,039,612	32.9%
<b>12 LIBRARY:</b>									
6100 PAYROLL	3,778,610	872,243	23.1%	215,885	5.7%	2,906,367	4,674,188	1,376,814	29.5%
6200 CONTRACTED SERVICES	36,108	15,936	44.1%	124	0.3%	20,171	28,683	10,187	35.5%
6300 SUPPLIES	794,308	338,741	42.6%	71,774	9.0%	455,567	790,163	497,999	63.0%
6400 OTHER EXPENSE	33,972	7,783	22.9%	2,788	8.2%	26,189	54,857	6,743	12.3%
6600 CAPITAL OUTLAY	19,704	10,897	55.3%	2,075	10.5%	8,807	-	2,115	--
TOTAL LIBRARY	4,662,701	1,245,601	26.7%	292,645	6.3%	3,417,100	5,547,890	1,893,858	34.1%
<b>13 STAFF DEVELOPMENT:</b>									
6100 PAYROLL	3,249,433	897,857	27.6%	212,069	6.5%	2,351,576	3,563,381	856,338	24.0%
6200 CONTRACTED SERVICES	242,887	31,476	13.0%	4,540	1.9%	211,412	274,097	48,264	17.6%
6300 SUPPLIES	566,634	376,108	66.4%	8,664	1.5%	190,527	506,397	115,781	22.9%
6400 OTHER EXPENSE	469,518	94,708	20.2%	10,782	2.3%	374,810	565,442	146,438	25.9%
6500 DEBT SERVICE FEES	-	-	--	-	--	-	-	-	--
6600 CAPITAL OUTLAY	-	2,075	--	2,075	--	(2,075)	-	2,075	--
TOTAL STAFF DEVELOPMENT	4,528,473	1,402,224	31.0%	238,130	5.3%	3,126,250	4,909,317	1,168,895	23.8%
<b>21 INSTRUCTIONAL ADMINISTRATION:</b>									
6100 PAYROLL	6,383,518	1,927,243	30.2%	504,797	7.9%	4,456,275	6,055,811	1,996,290	33.0%

**IRVING INDEPENDENT SCHOOL DISTRICT  
COMPARISON OF GENERAL OPERATING BUDGET & ACTUAL  
December 31, 2024**

	CURRENT YEAR						PRIOR YEAR		
	09/01/2024 to 12/31/2024			12/24 MTD	(OVER) UNDER		09/01/2023 to 12/31/2023		
	BUDGET	ACTUAL	%YTD	ACTUAL	%MTD	YTD BUDGET	BUDGET	ACTUAL	%YTD
6200 CONTRACTED SERVICES	326,991	122,917	37.6%	15,467	4.7%	204,074	401,706	200,908	50.0%
6300 SUPPLIES	701,228	243,985	34.8%	11,231	1.6%	457,243	746,599	551,668	73.9%
6400 OTHER EXPENSE	1,016,121	95,010	9.4%	21,324	2.1%	921,111	960,239	139,711	14.5%
6600 CAPITAL OUTLAY	40,164	48,920	121.8%	30,590	76.2%	(8,756)	500	19,513	3902.5%
TOTAL INSTRUCTIONAL ADMINI	8,468,021	2,438,075	28.8%	583,409	6.9%	6,029,947	8,164,855	2,908,091	35.6%
<b>23 SCHOOL ADMINISTRATION:</b>									
6100 PAYROLL	17,614,552	6,267,175	35.6%	1,566,223	8.9%	11,347,377	20,241,267	6,496,981	32.1%
6200 CONTRACTED SERVICES	163,224	12,029	7.4%	3,758	2.3%	151,196	179,533	35,943	20.0%
6300 SUPPLIES	333,274	135,535	40.7%	33,399	10.0%	197,739	356,045	152,698	42.9%
6400 OTHER EXPENSE	398,968	118,264	29.6%	56,381	14.1%	280,704	390,522	114,479	29.3%
6600 CAPITAL OUTLAY	1,658	-	0.0%	-	0.0%	1,658	14,382	14,382	100.0%
TOTAL SCHOOL ADMINISTRATIC	18,511,676	6,533,003	35.3%	1,659,761	9.0%	11,978,673	21,181,748	6,814,482	32.2%

**IRVING INDEPENDENT SCHOOL DISTRICT**  
**COMPARISON OF GENERAL OPERATING BUDGET & ACTUAL**  
**December 31, 2024**

	CURRENT YEAR						PRIOR YEAR		
	09/01/2024 to 12/31/2024			12/24 MTD		(OVER) UNDER	09/01/2023 to 12/31/2023		
	BUDGET	ACTUAL	%YTD	ACTUAL	%MTD	YTD BUDGET	BUDGET	ACTUAL	%YTD
<b>31 COUNSELING SERVICES:</b>									
6100 PAYROLL	14,148,265	4,853,671	34.3%	1,206,919	8.5%	9,294,594	13,976,385	4,971,253	35.6%
6200 CONTRACTED SERVICES	1,838,910	1,216,941	66.2%	201,932	11.0%	621,968	1,231,333	731,831	59.4%
6300 SUPPLIES	650,340	198,200	30.5%	3,346	0.5%	452,140	693,826	143,123	20.6%
6400 OTHER EXPENSE	119,976	34,747	29.0%	8,714	7.3%	85,230	131,449	39,075	29.7%
6600 CAPITAL OUTLAY	-	3,291	--	3,291	--	(3,291)	-	-	--
TOTAL COUNSELING SERVICES	16,757,491	6,306,850	37.6%	1,424,202	8.5%	10,450,641	16,032,992	5,885,283	36.7%
<b>32 ATTENDANCE SERVICES:</b>									
6100 PAYROLL	867,793	144,571	16.7%	36,615	4.2%	723,222	1,315,501	239,272	18.2%
6200 CONTRACTED SERVICES	750	-	0.0%	-	0.0%	750	2,750	1,680	61.1%
6300 SUPPLIES	-	-	--	-	--	-	-	-	--
6400 OTHER EXPENSE	4,202	-	0.0%	-	0.0%	4,202	1,242	20	1.6%
TOTAL ATTENDANCE SERVICES	872,745	144,571	16.6%	36,615	4.2%	728,173	1,319,493	240,972	18.3%
<b>33 HEALTH SERVICES:</b>									
6100 PAYROLL	3,248,712	1,134,927	34.9%	280,811	8.6%	2,113,785	3,466,331	1,086,863	31.4%
6200 CONTRACTED SERVICES	4,163	-	0.0%	-	0.0%	4,163	4,800	992	20.7%
6300 SUPPLIES	117,276	49,620	42.3%	843	0.7%	67,656	103,726	61,901	59.7%
6400 OTHER EXPENSE	6,590	513	7.8%	95	1.4%	6,077	11,930	1,879	15.8%
6600 CAPITAL OUTLAY	-	2,075	--	2,075	--	(2,075)	-	2,075	--
TOTAL HEALTH SERVICES	3,376,742	1,187,134	35.2%	283,824	8.4%	2,189,607	3,586,787	1,153,710	32.2%
<b>34 PUPIL TRANSPORTATION:</b>									
6100 PAYROLL	7,615,796	3,226,897	42.4%	729,181	9.6%	4,388,899	7,263,518	3,252,225	44.8%
6200 CONTRACTED SERVICES	949,145	153,219	16.1%	27,898	2.9%	795,926	1,265,320	160,600	12.7%
6300 SUPPLIES	1,042,803	(70,055)	-6.7%	(38,629)	-3.7%	1,112,858	1,044,259	6,776	0.6%
6400 OTHER EXPENSE	196,701	45,912	23.3%	8,679	4.4%	150,789	342,987	157,607	46.0%
6600 CAPITAL OUTLAY	1,942,470	705,670	36.3%	283,710	14.6%	1,236,800	1,757,642	8,140	0.5%

31

**IRVING INDEPENDENT SCHOOL DISTRICT**  
**COMPARISON OF GENERAL OPERATING BUDGET & ACTUAL**  
**December 31, 2024**

	CURRENT YEAR						PRIOR YEAR		
	09/01/2024 to 12/31/2024			12/24 MTD	(OVER) UNDER		09/01/2023 to 12/31/2023		
	BUDGET	ACTUAL	%YTD	ACTUAL	%MTD	YTD BUDGET	BUDGET	ACTUAL	%YTD
TOTAL PUPIL TRANSPORTATION	11,746,915	4,061,644	34.6%	1,010,839	8.6%	7,685,271	11,673,725	3,585,348	30.7%
<b>35 FOOD SERVICE:</b>									
6100 PAYROLL	68,898	207,805	301.6%	46,086	66.9%	(138,907)	741,065	221,174	29.8%
6300 SUPPLIES	-	-	--	-	--	-	1,600	-	0.0%
6400 OTHER EXPENSE	220,000	-	0.0%	-	0.0%	220,000	220,000	-	0.0%
6600 CAPITAL OUTLAY	-	-	--	-	--	-	-	-	--
TOTAL FOOD SERVICE	288,898	207,805	71.9%	46,086	16.0%	81,093	962,665	221,174	23.0%
<b>36 EXTRA-CURRICULAR ACTIVITIES:</b>									
6100 PAYROLL	2,403,486	1,524,890	63.4%	378,764	15.8%	878,596	3,933,398	1,468,325	37.3%
6200 CONTRACTED SERVICES	474,506	174,600	36.8%	31,389	6.6%	299,906	588,907	248,170	42.1%
6300 SUPPLIES	999,626	249,232	24.9%	78,513	7.9%	750,394	687,798	98,227	14.3%
6400 OTHER EXPENSE	842,811	450,370	53.4%	84,375	10.0%	392,441	940,745	483,268	51.4%
6600 CAPITAL OUTLAY	17,500	3,100	17.7%	3,100	17.7%	14,400	17,500	4,162	23.8%
TOTAL EXTRA-CURRICULAR ACT	4,737,929	2,402,193	50.7%	576,142	12.2%	2,335,736	6,168,348	2,302,152	37.3%

**IRVING INDEPENDENT SCHOOL DISTRICT**  
**COMPARISON OF GENERAL OPERATING BUDGET & ACTUAL**  
**December 31, 2024**

	CURRENT YEAR						PRIOR YEAR		
	09/01/2024 to 12/31/2024			12/24 MTD		(OVER) UNDER	09/01/2023 to 12/31/2023		
	BUDGET	ACTUAL	%YTD	ACTUAL	%MTD	YTD BUDGET	BUDGET	ACTUAL	%YTD
<b>41 GENERAL ADMINISTRATION:</b>									
6100 PAYROLL	15,607,962	2,414,768	15.5%	602,219	3.9%	13,193,194	7,280,389	2,592,658	35.6%
6200 CONTRACTED SERVICES	1,677,003	436,026	26.0%	79,132	4.7%	1,240,977	1,670,404	282,667	16.9%
6300 SUPPLIES	908,938	399,188	43.9%	10,311	1.1%	509,751	1,488,568	133,934	9.0%
6400 OTHER EXPENSE	1,087,622	124,640	11.5%	24,992	2.3%	962,982	910,573	366,992	40.3%
6500 DEBT SERVICE FEES	-	-	--	-	--	-	-	70,267	--
6600 CAPITAL OUTLAY	97,639	47,403	48.5%	(545,658)	-558.8%	50,237	70,952	(534,078)	-752.7%
TOTAL GENERAL ADMINISTRATION	19,379,165	3,422,024	17.7%	170,996	0.9%	15,957,140	11,420,886	2,912,440	25.5%
<b>51 MAINTENANCE:</b>									
6100 PAYROLL	16,538,862	4,941,687	29.9%	1,203,630	7.3%	11,597,175	15,765,325	5,320,958	33.8%
6200 CONTRACTED SERVICES	7,941,995	1,924,517	24.2%	599,104	7.5%	6,017,478	7,976,980	3,115,132	39.1%
6300 SUPPLIES	2,038,812	842,373	41.3%	132,959	6.5%	1,196,440	2,607,149	1,251,052	48.0%
6400 OTHER EXPENSE	1,554,676	106,560	6.9%	(50,145)	-3.2%	1,448,116	2,044,627	2,254,590	110.3%
6500 DEBT SERVICE FEES	-	-	--	-	--	-	-	-	--
6600 CAPITAL OUTLAY	106,738	22,052	20.7%	6,246	5.9%	84,686	234,439	164,721	70.3%
TOTAL MAINTENANCE	28,181,083	7,837,188	27.8%	1,891,794	6.7%	20,343,895	28,628,521	12,106,452	42.3%
<b>52 SECURITY:</b>									
6100 PAYROLL	3,259,783	1,345,835	41.3%	295,977	9.1%	1,913,948	2,606,830	954,930	36.6%
6200 CONTRACTED SERVICES	1,183,619	69,442	5.9%	37,450	3.2%	1,114,178	2,311,472	891,659	38.6%
6300 SUPPLIES	286,845	137,136	47.8%	5,965	2.1%	149,709	488,387	204,602	41.9%
6400 OTHER EXPENSE	1,308	855	65.4%	50	3.8%	453	55,474	24,492	44.1%
6600 CAPITAL OUTLAY	48,100	-	0.0%	-	0.0%	48,100	38,100	-	0.0%
TOTAL SECURITY	4,779,655	1,553,268	32.5%	339,441	7.1%	3,226,387	5,500,263	2,075,682	37.7%
<b>53 DATA PROCESSING:</b>									
6100 PAYROLL	2,741,448	917,935	33.5%	240,474	8.8%	1,823,513	2,306,183	940,797	40.8%
6200 CONTRACTED SERVICES	907,506	367,921	40.5%	58,602	6.5%	539,585	928,190	648,300	69.8%

**IRVING INDEPENDENT SCHOOL DISTRICT**  
**COMPARISON OF GENERAL OPERATING BUDGET & ACTUAL**  
**December 31, 2024**

	CURRENT YEAR						PRIOR YEAR		
	09/01/2024 to 12/31/2024			12/24 MTD		(OVER) UNDER	09/01/2023 to 12/31/2023		
	BUDGET	ACTUAL	%YTD	ACTUAL	%MTD	YTD BUDGET	BUDGET	ACTUAL	%YTD
6300 SUPPLIES	1,003,526	311,281	31.0%	14,638	1.5%	692,246	1,047,126	384,448	36.7%
6400 OTHER EXPENSE	59,700	7,690	12.9%	5,213	8.7%	52,010	44,700	4,744	10.6%
6500 DEBT SERVICE FEES	-	-	--	-	--	-	-	-	--
6600 CAPITAL OUTLAY	102,044	7,440	7.3%	7,440	7.3%	94,604	20,000	7,440	37.2%
TOTAL DATA PROCESSING	4,814,224	1,612,267	33.5%	326,368	6.8%	3,201,958	4,346,200	1,985,729	45.7%
<b>61 COMMUNITY SERVICES:</b>									
6100 PAYROLL	2,521,018	101,266	4.0%	26,471	1.1%	2,419,752	385,558	101,161	26.2%
6200 CONTRACTED SERVICES	265,469	170,930	64.4%	44,183	16.6%	94,538	242,186	170,837	70.5%
6300 SUPPLIES	60,503	8,519	14.1%	1,370	2.3%	51,984	85,294	9,073	10.6%
6400 OTHER EXPENSE	177,695	86,772	48.8%	22,894	12.9%	90,922	190,192	56,948	29.9%
6600 CAPITAL OUTLAY	125,984	-	0.0%	-	0.0%	125,984	-	2,075	--
TOTAL COMMUNITY SERVICES	3,150,668	367,488	11.7%	94,918	3.0%	2,783,180	903,230	340,094	37.7%
<b>71 DEBT SERVICE</b>									
6500 DEBT SERVICE FEES	63,750	63,750	100.0%	-	0.0%	-	180,830	47,648	26.3%
TOTAL PAYMENTS TO JJAEP	63,750	63,750	100.0%	-	0.0%	-	180,830	47,648	26.3%

**IRVING INDEPENDENT SCHOOL DISTRICT**  
**COMPARISON OF GENERAL OPERATING BUDGET & ACTUAL**  
**December 31, 2024**

	CURRENT YEAR						PRIOR YEAR		
	09/01/2024 to 12/31/2024			12/24 MTD		(OVER) UNDER	09/01/2023 to 12/31/2023		
	BUDGET	ACTUAL	%YTD	ACTUAL	%MTD	YTD BUDGET	BUDGET	ACTUAL	%YTD
<b>81 FACILITIES:</b>									
6200 CONTRACTED SERVICES	-	-	--	-	--	-	-	-	--
6300 SUPPLIES & MATERIALS	-	-	--	-	--	-	-	-	--
6400 OTHER EXPENSE	-	-	--	-	--	-	-	-	--
6600 CAPITAL OUTLAY	39,827	68,054	170.9%	-	0.0%	(28,227)	86,272	64,163	74.4%
<b>TOTAL FACILITIES</b>	<b>39,827</b>	<b>68,054</b>	<b>170.9%</b>	<b>-</b>	<b>0.0%</b>	<b>(28,227)</b>	<b>86,272</b>	<b>64,163</b>	<b>74.4%</b>
<b>95 PAYMENTS TO JJAEP:</b>									
6200 CONTRACTED SERVICES	190,000	33,894	17.8%	16,758	8.8%	156,106	190,000	8,568	4.5% <sup>35</sup>
<b>TOTAL PAYMENTS TO JJAEP</b>	<b>190,000</b>	<b>33,894</b>	<b>17.8%</b>	<b>16,758</b>	<b>8.8%</b>	<b>156,106</b>	<b>190,000</b>	<b>8,568</b>	<b>4.5%</b>
<b>97 PAYMENTS TO TIF:</b>									
6400 OTHER EXPENSE	-	-	--	-	--	-	-	-	--
<b>TOTAL PAYMENTS TO TIF</b>	<b>-</b>	<b>-</b>	<b>--</b>	<b>-</b>	<b>--</b>	<b>-</b>	<b>-</b>	<b>-</b>	<b>--</b>
<b>99 INTERGOVERNMENTAL CHARGES:</b>									
6200 CONTRACTED SERVICES	740,232	369,647	49.9%	-	0.0%	370,585	702,478	353,232	50.3%
<b>TOTAL INTERGOVERNMENTAL C</b>	<b>740,232</b>	<b>369,647</b>	<b>49.9%</b>	<b>-</b>	<b>0.0%</b>	<b>370,585</b>	<b>702,478</b>	<b>353,232</b>	<b>50.3%</b>
<b>OTHER USES:</b>									
8911 INTERFUND TRANSFERS OUT	-	-	--	-	--	-	700,000	700,000	100.0%
<b>TOTAL OTHER USES</b>	<b>-</b>	<b>-</b>	<b>--</b>	<b>-</b>	<b>--</b>	<b>-</b>	<b>700,000</b>	<b>700,000</b>	<b>100.0%</b>
<b>TOTAL 6000 EXPENDITURES:</b>	<b>324,394,031</b>	<b>105,533,021</b>	<b>32.5%</b>	<b>25,136,254</b>	<b>7.7%</b>	<b>218,861,010</b>	<b>330,050,917</b>	<b>111,807,584</b>	<b>33.9%</b>
<b>EXCESS (DEFICIENCY)</b>									
<b>REVENUE OVER EXPENDITURES:</b>	<b>(2,737,689)</b>	<b>33,171,524</b>		<b>14,473,005</b>			<b>(2,491,970)</b>	<b>14,082,225</b>	
<b>BEGINNING FUND BALANCE:</b>	<b>79,953,667</b>	<b>126,972,569</b>					<b>118,093,034</b>	<b>118,093,034</b>	

**IRVING INDEPENDENT SCHOOL DISTRICT  
 COMPARISON OF GENERAL OPERATING BUDGET & ACTUAL  
 December 31, 2024**

	<b>CURRENT YEAR</b>						<b>PRIOR YEAR</b>		
	<b>09/01/2024 to 12/31/2024</b>			<b>12/24 MTD</b>		<b>(OVER) UNDER</b>	<b>09/01/2023 to 12/31/2023</b>		
	<b>BUDGET</b>	<b>ACTUAL</b>	<b>%YTD</b>	<b>ACTUAL</b>	<b>%MTD</b>	<b>YTD BUDGET</b>	<b>BUDGET</b>	<b>ACTUAL</b>	<b>%YTD</b>
<b>ENDING FUND BALANCE:</b>	<u>77,215,978</u>	<u>160,144,093</u>					<u>115,601,064</u>	<u>132,175,259</u>	

**IRVING INDEPENDENT SCHOOL DISTRICT**  
**COMPARISON OF GENERAL OPERATING BUDGET & ACTUAL**  
**December 31, 2024**

	CURRENT YEAR						PRIOR YEAR		
	09/01/2024 to 12/31/2024			12/24 MTD		(OVER) UNDER	09/01/2023 to 12/31/2023		
	BUDGET	ACTUAL	%YTD	ACTUAL	%MTD	YTD BUDGET	BUDGET	ACTUAL	%YTD
<b>REVENUE SUMMARY:</b>									
LOCAL REVENUE	156,549,199	50,324,039	32.1%	36,196,672	23%	106,225,160	169,008,528	47,986,138	28.4%
STATE REVENUE	161,338,143	87,993,705	54.5%	3,316,158	2%	73,344,438	149,950,419	75,162,660	50.1%
FEDERAL REVENUE	3,769,000	386,800	10.3%	96,429	3%	3,382,200	8,600,000	2,741,012	31.9%
OTHER SOURCES	-	-	--	-	--	-	-	-	--
TOTAL OTHER REVENUE SOURCES	321,656,342	138,704,544	43.1%	39,609,260	12%	182,951,798	327,558,947	125,889,810	38.4%
<b>APPROPRIATIONS/EXPENDITURES</b>									
<b>BUDGET CATEGORY SUMMARY:</b>									
6100 PAYROLL	276,474,488	91,291,611	33.0%	21,925,233	8%	185,182,877	277,411,101	92,163,409	33.2% <sup>37</sup>
6200 SERVICES	18,417,382	5,629,486	30.6%	1,163,018	6%	12,787,896	19,863,416	7,730,422	38.9%
6300 SUPPLIES	18,654,307	5,423,031	29.1%	686,514	4%	13,231,276	20,760,262	6,299,921	30.3%
6400 OTHER EXPENSE	8,021,690	1,711,020	21.3%	638,659	8%	6,310,670	8,885,522	4,502,752	50.7%
6500 DEBT SERVICE FEES	63,750	63,750	100.0%	-	0%	-	180,830	117,914	65.2%
6600 CAPITAL OUTLAY	2,762,414	1,414,122	51.2%	4,380	0%	1,348,292	2,249,787	293,167	13.0%
8900 OTHER USES	-	-	--	-	--	-	700,000	700,000	100.0%
TOTAL APPROPRIATIONS/EXPENDITURES	324,394,031	105,533,021	32.5%	24,417,804	8%	218,861,010	330,050,917	111,807,584	33.9%

	09/01/2024 to					09/01/2023 to			
	12/31/2024		12/24		(OVER)	12/31/2023			
	BUDGET	ACTUAL	%YTD	ACTUAL	%MTD	YTD BUDGET	BUDGET	ACTUAL	%YTD
<b>REVENUE:</b>									
<b>LOCAL RESOURCES:</b>									
5742 INVESTMENT EARNINGS	80,000	517,224	646.5%	126,183	157.7%	(437,224)	80,000	549,127	686.4%
5749 MISCELLANEOUS REVENUE	-	10,985	0.0%	-	--	-	-	35,151	--
5751 FOOD SERVICES	1,000,000	320,562	32.1%	97,329	9.7%	679,438	1,000,000	379,525	38.0%
5755 ACTIVITY FUND RECEIPTS	-	-	--	-	--	-	50,000	-	0.0%
TOTAL LOCAL RESOURCES	1,080,000	848,771	78.6%	223,512	20.7%	231,229	1,130,000	963,803	85.3%
<b>STATE RESOURCES:</b>									
5829 TEA/NON-FOUNDATION REVENUE	120,000	-	0.0%	-	0.0%	120,000	120,000	-	0.0%
5839 STATE REVENUE TEXAS GRANTS	-	-	0.0%	-	0.0%	-	-	-	0.0%
TOTAL STATE RESOURCES	120,000	-	0.0%	-	0.0%	120,000	120,000	-	0.0%
<b>FEDERAL RESOURCES:</b>									
5921 SCHOOL BREAKFAST PROGRAM	6,000,000	2,301,144	38.4%	659,453	11.0%	3,698,856	6,000,000	2,952,591	49.2%
5922 NATIONAL SCHOOL LUNCH PROGRAM	15,346,000	7,969,704	51.9%	1,539,961	10.0%	7,376,296	15,640,000	6,723,060	43.0%
5923 USDA DONATED COMMODITIES	1,500,000	-	0.0%	-	0.0%	1,500,000	1,850,000	-	0.0%
5938 SUMMER FEEDING PROGRAM	-	-	--	-	--	-	-	-	--
5939 CACFP SUPPER PROGRAM	200,000	250,316	125.2%	108,676	54.3%	(50,316)	200,000	247,221	123.6%
TOTAL FEDERAL RESOURCES	23,046,000	10,521,165	45.7%	2,308,091	10.0%	12,524,835	23,690,000	9,922,872	41.9%
<b>OTHER SOURCES:</b>									
7949 SBITA PROCEEDS	-	-	--	-	--	-	-	-	--
TOTAL OTHER REVENUE SOURCES	-	-	--	-	--	-	-	-	--
<b>TOTAL FOOD SERVICE REVENUE:</b>	<b>24,246,000</b>	<b>11,369,935</b>	<b>46.9%</b>	<b>2,531,603</b>	<b>10.4%</b>	<b>12,876,065</b>	<b>24,940,000</b>	<b>10,886,674</b>	<b>43.7%</b>
<b>EXPENDITURES:</b>									
<b>35 FOOD SERVICE:</b>									
6100 PAYROLL	10,104,542	3,898,919	38.6%	819,240	8.1%	6,205,623	9,461,378	4,141,968	43.8%
6200 CONTRACTED SERVICES	870,857	163,743	18.8%	16,551	1.9%	707,114	770,455	198,133	25.7%
6300 SUPPLIES	11,599,177	4,771,482	41.1%	1,314,668	11.3%	6,827,694	10,462,372	4,181,695	40.0%
6400 OTHER EXPENSE	82,946	10,063	12.1%	2,289	2.8%	72,883	86,200	8,402	9.7%
6600 CAPITAL OUTLAY	1,224,646	211,474	17.3%	11,999	1.0%	1,013,172	965,000	225,660	23.4%
FOOD SERVICE EXPENDITURES	23,882,167	9,055,681	37.9%	2,164,747	9.1%	14,826,486	21,745,405	8,755,858	40.3%
<b>36 EXTRA-CURRICULAR ACTIVITIES:</b>									
6100 PAYROLL	-	-	--	-	--	-	-	-	--
6200 CONTRACTED SERVICES	-	-	--	-	--	-	-	-	--
6300 SUPPLIES	-	-	--	-	--	-	-	-	--
6400 OTHER EXPENSE	-	-	--	-	--	-	-	-	--
6600 CAPITAL OUTLAY	-	-	--	-	--	-	-	-	--
EXTRA-CURRICULAR ACTIVITIES	-	-	--	-	--	-	-	-	--
<b>51 MAINTENANCE:</b>									
6100 PAYROLL	80,275	20,339	25.3%	6,749	8.4%	59,936	463,085	26,126	5.6%
6200 CONTRACTED SERVICES	9,980	5,520	55.3%	5,520	55.3%	4,460	9,980	9,240	92.6%
6300 SUPPLIES	225,565	36,856	16.3%	8,893	3.9%	188,708	399,093	23,997	6.0%
MAINTENANCE EXPENDITURES	315,820	62,715	19.9%	21,162	6.7%	253,105	872,158	59,362	6.8%
<b>71 DEBT SERVICE:</b>									
6500 DEBT SERVICE FEES	-	-	--	-	--	-	-	-	--
DEBT SERVICE EXPENDITURES	-	-	--	-	--	-	-	-	--
<b>81 FACILITIES:</b>									
6200 CONTRACTED SERVICES	-	-	--	-	--	-	-	-	--
6600 CAPITAL OUTLAY	-	-	--	-	--	-	621,622	-	0.0%
FACILITIES EXPENDITURES	-	-	--	-	--	-	621,622	-	--
<b>89 OTHER USES:</b>									
8911 INTERFUND TRANSFERS OUT	-	-	--	-	0.0%	-	-	-	--
<b>TOTAL 6000 EXPENDITURES:</b>	<b>24,197,986</b>	<b>9,118,396</b>	<b>37.7%</b>	<b>2,185,909</b>	<b>9.0%</b>	<b>15,079,590</b>	<b>23,239,185</b>	<b>8,815,220</b>	<b>37.9%</b>
<b>EXCESS (DEFICIENCY)</b>									
REVENUE OVER EXPENDITURES:	48,014	2,251,539		345,694			1,700,815	2,071,454	
<b>BEGINNING FUND BALANCE:</b>	<b>8,193,042</b>	<b>16,144,925</b>					<b>8,329,703</b>	<b>13,597,881</b>	
<b>ENDING FUND BALANCE:</b>	<b>8,241,056</b>	<b>18,396,464</b>					<b>10,030,518</b>	<b>15,669,335</b>	

**IRVING INDEPENDENT SCHOOL DISTRICT  
COMPARISON OF DEBT SERVICE BUDGET & ACTUAL  
December 31, 2024**

	CURRENT YEAR						PRIOR YEAR		
	09/01/2024 to 12/31/2024			12/24		(OVER) UNDER	09/01/2023 to 12/31/2023		
	BUDGET	YTD ACTUAL	%YTD	MTD ACTUAL	%MTD		YTD ACTUAL	%YTD	
<b>REVENUE:</b>									
<b>LOCAL RESOURCES:</b>									
5711 TAXES CURRENT YEAR	64,299,650	19,342,226	30.1%	14,659,816	22.8%	44,957,424	61,000,850	18,288,551	30.0%
5712 DELINQUENT TAXES	100,000	(208,053)	-208.1%	(163,460)	-163.5%	308,053	100,000	(127,889)	-127.9%
5719 OTHER TAX RELATED REVENUE	-	80,124	--	14,952	--	(80,124)	-	68,276	--
TOTAL TAXES	64,399,650	19,214,297	29.8%	14,511,308	22.5%	45,185,353	61,100,850	18,228,938	29.8%
5742 INVESTMENT EARNINGS	250,000	50,200	20.1%	12,192	4.9%	199,800	450,000	60,866	13.5%
TOTAL LOCAL RESOURCES	64,649,650	19,264,497	29.8%	14,523,500	22.5%	199,800	61,550,850	18,289,804	29.7%
<b>STATE RESOURCES (EDA):</b>									
5829 TEA/NON-FOUNDATION REVENUE	-	-	--	-	--	-	-	-	--
TOTAL STATE RESOURCES	-	-	--	-	--	-	-	-	--
<b>OTHER SOURCES:</b>									
7911 SALE OF BONDS	-	-	--	-	--	-	-	-	39
7915 INTERFUND TRANSERS IN	-	-	--	-	--	-	-	-	--
7916 PREMIUM (DISCOUNT) BONDS PAY	-	-	--	-	--	-	-	-	--
TOTAL OTHER SOURCES	-	-	--	-	0.0%	-	-	-	--
<b>TOTAL REVENUE:</b>	64,649,650	19,264,497	29.8%	29,034,808	44.9%	45,385,153	61,550,850	18,289,804	29.7%
<b>EXPENDITURES:</b>									
<b>71 DEBT SERVICE:</b>									
6500 DEBT SERVICE FEES	64,549,650	-	0.0%	-	0.0%	64,549,650	61,500,850	500	0.0%
DEBT SERVICE EXPENDITURES	64,549,650	-	0.0%	-	0.0%	64,549,650	61,500,850	500	0.0%
<b>OTHER USES:</b>									
8949 REFUNDING BONDS	-	-	0.0%	-	0.0%	-	-	-	--
TOTAL OTHER USES	-	-	0.0%	-	0.0%	-	-	-	--
<b>TOTAL EXPENDITURES:</b>	64,549,650	-	0.0%	-	0.0%	64,549,650	61,500,850	500	0.0%
<b>EXCESS (DEFICIENCY)</b>									
<b>REVENUE OVER EXPENDITURES:</b>	100,000	19,264,497		<u>29,034,808</u>			50,000	18,289,304	
<b>BEGINNING FUND BALANCE:</b>	9,630,167	12,875,345					8,344,557	12,506,051	
<b>ENDING FUND BALANCE:</b>	9,730,167	32,139,842					8,394,557	30,795,355	

**IRVING INDEPENDENT SCHOOL DISTRICT  
COMBINED STATEMENT OF REVENUE, EXPENDITURES, AND CHANGES IN FUND BALANCES  
ALL GOVERNMENTAL FUND TYPES  
09/01/2024-12/31/2024**

DATA CONTROL CODES		GOVERNMENTAL FUND TYPES			
		100-199	200-499	500-599	600-699
		GENERAL	SPECIAL REVENUE EXCLUDING FOOD SERVICE	DEBT SERVICE	CAPITAL PROJECTS
	<b>REVENUE:</b>				
5700	Local and Intermediate Sources	\$ 50,324,039	\$ 86,185	\$ 19,264,497	\$ 6,171,585
5800	State Program Revenues	87,993,705.09	9,666	-	-
5900	Federal Program Revenues	386,800	2,560,841	-	-
5020	Total Revenue:	\$ 138,704,544	2,656,692	19,264,497	6,171,585
	<b>EXPENDITURES:</b>				
0010	Instruction and Instructional-Related Services	66,924,166	6,158,895	-	274,443
0020	Instructional and School Leadership	8,971,078	821,723	-	242,191
0030	Support Services - Student (Pupil)	14,310,197	558,761	-	271,687
0040	Administrative Support Services	3,422,024	814,870	-	203,252
0050	Support Services - Nonstudent Based	11,002,723	470,038	-	3,802,289
0060	Community Services	367,488	884,903	-	-
0070	Debt Service	-	-	-	-
0080	Capital Outlay	68,054	-	-	14,144,425
0090	Intergovernmental Charges/JJAEP/TIF	403,541	-	-	-
6030	Total Expenditures:	105,469,271	9,709,191	-	18,938,288
	<b>EXCESS (DEFICIENCY) REVENUE OVER (UNDER) EXPENDITURES:</b>	<u>33,235,274</u>	<u>(7,052,499)</u>	<u>19,264,497</u>	<u>(12,766,703)</u>
7900	<b>OTHER FINANCING SOURCES:</b>				
	Proceeds from Sale of Fixed Assets	-	-	-	-
	Proceeds from Sale of Bonds	-	-	-	312,040,000
	Premium (Discount) Bonds Payable	-	-	-	38,566,705
	Interfund Transfers In	-	-	-	52,851,350
7020	Total Other Financing Sources:	-	-	-	403,458,055
8900	<b>OTHER FINANCING USES:</b>				
	Refunding Bonds	-	-	-	-
	Interfund Transfers Out	-	-	-	-
8030	Total Other Financing Uses:	-	-	-	-
	<b>TOTAL OTHER FINANCING SOURCES AND (USES):</b>	<u>-</u>	<u>-</u>	<u>-</u>	<u>403,458,055</u>
1200	<b>EXCESS (DEFICIENCY) REVENUE AND OTHER FINANCING SOURCES OVER (UNDER) EXPENDITURES AND OTHER FINANCING USES:</b>	33,235,274	(7,052,499)	19,264,497	390,691,352
0100	<b>FUND BALANCE - September 1 (Beginning):</b>	138,593,951	105,741	16,720,590	360,269,351
3000	<b>FUND BALANCE (DEFICIT) - (Ending):</b>	\$ 171,829,225	\$ (6,946,758)	\$ 35,985,087	\$750,960,703

**IRVING INDEPENDENT SCHOOL DISTRICT  
COMBINED STATEMENT OF REVENUE, EXPENDITURES, AND CHANGES IN FUND BALANCES  
ALL GOVERNMENTAL FUND TYPES  
09/01/2023-12/31/2023**

DATA CONTROL CODES		GOVERNMENTAL FUND TYPES			
		100-199	200-499	500-599	600-699
		GENERAL	SPECIAL REVENUE EXCLUDING FOOD SERVICE	DEBT SERVICE	CAPITAL PROJECTS
	<b>REVENUE:</b>				
5700	Local and Intermediate Sources	\$ 47,986,138	\$ 2,250	\$ 18,289,804	\$ 6,552,254
5800	State Program Revenues	75,162,660.08	452,664	-	-
5900	Federal Program Revenues	2,741,012	16,115,928	-	-
5020	Total Revenue:	\$ 125,889,810	16,570,841	18,289,804	6,552,254
	<b>EXPENDITURES:</b>				
0010	Instruction and Instructional-Related Services	68,102,366	7,386,625	-	-
0020	Instructional and School Leadership	9,722,573	868,135	-	120,071
0030	Support Services - Student (Pupil)	13,388,638	752,282	-	1,470
0040	Administrative Support Services	2,912,440	8,909,143	-	182,991
0050	Support Services - Nonstudent Based	16,167,863	827,653	-	1,696,722
0060	Community Services	340,094	841,128	-	-
0070	Debt Service	-	-	500	-
0080	Capital Outlay	64,163	-	-	3,330,982
0090	Intergovernmental Charges/JJAEP/TIF	361,800	-	-	-
6030	Total Expenditures:	111,059,937	19,584,966	500	5,332,236
	<b>EXCESS (DEFICIENCY) REVENUE OVER (UNDER) EXPENDITURES:</b>	<u>14,829,873</u>	<u>(3,014,125)</u>	<u>18,289,304</u>	<u>1,220,018</u>
7900	<b>OTHER FINANCING SOURCES:</b>				
	Proceeds from Sale of Fixed Assets	-	-	-	-
	Proceeds from Sale of Bonds	-	-	-	312,040,000
	Premium (Discount) Bonds Payable	-	-	-	38,566,705
	Operating Transfers In	-	-	-	-
	Special Items	-	-	-	-
	SBITA Proceeds	-	-	-	-
	Interfund Transfers In	-	-	-	48,851,350
7020	Total Other Financing Sources:	-	-	-	399,458,055
8900	<b>OTHER FINANCING USES:</b>				
	Refunding Bonds	-	-	-	-
	Operating Transfers Out	700,000	-	-	-
8030	Total Other Financing Uses:	700,000	-	-	-
	<b>TOTAL OTHER FINANCING SOURCES AND (USES):</b>	<u>(700,000)</u>	<u>-</u>	<u>-</u>	<u>399,458,055</u>
1200	<b>EXCESS (DEFICIENCY) REVENUE AND OTHER FINANCING SOURCES OVER (UNDER) EXPENDITURES AND OTHER FINANCING USES:</b>	14,129,873	(3,014,125)	18,289,304	400,678,073
0100	<b>FUND BALANCE - September 1 (Beginning):</b>	<u>86,201,136</u>	<u>33,453</u>	<u>(8,948,234)</u>	<u>5,511,642</u>
3000	<b>FUND BALANCE (DEFICIT) - (Ending):</b>	\$ <u>100,331,009</u>	\$ <u>(2,980,672)</u>	\$ <u>9,341,070</u>	\$ <u>406,189,715</u>

**IRVING INDEPENDENT SCHOOL DISTRICT  
COMPARISON OF INTERNAL SERVICE FUNDS BUDGET & ACTUAL  
December 31, 2024**

	CURRENT YEAR						PRIOR YEAR		
	09/01/2024 to 12/31/2024			12/24			09/01/2023 to 12/31/2023		
	BUDGET	YTD ACTUAL	%YTD	ACTUAL	%MTD	(OVER) UNDER BUDGET	BUDGET	YTD ACTUAL	%YTD
<b>REVENUE:</b>									
<b>LOCAL RESOURCES:</b>									
5739 OTHER TUITION AND FEES	-	-	-	-	-	-	-	-	-
5742 INVESTMENT EARNINGS	1,000.00	38,943.85	3894.4%	9,501	950.1%	(37,944)	1,000	41,346	4134.6%
5744 GIFTS AND BEQUESTS	-	-	-	-	-	-	-	-	-
5749 MISCELLANEOUS REVENUE	435,647	-	0.0%	-	0.0%	435,647	435,647	265,174	60.9%
5751 FOOD SERVICES	-	-	-	-	-	-	-	-	-
5754 INTERFUND TRANSACTIONS	2,040,368	471,433	23.1%	108,113	5.3%	1,568,935	2,040,368	522,200	25.6%
5755 ACTIVITY FUND RECEIPTS	250	-	0.0%	-	0.0%	250	250	-	0.0%
5769 REVENUE FROM INTERMEDIATE	-	-	-	-	-	-	-	-	-
<b>TOTAL LOCAL RESOURCES</b>	<b>2,477,265</b>	<b>510,377</b>	<b>20.6%</b>	<b>117,614</b>	<b>4.7%</b>	<b>1,966,888</b>	<b>2,477,265</b>	<b>828,720</b>	<b>33.5%</b>
<b>OTHER SOURCES:</b>									
7901 SALE OF REFUNDING BONDS	-	-	0.0%	-	0.0%	-	-	-	0.0%
7911 SALE OF BONDS	-	-	0.0%	-	0.0%	-	-	-	0.0%
7915 INTERFUND TRANSFER IN	-	-	-	-	-	-	700,000	700,000	100.0%
7916 PREMIUM (DISCOUNT) BONDS PAY	-	-	0.0%	-	0.0%	-	-	-	0.0%
7999 OTHER MISC SOURCES	-	-	0.0%	-	0.0%	-	-	-	0.0%
<b>TOTAL OTHER SOURCES</b>	<b>-</b>	<b>-</b>	<b>0.0%</b>	<b>-</b>	<b>0.0%</b>	<b>-</b>	<b>700,000</b>	<b>700,000</b>	<b>0.0%</b>
<b>TOTAL INTERNAL SERVICE FUNDS REVENUE:</b>	<b>2,477,265</b>	<b>510,377</b>	<b>20.6%</b>	<b>117,614</b>	<b>4.7%</b>	<b>1,966,888</b>	<b>3,177,265</b>	<b>1,528,720</b>	<b>48.1%</b>
<b>EXPENDITURES:</b>									
<b>13 STAFF DEVELOPMENT:</b>									
6300 SUPPLIES	-	-	-	-	-	-	-	-	-
<b>TOTAL STAFF DEVELOPMENT</b>	<b>-</b>	<b>-</b>	<b>-</b>	<b>-</b>	<b>-</b>	<b>-</b>	<b>-</b>	<b>-</b>	<b>-</b>
<b>21 INSTRUCTIONAL ADMINISTRATION:</b>									
6100 PAYROLL	225,387	(599)	-0.3%	-	0.0%	225,986	225,387	80,456	35.7%
6200 CONTRACTED SERVICES	-	-	-	-	-	-	-	-	-
6300 SUPPLIES	200,010	-	0.0%	-	0.0%	200,010	200,010	56,414	28.2%
6400 OTHER EXPENSE	10,500	-	0.0%	-	0.0%	10,500	10,500	146	1.4%
6600 CAPITAL OUTLAY	-	-	-	-	-	-	-	2,711	-
<b>TOTAL INSTRUCTIONAL ADMINISTRATION</b>	<b>435,897</b>	<b>(599)</b>	<b>-0.1%</b>	<b>-</b>	<b>0.0%</b>	<b>436,496</b>	<b>435,897</b>	<b>139,727</b>	<b>32.1%</b>
<b>35 FOOD SERVICE</b>									
6100 PAYROLL COSTS	-	-	-	-	-	-	-	-	-
6200 CONTRACTED SERVICES	-	-	-	-	-	-	-	-	-
6300 SUPPLIES	-	-	-	-	-	-	-	-	-
<b>TOTAL EXTRA-CURRICULAR ACTIVITIES:</b>	<b>-</b>	<b>-</b>	<b>-</b>	<b>-</b>	<b>-</b>	<b>-</b>	<b>-</b>	<b>-</b>	<b>-</b>
<b>36 EXTRA-CURRICULAR ACTIVITIES:</b>									
6100 PAYROLL	-	-	-	-	-	-	-	-	-
6200 CONTRACTED SERVICES	-	-	-	-	-	-	-	-	-
6300 SUPPLIES	-	-	-	-	-	-	-	-	-
6400 OTHER OPERATING COST	-	-	-	-	-	-	-	-	-
<b>TOTAL EXTRA-CURRICULAR ACTIVITIES:</b>	<b>-</b>	<b>-</b>	<b>-</b>	<b>-</b>	<b>-</b>	<b>-</b>	<b>-</b>	<b>-</b>	<b>-</b>
<b>41 GENERAL ADMINISTRATION:</b>									
6100 PAYROLL	177,270	44,465	25.1%	10,818	6.1%	132,805	177,270	50,773	28.6%
6200 CONTRACTED SERVICES	1,256,055	1,161,305	92.5%	1,104	0.1%	94,751	2,054,874	1,331,261	64.8%
6300 SUPPLIES	47,814	2,400	5.0%	1,977	4.1%	45,414	44,646	5,525	12.4%
6400 OTHER EXPENSE	390,840	26,801	6.9%	26,268	6.7%	364,039	314,545	123,999	39.4%
6500 DEBT SERVICE FEES	-	-	-	-	-	-	-	-	-
6600 CAPITAL OUTLAY	127,511	32,132	25.2%	-	0.0%	95,378	108,566	44,080	40.6%
<b>TOTAL GENERAL ADMINISTRATION</b>	<b>1,999,490</b>	<b>1,267,102</b>	<b>63.4%</b>	<b>40,168</b>	<b>2.0%</b>	<b>732,388</b>	<b>2,699,901</b>	<b>1,555,638</b>	<b>57.6%</b>
<b>61 COMMUNITY SERVICES:</b>									
6100 PAYROLL	-	-	-	-	-	-	-	-	-
6200 CONTRACTED SERVICES	-	-	-	-	-	-	-	-	-
6300 SUPPLIES	-	-	-	-	-	-	-	-	-
6400 OTHER EXPENSE	-	-	-	-	-	-	-	-	-
<b>TOTAL COMMUNITY SERVICES</b>	<b>-</b>	<b>-</b>	<b>-</b>	<b>-</b>	<b>-</b>	<b>-</b>	<b>-</b>	<b>-</b>	<b>-</b>
<b>OTHER USES:</b>									
8911 INTERFUND TRANSFERS OUT	-	-	-	-	-	-	-	-	-
<b>TOTAL OTHER USES</b>	<b>-</b>	<b>-</b>	<b>-</b>	<b>-</b>	<b>-</b>	<b>-</b>	<b>-</b>	<b>-</b>	<b>-</b>
<b>51 MAINTENANCE:</b>									
6100 PAYROLL	-	-	-	-	-	-	-	-	-
6200 CONTRACTED SERVICES	-	-	-	-	-	-	-	1,242	-
6300 SUPPLIES	3,660	-	0.0%	-	0.0%	3,660	3,660	-	0.0%
6400 OTHER OPERATING COST	41,807	35,853	85.8%	33,452	80.0%	5,954	37,807	35,017	92.6%
<b>TOTAL EXTRA-CURRICULAR ACTIVITIES:</b>	<b>45,467</b>	<b>35,853</b>	<b>-</b>	<b>33,452</b>	<b>-</b>	<b>9,614</b>	<b>41,467</b>	<b>36,259</b>	<b>-</b>
<b>71 DEBT SERVICE:</b>									
6500 DEBT SERVICE FEES	-	-	-	-	-	-	-	-	-
DEBT SERVICE EXPENDITURES	-	-	-	-	-	9,614	-	-	-
<b>TOTAL 6000 EXPENDITURES:</b>	<b>2,480,854</b>	<b>1,302,356</b>	<b>52.5%</b>	<b>73,619</b>	<b>3.0%</b>	<b>1,178,498</b>	<b>3,177,265</b>	<b>1,731,624</b>	<b>54.5%</b>
<b>NET INCOME (LOSS)</b>	<b>(3,589)</b>	<b>(791,980)</b>		<b>43,995</b>			<b>-</b>	<b>(202,904)</b>	
<b>BEGINNING FUND BALANCE:</b>	<b>69,855</b>	<b>482,982</b>					<b>506,023</b>	<b>506,023</b>	
<b>ENDING FUND EQUITY BALANCE:</b>	<b>66,265</b>	<b>(308,998)</b>					<b>506,023</b>	<b>303,119</b>	

**IRVING INDEPENDENT SCHOOL DISTRICT  
COMBINED STATEMENT OF REVENUE, EXPENSES AND  
CHANGES IN FUND NET ASSETS  
INTERNAL SERVICE FUNDS  
09/01/2024-12/31/2024**

	<b>FOOD SERVICE VENDING 712</b>	<b>WORKERS COMPENSATION 771</b>	<b>UNEMPLOYMENT 772</b>	<b>SCIENCE REFURBISHMENT 774</b>	<b>PRINTSHOP SERVICE CENTER 775</b>	<b>TOTAL PROPRIETARY FUNDS 700-799</b>
<b>OPERATING REVENUE</b>						
5700 Charges for Services	\$ -	\$ 433,735	\$ 3,938	\$ -	\$ 33,761	\$ 471,433
5020 Total Operating Revenue	-	433,735	3,938	-	33,761	471,433
<b>OPERATING EXPENSES</b>						
6100 Payroll Costs	-	27,737	16,727	(599)		43,866
6200 Professional/Contracted Services	-	1,149,231	6,600		5,474	1,161,305
6300 Supplies and Materials	-	2,400	-	-	-	2,400
6400 Claims, Admin, & Other Expenses	-	62,654	-	-		62,654
6600 Capital Outlay	-				32,132	32,132
6030 Total Operating Expenses	-	1,242,022	23,327	(599)	37,606	1,302,356
Operating Income (Loss)	-	(808,288)	(19,389)	599	(3,845)	(830,924)
<b>NON-OPERATING REVENUE</b>						
5742 Interest Income	-	38,944	-	-	-	38,944
<b>OTHER SOURCES</b>						
7900 Interfund Transfers In	-	-	-	-	-	-
<b>OTHER USES</b>						
8911 Interfund Transfers Out	-	-	-	-	-	-
<b>CHANGE IN NET ASSETS</b>	<b>\$ -</b>	<b>\$ (769,344)</b>	<b>\$ (19,389)</b>	<b>\$ 599</b>	<b>\$ (3,845)</b>	<b>\$ (791,980)</b>
Total Net Assets - September 1						
0100 (Beginning)	\$ -	\$ 1,745,652	\$ 453,940	\$ (797,416)	\$ 104,231	\$ 1,506,408
3000 <b>TOTAL NET ASSETS</b>	<b>\$ -</b>	<b>\$ 976,308</b>	<b>\$ 434,551</b>	<b>\$ (796,817)</b>	<b>\$ 100,386</b>	<b>\$ 714,428</b>

43

**IRVING INDEPENDENT SCHOOL DISTRICT  
 COMBINED STATEMENT OF REVENUE, EXPENSES AND  
 CHANGES IN FUND NET ASSETS  
 INTERNAL SERVICE FUNDS  
 09/01/2023-12/31/2023**

	<b>FOOD SERVICE VENDING 712</b>	<b>WORKERS COMPENSATION 771</b>	<b>UNEMPLOYMENT 772</b>	<b>SCIENCE REFURBISHMENT 774</b>	<b>PRINTSHOP SERVICE CENTER 775</b>	<b>TOTAL PROPRIETARY FUNDS 700-799</b>
<b>OPERATING REVENUE</b>						
5700 Charges for Services	\$ -	\$ 460,424	\$ 4,184	\$ 264,848	\$ 57,918	\$ 787,374
5020 Total Operating Revenue	-	460,424	4,184	264,848	57,918	787,374
<b>OPERATING EXPENSES</b>						
6100 Payroll Costs	-	32,597	18,176	80,456		131,229
6200 Professional/Contracted Services	-	1,311,038			21,465	1,332,504
6300 Supplies and Materials	-	2,673	-	56,414	2,852	61,939
6400 Claims, Admin, & Other Expenses	-	145,577	13,439	146		159,163
6500 Debt Service Fees	-	-	-	-	-	-
6600 Capital Outlay	-			2,711	44,080	46,791
6030 Total Operating Expenses	-	1,491,886	31,615	139,727	68,397	1,731,624
Operating Income (Loss)	-	(1,031,461)	(27,431)	125,121	(10,479)	(944,250)
<b>NON-OPERATING REVENUE</b>						
5742 Interest Income	-	41,346	-	-	-	41,346
<b>OTHER SOURCES</b>						
7900 Interfund Transfers In	-	700,000	-	-	-	700,000
<b>OTHER USES</b>						
8911 Interfund Transfers Out	-	-	-	-	-	-
<b>CHANGE IN NET ASSETS</b>						
Total Net Assets - September 1 0100 (Beginning)	\$ -	\$ (290,115)	\$ (27,431)	\$ 125,121	\$ (10,479)	\$ (202,904)
3000 <b>TOTAL NET ASSETS</b>	\$ -	\$ 1,058,937	\$ 586,846	\$ (88,201)	\$ 35,414	\$ 1,592,996

CONSOLIDATED BALANCE SHEET FOR GO 2025 4

OBJ	OBJ DESCRIPTION	NET CHANGE FOR PERIOD	ACCOUNT BALANCE
<b>ASSETS</b>			
1111	CASH IN BANK	-7,562,440.58	23,342,785.07
1151	IMPREST FUNDS	-.92	730.06
1152	IMPREST CAFT/ACCT. OVER/UNDER	.00	-137.15
1153	IMPREST CHANGE FUND	-300.00	3,454.45
1170	LEGACY TEXAS MMA	3,099.96	1,223,083.31
1173	AGENCY SECURITIES	.00	1,439,374.43
1175	TEXPOOL	4,441.55	1,151,018.57
1176	TEXSTAR	38,771.14	10,041,878.69
1177	LONE STAR POOL	23,495.10	6,136,652.12
1178	TEXAS CLASS	21,589,588.50	106,907,319.64
1179	LOGIC	38,142.23	9,609,245.76
1180	LANDING ROCK INVESTORS	41,223.18	11,169,595.37
1222	PROPERTY TAXES - DELQ-PRIOR YE	.00	6,085,466.00
1231	ALLOWANCE FOR UNCOLLECTABLE TA	.00	-2,274,235.00
1241	DUE FROM STATE	.00	1,756,411.00
1251	ACCRUED INTEREST	484.37	-48,974.97
1262	DUE FROM SPECIAL REVENUE	.00	18,944,100.00
1263	DUE FROM I & S	.00	-7,227.40
1266	DUE FROM INTERNAL SERVICE FUND	.00	770,781.00
1291	RECEIVABLES	.00	-.25
1295	DUE FROM TRISTAR	-21,602.75	11,591.31
1311	INVENTORIES - GENERAL SUPPLIES	-7,813.84	237,255.49
1312	INVENTORIES - SCHOOLDUDE	5,132.36	299,491.31
1313	POSTAGE	-2,024.79	69,167.59
1411	DEFERRED EXPENDITURES	.00	57,420.00
1493	RETURNED CHECKS	.00	10,225.34
1495	PREPAID EXPENSE	.00	37,026.30
	<b>TOTAL ASSETS</b>	<b>14,150,195.51</b>	<b>196,973,498.04</b>
<b>LIABILITIES</b>			
2110	ACTIVE CARD INTEGRATION PAYABL	30,164.04	32,432.06
2111	ACCOUNTS PAYABLE	121,318.82	-140,433.99
2113	TAX REFUNDS/ATTNY'S FEE	-256,153.57	-354,947.06
2114	RETAINAGES	.00	40.00
2161	ACCRUED WAGES PAYABLE	.00	-19,367,982.84
2181	DUE TO STATE	303.29	2,316.91
2199	CREDIT CARD SUSPENSION	-28,733.54	-290,399.32
2311	DEFERRED REVENUE	.00	-3,814,485.61
	<b>TOTAL LIABILITIES</b>	<b>-133,100.96</b>	<b>-23,933,459.85</b>
<b>FUND BALANCE</b>			
3411	RESERVE FOR INVENTORIES	.00	-623,456.00
3431	RESERVE FOR PREPAID ITEMS	.00	-99,921.00
3441	RESERVE FOR OUTSTANDING ENCUMB	.00	392,378.42

45

CONSOLIDATED BALANCE SHEET FOR GO 2025 4

OBJ	OBJ DESCRIPTION	NET CHANGE FOR PERIOD	ACCOUNT BALANCE
FUND BALANCE			
3591	OTHER DESIGNATED FUND BALANCE	.00	-39,167,916.45
3610	FUND BALANCE FOR PEIMS	.00	-308.23
3611	FUND BALANCE BEG-OF-YEAR	.00	-100,368,577.00
3612	BUDGET SURPLUS/DEFICIT	-402,704.83	2,736,974.63
4310	RESERVE FOR ENCUMBRANCES	1,074,986.62	-6,663,798.87
4311	RESERVE FOR ENCUMBRANCES	-1,074,986.62	6,663,798.87
5010	ESTIMATED REVENUE - CO	29,490.18	321,656,341.95
5050	REALIZED REVENUE - CO	-39,219,015.03	-138,704,544.44
6010	APPROPRIATED EXPENDITURES - CO	373,214.65	-324,394,030.58
6050	EXPENDITURES - CO	25,201,920.48	105,533,020.51
	TOTAL FUND BALANCE	-14,017,094.55	-173,040,038.19
	TOTAL LIABILITIES + FUND BALANCE	-14,150,195.51	-196,973,498.04

\*\* END OF REPORT - Generated by MIEISHA RUNNELS \*\*

CONSOLIDATED BALANCE SHEET FOR FS 2025 4

OBJ	OBJ DESCRIPTION	NET CHANGE FOR PERIOD	ACCOUNT BALANCE
<b>ASSETS</b>			
1111	CASH IN BANK	3,185,656.70	-12,233,495.09
1151	IMPREST FUNDS	.00	1,000.00
1153	IMPREST CHANGE FUND	.00	685.00
1178	TEXAS CLASS	126,183.26	31,453,112.18
1241	DUE FROM STATE	-3,043,614.68	84,902.56
1311	INVENTORIES - GENERAL SUPPLIES	.00	269,460.11
	<b>TOTAL ASSETS</b>	<b>268,225.28</b>	<b>19,575,664.76</b>
<b>LIABILITIES</b>			
2110	ACTIVE CARD INTEGRATION PAYABL	.00	4,938.37
2111	ACCOUNTS PAYABLE	21,358.26	-4,562.21
	<b>TOTAL LIABILITIES</b>	<b>21,358.26</b>	<b>376.16</b>
<b>FUND BALANCE</b>			
3411	RESERVE FOR INVENTORIES	.00	-269,460.00
3441	RESERVE FOR OUTSTANDING ENCUMB	.00	1,377.40
3451	RESERVE - FOOD SERVICE	.00	-17,056,419.18
3612	BUDGET SURPLUS/DEFICIT	.00	-48,013.60
4310	RESERVE FOR ENCUMBRANCES	260,070.45	-726,296.72
4311	RESERVE FOR ENCUMBRANCES	-260,070.45	726,296.72
5010	ESTIMATED REVENUE - CO	.00	24,246,000.00
5050	REALIZED REVENUE - CO	-2,457,705.55	-11,369,935.17
6010	APPROPRIATED EXPENDITURES - CO	.00	-24,197,986.40
6050	EXPENDITURES - CO	2,168,122.01	9,118,396.03
	<b>TOTAL FUND BALANCE</b>	<b>-289,583.54</b>	<b>-19,576,040.92</b>
	<b>TOTAL LIABILITIES + FUND BALANCE</b>	<b>-268,225.28</b>	<b>-19,575,664.76</b>

47

\*\* END OF REPORT - Generated by MIEISHA RUNNELS \*\*

CONSOLIDATED BALANCE SHEET FOR DS 2025 4

OBJ	OBJ DESCRIPTION	NET CHANGE FOR PERIOD	ACCOUNT BALANCE
<b>ASSETS</b>			
1111	CASH IN BANK	14,511,308.21	29,030,348.90
1177	LONE STAR POOL	3,709.88	968,978.16
1178	TEXAS CLASS	8,481.77	2,114,205.08
1222	PROPERTY TAXES - DELQ-PRIOR YE	.00	1,980,436.00
1231	ALLOWANCE FOR UNCOLLECTABLE TA	.00	-636,139.00
1241	DUE FROM STATE	.00	56,018.00
	<b>TOTAL ASSETS</b>	<b>14,523,499.86</b>	<b>33,513,847.14</b>
<b>LIABILITIES</b>			
2171	DUE TO GENERAL FUND	.00	7,227.40
2311	DEFERRED REVENUE	.00	-1,344,297.00
	<b>TOTAL LIABILITIES</b>	<b>.00</b>	<b>-1,337,069.60</b>
<b>FUND BALANCE</b>			
3480	RESTRICTED - LT DEBT RETIREMEN	.00	-11,321,660.82
3611	FUND BALANCE BEG-OF-YEAR	.00	-1,590,619.81
3612	BUDGET SURPLUS/DEFICIT	.00	-100,000.00
5010	ESTIMATED REVENUE - CO	.00	64,649,650.00
5050	REALIZED REVENUE - CO	-14,523,499.86	-19,264,496.91
6010	APPROPRIATED EXPENDITURES - CO	.00	-64,549,650.00
	<b>TOTAL FUND BALANCE</b>	<b>-14,523,499.86</b>	<b>-32,176,777.54</b>
	<b>TOTAL LIABILITIES + FUND BALANCE</b>	<b>-14,523,499.86</b>	<b>-33,513,847.14</b>

\*\* END OF REPORT - Generated by MIEISHA RUNNELS \*\*

**CONSENT AGENDA**  
02/24/2025

**TOPIC:** Consider Approval of Resolution and Order No. 24-25-08 Authorizing February Amendment to the 2024-2025 Budget

<b>Revenue &amp; Other Resources</b>	<b>Approved Budget</b>	<b>Amended Budget</b>	<b>Proposed Amendments</b>	<b>Amended Budget</b>
General Operating Fund	\$321,656,342		134,419	\$321,790,761
Food Service Fund	24,246,000		-	\$24,246,000
Debt Service Fund	64,649,650		-	\$64,649,650
<b>Total Revenue &amp; Other Sources</b>	<b>\$410,551,992</b>		<b>\$ 134,419</b>	<b>\$ 410,686,411</b>
<b>Appropriations &amp; Other Uses</b>				
General Operating Fund	\$ 324,394,031		\$ (330,241)	\$324,063,789
Food Service Fund	24,197,986		-	24,197,986
Debt Service Fund	64,549,650		-	64,549,650
<b>Total Appropriations &amp; Other Uses</b>	<b>\$ 413,141,667</b>		<b>\$ (330,241)</b>	<b>\$412,811,426</b>

**SUBMITTED BY:** Fernando Natividad, Chief Financial Officer and Mahdia Lalee, Director of Business Operations

**BACKGROUND:** In accordance with Texas Education Code Sec. 44.006, "Public funds of the school district may not be spent in any manner other than as provided for in the budget adopted by the board of trustees, but the board may amend a budget or adopt a supplementary emergency budget to cover necessary unforeseen expenses."

**ADMINISTRATIVE RECOMMENDATION:** The Administration recommends approving Resolution and Order No. 24-25-08 increasing the districts total budgeted revenue to \$410,686,411 and decreasing total appropriations to \$412,811,426.

**RECOMMENDED BOARD MOTION:** I move the Board approve Resolution and Order No. 24-25-08.

**ATTACHMENTS:**

1. Memo from Mahdia Lalee to Fernando Natividad
2. Resolution and Order No. 24-25-08

## AGENDA SHEET

**Meeting Date:** 02/24/2025

**Resolution/Order No.:** 24-25-08

**Topic:** A Resolution of the Board of Trustees of the Irving Independent School District Adopting an Order Approving Amendment to the 2024-2025 Budget, Appropriating Necessary Funds for Certain Transactions or Projects, and Authorizing Other Matters Relating to the Subject.

**WHEREAS,** the Board of Trustees of the Irving Independent School District heretofore adopted the District's Budget for the 2024-2025 fiscal year which contained estimates of resources and revenues for the year from various sources, and included various capital projects and purchases to be undertaken during the fiscal year, together with the estimated costs thereof; and

**WHEREAS,** it is now apparent the Budget, as amended, should be amended to properly reflect actual changes in operations, revenues, activities, and projects not earlier foreseen or contemplated; and

**WHEREAS,** the Administrative Staff of the District has submitted proposed amendments to the 2024-2025 Budget reflecting the funds and sources of revenues to be allocated to and appropriated for the described projects or activities, a true and correct copy being attached hereto and marked Exhibit "A".

**NOW, THEREFORE, BE IT RESOLVED BY THE BOARD OF TRUSTEES OF THE IRVING INDEPENDENT SCHOOL DISTRICT THAT THE TRUSTEES ADOPT THE FOLLOWING ORDER THAT:**

**SECTION 1:** The proposed amendments to the Budget for the 2024-2025 fiscal year, as amended, as filed and submitted to the District's Board of Trustees and described in Exhibit "A" hereto, containing estimates of resources and revenues for the year from all of the various sources, and the projects, operations, activities, and purchases proposed to be undertaken during the remainder of the year, together with estimated costs thereof, and estimates amounts of all other proposed expenditures, are hereby approved and adopted.

**SECTION 2:** A true and correct copy of Exhibit "A" be filed in the minutes of the Board of Trustees with this Resolution and Order.

**SECTION 3:** There are hereby appropriated from the funds indicated and for such purposes, respectively, such sums of money as may be required for the accomplishment of each of the projects, activities, operations, purchases, or other expenditures described in Exhibit "A" not to exceed for all such payment proposed for any department the total amount of the estimated costs of such projects, operations, activities, purchases, and other expenditures proposed for such department, the actual expenditures of which to be authorized in accordance with law and policies of the Board of Trustees.

**SECTION 4:** Should any part, portion, section, or part of a section of this Order or the amended Budget be declared invalid, inoperative, or void for any reason by a court of competent jurisdiction, such decision, opinion, judgment shall in no way affect the remaining portions, parts, sections, or parts of sections of the Order or the amendments to the Budget, which provisions shall be, remain, and continue to be in full force and effect.

**IT IS SO RESOLVED.**

**PASSED, APPROVED AND ENACTED** by the Board of Trustees of the Irving Independent School District, Irving, Texas, on 2/24/2025, at a duly constituted meeting for which notice was timely given.

\_\_\_\_\_  
President  
Board of Trustees  
Irving Independent School District

ATTEST:

APPROVED AS TO FORM ONLY:

\_\_\_\_\_  
Secretary  
Board of Trustees  
Irving Independent School District

\_\_\_\_\_  
Chief Legal Counsel  
Irving Independent School District

Date: February 24, 2025

To: Fernando Natividad, Chief Financial Officer

From: Mahdia Lalee, Director of Business Operations

Subject: February Amendment to the 2024-2025 Budget

---

**General Operating Fund**

Total budgeted revenue to increase by \$134,419 dollars and total budgeted appropriations and other uses decreased by \$330,241 which is summarized as follows:

Revenue:

➤ Increase to campus activity funds

5744 – Gifts and Bequests	1,101	
5755 – Activity Fund Receipt	110,377	
5767 – Irving School Foundation	22,941	

---

---

\$ 134,419

Appropriations:

➤ Increases (decreases) to campus activity funds (from campus fund balance) to reflect increase in fund balance:

Function 11 – Instruction	65,123	
Function 13 – Staff Development	(1,400)	
Function 23 – School Administration	5,969	
Function 36 – Extra-Curricular Activities	22,057	
Function 61 – Community Services	(490)	91,259

➤ Increases (decreases) to budget for other transfers:

Function 11 – Instruction	(232,113)	
Function 12 – Library	(7,059)	
Function 13 – Staff Development	(78,155)	
Function 21 – Instructional Administration	20,890	
Function 23 – School Administration	29,574	
Function 31 – Guidance and Counseling	174,272	
Function 33 – Health Services	141	
Function 34 – Pupil Transportation	(65,000)	
Function 36 – Extra-Curricular Activities	27,192	
Function 41 – General Administration	(2,247)	
Function 51 – Maintenance and Operation	78,133	
Function 52 – Security	(95,000)	
Function 53 – Data Processing Services	142,240	
Function 61 – Community Services	7,132	0

➤ Closing of PY Purchase Order		
Function 34 – Pupil Transportation	(421,500)	(421,500)
		<u>                    </u>
		<u>                    </u>
		\$ (330,241)

**Food Service**

Total budgeted appropriations and other uses are to change by \$0, which is summarized as follows:

**Appropriations:**

➤ Increases (decreases) to budget for Food Service		
Function 35 – Food Service	(1,305)	
Function 51 – Maintenance and Operation	1,305	0
		<u>                    </u>
		<u>                    </u>
		\$ 0

**Debt Service Fund**

There are no proposed budget changes to the Debt Service Fund.

**February Amendments to the 2024-2025 Budget**

Increasing revenue to	\$410,686,411
Increasing appropriations to	\$412,811,426

	Approved Amended Budget	Proposed Amendments	Amended Budget
Revenue:			
General Operating Fund	\$321,656,342	134,419	\$321,790,761
Food Service Fund	24,246,000	-	\$24,246,000
Debt Service Fund	64,649,650	-	\$64,649,650
	<u>\$410,551,992</u>	<u>134,419</u>	<u>\$410,686,411</u>
Appropriations:			
General Operating Fund	324,394,031	(330,241)	\$324,063,789
Food Service Fund	24,197,986	-	24,197,986
Debt Service Fund	64,549,650	-	64,549,650
	<u>\$413,141,667</u>	<u>(330,241)</u>	<u>\$412,811,426</u>
<b>Net Decrease to General Operating Fund Balance</b>		<u><u>464,660</u></u>	
<b>Net Decrease to Food Service Fund Balance</b>		<u><u>-</u></u>	
<b>Net Decrease to Debt Service Fund Balance</b>		<u><u>-</u></u>	

IRVING INDEPENDENT SCHOOL DISTRICT  
OFFICIAL DISTRICT BUDGET  
GENERAL OPERATING FUND  
February 2025 BUDGET AMENDMENT

	<u>ORIGINAL BUDGET</u>	<u>PROPOSED AMENDMENTS TO ORIGINAL BUDGET</u>	<u>APPROVED AMENDED BUDGET</u>	<u>PROPOSED AMENDMENTS</u>	<u>NEW AMENDED BUDGET</u>
<b>REVENUE:</b>					
<b>LOCAL RESOURCES:</b>					
5711 TAXES CURRENT YEAR	154,020,875	-	154,020,875	-	154,020,875
5712 DELINQUENT TAXES	228,522	-	228,522	-	228,522
5719 OTHER TAX RELATED REVENUE	446,729	-	446,729	-	446,729
<b>TOTAL TAXES</b>	<b>154,696,126</b>	<b>-</b>	<b>154,696,126</b>	<b>-</b>	<b>154,696,126</b>
<b>OTHER LOCAL REVENUE:</b>					
5735 SUMMER SCHOOL	-	-	-	-	-
5738 PARKING FEES	4,500	-	4,500	-	4,500
5739 OTHER TUITION AND FEES	100,000	-	100,000	-	100,000
5742 INVESTMENT EARNINGS	250,000	-	250,000	-	250,000
5743 RENTAL OF FACILITIES	50,000	-	50,000	-	50,000
5744 GIFTS AND BEQUESTS	70,000	-	70,000	1,101	71,101
5745 NET INSURANCE RECOVERY	6,000	-	6,000	-	6,000
5746 TIF TAXES COLLECTED	-	-	-	-	-
5749 MISCELLANEOUS	200,000	-	200,000	-	200,000
5752 ATHLETIC	-	-	-	-	-
5755 ACTIVITY FUND RECEIPTS	1,000,000	103,073	1,103,073	110,377	1,213,450
5766 CONCURRENT ENROLLMENT	25,000	-	25,000	-	25,000
5767 IRVING SCHOOL FOUNDATION	-	-	-	22,941	22,941
5769 REVENUE FROM INTERMEDIATE	44,500	-	44,500	-	44,500
<b>TOTAL OTHER LOCAL RESOURCES</b>	<b>1,750,000</b>	<b>103,073</b>	<b>1,853,073</b>	<b>134,419</b>	<b>1,987,492</b>
<b>TOTAL LOCAL RESOURCES</b>	<b>156,446,126</b>	<b>103,073</b>	<b>156,549,199</b>	<b>134,419</b>	<b>156,683,618</b>
<b>STATE RESOURCES:</b>					
5811 PER CAPITA	-	-	-	-	-
5812 FOUNDATION ENTITLEMENTS	150,338,143	-	150,338,143	-	150,338,143
5819 FOUNDATION SUMMER SCHOOL	-	-	-	-	-
5829 TEA/NON-FOUNDATION REVENUE	-	-	-	-	-
5831 STATE T.R.S. ON BEHALF	11,000,000	-	11,000,000	-	11,000,000
<b>TOTAL STATE RESOURCES</b>	<b>161,338,143</b>	<b>-</b>	<b>161,338,143</b>	<b>-</b>	<b>161,338,143</b>
<b>FEDERAL RESOURCES:</b>					
5929 FEDERAL REVENUE - INDIRECT COST	300,000	-	300,000	-	300,000
5931 SHARS REIMBURSEMENT	3,219,000	-	3,219,000	-	3,219,000
5946 BABS SUBSIDY	-	-	-	-	-
5949 R.O.T.C. REIMBURSEMENT	250,000	-	250,000	-	250,000
<b>TOTAL FEDERAL RESOURCES</b>	<b>3,769,000</b>	<b>-</b>	<b>3,769,000</b>	<b>-</b>	<b>3,769,000</b>
<b>TOTAL REVENUES</b>	<b>321,553,269</b>	<b>103,073</b>	<b>321,656,342</b>	<b>134,419</b>	<b>321,790,761</b>
<b>OTHER SOURCES</b>					
7912 SALE OF FIXED ASSETS	-	-	-	-	-
7915 INTERFUND TRANSFERS IN	-	-	-	-	-
<b>TOTAL OTHER SOURCES</b>	<b>-</b>	<b>-</b>	<b>-</b>	<b>-</b>	<b>-</b>
<b>TOTAL REVENUE AND OTHER SOURCES</b>	<b>321,553,269</b>	<b>103,073</b>	<b>321,656,342</b>	<b>134,419</b>	<b>321,790,761</b>

IRVING INDEPENDENT SCHOOL DISTRICT  
OFFICIAL DISTRICT BUDGET  
GENERAL OPERATING FUND  
February 2025 BUDGET AMENDMENT

	<u>ORIGINAL BUDGET</u>	<u>PROPOSED AMENDMENTS TO ORIGINAL BUDGET</u>	<u>APPROVED AMENDED BUDGET</u>	<u>PROPOSED AMENDMENTS</u>	<u>NEW AMENDED BUDGET</u>
<b>EXPENDITURES:</b>					
00 Indirect Costs	-	-	-	-	-
11 Instruction	190,462,851	(1,359,016)	189,103,835	(166,990)	188,936,845
12 Library	4,774,334	(111,633)	4,662,701	(7,059)	4,655,642
13 Staff Development	7,702,163	(3,173,690)	4,528,473	(79,555)	4,448,919
21 Instructional Administration	7,749,696	718,325	8,468,021	20,890	8,488,911
23 School Administration	18,940,065	(428,389)	18,511,676	35,544	18,547,220
31 Counseling Services	15,901,922	855,569	16,757,491	174,272	16,931,763
32 Attendance Services	875,543	(2,798)	872,745	-	872,745
33 Health Services	5,309,892	(1,933,150)	3,376,742	141	3,376,883
34 Pupil Transportation	11,101,623	645,292	11,746,915	(486,500)	11,260,415
35 Food Services	290,498	-	288,898	-	288,898
36 Extra-Curricular Activities	4,055,260	682,669	4,737,929	49,248	4,787,178
41 General Administration	11,783,723	7,595,442	19,379,165	(2,247)	19,376,917
51 Maintenance	29,146,154	(965,071)	28,181,083	78,133	28,259,216
52 Security	4,944,737	(165,082)	4,779,655	(95,000)	4,684,655
53 Data Processing	4,911,151	(96,927)	4,814,224	142,240	4,956,464
61 Community Services	2,653,213	497,455	3,150,668	6,642	3,157,310
71 Debt Service	-	63,750	63,750	-	63,750
81 Facilities	-	39,827	39,827	-	39,827
95 Payments to JJAEP	190,000	-	190,000	-	190,000
97 Payments to Tax Increment Funds	-	-	-	-	-
99 Intergovernmental Charges	740,232	-	740,232	-	740,232
<b>TOTAL EXPENDITURES</b>	<u>321,533,057</u>	<u>2,862,574</u>	<u>324,394,031</u>	<u>(330,241)</u>	<u>324,063,789</u>
<b>OTHER USES</b>					
8911 Interfund Transfers Out	-	-	-	-	-
<b>TOTAL EXPENDITURES AND OTHER USES</b>	<u>321,533,057</u>	<u>2,862,574</u>	<u>324,394,031</u>	<u>(330,241)</u>	<u>324,063,789</u>
<b>EXCESS (DEFICIENCY) REVENUES OVER EXPENDITURES</b>	20,212	2,965,647	(2,737,689)	464,660	(2,273,028)
<b>EST. BEGINNING FUND BALANCE</b>	<u>80,655,940</u>	-	<u>80,655,940</u>	-	<u>80,655,940</u>
<b>ENDING FUND BALANCE</b>	<u>80,676,152</u>	<u>2,965,647</u>	<u>77,918,251</u>	-	<u>78,382,912</u>

IRVING INDEPENDENT SCHOOL DISTRICT  
OFFICIAL DISTRICT BUDGET  
FOOD SERVICE  
February 2025 BUDGET AMENDMENT

	ORIGINAL BUDGET	APPROVED AMENDMENTS	APPROVED AMENDED BUDGET	PROPOSED AMENDMENTS	NEW AMENDED BUDGET
<b>REVENUE:</b>					
<b>LOCAL RESOURCES:</b>					
5742 INVESTMENT EARNINGS	80,000	-	80,000	-	80,000
5751 FOOD SERVICES	1,000,000	-	1,000,000	-	1,000,000
5755 ACTIVITY FUND RECEIPTS	-	-	-	-	-
<b>TOTAL LOCAL RESOURCES</b>	<b>1,080,000</b>	<b>-</b>	<b>1,080,000</b>	<b>-</b>	<b>1,080,000</b>
<b>STATE RESOURCES:</b>					
5829 STATE MATCH - FOOD SERVICE	120,000	-	120,000	-	120,000
<b>TOTAL STATE RESOURCES</b>	<b>120,000</b>	<b>-</b>	<b>120,000</b>	<b>-</b>	<b>120,000</b>
<b>FEDERAL RESOURCES:</b>					
5921 SCHOOL BREAKFAST PROGRAM	6,000,000	-	6,000,000	-	6,000,000
5922 NATIONAL SCHOOL LUNCH PROGRAM	15,346,000	-	15,346,000	-	15,346,000
5923 USDA DONATED COMMODITIES	1,500,000	-	1,500,000	-	1,500,000
5939 SUMMER FEEDING PROGRAM	200,000	-	200,000	-	200,000
<b>TOTAL FEDERAL RESOURCES</b>	<b>23,046,000</b>	<b>-</b>	<b>23,046,000</b>	<b>-</b>	<b>23,046,000</b>
<b>TOTAL REVENUE AND OTHER SOURCES</b>	<b>24,246,000</b>	<b>-</b>	<b>24,246,000</b>	<b>-</b>	<b>24,246,000</b>
<b>EXPENDITURES:</b>					
35 Food Services	23,915,277	(33,110)	23,882,167	(1,305)	23,880,862
36 Extra-Curricular Activities	-	-	-	-	-
51 Maintenance & Operations	281,332	34,488	315,820	1,305	317,125
81 Facilities	-	-	-	-	-
<b>TOTAL EXPENDITURES</b>	<b>24,196,609</b>	<b>1,377</b>	<b>24,197,986</b>	<b>-</b>	<b>24,197,986</b>
<b>OTHER USES</b>					
8911 Interfund Transfers Out	-	-	-	-	-
<b>TOTAL EXPENDITURES AND OTHER USES</b>	<b>24,196,609</b>	<b>1,377</b>	<b>24,197,986</b>	<b>-</b>	<b>24,197,986</b>
<b>EXCESS (DEFICIENCY) REVENUES OVER EXPENDITURES</b>	<b>49,391</b>	<b>(1,377)</b>	<b>48,014</b>		<b>48,014</b>
<b>EST. BEGINNING FUND BALANCE</b>	<b>7,832,362</b>	<b>-</b>	<b>7,832,362</b>	<b>-</b>	<b>7,832,362</b>
<b>ENDING FUND BALANCE</b>	<b>7,881,753</b>	<b>(1,377)</b>	<b>7,880,376</b>	<b>-</b>	<b>7,880,376</b>

IRVING INDEPENDENT SCHOOL DISTRICT  
OFFICIAL DISTRICT BUDGET  
DEBT SERVICE  
February 2025 BUDGET AMENDMENT

	ORIGINAL BUDGET	APPROVED AMENDMENTS	APPROVED AMENDED BUDGET	PROPOSED AMENDMENTS	NEW AMENDED BUDGET
<b>REVENUE:</b>					
<b>LOCAL RESOURCES:</b>					
5711 TAXES CURRENT YEAR	64,299,650	-	64,299,650	-	64,299,650
5712 DELINQUENT TAXES	100,000	-	100,000	-	100,000
5719 OTHER TAX RELATED REVENUE	-	-	-	-	-
<b>TOTAL TAXES</b>	<b>64,399,650</b>	<b>-</b>	<b>64,399,650</b>	<b>-</b>	<b>64,399,650</b>
<b>OTHER LOCAL REVENUE:</b>					
5742 INVESTMENT EARNINGS	250,000	-	250,000	-	250,000
5799 ISD-TNT ADJUSTMENT	-	-	-	-	-
<b>TOTAL OTHER LOCAL SOURCES</b>	<b>250,000</b>	<b>-</b>	<b>250,000</b>	<b>-</b>	<b>250,000</b>
<b>TOTAL LOCAL RESOURCES</b>	<b>64,649,650</b>	<b>-</b>	<b>64,649,650</b>	<b>-</b>	<b>64,649,650</b>
<b>STATE RESOURCES:</b>					
5829 TEA/NON-FOUNDATION REVENUE	-	-	-	-	-
<b>TOTAL STATE RESOURCES</b>	<b>-</b>	<b>-</b>	<b>-</b>	<b>-</b>	<b>-</b>
<b>TOTAL REVENUES</b>	<b>64,649,650</b>	<b>-</b>	<b>64,649,650</b>	<b>-</b>	<b>64,649,650</b>
<b>OTHER SOURCES :</b>					
7911 SALE OF BONDS	-	-	-	-	-
7915 INTERFUND TRANSFERS IN	-	-	-	-	-
7916 PREMIUM (DISCOUNT) BONDS PAYABLE	-	-	-	-	-
<b>TOTAL OTHER SOURCES</b>	<b>-</b>	<b>-</b>	<b>-</b>	<b>-</b>	<b>-</b>
<b>TOTAL REVENUE AND OTHER SOURCES</b>	<b>64,649,650</b>	<b>-</b>	<b>64,649,650</b>	<b>-</b>	<b>64,649,650</b>
<b>EXPENDITURES:</b>					
71 DEBT SERVICE	64,549,650	-	64,549,650	-	64,549,650
<b>TOTAL EXPENDITURES</b>	<b>64,549,650</b>	<b>-</b>	<b>64,549,650</b>	<b>-</b>	<b>64,549,650</b>
<b>OTHER USES :</b>					
8949 REFUNDING BONDS	-	-	-	-	-
<b>TOTAL EXPENDITURES AND OTHER USES</b>	<b>64,549,650</b>	<b>-</b>	<b>64,549,650</b>	<b>-</b>	<b>64,549,650</b>
<b>EXCESS (DEFICIENCY) REVENUES OVER EXPENDITURES</b>	<b>100,000</b>	<b>-</b>	<b>100,000</b>	<b>-</b>	<b>100,000</b>
<b>EST. BEGINNING FUND BALANCE</b>	<b>9,368,431</b>	<b>-</b>	<b>9,368,431</b>	<b>-</b>	<b>9,368,431</b>
<b>ENDING FUND BALANCE</b>	<b>9,468,431</b>	<b>-</b>	<b>9,468,431</b>	<b>-</b>	<b>9,468,431</b>

**CONSENT AGENDA**  
2/24/2025

**TOPIC:** Consider Approval of the Supplements to the Irving ISD Tax Rolls

**SUBMITTED BY:** Fernando Natividad - Chief Financial Officer & Cher Elzy - Director of Taxation

**BACKGROUND:** The Board approved the tax roll on August 19, 2024. Supplements to the tax rolls are prepared monthly by the Dallas Central Appraisal District. Board action is required on any refunds greater than \$2,500.00. For ease in processing, we are presenting the total value of all supplements.

**ADMINISTRATIVE RECOMMENDATION:** The Administration recommends that the Board of Trustees approve the supplements to the Irving ISD tax rolls.

**RECOMMENDED BOARD MOTION:** I move the Board approve the Supplements to the Irving ISD Tax Rolls.

Attachments:

1. Memo from Cher Elzy to Fernando Natividad
2. Dallas Central Appraisal District Supplement Recap for January
3. Supplement 06 to the 2024 tax roll
4. Supplement 18 to the 2023 tax roll
5. Supplement 30 to the 2022 tax roll
6. Supplement 42 to the 2021 tax roll
7. Supplement 53 to the 2020 tax roll
8. Supplement 66 to the 2019 tax roll
9. Comparison of the Budget to the Actual Tax Roll Spreadsheet

## MEMO

Date: February 24, 2025

To: Fernando Natividad, Chief Financial Officer

From: Cher Elzy, Director of Taxation

Subject: January Supplement Reports

---

Attached for your consideration are the January Supplement Reports.

Thank you.



**DALLAS CENTRAL APPRAISAL DISTRICT**

**SUPPLEMENT 01-2025**

**As of January 15, 2025**

State of Texas  
County of Dallas

Property Tax Code, Section 25.25

I, Shane Docherty, Executive Director/Chief Appraiser of the Dallas Central Appraisal District, attest to the best of my knowledge, that the attached is a supplement to the certified appraisal roll which lists taxable property for

**IRVING ISD**

Tax Year	Amount of
2024	5,510,626-
2023	94,815,398-
2022	173,452
2021	46,900
2020	100-
2019	100-

Date : January 23, 2025

Shane Docherty  
Executive Director/Chief Appraiser

2024 SUPPLEMENT NO. 06

	Real Property Additions		Personal Property Additions
\$	81,700		\$ 1,518,690
	Total Additions	Supplemental Change Report	Net Changes of Changes
\$	1,600,390	\$ (7,111,016)	\$ (5,510,626)

---

Summary of Supplemental Change Report  
#1 through #6

Value	Reason
\$ (74,393,038)	Exemptions and Value Changes
\$ 320,102,754	Total Additions
\$ 245,709,716	Net Total

2023 SUPPLEMENT NO. 18

Real Property Additions		Personal Property Additions
\$ 0		\$ 0
Total Additions	Supplemental Change Report	Net Changes of Changes
\$ 0	\$ (94,815,398)	\$ (94,815,398)

---

Summary of Supplemental Change Report  
#1 through #18

Value	Reason
\$ (728,722,003)	Exemptions and Value Changes
\$ 651,161,970	Total Additions
\$ (77,560,033)	Net Total

2022 SUPPLEMENT NO. 30

Real Property Additions		Personal Property Additions
\$ 0		\$ 0
Total Additions	Supplemental Change Report	Net Changes of Changes
\$ 0	\$ 173,452	\$ 173,452

---

Summary of Supplemental Change Report  
#1 through #30

Value	Reason
\$ (708,122,655)	Exemptions and Value Changes
\$ 536,304,613	Total Additions
\$ (171,818,042)	Net Total

2021 SUPPLEMENT NO. 42

Real Property Additions		Personal Property Additions
\$ 0		\$ 0
Total Additions	Supplemental Change Report	Net Changes of Changes
\$ 0	\$ 46,900	\$ 46,900

---

Summary of Supplemental Change Report  
#1 through #42

Value	Reason
\$ (380,681,668)	Exemptions and Value Changes
\$ 656,479,235	Total Additions
\$ 275,797,567	Net Total

2020 SUPPLEMENT NO. 53

Real Property Additions		Personal Property Additions
\$ 0		\$ 0
Total Additions	Supplemental Change Report	Net Changes of Changes
\$ 0	\$ (100)	\$ (100)

Summary of Supplemental Change Report  
#1 through #53

Value	Reason
\$ (357,028,151)	Exemptions and Value Changes
\$ 1,241,851,292	Total Additions
\$ 884,823,141	Net Total

2019 SUPPLEMENT NO. 66

Real Property Additions		Personal Property Additions
\$ 0		\$ 0
Total Additions	Supplemental Change Report	Net Changes of Changes
\$ 0	\$ (100)	\$ (100)

Summary of Supplemental Change Report  
#1 through #66

Value	Reason
\$ (295,092,668)	Exemptions and Value Changes
\$ 184,586,163	Total Additions
\$ (110,506,505)	Net Total

## RECAP FOR JANUARY SUPPLEMENT

2024 SUPPLEMENT NO. 06	\$	(5,510,626)
2023 SUPPLEMENT NO. 18	\$	(94,815,398)
2022 SUPPLEMENT NO. 30	\$	173,452
2021 SUPPLEMENT NO. 42	\$	46,900
2020 SUPPLEMENT NO. 53	\$	(100)
2019 SUPPLEMENT NO. 66	\$	(100)

**FY 2024-2025**

**COMPARISON OF BUDGET TO ACTUAL TAX ROLL**

	ORIGINAL BUDGET	CERTIFIED TAX ROLL	ROLLS 1 - 6	ADJUSTED TAX ROLL
NET TAXABLE VALUE	\$ 22,786,745,294	\$ 22,546,567,363	245,709,716	\$ 22,792,277,079
M & O LEVY (0.7179)	\$ 163,571,686	\$ 161,861,807	1,763,950	\$ 163,625,757
I & S LEVY (.2980)	\$ 67,898,541	\$ 67,188,771	732,215	\$ 67,920,986
TOTAL LEVY (1.0159)	\$ 231,470,227	\$ 229,050,578	2,496,165	\$ 231,546,743

2024 SUPPLEMENT	TAXABLE VALUE
SUPPLEMENT NO. 1	64,188,385
SUPPLEMENT NO. 2	140,103,307
SUPPLEMENT NO. 3	91,131,986
SUPPLEMENT NO. 4	-34,682,584
SUPPLEMENT NO. 5	-9,520,752
SUPPLEMENT NO. 6	-5,510,626

**TOTAL 245,709,716**

\* LEVY REFLECTS FROZEN LOSS FROM OVER 65 & DISABILITY ACCOUNTS

2024 SUPPLEMENTAL BUDGET	-150,000,000
<b>NET GAIN (LOSS) TO TAX</b>	<u>395,709,716</u>
LEVY GAIN (LOSS) M & O	2,840,800
LEVY GAIN (LOSS) I & S	1,179,215
<b>TOTAL LEVY GAIN (LOSS) DUE TO SUPPLEMENTS</b>	<u>4,020,015</u>

**FY 2023-2024**

**COMPARISON OF BUDGET TO ACTUAL TAX ROLL**

	ORIGINAL BUDGET	CERTIFIED TAX ROLL	ROLLS 1 - 18	ADJUSTED TAX ROLL
NET TAXABLE VALUE	\$ 21,868,208,126	\$ 20,003,908,010	-77,560,033	\$ 19,926,347,977
M & O LEVY (0.7279)	\$ 159,178,687	\$ 145,608,446	-564,559	\$ 145,043,887
I & S LEVY (.3002)	\$ 65,648,361	\$ 60,051,732	-232,835	\$ 59,818,897
TOTAL LEVY (1.0281)	\$ 224,827,048	\$ 205,660,178	-797,394	\$ 204,862,784

2023 SUPPLEMENT	TAXABLE VALUE
SUPPLEMENT NO. 1	351,864,836
SUPPLEMENT NO. 2	170,903,554
SUPPLEMENT NO. 3	45,606,938
SUPPLEMENT NO. 4	21,837,256
SUPPLEMENT NO. 5	-2,980,619
SUPPLEMENT NO. 6	-26,392,915
SUPPLEMENT NO. 7	-34,099,505
SUPPLEMENT NO. 8	-37,246,168
SUPPLEMENT NO. 9	-9,786,752
SUPPLEMENT NO. 10	-79,254,207
SUPPLEMENT NO. 11	-14,187,846
SUPPLEMENT NO. 12	-57,745,061
SUPPLEMENT NO. 13	-48,504,743
SUPPLEMENT NO. 14	-56,317,203
SUPPLEMENT NO. 15	-48,555,193
SUPPLEMENT NO. 16	-73,731,757
SUPPLEMENT NO. 17	-84,155,250
SUPPLEMENT NO. 18	-94,815,398

**TOTAL** **-77,560,033**

\* LEVY REFLECTS FROZEN LOSS FROM OVER 65 & DISABILITY ACCOUNTS

2023 SUPPLEMENTAL BUDGET	-150,000,000
<b>NET GAIN (LOSS) TO TAX</b>	<u>72,439,967</u>
LEVY GAIN (LOSS) M & O	527,291
LEVY GAIN (LOSS) I & S	217,464
<b>TOTAL LEVY GAIN (LOSS) DUE TO SUPPLEMENTS</b>	<u>744,755</u>

**FY 2022-2023**

**COMPARISON OF BUDGET TO ACTUAL TAX ROLL**

	ORIGINAL BUDGET	CERTIFIED TAX ROLL	ROLLS 1 - 30	ADJUSTED TAX ROLL
NET TAXABLE VALUE	\$ 19,462,591,586	\$ 19,095,365,105	-171,818,042	\$ 18,923,547,063
M & O LEVY (0.9056)	\$ 176,253,229	\$ 172,927,626	-1,555,984	\$ 171,371,642
I & S LEVY (.2418)	\$ 47,060,546	\$ 46,172,593	-415,456	\$ 45,757,137
TOTAL LEVY (1.1474)	\$ 223,313,775	\$ 219,100,219	-1,971,440	\$ 217,128,779

2022 SUPPLEMENT	TAXABLE VALUE
SUPPLEMENT NO. 1	88,407,442
SUPPLEMENT NO. 2	184,253,590
SUPPLEMENT NO. 3	156,291,881
SUPPLEMENT NO. 4	55,395,081
SUPPLEMENT NO. 5	-280,000
SUPPLEMENT NO. 6	-355,000
SUPPLEMENT NO. 7	-81,030,418
SUPPLEMENT NO. 8	-2,194,340
SUPPLEMENT NO. 9	-33,708,843
SUPPLEMENT NO. 10	-17,715,667
SUPPLEMENT NO. 11	-36,352,638
SUPPLEMENT NO. 12	-36,221,378
SUPPLEMENT NO. 13	-41,859,995
SUPPLEMENT NO. 14	-32,944,537
SUPPLEMENT NO. 15	-24,250,375
SUPPLEMENT NO. 16	-26,776,122
SUPPLEMENT NO. 17	-30,814,162
SUPPLEMENT NO. 18	-121,962,848
SUPPLEMENT NO. 19	-53,731,598
SUPPLEMENT NO. 20	-44,582,740
SUPPLEMENT NO. 21	6,485,974
SUPPLEMENT NO. 22	-35,281,055
SUPPLEMENT NO. 23	-18,077,120
SUPPLEMENT NO. 24	-5,247,134
SUPPLEMENT NO. 25	-4,585,453
SUPPLEMENT NO. 26	-3,295,603
SUPPLEMENT NO. 27	-2,563,890
SUPPLEMENT NO. 28	-3,550,455
SUPPLEMENT NO. 29	-5,444,091
SUPPLEMENT NO. 30	173,452

**TOTAL** **-171,818,042**

\* LEVY REFLECTS FROZEN LOSS FROM OVER 65 & DISABILITY ACCOUNTS

2022 SUPPLEMENTAL BUDGET	71 -150,000,000
<b>NET GAIN (LOSS) TO TAX</b>	<b>(21,818,042)</b>

February 24, 2025

LEVY GAIN (LOSS) M & O	-197,584
LEVY GAIN (LOSS) I & S	-52,756
<b>TOTAL LEVY GAIN (LOSS) DUE TO SUPPLEMENTS</b>	<b>-250,340</b>

**FY 2021-2022  
COMPARISON OF BUDGET TO ACTUAL TAX ROLL**

	ORIGINAL BUDGET	CERTIFIED TAX ROLL	ROLLS 1 - 42	ADJUSTED TAX ROLL
NET TAXABLE VALUE	\$ 16,919,405,875	\$ 16,326,839,855	275,797,567	\$ 16,602,637,422
M & O LEVY (0.9390)	\$ 158,873,221	\$ 153,309,026	2,589,739	\$ 155,898,765
I & S LEVY (.2687)	\$ 45,462,444	\$ 43,870,219	741,068	\$ 44,611,287
TOTAL LEVY (1.2077)	\$ 204,335,665	\$ 197,179,245	3,330,807	\$ 200,510,052

2021 SUPPLEMENT	TAXABLE VALUE
SUPPLEMENT NO. 1	187,588,065
SUPPLEMENT NO. 2	338,477,475
SUPPLEMENT NO. 3	69,878,757
SUPPLEMENT NO. 4	-19,818,397
SUPPLEMENT NO. 5	-1,019,588
SUPPLEMENT NO. 6	-25,232,162
SUPPLEMENT NO. 7	-5,375,060
SUPPLEMENT NO. 8	-20,866,519
SUPPLEMENT NO. 9	-9,933,965
SUPPLEMENT NO. 10	-17,212,668
SUPPLEMENT NO. 11	-13,951,049
SUPPLEMENT NO. 12	-17,375,836
SUPPLEMENT NO. 13	-9,031,030
SUPPLEMENT NO. 14	-8,608,430
SUPPLEMENT NO. 15	-911,100
SUPPLEMENT NO. 16	-12,483,463
SUPPLEMENT NO. 17	0
SUPPLEMENT NO. 18	0
SUPPLEMENT NO. 19	-59,970,336
SUPPLEMENT NO. 20	-32,432,699
SUPPLEMENT NO. 21	-9,780,996
SUPPLEMENT NO. 22	-15,630,198
SUPPLEMENT NO. 23	-10,786,642
SUPPLEMENT NO. 24	-2,853,957
SUPPLEMENT NO. 25	-742,407
SUPPLEMENT NO. 26	-1,541,818
SUPPLEMENT NO. 27	-5,931,006
SUPPLEMENT NO. 28	-1,105,448
SUPPLEMENT NO. 29	-1,669,520
SUPPLEMENT NO. 30	-426,968
SUPPLEMENT NO. 31	-3,442,819
SUPPLEMENT NO. 32	-3,414,670
SUPPLEMENT NO. 33	-320,151
SUPPLEMENT NO. 34	-7,513,843
SUPPLEMENT NO. 35	-73,798

SUPPLEMENT NO. 36	-47,500
SUPPLEMENT NO. 37	0
SUPPLEMENT NO. 38	-10,000
SUPPLEMENT NO. 39	-17,000
SUPPLEMENT NO. 40	80,930
SUPPLEMENT NO. 41	-743,517
SUPPLEMENT NO. 42	46,900

**TOTAL** **275,797,567**

\* LEVY REFLECTS FROZEN LOSS FROM OVER 65 & DISABILITY ACCOUNTS

2021 SUPPLEMENTAL BUDGET	-200,000,000
<b>NET GAIN (LOSS) TO TAX</b>	<u>475,797,567</u>
LEVY GAIN (LOSS) M & O	4,467,739
LEVY GAIN (LOSS) I & S	1,278,468
<b>TOTAL LEVY GAIN (LOSS) DUE TO SUPPLEMENTS</b>	<u>5,746,207</u>

**FY 2020-2021  
COMPARISON OF BUDGET TO ACTUAL TAX ROLL**

	ORIGINAL BUDGET	CERTIFIED TAX ROLL	ROLLS 1 - 53	ADJUSTED TAX ROLL
NET TAXABLE VALUE	\$ 15,138,570,097	\$ 14,741,790,666	884,823,141	\$ 15,626,613,807
M & O LEVY (1.0148)	\$ 153,626,209	\$ 149,599,692	8,979,185	\$ 158,578,877
I & S LEVY (.2603)	\$ 39,405,698	\$ 38,372,881	2,303,195	\$ 40,676,076
TOTAL LEVY (1.2751)	\$ 193,031,907	\$ 187,972,573	11,282,380	\$ 199,254,953

2020 SUPPLEMENT	TAXABLE VALUE
SUPPLEMENT NO. 1	435,201,059
SUPPLEMENT NO. 2	479,242,398
SUPPLEMENT NO. 3	280,208,718
SUPPLEMENT NO. 4	15,576,708
SUPPLEMENT NO. 5	-3,568,300
SUPPLEMENT NO. 6	-1,548,848
SUPPLEMENT NO. 7	-17,777,907
SUPPLEMENT NO. 8	-11,306,066
SUPPLEMENT NO. 9	-4,866,930
SUPPLEMENT NO. 10	-7,508,735
SUPPLEMENT NO. 11	-21,392,402
SUPPLEMENT NO. 12	-595,647
SUPPLEMENT NO. 13	-16,657,801
SUPPLEMENT NO. 14	-56,487,138
SUPPLEMENT NO. 15	-37,755,434
SUPPLEMENT NO. 16	-9,076,405
SUPPLEMENT NO. 17	-5,858,729
SUPPLEMENT NO. 18	-4,677,591
SUPPLEMENT NO. 19	-9,638,612
SUPPLEMENT NO. 20	-67,212,457
SUPPLEMENT NO. 21	-16,025,508
SUPPLEMENT NO. 22	-6,083,827
SUPPLEMENT NO. 23	-14,350,447
SUPPLEMENT NO. 24	-2,379,427
SUPPLEMENT NO. 25	-3,091,501
SUPPLEMENT NO. 26	-682,431
SUPPLEMENT NO. 27	-3,797,470
SUPPLEMENT NO. 28	0
SUPPLEMENT NO. 29	0
SUPPLEMENT NO. 30	-93,992

SUPPLEMENT NO. 31	-206,089
SUPPLEMENT NO. 32	-196,012
SUPPLEMENT NO. 33	-149,758
SUPPLEMENT NO. 34	-92,300
SUPPLEMENT NO. 35	100,644
SUPPLEMENT NO. 36	-346,980
SUPPLEMENT NO. 37	-13,540
SUPPLEMENT NO. 38	-105,498
SUPPLEMENT NO. 39	-402,740
SUPPLEMENT NO. 40	0
SUPPLEMENT NO. 41	41,305
SUPPLEMENT NO. 42	0
SUPPLEMENT NO. 43	-1,409,470
SUPPLEMENT NO. 44	48,043
SUPPLEMENT NO. 45	24,116
SUPPLEMENT NO. 46	-7,500
SUPPLEMENT NO. 47	-62,880
SUPPLEMENT NO. 48	0
SUPPLEMENT NO. 49	-7,500
SUPPLEMENT NO. 50	-17,000
SUPPLEMENT NO. 51	-18,750
SUPPLEMENT NO. 52	-150,128
SUPPLEMENT NO. 53	-100

**TOTAL** **884,823,141**

\* LEVY REFLECTS FROZEN LOSS FROM OVER 65 & DISABILITY ACCOUNTS

2020 SUPPLEMENTAL BUDGET	-200,000,000
<b>NET GAIN (LOSS) TO TAX</b>	<u>1,084,823,141</u>

LEVY GAIN (LOSS) M & O	11,008,785
LEVY GAIN (LOSS) I & S	2,823,795
<b>TOTAL LEVY GAIN (LOSS) DUE TO SUPPLEMENTS</b>	<u>13,832,580</u>

**FY 2019-2020**

**COMPARISON OF BUDGET TO ACTUAL TAX ROLL**

	ORIGINAL BUDGET	CERTIFIED TAX ROLL	ROLLS 1 - 66	ADJUSTED TAX ROLL
NET TAXABLE VALUE	\$ 13,127,517,207	\$ 14,512,366,935	-110,506,505	\$ 14,401,860,430
M & O LEVY (1.03100)	\$ 135,344,702	\$ 149,622,503	-1,139,322	\$ 148,483,181
I & S LEVY (.27410)	\$ 35,982,525	\$ 39,778,398	-302,898	\$ 39,475,500
TOTAL LEVY (1.30510)	\$ 171,327,227	\$ 189,400,901	-1,442,220	\$ 187,958,681

2019 SUPPLEMENT	TAXABLE VALUE
SUPPLEMENT NO. 1	32,571,769
SUPPLEMENT NO. 2	98,098,133
SUPPLEMENT NO. 3	25,517,424
SUPPLEMENT NO. 4	-14,556,681
SUPPLEMENT NO. 5	-8,195,689
SUPPLEMENT NO. 6	-19,703,429
SUPPLEMENT NO. 7	-18,434,225
SUPPLEMENT NO. 8	-17,063,025
SUPPLEMENT NO. 9	-3,432,626
SUPPLEMENT NO. 10	-8,979,664
SUPPLEMENT NO. 11	-26,419,728
SUPPLEMENT NO. 12	-14,251,347
SUPPLEMENT NO. 13	-12,542,680
SUPPLEMENT NO. 14	-29,795,534
SUPPLEMENT NO. 15	-2,269,209
SUPPLEMENT NO. 16	-28,966,000
SUPPLEMENT NO. 17	-1,044,464
SUPPLEMENT NO. 18	-10,018,551
SUPPLEMENT NO. 19	-9,938,089
SUPPLEMENT NO. 20	-1,324,146
SUPPLEMENT NO. 21	-2,293,528
SUPPLEMENT NO. 22	-2,360,419
SUPPLEMENT NO. 23	-794,110
SUPPLEMENT NO. 24	-474,911
SUPPLEMENT NO. 25	-275,359
SUPPLEMENT NO. 26	131,086
SUPPLEMENT NO. 27	-5,958,133
SUPPLEMENT NO. 28	518,514
SUPPLEMENT NO. 29	-10,532,887
SUPPLEMENT NO. 30	-1,471,962
SUPPLEMENT NO. 31	-418,621

SUPPLEMENT NO. 32	-1,509,840
SUPPLEMENT NO. 33	-243,373
SUPPLEMENT NO. 34	-192,127
SUPPLEMENT NO. 35	-110,140
SUPPLEMENT NO. 36	-295,209
SUPPLEMENT NO. 37	-768,998
SUPPLEMENT NO. 38	-4,890
SUPPLEMENT NO. 39	-11,160,885
SUPPLEMENT NO. 40	-63,180
SUPPLEMENT NO. 41	0
SUPPLEMENT NO. 42	0
SUPPLEMENT NO. 43	25,000
SUPPLEMENT NO. 44	40,037
SUPPLEMENT NO. 45	25,000
SUPPLEMENT NO. 46	0
SUPPLEMENT NO. 47	0
SUPPLEMENT NO. 48	88,591
SUPPLEMENT NO. 49	0
SUPPLEMENT NO. 50	-3,540
SUPPLEMENT NO. 51	-15,630
SUPPLEMENT NO. 52	-436,740
SUPPLEMENT NO. 53	0
SUPPLEMENT NO. 54	27,500
SUPPLEMENT NO. 55	0
SUPPLEMENT NO. 56	-1,197,940
SUPPLEMENT NO. 57	25,000
SUPPLEMENT NO. 58	-23,700
SUPPLEMENT NO. 59	-7,500
SUPPLEMENT NO. 60	0
SUPPLEMENT NO. 61	0
SUPPLEMENT NO. 62	-12,000
SUPPLEMENT NO. 63	5,000
SUPPLEMENT NO. 64	-18,750
SUPPLEMENT NO. 65	0
SUPPLEMENT NO. 66	-100

**TOTAL** -110,506,505

\* LEVY REFLECTS FROZEN LOSS FROM OVER 65 & DISABILITY ACCOUNTS

2019 SUPPLEMENTAL BUDGET	-150,000,000
<b>NET GAIN (LOSS) TO TAX</b>	<u>39,493,495</u>
LEVY GAIN (LOSS) M & O	407,178
LEVY GAIN (LOSS) I & S	108,252
<b>TOTAL LEVY GAIN (LOSS) DUE</b>	<u>515,430</u>

**TO SUPPLEMENTS**

## 2024 ACTIVE LAWSUITS

OWNERS NAME	DCAD VALUE	TYPE OF PROPERTY
1000 EAST AIRPORT FREEWAY LLC	\$ 4,471,240	REAL
1000 EAST AIRPORT FREEWAY LLC	\$ 14,000,000	REAL
1111 TDS APARTMENTS LLC	\$ 29,500,000	REAL
119 REGAL ROW OWNER LP	\$ 14,500,000	REAL
1500 EAST AIRPORT FREEWAY LLC	\$ 5,229,250	REAL
161 AIRPORT CORPORATE LLC	\$ 10,006,000	REAL
2111 WEST WALNUT HILL LLC	\$ 6,155,240	REAL
2142 N JOSEY LLC	\$ 1,959,990	REAL
2200 WEST ROCHELLE LLC	\$ 8,500,000	REAL
2200 WEST ROCHELLE LLC	\$ 8,500,000	REAL
2325 STEMMONS HOTEL PTNRS LLC	\$ 11,400,000	REAL
250 290 B&C LLC	\$ 20,300,000	REAL
250 290 B&C LLC	\$ 36,150,000	REAL
250 290 B&C LLC	\$ 18,050,000	REAL
2700 TRINITY SPE LLC	\$ 11,732,500	REAL
2929 PARK GROVE VNTRE LTD	\$ 1,684,900	REAL
2929 PARK GROVE VNTRE LTD	\$ 24,070,100	REAL
3228 WILLOW LLC	\$ 18,600,000	REAL
3429 WEST ROCHELLE LLC	\$ 22,250,000	REAL
3515 NORTH STORY IBAN LLC &	\$ 26,000,000	REAL
4303 MARIPOSA DRIVE LLC	\$ 9,600,000	REAL
4409 MONTROSE LTD	\$ 30,482,450	REAL
450 EJC INVESTMENT LLC	\$ 1,270,000	REAL
450 EJC INVESTMENT LLC	\$ 4,850,000	REAL
4525 W PIONEER DR PROPERTY	\$ 33,750,000	REAL
4600 W AIRPORT FREEWAY LLC	\$ 23,000,000	REAL
4905 COURTSIDE LLC	\$ 6,200,000	REAL
500 EJC OFFICE OWNER LLC	\$ 27,250,000	REAL
600 LAS COLINAS OWNER LLC	\$ 70,040,900	REAL
692 LAKE CAROLYN PARKWAY	\$ 67,000,000	REAL
78 NEP LTD	\$ 900,000	REAL
78 NEP LTD	\$ 8,500,000	REAL
78 NEP LTD	\$ 3,600,000	REAL
78 NEP LTD	\$ 2,780,000	REAL
78 NEP LTD	\$ 13,700,000	REAL

7918 FERGUSON LLC	\$	2,057,000	REAL
7929 BROOKRIVER SUB LLC	\$	10,000,000	REAL
850 LAKE CAROLYN PKWY APARTMENTS INV	\$	63,000,000	REAL
ABRAHAM SAJI PROPERTIES LLC	\$	464,910	REAL
ABRAHAM SAJI PROPERTIES LLC	\$	246,190	REAL
ABRAHAM SAJI PROPERTIES LLC	\$	258,580	REAL
ABRAHAM SAJI PROPERTIES LLC	\$	243,290	REAL
ABRAHAM SAJI PROPERTIES LLC	\$	266,430	REAL
ABRAHAM SAJI PROPERTIES LLC	\$	268,750	REAL
ABRAHAM SAJI PROPERTIES LLC	\$	268,750	REAL
ABRAHAM SAJI PROPERTIES LLC	\$	251,520	REAL
ABRAHAM SAJI PROPERTIES LLC	\$	338,320	REAL
ABRAHAM SAJI PROPERTIES LLC	\$	158,080	REAL
ABRAHAM SAJI PROPERTIES LLC	\$	268,750	REAL
ABRAHAM SAJI PROPERTIES LLC	\$	282,350	REAL
ABRAHAM SAJI PROPERTIES LLC	\$	286,040	REAL
ABRAHAM SAJI PROPERTIES LLC	\$	251,630	REAL
ABRAHAM SAJI PROPERTIES LLC	\$	277,280	REAL
ABRAHAM SAJI PROPERTIES LLC	\$	235,990	REAL
ABRAHAM SAJI PROPERTIES LLC	\$	287,980	REAL
ABRAHAM SAJI PROPERTIES LLC	\$	530,320	REAL
ABRAHAM SAJI PROPERTIES LLC	\$	265,700	REAL
ABRAHAM SAJI PROPERTIES LLC	\$	355,770	REAL
ABRAHAM SAJI PROPERTIES LLC	\$	311,590	REAL
ABRAHAM SAJI PROPERTIES LLC	\$	254,310	REAL
ABRAHAM SAJI PROPERTIES LLC	\$	408,150	REAL
ABRAHAM SAJI PROPERTIES LLC	\$	239,050	REAL
ABRAHAM SAJI PROPERTIES LLC	\$	228,290	REAL
ABRAHAM SAJI PROPERTIES LLC	\$	244,220	REAL
ABRAHAM SAJI PROPERTIES LLC	\$	252,720	REAL
ABRAHAM SAJI PROPERTIES LLC	\$	252,720	REAL
ABRAHAM SAJI PROPERTIES LLC	\$	261,430	REAL
ABRAHAM SAJI PROPERTIES LLC	\$	251,520	REAL
ABRAHAM SAJI PROPERTIES LLC	\$	232,800	REAL
ABRAHAM SAJI PROPERTIES LLC	\$	525,640	REAL
ACI REAL ESTATE SPE 155 LLC	\$	5,685,850	REAL
ADREX DIVERSIFIED 5 MASTER TENANT LLC	\$	1,900,000	REAL
AGAS VENTURES LLC	\$	267,870	REAL
AGAS VENTURES LLC	\$	211,880	REAL
AGAS VENTURES LLC	\$	214,330	REAL
AGAS VENTURES LLC	\$	245,040	REAL
AGAS VENTURES LLC	\$	306,760	REAL
AGAS VENTURES LLC	\$	234,790	REAL
AGAS VENTURES LLC	\$	280,000	REAL

AGAS VENTURES LLC	\$	218,640	REAL
AGAS VENTURES LLC	\$	237,220	REAL
AGAS VENTURES LLC	\$	270,000	REAL
AGAS VENTURES LLC	\$	233,000	REAL
AGAS VENTURES LLC	\$	234,350	REAL
AGAS VENTURES LLC	\$	247,000	REAL
AGAS VENTURES LLC	\$	236,720	REAL
AGAS VENTURES LLC	\$	264,070	REAL
AGAS VENTURES LLC	\$	226,790	REAL
AH & JP INC	\$	1,550,000	REAL
ALC APARTMENTS LLC	\$	61,000,000	REAL
ALESIO GARDEN &	\$	159,000,000	REAL
ALIBHAI HUSSAMUDDIN H	\$	146,370	REAL
ALIBHAI HUSSAMUDDIN H	\$	146,370	REAL
ALIBHAI HUSSAMUDDIN H	\$	146,810	REAL
ALIBHAI HUSSAMUDDIN H	\$	146,370	REAL
ALIBHAI HUSSAMUDDIN H	\$	173,360	REAL
ALIBHAI HUSSAMUDDIN H	\$	375,360	REAL
ALIBHAI HUSSAMUDDIN H	\$	398,550	REAL
ALIBHAI HUSSAMUDDIN H	\$	384,200	REAL
ALIBHAI HUSSAMUDDIN H	\$	372,130	REAL
ALIBHAI HUSSAMUDDIN H	\$	398,080	REAL
ALIBHAI HUSSAMUDDIN H	\$	380,780	REAL
ALIBHAI HUSSAMUDDIN H	\$	173,360	REAL
ALPINE CENTURY CENTER LP	\$	7,376,910	REAL
APO IRVING LLC	\$	8,250,000	REAL
ARNS INC	\$	356,000	REAL
ARNS INC	\$	291,000	REAL
ARNS INC	\$	260,250	REAL
ARNS INC	\$	220,000	REAL
ARNS INC	\$	257,490	REAL
ARNS INC	\$	312,760	REAL
ARNS INC	\$	358,000	REAL
ARNS INC	\$	253,510	REAL
ARNS INC	\$	302,000	REAL
ARNS INC	\$	259,000	REAL
ASBURY AUTOMOTIVE GROUP INC	\$	4,000,000	REAL
ASBURY AUTOMOTIVE GROUP INC	\$	7,000,000	REAL
ASBURY AUTOMOTIVE GROUP INC	\$	5,000,000	REAL
ASBURY AUTOMOTIVE GROUP INC	\$	51,860	REAL
ASBURY AUTOMOTIVE GROUP INC	\$	3,100,000	REAL
AVALON VILLAS DE LLC	\$	35,000,000	REAL
BELL STACY GREETHUM TRUST THE	\$	1,250,000	REAL
BHP INVESTMENTS CO	\$	4,250,000	REAL

BMGREI ESTERDS LLP	\$	35,510,000	REAL
BMGREI ESTERS LLP	\$	14,490,000	REAL
BMGREI METKER LLC	\$	10,000,000	REAL
BREIT INDUSTRIAL CANYON	\$	115,390	REAL
BROWN COLINAS POINTE LLC	\$	22,000,000	REAL
BUDHWANI & VIRANI INC	\$	5,325,000	REAL
CAD ASSETS LLC	\$	4,250,000	REAL
CARE INN OF EDNA LLC	\$	12,700,000	REAL
CARMAX AUTO SUPERSTORES	\$	1,666,220	REAL
CARMAX AUTO SUPERSTORES	\$	12,983,780	REAL
CAROLYN PROPERTY OWNER LP	\$	73,000,000	REAL
CASH HOUSE BUYERS USA LLC	\$	255,890	REAL
CAVADIAN PROPERTIES LLC	\$	403,740	REAL
CAVADIAN PROPERTIES LLC	\$	175,000	REAL
CAVADIAN PROPERTIES LLC	\$	255,120	REAL
CENTURY 9625 LLC	\$	2,460,410	REAL
CHA & CHA III LLC	\$	6,507,570	REAL
CHALET APARTMENTS LLC	\$	31,000,000	REAL
CHATHEAU AT WILDBRIAR LP	\$	19,357,290	REAL
CHEP USA	\$	915,760	PERSONAL
CHICK FIL A INC	\$	3,423,040	REAL
CHICK FIL A INC	\$	1,300,000	REAL
CLAY COOLEY REAL ESTATE	\$	9,000,000	REAL
CLAY COOLEY REAL ESTATE	\$	9,973,920	REAL
CLAY COOLEY REAL ESTATE	\$	14,900,000	REAL
CNC SPC LP	\$	18,586,260	REAL
CNC SPC LP	\$	9,413,740	REAL
COLONY MULTIFAMILY 3321 LLC THE	\$	7,738,400	REAL
COLONY MULTIFAMILY 3321 LLC THE	\$	5,462,400	REAL
COLONY MULTIFAMILY 3321 LLC THE	\$	1,820,800	REAL
COLONY MULTIFAMILY 3321 LLC THE	\$	5,348,600	REAL
COLUMBIA PROPERTIES	\$	55,860,000	REAL
CORSAIR IRVING OWNER LLC	\$	29,500,000	REAL
COTTONWOOD LANE PROPERTIES LLC	\$	9,450,000	REAL
CP 511 BUILDING LLC	\$	23,500,000	REAL
CPA 8 & CPA 9	\$	403,470	REAL
CPA 8 & CPA 9	\$	3,203,080	REAL
CPA 8 & CPA 9	\$	19,275,410	REAL
CREEKWOOD APTS LLC	\$	28,851,750	REAL
CRESTVIEW STONEHILL LLC	\$	32,200,000	REAL
CROSS COURT TEXAS LLC	\$	1,600,000	REAL
CROSSINGATIRVING RUBY	\$	18,654,490	REAL
CRP INVEST LLC	\$	99,200	REAL
CRP INVEST LLC	\$	99,200	REAL

CRP INVEST LLC	\$	89,300	REAL
CRP INVEST LLC	\$	99,200	REAL
CRP INVEST LLC	\$	238,440	REAL
CRP INVEST LLC	\$	454,000	REAL
CTR TX PROPERTIES LLC	\$	978,000	REAL
DALLAS FT WORTH PARTNERS LLC	\$	4,775,000	REAL
DALLAS FT WORTH PARTNERS LLC	\$	2,290,230	REAL
DALLAS FT WORTH PARTNERS LLC	\$	2,671,930	REAL
DALLAS METRO APARTMENTS LLC	\$	6,050,000	REAL
DELUJO EL MOROCCO LLC	\$	14,446,000	REAL
DELUX SUITES INVESTMENTS	\$	550,000	REAL
DEVA CORPORATION	\$	6,050,000	REAL
DFW AIRPORT HOSPITALITY	\$	9,900,000	REAL
DFW AIRPORT HOSPITALITY	\$	13,600,000	REAL
DFW BELTLINE COMMERCE CENTER LLC	\$	2,529,090	REAL
DFW BELTLINE COMMERCE CENTER LLC	\$	3,415,730	REAL
DFW BELTLINE COMMERCE CENTER LLC	\$	3,173,760	REAL
DFW BELTLINE COMMERCE CENTER LLC	\$	3,173,760	REAL
DFW RESORTS LLC	\$	8,750,000	REAL
DFW TOWER VILLAGE LP	\$	13,600,000	REAL
DFW TOWER VILLAGE LP	\$	20,000,000	REAL
DHILLON INVESTOR LLC	\$	2,553,870	REAL
DILLARDS TEXAS CENTRAL LLC	\$	2,167,680	PERSONAL
DK CREST OWNER LLC	\$	70,000,000	REAL
DLC HOTEL OWNER LLC	\$	370,740	REAL
DLC HOTEL OWNER LLC	\$	950,610	REAL
DLC HOTEL OWNER LLC	\$	73,678,650	REAL
DRIVER RE IRVING LLC	\$	6,750,000	REAL
EAGLE CREST BORROWER LLC	\$	26,437,500	REAL
EAGLE CREST BORROWER LLC	\$	36,562,500	REAL
EL PRIMERO EXPRESS LP	\$	4,800,000	REAL
EMERALD POINT APARTMENT	\$	8,000,000	REAL
EPC WESTGATE LLC	\$	37,499,870	REAL
EPC WESTGATE LLC	\$	16,289,130	REAL
EPC WESTGATE LLC	\$	7,148,470	REAL
EPC WESTGATE LLC	\$	6,562,530	REAL
EQUINIX LLC	\$	21,332,500	REAL
ESD DFW SOUTH 2011 LP	\$	31,000,000	REAL
ESTRADA LUXURY APARTMENTS LLC	\$	28,500,000	REAL
ESTRADA REVO LLC &	\$	36,800,000	REAL
EXTRA SPACE PROPERTIES TWO LLC	\$	6,900,000	REAL
FR MASSACHUSETTS 7 LLC	\$	6,903,650	REAL
GENESCO FOOTWEAR LLC	\$	145,200	PERSONAL
GEP SILVERTON LLC	\$	35,000,000	REAL



IFCAP EVERGREEN LP	\$	59,090	REAL
IFCAP EVERGREEN LP	\$	67,070	REAL
IFCAP EVERGREEN LP	\$	54,440	REAL
IFCAP EVERGREEN LP	\$	59,090	REAL
IFCAP EVERGREEN LP	\$	59,090	REAL
IFCAP EVERGREEN LP	\$	67,070	REAL
IFCAP EVERGREEN LP	\$	54,440	REAL
IFCAP EVERGREEN LP	\$	59,090	REAL
IFCAP EVERGREEN LP	\$	67,070	REAL
IFCAP EVERGREEN LP	\$	59,090	REAL
IFCAP EVERGREEN LP	\$	59,090	REAL
IFCAP EVERGREEN LP	\$	59,090	REAL
IFCAP EVERGREEN LP	\$	59,090	REAL
IFCAP EVERGREEN LP	\$	54,440	REAL
IFCAP EVERGREEN LP	\$	54,440	REAL
IFCAP EVERGREEN LP	\$	59,090	REAL
IFCAP EVERGREEN LP	\$	67,070	REAL
IFCAP EVERGREEN LP	\$	59,090	REAL
IFCAP EVERGREEN LP	\$	54,440	REAL
IFCAP EVERGREEN LP	\$	59,090	REAL
IFCAP EVERGREEN LP	\$	67,070	REAL
IFCAP EVERGREEN LP	\$	67,070	REAL
IFCAP EVERGREEN LP	\$	59,090	REAL
IFCAP EVERGREEN LP	\$	54,440	REAL
IFCAP EVERGREEN LP	\$	59,090	REAL
IFCAP EVERGREEN LP	\$	59,090	REAL
IFCAP EVERGREEN LP	\$	59,090	REAL
IFCAP EVERGREEN LP	\$	54,440	REAL
IMT CAPITAL III LAKESHORE LOFTS LP	\$	72,500,000	REAL
INN HOTEL & RESTAURANT LLC THE	\$	7,145,000	REAL
INTEGRITY CAPITAL REI VLP LLC	\$	8,750,000	REAL
IRBY LANE ASSOCIATES LTD	\$	24,700,000	REAL
IRVING 4600 WEST PIONEER	\$	50,000,000	REAL
IRVING BRITAIN WAY APARTMENTS LP	\$	4,583,320	REAL
IRVING BRITAIN WAY APARTMENTS LP	\$	9,166,680	REAL
IRVING LODGING LLC	\$	9,300,100	REAL
ISA HOSPITALITY INC	\$	3,200,000	REAL
J&J LOTT IRVING LLC	\$	50,966,850	REAL
JACHO FAIR OAKS LP	\$	8,200,000	REAL
JARS BRITTANY 169 LLC	\$	12,900,000	REAL
JARS HEIGHTS 79 LLC	\$	2,582,300	REAL
JARS HEIGHTS 79 LLC	\$	1,613,920	REAL
JARS HEIGHTS 79 LLC	\$	4,303,780	REAL
JDFW II LLC	\$	94,500,000	REAL
JDFW LLC	\$	62,000,000	REAL

KORE 125 JOHN CARPENTER LLC	\$	73,500,000	REAL
KRISHA INVESTMENTS INC	\$	11,850,000	REAL
KROGER LIMITED PARTNERSHIP II	\$	40,239,560	PERSONAL
LADERA RANCH LLC	\$	32,175,000	REAL
LAKE FOREST COMMUNITY	\$	10,272,140	REAL
LAKE FOREST COMMUNITY	\$	4,485,530	REAL
LAKE WORTH HOTEL CORP	\$	3,600,000	REAL
LAS COLINAS HOSPITALITY LP	\$	1,354,500	REAL
LAS COLINAS I HOLDCO LP	\$	110,000,000	REAL
LAS COLINAS II HOLDCO LP	\$	59,850,000	REAL
LBH LAS COLINAS PLAZA LLC	\$	28,950,000	REAL
LEGACY REI GROUP SA LLC	\$	5,826,980	REAL
LEGACY REI GROUP SA LLC	\$	16,172,850	REAL
LEGACY REI GROUP TF LLC	\$	5,028,160	REAL
LEGACY REI GROUP TF LLC	\$	11,971,840	REAL
LION NORTHGATE LLC &	\$	25,995,000	REAL
LION SURROUND LLC	\$	39,425,000	REAL
LION TRINITY LLC	\$	66,700,000	REAL
LION WOODCHASE CLARENDON LLC	\$	25,263,160	REAL
LION WOODCHASE CLARENDON LLC	\$	9,736,840	REAL
LONE STAR CONTAINER	\$	15,146,970	REAL
LOWEN RAIFORD LP	\$	14,250,000	REAL
LPD REALTY LLC	\$	20,750,000	REAL
LSG1 TOWNE NORTH LLC	\$	5,032,980	REAL
LSG1 TOWNE NORTH LLC	\$	11,717,020	REAL
LUCKY PROPERTY ONE LLC	\$	3,968,530	REAL
MAA ALLOY LLC	\$	73,450,000	REAL
MAA TANC LLC	\$	51,500,000	REAL
MACARTHUR PLACE	\$	28,447,780	REAL
MACARTHUR PLACE	\$	33,302,220	REAL
MACY'S RETAIL HOLDINGS LLC	\$	3,086,040	PERSONAL
MALL GROUND PORTFOLIO LLC	\$	1,301,420	REAL
MALL GROUND PORTFOLIO LLC	\$	1,600,100	REAL
MALL GROUND PORTFOLIO LLC	\$	4,319,230	REAL
MALL GROUND PORTFOLIO LLC	\$	193,440	REAL
MALL GROUND PORTFOLIO LLC	\$	24,625,000	REAL
MARABELLA APARTMENTS II	\$	34,828,880	REAL
MARABELLA APARTMENTS II	\$	31,171,120	REAL
MARS ROCHELLE LLC &	\$	5,994,000	REAL
MDR REVOCABLE TRUST	\$	2,076,250	REAL
MEADOW CREEK RANCH MHC LLC	\$	7,419,010	REAL
MEADOW CREEK RANCH MHC LLC	\$	3,792,190	REAL
MEADOW OAKS COMMUNITY LLC	\$	19,538,610	REAL
MFO PPTIES LTD	\$	1,575,000	REAL

MLRP REGAL ROW LP	\$	7,110,750	REAL
MLRP REGAL ROW LP	\$	4,931,940	REAL
MM COURTYARDS LLC	\$	21,000,000	REAL
MONTERRA APARTMENTS LP	\$	47,850,000	REAL
MOTTS LLP	\$	135,496,870	PERSONAL
MOTTS LLP	\$	30,365,510	PERSONAL
MPG TEXAS 1 LLC	\$	14,500,000	REAL
MUSTANG LAS COLINAS LLC	\$	35,156,900	REAL
NCH CORPORATION	\$	15,000,000	REAL
NCH CORPORATION	\$	13,759,580	REAL
NCH CORPORATION	\$	6,453,560	REAL
NEWPORT APARTMENTS PROPERTY OWNER	\$	35,875,000	REAL
NH INVESTMENTS LAH LLC	\$	17,650,000	REAL
NICOLA SPUR 482 LP	\$	6,420,530	REAL
NLP TEXAS ONE LLC	\$	61,250,000	REAL
NORTH TEXAS FAMILY	\$	12,670,000	REAL
NORTHGATE CONSOLIDATED GROUP LLC	\$	1,460,900	REAL
NORTHWEST PARK ASSOC	\$	12,461,670	REAL
NORTHWEST PARK ASSOC	\$	7,988,330	REAL
OAKWAY MANOR LLC	\$	7,000,000	REAL
OBSIDIAN SUMMER GATE OWNER	\$	22,950,000	REAL
OMNINET FOXBOROUGH LP	\$	37,000,000	REAL
OMNINET FOXBOROUGH LP	\$	13,000,000	REAL
PAR CAPITAL 122 WEST LLC	\$	27,800,000	REAL
PARMA LAS COLINAS TOWERS LLC	\$	44,082,280	REAL
PARMA LAS COLINAS TOWERS LLC	\$	4,752,000	REAL
PARMA LAS COLINAS TOWERS LLC	\$	65,915,720	REAL
PARRISH MICHAEL R & ANGELA R	\$	1,679,930	REAL
PATEL KAMLESH M & AMISHA G	\$	1,263,320	REAL
PATEL MUKUND & DAXABEN	\$	1,468,640	REAL
PATEL VIMAL M	\$	928,250	REAL
PBH VALLEY CREEK LLC	\$	51,400,000	REAL
PBH VALLEY RIDGE LLC	\$	53,550,000	REAL
PENSA NUWIND LLC	\$	31,000,000	REAL
PERFECT & COMFORT LIVING LLC	\$	4,300,000	REAL
PERFECT AND MODERN TEAM LLC	\$	3,550,000	REAL
PETCO	\$	424,640	PERSONAL
PILLSBURY CO TAX DEPT	\$	950,000	REAL
PILLSBURY CO TAX DEPT	\$	834,430	REAL
PL LASCO OWNER LLC	\$	90,500,000	REAL
POINT AT LAS COLINAS PROPERTIES LLC	\$	70,500,000	REAL
POLO SANTIAGO	\$	7,275,000	REAL
POP HOLDINGS LP	\$	1,091,380	REAL
PPF AMLI 1050 LAKE CAROLYN PARKWAY LLC	\$	68,000,000	REAL

PPF AMLI 777 LAKE CAROLYN PARKWAY	\$	100,721,400	REAL
PRIME US TOWER AT LAKE CAROLYN LLC	\$	67,750,000	REAL
PROLOGISEXCHANGE STEMMONS	\$	7,753,150	REAL
PROMENADE TX PARTNERS LLC	\$	73,000,000	REAL
PROPERTY RESERVE INC	\$	74,847,820	REAL
PROVIDENT GROUP IRVING PROPERTIES LLC	\$	57,000,000	REAL
PS TEXAS HOLDINGS II LTD	\$	6,316,700	REAL
PS TEXAS HOLDINGS II LTD	\$	6,301,540	REAL
PS TEXAS HOLDINGS LTD	\$	4,928,360	REAL
PS TEXAS HOLDINGS LTD	\$	3,863,670	REAL
QSR 4 LLC	\$	728,270	REAL
QSR 4 LLC	\$	978,080	REAL
RAIBLE PLACE APARTMENTS LLC	\$	19,000,000	REAL
RAMSEY LUTHER H	\$	1,612,100	REAL
RAMSEY LUTHER HAROLD	\$	855,000	REAL
RCP CRESTVIEW SPE LLC &	\$	30,250,000	REAL
REGAL BUSINESS CENTER LLC	\$	11,000,000	REAL
REGAL BUSINESS CENTER LLC	\$	17,624,340	REAL
RESIDENCES NORTHGATE LLC	\$	48,875,000	REAL
RIVERSIDE PROPERTY OWNERS LP	\$	37,623,120	REAL
RIVERSIDE PROPERTY OWNERS LP	\$	10,136,020	REAL
ROCHELLE PLACE L P	\$	12,500,000	REAL
ROCK ISLAND IRVING LLC	\$	18,000,000	REAL
RODRIGUEZ JOSE	\$	221,220	REAL
ROSEMONT SUMMIT OPERATING LLC	\$	60,000,000	REAL
RSP RIDGEVIEW PLACE	\$	16,083,330	REAL
SANDLIAN COLBY B & G B REV TR &	\$	3,710,600	REAL
SAVOY DALLAS HOTELS LLC	\$	8,700,000	REAL
SCSD FINNELL LTD	\$	55,657,880	REAL
SCSD FINNELL LTD	\$	54,314,490	REAL
SCSD FINNELL LTD	\$	8,182,600	REAL
SCSD FINNELL LTD	\$	2,200,320	REAL
SEJ PROPERTIES LP	\$	8,941,170	REAL
SEJ PROPERTIES LP	\$	5,000,000	REAL
SEJ PROPERTIES LP	\$	1,500,000	REAL
SEJ PROPERTIES LP	\$	1,263,680	REAL
SEJ PROPERTIES LP	\$	640,000	REAL
SEJ PROPERTIES LP	\$	2,155,150	REAL
SEJ PROPERTIES LP	\$	2,400,000	REAL
SEJ PROPERTIES LP	\$	650,000	REAL
SERVICES DEVELOPMENT CORP	\$	11,300,000	REAL
SFS PROPERTIES LLC	\$	8,183,500	REAL
SHREEM LAS COLINAS LLC	\$	17,691,660	REAL
SHRI AVDUTH INC	\$	1,695,000	REAL

SKYPASS DEVELOPMENT LLC	\$	1,775,160	REAL
SKYPASS DEVELOPMENT LLC	\$	5,572,200	REAL
SL1000 RRH SPE LLC &	\$	19,979,750	REAL
SL5 DFW INDUSTRIAL LP	\$	12,093,510	REAL
SPANISH HAVEN REDEVELOPMENT	\$	14,175,000	REAL
STAINBACK RAYMOND F JR	\$	4,620,000	REAL
STARCORE CR LLC	\$	23,104,000	REAL
STARCREST TEXAS PPTIES	\$	8,370,000	REAL
STATE BANK OF TEXAS	\$	20,480,560	REAL
SUBIL PROPERTIES LLC	\$	960,000	REAL
SUN LIFE INSURANCE CO OF CANADA	\$	36,300,000	REAL
SYMONDS STEPHEN M	\$	2,649,550	REAL
TERRA FUNDING-URBAN TOWERS LLC	\$	12,252,330	REAL
TERRA FUNDING-URBAN TOWERS LLC	\$	131,747,670	REAL
TERRY INVESTMENT PROPERTY 1	\$	1,553,540	REAL
TEXAS PARK MANOR LP	\$	11,950,000	REAL
TEXAS SFI PARTNERSHIP 37 LTD	\$	41,000,000	REAL
THREE WHITE OAKS CORPORATION	\$	1,887,000	REAL
TILLAR IRVING BELTLINE	\$	3,332,450	REAL
TMIF II BRIDGEPORT LP	\$	33,250,000	REAL
TNP IRVNG SQUARE DST	\$	2,950,000	REAL
TOURO ASHER PARK DE LLC	\$	33,500,000	REAL
TOURO GROVE APARTMENTS LLC	\$	19,600,000	REAL
TOURO RUSTIC RIDGE DE LLC	\$	24,800,000	REAL
TP APARTMENTS LLC	\$	3,034,480	REAL
TP APARTMENTS LLC	\$	7,965,520	REAL
TR ATRIUM LP	\$	13,000,000	REAL
TR ATRIUM LP	\$	7,000,000	REAL
TRADER JOES COMPANY	\$	458,920	REAL
TRASSATTS CORPORATION	\$	7,800,000	REAL
TUCASA ACQUITISION LLC	\$	13,880,000	REAL
TUP CARPENTER COURT LP	\$	11,209,850	REAL
TX 2800 VALLEY VIEW LN DE LLC	\$	27,827,770	REAL
USAA REAL ESTATE CO	\$	296,390	REAL
USAA REAL ESTATE CO	\$	502,500	REAL
USAA REAL ESTATE CO	\$	200	REAL
USAA REAL ESTATE CO	\$	3,120	REAL
USAA REAL ESTATE CO	\$	5,519,970	REAL
USAA REAL ESTATE CO	\$	1,770	REAL
USAA REAL ESTATE CO	\$	950,610	REAL
USAA REAL ESTATE CO	\$	115,460	REAL
USAA REAL ESTATE CO	\$	15,000,000	REAL
USAA REAL ESTATE CO	\$	1,822,730	REAL
VATC 200 DE LLC	\$	25,500,000	REAL

VBAPT LLC	\$	22,000,000	REAL
VELAZQUEZ CELIA &	\$	1,500,000	REAL
VILLAGE ON WEST IRVING LLC	\$	10,250,000	REAL
VILLAS ESTANCIA APARTMENTS LLC	\$	27,785,000	REAL
WALGREEN CO AS OWNER AND LESSEE	\$	1,511,590	REAL
WALGREEN CO AS OWNER AND LESSEE	\$	4,114,170	REAL
WALGREEN CO AS OWNER AND LESSEE	\$	2,518,870	REAL
WALKER MHP INVESTMENTS LLC	\$	1,200,000	REAL
WALNUT HILL TX PARTNERS LLC	\$	75,000,000	REAL
WATER STREET OCONNOR LP	\$	107,000,000	REAL
WEISZ THOMAS J	\$	344,810	REAL
WEST SHADY GROVE HOLDINGS LLC	\$	6,497,100	REAL
WEST SHADY GROVE HOLDINGS LLC	\$	5,630,900	REAL
WESTDALE BROOKSTONE TERRACE LP	\$	27,500,000	REAL
WESTDALE BROOKSTONE/TERRACE LP	\$	21,500,000	REAL
WESTDALE LAKERIDGE LTD	\$	23,000,000	REAL
WESTDALE POLARIS PARTNERS	\$	19,250,000	REAL
WESTDALE POLARIS PARTNERS	\$	6,900,000	REAL
WESTDALE PPTIES AMERICA I	\$	25,250,000	REAL
WESTDALE WOODMEADE LTD	\$	37,000,000	REAL
WF AGAVE IRVING LLC	\$	2,297,870	REAL
WF AGAVE IRVING LLC	\$	9,702,130	REAL
WINGREN VILLAGE LP	\$	23,000,000	REAL
WINKLE PIONEER COURT LTD	\$	191,710	REAL
WINKLE PIONEER COURT LTD	\$	191,710	REAL
WINKLE PIONEER COURT LTD	\$	194,560	REAL
WINKLE PIONEER COURT LTD	\$	110,770	REAL
WINKLE PIONEER COURT LTD	\$	110,770	REAL
WINKLE PIONEER COURT LTD	\$	194,560	REAL
WINKLE PIONEER COURT LTD	\$	191,710	REAL
WINKLE PIONEER COURT LTD	\$	193,420	REAL
WINKLE PIONEER COURT LTD	\$	193,230	REAL
WINKLE PIONEER COURT LTD	\$	193,420	REAL
WINKLE PIONEER COURT LTD	\$	191,710	REAL
WINKLE PIONEER COURT LTD	\$	191,710	REAL
WINKLE PIONEER COURT LTD	\$	194,560	REAL
WINKLE PIONEER COURT LTD	\$	110,770	REAL
WINKLE PIONEER COURT LTD	\$	110,770	REAL
WINKLE PIONEER COURT LTD	\$	110,770	REAL
WINKLE PIONEER COURT LTD	\$	110,770	REAL
WINKLE PIONEER COURT LTD	\$	194,560	REAL
WINKLE PIONEER COURT LTD	\$	191,710	REAL
WINKLE PIONEER COURT LTD	\$	191,710	REAL
WINKLE PIONEER COURT LTD	\$	193,420	REAL

WINKLE PIONEER COURT LTD	\$	193,230	REAL
WINKLE PIONEER COURT LTD	\$	193,420	REAL
WINKLE PIONEER COURT LTD	\$	191,710	REAL
WINKLE PIONEER COURT LTD	\$	194,560	REAL
WINKLE PIONEER COURT LTD	\$	194,560	REAL
WINKLE PIONEER COURT LTD	\$	191,710	REAL
WINKLE PIONEER COURT LTD	\$	193,420	REAL
WINKLE PIONEER COURT LTD	\$	193,230	REAL
WINKLE PIONEER COURT LTD	\$	193,420	REAL
WOODSHIRE MHC LLC	\$	3,537,640	REAL
WOODSHIRE MHC LLC	\$	7,783,750	REAL
WOODSHIRE MHC LLC	\$	7,565,350	REAL
WOODWIND APARTMENTS LLC	\$	7,850,000	REAL
WW MHP INVESTMENTS LLC	\$	2,385,000	REAL
WWC LXXI LP	\$	28,000,000	REAL
WWC XLII LP	\$	36,624,920	REAL
WWC XLII LP	\$	36,625,080	REAL
Z920 THIRD STREET LLC	\$	5,700,000	REAL
ZACHARY SADEGHIAN	\$	6,470	REAL
ZACHARY SADEGHIAN	\$	4,680	REAL
ZACHARY SADEGHIAN	\$	1,020	REAL
ZACHARY SADEGHIAN	\$	23,940	REAL
ZACHARY SADEGHIAN	\$	23,700	REAL
ZACHARY SADEGHIAN	\$	7,000	REAL
ZACHARY SADEGHIAN	\$	3,100	REAL
ZACHARY SADEGHIAN	\$	6,380	REAL
ZACHARY SADEGHIAN	\$	6,380	REAL
ZACHARY SADEGHIAN	\$	105,740	REAL
ZACHARY SADEGHIAN	\$	1,370	REAL
ZACHARY SADEGHIAN	\$	183,740	REAL
ZANDER PARK BORROWER DE LLC	\$	22,950,000	REAL
TOTAL	\$	6,978,929,780	

## 2024 SETTLED LAWSUITS

OWNERS NAME	DCAD VALUE	SETTLED VALUE	TYPE OF PROPERTY
2010 KINWEST LLC	\$ 5,250,000	\$ 4,500,000	REAL
89 H A S HOTEL CORP	\$ 1,585,000	\$ 1,500,000	REAL
AREA/EY WFT LLC	\$ 10,000,000	\$ 9,257,300	REAL
ASHDOW DIALYSIS AS LESSEE	\$ 2,300,000	\$ 2,100,000	REAL
AUTOZONE TEXAS LP	\$ 595,950	\$ 512,520	PERSONAL
AUTOZONE TEXAS LP	\$ 566,120	\$ 486,860	PERSONAL
AUTOZONE TEXAS LP	\$ 2,566,700	\$ 2,104,690	PERSONAL
AUTOZONE TEXAS LP	\$ 526,700	\$ 452,960	PERSONAL
AUTOZONE TEXAS LP	\$ 581,340	\$ 499,950	PERSONAL
AUTOZONE TEXAS LP	\$ 696,720	\$ 599,180	PERSONAL
BEST BUY STORES LP	\$ 2,199,870	\$ 1,847,890	PERSONAL
BETTER INC	\$ 3,145,000	\$ 2,850,000	REAL
BRE KNIGHT SH TX OWNER LLC	\$ 1,400,000	\$ 1,311,000	REAL
CASA DEL SOL TEXAS LLC	\$ 8,725,000	\$ 7,600,000	REAL
CASCADE DALLAS OPERATING LLC	\$ 8,000,000	\$ 7,500,000	REAL
CFT NV DEVELOPMENTS LLC	\$ 1,221,230	\$ 1,100,000	REAL
CROWN ENTERPRISES INC	\$ 6,300,000	\$ 4,600,000	REAL
CURRAN PRICE LLC	\$ 202,000	\$ 202,000	REAL
CURRAN PRICE LLC	\$ 280,000	\$ 280,000	REAL
DAYTON HUDSON CORP	\$ 5,766,970	\$ 5,715,000	REAL
DFW SB INDUSTRIAL LLC	\$ 3,900,000	\$ 3,655,290	REAL
DG CENTURY CENTER PROPERTY	\$ 14,424,500	\$ 12,000,000	REAL
GREENWAY RESTAURANT	\$ 10,425,000	\$ 9,300,000	REAL
HD DEVELOPMENT PPTIES, LP	\$ 5,407,500	\$ 5,275,000	REAL
IRVING 5 STAR MANAGEMENT LLC	\$ 157,840	\$ 115,270	REAL
IRVING 5 STAR MANAGEMENT LLC	\$ 603,620	\$ 440,830	REAL
IRVING 5 STAR MANAGEMENT LLC	\$ 553,890	\$ 404,520	REAL
IRVING 5 STAR MANAGEMENT LLC	\$ 237,210	\$ 173,240	REAL
IRVING 5 STAR MANAGEMENT LLC	\$ 224,220	\$ 163,750	REAL
IRVING 5 STAR MANAGEMENT LLC	\$ 1,909,870	\$ 1,394,820	REAL
IRVING 5 STAR MANAGEMENT LLC	\$ 301,810	\$ 220,420	REAL
IRVING 5 STAR MANAGEMENT LLC	\$ 325,790	\$ 237,930	REAL
IRVING 5 STAR MANAGEMENT LLC	\$ 308,690	\$ 225,440	REAL
IRVING 5 STAR MANAGEMENT LLC	\$ 555,000	\$ 405,330	REAL
IRVING 5 STAR MANAGEMENT LLC	\$ 2,456,320	\$ 1,793,890	REAL
IRVING 5 STAR MANAGEMENT LLC	\$ 167,260	\$ 167,260	REAL
IRVING 5 STAR MANAGEMENT LLC	\$ 155,560	\$ 155,560	REAL
IRVING 5 STAR MANAGEMENT LLC	\$ 901,740	\$ 901,740	REAL
JB DALLAS LLC	\$ 2,601,000	\$ 2,475,000	REAL
KARAN ASSOCIATES TWO	\$ 1,760,000	\$ 1,445,000	REAL
KARAN ASSOCIATES TWO	\$ 1,800,000	\$ 1,355,000	REAL
KROGER TEXAS LP	\$ 1,263,680	\$ 1,179,430	REAL

KROGER TEXAS LP	\$	1,834,970	\$	1,150,000	REAL
KROGER TEXAS LP	\$	1,586,330	\$	1,580,000	REAL
KROGER TEXAS LP	\$	4,199,910	\$	4,100,000	REAL
KROGER TEXAS LP	\$	960,100	\$	950,260	REAL
KROGER TEXAS LP	\$	21,600,000	\$	16,000,000	REAL
LOWES HOME CENTERS INC	\$	7,210,000	\$	7,100,000	REAL
REALTY INCOME PROPERTIES 19 LLC	\$	2,083,290	\$	2,072,620	REAL
REALTY INCOME PROPERTIES 19 LLC	\$	771,750	\$	742,200	REAL
REALTY INCOME PROPERTIES 19 LLC	\$	1,233,750	\$	1,186,520	REAL
REALTY INCOME PROPERTIES 19 LLC	\$	661,500	\$	636,170	REAL
REALTY INCOME PROPERTIES 19 LLC	\$	661,500	\$	636,170	REAL
RICKY HOSPITALITY LLC	\$	1,720,000	\$	1,600,000	REAL
SEDONA PARK APARTMENTS LLC	\$	39,950,000	\$	29,850,000	REAL
SOUTHERN STAR LAS COLINAS LP	\$	17,500,000	\$	15,300,000	REAL
TOYOTA OF IRVING LTD	\$	636,740	\$	620,000	REAL
TOYOTA OF IRVING LTD	\$	12,325,000	\$	11,175,000	REAL
TOYOTA OF IRVING LTD	\$	720,370	\$	710,000	REAL
TOYOTA OF IRVING LTD	\$	146,480	\$	143,220	REAL
TOYOTA OF IRVING LTD	\$	537,520	\$	537,520	REAL
<b>TOTAL</b>	\$	<b>228,688,310</b>	\$	<b>194,593,750</b>	

## 2023 ACTIVE LAWSUITS

OWNERS NAME	DCAD VALUE	TYPE OF PROPERTY
1927 BELTLINE CP LTD	\$ 2,550,000	REAL
AARON HOLDINGS LLC	\$ 1,742,810	REAL
BELL STACY GREETHUM TRUST THE	\$ 996,500	REAL
CANAL CENTR INVESTORS LLC	\$ 35,000,000	REAL
CAROLYN PROPERTY OWNER LP	\$ 73,000,000	REAL
CHALET APARTMENTS LLC	\$ 27,600,000	REAL
COP ENTERPRISES LLC	\$ 99,280	REAL
COP ENTERPRISES LLC	\$ 99,280	REAL
COP ENTERPRISES LLC	\$ 89,380	REAL
COP ENTERPRISES LLC	\$ 99,280	REAL
COP ENTERPRISES LLC	\$ 217,000	REAL
COP ENTERPRISES LLC	\$ 391,800	REAL
DELUJO EL MOROCCO LLC	\$ 13,300,000	REAL
DFW AIRPORT HOSPITALITY	\$ 9,900,000	REAL
FREEWAY LLC	\$ 21,388,460	REAL
GROUP 1 REALTY INC	\$ 3,500,000	REAL
HCD DALLAS CORPORATION	\$ 49,990,000	REAL
HCD DALLAS CORPORATION	\$ 810,000	REAL
HKRK MGMT INC	\$ 3,725,000	REAL
IFCAP EVERGREEN LP	\$ 90,400	REAL
JARS BRITTANY 169 LLC	\$ 12,600,000	REAL
LION TRINITY LLC	\$ 61,000,000	REAL
MEADOW OAKS HOLDINGS LP	\$ 10,483,800	REAL
PBH VALLEY CREEK LLC	\$ 48,950,000	REAL
RAMSEY LUTHER H	\$ 1,612,000	REAL
REGAL BUSINESS CENTER LLC	\$ 13,963,750	REAL
REGAL BUSINESS CENTER LLC	\$ 7,568,690	REAL
RICKY HOSPITALITY LLC	\$ 1,770,000	REAL
SAIBABA DFW LODGING LLC	\$ 4,845,000	REAL
SUN LIFE INSURANCE CO OF CANADA	\$ 37,950,000	REAL
SYMONDS STEPHEN M	\$ 1,634,180	REAL
TEXAS PARK MANOR LP	\$ 10,920,000	REAL
WALGREEN CO AS OWNER AND LESSEE	\$ 2,445,500	REAL
WALGREEN CO AS OWNER AND LESSEE	\$ 1,467,560	REAL
WALGREEN CO AS OWNER AND LESSEE	\$ 3,994,340	REAL
WWC LXXI LP	\$ 26,500,000	REAL
<b>TOTAL</b>	<b>\$<sup>95</sup> 492,294,010</b>	

## 2023 SETTLED LAWSUITS

OWNERS NAME	DCAD VALUE	SETTLED VALUE	TYPE OF PROPERTY
1111 TDS APARTMENTS LLC	\$ 26,800,000	\$ 24,000,000	REAL
1500 EAST AIRPORT FREEWAY LLC	\$ 4,784,000	\$ 4,000,000	REAL
1500 EAST AIRPORT FREEWAY LLC	\$ 504,590	\$ 504,590	REAL
1500 EAST AIRPORT FREEWAY LLC	\$ 6,916,000	\$ 5,800,000	REAL
1500 EAST AIRPORT FREEWAY LLC	\$ 3,869,230	\$ 3,545,410	REAL
1500 EAST AIRPORT FREEWAY LLC	\$ 14,560,000	\$ 11,950,000	REAL
1500 EAST AIRPORT FREEWAY LLC	\$ 11,960,000	\$ 9,425,000	REAL
1500 EAST AIRPORT FREEWAY LLC	\$ 6,500,000	\$ 5,100,000	REAL
1500 EAST AIRPORT FREEWAY LLC	\$ 10,036,000	\$ 8,500,000	REAL
1500 EAST AIRPORT FREEWAY LLC	\$ 2,652,000	\$ 2,390,000	REAL
161 AIRPORT CORPORATE LLC	\$ 11,412,000	\$ 9,800,000	REAL
1927 EAST BELTLINE RD LLC	\$ 781,220	\$ 685,000	REAL
1929 GRAUWYLER LLC	\$ 12,560,000	\$ 12,300,000	REAL
2010 KINWES LLC	\$ 6,300,000	\$ 4,500,000	REAL
2200 WEST ROCHELLE LLC	\$ 8,000,000	\$ 6,050,000	REAL
2200 WEST ROCHELLE LLC	\$ 8,000,000	\$ 6,050,000	REAL
2325 STEMMONS HOTEL PRTNRS LLC	\$ 9,675,000	\$ 8,500,000	REAL
250 290 B&C LLC	\$ 36,256,000	\$ 34,191,000	REAL
250 290 B&C LLC	\$ 18,116,650	\$ 17,086,000	REAL
250 290 B&C LLC	\$ 20,383,000	\$ 19,223,000	REAL
2700 TRINITY SPE LLC	\$ 9,936,000	\$ 8,900,000	REAL
2929 PARK GROVE VNTRE LTD	\$ 20,305,000	\$ 18,740,000	REAL
2929 PARK GROVE VNTRE LTD	\$ 1,260,000	\$ 1,260,000	REAL
3228 WILLOW LLC	\$ 17,700,000	\$ 16,800,000	REAL
3429 WEST ROCHELLE LLC	\$ 19,950,000	\$ 18,300,000	REAL
4303 MARPOSA DRIVE	\$ 9,500,000	\$ 8,000,000	REAL
4409 MONTROSE LTD	\$ 25,160,790	\$ 24,000,000	REAL
4444 IRVING BLVD LP	\$ 4,533,400	\$ 4,150,000	REAL
4525 W PIONEER DR PROPERTY	\$ 32,000,000	\$ 29,000,000	REAL
500 EJC OFFICE OWNER LLC	\$ 29,000,000	\$ 27,600,000	REAL
600 LAS COLINAS OWNER LLC	\$ 74,500,000	\$ 67,700,000	REAL
7918 FERGUSON LLC	\$ 2,000,000	\$ 1,900,000	REAL
7929 BROOKRIVER SUB LLC	\$ 74,500,000	\$ 66,500,000	REAL
7929 BROOKRIVER SUB LLC	\$ 9,868,000	\$ 9,200,000	REAL
850 LAKE CAROLYN PKWY APARTMENTS INV	\$ 60,000,000	\$ 56,000,000	REAL
89 H A S HOTEL CORP	\$ 1,585,000	\$ 1,400,000	REAL
ABF FREIGHT SYSTEM INC	\$ 8,351,000	\$ 7,350,000	REAL
ABRAHAM ALVIN V	\$ 2,482,020	\$ 2,482,020	REAL
ABRAHAM SAJI PROPERTIES LLC	\$ 520,780	\$ 520,780	REAL
ABRAHAM SAJI PROPERTIES LLC	\$ 240,000	\$ 200,000	REAL

ACI REAL ESTATE SPE 155 LLC	\$	5,995,000	\$	5,441,000	REAL
AGAP GARLAND LLC	\$	6,487,500	\$	6,100,000	REAL
AGAS VENTURES LLC	\$	243,120	\$	190,710	REAL
AGAS VENTURES LLC	\$	231,570	\$	213,010	REAL
AGAS VENTURES LLC	\$	187,240	\$	172,230	REAL
AGAS VENTURES LLC	\$	172,970	\$	159,110	REAL
AGAS VENTURES LLC	\$	213,650	\$	196,530	REAL
AGAS VENTURES LLC	\$	215,000	\$	146,690	REAL
AGAS VENTURES LLC	\$	184,300	\$	169,530	REAL
AGAS VENTURES LLC	\$	198,900	\$	182,960	REAL
AGAS VENTURES LLC	\$	188,670	\$	173,550	REAL
AGAS VENTURES LLC	\$	216,590	\$	199,230	REAL
AGAS VENTURES LLC	\$	243,150	\$	223,660	REAL
AGAS VENTURES LLC	\$	203,490	\$	187,180	REAL
AGAS VENTURES LLC	\$	165,670	\$	152,390	REAL
AGAS VENTURES LLC	\$	176,710	\$	162,550	REAL
AGAS VENTURES LLC	\$	169,300	\$	155,730	REAL
AGAS VENTURES LLC	\$	182,780	\$	168,130	REAL
AGAS VENTURES LLC	\$	185,370	\$	170,520	REAL
AGRE WILLIAMS SQUARE HOLDINGS LLC	\$	65,363,100	\$	56,342,380	REAL
AGRE WILLIAMS SQUARE HOLDINGS LLC	\$	9,609,430	\$	8,283,240	REAL
AGRE WILLIAMS SQUARE HOLDINGS LLC	\$	63,795,210	\$	56,000,670	REAL
AGRE WILLIAMS SQUARE HOLDINGS LLC	\$	114,122,260	\$	99,373,710	REAL
AIGGRE TX HOTEL LAS COLINAS OWNER	\$	12,475,000	\$	11,400,000	REAL
ALC APARTMENTS LLC	\$	59,600,000	\$	54,000,000	REAL
ALESIO GARDEN &	\$	143,500,000	\$	121,250,000	REAL
ANGEL HOSPITALITY VIII LLC	\$	1,200,000	\$	1,200,000	REAL
APO IRVING LLC	\$	7,578,880	\$	5,750,000	REAL
AREA/EY WFT LLC	\$	10,680,520	\$	9,257,300	REAL
ASHDOW DIALYSIS LLC	\$	2,250,000	\$	2,025,000	REAL
AUTOZONE TEXAS LP	\$	603,390	\$	518,910	PERSONAL
AUTOZONE TEXAS LP	\$	657,110	\$	565,110	PERSONAL
AUTOZONE TEXAS LP	\$	540,910	\$	465,180	PERSONAL
AUTOZONE TEXAS LP	\$	597,180	\$	513,570	PERSONAL
AUTOZONE TEXAS LP	\$	538,310	\$	462,950	PERSONAL
AUTOZONE TEXAS LP	\$	2,242,010	\$	1,838,450	PERSONAL
BELTLINE & GRANDE LTD PS	\$	13,000,000	\$	11,100,000	REAL
BELTLINE VILLAGE PARTNERS	\$	8,208,300	\$	7,250,000	REAL
BELTLINE/AIRPORT FREEWAY JOINT VENTURE	\$	3,365,260	\$	2,800,000	REAL
BELTLINE/AIRPORT FREEWAY JOINT VENTURE	\$	734,740	\$	700,000	REAL
BELTLINE/AIRPORT FREEWAY JOINT VENTURE	\$	7,900,000	\$	6,500,000	REAL
BEST BUY STORES LP	\$	2,300,440	\$	1,932,370	PERSONAL
BETTER INC	\$	2,835,100	\$	2,500,000	REAL
BHP INVESTENTS CO	\$	4,425,000	\$	4,000,000	REAL
BIO WORLD MERCHANDISING INC	\$	14,439,440	\$	13,900,000	PERSONAL
BLVD AL LP THE	\$	1,778,910	\$	1,705,000	REAL
BMGREI ESTERS LLC	\$	12,065,630	\$	11,362,500	REAL
BMGREI ESTERS LLC	\$	30,834,370	\$	29,037,500	REAL
BMGREI METKER LLC	\$	9,988,000	\$	8,000,000	REAL

BRE KNIGHT SH TX OWNER LLC	\$	4,100,000	\$	3,700,000	REAL
BREIT INDUSTRIAL CANYON TX	\$	115,390	\$	115,390	REAL
BROWN COLINAS POINTE LLC	\$	20,000,000	\$	18,000,000	REAL
BUDHWANI & VIRANI INC	\$	5,060,000	\$	4,543,000	REAL
CAD ASSETS LLC	\$	3,600,000	\$	3,200,000	REAL
CANTEX GRAUWYLER LLC	\$	2,299,100	\$	2,299,100	REAL
CANTEX GRAUWYLER LLC	\$	12,585,630	\$	10,500,000	REAL
CARMAX AUTO SUPERSTORES	\$	11,741,010	\$	9,474,630	REAL
CARMAX AUTO SUPERSTORES	\$	1,025,370	\$	1,025,370	REAL
CASCADE DALLAS OPERATING LLC	\$	9,500,000	\$	8,000,000	REAL
CAVADIAN PROPERTIES LLC	\$	306,370	\$	251,190	REAL
CCP MILLBROOK 1678 LLC	\$	5,200,000	\$	4,950,000	REAL
CFT NV DEVELOPMENTS LLC	\$	1,221,130	\$	1,100,000	REAL
CHATHEAU AT WILDBRIAR LP	\$	17,000,000	\$	12,500,000	REAL
CHICK FIL A INC	\$	847,050	\$	762,350	PERSONAL
CHICK FIL A INC	\$	951,620	\$	886,210	REAL
CNC SPC LP	\$	8,489,220	\$	8,489,220	REAL
CNC SPC LP	\$	16,760,780	\$	16,760,780	REAL
COLE CV DUNCANVILLE TX LP	\$	1,900,000	\$	1,843,000	REAL
COLE CV DUNCANVILLE TX LP	\$	2,388,750	\$	2,108,000	REAL
COLE CV DUNCANVILLE TX LP	\$	1,902,900	\$	1,902,900	REAL
COLINAS RANCH APARTMENTS LLC	\$	19,850,000	\$	14,000,000	REAL
COLONY MULTIFAMILY 3321 LLC THE	\$	4,975,700	\$	4,332,000	REAL
COLONY MULTIFAMILY 3321 LLC THE	\$	1,693,850	\$	1,475,000	REAL
COLONY MULTIFAMILY 3321 LLC THE	\$	5,081,560	\$	4,425,000	REAL
COLONY MULTIFAMILY 3321 LLC THE	\$	7,198,880	\$	6,268,000	REAL
COLUMBIA PROPERTIES	\$	45,500,000	\$	39,000,000	REAL
CORSAIR IRVING OWNER LLC	\$	29,000,000	\$	25,000,000	REAL
COTTONWOOD LANE PROPERTIES LLC	\$	8,985,260	\$	8,500,000	REAL
CP 511 BUILDING LLC	\$	22,500,000	\$	18,500,000	REAL
CREEKWOOD APTS LLC	\$	26,646,920	\$	24,000,000	REAL
CRESTVIEW STONEHILL LLC	\$	28,000,000	\$	25,500,000	REAL
CROSS COURT TEXAS LLC	\$	1,260,000	\$	1,225,000	REAL
DALLAS FT WORTH PARTNERS LLC	\$	1,933,020	\$	1,933,020	REAL
DALLAS FT WORTH PARTNERS LLC	\$	4,027,410	\$	4,027,410	REAL
DALLAS FT WORTH PARTNERS LLC	\$	2,247,150	\$	2,247,150	REAL
DALLAS METRO APARTMENTS LLC	\$	5,500,000	\$	5,000,000	REAL
DAYTON HUDSON CORP	\$	5,715,000	\$	5,599,000	REAL
DEVA CORPORATION	\$	6,050,000	\$	5,700,000	REAL
DILLARDS TEXAS CENTRAL LLC	\$	2,271,100	\$	1,953,140	PERSONAL
DK CREST OWNER LLC	\$	69,500,000	\$	65,450,000	REAL
DLC HOTEL OWNER LLC	\$	950,610	\$	950,610	REAL
DLC HOTEL OWNER LLC	\$	73,678,650	\$	70,178,650	REAL
DLC HOTEL OWNER LLC	\$	370,740	\$	370,740	REAL
DOGWOOD PROPCO TX II LP	\$	12,343,360	\$	10,000,000	REAL
DRIVER RE IRVING LLC	\$	466,610	\$	400,000	REAL
DSJR LLC	\$	7,950,000	\$	7,300,000	REAL
EAGLE CREST BORROWER LLC	\$	33,602,680	\$	31,281,250	REAL
EAGLE CREST BORROWER LLC	\$	24,297,320	\$	22,618,750	REAL

EL PRIMERO EXPRESS LP	\$	4,750,000	\$	4,150,000	REAL
EMERALD POINT APARTMENTS	\$	5,770	\$	5,770	REAL
EMERALD POINT APARTMENTS	\$	7,552,710	\$	6,744,230	REAL
EPC WESTGATE LLC	\$	5,586,600	\$	4,842,000	REAL
EPC WESTGATE LLC	\$	6,085,400	\$	5,274,000	REAL
EPC WESTGATE LLC	\$	29,440,000	\$	27,666,000	REAL
EPC WESTGATE LLC	\$	12,788,000	\$	12,018,000	REAL
ESD DFW SOUTH 2011 LP	\$	28,000,000	\$	21,500,000	REAL
ESTRADA 180 LLC	\$	19,500,000	\$	16,250,000	REAL
ESTRADA LUXURY APARTMENTS LLC	\$	27,000,000	\$	25,000,000	REAL
ESTRADA REVO LLC &	\$	33,800,000	\$	28,900,000	REAL
FIVF III TX2 LLC	\$	13,000,000	\$	10,750,000	REAL
GEP SILVERTON LLC	\$	31,876,800	\$	27,000,000	REAL
GL MARBLETREE LLC	\$	33,675,000	\$	30,750,000	REAL
GL MARBLETREE LLC	\$	11,225,000	\$	10,250,000	REAL
GLENRIDGE HOSPITALITY LP	\$	10,389,870	\$	9,127,380	REAL
GLENRIDGE HOSPITALITY LP	\$	310,140	\$	310,140	REAL
GLENRIDGE HOSPITALITY LP	\$	13,750,000	\$	12,400,000	REAL
GRANITE CIMARRON MEADOWS LLC	\$	9,639,510	\$	7,595,000	REAL
GREENWAY RESTAURANT	\$	9,975,000	\$	8,500,000	REAL
H&B DEVELOPMENT AND	\$	825,000	\$	775,000	REAL
HD DEVELOPMENT PPTIES LP	\$	5,350,000	\$	5,250,000	REAL
HIGHLAND CREST LTD	\$	25,000,000	\$	23,700,000	REAL
HILLTOPPER APARTMENTS IRVING LLC	\$	7,418,230	\$	6,250,000	REAL
HKSKN MANAGERS 1 LTD	\$	3,750,000	\$	3,400,000	REAL
IFCAP EVERGREEN LP	\$	57,300	\$	45,840	REAL
IFCAP EVERGREEN LP	\$	62,200	\$	49,760	REAL
IFCAP EVERGREEN LP	\$	62,200	\$	49,760	REAL
IFCAP EVERGREEN LP	\$	57,300	\$	45,840	REAL
IFCAP EVERGREEN LP	\$	62,200	\$	49,760	REAL
IFCAP EVERGREEN LP	\$	62,200	\$	49,760	REAL
IFCAP EVERGREEN LP	\$	70,600	\$	56,480	REAL
IFCAP EVERGREEN LP	\$	70,600	\$	56,480	REAL
IFCAP EVERGREEN LP	\$	62,200	\$	49,760	REAL
IFCAP EVERGREEN LP	\$	57,300	\$	45,840	REAL
IFCAP EVERGREEN LP	\$	62,200	\$	49,760	REAL
IFCAP EVERGREEN LP	\$	70,600	\$	56,480	REAL
IFCAP EVERGREEN LP	\$	57,300	\$	45,840	REAL
IFCAP EVERGREEN LP	\$	62,200	\$	49,760	REAL
IFCAP EVERGREEN LP	\$	62,200	\$	49,760	REAL
IFCAP EVERGREEN LP	\$	57,300	\$	45,840	REAL
IFCAP EVERGREEN LP	\$	62,200	\$	49,760	REAL
IFCAP EVERGREEN LP	\$	62,200	\$	49,760	REAL
IFCAP EVERGREEN LP	\$	70,600	\$	56,480	REAL
IFCAP EVERGREEN LP	\$	70,600	\$	56,480	REAL
IFCAP EVERGREEN LP	\$	57,300	\$	45,840	REAL
IFCAP EVERGREEN LP	\$	62,200	\$	49,760	REAL
IFCAP EVERGREEN LP	\$	62,200	\$	49,760	REAL
IFCAP EVERGREEN LP	\$	57,300	\$	45,840	REAL
IFCAP EVERGREEN LP	\$	62,200	\$	49,760	REAL
IFCAP EVERGREEN LP	\$	57,300	\$	45,840	REAL



IRVING BUS PROPERTIES LLC	\$	2,251,350	\$	1,950,000	REAL
IRVING LODGING LLC	\$	9,300,000	\$	7,743,000	REAL
ISA HOSPITALITY INC	\$	2,525,000	\$	2,300,000	REAL
JAHCO FAIR OAKS LP	\$	7,750,000	\$	6,950,000	REAL
JARS HEIGHTS 79 LLC	\$	1,490,510	\$	1,329,120	REAL
JARS HEIGHTS 79 LLC	\$	2,384,810	\$	2,126,580	REAL
JARS HEIGHTS 79 LLC	\$	3,974,680	\$	3,544,300	REAL
JB DALLAS LLC	\$	2,475,000	\$	2,400,000	REAL
JDFW II LLC	\$	89,000,000	\$	80,500,000	REAL
JDFW LLC	\$	60,500,000	\$	57,200,000	REAL
JORDAN KATZ AVALON LLC	\$	32,500,000	\$	29,800,000	REAL
KARAN ASSOCIATES TWO	\$	1,500,000	\$	1,262,610	REAL
KARAN ASSOCIATES TWO	\$	1,600,000	\$	1,337,390	REAL
KORE 125 JOHN CARPENTER LLC	\$	75,650,000	\$	71,900,000	REAL
KROGER TEXAS LP	\$	4,100,000	\$	4,077,580	REAL
KROGER TEXAS LP	\$	1,575,000	\$	1,540,130	REAL
KROGER TEXAS LP	\$	11,680,630	\$	11,245,270	REAL
KROGER TEXAS LP	\$	1,800,000	\$	1,781,520	REAL
KROGER TEXAS LP	\$	960,000	\$	950,260	REAL
LADERA RANCH LLC	\$	29,750,000	\$	27,160,000	REAL
LAKE FOREST VALLEY HOLDINGS LLC	\$	4,485,530	\$	4,169,060	REAL
LAKE FOREST VALLEY HOLDINGS LLC	\$	6,291,390	\$	5,630,940	REAL
LAKE WORTH HOTEL CORP	\$	3,750,000	\$	3,300,000	REAL
LAS COLINAS I HOLDCO LP	\$	107,334,180	\$	100,000,000	REAL
LAS COLINAS II HOLDCO LP	\$	57,665,820	\$	53,800,000	REAL
LBH LAS COLINAS PLAZA LLC	\$	26,300,000	\$	25,000,000	REAL
LEGACY REI GROUP SA LLC	\$	13,673,510	\$	12,130,000	REAL
LEGACY REI GROUP SA LLC	\$	4,926,490	\$	4,370,000	REAL
LION NORTHGATE LLC &	\$	24,000,000	\$	22,000,000	REAL
LION WOODCHASE CLARENDON LLC	\$	23,232,000	\$	21,293,230	REAL
LION WOODCHASE CLARENDON LLC	\$	8,954,000	\$	8,206,770	REAL
LOONEY FAMILY 2014 TRUST THE	\$	2,217,330	\$	1,600,000	REAL
LOONEY FAMILY 2014 TRUST THE	\$	1,073,070	\$	700,000	REAL
LOOP HOTEL INC	\$	1,085,000	\$	950,000	REAL
LOWEN TRINITY MILLS	\$	12,375,000	\$	10,500,000	REAL
LOWEN TRINITY MILLS	\$	197,830	\$	197,830	REAL
LOWES HOME CENTERS INC	\$	7,200,000	\$	7,000,000	REAL
LPD REALTY LLC	\$	19,000,000	\$	17,000,000	REAL
LRF2 TOWNE NORTH	\$	10,680,000	\$	9,275,000	REAL
LRF2 TOWNE NORTH	\$	4,920,000	\$	4,475,000	REAL
MA LEG PARTNERS 6	\$	205,000	\$	183,690	REAL
MA LEG PARTNERS 6	\$	133,470	\$	133,200	REAL
MAA ALLOY LLC	\$	66,700,000	\$	55,500,000	REAL
MACARTHUR PLACE	\$	29,346,150	\$	27,878,840	REAL
MACARTHUR PLACE	\$	25,153,850	\$	23,896,160	REAL
MALL GROUND PORTFOLIO LLC	\$	41,500,000	\$	21,005,140	REAL
MALL GROUND PORTFOLIO LLC	\$	2,050,000	\$	1,600,000	REAL
MALL GROUND PORTFOLIO LLC	\$	4,850,000	\$	3,900,000	REAL
MALL GROUND PORTFOLIO LLC	\$	193,440	\$	193,440	REAL

MALL GROUND PORTFOLIO LLC	\$	1,301,420	\$	1,301,420	REAL
MARABELLA APARTMENTS II	\$	30,651,570	\$	28,337,350	REAL
MARABELLA APARTMENTS II	\$	34,248,430	\$	31,662,650	REAL
MARS ROCHELLE LLC &	\$	5,550,000	\$	5,120,000	REAL
MCDAVID IRVING HON LLC	\$	3,600,000	\$	2,430,000	REAL
MCDAVID IRVING HON LLC	\$	51,860	\$	51,860	REAL
MCDAVID IRVING HON LLC	\$	2,800,000	\$	2,115,000	REAL
MCDAVID IRVING HON LLC	\$	4,525,000	\$	3,378,000	REAL
MCDAVID IRVING HON LLC	\$	6,725,000	\$	4,945,000	REAL
MEADOW CREEK RANCH MHC LLC	\$	6,227,770	\$	4,950,000	REAL
MEADOW CREEK RANCH MHC LLC	\$	3,115,880	\$	2,900,000	REAL
MFO PPTIES LTD	\$	1,500,000	\$	1,500,000	REAL
MM COURTYARDS LLC	\$	19,500,000	\$	18,000,000	REAL
MONTEGO BAY LLC	\$	5,165,990	\$	4,600,000	REAL
MONTERRA APARTMENTS LP	\$	47,850,000	\$	47,850,000	REAL
MPG TEXAS 1 LLC	\$	14,650,000	\$	12,400,000	REAL
NEPTUNE VENTURES LLC	\$	300,000	\$	280,000	REAL
NEPTUNE VENTURES LLC	\$	237,560	\$	225,000	REAL
NEPTUNE VENTURES LLC	\$	283,950	\$	270,000	REAL
NEPTUNE VENTURES LLC	\$	317,940	\$	300,000	REAL
NEWPORT APARTMENTS PROPERTY OWNER L	\$	33,000,000	\$	24,000,000	REAL
NL ASSETS LANDEN DE LLC	\$	17,160,000	\$	16,000,000	REAL
NLP TEXAS ONE LLC	\$	62,687,840	\$	46,500,000	REAL
NLP TEXAS ONE LLC	\$	58,900,000	\$	56,000,000	REAL
NORTH TEXAS FAMILY	\$	11,750,000	\$	11,000,000	REAL
NORTHGATE CONSOLIDATED	\$	4,937,900	\$	4,600,000	REAL
NORTHWEST PARK ASSOC	\$	7,480,470	\$	6,699,250	REAL
NORTHWEST PARK ASSOC	\$	11,669,530	\$	10,450,750	REAL
OAKWAY MANOR LLC	\$	6,540,170	\$	5,700,000	REAL
OBSIDIAN SUMMER GATE OWNER	\$	20,350,000	\$	18,000,000	REAL
OMNINET FOXBOROUGH LP	\$	33,244,440	\$	28,373,330	REAL
OMNINET FOXBOROUGH LP	\$	13,505,560	\$	11,526,670	REAL
P LURA LLC	\$	940,000	\$	900,000	REAL
PAR CAPITAL 122 WEST LLC	\$	27,800,000	\$	26,500,000	REAL
PARMA LAS COLINAS TOWERS LLC	\$	68,898,000	\$	63,400,000	REAL
PARMA LAS COLINAS TOWERS LLC	\$	42,850,000	\$	39,348,000	REAL
PARMA LAS COLINAS TOWERS LLC	\$	4,752,000	\$	4,752,000	REAL
PARRISH MICHAEL R & ANGELA R	\$	1,591,500	\$	1,475,000	REAL
PATEL MADAN &	\$	1,157,240	\$	1,050,000	REAL
PBH VALLEY RIDGE LLC	\$	51,000,000	\$	48,000,000	REAL
PERFECT & COMFORT LIVING LLC	\$	4,000,000	\$	3,600,000	REAL
PERFECT AND MODERN TEAM LLC	\$	3,250,000	\$	3,000,000	REAL
PETCO ANIMAL SUPPLIES INC	\$	376,310	\$	331,150	REAL
PH IRVING LLC	\$	3,850,000	\$	3,550,000	PERSONAL
PL LASCO OWNER LLC	\$	88,250,000	\$	84,000,000	REAL
POLO SANTIAGO	\$	6,970,000	\$	6,375,000	REAL
PPF AMLI 1050 LAKE CAROLYN PARKWAY LLC	\$	63,500,000	\$	59,500,000	REAL
PPF AMLI 777 LAKE CAROLYN PARKWAY	\$	96,675,000	\$	84,000,000	REAL
PRIME US TOWER AT LAKE CAROLYN	\$	66,950,000	\$	61,900,000	REAL

PROMENADE TX PARTNERS LLC	\$	73,000,000	\$	67,000,000	REAL
PROPERTY RESERVE INC	\$	72,972,820	\$	68,472,820	REAL
PROVIDENT GROUP IRVING PROPERTIES LLC	\$	47,000,000	\$	32,500,000	REAL
PS LPT PROPERTIES INVESTORS	\$	3,404,010	\$	3,000,000	REAL
PS TEXAS HOLDINGS II LTD	\$	5,483,000	\$	5,250,000	REAL
PS TEXAS HOLDINGS II LTD	\$	5,712,750	\$	5,550,000	REAL
RAIBLE PLACE APARTMENTS LLC	\$	16,995,000	\$	14,450,000	REAL
RAMSEY LUTHER HAROLD	\$	812,800	\$	750,000	REAL
RESIDENCE AT SURROUND	\$	36,300,000	\$	34,500,000	REAL
RESIDENCES NORTHGATE LLC	\$	45,270,000	\$	32,500,000	REAL
ROCHELLE PLACE LP	\$	11,100,000	\$	9,085,000	REAL
ROCK ISLAND IRVING LLC	\$	17,000,000	\$	15,700,000	REAL
ROSEMONT SUMMIT OPERATING LLC	\$	63,250,000	\$	55,000,000	REAL
RSP RIDGEVIEW PLACE	\$	30,833,330	\$	29,266,660	REAL
RSP RIDGEVIEW PLACE	\$	15,416,670	\$	14,633,340	REAL
SANCHEZ THOMAS C	\$	346,500	\$	325,000	REAL
SANDLIAN COLBY B &	\$	3,202,500	\$	3,100,000	REAL
SAVOY DALLAS HOTELS LLC	\$	8,700,000	\$	7,200,000	REAL
SCP 2002D 4 LLC	\$	2,062,510	\$	2,018,000	REAL
SCP 2002D 4 LLC	\$	124,800	\$	124,800	REAL
SEDONA PARK APARTMENTS LLC	\$	36,200,000	\$	26,150,000	REAL
SEJ PROPERTIES LP	\$	650,540	\$	640,000	REAL
SEJ PROPERTIES LP	\$	8,304,220	\$	7,800,000	REAL
SEJ PROPERTIES LP	\$	4,100,000	\$	4,100,000	REAL
SEJ PROPERTIES LP	\$	2,465,840	\$	2,400,000	REAL
SEJ PROPERTIES LP	\$	2,273,550	\$	1,500,000	REAL
SEJ PROPERTIES LP	\$	1,850,000	\$	1,250,000	REAL
SEJ PROPERTIES LP	\$	1,010,670	\$	650,000	REAL
SFS PROPERTIES LLC	\$	4,169,180	\$	3,950,000	REAL
SOUTHERN STAR LAS COLINAS LP	\$	15,400,000	\$	13,087,000	REAL
SPANISH HAVEN REDEVELOPMENT	\$	13,000,000	\$	10,500,000	REAL
STAINBACK RAYMOND F JR	\$	4,580,000	\$	4,250,000	REAL
STARCORE CR	\$	19,850,000	\$	19,850,000	REAL
STARCREST TEXAS PPTIES	\$	6,975,000	\$	6,250,000	REAL
STATE BANK OF TEXAS	\$	2,245,000	\$	1,900,000	REAL
STATE BANK OF TEXAS	\$	9,626,240	\$	9,626,240	REAL
TERRA FUNDING-URBAN TOWERS LLC	\$	12,252,330	\$	12,252,330	REAL
TERRA FUNDING-URBAN TOWERS LLC	\$	145,247,670	\$	128,247,670	REAL
TERRY INVESTMENT PROPERTY 1	\$	1,710,000	\$	1,710,000	REAL
TEXAS FLORIDA CEDARS LP	\$	12,250,000	\$	11,050,000	REAL
TEXAS FOUR PPTIES LLC	\$	14,950,000	\$	12,500,000	REAL
TEXAS SFI PARTNERSHIP 37 LTD	\$	41,440,000	\$	38,000,000	REAL
TMIF II BRIDGEPORT LP	\$	32,500,000	\$	29,800,000	REAL
TNP IRVING SQUARE DST	\$	2,750,000	\$	2,750,000	REAL
TOURO ASHER PARK DE LLC	\$	30,500,000	\$	28,440,000	REAL
TOURO RUSTIC RIDGE DE LLC	\$	22,900,000	\$	18,400,000	REAL
TOYOTA OF IRVING LTD	\$	630,000	\$	625,000	REAL
TOYOTA OF IRVING LTD	\$	14,500,000	\$	11,175,000	REAL
TP APARTMENTS LLC	\$	7,313,790	\$	6,227,500	REAL



## 2022 ACTIVE LAWSUITS

<b>OWNERS NAME</b>	<b>DCAD VALUE</b>	<b>TYPE OF PROPERTY</b>
AARON HOLDINGS LLC	\$ 2,032,310	REAL
IFCAP EVERGREEN LP	\$ 90,400	REAL
LAS COLINAS SURGERY	\$ 1,400,000	REAL
RAMSEY LUTHER H	\$ 1,526,560	REAL
REGAL BUSINESS CENTER LLC	\$ 13,513,300	REAL
REGAL BUSINESS CENTER LLC	\$ 7,568,590	REAL
VILLAS ESTANCIA APARTMENTS LLC	\$ 25,000,000	REAL
TOTAL	\$ 51,131,160	

## 2022 SETTLED LAWSUITS

OWNERS NAME	DCAD VALUE	SETTLED VALUE	TYPE OF PROPERTY
1031 NORTH STORY E 1 H LLC &	\$ 4,400,000	\$ 4,100,000	REAL
1111 TDS APARTMENTS LLC	\$ 23,500,000	\$ 19,500,000	REAL
1212 IRVING LLC	\$ 11,000,000	\$ 9,800,000	REAL
1500 EAST AIRPORT FREEWAY LLC	\$ 3,720,410	\$ 3,400,000	REAL
1500 EAST AIRPORT FREEWAY LLC	\$ 14,000,000	\$ 11,000,000	REAL
1500 EAST AIRPORT FREEWAY LLC	\$ 4,600,000	\$ 3,670,000	REAL
1500 EAST AIRPORT FREEWAY LLC	\$ 2,550,000	\$ 2,300,000	REAL
1500 EAST AIRPORT FREEWAY LLC	\$ 6,250,000	\$ 4,650,000	REAL
1500 EAST AIRPORT FREEWAY LLC	\$ 9,650,000	\$ 8,000,000	REAL
1500 EAST AIRPORT FREEWAY LLC	\$ 11,500,000	\$ 8,800,000	REAL
1500 EAST AIRPORT FREEWAY LLC	\$ 6,650,000	\$ 5,400,000	REAL
1500 EAST AIRPORT FREEWAY LLC	\$ 504,590	\$ 504,590	REAL
2010 KINWEST LLC	\$ 6,175,000	\$ 5,250,000	REAL
2325 STEMMONS HOTEL PTNRS LLC	\$ 8,000,000	\$ 7,750,000	REAL
250 290 B&C LLC	\$ 34,530,280	\$ 32,737,380	REAL
250 290 B&C LLC	\$ 17,253,980	\$ 16,358,110	REAL
250 290 B&C LLC	\$ 19,412,450	\$ 18,404,510	REAL
300 320 DECKER LLC	\$ 9,868,100	\$ 8,982,000	REAL
3228 WILLOW LLC	\$ 16,416,000	\$ 14,100,000	REAL
33-RENAL CENTER OF NORTH DALLAS	\$ 2,100,000	\$ 2,025,000	REAL
3801 NORTH BELT LINE ROAD	\$ 17,750,000	\$ 16,500,000	REAL
4303 MARIPOSA DRIVE	\$ 8,455,000	\$ 7,800,000	REAL
4409 MONTROSE LTD	\$ 23,282,000	\$ 21,000,000	REAL
4525 W PIONEER DR PROPERTY	\$ 33,000,000	\$ 27,000,000	REAL
500 EJC OFFICE OWNER LLC	\$ 27,300,000	\$ 25,100,000	REAL
600 LAS COLINAS OWNER LLC	\$ 74,750,000	\$ 72,400,000	REAL
692 LAKE CAROLYN PARKWAY	\$ 58,760,000	\$ 56,518,000	REAL
7918 FERGUSON LLC	\$ 1,889,070	\$ 1,850,000	REAL
850 LAKE CAROLYN PKWY APARTMENTS INC	\$ 53,250,000	\$ 50,500,000	REAL
89 H A S HOTEL CORP	\$ 1,260,000	\$ 1,150,000	REAL
ABF FREIGHT SYSTEMS INC	\$ 7,000,000	\$ 6,400,000	REAL
ABRAHAM ALVIN V	\$ 2,987,630	\$ 2,688,870	REAL
ADDISON HOTELS LP	\$ 5,400,000	\$ 4,950,000	REAL
AGAP GARLAND LLC	\$ 6,985,000	\$ 5,838,360	REAL
AGAS VENTURES LLC	\$ 169,300	\$ 151,640	REAL
AGAS VENTURES LLC	\$ 182,780	\$ 163,720	REAL
AGAS VENTURES LLC	\$ 207,320	\$ 185,700	REAL
AGAS VENTURES LLC	\$ 185,370	\$ 166,040	REAL
AGAS VENTURES LLC	\$ 176,710	\$ 158,280	REAL
AGAS VENTURES LLC	\$ 231,570	\$ 207,420	REAL
AGAS VENTURES LLC	\$ 184,300	\$ 165,080	REAL
AGAS VENTURES LLC	\$ 198,900	\$ 178,160	REAL
AGAS VENTURES LLC	\$ 188,670	\$ 168,990	REAL
AGAS VENTURES LLC	\$ 216,590	\$ 194,000	REAL
AGAS VENTURES LLC	\$ 187,240	\$ 167,710	REAL
AGAS VENTURES LLC	\$ 172,970	\$ 154,930	REAL
AGAS VENTURES LLC	\$ 213,650	\$ 191,370	REAL
AGAS VENTURES LLC	\$ 159,470	\$ 142,840	REAL

OWNERS NAME	DCAD VALUE	SETTLED VALUE	TYPE OF PROPERTY
AGAS VENTURES LLC	\$ 243,150	\$ 217,790	REAL
AGAS VENTURES LLC	\$ 203,490	\$ 182,270	REAL
AGAS VENTURES LLC	\$ 165,670	\$ 148,390	REAL
AGRE WILLIAMS SQUARE HOLDINGS LLC	\$ 108,705,190	\$ 98,373,710	REAL
AGRE WILLIAMS SQUARE HOLDINGS LLC	\$ 62,259,620	\$ 56,342,380	REAL
AGRE WILLIAMS SQUARE HOLDINGS LLC	\$ 9,153,170	\$ 8,283,240	REAL
AGRE WILLIAMS SQUARE HOLDINGS LLC	\$ 61,882,020	\$ 56,000,670	REAL
AIGGRE TX HOTEL LAS COLINAS OWNER	\$ 7,692,500	\$ 6,870,000	REAL
ALAMO DRAFTHOUSE CINEMA	\$ 1,315,880	\$ 1,088,750	PERSONAL
ALC APARTMENTS LLC	\$ 53,250,000	\$ 51,000,000	REAL
ALDEN SHORT	\$ 147,760	\$ 87,480	REAL
ALDEN SHORT	\$ 175,530	\$ 137,480	REAL
ALDEN SHORT	\$ 220,280	\$ 213,030	REAL
ALESIO GARDEN &	\$ 139,000,000	\$ 116,608,000	REAL
ANGEL HOSPITALITY VIII LLC	\$ 5,000,000	\$ 4,900,000	REAL
ANGEL HOSPITALITY VIII LLC	\$ 1,354,500	\$ 1,173,900	REAL
AREA/EY WFT LLC	\$ 10,000,000	\$ 8,800,000	REAL
ARMSTRONG GUADALUPE LP	\$ 1,628,830	\$ 1,628,830	REAL
ASBURY AUTOMOTIVE GROUP	\$ 5,900,000	\$ 4,700,000	REAL
ASBURY AUTOMOTIVE GROUP	\$ 51,860	\$ 51,860	REAL
ASBURY AUTOMOTIVE GROUP	\$ 2,600,000	\$ 2,000,000	REAL
ASBURY AUTOMOTIVE GROUP	\$ 4,200,000	\$ 3,200,000	REAL
ASBURY AUTOMOTIVE GROUP	\$ 3,200,000	\$ 2,300,000	REAL
ASHER PARK IRVING LP	\$ 27,000,000	\$ 22,900,000	REAL
BELL STACY GREETHUM TRUST THE	\$ 938,150	\$ 900,000	REAL
BELTLINE & GRANDE LTD	\$ 11,500,000	\$ 10,600,000	REAL
BELTLINE/AIRPORT FREEWAY JOINT VENTUF	\$ 3,217,350	\$ 2,800,000	REAL
BELTLINE/AIRPORT FREEWAY JOINT VENTUF	\$ 720,610	\$ 700,000	REAL
BELTLINE/AIRPORT FREEWAY JOINT VENTUF	\$ 7,836,860	\$ 6,500,000	REAL
BELTLINE VILLAGE PARTNERS	\$ 7,211,000	\$ 6,950,000	REAL
BETTER INC	\$ 2,750,000	\$ 2,365,000	REAL
BHP INVESTMENTS CO	\$ 3,800,000	\$ 3,400,000	REAL
BLVD AL LP THE	\$ 1,622,460	\$ 1,547,000	REAL
BRE KNIGHT SH TX OWNER LLC	\$ 4,105,500	\$ 3,689,000	REAL
BRE KNIGHT SH TX OWNER LLC	\$ 1,459,500	\$ 1,311,000	REAL
BREIT INDUSTRIAL CANYON TX	\$ 115,390	\$ 115,390	REAL
BREIT INDUSTRIAL CANYON TX	\$ 11,134,220	\$ 8,000,000	REAL
BROWN COLINAS POINTE LLC	\$ 18,500,000	\$ 16,900,000	REAL
BW ZANDER PARK LLC	\$ 18,600,000	\$ 15,600,000	REAL
CAD ASSETS LLC	\$ 2,500,000	\$ 2,200,000	REAL
CANAL CENTRE INVESTORS LLC	\$ 35,000,000	\$ 33,000,000	REAL
CARE INN	\$ 15,800,000	\$ 13,000,000	REAL
CARMAX AUTO SUPERSTORES	\$ 11,250,000	\$ 8,474,630	REAL
CARMAX AUTO SUPERSTORES	\$ 1,025,370	\$ 1,025,370	REAL
CAROLYN PROPERTY OWNER LP	\$ 67,181,400	\$ 57,500,000	REAL
CEDAR CREST OF IRVING LLC	\$ 2,500,000	\$ 2,250,000	REAL
CENTERPOINT PROPERTIES TRUST	\$ 66,270,000	\$ 22,200,000	REAL
CFT NV DEVELOPMENTS LLC	\$ 1,080,000	\$ 900,000	REAL
CHALET APARTMENTS LLC	\$ 24,500,000	\$ 22,500,000	REAL
CHATHEAU AT WILDBRIAR LP	\$ 14,700,000	\$ 11,200,000	REAL
CHEP USA	\$ 647,510	\$ 647,510	PERSONAL
CHICK FIL A INC	\$ 906,300	\$ 860,000	REAL

OWNERS NAME	DCAD VALUE	SETTLED VALUE	TYPE OF PROPERTY
CHIPOTLE MEXICAN GRILL INC	\$ 673,660	\$ 650,000	REAL
CL II LLC	\$ 4,800,000	\$ 3,875,000	REAL
COLE CV RICHARDSON TX LLC	\$ 1,847,480	\$ 1,829,360	REAL
COLINAS RANCH APARTMENTS LLC	\$ 17,750,000	\$ 12,685,000	REAL
COLONY MULTIFAMILY 3321 LLC THE	\$ 4,418,000	\$ 3,833,510	REAL
COLONY MULTIFAMILY 3321 LLC THE	\$ 1,530,050	\$ 1,305,020	REAL
COLONY MULTIFAMILY 3321 LLC THE	\$ 4,531,840	\$ 3,915,070	REAL
COLONY MULTIFAMILY 3321 LLC THE	\$ 6,420,110	\$ 5,546,400	REAL
COLUMBIA PROPERTIES	\$ 29,500,000	\$ 24,500,000	REAL
CP 511 BUILDING LLC	\$ 21,493,600	\$ 17,500,000	REAL
CP II CRESTVIEW LP	\$ 37,850,000	\$ 30,250,000	REAL
CREEKWOOD APTS LLC	\$ 23,000,000	\$ 20,750,000	REAL
CRESTVIEW STONEHILL LLC	\$ 24,700,000	\$ 21,000,000	REAL
CROSS COURT TEXAS LLC	\$ 1,285,090	\$ 1,200,000	REAL
CROSSINGSATIRVING RUBY	\$ 16,550,000	\$ 15,000,000	REAL
CVS	\$ 2,319,170	\$ 2,007,900	REAL
CVS AS LESSEE	\$ 2,002,440	\$ 1,959,460	REAL
CVS AS LESSEE	\$ 1,794,690	\$ 1,754,850	REAL
DALLAS FT WORTH PARTNERS LLC	\$ 1,949,000	\$ 1,798,020	REAL
DALLAS FT WORTH PARTNERS LLC	\$ 1,670,570	\$ 1,541,160	REAL
DALLAS FT WORTH PARTNERS LLC	\$ 3,480,430	\$ 3,210,820	REAL
DALLAS METRO APARTMENTS LLC	\$ 4,828,000	\$ 4,250,000	REAL
DELUJO EL MOROCCO LLC	\$ 11,500,000	\$ 10,500,000	REAL
DEVA CORPORATION	\$ 4,500,000	\$ 4,125,000	REAL
DFW JOSEPH INVESTMENTS LLC	\$ 14,059,720	\$ 12,500,000	REAL
DFW TOWER VILLIAGE LP	\$ 11,193,730	\$ 10,571,860	REAL
DFW TOWER VILLIAGE LP	\$ 15,806,280	\$ 14,928,150	REAL
DILLARDS PROPERTIES INC	\$ 5,000,000	\$ 4,750,000	REAL
DILLARDS TEXAS CENTRAL LLC	\$ 2,549,040	\$ 2,134,800	PERSONAL
DK CREST OWNER LLC	\$ 62,000,000	\$ 60,000,000	REAL
DOGWOOD PROPCO TX II LP	\$ 10,700,000	\$ 8,000,000	REAL
DP WPC TX LLC AND DP WPC TX	\$ 11,158,950	\$ 10,856,860	REAL
DP WPC TX LLC AND DP WPC TX	\$ 1,969,340	\$ 1,969,340	REAL
DP WPC TX LLC AND DP WPC TX	\$ 173,800	\$ 173,800	REAL
DRIVR RE IRVING LLC	\$ 6,100,000	\$ 5,800,000	REAL
DRIVER RE IRVING LLC	\$ 435,600	\$ 400,000	REAL
EAGLE CREST BORROWER LLC	\$ 29,540,180	\$ 26,696,430	REAL
EAGLE CREST BORROWER LLC	\$ 21,359,820	\$ 19,303,570	REAL
EL PRIMERO EXPRESS LP	\$ 3,675,000	\$ 3,400,000	REAL
EMERALD POINT APARTMENT	\$ 5,770	\$ 5,770	REAL
EMERALD POINT APARTMENT	\$ 6,894,230	\$ 6,194,230	REAL
ESD DFW SOUTH 2011 LP	\$ 19,000,000	\$ 17,000,000	REAL
ESTRADA LUXURY APARTMENTS LLC	\$ 27,000,000	\$ 23,500,000	REAL
ESTRADA REVO LLC &	\$ 24,950,000	\$ 22,350,000	REAL
EX DALLAS LP	\$ 56,500,000	\$ 53,463,000	REAL
EX DALLAS LP	\$ 370,740	\$ 370,740	REAL
EX DALLAS LP	\$ 8,629,270	\$ 8,166,260	REAL
GEP SILVERTON LLC	\$ 27,840,000	\$ 25,500,000	REAL
GL MARBLETREE LLC	\$ 31,200,000	\$ 27,331,200	REAL
GL MARBLETREE LLC	\$ 10,400,000	\$ 9,110,400	REAL
GOLDEN RAM LLC	\$ 155,560	\$ 155,560	REAL
GOLDEN RAM LLC	\$ 901,740	\$ 901,740	REAL





OWNERS NAME	DCAD VALUE	SETTLED VALUE	TYPE OF PROPERTY
KARAN ASSOCIATES TWO	\$ 1,435,000	\$ 1,262,610	REAL
KEVLIN JAMES M &	\$ 537,000	\$ 537,000	REAL
KHOSROW SADEGHIAN	\$ 112,170	\$ 85,000	REAL
KHOSROW SADEGHIAN	\$ 183,740	\$ 150,000	REAL
KHOSROW SADEGHIAN	\$ 1,370	\$ 1,370	REAL
KHOSROW SADEGHIAN	\$ 7,000	\$ 7,000	REAL
KHOSROW SADEGHIAN	\$ 23,700	\$ 20,000	REAL
KHOSROW SADEGHIAN	\$ 23,940	\$ 23,940	REAL
KHOSROW SADEGHIAN	\$ 1,020	\$ 1,020	REAL
KHOSROW SADEGHIAN	\$ 4,680	\$ 4,680	REAL
KHOSROW SADEGHIAN	\$ 105,740	\$ 100,000	REAL
KHOSROW SADEGHIAN	\$ 6,380	\$ 6,380	REAL
KHOSROW SADEGHIAN	\$ 6,380	\$ 6,380	REAL
KORE 125 JOHN CARPENTER LLC	\$ 71,500,000	\$ 68,750,000	REAL
KROGER TEXAS LP	\$ 11,680,630	\$ 10,971,000	REAL
KROGER TEXAS LP	\$ 927,080	\$ 927,080	REAL
KROGER TEXAS LP	\$ 3,978,130	\$ 3,978,130	REAL
KROGER TEXAS LP	\$ 1,502,570	\$ 1,502,570	REAL
KROGER TEXAS LP	\$ 1,738,070	\$ 1,738,070	REAL
LADERA RANCH LLC	\$ 26,250,000	\$ 24,500,000	REAL
LAKE WORTH HOTEL CORP	\$ 3,750,000	\$ 3,570,000	REAL
LAKERIDGE REALTY LP	\$ 310,140	\$ 310,140	REAL
LAKERIDGE REALTY LP	\$ 9,265,000	\$ 8,800,000	REAL
LAKERIDGE REALTY LP	\$ 8,089,860	\$ 7,600,000	REAL
LAS COLINAS I HOLDCO LP	\$ 92,000,000	\$ 88,250,000	REAL
LAS COLINAS II HOLDCO LP	\$ 51,600,000	\$ 49,100,000	REAL
LAS COLINAS INDUSTRIAL LLC	\$ 2,630,800	\$ 2,216,750	REAL
LBH LAS COLINAS PLAZA LLC	\$ 25,000,000	\$ 23,000,000	REAL
LEGACY REI GROUP SA LLC	\$ 11,762,190	\$ 10,292,000	REAL
LEGACY REI GROUP SA LLC	\$ 4,237,810	\$ 3,708,000	REAL
LEGACY REI GROUP TF LLC	\$ 6,900,000	\$ 5,774,650	REAL
LEGACY REI GROUP TF LLC	\$ 2,898,000	\$ 2,425,350	REAL
LION TRINITY LLC	\$ 55,550,000	\$ 51,000,000	REAL
LOONEY FAMILY 2014 TRUST THE	\$ 1,073,070	\$ 700,000	REAL
LOONEY FAMILY 2014 TRUST THE	\$ 2,217,330	\$ 1,600,000	REAL
LOOP HOTEL INC	\$ 850,000	\$ 675,000	REAL
LOWEN RAIFORD LP	\$ 8,800,000	\$ 8,300,000	REAL
LOWEN RAIFORD LP	\$ 197,830	\$ 197,830	REAL
LOWES HOME CENTERS INC	\$ 7,075,000	\$ 6,800,000	REAL
LPD REALTY LLC	\$ 16,150,000	\$ 14,450,000	REAL
LRF2 TOWNE NORTH	\$ 9,525,000	\$ 8,613,000	REAL
LRF2 TOWNE NORTH	\$ 4,575,000	\$ 4,137,000	REAL
M INDUSTRIAL PROPERTY	\$ 28,559,550	\$ 20,750,000	REAL
MAA ALLOY LLC	\$ 55,000,000	\$ 49,000,000	REAL
MAA TANC LLC	\$ 42,900,000	\$ 39,800,000	REAL
MACARTHUR PLACE	\$ 21,000,000	\$ 18,876,920	REAL
MACARTHUR PLACE	\$ 24,500,000	\$ 22,023,080	REAL
MACY'S RETAIL HOLDINGS INC	\$ 2,467,320	\$ 2,399,100	PERSONAL
MACY'S RETAIL HOLDINGS INC	\$ 4,580,000	\$ 4,250,000	REAL
MALL GROUND PORTFOLIO LLC	\$ 39,950,000	\$ 28,005,140	REAL
MALL GROUND PORTFOLIO LLC	\$ 1,650,000	\$ 1,600,000	REAL
MALL GROUND PORTFOLIO LLC	\$ 4,850,000	\$ 3,900,000	REAL

OWNERS NAME	DCAD VALUE	SETTLED VALUE	TYPE OF PROPERTY
MALL GROUND PORTFOLIO LLC	\$ 193,440	\$ 193,440	REAL
MALL GROUND PORTFOLIO LLC	\$ 1,301,420	\$ 1,301,420	REAL
MARABELLA APARTMENTS II	\$ 29,551,810	\$ 27,968,680	REAL
MARABELLA APARTMENTS II	\$ 26,448,190	\$ 25,031,320	REAL
MEADOW CREEK RANCH MHC LLC	\$ 3,115,880	\$ 2,578,950	REAL
MEADOW CREEK RANCH MHC LLC	\$ 6,227,770	\$ 4,421,050	REAL
MESTEK LTD	\$ 3,130,040	\$ 2,781,230	REAL
MESTEK LTD	\$ 2,233,460	\$ 1,984,560	REAL
MESTEK LTD	\$ 1,389,000	\$ 1,234,210	REAL
MFO PPTIES LTD	\$ 1,602,700	\$ 1,500,000	REAL
MM COURTYARDS LLC	\$ 19,050,000	\$ 16,500,000	REAL
MONTEGO BAY LLC	\$ 4,650,000	\$ 3,800,000	REAL
MPG TEXAS 1 LLC	\$ 12,376,000	\$ 10,650,000	REAL
NEPTUNE VENTURES LLC	\$ 279,880	\$ 265,890	REAL
NEPTUNE VENTURES LLC	\$ 252,340	\$ 239,720	REAL
NEPTUNE VENTURES LLC	\$ 300,000	\$ 285,000	REAL
NEPTUNE VENTURES LLC	\$ 215,000	\$ 204,250	REAL
NEPTUNE VENTURES LLC	\$ 211,000	\$ 200,450	REAL
NEPTUNE VENTURES LLC	\$ 215,000	\$ 204,250	REAL
NEPTUNE VENTURES LLC	\$ 233,920	\$ 222,220	REAL
NEPTUNE VENTURES LLC	\$ 272,670	\$ 259,040	REAL
NEPTUNE VENTURES LLC	\$ 225,000	\$ 213,750	REAL
NEPTUNE VENTURES LLC	\$ 216,190	\$ 205,380	REAL
NEPTUNE VENTURES LLC	\$ 257,270	\$ 244,410	REAL
NEPTUNE VENTURES LLC	\$ 240,000	\$ 228,000	REAL
NEPTUNE VENTURES LLC	\$ 240,000	\$ 228,000	REAL
NEWPORT APARTMENTS PROPERTY OWNER	\$ 27,950,000	\$ 21,500,000	REAL
NL ASSETS LANDEN DE LLC	\$ 13,200,000	\$ 13,200,000	REAL
NL ASSETS LANDEN DE LLC	\$ 13,200,000	\$ 12,000,000	REAL
NORTHGATE CAPRI LLC &	\$ 19,500,000	\$ 17,000,000	REAL
NORTHGATE CONSOLIDATED GROUP LLC	\$ 4,808,430	\$ 4,600,000	REAL
NORTHWEST PARK ASSOC	\$ 6,438,260	\$ 5,781,250	REAL
NORTHWEST PARK ASSOC	\$ 10,043,680	\$ 9,018,750	REAL
OAKWAY MANOR LLC	\$ 3,640,000	\$ 3,300,000	REAL
OAKWAY MANOR LLC	\$ 6,141,000	\$ 5,300,000	REAL
CONNOR MINI WAREHOUSES	\$ 1,520,000	\$ 1,200,000	REAL
OMNINET FOXBOROUGH LP	\$ 10,920,000	\$ 10,111,110	REAL
OMNINET FOXBOROUGH LP	\$ 26,880,000	\$ 24,888,890	REAL
P LURA LLC	\$ 940,000	\$ 850,000	REAL
PAR CAPITAL 122 WEST LLC	\$ 26,700,000	\$ 25,600,000	REAL
PARMA LAS COLINAS TOWERS LLC	\$ 4,752,000	\$ 4,752,000	REAL
PARMA LAS COLINAS TOWERS LLC	\$ 65,748,000	\$ 61,948,000	REAL
PARMA MANDALAY TOWER LLC	\$ 40,500,000	\$ 37,500,000	REAL
PARRISH MICHAEL R & ANGELA R	\$ 1,615,730	\$ 1,420,000	REAL
PBH VALLEY CREEK LLC	\$ 45,250,000	\$ 43,000,000	REAL
PBH VALLEY RIDGE LLC	\$ 48,000,000	\$ 47,000,000	REAL
PCPI UT OWNER	\$ 12,252,330	\$ 12,252,330	REAL
PCPI UT OWNER	\$ 137,747,670	\$ 125,747,670	REAL
PERFECT & COMFORT LIVING LLC	\$ 4,000,000	\$ 3,200,000	REAL
PERFECT AND MODERN TEAM LLC	\$ 2,925,000	\$ 2,750,000	REAL
PETCO ANIMAL SUPPLIES INC	\$ 323,800	\$ 281,710	REAL
PL LASCO OWNER LLC	\$ 77,000,000	\$ 73,500,000	REAL

OWNERS NAME	DCAD VALUE	SETTLED VALUE	TYPE OF PROPERTY
POINT AT LAS COLINAS PROPERTIES LLC	\$ 73,455,000	\$ 62,450,000	REAL
POLO SANTIAGO	\$ 6,300,000	\$ 5,500,000	REAL
POST MONTORO LLC	\$ 31,000,000	\$ 28,500,000	REAL
PPF AMLI 1050 LAKE CAROLYN PARKWAY	\$ 62,250,000	\$ 54,733,000	REAL
PPF AMLI 777 LAKE CAROLYN PARKWAY	\$ 83,900,000	\$ 77,156,000	REAL
PRIME US TOWER AT LAKE CAROLYN LLC	\$ 66,125,000	\$ 61,000,000	REAL
PROMENADE TX PARTNERS LLC	\$ 63,000,000	\$ 60,000,000	REAL
PROPERTY RESERVE INC	\$ 64,722,820	\$ 62,300,000	REAL
PROVIDENT GROUP IRVING PROPERTIES LLC	\$ 34,750,000	\$ 31,000,000	REAL
PS LPT PROPERTIES INVESTORS	\$ 3,117,360	\$ 2,900,000	REAL
PS TEXAS HOLDINGS II LTD	\$ 5,482,000	\$ 5,230,570	REAL
PS TEXAS HOLDINGS II LTD	\$ 5,774,350	\$ 5,505,620	REAL
RAIBLE PLACE APARTMENTS LLC	\$ 14,500,000	\$ 11,700,000	REAL
RAMSEY LUTHER HAROLD	\$ 797,930	\$ 750,000	REAL
RANDALLS FOOD & DRUG LP	\$ 5,750,000	\$ 4,901,710	REAL
RAYO LLC	\$ 5,475,000	\$ 5,000,000	REAL
RAYO LLC	\$ 5,475,000	\$ 5,000,000	REAL
RESIDENCE AT SURROUND	\$ 33,000,000	\$ 33,000,000	REAL
RESIDENCES NORTHGATE LLC	\$ 40,700,000	\$ 28,500,000	REAL
RICKY HOSPITALITY LLC	\$ 1,650,000	\$ 1,550,000	REAL
ROADWAY EXPRESS	\$ 7,224,530	\$ 5,385,000	REAL
ROCHELLE PLACE LP	\$ 9,500,000	\$ 8,550,000	REAL
ROCHELLE PLAZA RES LLC	\$ 13,865,000	\$ 10,800,000	REAL
ROSEMONT SUMMIT OPERATING LLC	\$ 60,875,000	\$ 54,000,000	REAL
RYDER TRUCK RENTAL INC	\$ 2,440,720	\$ 2,440,720	REAL
RUSTIC RIDGE IRVING LP	\$ 19,800,000	\$ 16,000,000	REAL
SANDLIAN COLBY B &	\$ 3,000,000	\$ 2,760,000	REAL
SAVOY DALLAS HOTELS LLC	\$ 6,500,000	\$ 5,800,000	REAL
SEDONA PARK APARTMENTS LLC	\$ 29,500,000	\$ 24,900,000	REAL
SFS PROPERTIES LLC	\$ 4,102,000	\$ 3,875,000	REAL
SGJGM FAMILY LP	\$ 130,000	\$ 128,960	REAL
SHIRLEY ENTERPRISES LLC	\$ 1,870,740	\$ 1,683,650	REAL
SL1000 RRH SPE LLC &	\$ 16,560,000	\$ 14,500,000	REAL
SPANISH CHASE LLC	\$ 7,286,930	\$ 6,250,000	REAL
SPANISH HAVEN REDEVELOPMENT	\$ 10,500,000	\$ 8,900,000	REAL
SPRINT UNITED MGMT CO	\$ 13,800,000	\$ 12,250,000	REAL
STARCREST TEXAS PPTIES	\$ 6,100,000	\$ 5,450,000	REAL
STATE BANK OF TEXAS	\$ 1,275,000	\$ 1,165,230	REAL
SUN LIFE INSURANCE CO OF CANADA	\$ 36,620,270	\$ 33,500,000	REAL
SUNSET SPRINGS LP	\$ 17,520,410	\$ 15,768,370	REAL
SYMONDS STEPHAN M	\$ 1,541,930	\$ 1,400,000	REAL
TARGET CORP	\$ 5,715,000	\$ 5,523,470	REAL
TAURUS HOLDINGS LLC	\$ 1,015,670	\$ 1,015,670	REAL
TEXAS FLORIDA CEDARS LP	\$ 10,500,000	\$ 9,575,980	REAL
TEXAS PARK MANOR LP	\$ 10,315,000	\$ 9,285,000	REAL
TEXAS SFI PARTNERSHIP 37 LTD	\$ 37,000,000	\$ 35,100,000	REAL
TMIF II BRIDGEPORT LP	\$ 29,254,330	\$ 26,700,000	REAL
TNP IRVING SQUARE DST	\$ 1,925,900	\$ 1,925,900	REAL
TOYOTA OF IRVING LTD	\$ 530,740	\$ 422,000	REAL
TOYOTA OF IRVING LTD	\$ 13,294,900	\$ 10,255,000	REAL
TOYOTA OF IRVING LTD	\$ 630,000	\$ 623,000	REAL
TP APARTMENTS LLC	\$ 6,498,990	\$ 5,521,910	REAL

OWNERS NAME	DCAD VALUE	SETTLED VALUE	TYPE OF PROPERTY
TP APARTMENTS LLC	\$ 2,475,810	\$ 2,103,590	REAL
TR ATRUIM LP	\$ 15,500,000	\$ 14,000,000	REAL
TR ATRUIM LP	\$ 7,900,000	\$ 7,700,000	REAL
TSCA 222 LIMITED PS	\$ 5,200,000	\$ 4,700,000	REAL
TUP CARPENTER COURT LP	\$ 12,750,000	\$ 9,600,000	REAL
TX 2800 VALLEY VIEW LN DEL LLC	\$ 21,701,510	\$ 19,250,000	REAL
UNITED RENTALS	\$ 5,515,920	\$ 4,500,000	REAL
VAT CROSSROADS LLC	\$ 19,000,000	\$ 17,000,000	REAL
VELAZQUEZ CELIA &	\$ 1,881,520	\$ 1,250,000	REAL
VILLAGE ON WEST IRVING LLC	\$ 10,090,000	\$ 8,500,000	REAL
WALGREENS CO	\$ 1,424,820	\$ 1,337,180	REAL
WALGREENS CO	\$ 3,878,000	\$ 2,284,130	REAL
WALGREENS CO	\$ 2,374,270	\$ 2,228,220	REAL
WALMART REAL ESTATE	\$ 10,967,000	\$ 10,967,000	REAL
WALNUT HILL TX PARTNERS LLC	\$ 62,250,000	\$ 53,865,000	REAL
WATER STREET OCONNOR LP	\$ 90,400,990	\$ 87,000,000	REAL
WATER STREET OCONNOR LP	\$ 2,247,370	\$ 2,247,370	REAL
WESTDALE BROOKSTONE TERRACE LP	\$ 16,098,640	\$ 16,098,640	REAL
WESTDALE BROOKSTONE TERRACE LP	\$ 21,250,000	\$ 18,880,000	REAL
WESTDALE LAKERIDGE	\$ 18,675,000	\$ 16,640,000	REAL
WESTDALE POLARIS PARTNERS	\$ 5,750,000	\$ 5,500,000	REAL
WESTDALE POLARIS PARTNERS	\$ 16,405,890	\$ 14,960,000	REAL
WESTDALE PPTIES AMERICA I	\$ 19,000,000	\$ 17,920,000	REAL
WESTDALE WOODMEADE LTD	\$ 28,000,000	\$ 25,800,000	REAL
WESTGATE MULTIFAMILY LLC	\$ 29,786,110	\$ 25,786,000	REAL
WESTGATE MULTIFAMILY LLC	\$ 12,938,340	\$ 11,201,000	REAL
WESTGATE MULTIFAMILY LLC	\$ 5,677,980	\$ 4,915,000	REAL
WESTGATE MULTIFAMILY LLC	\$ 5,212,570	\$ 4,512,000	REAL
WOODCHASE & CLARENDON	\$ 17,323,310	\$ 13,353,000	REAL
WOODCHASE & CLARENDON	\$ 6,676,690	\$ 5,147,000	REAL
WOODSHIRE MHC LLC	\$ 6,581,230	\$ 4,992,000	REAL
WOODSHIRE MHC LLC	\$ 6,473,550	\$ 4,992,000	REAL
WOODSHIRE MHC LLC	\$ 2,952,800	\$ 2,236,000	REAL
WOODWIND LAND LLC	\$ 7,000,000	\$ 5,502,000	REAL
WOODWIND LAND LLC	\$ 400,000	\$ 400,000	REAL
WWC LXXI LP	\$ 26,444,620	\$ 23,800,000	REAL
WWC XLII LP	\$ 29,875,000	\$ 27,750,000	REAL
WWC XLII LP	\$ 29,875,000	\$ 27,750,000	REAL
WWC XLV LP	\$ 80,000	\$ 80,000	REAL
WWC XLV LP	\$ 67,900,000	\$ 63,420,000	REAL
<b>TOTAL</b>	<b>\$ 5,547,016,520</b>	<b>\$ 4,956,082,550</b>	

## 2021 ACTIVE LAWSUITS

OWNERS NAME	DCAD VALUE	TYPE OF PROPERTY
FIRST FLEET MASTER TITLING TRUST	\$ 1,676,050	PERSONAL
PARMA LAS COLINAS TOWERS LLC	\$ 61,167,000	REAL
PARMA LAS COLINAS TOWERS LLC	\$ 4,048,000	REAL
WALGREENS CO AS OWNER	\$ 2,293,980	REAL
WALGREENS CO AS OWNER	\$ 1,376,640	REAL
WALGREENS CO AS OWNER	\$ 2,351,530	REAL
<b>TOTAL</b>	\$ 72,913,200	

## 2021 SETTLED LAWSUITS

OWNERS NAME	DCAD VALUE	SETTLED VALUE	TYPE OF PROPERTY
1000 EAST AIRPORT FREEWAY LLC	\$ 9,752,100	\$ 8,750,000	REAL
1111 TDS APARTMENTS LLC	\$ 18,750,000	\$ 16,500,000	REAL
14800 LANDMARK LLC	\$ 10,662,790	\$ 9,250,000	REAL
2325 STEMMONS HOTEL PTNRS LLC	\$ 7,500,000	\$ 7,500,000	REAL
250 290 B&C LLC	\$ 32,980,000	\$ 32,000,000	REAL
250 290 B&C LLC	\$ 16,478,860	\$ 16,100,000	REAL
250 290 B&C LLC	\$ 18,540,360	\$ 17,700,000	REAL
2929 PARK GROVE VNTRE LTD	\$ 14,336,450	\$ 13,518,600	REAL
2929 PARK GROVE VNTRE LTD	\$ 1,003,550	\$ 946,300	REAL
2ML REAL ESTATE INTEREST INC	\$ 1,390,000	\$ 1,300,000	REAL
4303 MARIPOSA DRIVE LLC	\$ 7,480,000	\$ 7,100,000	REAL
4409 MONTROSE LTD	\$ 17,600,000	\$ 17,600,000	REAL
89 H A S HOTEL CORP	\$ 950,000	\$ 800,000	REAL
ABF FREIGHT SYSTEM INC	\$ 8,302,500	\$ 6,000,000	REAL
ADDISON HOTELS LP	\$ 4,257,250	\$ 3,900,000	REAL
ADDISON STONE LLC	\$ 1,408,150	\$ 1,000,000	REAL
AGAS VENTURES	\$ 148,200	\$ 139,000	REAL
AGAS VENTURES	\$ 136,980	\$ 123,000	REAL
AGAS VENTURES	\$ 145,280	\$ 136,000	REAL
AGAS VENTURES	\$ 156,980	\$ 156,980	REAL
AGAS VENTURES	\$ 170,630	\$ 155,000	REAL
AGAS VENTURES	\$ 164,780	\$ 152,000	REAL
AGAS VENTURES	\$ 189,640	\$ 175,000	REAL
AGAS VENTURES	\$ 139,290	\$ 139,290	REAL
AGAS VENTURES	\$ 123,890	\$ 123,890	REAL
AGAS VENTURES	\$ 170,670	\$ 170,670	REAL
AGAS VENTURES	\$ 126,750	\$ 126,600	REAL
AGAS VENTURES	\$ 200,780	\$ 160,000	REAL
AGAS VENTURES	\$ 175,500	\$ 175,500	REAL
AGAS VENTURES	\$ 152,100	\$ 144,500	REAL
AGAS VENTURES	\$ 136,500	\$ 129,680	REAL
AGAS VENTURES	\$ 120,900	\$ 121,370	REAL
AGAS VENTURES	\$ 100,000	\$ 100,000	REAL
AGAVE APARTMENTS LLC	\$ 8,000,000	\$ 7,500,000	REAL
AGRE WILLIAMS SQUARE HOLDINGS LLC	\$ 102,417,090	\$ 92,633,000	REAL
AGRE WILLIAMS SQUARE HOLDINGS LLC	\$ 58,659,010	\$ 53,055,000	REAL
AGRE WILLIAMS SQUARE HOLDINGS LLC	\$ 8,620,610	\$ 7,804,000	REAL
AGRE WILLIAMS SQUARE HOLDINGS LLC	\$ 58,303,290	\$ 52,733,000	REAL
AIGGRE TX HOTEL LAS COLINAS OWNER LLC	\$ 6,700,000	\$ 6,000,000	REAL
ALC APARTMENTS LLC	\$ 48,750,000	\$ 48,500,000	REAL
ALESIO GARDEN &	\$ 104,420,000	\$ 96,000,000	REAL
ANGEL HOSPITALITY VIII LLC	\$ 4,440,000	\$ 4,246,000	REAL
ANGEL HOSPITALITY VIII LLC	\$ 1,083,600	\$ 1,083,600	REAL
AREA/EY WFT LLC	\$ 8,600,000	\$ 8,000,000	REAL
ASBURY AUTOMOTIVE TEXAS LLC	\$ 51,860	\$ 51,860	REAL
ASBURY AUTOMOTIVE TEXAS LLC	\$ 116 2,025,000	\$ 1,800,000	REAL
ASBURY AUTOMOTIVE TEXAS LLC	\$ 3,324,000	\$ 3,000,000	REAL

ASBURY AUTOMOTIVE TEXAS LLC	\$	4,900,000	\$	4,500,000	REAL
ASBURY AUTOMOTIVE TEXAS LLC	\$	2,500,000	\$	2,100,000	REAL
ASHER PARK IRVING LP	\$	21,750,000	\$	18,486,000	REAL
BELL STACY GREETHUM TRUST THE	\$	870,000	\$	749,230	REAL
BELTLINE/AIRPORT FREEWAY JOINT VENTURE	\$	2,940,000	\$	2,785,500	REAL
BELTLINE/AIRPORT FREEWAY JOINT VENTURE	\$	695,000	\$	660,000	REAL
BELTLINE/AIRPORT FREEWAY JOINT VENTURE	\$	7,615,000	\$	6,354,500	REAL
BELTLINE & GRANDE LTD	\$	11,000,000	\$	10,500,000	REAL
BETTER INC	\$	2,300,000	\$	2,150,000	REAL
BHP INVESTMENTS CO	\$	2,300,000	\$	2,000,000	REAL
BLVD AL LP THE	\$	1,437,890	\$	1,397,460	REAL
BRE KNIGHT SH TX OWNER LLC	\$	3,910,000	\$	3,541,750	REAL
BRE KNIGHT SH TX OWNER LLC	\$	1,390,000	\$	1,258,250	REAL
BREIT INDUSTRIAL CANYON TX	\$	115,390	\$	115,390	REAL
BREIT INDUSTRIAL CANYON TX	\$	10,018,430	\$	7,000,000	REAL
BUDHWANI & VIRANI INC	\$	2,025,000	\$	1,900,000	REAL
CARE INN	\$	15,300,000	\$	13,775,000	REAL
CAROLYN PROPERTY OWNER LP	\$	57,720,000	\$	54,300,000	REAL
CASTLE CROWN PROPERTIES	\$	4,750,000	\$	4,200,000	REAL
CEDAR CREST OF IRVING LLC	\$	1,600,000	\$	1,600,000	REAL
CENTRALAND GROUP LTD	\$	4,186,480	\$	4,186,480	REAL
CFT NV DEVELOPMENTS LLC	\$	815,000	\$	730,000	REAL
CHALET APARTMENTS LLC	\$	21,434,000	\$	20,000,000	REAL
CHATHEAU AT WILDBRIAR LP	\$	14,000,000	\$	11,000,000	REAL
CLAY COOLEY REAL ESTATE	\$	4,336,180	\$	4,000,000	REAL
CLAY COOLEY REAL ESTATE	\$	8,280,400	\$	7,200,000	REAL
CLAY COOLEY REAL ESTATE	\$	8,593,750	\$	7,750,000	REAL
CNC SPC LP	\$	11,417,240	\$	11,417,240	REAL
CNC SPC LP	\$	5,782,760	\$	5,782,760	REAL
COLINAS RANCH APARTMENTS	\$	13,598,880	\$	10,500,000	REAL
COLUMBIA PROPERTIES	\$	25,000,000	\$	20,950,000	REAL
COP ENTERPRISES	\$	200,830	\$	114,460	REAL
COP ENTERPRISES	\$	99,280	\$	66,110	REAL
COP ENTERPRISES	\$	99,280	\$	66,110	REAL
COP ENTERPRISES	\$	89,380	\$	66,110	REAL
COP ENTERPRISES	\$	99,280	\$	66,110	REAL
COTTONWOOD LANE PROPERTIES LLC	\$	7,665,000	\$	7,200,000	REAL
CP II CRESTVIEW LP	\$	35,200,000	\$	32,700,000	REAL
CRAWFORD ELECTRIC SUPPLY LTD	\$	510,870	\$	459,780	PERSONAL
CRESTVIEW STONEHILL LLC	\$	19,000,000	\$	18,000,000	REAL
CROSS COURT TEXAS LLC	\$	1,122,000	\$	1,000,000	REAL
CROSSINGSATIRVING RUBY	\$	13,450,000	\$	12,750,000	REAL
CROWN ENTERPRISES INC	\$	5,946,820	\$	4,500,000	REAL
CVS	\$	1,785,000	\$	1,767,500	REAL
CVS	\$	1,734,000	\$	1,715,000	REAL
CVS AS LESSEE	\$	2,240,740	\$	1,940,000	REAL
CVS AS LESSEE	\$	1,973,410	\$	1,893,200	REAL
D L PETERSON TRUST I	\$	4,517,150	\$	4,200,950	PERSONAL
DALLAS METRO APARTMENTS LLC	\$	3,800,000	\$	3,450,000	REAL
DELUJO EL MOROCCO LLC	\$	9,345,000	\$	8,625,000	REAL
DENNIS D TOPLETZ	\$	152,950	\$	152,950	REAL
DENNIS D TOPLETZ	\$	130,330	\$	130,330	REAL
DENNIS D TOPLETZ	\$	638,060	\$	638,060	REAL

DENNIS D TOPLETZ	\$	616,930	\$	616,930	REAL
DENNIS D TOPLETZ	\$	442,410	\$	442,410	REAL
DENNIS D TOPLETZ	\$	205,000	\$	205,000	REAL
DENNIS D TOPLETZ	\$	205,290	\$	205,290	REAL
DENNIS D TOPLETZ	\$	183,380	\$	183,380	REAL
DENNIS D TOPLETZ	\$	197,640	\$	197,640	REAL
DENNIS D TOPLETZ	\$	166,400	\$	166,400	REAL
DENNIS D TOPLETZ	\$	177,240	\$	177,240	REAL
DENNIS D TOPLETZ	\$	223,150	\$	223,150	REAL
DENNIS D TOPLETZ	\$	177,060	\$	177,060	REAL
DENNIS D TOPLETZ	\$	398,370	\$	398,370	REAL
DENNIS D TOPLETZ	\$	145,000	\$	145,000	REAL
DENNIS D TOPLETZ	\$	176,120	\$	176,120	REAL
DENNIS D TOPLETZ	\$	238,730	\$	238,730	REAL
DENNIS D TOPLETZ	\$	170,010	\$	170,010	REAL
DENNIS D TOPLETZ	\$	185,310	\$	185,310	REAL
DENNIS D TOPLETZ	\$	182,010	\$	182,010	REAL
DENNIS D TOPLETZ	\$	190,650	\$	190,650	REAL
DENNIS D TOPLETZ	\$	171,000	\$	171,000	REAL
DENNIS D TOPLETZ	\$	181,630	\$	181,630	REAL
DENNIS D TOPLETZ	\$	195,380	\$	195,380	REAL
DENNIS D TOPLETZ	\$	166,050	\$	166,050	REAL
DENNIS D TOPLETZ	\$	161,140	\$	161,140	REAL
DENNIS D TOPLETZ	\$	153,050	\$	153,050	REAL
DENNIS D TOPLETZ	\$	181,630	\$	181,630	REAL
DENNIS D TOPLETZ	\$	173,820	\$	173,820	REAL
DENNIS D TOPLETZ	\$	177,970	\$	177,970	REAL
DENNIS D TOPLETZ	\$	174,430	\$	174,430	REAL
DENNIS D TOPLETZ	\$	200,580	\$	200,580	REAL
DENNIS D TOPLETZ	\$	196,560	\$	196,560	REAL
DENNIS D TOPLETZ	\$	203,630	\$	203,630	REAL
DENNIS D TOPLETZ	\$	1,087,140	\$	1,087,140	REAL
DENNIS D TOPLETZ	\$	457,970	\$	457,970	REAL
DEVA CORPORATION	\$	4,050,000	\$	3,766,000	REAL
DFW JOSEPH INVESTMENTS LLC	\$	11,160,000	\$	10,000,000	REAL
DFW RESORTS LLC	\$	6,100,000	\$	5,100,000	REAL
DK CREST OWNER LLC	\$	57,510,000	\$	56,000,000	REAL
DRIVER RE IRVING LLC	\$	5,785,570	\$	5,400,000	REAL
DSJR LLC	\$	5,318,000	\$	4,638,000	REAL
EAGLE CREST BORROWER LLC	\$	25,878,450	\$	23,765,630	REAL
EAGLE CREST BORROWER LLC	\$	18,712,110	\$	17,184,370	REAL
EBEX IRVING APARTMENTS LLC	\$	12,250,000	\$	11,875,000	REAL
EL PRIMERO EXPRESS LP	\$	3,375,000	\$	3,200,000	REAL
ELEMENT FLEET CORPORATION	\$	369,610		332,650	PERSONAL
ESTRADA REVO LLC &	\$	20,100,000	\$	18,800,000	REAL
EX DALLAS LP	\$	45,500,000	\$	43,329,260	REAL
EX DALLAS LP	\$	7,629,260	\$	7,300,000	REAL
EX DALLAS LP	\$	370,740	\$	370,740	REAL
FPG THE POINT LP	\$	50,800,000	\$	50,000,000	REAL
FREO TEXAS LLC	\$	237,080	\$	237,080	REAL
FREO TEXAS LLC	\$	201,510	\$	184,900	REAL
FREO TEXAS LLC	\$	174,750	\$	174,750	REAL
FREO TEXAS LLC	\$	147,590	\$	147,590	REAL

FREO TEXAS LLC	\$	205,860	\$	205,860	REAL
GARDEN INVESTORS PROPERTIES	\$	5,273,440	\$	4,726,550	REAL
GARDEN INVESTORS PROPERTIES	\$	8,226,560	\$	7,373,450	REAL
GELCO FLEET TRUST	\$	4,090,320	\$	3,804,000	PERSONAL
GEP SILVERTON LLC	\$	22,000,000	\$	20,700,000	REAL
GEP VANDERBILT LLC	\$	12,856,000	\$	11,600,000	REAL
GROUP 1 REALTY INC	\$	765,640	\$	689,080	REAL
GROUP 1 REALTY INC	\$	309,360	\$	278,420	REAL
GROUP 1 REALTY INC	\$	167,210	\$	150,490	REAL
GROUP 1 REALTY INC	\$	600,000	\$	540,000	REAL
GROUP 1 REALTY INC	\$	3,000,000	\$	2,800,000	REAL
HAMPTON/AIRPORT FREEWAY JOINT	\$	1,850,000	\$	1,500,000	REAL
HCD DALLAS CORPORATION	\$	800,000	\$	800,000	REAL
HCD DALLAS CORPORATION	\$	30,150,000	\$	25,700,000	REAL
HCD DALLAS CORPORATION	\$	800,000	\$	800,000	REAL
HCD DALLAS CORPORATION	\$	30,150,000	\$	30,150,000	REAL
HD DEVELOPMENT PROPERTIES	\$	5,248,640	\$	5,098,670	REAL
HERTZ CORP	\$	13,113,420	\$	3,495,160	PERSONAL
HKRK MGNT INC	\$	2,275,000	\$	2,000,000	REAL
IMT CAPITAL III LAKESHORE LOFTS LP	\$	53,500,000	\$	52,200,000	REAL
IMV GROUP LLC	\$	155,560	\$	132,430	REAL
IMV GROUP LLC	\$	901,740	\$	767,690	REAL
IMV GROUP LLC	\$	167,260	\$	142,390	REAL
IMV GROUP LLC	\$	1,429,530	\$	1,217,010	REAL
IMV GROUP LLC	\$	189,600	\$	161,410	REAL
IMV GROUP LLC	\$	179,650	\$	152,940	REAL
IMV GROUP LLC	\$	175,650	\$	149,540	REAL
IMV GROUP LLC	\$	138,050	\$	117,530	REAL
IMV GROUP LLC	\$	130,490	\$	111,090	REAL
IMV GROUP LLC	\$	1,111,510	\$	946,270	REAL
IMV GROUP LLC	\$	351,290	\$	299,070	REAL
IMV GROUP LLC	\$	322,350	\$	274,430	REAL
IMV GROUP LLC	\$	91,860	\$	78,200	REAL
INTERGERMAN SUMMER GATE LP	\$	13,650,000	\$	12,700,000	REAL
INTREPID HOLDINGS	\$	3,586,730	\$	3,200,000	REAL
IRIS ASSOCIATES LP	\$	8,156,250	\$	7,593,750	REAL
IRIS ASSOCIATES LP	\$	20,843,750	\$	19,406,250	REAL
IRVING 4600 WEST PIONEER	\$	34,272,000	\$	29,725,000	REAL
IRVING BRITAIN WAY APARTMENTS LP	\$	2,324,000	\$	2,203,000	REAL
IRVING BRITAIN WAY APARTMENTS LP	\$	4,480,000	\$	4,247,000	REAL
IRVING BUS PROPERTIES LLC	\$	2,300,000	\$	1,865,720	REAL
IRVING LODGING LLC	\$	5,500,000	\$	5,000,000	REAL
IRVING PARK SPRINGS PARTNERS LTD	\$	2,100,000	\$	1,726,570	REAL
ISA HOSPITALITY INC	\$	1,995,000	\$	1,700,000	REAL
JAHCO FAIR OAKS LP	\$	7,050,000	\$	6,345,000	REAL
JARS HEIGHTS 79 LLC	\$	2,720,000	\$	2,582,280	REAL
JARS HEIGHTS 79 LLC	\$	1,020,000	\$	968,350	REAL
JARS HEIGHTS 79 LLC	\$	1,632,000	\$	1,549,370	REAL
JASAN LLC	\$	3,200,230	\$	2,825,000	REAL
JDFW LLC	\$	52,000,000	\$	47,000,000	REAL
JDFW II LLC	\$	71,000,000	\$	64,800,000	REAL
KIMBERLY CLARK CORP	\$	9,000,000	\$	8,775,000	REAL
KROGER TEXAS LP	\$	10,600,000	\$	10,600,000	REAL

LADERA RANCH LLC	\$	21,500,000	\$	21,000,000	REAL
LAKE WORTH HOTEL CORP	\$	3,650,000	\$	3,400,000	REAL
LAKERIDGE REALTY LP	\$	310,140	\$	310,140	REAL
LAKERIDGE REALTY LP	\$	9,052,500	\$	8,000,000	REAL
LAKERIDGE REALTY LP	\$	7,639,860	\$	7,100,000	REAL
LAS COLINAS I HOLDCO LP	\$	83,950,000	\$	80,000,000	REAL
LAS COLINAS II HOLDCO LP	\$	46,300,000	\$	45,425,000	REAL
LAS COLINAS SURGERY	\$	1,600,000	\$	1,400,000	REAL
LEGACY REI GROUP SA LLC	\$	8,972,740	\$	8,543,270	REAL
LEGACY REI GROUP SA LLC	\$	3,232,820	\$	2,956,730	REAL
LEGACY REI GROUP SP LLC	\$	17,933,000	\$	17,600,000	REAL
LEGACY REI GROUP VF LLC	\$	10,898,000	\$	9,800,000	REAL
LOWEN TRINITY MILLS	\$	197,830	\$	197,830	REAL
LOWEN TRINITY MILLS	\$	7,715,780	\$	7,350,000	REAL
LPD REALTY LLC	\$	12,300,000	\$	11,250,000	REAL
MAA ALLOY LLC	\$	47,500,000	\$	44,500,000	REAL
MAA TANC LLC	\$	37,800,000	\$	36,800,000	REAL
MAAHIYAA HOTEL LLC	\$	4,000,000	\$	3,650,000	REAL
MACARTHUR PLACE BORROWER LLC	\$	17,538,460	\$	15,923,080	REAL
MACARTHUR PLACE BORROWER LLC	\$	20,461,540	\$	18,576,920	REAL
MACY'S RETAIL HOLDINGS	\$	4,410,970	\$	4,000,000	REAL
MACY'S RETAIL HOLDINGS LLC	\$	2,822,470	\$	2,399,100	PERSONAL
MALL GROUND PORTFOLIO LLC	\$	38,155,140	\$	31,353,230	REAL
MALL GROUND PORTFOLIO LLC	\$	1,650,000	\$	1,600,000	REAL
MALL GROUND PORTFOLIO LLC	\$	4,700,000	\$	4,051,910	REAL
MALL GROUND PORTFOLIO LLC	\$	193,440	\$	193,440	REAL
MALL GROUND PORTFOLIO LLC	\$	1,301,420	\$	1,301,420	REAL
MARABELLA APARTMENTS LP	\$	26,253,610	\$	25,594,000	REAL
MARABELLA APARTMENTS LP	\$	23,496,390	\$	22,906,000	REAL
MEDIEVAL TIMES	\$	1,627,000	\$	1,627,000	PERSONAL
MERRICK BUSINESS PARK LLC	\$	4,423,500	\$	3,395,020	REAL
MERRICK BUSINESS PARK LLC	\$	1,434,100	\$	1,193,010	REAL
METROPLEX PLAZA LP	\$	3,752,500	\$	3,184,960	REAL
METROPLEX PLAZA LP	\$	2,362,500	\$	1,988,140	REAL
METROPLEX PLAZA LP	\$	4,635,000	\$	3,826,900	REAL
MNSF II ACQUISITIONS LLC	\$	165,910	\$	165,910	REAL
MNSF II ACQUISITIONS LLC	\$	195,020	\$	195,020	REAL
MNSF II ACQUISITIONS LLC	\$	222,430	\$	222,430	REAL
MNSF II ACQUISITIONS LLC	\$	227,990	\$	190,970	REAL
MNSF II ACQUISITIONS LLC	\$	203,000	\$	203,000	REAL
MPG TEXAS 1 LLC	\$	9,520,000	\$	9,000,000	REAL
NEPTUNE VENTURES LLC	\$	280,000	\$	280,000	REAL
NEPTUNE VENTURES LLC	\$	196,600	\$	184,480	REAL
NEPTUNE VENTURES LLC	\$	251,650	\$	236,140	REAL
NEPTUNE VENTURES LLC	\$	192,210	\$	180,370	REAL
NEPTUNE VENTURES LLC	\$	254,930	\$	239,220	REAL
NEPTUNE VENTURES LLC	\$	181,930	\$	170,720	REAL
NEPTUNE VENTURES LLC	\$	179,000	\$	167,970	REAL
NEPTUNE VENTURES LLC	\$	202,050	\$	189,600	REAL
NEPTUNE VENTURES LLC	\$	258,990	\$	243,030	REAL
NEPTUNE VENTURES LLC	\$	226,530	\$	212,940	REAL
NEPTUNE VENTURES LLC	\$	194,150	\$	182,190	REAL
NEPTUNE VENTURES LLC	\$ 120	217,730	\$	204,310	REAL

NEPTUNE VENTURES LLC	\$	204,080	\$	191,500	REAL
NEPTUNE VENTURES LLC	\$	200,940	\$	192,530	REAL
NEWPORT APARTMENTS PROPERTY OWNER	\$	24,147,200	\$	21,000,000	REAL
NORTHGATE CARI LLC &	\$	16,500,000	\$	16,000,000	REAL
OMNINET FOXBOROUGH LP	\$	9,349,910	\$	8,248,000	REAL
OMNINET FOXBOROUGH LP	\$	23,015,170	\$	20,302,000	REAL
PACIFIC PLATINUM TRUST	\$	555,310	\$	520,000	REAL
PAR CAPITAL 122 WEST LLC	\$	27,882,000	\$	25,100,000	REAL
PARMA MANDALAY TOWER LLC	\$	38,000,000	\$	35,900,000	REAL
PARRISH HARE ELECTRIC SUPPLY CORP	\$	15,469,580	\$	13,382,690	PERSONAL
PATEL RAMAN	\$	1,450,000	\$	1,340,000	REAL
PCPI UT OWNER LP AND TERRA FUNDING URBAN TC	\$	12,252,330	\$	12,252,330	REAL
PCPI UT OWNER LP AND TERRA FUNDING URBAN TC	\$	151,682,670	\$	123,247,670	REAL
PECAN VILLAGE APARTMENTS	\$	1,477,510	\$	1,392,860	REAL
PECAN VILLAGE APARTMENTS	\$	1,704,820	\$	1,607,140	REAL
PERFECT & COMFORT LIVING LLC	\$	3,200,000	\$	2,900,000	REAL
PERFECT AND MODERN TEAM LLC	\$	2,332,000	\$	2,200,000	REAL
POLO SANTIAGO	\$	4,600,000	\$	4,140,000	REAL
POST MONTORO LLC	\$	26,259,000	\$	25,000,000	REAL
PPF AMLI 1050 LAKE CAROLYN PARKWAY LLC	\$	51,832,000	\$	48,375,000	REAL
PPF AMLI 777 LAKE CAROLYN PARKWAY	\$	73,775,000	\$	69,191,000	REAL
PRIME US TOWER AT LAKE CAROLYN LLC	\$	61,500,000	\$	59,000,000	REAL
PROGRESS RESIDENTIAL	\$	168,600	\$	168,600	REAL
PROGRESS RESIDENTIAL	\$	170,510	\$	170,510	REAL
PROVIDENT GROUP IRVING PROPERTIES LLC	\$	31,000,000	\$	24,250,000	REAL
RACETRAC PETROLEUM INC	\$	563,900	\$	301,100	REAL
RACETRAC PETROLEUM INC	\$	429,820	\$	331,760	PERSONAL
RACETRAC PETROLEUM INC	\$	1,750,000	\$	1,718,000	REAL
RACETRAC PETROLEUM INC	\$	2,315,310	\$	2,100,000	REAL
RACETRAC PETROLEUM INC	\$	457,820	\$	457,820	REAL
RACETRAC PETROLEUM INC	\$	382,310	\$	382,310	REAL
RAMSEY LUTHER H	\$	1,490,700	\$	1,200,000	REAL
RANDALLS FOOD & DRUG LP	\$	4,758,940	\$	4,758,940	REAL
RAVEN SURROUND LLC	\$	26,500,000	\$	25,600,000	REAL
RAYO LLC	\$	4,800,000	\$	3,750,000	REAL
RAYO LLC	\$	4,897,600	\$	3,750,000	REAL
RESIDENCES NORTHGATE LLC	\$	28,233,600	\$	22,691,000	REAL
ROCHELLE PLACE L P	\$	7,500,000	\$	7,000,000	REAL
ROCHELLE PLAZA ASSOCIATES	\$	9,500,000	\$	8,475,000	REAL
ROSEMONT SUMMIT OPERATING LLC	\$	56,250,000	\$	54,500,000	REAL
RUSTIC RIDGE IRVING LP	\$	15,000,000	\$	13,800,000	REAL
RYDER TRUCK RENTAL INC	\$	2,440,720	\$	2,153,310	PERSONAL
SANDLIAN COLBY B & G B REV TR &	\$	2,600,000	\$	2,600,000	REAL
SAVOY DALLAS HOTELS LLC	\$	5,481,350	\$	4,500,000	REAL
SEDONA PARK APARTMENTS LLC	\$	24,880,000	\$	17,350,000	REAL
SOUTHERN STAR LAS COLINAS LP	\$	8,900,000	\$	8,000,000	REAL
SPANISH HAVEN REDEVELOPMT	\$	9,067,030	\$	7,000,000	REAL
SUN LIFE INSURANCE CO OF CANADA	\$	34,178,320	\$	32,169,000	REAL
SYMONDS STEPHAN M	\$	1,330,000	\$	1,200,000	REAL
TARGET CORPORATION AS OWNER	\$	5,523,470	\$	5,523,470	REAL
TCI 600 LAS COLINAS INC	\$	80,837,780	\$	74,750,000	REAL
TEXAS FLORIDA CEDARS LP	\$	8,651,960	\$	7,800,000	REAL
TEXAS PARK MANOR LP	\$ 121	8,800,000	\$	8,250,000	REAL

TEXAS SFI PARTNERSHIP 37 LTD	\$	34,000,000	\$	33,400,000	REAL
TMIF II BRIDGEPORT LP	\$	26,250,000	\$	23,625,000	REAL
TP APARTMENTS LLC	\$	5,415,830	\$	4,851,730	REAL
TP APARTMENTS LLC	\$	2,063,170	\$	1,848,270	REAL
TR ATRIUM LP	\$	14,215,000	\$	13,500,000	REAL
TR ATRIUM LP	\$	7,215,000	\$	7,100,000	REAL
TRELLIS PLACE DUPLEXES LTD	\$	14,428,000	\$	13,300,000	REAL
URBAN TOWNE LAKE APARTMENTS LP	\$	24,000,000	\$	23,500,000	REAL
VELAZQUEZ CELIA &	\$	1,100,000	\$	1,000,000	REAL
VILLAS ESTANCIA APARTMENTS LLC	\$	18,525,000	\$	14,500,000	REAL
WALGREENS CO AS OWNER	\$	2,293,980	\$	2,163,320	REAL
WALGREENS CO AS OWNER	\$	1,376,640	\$	1,298,230	REAL
WALGREENS CO AS OWNER	\$	2,351,530	\$	2,217,600	REAL
WALNUT HILL TX PARTNERS LLC	\$	51,000,000	\$	47,000,000	REAL
WESTDALE BROOKSTONE/TERRACE LP	\$	14,400,000	\$	12,960,000	REAL
WESTDALE BROOKSTONE/TERRACE LP	\$	17,750,000	\$	16,950,000	REAL
WESTDALE LAKERIDGE	\$	15,950,000	\$	15,000,000	REAL
WESTDALE POLARIS PARTNERS	\$	13,400,000	\$	12,700,000	REAL
WESTDALE PPTIES AMERICA I	\$	15,850,000	\$	15,000,000	REAL
WESTDALE WOODMEADE LTD	\$	23,700,000	\$	21,400,000	REAL
WESTGATE MULTIFAMILY LLC	\$	4,358,000	\$	3,993,000	REAL
WESTGATE MULTIFAMILY LLC	\$	3,988,000	\$	3,665,000	REAL
WESTGATE MULTIFAMILY LLC	\$	23,524,000	\$	20,946,000	REAL
WESTGATE MULTIFAMILY LLC	\$	10,130,000	\$	9,098,000	REAL
WOODCHASE & CLARENDON APTS LLC	\$	15,388,870	\$	12,270,670	PERSONAL
WOODCHASE & CLARENDON APTS LLC	\$	5,931,130	\$	4,729,330	REAL
WOODSIDE VILLAS IRVING LLC	\$	13,000,000	\$	12,100,000	REAL
WOODWIND APARTMENTS	\$	5,193,000	\$	5,100,000	REAL
WOODWIND APARTMENTS	\$	400,000	\$	400,000	REAL
WWC XLV LP	\$	59,000,000	\$	55,500,000	REAL
<b>TOTAL</b>	\$	<b>3,593,101,660</b>	\$	<b>3,287,298,780</b>	

**RESOLUTION 24-25-04 OF THE BOARD OF TRUSTEES  
OF THE IRVING INDEPENDENT SCHOOL  
DISTRICT NOMINATING SUPERINTENDENT MAGDA  
HERNANDEZ AS THE 2025 TEXAS ASSOCIATION OF  
SCHOOL BOARD'S SUPERINTENDENT OF THE YEAR**

**WHEREAS**, Irving Independent School District's Superintendent of Schools, Magda Hernandez, has served the district's students, families, employees and community with loyalty and vision for over twenty-eight (28) years in capacities ranging from bilingual aide to campus assistant-principal to superintendent;

**WHEREAS**, every fall TASB honors an outstanding superintendent in the state with its Superintendent of the Year (SOTY) award program, established in 1984 to recognize achievement and excellence in public school administration.

**WHEREAS**, the selection of a Superintendent of the Year is the culmination of a nine-month process that begins in January when member school boards from across the state start to prepare their superintendent nomination, which must be approved by resolution. Recommended superintendents are then interviewed by regional selection committees, with finalists from each Texas education service center (ESC) region that submits a nominee being announced in June. Each ESC finalist is then brought forward to be interviewed by the state selection committee, which narrows the pool to five state finalists announced in late summer.

**WHEREAS**, the naming of the Superintendent of the Year is a highlight of txEDCON, held each year in the fall to promote excellence in Texas public education. The recipient of the SOTY award receives \$5,000 and a special ring from Balfour, the program sponsor. Districts of the five state finalists also receive \$1,000 each.

**WHEREAS**, Superintendent Hernandez has embodied the vision of Irving Independent School District to rise up in the face of challenges to provide opportunities for all district students to excel and reach their maximum potential;

**NOW, THEREFORE, BE IT RESOLVED** the Board does hereby nominate Superintendent Magda Hernandez for the 2025 Texas Association of School Boards Superintendent of the Year.

*[Signature Page Attached]*

**PASSED, APPROVED AND RESOLVED** by the Board of Trustees of the Irving Independent School District, Irving, Texas, on February 24, 2025, at a duly constituted meeting for which notice was timely given.

\_\_\_\_\_  
Rosemary Robbins, President  
Board of Trustees  
Irving Independent School District

**ATTEST:**

**APPROVED AS TO FORM ONLY:**

\_\_\_\_\_  
A.D. Jenkins  
Board of Trustees  
Irving Independent School  
District

\_\_\_\_\_  
Wesley Nute  
General Counsel  
Irving Independent School  
District

# Superintendent of the Year Award

**This annual award honors an outstanding superintendent to recognize achievement and excellence in public school administration. Deadline is April 18.**

Every fall TASB honors an outstanding superintendent in the state with its Superintendent of the Year (SOTY) award program, established in 1984 to recognize achievement and excellence in public school administration.

Those considered for this prestigious honor must display:

- Exemplary and visionary leadership toward improving student performance
- Strong leadership skills
- Dedication to improving the quality of education in their districts
- Commitment to public support and involvement in education

The selection of a Superintendent of the Year is the culmination of a nine-month process that begins in January when member school boards from across the state start to prepare their superintendent nomination, which must be approved by resolution. Recommended superintendents are then interviewed by regional selection committees, with finalists from each Texas education service center (ESC) region that submits a nominee being announced in June. Each ESC finalist is then brought forward to be interviewed by the state selection committee, which narrows the pool to five state finalists announced in late summer.

The naming of the Superintendent of the Year is a highlight of txEDCON, held each year in the fall to promote excellence in Texas public education. The recipient of the SOTY award receives \$5,000 and a special ring from Balfour, the program sponsor. Districts of the four state finalists also receive \$1,000 each.

## Superintendent of the Year 2025 Schedule

- **April 18:** Nomination submissions due to designated ESC.
- **June 30:** Regional screening completed, and nominations submitted to TASB.
- **Aug. 22-23:** All regional winners interviewed, and five finalists chosen by the TASB State Selection Committee.
- **Sept. 12:** Finalists interviewed, and Superintendent of the Year chosen by TASB State Selection Committee.
- **Sept. 12:** Presentation of the award at txEDCON25

**Resolution**

**Texas Association of School Boards  
Superintendent of the Year**

The Irving Independent School District Board  
on this date, Monday, February 24, 2025, resolved to  
nominate Magda A. Hernández, Superintendent of Schools,  
for his/her exemplary and visionary leadership toward improving student  
performance in our schools.

\_\_\_\_\_  
\_\_\_\_\_  
\_\_\_\_\_  
\_\_\_\_\_

\_\_\_\_\_  
\_\_\_\_\_  
\_\_\_\_\_  
\_\_\_\_\_

\_\_\_\_\_  
*School Board President*

**CONSENT AGENDA ITEM – BIDS**  
2/24/2025

**TOPIC:** Consider Approval of the Renewal of Award for Request for Proposal (RFP) #22-23-919 for the Purchase of Energy Management Systems Upgrades

**SUBMITTED BY:** A. Smith, Chief of Administrative Services/J. Pilgrim, Director of Purchasing

**BACKGROUND:** On February 22, 2022, the Board approved the award of RFP #22-23-919 to Siemens Industry, Inc, for the Purchase of Energy Management Control Systems Upgrades. The original award was for one (1) year with the option to renew for three (3) additional 12-month periods. This is the third and final renewal option. The upgrades includes Systems Software Upgrades, New Equipment Installations, and related Repair and Maintenance Services on an ongoing basis.

Siemens Industry, Inc., has provided satisfactory service and products in accordance with the specifications of the award. The Administration recommends the renewal of the award for an additional twelve (12) month term through February 2026.

**FUNDING SOURCE:** Various Local & Bond Funds

**COSTS:** Estimated \$500,000.00 Annually

**ADMINISTRATIVE RECOMMENDATION:** The Administration recommends Approval of the Renewal of RFP #22-23-919 for the Purchase of Energy Management Control Systems Upgrades for an additional twelve (12) month period through February 2026.

**RECOMMENDED BOARD ACTION:** I move the Board to Approve the Renewal of RFP #22-23-919 for the Purchase of Energy Management Control Systems for an Additional twelve (12) month period through February 2026.

Additional Agenda Sheets Attached:  Yes  No


**AGENDA SHEET**


**Meeting Date:** 2/24/2025

**Topic:** Consider Approval of the Renewal of Award for Request for Proposal (RFP) #22-23-919 for the Purchase of Energy Management Systems Upgrades

<b>Recommended Vendor(s)</b>	Siemens Industry, Inc.
<b>Contract Type (e.g. Co-op, RFP)</b>	Request for Proposal #22-23-919
<b>Contract Term or One Time Purchase</b>	Final Renewal option through February 2026
<b>Sole Source Vendor &amp; Documentation</b>	N/A
<b>Vendor is at least 51% woman or minority business</b>	<input type="checkbox"/> Yes <input checked="" type="checkbox"/> No

TO THE BEST OF MY KNOWLEDGE, THE RECOMMENDED VENDOR(S) PROVIDES THE BEST VALUE FOR THE DESCRIBED GOODS OR SERVICES. I FURTHER CERTIFY THE ADMINISTRATION HAS COMPLETED THE PROCUREMENT PROCEDURES REQUIRED BY APPLICABLE STATE AND FEDERAL STATUTES AND REGULATIONS, BOARD POLICY CH(LOCAL).

  
 \_\_\_\_\_  
 ANDRE SMITH, Ed.D.  
 CHIEF OF ADMINISTRATIVE SERVICES

  
 \_\_\_\_\_  
 JEROME PILGRIM  
 DIRECTOR OF PURCHASING

**Attachments:**

1. Memo from Gilberto Garcia dated January 30, 2025
2. Memo from Jerome Pilgrim dated February 5, 2025



# MEMO

---

**DATE:** January 30th, 2025

**TO:** Jerome Pilgrim  
Director of Purchasing

**FROM:** Tony Cisneros  
Energy Manager

**CC:** Dr. Andre Smith.  
Chief of Administrative Services

Gilberto Garcia  
Director of facilities & School Support Services.

**RE:** Consider Renewal of Request of Request for RFP # 22-23-919 for the purchase of IISD Energy Management Systems Upgrades.

Facilities Services is requesting the Irving ISD Board of Trustees pick up the second renewal Option for RFP #22-23-919. The renewal to Siemens for IISD energy management Program. The estimated cost annually is \$500,000.00

Siemens has provided satisfactory service and products.

**Sours of Funding:** Special Project Funds/maintenance Review Funds/ Local Maintenance Funds And Bond Funds.

Tony Cisneros

A handwritten signature in blue ink, appearing to read "Tony Cisneros", is written over a horizontal line.

Energy Manager.

**PURCHASING RENEWAL RECOMMENDATION**

Date: February 5, 2025  
TO: Board of Trustees,  
Magda Hernandez, Superintendent of Schools  
FROM: Jerome Pilgrim, Director of Purchasing  
SUBJECT: **Recommendation: Approve the Renewal of Award for RFP # 22-23-919 for Energy Management Systems Upgrades**

---


Siemens Industry, Inc. has provided satisfactory products and services as outlined in the RFP. The vendor will primarily be utilized by the Energy Management Department to purchase the upgrade to the energy control systems district wide, for which the Scope of Services includes service upgrades, repairs, maintenance, software and new installations. The Scope of Work also includes providing up to 3 years warranty eligibility and service

Estimated Annual cost using various local and bond funds is approximate \$500,000.00.

This is not an exclusive award as the district reserves the right to procure from other cooperative contract vendors when appropriate.

Purchasing concur with the request for the Board to Approve the Renewal of Award of RFP #22-23-919 for Energy Management Systems Upgrades to Siemens Industry, Inc. for an Additional twelve (12) month period.

TO THE BEST OF MY KNOWLEDGE, THE RECOMMENDED VENDORS PROVIDE THE BEST VALUE FOR THE DESCRIBED SERVICES. I FURTHER CERTIFY THE ADMINISTRATION HAS COMPLETED THE PROCUREMENT PROCEDURES REQUIRED BY APPLICABLE STATE AND FEDERAL STATUTES AND REGULATIONS, BOARD POLICY CH(LOCAL).

  
JEROME PILGRIM  
DIRECTOR OF PURCHASING

**CONSENT AGENDA ITEM – BIDS**  
**2/24/2025**

**TOPIC:** Consider Approval of the Renewal of Award for Request for Proposal (RFP) #21-69-908 for the Purchase of Internet Access Services

**SUBMITTED BY:** A. McQuarters, Chief of Technology and Innovation/J. Pilgrim, Director of Purchasing

**BACKGROUND:** On March 29, 2021, the Board Approved the Award of RFP #21-69-908 for the Purchase of Internet Access Services. The original award was for three (3) years with the option to renew for two (2) additional 12-month periods. This is the second renewal option of this award.

The Technology Department has reported that the awarded vendor, Zayo Group, LLC., has provided satisfactory services in accordance with the specifications of the award. E-Rate discounts will be applied to the purchase of these services. The total pre-E-Rate annual cost is \$124,200. After the E-Rate discount of up to 90%, the district share will be \$12,420.

The Technology Department has expressed satisfaction with the vendor's Products and Services, and therefore request renewal of the award for an additional twelve (12) Months.

**FUNDING SOURCE:** General & E-Rate Funds

**COSTS:** Estimated Amount of \$125,000 Annually

**ADMINISTRATIVE RECOMMENDATION:** The Administration Recommends the Board Approve the Renewal of Award for Request for Proposal (RFP) #21-69-908 for the Purchase of Internet Access Services for an Additional twelve (12) Months through May 2026.

**RECOMMENDED BOARD ACTION:** I Move the Board Approve the Renewal of Award for Request for Proposal (RFP) #21-69-908 for the Purchase of Internet Access Services for an Additional twelve (12) Months through May 2026.

Additional Agenda Sheets Attached:  Yes  No

**AGENDA SHEET**


**Meeting Date:** 2/24/2025

**Topic:** Consider Approval of the Renewal of Award for Request for Proposal (RFP) #21-69-908 for the Purchase of Internet Access Services

<b>Recommended Vendor(s)</b>	Zayo Group, LLC.
<b>Contract Type (e.g. Co-op, RFP)</b>	Request for Proposal
<b>Contract Term or One Time Purchase</b>	Second Renewal option of two (2) additional one (1) year terms.
<b>Sole Source Vendor &amp; Documentation</b>	N/A
<b>Vendor is at least 51% woman or minority business</b>	<input type="checkbox"/> Yes <input checked="" type="checkbox"/> No

TO THE BEST OF MY KNOWLEDGE, THE RECOMMENDED VENDOR(S) PROVIDES THE BEST VALUE FOR THE DESCRIBED GOODS OR SERVICES. I FURTHER CERTIFY THE ADMINISTRATION HAS COMPLETED THE PROCUREMENT PROCEDURES REQUIRED BY APPLICABLE STATE AND FEDERAL STATUTES AND REGULATIONS, BOARD POLICY CH(LOCAL).

  
\_\_\_\_\_  
ALVIN MCQUARTERS  
CHIEF OF TECHNOLOGY

  
\_\_\_\_\_  
JEROME PILGRIM  
DIRECTOR OF PURCHASING

**Attachments:**

1. Memo from Audelia Guerrero dated February 24, 2025
2. Memo from Jerome Pilgrim dated February 24, 2025



# MEMO

---

**DATE:** February 24, 2025

**TO:** Jerome Pilgrim  
Director of Purchasing

**FROM:** Audelia Guerrero, Director of Networking & Cybersecurity

**CC:** Alvin McQuarters, Chief of Technology and Innovation

**RE:** Consider Approval of the Renewal of Award for Request for Proposal (RFP) #21-69-908 for the Purchase of Internet Access Services

The Technology Department would like to renew the award of RFP #21-69-908 for the purchase of internet access services for a 12-month term. The Zayo Group LLC has provided satisfactory services and met all the requirements of the original award.

This purchase will be made with E-Rate discounts. The total pre E-rate annual cost is \$124,200. After the e-rate discount of 90%, the district share will be \$12,420.

The estimated amount of the award for the annual renewal is \$125,000.

Thank you,

Audelia Guerrero  
Director of Networking & Cybersecurity



**PURCHASING DEPARTMENT**

**PURCHASING RENEWAL RECOMMENDATION**

Date: February 24, 2025

TO: Board of Trustees,  
Magda Hernandez, Superintendent of Schools

FROM: Jerome Pilgrim, Director of Purchasing, Irving Independent School District


SUBJECT: Renewal of Award for Request for Proposals RFP #21-69-908 for the  
Purchase of Internet Access Services

---

Purchasing concurs with the recommendation from the Technology Department to renew the award for RFP #21-69-908 for the Purchase of Internet Access Services. The original award was for three (3) years with the district's option to renew for up to two (2) additional one (1) year terms. This is the second of the two annual renewal options.

The vendor recommended, Zayo Group, LLC., has provided satisfactory internet access services. The Technology Department anticipates expenditure in the estimated amount of \$125,000 annually.

TO THE BEST OF MY KNOWLEDGE, THE RECOMMENDED VENDOR PROVIDES THE BEST VALUE FOR THE DESCRIBED SERVICES. I FURTHER CERTIFY THE ADMINISTRATION HAS COMPLETED THE PROCUREMENT PROCEDURES REQUIRED BY APPLICABLE STATE AND FEDERAL STATUTES AND REGULATIONS, BOARD POLICY CH(LOCAL).

  
JEROME PILGRIM  
DIRECTOR OF PURCHASING

**CONSENT AGENDA ITEM – BIDS**

2/24/2025

**TOPIC:** Consider Approval of the Renewal of Award for Request for Proposal (RFP) #22-40-914 for the Purchase and Installation of Security Cameras and Related Services

**SUBMITTED BY:** A. Smith, Chief of Administrative Services/J. Pilgrim, Director of Purchasing

**BACKGROUND:** On March 21, 2022, the Board Approved the Award of RFP #22-40-914 for the Purchase and Installation of Security Cameras and Related Services. The award was given to McKinney Security Systems, LLC. The Original award was for three (3) years with the option to renew for three (3) additional 12-month periods.

The Scope of Work includes providing the District with new Security Camera Systems, both indoor and outdoor at Campuses as needed, and performing as needed related repair and maintenance services on an ongoing basis. School Safety and Security Services have reported the vendor has provided satisfactory service in accordance with the Scope and Specifications of the award.

The Administration Recommends that the Board Approve the Renewal of the award for an additional twelve (12) month term. This is the first of three (3) annual renewal options.

**FUNDING SOURCE:** Various Local & Bond Funds

**COSTS:** Estimated Amount not to exceed \$1,000,00.00 annually

**ADMINISTRATIVE RECOMMENDATION:** The Administration Recommends the Board Approve the Renewal of Award of RFP #22-40-914 for the Purchase and Installation of Security Cameras and Related Services for an Additiona Twelve (12) Months through February 2026.

**RECOMMENDED BOARD ACTION:** I move the Board to Approve the Renewal of Award of RFP #22-40-914 for the purchase and installation of Security Cameras and Related Services for an Additiona Twelve (12) Months through February 2026.

Additional Agenda Sheets Attached:  Yes  No

**AGENDA SHEET**


**Meeting Date:**2/24/2025

**Topic:** Consider Approval of the Renewal of Award for Request for Proposal (RFP) #22-40-914 for the Purchase and Installation of Security Cameras and Related Services

	Click here to enter text.
<b>Recommended Vendor(s)</b>	McKinney Security Systems, LLC
<b>Contract Type (e.g. Co-op, RFP)</b>	RFP #22-40-914
<b>Contract Term or One Time Purchase</b>	First of three (3) additional one-year options.
<b>Sole Source Vendor &amp; Documentation</b>	N/A
<b>Vendor is at least 51% woman or minority business</b>	<input type="checkbox"/> Yes <input checked="" type="checkbox"/> No

TO THE BEST OF MY KNOWLEDGE, THE RECOMMENDED VENDOR(S) PROVIDES THE BEST VALUE FOR THE DESCRIBED GOODS OR SERVICES. I FURTHER CERTIFY THE ADMINISTRATION HAS COMPLETED THE PROCUREMENT PROCEDURES REQUIRED BY APPLICABLE STATE AND FEDERAL STATUTES AND REGULATIONS, BOARD POLICY CH(LOCAL).

  
 DR. ANDRE SMITH, Ed.D.  
 CHIEF OF ADMINISTRATIVE SERVICES

  
 JEROME PILGRIM  
 DIRECTOR OF PURCHASING

**Attachments:**

1. Memo dated Feb. 3, 2025, from Kevin Dodge
2. Memo dated Feb. 10, 2025, from Jerome Pilgrim



**Kevin Dodge**  
Director of School Safety and Security

**MAGDA HERNANDEZ**  
Superintendent of Schools

To: Jerome Pilgrim, Director of Purchasing

Through: Andre Smith, Chief of Administrative Services

From: Kevin Dodge, Director of Safety and Security

Date: February 3, 2025

SUBJECT: Recommendation for Renewal of Award of Irving ISD RFP #22-40-914 Purchase, Installation of Security Cameras & Related Services

The Safety and Security Department recommends that RFQ #22-40-914 Purchase, Installation of Security Cameras and Related Services be renewed to McKinney Security Systems, for an amount the amount not to exceed \$1,000,000.00 in a budget year.

Bid proposals were received from six contractors. Following evaluation of the proposals by district personnel, McKinney Security Solutions ranked highest in the areas of meeting the scope and specifications of the project.

I, Kevin Dodge, Director of School Safety and Security, approve the results of the evaluation committee and recommend renewal of award of RFP #22-40-914 Purchase, Installation of Security Cameras and Related Services to McKinney Security Solutions.

A handwritten signature in black ink that reads "Kevin Dodge".

---

Kevin Dodge  
Director of School Safety and Security

Mailing Address: P.O. Box 152637 Irving, Texas 75015-2637  
Service Center, 3620 Valley View Irving, Texas 75062 | Tel. 972-600-5103

**PURCHASING RENEWAL RECOMMENDATION**

Date: February 10, 2025

TO: Board of Trustees,  
Magda Hernandez, Superintendent of Schools

FROM: Jerome Pilgrim, Director of Purchasing

SUBJECT: **Recommendation: Approving Renewal of Award for RFP # 22-40-914 for Purchase, Installation of Security Cameras and Related Services**

---

On March 21, 2022, the Board approved the award of RFP 22-40-914 for the Purchase of Security Cameras to McKinney Security Systems, LLC.


The vendor has primarily been utilized by the School Safety and Security Department to purchase security cameras and related services district wide using various local funds with an approximate cost of \$1,000,000.00.

This is not an exclusive award as the district reserves the right to procure from other cooperative contract vendors when appropriate.

I recommend approving the renewal of award of RFP #22-40-914 for Purchase, Installation of Security Cameras and Related Services to the following vendor:

McKinney Security Systems, LLC

TO THE BEST OF MY KNOWLEDGE, THE RECOMMENDED VENDORS PROVIDE THE BEST VALUE FOR THE DESCRIBED SERVICES. I FURTHER CERTIFY THE ADMINISTRATION HAS COMPLETED THE PROCUREMENT PROCEDURES REQUIRED BY APPLICABLE STATE AND FEDERAL STATUTES AND REGULATIONS, BOARD POLICY CH(LOCAL).

  
JEROME PILGRIM  
DIRECTOR OF PURCHASING

**CONSENT AGENDA ITEM – BIDS**  
2/24/2025

**TOPIC:** Consider Approval of the Renewal of Award for Request for Proposal (RFP) #22-48-920 for the Purchase of PPE Supplies, Equipment, and Related Services

**SUBMITTED BY:** A. Gomez, Chief of School/J. Pilgrim, Director of Purchasing

**BACKGROUND:** On March 21, 2022, the Board of Trustees Approved the Award of RFP #22-48-920 for the Purchase of PPE Supplies, Equipment, and Related Products and Services. The award was for one (1) year with the option to renew for three (3) additional 12-month period.

Multiple vendors were approved to ensure the supply of a variety of PPE Supplies, Equipment and Related products such as: masks, gloves, air purifiers, filters, cleaning, and disinfecting products to prevent the spread of Covid-19 and other viruses. Products and Supplies are ordered on an “as needed” basis and the district reserves the right to utilize additional approved vendors if needed. This is the final year of this award.

The Administration Recommends that the Board Approve the Renewal of Award for RFP #22-48-920 for the Purchase of PPE Supplies, Equipment, Related Products and Services for one (1) year through March 2026.

**FUNDING SOURCE:** Various Funds, including Local and Federal

**COSTS:** Amount will be based on Actual Purchases

**ADMINISTRATIVE RECOMMENDATION:** The Administration Recommends the Board Approve the Renewal of Award for (RFP) #22-48-920 for the Purchase of PPE Supplies, Equipment, and Related Services for an Additional Twelve (12) Month Term through March 2026 .

**RECOMMENDED BOARD ACTION:** I Recommend the Board Approve the Renewal (RFP) #22-48-920 for the Purchase of PPE Supplies, Equipment, and Related Services for an Additional Twelve (12) Month Term through March 2026.

Additional Agenda Sheets Attached:  Yes  No


**AGENDA SHEET**


**Meeting Date:**2/24/2025

**Topic:** Consider Approval of the Renewal of Award for Request for Proposal (RFP) #22-48-920 for the Purchase of PPE Supplies, Equipment, and Related Services.

<b>Recommended Vendor(s)</b>	See Exhibit A - Awarded Vendors
<b>Contract Type (e.g. Co-op, RFP)</b>	Request for Proposal #22-48-920
<b>Contract Term or One Time Purchase</b>	Final Renewal Option
<b>Sole Source Vendor &amp; Documentation</b>	N/A
<b>Vendor is at least 51% woman or minority business</b>	<input type="checkbox"/> Yes <input checked="" type="checkbox"/> No

TO THE BEST OF MY KNOWLEDGE, THE RECOMMENDED VENDOR(S) PROVIDES THE BEST VALUE FOR THE DESCRIBED GOODS OR SERVICES. I FURTHER CERTIFY THE ADMINISTRATION HAS COMPLETED THE PROCUREMENT PROCEDURES REQUIRED BY APPLICABLE STATE AND FEDERAL STATUTES AND REGULATIONS, BOARD POLICY CH(LOCAL).

  
\_\_\_\_\_  
AHNA GOMEZ  
CHIEF OF SCHOOLS

  
\_\_\_\_\_  
JEROME PILGRIM  
DIRECTOR OF PURCHASING

**Attachments:**

1. Memo from Jerome Pilgrim dated February 10, 2025
2. Exhibit A - Awarded Vendors

**PURCHASING RENEWAL RECOMMENDATION**

Date: February 10, 2025

TO: Board of Trustees,  
Magda Hernandez, Superintendent of Schools

FROM: Jerome Pilgrim, Director of Purchasing


SUBJECT: **Recommendation: Consider Approval of the Renewal of Award for Request for Proposal (RFP) #22-48-920 for the Purchase of PPE Supplies, Equipment, and Related Services.**

---

Purchasing concurs with the recommendation from the Health Services department to renew the award of RFP #22-48-920 for the Purchase of PPE Supplies, Equipment, and Related Services.

The vendors listed in Exhibit A – Awarded Vendors are recommended to provide a variety of Personal Protective Equipment (PPE) supplies, equipment, and related products and services for the District. Vendors will be utilized on an “as needed” basis.

TO THE BEST OF MY KNOWLEDGE, THE RECOMMENDED VENDORS PROVIDE THE BEST VALUE FOR THE DESCRIBED SERVICES. I FURTHER CERTIFY THE ADMINISTRATION HAS COMPLETED THE PROCUREMENT PROCEDURES REQUIRED BY APPLICABLE STATE AND FEDERAL STATUTES AND REGULATIONS, BOARD POLICY CH(LLOCAL).

  
JEROME PILGRIM  
DIRECTOR OF PURCHASING

RFP #22-48-920 PPE Supplies, Equipment, Related Products and Services

Attachment 3- List of Awarded Vendors

<b>Vendors (Alphabetical)</b>	
1	3-C TECHNOLOGY, LLC
2	abaca lab llc
3	Accurate C&S Services Inc
4	AERUS (ARS Home Solutions)
5	Alterra Medical
6	Bay Promo LLC
7	Brookaire Company, LLC
8	Bttn Technologies, Inc
9	By Love Inc.
10	Carter Health Disposables, LLC
11	Citadel PPE dba Stand Up Stations (Stand Up Stations)
12	COMOROZ INC
13	Complete Supply, Inc
14	DEEPA IMPORT LLC
15	Gill Digital Services, LLC
16	Indo Trading LLC
17	Interboro Packaging Corporation
18	ivWatch
19	Kimbell Inc
20	Kits for Kidz
21	Liberty Office Products (Liberty Data Products)
22	LubeMatrix, Inc.
23	Malor Company Inc (MALOR & COMPANY IN)
24	Medco Sports Medicine (Performance Health Supply)
25	Medicaleshop Inc.
26	Medzon Health
27	Office Depot, Inc
28	Precision Imaging (L & B Group, LLC)
29	PREMIER MEDICAL DISTRIBUTION
30	PYRAMID SCHOOL PRODUCTS
31	QYK BRANDS LLC
32	RADG Holdings LLC
33	School Health Corporation
34	School Nurse Supply, Inc.
35	SMART GROUP SYSTEMS
36	South Texas Solar Systems (Aberration Inc.)
37	Texas MedPlast, LLC
38	THE HOME DEPOT PRO
39	U.S. Health Express Corp.
40	Unipak Corp.
41	Uweport LLC
42	vastmed, llc
43	Vizocom ICT LLC
44	Wedge Supply, LLC
45	William V. MacGill & Co.



**CONSENT AGENDA ITEM-BIDS  
2/24/2025**

**TOPIC:** Consider Approval of the Renewal of Award for Request for Proposal (RFP) #24-14-887 for the Purchase of STEM Curriculum.

**SUBMITTED BY:** L. Castillo, Chief Learning Officer/J. Pilgrim, Director of Purchasing

**BACKGROUND:** On March 25, 2024, the Board of Trustees Approved the Award of RFP #24-14-887 for the Purchase of STEM Curriculum. Multiple vendors were approved to provide standard K-8 STEM Curriculum and associated software. Curriculum and Software purchased are designed to engage students in appropriate activities that integrate science, technology, engineering, arts, and mathematics to support academic, behavioral, and social emotional growth. Materials are purchased on an “as needed” basis.

The Administration Recommends that the Board Approve the Renewal of Award for RFP #24-14-887 for the Purchase of Purchase of STEM Curriculum for one (1) year through March 2026.

**FUNDING SOURCE:** Various Funds

**COSTS:** Estimated cost of \$200,000 Annually

**ADMINISTRATIVE RECOMMENDATION:** The Administration Recommends the Board Approve the Renewal of Award for Request for Proposal (RFP) #24-14-887 for the Purchase of STEM Curriculum.

**RECOMMENDED BOARD MOTION:** I Move that the Board approve the Renewal of Award for Request for Proposal (RFP) #24-14-887 for the Purchase of STEM Curriculum.

Additional Agenda Sheets Attached:  Yes  No


**AGENDA SHEET**

**Meeting Date:**2/24/2025


**Topic:** Consider Approval of the Renewal of Award for Request for Proposal (RFP) #24-14-887 for the Purchase of STEM Curriculum.

<b>Recommended Vendor(s)</b>	Attachment 3 – Awarded Vendors
<b>Contract Type (e.g., Co-op, RFP)</b>	Request for Proposal
<b>Contract Term or One Time Purchase</b>	One (1) year with two (2) additional 12-month options
<b>Sole Source Vendor &amp; Documentation</b>	
<b>Vendor is at least 51% woman or minority business</b>	<input type="checkbox"/> Yes <input checked="" type="checkbox"/> No

TO THE BEST OF MY KNOWLEDGE, THE RECOMMENDED VENDOR(S) PROVIDES THE BEST VALUE FOR THE DESCRIBED GOODS OR SERVICES. I FURTHER CERTIFY THE ADMINISTRATION HAS COMPLETED THE PROCUREMENT PROCEDURES REQUIRED BY APPLICABLE STATE AND FEDERAL STATUTES AND REGULATIONS, BOARD POLICY CH(LOCAL).



\_\_\_\_\_  
LISA CASTILLO  
CHIEF LEARNING OFFICER



\_\_\_\_\_  
JEROME PILGRIM  
DIRECTOR OF PURCHASING

**ATTACHMENTS:**

- 1: Memo from Erin O' Connor dated February 6, 2025
- 2: Memo from Jerome Pilgrim dated February 6, 2025
- 3: Exhibit A- Recommended Vendors



MAGDA HERNANDEZ  
Superintendent of Schools

BOARD OF TRUSTEES:

DR. ROSEMARY ROBBINS,  
President

A.D. JENKINS, Vice President

MICHAEL KELLEY  
Secretary

NUZHAT HYE

LISA LOBB

RANDY RANDLE

MARY RICHARTE

To: Jerome Pilgrim, Director of Purchasing  
From: Lisa Castillo, Chief Learning Officer  
Date: 2/6/2025  
Subject: Consider Approval of the Renewal of Award for  
Request for Proposal (RFP) #24-14-887 for the Purchase of  
STEM Curriculum

The STEM and Innovation Department is recommending the renewal Award of RFP #24-14-887 for STEM Curriculum that will be provided by multiple vendors to Irving ISD students on an as needed basis.

The intent of the STEM and Innovation Department is to engage students in developmentally appropriate activities that integrate science, technology, engineering, arts, and mathematics to support academic, behavioral, and social emotional growth. STEM Curriculum offered by vendors include standards aligned STEM based lessons and units for grades K-8. This curriculum will be used to develop STEM programs at Barton Elementary, Farine Elementary, and DeZavala Middle School. The STEM Curriculum will impact our Tier 1 elementary and middle school students by allowing students opportunities to learn academic content using advanced technology and engineering concepts.

It is anticipated that the STEM and Innovation Department will not exceed \$200,000 annually in total. The funds used to purchase these materials will come from local and federal funds.

**PURCHASING RENEWAL RECOMMENDATION**

**From:** Jerome Pilgrim  
Director of Purchasing

**To:** Board of Trustees  
Magda Hernandez,  
Superintendent of Schools

**Date:** February 6, 2025

**Subject:** **Recommendation: Consider Approval of the Renewal of Award for Request for Proposal (RFP) #24-14-887 for the Purchase of STEM Curriculum**


---

Twenty-six (26) proposals were received in March of 2024 in response to RFP #24-14-887 for the Purchase of STEM Curriculum.

Recommendation is made to renew the Award of RFP #24-14-887 for the Purchase of STEM Curriculum to the vendors listed in Attachment A – List of Awarded Vendors. Vendors will be utilized on an “as needed” basis and price quotes will be obtained prior to each purchase.

Purchasing concurs with the recommendation to approve the renewal of the award. The estimated amount recommended for the award is \$200,000 annually.

TO THE BEST OF MY KNOWLEDGE, THE RECOMMENDED VENDOR PROVIDES THE BEST VALUE FOR THE DESCRIBED SERVICES. I FURTHER CERTIFY THE ADMINISTRATION HAS COMPLETED THE PROCUREMENT PROCEDURES REQUIRED BY APPLICABLE STATE AND FEDERAL STATUTES AND REGULATIONS, BOARD POLICY CH(LOCAL).

  
\_\_\_\_\_  
JEROME PILGRIM  
DIRECTOR OF PURCHASING



**JANUARY 2025 REPORT FROM DIVISION OF BUSINESS SERVICES**

**TAX OFFICE**

Total Tax Collections for January 2025 are \$141,123,887.50

	<b><u>JANUARY 2025</u></b>	<b><u>YEAR TO DATE</u></b>
Current Year	\$ 140,079,488.56	\$ 208,531,673
Delinquent	\$ 551,574.95	\$ (1,395,336)
Penalty & Interest	\$ 492,511.42	\$ 893,963
Other	\$ 312.57	\$ 689
Total	<u>\$ 141,123,887.50</u>	<u>\$ 208,030,989</u>

**BUSINESS SERVICES**

Payroll for January 2025 was paid as follows:

	<b><u>GROSS PAY</u></b>	<b><u>BENEFITS</u></b>	<b><u>TOTAL</u></b>
Local Maintenance	\$ 19,408,944	\$ 3,867,914	\$ 23,276,858
Special Revenue	\$ 2,249,700	\$ 393,712	\$ 2,643,412
Total	<u>\$ 21,658,644</u>	<u>\$ 4,261,626</u>	<u>\$ 25,920,270</u>

**INVESTMENT EARNINGS REPORT**

	<b><u>DECEMBER 2024</u></b>	<b><u>YEAR TO DATE</u></b>
Local Maintenance	\$ 554,617.00	\$ 1,990,834
Federal Programs	\$ 126,183.00	\$ 517,224
Interest & Sinking	\$ 12,192.00	\$ 50,200
Capital Projects	\$ 1,505,637.00	\$ 6,171,585
Internal Service	\$ 9,501.00	\$ 38,944
Total All Funds	<u>\$ 2,208,130.00</u>	<u>\$ 8,768,787</u>

## MEMO

TO: Fernando Natividad, Chief Financial Officer

FROM: Cher Elzy, Director Tax Operations

SUBJECT: Monthly Tax Report

DATE: February 24, 2025

Attached for your consideration is the collection activity for the month of January 2025.

Our monthly collections for January reflect \$551,575 in delinquent collections and \$140,079,489 in current collections and \$492,511 in penalty and interest. Adjustments made \$(3,381,862) in changes to delinquent tax years and \$2,454,039 in changes made to the current year. Our current year (2024) reflects a beginning roll of \$219,823,978. The total receivable balance for all years is \$19,825,720 for the month of January 2025.

**IRVING INDEPENDENT SCHOOL DISTRICT  
JANUARY 2025  
TAX COLLECTION REPORT**

**ISD:**

	M-T-D FY 2023-2024	M-T-D FY 2024-2025	Y-T-D FY 2023-2024	Y-T-D FY 2024-2025
Current Year	129,634,684.88	140,079,488.56	192,267,797.41	208,531,673.19
Delinquent	(7,993.33)	551,574.95	(637,986.19)	(1,395,335.94)
Penalty & Interest	261,611.25	492,511.42	648,053.87	893,962.97
Other	172.92	312.57	563.29	688.51
Sub-Total	129,888,475.72	141,123,887.50	192,278,428.38	208,030,988.73

Revenue year-to-date  
compared to prior fiscal year 15,752,560.35

**OTHER COLLECTIONS:**

Research Fees	0.00	0.00
Attorney Fees	147,895.74	394,564.84
Court Costs	0.00	0.00
Rendition Penalty	13,069.22	16,990.89

**REFUNDS:**

	(955,853.65)	216,398.98
Total Collections	140,328,998.81	208,658,943.44

**ACTIVITY SUMMARY:**

	FY 2023-2024	FY 2024-2025
Collection Percentage Current Year Compared to Prior Year	94.34%	93.82%


**RECEIVABLES YEAR-TO-DATE SUMMARY**

	Current Year	Prior Years	Total Tax Receivables
Beginning Balance	219,823,977.71	8,065,902.46	227,889,880.17
Adjustments	2,454,039.33	(3,381,861.91)	(927,822.58)
Levy Paid	208,531,673.19	(1,395,335.94)	207,136,337.25
<b>Ending Balance</b>	<b>13,746,343.85</b>	<b>6,079,376.49</b>	<b>19,825,720.34</b>

I hereby certify the above report of tax collections to be true and accurate accounting of the revenues collected for as of the above report date according to and to the extent of the records of my office.

*Cheryl Eddy*  
Cheryl Eddy, Tax Assessor/Collector

Signed and sworn before me this 10<sup>th</sup> day of February, 2025



*Amber Beal*  
Notary Public, State of Texas



**Irving Independent School District**



**Investment Report**

**For The Quarter Ended November 30, 2024**

This report summarizes the investment position of Irving Independent School District for the quarter ended November 30, 2024.

	<b>11/30/2024</b>	<b>8/31/2024</b>	<b>11/30/2023</b>
Book Value	541,532,279	516,298,195	505,985,784
Market Value	541,483,784	516,237,569	505,635,761
Par Value	541,532,279	516,298,195	505,985,784
Change in Market Value	38,927	9,568	846,587
Portfolio Yield-to-Maturity @ Cost	5.050	5.406	5.457
Portfolio Weighted Average Maturity (WAM)	1.82	3.36	12.72
Yield-to-Maturity of 6 Month CD	4.481	4.860	5.570
Yield-to-Maturity of 6 Month Treasury Bill	4.439	4.857	5.399
Yield-to-Maturity of 1 Year Treasury Bill	4.279	4.402	5.117
Yield-to-Maturity of 2 Year Treasury Bill	4.151	3.917	4.68
Yield-to-Maturity of 3 Year Treasury Bill	4.090	3.778	4.442
Accrued Interest Ending Balance	382,499	128,557	208,144

This report is presented in accordance with the Texas Government Code Title 10 Section 2256.023. The below signed hereby certify that, to the best of their knowledge on the date this report was created, Irving Independent School District is in compliance with the provision of Government Code 2256 and with the stated policies and strategies of Irving Independent School District.

\_\_\_\_\_  
**Fernando Natividad**  
 Chief Financial Officer

\_\_\_\_\_  
**Mahdia Lalee**  
 Director of Business Operations

\_\_\_\_\_  
**MiEisha Runnels**  
 Accounting Supervisor

TO: Fernando Natividad, Chief Financial Officer

FROM: Mahdia Lalee, Director of Business Operations

RE: Investment Report for Quarter Ended November 30, 2024

On November 30, 2024 the district held \$541,532,279 within the following investments and the percentage to the total portfolio.

	AS OF 11/30/2024		AS OF 08/31/2024		QUARTERLY CHANGE	
Certificates of Deposit	-	0.00%	10,000,000	1.94%	(10,000,000)	-100.00%
Local Government Investment Pools	527,684,079	97.44%	492,587,477	95.41%	35,096,602	7.12%
US Agencies	1,500,000	0.28%	1,500,000	0.29%	-	0.00%
Money Market Account	12,348,200	2.28%	12,210,717	2.37%	137,483	1.13%
<b>Total</b>	<b>541,532,279</b>		<b>516,298,195</b>		<b>25,234,085</b>	<b>4.89%</b>
	AS OF 08/31/2024		AS OF 05/31/2024		QUARTERLY CHANGE	
Certificates of Deposit	10,000,000	1.94%	10,000,000	1.77%	-	0.00%
Local Government Investment Pools	492,587,477	95.41%	542,987,930	95.84%	(50,400,453)	-9.28%
US Agencies	1,500,000	0.29%	1,500,000	0.26%	-	0.00%
Money Market Account	12,210,717	2.37%	12,063,888	2.13%	146,829	1.22%
<b>Total</b>	<b>516,298,195</b>		<b>566,551,818</b>		<b>(50,253,624)</b>	<b>-8.87%</b>
	AS OF 05/31/2024		AS OF 02/29/2024		QUARTERLY CHANGE	
Certificates of Deposit	10,000,000	1.77%	10,000,000	1.63%	-	0.00%
Local Government Investment Pools	542,987,930	95.84%	584,116,172	95.36%	(41,128,241)	-7.04%
US Agencies	1,500,000	0.26%	6,500,000	1.06%	(5,000,000)	-76.92%
Money Market Account	12,063,888	2.13%	11,917,611	1.95%	146,277	1.23%
<b>Total</b>	<b>566,551,818</b>		<b>612,533,783</b>		<b>(45,981,964)</b>	<b>-7.51%</b>
	AS OF 02/29/2024		AS OF 11/30/2023		QUARTERLY CHANGE	
Certificates of Deposit	10,000,000	1.63%	15,000,000	2.96%	(5,000,000)	-33.33%
Local Government Investment Pools	584,116,172	95.36%	464,907,252	91.88%	119,208,919	25.64%
US Agencies	6,500,000	1.06%	11,773,531	2.33%	(5,273,531)	-44.79%
Money Market Account	11,917,611	1.95%	14,305,000	2.83%	(2,387,389)	-16.69%
<b>Total</b>	<b>612,533,783</b>		<b>505,985,784</b>		<b>106,547,999</b>	<b>21.06%</b>
	AS OF 11/30/2024		AS OF 11/30/2023		YEARLY CHANGE	
Certificates of Deposit	-	0.00%	15,000,000	2.96%	(15,000,000)	-100.00%
Local Government Investment Pools	527,684,079	97.44%	464,907,252	91.88%	62,776,827	13.50%
US Agencies	1,500,000	0.28%	11,773,531	2.33%	(10,273,531)	-87.26%
Money Market Account	12,348,200	2.28%	14,305,000	2.83%	(1,956,800)	-13.68%
<b>Total</b>	<b>541,532,279</b>		<b>505,985,784</b>		<b>35,546,496</b>	<b>7.03%</b>

The following investments reflect the weighted average maturity (WAM) for the previous quarters indicated below.

Quarter Ended	Certificates of Deposit	Local Government Investment Pools	Money Market Acct	US Agency	Average WAM
NOV 2024	0.00	0.974	0.02	0.82	1.82
AUG 2024	1.26	0.954	0.02	1.12	3.36
MAY 2024	2.77	0.958	0.02	1.27	5.02
FEB 2024	4.07	0.954	0.02	1.51	6.55
NOV 2023	1.79	0.92	0.02	9.27	12.72

**DAYS TO MATURITY**

Quarter Ended	Certificates of Deposit	Local Government Investment Pools	Money Market Acct	US Agency
NOV 2024	0	1	1	296
AUG 2024	65	1	1	387
MAY 2024	157	1	1	479
FEB 2024	249	1	1	143
NOV 2023	60	1	1	333

Overall, the weighted average yield to maturity at cost for the district's portfolio is as follows:

Quarter Ended	Certificates of Deposit	Local Government Investment Pools	Money Market Acct	US Agency	Total
NOV 2024	0.000	5.666	4.355	5.020	5.050
AUG 2024	5.100	5.426	4.922	5.020	5.406
MAY 2024	5.100	5.436	4.960	5.020	5.419
FEB 2024	5.100	5.527	5.001	1.428	5.466
NOV 2023	4.832	5.577	4.893	2.684	5.457

The following table is agency balances per period indicated by fund

Quarter Ended	Fund 199	Fund 599	Fund 671	Fund 674	Total
NOV 2024	1,500,000	-	-	-	1,500,000
AUG 2024	1,500,000	-	-	-	1,500,000
MAY 2024	1,500,000	-	-	-	1,500,000
FEB 2024	6,500,000	-	-	-	6,500,000
NOV 2023	14,305,000	-	-	-	14,305,000

For the quarter ended November 30, 2024 the following data provides a comparison to prior year by fund and by security type. The change from the prior year was a 7.03% increase in the amount of \$35,546,496 the change from the prior quarter was a 4.89% increase in the amount of \$25,234,085

**NOVEMBER 2024**

Fund	Money Market Account	Certificates of Deposit	Local Government Investment Pools	US Agencies	Total
199	12,348,200	-	117,110,560	1,500,000	130,958,760
240			31,328,428		31,328,428
599			3,071,092		3,071,092
679			373,815,157		373,815,157
681					-
682					-
687					-
771			2,358,842		2,358,842
<b>Total</b>	<b>12,348,200</b>	<b>-</b>	<b>527,684,079</b>	<b>1,500,000</b>	<b>541,532,279</b>
<b>% to Total</b>	<b>2.28%</b>	<b>0.00%</b>	<b>97.44%</b>	<b>0.28%</b>	

**NOVEMBER 2023**

Fund	Money Market Account	Certificates of Deposit	Local Government Investment Pools	US Agencies	Total
199	11,773,531	15,000,000	75,394,899	14,305,000	116,473,430
240			29,690,019		29,690,019
599			3,321,424		3,321,424
679			354,265,431		354,265,431
681					-
682					-
687					-
771			2,235,480		2,235,480
<b>Total</b>	<b>21,219,300</b>	<b>15,000,000</b>	<b>203,474,785</b>	<b>22,805,000</b>	<b>505,985,784</b>
<b>% to Total</b>	<b>4.19%</b>	<b>2.96%</b>	<b>40.21%</b>	<b>4.51%</b>	

**YEARLY CHANGE**

Fund	Money Market Account	Certificates of Deposit	Local Government Investment Pools	US Agencies	Total
199	574,669	(15,000,000)	41,715,661	(12,805,000)	14,485,330
240	-	-	1,638,409	-	1,638,409
599	-	-	(250,332)	-	(250,332)
679	-	-	19,549,726	-	19,549,726
681	-	-	-	-	-
682	-	-	-	-	-
687	-	-	-	-	-
771	-	-	123,362	-	123,362
<b>Total</b>	<b>574,669</b>	<b>(15,000,000)</b>	<b>62,776,827</b>	<b>(12,805,000)</b>	<b>35,546,496</b>
<b>% to Total</b>	<b>1.62%</b>	<b>-42.20%</b>	<b>176.60%</b>	<b>-36.02%</b>	

**YEARLY CHANGE**

Fund	Money Market Account	Certificates of Deposit	Local Government Investment Pools	US Agencies	Total
199	4.88%	-100.00%	55.33%	-89.51%	12.44%
240	0.00%	0.00%	5.52%	0.00%	5.52%
599	0.00%	0.00%	-7.54%	0.00%	-7.54%
679	0.00%	0.00%	5.52%	0.00%	5.52%
681	0.00%	0.00%	0.00%	0.00%	0.00%
682	0.00%	0.00%	0.00%	0.00%	0.00%
687	0.00%	0.00%	0.00%	0.00%	0.00%
771	0.00%	0.00%	5.52%	0.00%	5.52%
<b>Total</b>	<b>2.71%</b>	<b>-100.00%</b>	<b>30.85%</b>	<b>-56.15%</b>	<b>7.03%</b>

**NOVEMBER 2024**

Fund	Money Market Account	Certificates of Deposit	Local Government Investment Pools	US Agencies	Total
199	12,348,200	-	117,110,560	1,500,000	130,958,760
240			31,328,428		31,328,428
599			3,071,092		3,071,092

679			373,815,157		373,815,157
681					-
682					-
687					-
771			2,358,842		2,358,842
<b>Total</b>	<b>12,348,200</b>	<b>-</b>	<b>527,684,079</b>	<b>1,500,000</b>	<b>541,532,279</b>
<b>% to Total</b>	<b>2.28%</b>	<b>0.00%</b>	<b>97.44%</b>	<b>0.28%</b>	

**AUGUST 2024**

Fund	Money Market Account	Certificates of Deposit	Local Government Investment Pools	US Agencies	Total
199	12,210,717	10,000,000	87,157,997	1,500,000	110,868,714
240			30,935,889		30,935,889
599			3,032,983		3,032,983
679			369,131,323		369,131,323
681					-
682					-
687					-
771			2,329,287		2,329,287
<b>Total</b>	<b>12,210,717</b>	<b>10,000,000</b>	<b>492,587,477</b>	<b>1,500,000</b>	<b>516,298,195</b>
<b>% to Total</b>	<b>2.25%</b>	<b>1.85%</b>	<b>90.96%</b>	<b>0.28%</b>	

**QUARTERLY CHANGE**

Fund	Money Market Account	Certificates of Deposit	Local Government Investment Pools	US Agencies	Total
199	137,483	(10,000,000)	29,952,563	-	20,090,046
240	-	-	392,539	-	392,539
599	-	-	38,109	-	38,109
679	-	-	4,683,834	-	4,683,834
681	-	-	-	-	-
682	-	-	-	-	-
687	-	-	-	-	-
771	-	-	29,556	-	29,556
<b>Total</b>	<b>137,483</b>	<b>(10,000,000)</b>	<b>35,096,602</b>	<b>-</b>	<b>25,234,085</b>
<b>% to Total</b>	<b>0.54%</b>	<b>-39.63%</b>	<b>139.08%</b>	<b>0.00%</b>	

**QUARTERLY CHANGE**

Fund	Money Market Account	Certificates of Deposit	Local Government Investment Pools	US Agencies	Total
199	1.13%	-100.00%	34.37%	0.00%	18.12%
240	0.00%	0.00%	1.27%	0.00%	1.27%
599	0.00%	0.00%	1.26%	0.00%	1.26%
679	0.00%	0.00%	1.27%	0.00%	1.27%
681	0.00%	0.00%	0.00%	0.00%	0.00%
682	0.00%	0.00%	0.00%	0.00%	0.00%
687	0.00%	0.00%	0.00%	0.00%	0.00%
771	0.00%	0.00%	1.27%	0.00%	1.27%
<b>Total</b>	<b>1.13%</b>	<b>-100.00%</b>	<b>7.12%</b>	<b>0.00%</b>	<b>4.89%</b>

The following tables are interest earned, amount changes and percentage changes from the prior year for the periods indicated.

		Month	Month	Month	Quarter	Fiscal YTD
	Fund	SEP 2024	OCT 2024	NOV 2024	SEP - NOV 2024	SEP 2024-AUG 2025
Local Maintenance	199	467,595	465,365	503,257	1,436,217	1,436,217
Federal Programs	240	134,453	132,954	125,133	392,539	392,539
Interest & Sinking	599	13,079	12,914	12,117	38,109	38,109
Capital Projects	600s	1,604,308	1,586,422	1,493,104	4,683,834	4,683,834
Internal Service	771	10,123	10,011	9,422	29,556	29,556
<b>Total</b>		<b>2,229,558</b>	<b>2,207,665</b>	<b>2,143,032</b>	<b>6,580,255</b>	<b>6,580,255</b>

		Month	Month	Month	Quarter	Fiscal YTD
	Fund	SEP 2023	OCT 2023	NOV 2023	SEP - NOV 2023	SEP 2023-AUG 2024
Local Maintenance	199	462,493	467,416	397,523	1,327,432	1,327,432
Federal Programs	240	133,163	139,084	135,985	408,232	408,232
Interest & Sinking	599	14,738	15,373	15,028	45,139	45,139
Capital Projects	600s	1,588,924	1,659,568	1,622,593	4,871,085	4,871,085
Internal Service	771	10,026	10,472	10,239	30,737	30,737
<b>Total</b>		<b>2,209,346</b>	<b>2,291,912</b>	<b>2,181,367</b>	<b>6,682,626</b>	<b>6,682,626</b>

From Prior Year						
		Month	Month	Month	1st Quarter	Fiscal YTD
	Fund	Change	Change	Change	Change	Change
Local Maintenance	199	5,102	(2,051)	105,734	108,785	108,785
Federal Programs	240	1,289	(6,130)	(10,852)	(15,693)	(15,693)
Interest & Sinking	599	(1,660)	(2,459)	(2,911)	(7,030)	(7,030)
Capital Projects	600s	15,384	(73,146)	(129,489)	(187,251)	(187,251)
Internal Service	771	97	(462)	(817)	(1,182)	(1,182)
<b>Total</b>		<b>20,212</b>	<b>(84,247)</b>	<b>(38,335)</b>	<b>(102,370)</b>	<b>(102,370)</b>

From Prior Year						
		Month	Month	Month	1st Quarter	Fiscal YTD
	Fund	Change	Change	Change	Change	Change
Local Maintenance	199	1%	0%	27%	8%	8%
Federal Programs	240	1%	-4%	-8%	-4%	-4%
Interest & Sinking	599	-11%	-16%	-19%	-16%	-16%
Capital Projects	600s	1%	-4%	-8%	-4%	-4%
Internal Service	771	1%	-4%	-8%	-4%	-4%
<b>Total</b>		<b>1%</b>	<b>-4%</b>	<b>-2%</b>	<b>-2%</b>	<b>-2%</b>

The following table is accrued interest as indicated for the quarter ended November 30, 2024

Description	CUSIP	Settlement Date	YTM @ Cost	Book Value	Ending Market Value	Maturity Date	Accrued Interest
FHLMC 0.375% 09/23/25	3137EAEX3	09/21/23	5.0200	1,500,000	1,451,505	09/23/25	1,047
Dallas Capital Bank CD	BK CD	02/05/24	5.1000	10,000,000	10,000,000	11/05/24	381,452
<b>Total</b>				<b>11,500,000</b>	<b>11,451,505</b>		<b>382,499</b>

Over the current month and previous twelve months, the interest earned is as follows:

Month	Local Maintenance	Federal Programs	Interest & Sinking	Capital Projects	Internal Service	Total	Quarter-To-Date	Fiscal Year-To-Date
NOV 2024	503,257	125,133	12,117	1,493,104	9,422	2,143,032	6,580,255	6,580,255
OCT 2024	465,365	132,954	12,914	1,586,422	10,011	2,207,665		
SEP 2024	467,595	134,453	13,079	1,604,308	10,123	2,229,558		
AUG 2024	516,582	141,969	16,604	1,693,994	10,689	2,379,837	7,288,806	25,071,947
JUL 2024	616,048	141,742	17,261	1,691,284	10,672	2,477,008		
JUN 2024	647,216	136,047	15,123	1,623,331	10,244	2,431,961		
MAY 2024	730,995	139,941	15,552	1,669,793	10,537	2,566,818	7,851,235	7,851,235
APR 2024	786,202	134,847	14,988	1,609,015	10,153	2,555,205		
MAR 2024	897,345	139,641	15,498	1,666,213	10,514	2,729,212		
FEB 2024	997,009	130,506	14,475	1,557,215	9,826	2,709,032	7,750,539	7,750,539
JAN 2024	808,954	140,283	15,529	1,673,878	10,562	2,649,207		
DEC 2023	544,048	140,894	15,580	1,681,169	10,609	2,392,300		
NOV 2023	397,523	135,985	15,028	1,622,593	10,239	2,181,367	2,181,367	2,181,367

The average monthly rates as per each local government investment pool have shown fluctuations during the periods indicated.

Month	LOGIC	LoneStar	TexasClass	TexPool	TexStar
NOV 2024	4.830	4.700	4.884	4.730	4.711
OCT 2024	4.991	4.900	5.042	4.913	4.872
SEP 2024	5.234	5.170	5.292	5.164	5.132
AUG 2024	5.378	5.320	5.431	5.298	5.294
JUL 2024	5.403	5.330	5.448	5.317	5.313
JUN 2024	5.411	5.330	5.428	5.312	5.313
MAY 2024	5.420	5.320	5.427	5.316	5.307
APR 2024	5.454	5.330	5.428	5.314	5.305
MAR 2024	5.473	5.330	5.465	5.316	5.298
FEB 2024	5.481	5.330	5.484	5.325	5.303
JAN 2024	5.510	5.340	5.540	5.345	5.320
DEC 2023	5.541	5.350	5.574	5.369	5.337
NOV 2023	5.559	5.350	5.585	5.613	5.330

Overall, the weighted average yield to maturity at cost for the district's portfolio is as follows:

Quarter Ended	Certificates of Deposit	Local Government Investment Pools	Money Market Acct	US Agency	Total
NOV 2024	0.000	5.066	4.355	5.020	5.050
AUG 2024	5.100	5.426	4.922	5.020	5.406
MAY 2024	5.100	5.436	4.960	5.020	5.419
FEB 2024	5.100	5.527	5.001	1.428	5.466
NOV 2023	4.832	5.577	4.893	2.684	5.457

Historically, the ending portfolio balances per type is as follows:

Month	Certificates of Deposit	Local Government Investment Pools	Money Market Acct	US Agency	Total
AUG 2024	-	527,684,079	12,348,200	1,500,000	541,532,279
AUG 2024	10,000,000	492,587,477	12,210,717	1,500,000	516,298,195
MAY 2024	10,000,000	542,987,930	12,063,888	1,500,000	566,551,818
FEB 2024	10,000,000	584,116,172	11,917,611	6,500,000	612,533,783
NOV 2023	15,000,000	464,907,252	11,773,531	14,305,000	505,985,784

Irving Independent School District  
Investment Report - by Fund  
For the Quarter Ended in November 30, 2024

Description	CUSIP	Settlement Date	YTM@ Cost	Face Amt/ Shares	Market Price	Market Value	Cost Value	Book Value	Maturity Date	Days To Maturity	% of Portfolio
<b>199 - General Operating</b>											
FHLMC 0.375% 09/23/25	3137EAEX3	9/21/23	5.020	1,500,000.00	100	1,451,505.00	1,500,000.00	1,500,000.00	9/23/25	296	0.28%
Prosperity Bank MMA	MMA	8/22/18	3.030	1,219,983.35	100	1,219,983.35	1,219,983.35	1,219,983.35	12/1/24	1	0.23%
Landing Rock MMA	MMA	12/11/20	4.500	11,128,217.02	100	11,128,217.02	11,128,217.02	11,128,217.02	12/1/24	1	2.05%
LOGiC	LGIP	12/3/10	5.018	9,571,103.53	100	9,571,103.53	9,571,103.53	9,571,103.53	12/1/24	1	1.77%
Lone Star	LGIP	8/31/08	4.923	6,113,157.02	100	6,113,157.02	6,113,157.02	6,113,157.02	12/1/24	1	1.13%
TexasCLASS	LGIP	8/31/08	5.072	90,276,613.96	100	90,276,613.96	90,276,613.96	90,276,613.96	12/1/24	1	16.67%
TexPool	LGIP	3/13/20	4.936	1,146,577.52	100	1,146,577.52	1,146,577.52	1,146,577.52	12/1/24	1	0.21%
TexSTAR	LGIP	8/31/08	4.905	10,003,107.55	100	10,003,107.55	10,003,107.55	10,003,107.55	12/1/24	1	1.85%
<b>Sub Total / Average</b>			<b>4.979</b>	<b>130,958,759.95</b>	<b>100</b>	<b>130,910,264.95</b>	<b>130,958,759.95</b>	<b>130,958,759.95</b>		<b>4</b>	<b>24.18%</b>
<b>240 - Food Service</b>											
TexasCLASS	LGIP	8/31/08	5.072	31,328,427.93	100	31,328,427.93	31,328,427.93	31,328,427.93	12/1/24	1	5.79%
<b>Sub Total / Average</b>			<b>5.072</b>	<b>31,328,427.93</b>	<b>100</b>	<b>31,328,427.93</b>	<b>31,328,427.93</b>	<b>31,328,427.93</b>		<b>1</b>	<b>5.79%</b>
<b>599 - Debt Service</b>											
Lone Star	LGIP	8/31/08	4.923	965,268.28	100	965,268.28	965,268.28	965,268.28	12/1/24	1	0.18%
TexasCLASS	LGIP	8/13/09	5.072	2,105,824.03	100	2,105,824.03	2,105,824.03	2,105,824.03	12/1/24	1	0.39%
<b>Sub Total / Average</b>			<b>5.026</b>	<b>3,071,092.31</b>	<b>100</b>	<b>3,071,092.31</b>	<b>3,071,092.31</b>	<b>3,071,092.31</b>		<b>1</b>	<b>0.57%</b>
<b>640 - Capital Projects</b>											
TexasCLASS	LGIP	8/9/23	5.072	373,815,156.84	100	373,815,156.84	373,815,156.84	373,815,156.84	12/1/24	1	69.03%
<b>Sub Total / Average</b>			<b>5.072</b>	<b>373,815,156.84</b>	<b>100</b>	<b>373,815,156.84</b>	<b>373,815,156.84</b>	<b>373,815,156.84</b>		<b>1</b>	<b>69.03%</b>
<b>771 - Workers' Comp</b>											
TexasCLASS	LGIP	8/31/08	5.072	2,358,842.45	100	2,358,842.45	2,358,842.45	2,358,842.45	12/1/24	1	0.44%
<b>Sub Total / Average</b>			<b>5.072</b>	<b>2,358,842.45</b>	<b>100</b>	<b>2,358,842.45</b>	<b>2,358,842.45</b>	<b>2,358,842.45</b>		<b>1</b>	<b>0.44%</b>
<b>Total / Average</b>			<b>5.050</b>	<b>541,532,279.48</b>	<b>100</b>	<b>541,483,784.48</b>	<b>541,532,279.48</b>	<b>541,532,279.48</b>		<b>2</b>	<b>100.00%</b>

160

Irving Independent School District  
Investment Report - YTM@Cost by Investment Category  
For the Quarter Ended in November 30, 2024

Description	CUSIP	Settlement Date	YTM@ Cost	Face Amt/ Shares	Market Price	Market Value	Cost Value	Book Value	Maturity Date	Days To Maturity	% of Portfolio
<b>U.S. Agencies</b>											
FHLMC 0.375% 09/23/25	3137EAEX3	9/21/23	5.020	1,500,000.00	100	1,451,505.00	1,500,000.00	1,500,000.00	9/23/25	296	0.28%
<b>Sub Total / Average</b>			<b>5.020</b>	<b>1,500,000.00</b>	<b>100</b>	<b>1,451,505.00</b>	<b>1,500,000.00</b>	<b>1,500,000.00</b>		<b>296</b>	<b>0.28%</b>
<b>Bank Money Market Account</b>											
Prosperity Bank MMA	MMA	8/22/18	3.030	1,219,983.35	100	1,219,983.35	1,219,983.35	1,219,983.35	12/1/24	1	0.23%
Landing Rock MMA	MMA	12/11/20	4.500	11,128,217.02	100	11,128,217.02	11,128,217.02	11,128,217.02	12/1/24	1	2.05%
<b>Sub Total / Average</b>			<b>4.355</b>	<b>12,348,200.37</b>	<b>100</b>	<b>12,348,200.37</b>	<b>12,348,200.37</b>	<b>12,348,200.37</b>		<b>1</b>	<b>2.28%</b>
<b>Local Government Investment Pools (LGIP)</b>											
LOGIC	LGIP	12/3/10	5.018	9,571,103.53	100	9,571,103.53	9,571,103.53	9,571,103.53	12/1/24	1	1.77%
Lone Star	LGIP	8/31/08	4.923	6,113,157.02	100	6,113,157.02	6,113,157.02	6,113,157.02	12/1/24	1	1.13%
TexasCLASS	LGIP	8/31/08	5.072	90,276,613.96	100	90,276,613.96	90,276,613.96	90,276,613.96	12/1/24	1	16.67%
TexPool	LGIP	3/13/20	4.936	1,146,577.52	100	1,146,577.52	1,146,577.52	1,146,577.52	12/1/24	1	0.21%
TexSTAR	LGIP	8/31/08	4.905	10,003,107.55	100	10,003,107.55	10,003,107.55	10,003,107.55	12/1/24	1	1.85%
TexasCLASS	LGIP	8/31/08	5.072	31,328,427.93	100	31,328,427.93	31,328,427.93	31,328,427.93	12/1/24	1	5.79%
Lone Star	LGIP	8/31/08	4.923	965,268.28	100	965,268.28	965,268.28	965,268.28	12/1/24	1	0.18%
TexasCLASS	LGIP	8/13/09	5.072	2,105,824.03	100	2,105,824.03	2,105,824.03	2,105,824.03	12/1/24	1	0.39%
TexasCLASS	LGIP	8/9/23	5.072	373,815,156.84	100	373,815,156.84	373,815,156.84	373,815,156.84	12/1/24	1	69.03%
TexasCLASS	LGIP	8/31/08	5.072	2,358,842.45	100	2,358,842.45	2,358,842.45	2,358,842.45	12/1/24	1	0.44%
<b>Sub Total / Average</b>			<b>5.066</b>	<b>527,684,079.11</b>	<b>100</b>	<b>527,684,079.11</b>	<b>527,684,079.11</b>	<b>527,684,079.11</b>		<b>1</b>	<b>97.44%</b>
<b>Total / Average</b>			<b>5.050</b>	<b>541,532,279.48</b>	<b>100</b>	<b>541,483,784.48</b>	<b>541,532,279.48</b>	<b>541,532,279.48</b>		<b>1.82</b>	<b>100.00%</b>

161

Irving Independent School District  
Investment Report - by Fund and Transactions  
For the Quarter Ended In November 30, 2024

Description	CLMP	Settlement Date	Maturity Date	Beginning Face Amt/ Shares	Increase Holdings	Buy Accrued Interest	Decrease Holdings	Sell Accrued Interest	Ending Face Amt/ Shares	Interest	Beg Mkt Accr Int	End Mkt Accr Int	Diff in Accr Int	Int Earned During Period-BV	
<b>199 - General Operating</b>															
FHLMC 0.375% 09/23/25	3137EAEX3	9/21/23	9/23/25	1,500,000.00	0.00	0.00	0.00	0.00	1,500,000.00	2,812.50	2,468.75	1,046.88	1,765.62	1,390.63	
Dallas Capital Bank CD	BK CD	2/5/24	11/5/24	10,000,000.00	0.00	0.00	10,000,000.00	0.00	0.00	390,244.63	289,232.88	381,452.05	6,792.58	92,219.18	
Prosperity Bank MMA	MMA	8/22/18	12/1/24	1,210,928.54	9,054.81	0.00	0.00	0.00	1,219,983.35	9,054.81	0.00	0.00	0.00	0.00	
Landing Rock MMA	MMA	12/11/20	12/1/24	10,999,788.63	128,428.39	0.00	0.00	0.00	11,128,217.02	128,428.39	0.00	0.00	0.00	0.00	
LOGIC	LGIP	12/9/10	12/1/24	9,452,372.74	118,730.79	0.00	0.00	0.00	9,571,103.53	118,730.79	0.00	0.00	0.00	0.00	
Lone Star	LGIP	8/31/08	12/1/24	6,038,910.64	74,246.38	0.00	0.00	0.00	6,113,157.02	74,246.38	0.00	0.00	0.00	0.00	
TexasCLASS	LGIP	8/31/08	12/1/24	60,652,342.86	142,809,516.89	0.00	113,185,245.79	0.00	90,276,613.96	908,681.94	0.00	0.00	0.00	0.00	
TexPool	LGIP	3/13/20	12/1/24	1,192,584.17	13,993.35	0.00	0.00	0.00	1,146,577.52	13,993.35	0.00	0.00	0.00	0.00	
TestSTAR	LGIP	8/31/06	12/1/24	9,881,786.09	121,321.46	0.00	0.00	0.00	10,003,107.55	121,321.46	0.00	0.00	0.00	0.00	
<b>Sub Total / Average</b>				<b>110,888,713.67</b>	<b>148,275,292.07</b>	<b>0.00</b>	<b>123,185,245.79</b>	<b>0.00</b>	<b>180,998,739.95</b>	<b>1,767,314.25</b>	<b>291,701.68</b>	<b>382,496.93</b>	<b>10,358.20</b>	<b>99,609.81</b>	
<b>240 - Food Service</b>															
TexasCLASS	LGIP	8/31/08	12/1/24	30,995,888.55	392,539.38	0.00	0.00	0.00	31,328,427.93	392,539.38	0.00	0.00	0.00	0.00	
<b>Sub Total / Average</b>				<b>30,995,888.55</b>	<b>392,539.38</b>	<b>0.00</b>	<b>0.00</b>	<b>0.00</b>	<b>31,328,427.93</b>	<b>392,539.38</b>	<b>0.00</b>	<b>0.00</b>	<b>0.00</b>	<b>0.00</b>	
<b>599 - Debt Service</b>															
Lone Star	LGIP	8/31/08	12/1/24	953,544.77	11,723.51	0.00	0.00	0.00	965,268.28	11,723.51	0.00	0.00	0.00	0.00	
TexasCLASS	LGIP	8/13/09	12/1/24	2,079,438.44	26,385.59	0.00	0.00	0.00	2,105,824.03	26,385.59	0.00	0.00	0.00	0.00	
<b>Sub Total / Average</b>				<b>8,082,983.21</b>	<b>88,109.10</b>	<b>0.00</b>	<b>0.00</b>	<b>0.00</b>	<b>8,071,092.31</b>	<b>88,109.10</b>	<b>0.00</b>	<b>0.00</b>	<b>0.00</b>	<b>0.00</b>	
<b>640 - Capital Projects</b>															
TexasCLASS	LGIP	8/9/23	12/1/24	369,131,322.56	4,683,834.28	0.00	0.00	0.00	373,815,156.84	4,683,834.28	0.00	0.00	0.00	0.00	
<b>Sub Total / Average</b>				<b>369,131,322.56</b>	<b>4,683,834.28</b>	<b>0.00</b>	<b>0.00</b>	<b>0.00</b>	<b>373,815,156.84</b>	<b>4,683,834.28</b>	<b>0.00</b>	<b>0.00</b>	<b>0.00</b>	<b>0.00</b>	
<b>771 - Workers' Comp</b>															
TexasCLASS	LGIP	8/31/08	12/1/24	2,329,286.64	29,555.81	0.00	0.00	0.00	2,358,842.45	29,555.81	0.00	0.00	0.00	0.00	
<b>Sub Total / Average</b>				<b>2,329,286.64</b>	<b>29,555.81</b>	<b>0.00</b>	<b>0.00</b>	<b>0.00</b>	<b>2,358,842.45</b>	<b>29,555.81</b>	<b>0.00</b>	<b>0.00</b>	<b>0.00</b>	<b>0.00</b>	
<b>Total / Average</b>				<b>514,296,194.63</b>	<b>148,419,830.64</b>	<b>0.00</b>	<b>123,185,245.79</b>	<b>0.00</b>	<b>541,532,279.48</b>	<b>6,911,532.82</b>	<b>291,701.68</b>	<b>382,496.93</b>	<b>10,358.20</b>	<b>99,609.81</b>	

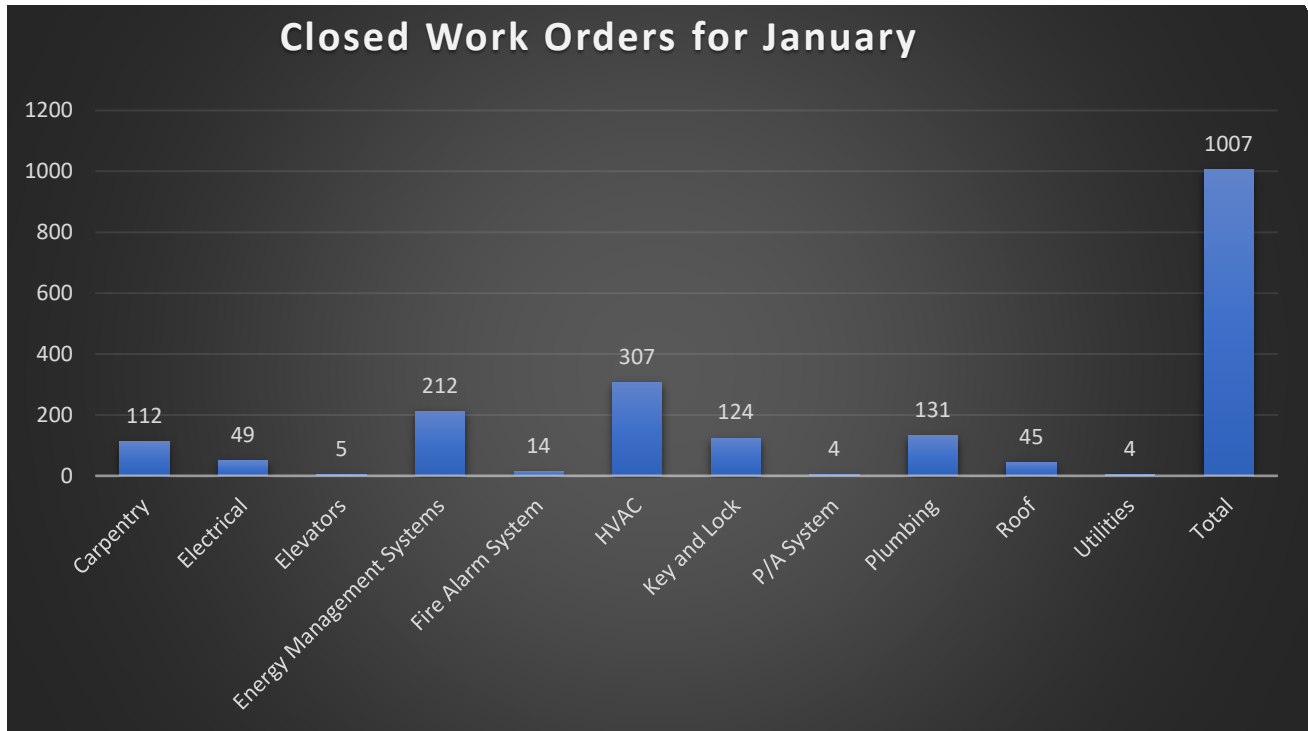
**REPORT FROM FACILITIES & SCHOOL SUPPORT SERVICES**

**Facilities and Operations Department**

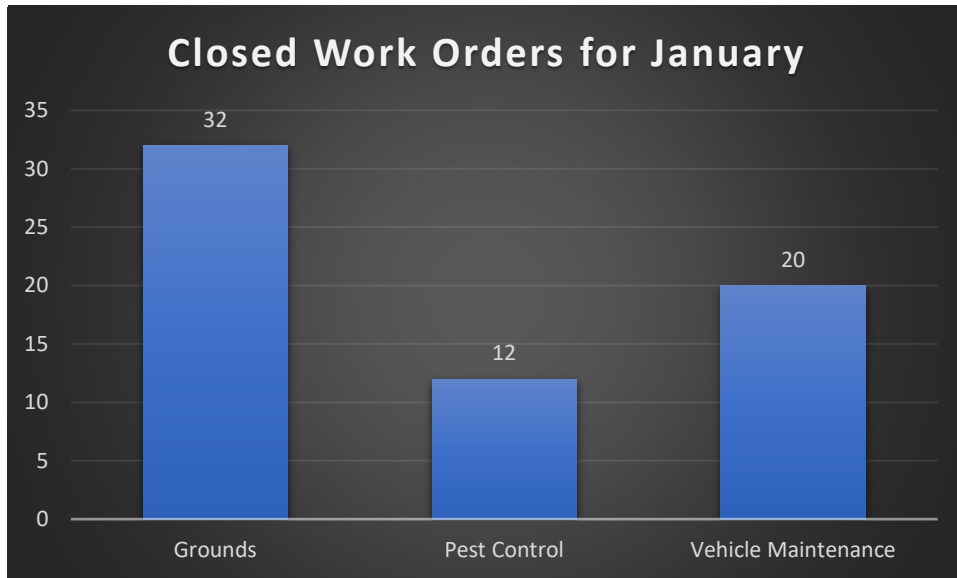
A total of 1,383 work orders have been completed from January 1, 2025, through January 31, 2025.

**Maintenance** – The Maintenance Department completed 1,023 work orders. The department maintains critical infrastructure in the following areas: Bond Replacement Systems, Electrical, HVAC, Plumbing, Preventive Maintenance, Fire Safety Equipment, Kitchen Equipment, Elevators, Public Address Systems, Carpentry, Roofing, Painting, Energy Management and Locks and Keys.

Temperatures in buildings and rooms were the most reported work orders due to the cold seasonal weather.



**The Grounds Section & Regulatory Compliance, IPM and Safety** –The Grounds Department completed 64 work orders. The department maintains outside grounds of district facilities, athletic fields, 191-vehicle maintenance fleet, landscaping equipment, pest, asbestos, and safety.



**Operations** – The Custodial Department completed 296 work orders. The work performed in our department could range from moving furniture, disinfecting, light maintenance, or any other needs at the campus level.

**Warehouse** – Routine Custodial, Food Service, Health Services, and Maintenance Orders processed in January total 577 orders posted in MUNIS and School Dude.

- 98% average 3-day delivery time of supply orders.
- For Delivery, Warehouse, and Surplus Crafts the warehouse completed 70 work orders. For Internal Delivery and Records Management Crafts the warehouse completed 242 School Dude work orders. The warehouse completed 265 MUNIS pick tickets. Total completed work orders and pick tickets for January are 577.

The Surplus Warehouse processed no auctions in the month of January.

**Document Services** – Print Shop - Laserfiche – Project Requests - Work Orders

We received numerous requests to pull HR archival records (to pull and scan files to the Employee Records Repository).

Forms Management – Requests and Change Orders

**Laserfiche Project and Work Order:**

Two years ago, we developed a district vehicle reservation system In Laserfiche. It was always planned It would need to be enhanced over time. Now it will allow easy scheduling, rescheduling, and cancelling of reservations while seeing available vehicles. This will reduce much of the manual Intervention from security to assign vehicles. This will also allow the security team to do a "walk-around" when vehicles are checked out to check for damage, etc. then track that damage for the lifecycle of the vehicle.

The Laserfiche Travel and Event Form has been in development for a long time and is getting closer to full system testing for both campus and non-campus staff as well as student travel. If testing goes well, the system is expected to go fully live for the 2025-2026 school year.

**GovQA - Public Information & Subpoenas**

In January:

For the 2025-2025 school year:

**Period Summary**

Reporting Period: 1/1/2025 - 1/31/2025  
 Request Type: All Request Types  
 Department: All Departments  
 Group: All Groups  
 Run Date: Run Date: 02/17/2025 8:23 AM

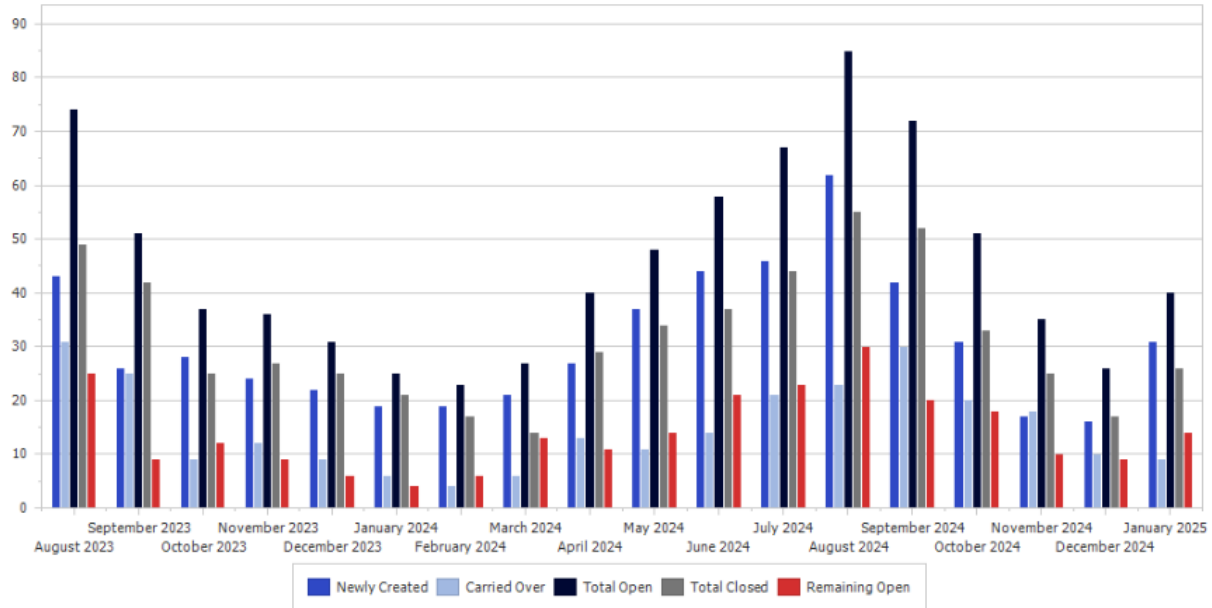


In January, 692 student records requests were received.

### Backlog Trend Report

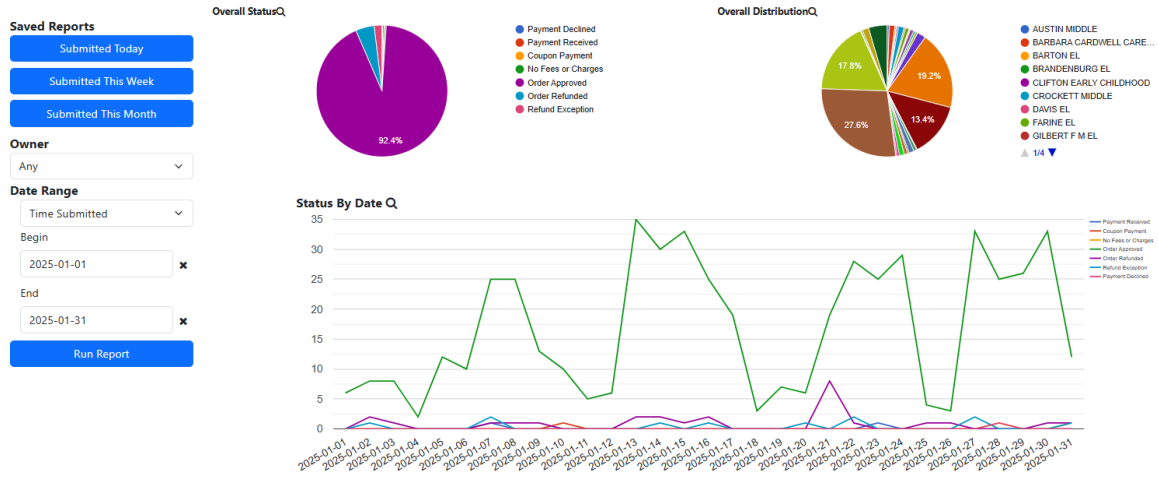
Create Date: 8/1/2023 - 1/31/2025  
 Report On: Request Type - All Request Types  
 Group Time Frame: Month  
 Filter: Assigned Department - All Assigned Departments  
 Run Date: 2/17/2025 8:24 AM

Backlog Trend Report for Request Type - All Request Types



### ScribOrder - Student Record Requests

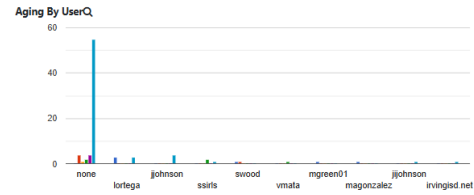
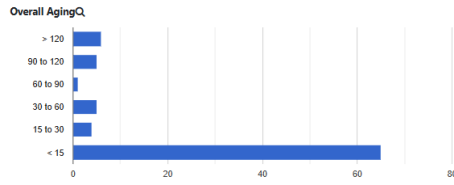
#### Order Data Charts



## Aging Report

### Assigned User

- No User Assigned
- 
- 
- 
- acastro
- administrator
- ahernandez
- alopez-coronado
- anaguirre
- andrino



## Print Shop - Orders

We received and processed 70 print requests for January; 11,250 B/W & 12,021 Color pages printed. Total billed out (JV) \$3,499 for print services.

## Mail Center – Pieces and Postage

In January, we processed 8,097 pieces of mail for US Postage at a cost of \$5,860. We processed 10 packages for \$161.51. We continue to process interoffice mail daily.

## SchoolDude – Document and Record Management Work Orders

In January, we received 239 total requests.

### Craft Comparisons



- Internal Delivery \$1,180.00 (Last Month)
- Records Management \$38.50 (Last Month)

## Summary of Expenditures by Craft

Irving ISD

Custom Period (01/01/2025 - 01/31/2025)

Craft	Labor Hrs	Labor Costs	Material Costs	Sales Tax	Total Costs	WO Count	% of Work (Count)	Avg Hours Per WO	Avg Cost Per WO
<b>Internal Delivery</b>	38.86	\$943.00	\$0.00	\$0.00	<b>\$943.00</b>	234.00	97.91%	.17	\$4.03
<b>Records Management</b>	1.84	\$40.50	\$0.00	\$0.00	<b>\$40.50</b>	5.00	2.09%	.37	\$8.10
<b>Grand Totals</b>	40.7	\$983.50	\$0.00	\$0.00	<b>\$983.50</b>	239.00	100.00%	.17	\$4.12