

IRVING INDEPENDENT SCHOOL DISTRICT

Regular - BOARD OF TRUSTEES  
7:00 PM

Irving ISD Board Room  
2621 West Airport Freeway  
Irving, TX 75062  
Monday, October 21, 2024

**A G E N D A**

**I. CALL TO ORDER FOR 7:00 P.M. REGULAR BOARD MEETING**

**II. FIRST ORDER OF BUSINESS**

- A. Announcement by the Chairperson Whether a Quorum is Present, and that the Meeting has been Duly Called, and that Notice of the Meeting has been Posted in Accordance with the Texas Open Meetings Act. Texas Government Code Chapter 551.
- B. Invocation - Mark Jenkins - Village Baptist Irving Church
- C. Pledge of Allegiance to the American and Texas Flags Presented by Gilbert ES
- D. Recognition of the Teacher of the Month - Michelle Altamirano, Pre-K Bilingual Teacher, Pierce ECS 5
- E. Recognition of the Employee of the Month - Rhonda Jones, Accounts Payable Clerk, Administration Building 6
- F. Recognition of the Guest Educator of the Month - Patricia Vaughan, Guest Educator, Clifton ECS 7
- G. Special Recognition
  - 1. Recognition of Irving ISD's School Principals for National Principals Month (A. Gomez) 8
  - 2. Acknowledgement of National Recognition Program Recipients (A. Gomez/ J. Soberanis) 9
- H. Announcements
  - 1. Administration
    - a. Superintendent Announcement(s)
  - 2. Board of Trustees
    - a. Individual Trustee Report on IISD Student Activity/Event

I. Public Comment - Individuals Wishing to Address the Board on Agenda Items.

III. **ACTION ITEMS**

A. Consider Approval of Consent Agenda Items:

1. Consider Approval of Minutes of September 16, 2024 (M. Hernandez) 10
2. Consider Approval of Unaudited Financial Statement for August 2024 (A.D. Jenkins) 15
3. Consider Approval of Resolution and Order No. #24-25-01 Authorizing October Amendment to the 2024-2025 Budget (A.D. Jenkins) 44
4. Consider Approval of Resolution and Order No. #24-25-02 Authorizing Revised August Amendment to the 2023-2024 Budget (A.D. Jenkins) 54
5. Consider Approval of the Supplements to the Irving ISD Tax Rolls (A.D. Jenkins) 64
6. Consider Approval of Continuation of the Current Board Goals (D. Galindo) 127
7. Consider Approval of Interlocal Agreement with Texas A&M Engineering Extension Service (TEEX) to Provide Student In-Class and Online Law Enforcement Training (A. Gomez/ Z. Moore) 129
8. Consider Approval of 2024-2025 Campus Improvement Plans (A. Gomez/ I. Little/ J. Estrada/ S. Peragine) 131
9. Consider Approval of the Renewal of Property and Casualty Insurance Coverage with Texas Association of School Boards (TASB) for FY2024-2025 (A. Witek/ K. Gilleland/ J. Pilgrim) 132
10. Consider Approval of the Final Guaranteed Maximum Price (GMP) for the Construction & Replacement of Farine Elementary (J. Pilgrim/ M. Zachary) 143
11. Consider Approval and Delegate Authority to the Superintendent or Her Designee to Negotiate, Award, and Enter into Cooperative Purchasing Agreements for Testing and Balancing Services (J. Pilgrim/ M. Zakhary) 147
12. Consider Approval of Award for Request for Quote (RFQ) #25B-04-897 for the Purchase of Fine Arts Instruments & Equipment Upgrades (J. Pilgrim/ G. Johnson/ D. Delgado) 151

13. Consider Approval of the Renewal of Award for Request for Proposal (RFP) #22-14-737 for the Purchase of Grocery and General Retail/ Wholesale Merchandise and Supplies (J. Pilgrim)	156
14. Consider Approval of Award for Request for Proposal (RFP) #25-04-922 for the Purchase of Comprehensive Marketing Services (J. Pilgrim)	160
15. Consider Approval of Award for Request for Proposals (RFP) #25-03-884, (RFP) #25-09-884, and (RFP) #25-12-884 for the Purchase of Special Education Products, Platforms, and Services (J. Pilgrim/ L. Castillo)	164
16. Consider Approval of the Renewal of Award for Request for Proposal (RFP) #23-07-860 and (RFP) #23-07-860 (A), for the Purchase of Audio-Visual Services (J. Pilgrim/ A. McQuarters)	169
17. Consider Approval of Renewal of Award for Request for Proposal (RFP) #23-10-914 for the Purchase of Automotive Parts and Related Supplies (J. Pilgrim/ A. Smith)	173
18. Consider Approval of the Purchase of School Buses for the 2024-2025 School Year (J. Pilgrim/ A. Smith)	178
19. Consider Approval of Award for Request for Proposal (RFP) #25-10-916 for the Purchase of Refrigerated Trucks, Service Trucks, and Delivery Cargo Vans (J. Pilgrim/ A. Smith)	184
20. Consider Approval of Award for Request for Proposal (RFP) #25-15-914 for the Purchase of Interior/Exterior Door Supplies and Repair (J. Pilgrim/ A. Smith)	189
21. Consider Approval of the Renewal of Award for Request for Proposal (RFP) #22-15-087 for the Purchase of STEAM Coding, Robotics Kits (J. Pilgrim/ L. Castillo)	194
22. Consider Acceptance of Gifts and Donations to the District (F. Natividad)	199
B. Consider Approval of First and Final Reading of Revisions to Local Policy DH (LOCAL) (J.C. Martinez/ W. Nute)	202
C. Consider Approval of Resolution Regarding TEA Ed-Fi Implementation (W. Nute/ D. Galindo)	209

#### IV. **OTHER BUSINESS**

##### A. Written Reports

##### 1. Division Reports

a. Business Services	3	213
----------------------	---	-----

- Total Tax Collections
- Payroll
- Investment Earnings
- Quarterly Investment Report

b. Support Services

228

- Monthly Maintenance Work Order Summary Report for September (A. Smith/S. Andrews)

c. Human Resources

V. **EXECUTIVE SESSION** - The Board may Recess the Open Meeting and Reconvene in a Closed Meeting Pursuant to the Following Sections of the Texas Government Code and as Authorized by Sections 551.071-551.076 and 551.082-551.084 Therefore of

A. Section 551.071 - To Seek the Advice of the Board's Attorney About:

1. Pending or Contemplated Litigation, Settlement Offer, or Matter Under Investigation.
2. A Matter in Which the Professional Duty of the Attorney to the Board Conflicts with the Applicable Provisions of the Texas Open Meetings Act.

B. Section 551.072 - To Deliberate the Purchase, Exchange, Sale, Lease or Value of Real Property if such Deliberation in Open Session Would have a Detrimental Effect on the Board's Position in Negotiations with a Third Party.

C. Section 551.074 - To Deliberate the Appointment, Employment, Resignation, Evaluation, Reassignment, Proposed Nonrenewals, Termination, Duties, Discipline, or Dismissal of a Public Officer or Employee; or to Hear a Complaint or Charge Against an Officer or Employee.

VI. **RECONVENE** from Closed Meeting for Action Relative to Items Covered in Such Meeting.

- A. Consider Action by the Board Related to Pending or Contemplated Litigation, Settlement Offer, or Matter Under Investigation.
- B. Public Comments - Individuals Wishing to Address the Board or Make Comments Regarding Issues Not on the Agenda will be Heard at this Time.

VII. **ADJOURNMENT**

**SPECIAL RECOGNITION**  
**October 21, 2024**

**TEACHER OF THE MONTH**  
**October 2024**

Ms. Michelle Altamirano has a passion for early childhood learning. Her expertise and high expectations for student success are evidenced in the remarkable academic outcomes of her students. Every year Ms. Altamirano's data demonstrates that she encourages students to work hard and make measurable improvements. Her students love coming to school, and they are very fortunate to have Ms. Altamirano as their teacher. She truly ignites a passion for learning in her students and her team members at Pierce Early Childhood School!

Her unwavering commitment to excellence makes her an invaluable asset to Pierce Early Childhood School, inspiring all who have the privilege of working with her.

Congratulations, Ms. Michelle Altamirano, on being Irving ISD's October Teacher of the Month!

**SPECIAL RECOGNITION**  
**October 21, 2024**

**EMPLOYEE OF THE MONTH**  
**October 2024**

Ms. Rhonda Jones goes above and beyond to make certain our vendors are paid in a timely manner. Her diligence and promptness are exemplary, ensuring no detail is overlooked, and every payment is processed with precision. She not only works with vendors but also with staff at all campuses to make sure the district invoices are paid. Her ability to coordinate effectively across multiple departments demonstrates her strong organizational skills and unwavering dedication to her role. Ms. Jones's efforts significantly contribute to the smooth financial operations of our district, making her an indispensable part of our team.

We are incredibly thankful to have Ms. Jones in the Business Office and at Irving ISD. Her commitment and hard work not only enhance our operational efficiency but also foster a positive and collaborative workplace. Ms. Jones's presence is truly a blessing, and we deeply appreciate her invaluable contributions to our team.

Congratulations, Ms. Rhonda Jones, on being Irving ISD's October Employee of the Month!

**SPECIAL RECOGNITION**  
**October 21, 2024**

**GUEST EDUCATOR OF THE MONTH**  
**October 2024**

The Clifton Early Childhood team is delighted to nominate Mrs. Patty Vaughan for Guest Educator of the Month. Having returned to our campus as a retired teacher, she has once again demonstrated her unwavering dedication to student learning. Her deep love for children is evident in every interaction, and her ability to seamlessly step into any classroom and deliver effective, engaging instruction is truly remarkable.

With her extensive knowledge of pre-kindergarten and early learning, she enriches our students' educational experiences and provides invaluable support to both students and staff. Her commitment to fostering a positive and effective learning environment is evident to everyone on campus, making her a very deserving candidate for this honor and a beloved and highly respected member of our community.

Congratulations, Mrs. Patty Vaughan, on being Irving ISD's October Employee of the Month!



**SPECIAL RECOGNITION**  
October 21, 2024

**TOPIC:** Recognition of Irving Independent School District School Principal's Month

**SUBMITTED BY:** Ahna Gomez, Chief of Schools

**BACKGROUND:** Each October, principals are recognized as a show of appreciation for the hard work and dedication that they demonstrate on a daily basis.

**SPECIAL RECOGNITION**  
**October 21, 2024**

**TOPIC: Acknowledgement of National Recognition Program recipients**

**SUBMITTED BY: Julie Soberanis, Director of Guidance, Counseling & College Readiness**

**BACKGROUND:**

In August 2024, College Board awarded thousands of students from across the country with academic honors through the annual [National Recognition Programs](#), available to students on BigFuture.org. The programs celebrate underrepresented students who excel academically on College Board assessments, including PSAT/NMSQT<sup>®</sup>, PSAT<sup>™</sup> 10, and AP<sup>®</sup> Exams. The awards aren't only a chance for school communities to celebrate. Many colleges intentionally recruit awardees through College Board's Student Search Service<sup>™</sup>.

High-achieving students from all 50 states and U.S. territories were eligible for the five programs: National African American Recognition Program, National Hispanic Recognition Program, National Indigenous Recognition Program, National Rural and Small Town Recognition Program, and for the first time, the National First-Generation Recognition Program. Students from Irving, MacArthur and Nimitz will be recognized.

**IRVING INDEPENDENT SCHOOL DISTRICT**  
**WORK SESSION - BOARD OF TRUSTEES**  
**5:00 P.M.**  
**2621 W. Airport Freeway, Irving, Texas, 75062**  
**Monday, September 16, 2024**

Call to Order The work session was called to order by President Dr. Rosemary Robbins at 5:06 p.m.

MEMBERS  
PRESENT: Dr. Rosemary Robbins, President  
AD Jenkins, Vice President  
Michael Kelley, Secretary  
Mary Richarte  
Michael Kelley  
Lisa Lobb  
Randy Randle  
Nuzhat Hye

ABSENT: Magda Hernandez, Superintendent

ALSO  
PRESENT: Fernando Natividad, Finance and Federal/State Programs  
Dorian Galindo, Chief of Staff  
Andre Smith, Chief of Administrative Services Wesley Nute, District General Counsel  
Cher Elzy, Tax Collector  
Liesl Payne, Executive Director of Adult Learning, Employee Wellness and Community Engagement  
Katie Gilleland, Executive Director of Human Resources  
Jorge Acosta, Director of Human Resources  
Lisa Hill, Director of Human Resources  
Emilio Morlett, Investigator  
Ernest Rivera, HR Generalist  
Mahdia Lalee, Director of Business Office  
Mieisha Runnels, Business Office  
Kevin Dodge, Safety & Security  
Jennifer McKee, Director of Early Childhood  
Bel Williams, Executive Director of Intervention Services  
Jose Villasenor, Employee Wellness  
Martiza Villa, Director of Student Assessment  
Gabriella Johnson, Purchasing Bond  
Kristina Feldner,  
Erika Pedroza, MarCom  
Morad Zakhary, Bond Office  
Karen Gae, Bond  
Marco Hinojosa, Transportation  
Rachel Taylor, Special Ed  
Deanna Terrell, Data Governance  
Renee Merritt, MacArthur  
Geroge Cuba, Singley  
Jerome Pilgrim, Director of Purchasing  
Jenmy Alvarado, POD  
Eddie Valtierra, Tech Services  
Litzzy Ambrocio, School Leadership  
Laura Marquez, School Operations

VISITORS:

Special  
Recognition

Discussion of  
Regular Board  
Meeting Agenda  
Matters

Receive Presentation on Irving Independent School District 2023-2024 School Year Climate Survey Results

Receive Presentation on Irving Independent School District State Assessment Results

Discussion took place on September 16, 2024, Regular Meeting Agenda matters.

Executive Session

Go into Executive Session at 5:16 pm

- A. Section 551.071 - To seek the advice of the Board's attorney about:
1. Pending or Contemplated Litigation, Settlement Offer, or Matter Under Investigation
  2. A Matter in Which the Professional Duty of the Attorney to the Board Conflicts with the Applicable Provisions of the Texas Open Meetings Act.

B. Section 551.072 - To deliberate the purchase, exchange, sale, lease or value of real property if such deliberation in open session would have a detrimental effect on the Board's position in negotiations with a third party

C. Section 551.074 - To deliberate the appointment, employment, resignation, evaluation, reassignment, proposed non-renewals, termination, duties, discipline, or dismissal of a public officer or employee; or to hear a complaint or charge against an officer or employee.

Reconvene into Open Session at 6:54 pm

Adjournment

The work session adjourned at 6:58 pm

**IRVING INDEPENDENT SCHOOL DISTRICT  
REGULAR MEETING - BOARD OF TRUSTEES  
7:00 P.M.  
2621 W. Airport Freeway, Irving, Texas,  
75062 Monday, September 16, 2024**

Call to Order  
Regular Meeting

The meeting was called to order by President Dr. Rosemary Robbins at 7:00 p.m. She announced that a quorum was present and that the meeting had been duly called, and that notice of the meeting had been posted in accordance with the Texas Open Meetings Act, Texas Government Code Chapter 551.

MEMBERS Dr. Rosemary Robbins, President

PRESENT: A.D. Jenkins, Vice President  
Michael Kelley Secretary  
Mary Richarte  
Lisa Lobb  
Nuzhat Hye  
Randy Randle

ABSENT: Dr. Rosemary Robbins

ALSO Magda Hernandez, Superintendent

PRESENT: Dr. Juan Carlos Martinez, Deputy Superintendent School Operations  
Fernando Natividad, Finance and Federal/State Programs  
Dorian Galindo, Chief of Staff  
Andre Smith, Chief of Administrative Services Wesley Nute, District General Counsel  
Cher Elzy, Tax Collector  
Liesl Payne, Executive Director of Adult Learning, Employee Wellness and Community Engagement  
Katie Gilleland, Executive Director of Human Resources  
Jorge Acosta, Director of Human Resources  
Emilio Morlett, Director of Human Resources  
Mahdia Lalee, Director of Business Office Mieisha Runnels, Business Office  
Kevin Dodge, Safety & Security  
Martiza Villa, Director of Student Assessment  
Gabriella Johnson, Purchasing Bond  
Kristina Feldner,  
Erika Pedroza, MarCom  
Morad Zakhary, Bond Office  
Karen Gae, Bond  
Jerome Pilgrim, Director of Purchasing  
Sammy Andrews, Director of Facilities and School Support Services  
Litzzy Ambrocio, School Leadership  
Laura Marquez, School Operations

VISITORS: Cedric Bouligny, 1620 John Smith.

The invocation was given by Reverend, Joshua Hanchett, from the Potter's house. The pledges to the flags were led by Keyes ES.

Recognition of  
Teacher of the  
Month

Mrs. Nuzhat Hye recognized - Bethany Vaughan, PreK 3 ESL, Teacher at Clifton Early Childhood, as teacher of the month.

Recognition of

Mr. Michael Kelley recognized Ana Maturino, Parent Liaison at Farine ES

Employee of the Month as Employee of the month.

Recognition of Guest Educator of the Month Ms. Mary Richarte recognized- Roxanne Gamez, nominated by Townley ES, as Guest Educator of the Month.

Public Comment

Motion was made by Michael Kelley, seconded by Lisa Lobb, to approve the Consent Agenda as follows:

1. Approval of Minutes of August 19, 2024
2. Approval of Financial Statement for July 2024
3. Approval of Irving ISD Partial Tax Rolls for 2024
4. Approval of the Supplements to Irving ISD Tax Rolls
5. Resolution to Approve Designated Hazardous Route Serving Lee Elementary School
6. Approval of the 2024-2025 T-TESS (Texas Teacher Evaluation & Support System) List of Updated Approved Appraisers
7. Approval of First and Final Reading of Revisions to Local Policies FDA (LOCAL) and FDB (LOCAL)
8. Approval of the Final Guaranteed Maximum Price for the Construction & Replacement of Crockett Middle School
9. Approval of the Final Guaranteed Maximum Price for the Construction & Replacement of Barton Elementary
10. Approval of Award for Request for Qualifications (RFQ) #24B-13-600 for Test & Balance and/or Commissioning Service
11. Approval of the Renewal of Award for Request for Qualifications (RFQ) #22-113-735 for Bond Attorney – Legal Services for 2023 Bond Program.
12. Approval of the Renewal of Award for Request to Proposal (RFP) #23-12-600 for the Purchase of Security Sensors, Beacons, and Related Services
13. Approval of Award for Request for Proposal (RFP) #23-13-600 for the Purchase of Security Sensors, Beacons, and Related Services
14. Approval of Award for Request for Proposal (RFP) #25-02-859 for the Purchase of K-Management Tools
15. Approval of Report to Irving ISD Board of Trustees for 2023-2024 Management Fees Under Certain Cooperative Purchasing Contracts
16. Acceptance of Gifts and Donations to the District

Motion passes 7-0

Announcements  
Administration

Superintendent absent

Announcements  
Board

*Lisa Lobb – The board of trustees will attend txEDCON, a key educational conference for school boards and administrators. As dedicated but unpaid trustees, we are committed to serving the students of Irving ISD. During the delegate assembly, we will address important advocacy matters for public education in Texas, especially given the challenges we face with state officials. We are proud to represent Irving ISD and support public education.*

*Mary Richarte – I was able to attend the groundbreaking at Crockett, which was special to me since that's where my son went to school. I'm excited to see how it will turn out. I also attended my first football game and really enjoyed it! Additionally, I participated in the monthly personnel recognition for Townley, Clifton, and Irving, and it's always a joy to surprise these employees. Thank you to all the nurses in this school district. Lastly, I'm happy to announce I'm officially a grandmother.*

*Randy Randle – Mentioned all IISD offers that Charter Schools and Private Schools don't offer. What we voted on tonight like day school for the Deaf, testing services with the College Board, Homebound instruction, HeadStart programs for PreK, Campus instruction for bullying, drug and alcohol prevention programs, multicultural programs, new construction which will increase what we can do for our students, Facility Maintenance contracts, Transportation contracts to make sure our students get to school safely, SRO contracts, as well as emergency medical services. He feels we did a good job for our kids in the City of Irving.*

*Michael Kelley – I attended my first high school golf tournament and had a great time. The weather was nice, and everything was enjoyable!*

*AD Jenkins – I also attended the Crockett groundbreaking and what's exciting about that is that the 6 graders were able to see the groundbreaking and they will also see the ending result as 8<sup>th</sup> graders, that was incredible. We as board members dedicate a lot of time learning and growing at some learning sessions for strategic planning and education purposes. There's a lot of things we do to make each other better and to serve the district in a better way. Also, I would like to mention I became a grandfather for the second time on the same day as Trustee Richarte.*

*Dr. Rosemary Robbins – It's a real pleasure to work with all of you—Cabinet, the board, and everyone else. This is a special place to be, and even with the challenges we face, I wouldn't want to work anywhere else. I'm grateful for the board, the staff, and our superintendent. Thank you!*

*Nuzhat Hye: I'm honored to be part of the recognition at Clifton and Townley Elementary School. Thank you all for everything you do!*

*Randy Randle: I attended a couple of football games, and the students are playing hard—I've seen a few wins! Last weekend was Nimitz's homecoming, and they had a wonderful celebration. Since my wife and I are Nimitz alumni, we stopped by the tailgate. Next year will be my 50th reunion for Nimitz High School!*

Adjournment

There being no further business, the meeting was adjourned at approximately 7:50 P.M.

**CONSENT ACTION ITEM**  
10/21/2024

**TOPIC:** Consider Approval of Unaudited Financial Statement for August 2024

**SUBMITTED BY:** Fernando Natividad; Chief Financial Officer

**BACKGROUND:** The monthly preparation of the financial statement is to provide information about the financial position, performance, and changes in financial position of the district, which can be useful to the Board of Trustees, management, and other stakeholders in making economic decisions.

**ADMINISTRATIVE RECOMMENDATION:** The Administration recommends that the Board approve the Unaudited Financial Statements for August 2024.

**RECOMMENDED BOARD MOTION:** I move the Board to approve the Unaudited Financial Statements for August 2024.

**Attachments:**

1. Summary Memo from Mahdia Lalee to Fernando Natividad
2. Graphic Presentation of Expenditures and Fund Balance
3. Expenditures and Revenue Report for All Funds
4. Balance Sheet Reports for General Operating, Food Service and Debt Service Funds

Date: October 21, 2024  
To: Fernando Natividad, Chief Financial Officer  
From: Mahdia Lalee, Director of Business Operations  
Subject: Financial Statements for August 2024

---

## **General Operating Fund**

### Revenue:

Total revenue and other sources for the General Operating Fund through August were \$331,907,552 or 100.2% of budget, compared to \$340,501,163 or 101.8% of budget last year, a decrease of \$8,593,611.20 or 2.5%. This decrease is attributed to the following item:

- Local Resources totaled \$151,961,071 compared to \$182,863,220 last year, a decrease of \$30,902,149.
- State Resources totaled \$167,096,317 compared to \$141,359,047 last year, an increase of \$25,737,270.

### Expenditures:

Total expenditures and other uses for the General Operating Fund through August were \$319,072,476 or 94.5% of budget, compared to \$324,816,674 or 93.8% of budget last year, a decrease of \$5,744,198 or 1.77%. the decrease is attributed to the following:

- Function 11 – totaled \$188,507,840 or 99.1% of budget, compared to \$194,199,983 last year, a decrease of \$5,692,143. It's a combination of expenses throughout categories.

## **Food Service Fund**

### Revenue:

Total revenue and other sources for the Food Service Fund through August were \$25,597,929 or 102.6% of budget compared to \$28,495,212 or 112.7% of budget last year, a decrease of \$2,897,283 or 10.2%.

- Federal Resources totaled \$23,064,723 compared to \$25,566,779 last year, a decrease of \$2,502,056.

### Expenditures:

Total expenditures and other uses for the Food Service Fund through August were \$26,066,525 or 92.9% of budget, compared to \$24,284,526 or 102.4% of budget last year, an increase of \$1,781,998 or 7.3%. The increase in total expenditures was attributed to the following item:

- Function 35 – This increase is a combination of a collective increase in payroll, food and supplies, as well as capital assets purchased in the current year versus last year.

## **Debt Service Fund**

### Revenue:

Total revenue and other uses for the Debt Service Fund through August were \$62,269,911 compared to \$47,141,152 last year, an increase of \$15,128,759. This increase is attributed to:

- Local Resources totaled \$57,793,046 compared to \$45,952,848 last year, an increase of \$11,840,198.

### Expenditures:

Total expenditures and other uses for the Debt Service Fund through August were \$61,005,275 compared to \$45,549,658 last year, an increase of \$15,455,617. This increase is attributed to:

- 2023 Semi-Annual Bond interest and principal payments.

## **Special Revenue Funds**

Special Revenue Funds are used to account for the proceeds of special revenue sources (other than tax assessments, major capital projects, etc.) that are legally restricted to expenditures for specified purposes, such as special education grants.

### Revenue:

Total revenue and other uses for the Special Revenue Fund through August were \$68,555,912 compared to \$65,548,385 last year, an increase of \$3,007,526. This increase is attributed to:

- State Program Revenue totaled \$5,120,071 compared to \$2,312,709 last year, an increase of \$2,807,362.

### Expenditures:

Total expenditures and other uses for the Special Revenue Fund through August were \$67,845,429 compared to \$83,596,125 last year, a decrease of \$15,750,696.

- The decrease is attributed to less expenditure from special revenue funds.

## **Capital Projects Funds**

### Revenue:

Total revenue and other uses for the Capital Project Fund through August were \$19,736,977 compared to \$1,204,345 last year. This is attributed to the 2023 bonds.

### Expenditures:

Total expenditures and other uses for the Capital Project Fund through August were \$47,600,322 compared to \$6,639,555 last year, an increase of \$40,960,767. The increase is attributed to the 2023 bond and current ongoing projects.

## Proprietary Funds

Irving ISD maintains the following Internal Service Funds: Workers' Compensation, Unemployment, Science Refurbishment, and Print Shop Service Center.

### Revenue:

Total revenue and other sources for the Proprietary Fund through August were \$2,708,298 or 85.2% of budget compared to \$2,082,292 or 82.7% of budget last year, an increase of \$626,006. The increase in total revenue is attributed to the following item:

- Interfund transfer of \$700,000 to the Risk Management fund to cover the TASB costs for the 23-24 fiscal year.

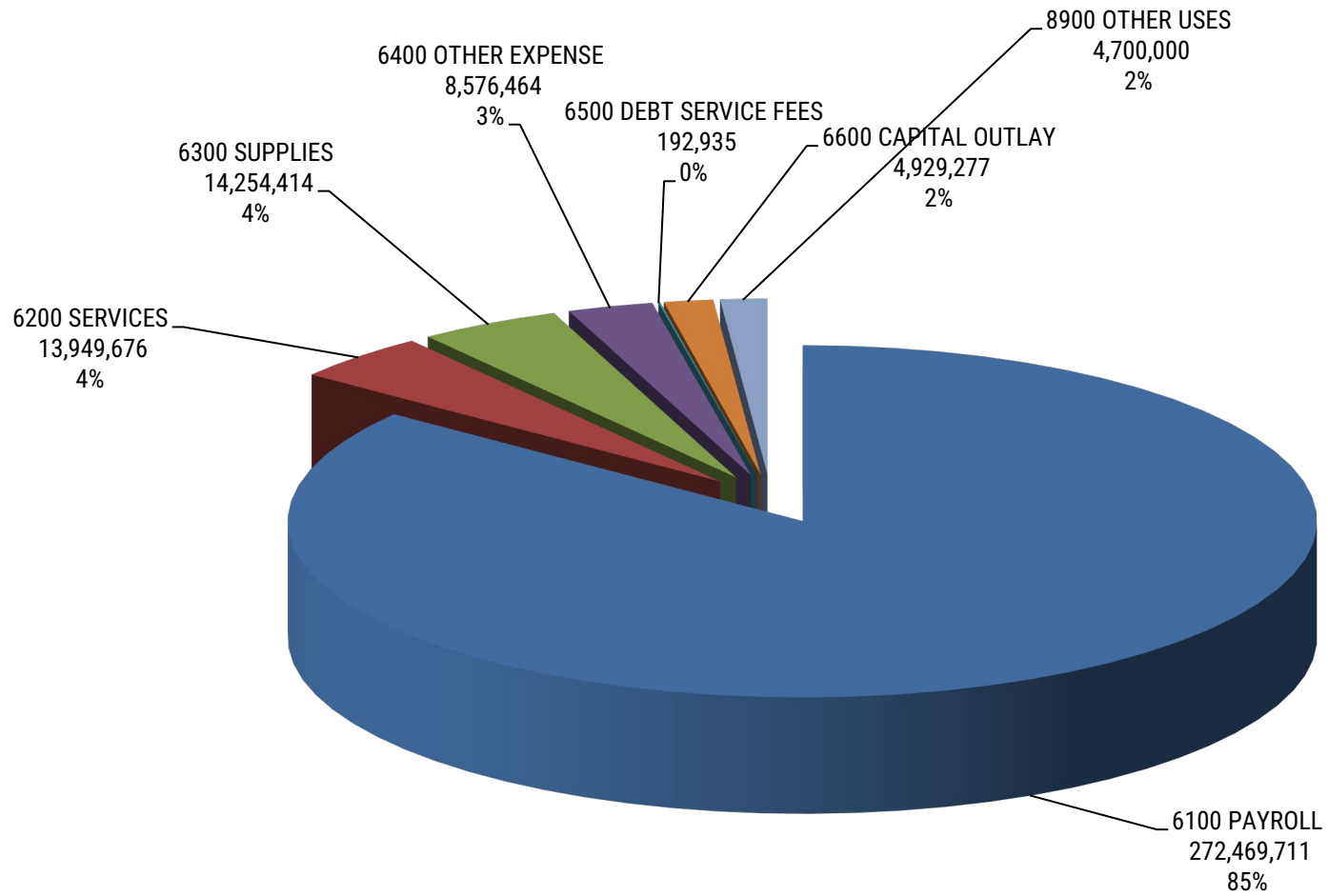
### Expenditures:

Total expenditures and other uses for the Proprietary Fund through August were \$2,940,236 or 84.2% of budget, compared to \$1,641,128 or 65.2% of budget last year, an increase of \$1,299,108. The increase in total expenditures was attributed to the following item:

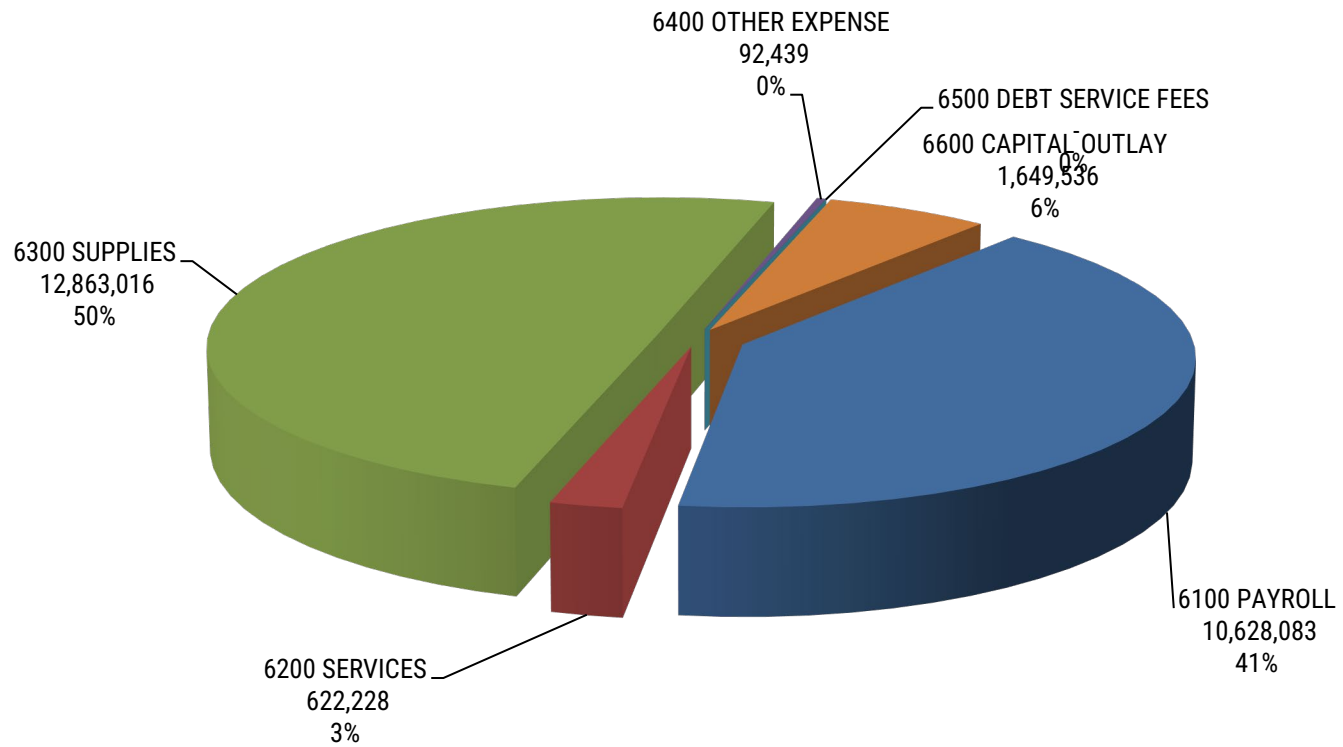
- Starting 23-24 Fiscal year the district has contracted TASB for worker's compensations, the increase is attributed to worker's compensation claims year over year.

As of August 31, 2024, total net assets for all the Internal Service Funds were \$1,506,408 with science refurbishment fund having a negative net position.

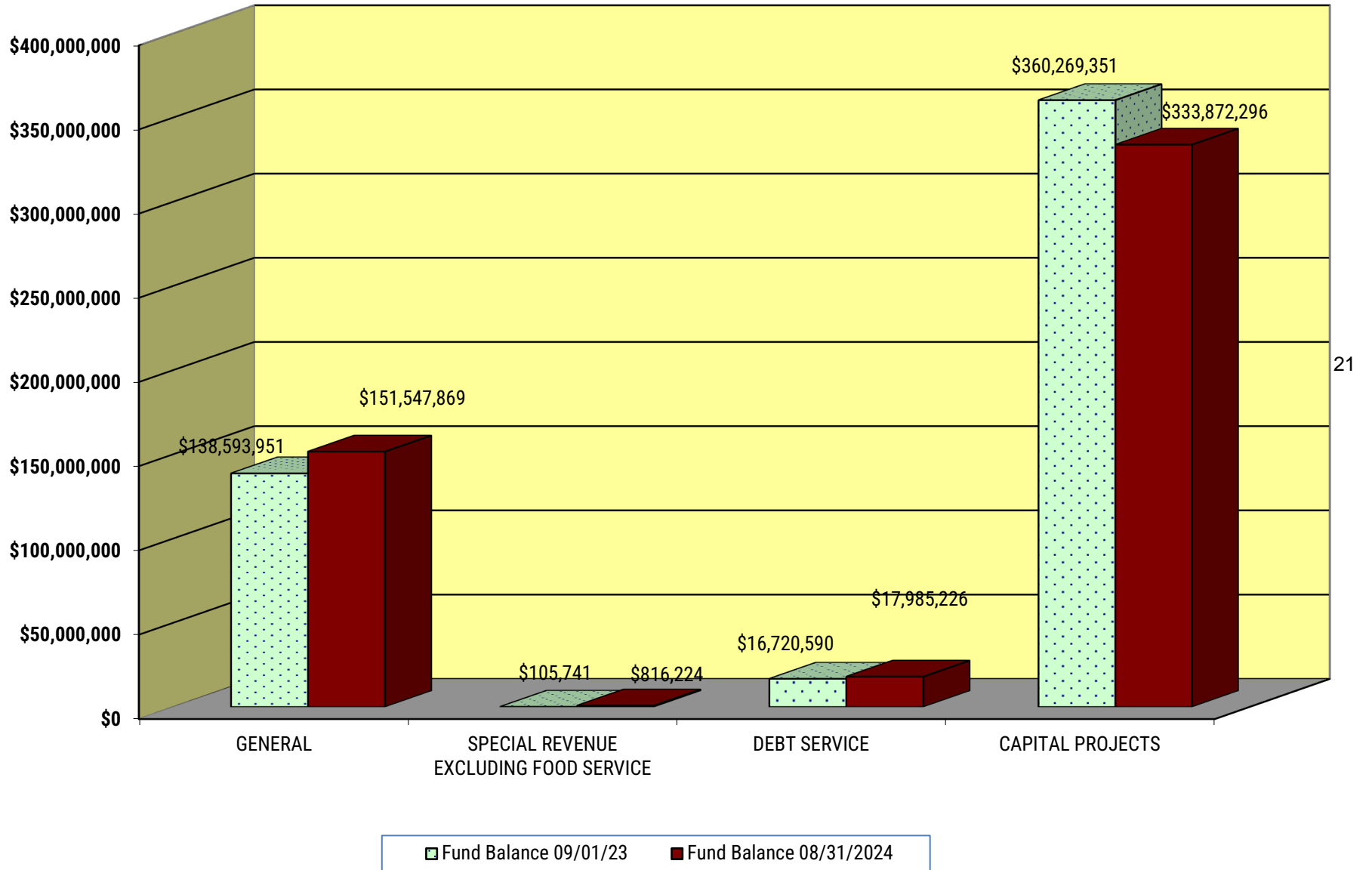
# General Operating Fund YTD Actual Expenditures August 31, 2024



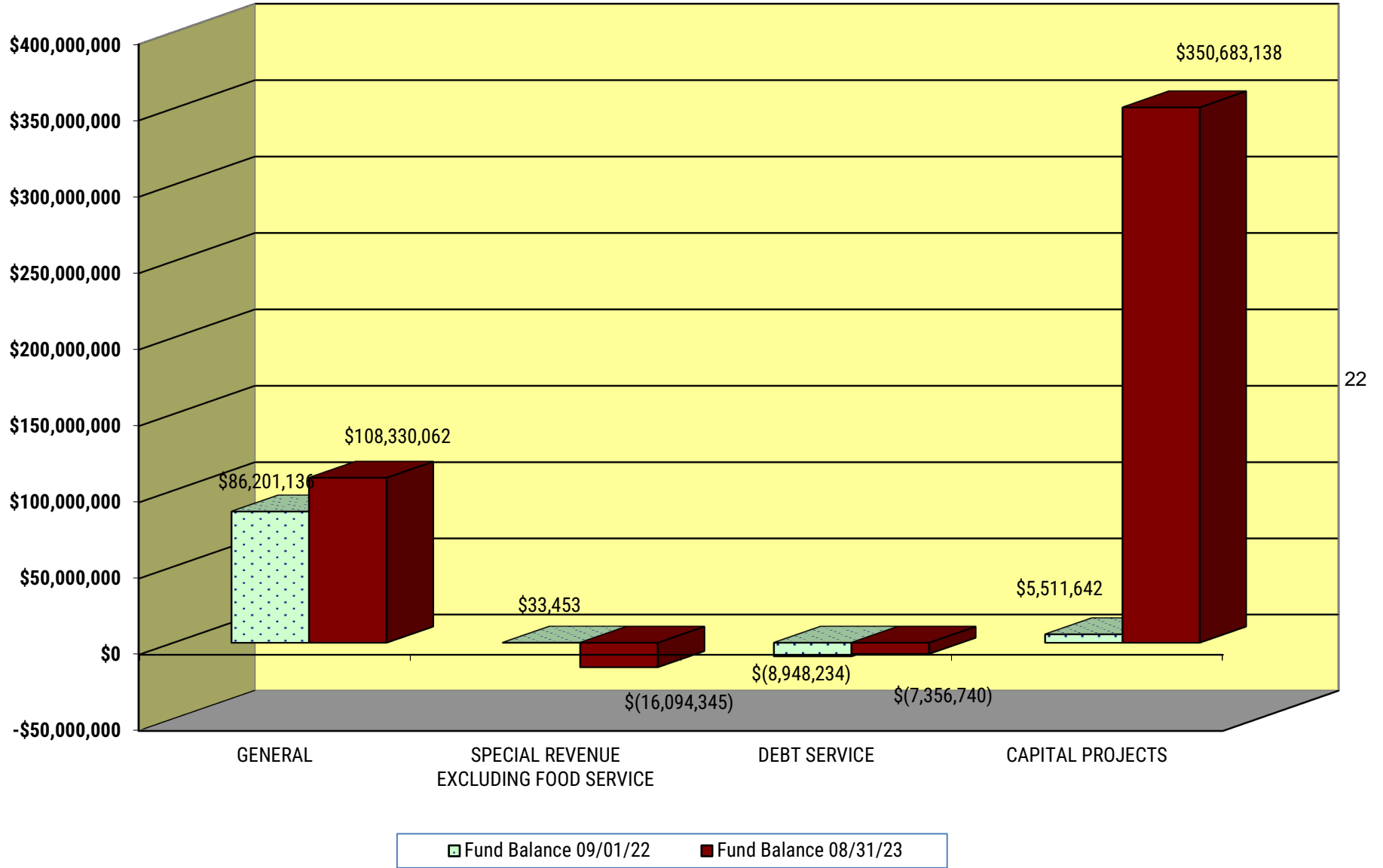
# Food Service Fund YTD Actual Expenditures August 31, 2024



## Comparative Fund Balances August 31, 2024



### Comparative Fund Balances August 31, 2023



**IRVING INDEPENDENT SCHOOL DISTRICT**  
**COMPARISON OF GENERAL OPERATING BUDGET & ACTUAL**  
**August 31, 2024**

	CURRENT YEAR						PRIOR YEAR		
	09/01/2023 to 08/31/2024			08/24 MTD	(OVER) UNDER		09/01/2022 to 08/31/2023		
	BUDGET	ACTUAL	%YTD	ACTUAL	%MTD	YTD BUDGET	BUDGET	ACTUAL	%YTD
<b>REVENUE</b>									
<b>LOCAL RESOURCES:</b>									
5711 TAXES CURRENT YEAR	165,491,762	140,213,014	84.7%	(255,549)	-0.2%	25,278,748	172,678,620	169,381,555	98.1%
5712 DELINQUENT TAXES	245,542	(2,178,797)	-887.3%	43,624	17.8%	2,424,339	256,205	34,661	13.5%
5719 OTHER TAX RELATED REVENUE	480,000	1,565,353	326.1%	66,423	13.8%	(1,085,353)	500,000	1,762,732	352.5%
TOTAL TAXES	166,217,304	139,599,569	84.0%	(145,502)	-0.1%	26,617,735	173,434,825	171,178,948	98.7%
5735 SUMMER SCHOOL	-	8,840	--	1,650	--	(8,840)	-	17,498	--
5738 PARKING FEES	4,500	4,712	104.7%	2,038	45.3%	(212)	4,500	2,623	58.3%
5739 OTHER TUITION AND FEES	200,000	399,023	199.5%	14,019	7.0%	(199,023)	200,000	400,534	200.3%
5742 INVESTMENT EARNINGS	250,000	8,555,299	3422.1%	523,755	209.5%	(8,305,299)	500,000	6,196,296	1239.3%
5743 RENTAL OF FACILITIES	70,000	38,050	54.4%	2,315	3.3%	31,950	70,000	36,496	52.1%
5744 GIFTS AND BEQUESTS	173,340	72,374	41.8%	11,500	6.6%	100,965	288,056	157,842	54.8%
5745 NET INSURANCE RECOVERY	200,000	2,671	1.3%	-	0.0%	197,329	200,000	1,601,349	800.7%
5746 TIF TAXES COLLECTED	-	-	--	-	--	-	-	-	--
5749 MISCELLANEOUS REVENUE	500,000	1,353,796	270.8%	48,705	9.7%	(853,796)	761,007	1,446,713	190.1%
5752 ATHLETIC	-	203,915	--	10,495	--	(203,915)	-	200,276	--
5755 ACTIVITY FUND RECEIPTS	1,701,493	943,845	55.5%	15,832	0.9%	757,649	1,706,221	895,350	52.5%
5766 CONCURRENT ENROLLMENT	50,000	101,000	202.0%	-	0.0%	(51,000)	50,000	52,000	104.0%
5767 IRVING SCHOOL FOUNDATION	200,230	190,021	244.0%	(2,385)	-1.2%	(287,956)	117,176	202,059	172.4%
5769 REVENUE FROM INTERMEDIATE	200,000	487,956	348.3%	-	0.0%	(8,811,940)	200,000	475,236	237.6%
TOTAL OTHER LOCAL RESOURCES	3,549,562	12,361,502	348.3%	627,924	17.7%	(8,811,940)	4,096,961	11,684,271	285.2%
TOTAL LOCAL RESOURCES	169,766,866	151,961,071	89.5%	482,421	0.3%	17,805,795	177,531,786	182,863,220	103.0%
<b>STATE RESOURCES:</b>									
5811 PER CAPITA	-	11,828,728	--	1,469,951	--	(11,828,728)	7,224,195	18,331,462	253.8%
5812 FOUNDATION ENTITLEMENTS	137,450,419	138,934,280	101.1%	21,704,841	15.8%	(1,483,861)	119,852,633	106,194,492	88.6%
5819 STATE	-	-	--	-	--	-	-	-	--
5829 TEA/NON-FOUNDATION REVENUE	-	92,121	--	91,590	--	(92,121)	-	4,468	--
5831 STATE TRS ON-BEHALF	12,500,000	16,241,188	129.9%	1,430,758	11.4%	(3,741,188)	16,800,000	16,828,625	100.2%
TOTAL STATE RESOURCES	149,950,419	167,096,317	111.4%	24,697,140	16.5%	(17,145,898)	143,876,828	141,359,047	98.3%
<b>FEDERAL RESOURCES:</b>									
5929 FEDERAL REVENUE-TEA DISTR.	4,000,000	5,710,066	142.8%	2,520,202	63.0%	(1,710,066)	8,500,000	5,666,793	66.7%
5931 SHARS REIMBURSEMENT	4,350,000	4,000,317	92.0%	9,314	0.2%	349,683	4,350,000	5,446,019	125.2%
5939 CHILD & ADULT CARE PROGRAM	-	-	--	-	--	-	-	9,525	--
5946 BABS SUBSIDY	-	-	--	-	--	-	-	-	--
5949 ROTC	250,000	269,826	107.9%	-	0.0%	(19,826)	250,000	282,243	112.9%
5959 SHARED SERVICE ARRANGEMENT	-	2,738	--	-	--	-	-	3,689	--

--23

**IRVING INDEPENDENT SCHOOL DISTRICT**  
**COMPARISON OF GENERAL OPERATING BUDGET & ACTUAL**  
**August 31, 2024**

	CURRENT YEAR						PRIOR YEAR		
	09/01/2023 to 08/31/2024			08/24 MTD	(OVER) UNDER		09/01/2022 to 08/31/2023		
	BUDGET	ACTUAL	%YTD	ACTUAL	%MTD	YTD BUDGET	BUDGET	ACTUAL	%YTD
TOTAL FEDERAL RESOURCES	8,600,000	9,982,948	116.1%	2,529,893	29.4%	(1,382,948)	13,100,000	11,408,269	87.1%
<b>OTHER SOURCES:</b>									
7912 SALE OF FIXED ASSETS	-	17,200	--	-	--	(17,200)	-	172,408	--
7913 LEASE/PURCHASE PROCEEDS	-	-	--	-	--	-	-	88,705	--
7915 INTERFUND TRANSFERS IN	2,850,016	2,850,016	100.0%	-	0.0%	-	-	-	--
7918 SPECIAL ITEMS	-	-	--	-	--	-	-	-	--
7949 SBITA PROCEEDS	-	-	--	-	--	-	-	4,609,516	--
TOTAL OTHER REVENUE SOURCES	2,850,016	2,867,216	100.6%	-	0.0%	(17,200)	-	4,870,629	--
<b>TOTAL GENERAL OPERATING REVENUE:</b>	<b>331,167,302</b>	<b>331,907,552</b>	<b>100.2%</b>	<b>27,709,454</b>	<b>8.4%</b>	<b>(740,250)</b>	<b>334,508,614</b>	<b>340,501,163</b>	<b>101.8%</b>

**IRVING INDEPENDENT SCHOOL DISTRICT**  
**COMPARISON OF GENERAL OPERATING BUDGET & ACTUAL**  
**August 31, 2024**

	CURRENT YEAR						PRIOR YEAR		
	09/01/2023 to 08/31/2024			08/24 MTD	(OVER) UNDER		09/01/2022 to 08/31/2023		
	BUDGET	ACTUAL	%YTD	ACTUAL	%MTD	YTD BUDGET	BUDGET	ACTUAL	%YTD
<b>EXPENDITURES</b>									
<b>11 INSTRUCTION:</b>									
6100 PAYROLL	177,222,453	178,642,183	100.8%	14,668,695	8.3%	(1,419,730)	180,067,741	182,829,308	101.5%
6200 CONTRACTED SERVICES	1,288,268	1,232,054	95.6%	25,667	2.0%	56,214	1,626,091	1,782,117	109.6%
6300 SUPPLIES	8,270,198	5,586,265	67.5%	812,640	9.8%	2,683,933	8,767,653	5,696,671	65.0%
6400 OTHER EXPENSE	2,633,070	2,283,779	86.7%	71,943	2.7%	349,291	3,112,342	2,006,446	64.5%
6600 CAPITAL OUTLAY	766,867	763,558	99.6%	143,300	18.7%	3,309	24,211	1,885,440	7787.5%
TOTAL INSTRUCTION	190,180,857	188,507,840	99.1%	15,722,244	8.3%	1,673,017	193,598,037	194,199,983	100.3%
<b>12 LIBRARY:</b>									
6100 PAYROLL	4,567,137	4,038,845	88.4%	323,754	7.1%	528,292	4,517,684	4,541,152	100.5%
6200 CONTRACTED SERVICES	31,054	21,488	69.2%	600	1.9%	9,565	32,032	22,070	68.9%
6300 SUPPLIES	779,153	647,790	83.1%	27,479	3.5%	131,363	1,063,985	897,422	84.3%
6400 OTHER EXPENSE	53,366	28,164	52.8%	1,914	3.6%	25,201	38,909	28,888	74.2%
6600 CAPITAL OUTLAY	17,605	7,920	45.0%	5,783	32.8%	9,685	-	-	--
TOTAL LIBRARY	5,448,315	4,744,209	87.1%	359,530	6.6%	704,106	5,652,610	5,489,532	97.1%
<b>13 STAFF DEVELOPMENT:</b>									
6100 PAYROLL	2,985,787	2,678,136	89.7%	306,860	10.3%	307,651	6,681,847	3,411,858	51.1%
6200 CONTRACTED SERVICES	279,817	196,514	70.2%	(1,244)	-0.4%	83,303	478,926	378,123	79.0%
6300 SUPPLIES	516,371	82,449	16.0%	(192,133)	-37.2%	433,922	555,563	223,826	40.3%
6400 OTHER EXPENSE	464,324	412,268	88.8%	47,385	10.2%	52,056	700,108	560,630	80.1%
6500 DEBT SERVICE FEES	3,300	-	0.0%	-	0.0%	3,300	-	-	--
6600 CAPITAL OUTLAY	2,143	2,143	100.0%	-	0.0%	0	-	-	--
TOTAL STAFF DEVELOPMENT	4,251,742	3,371,510	79.3%	160,867	3.8%	880,232	8,416,444	4,574,437	54.4%
<b>21 INSTRUCTIONAL ADMINISTRATION:</b>									
6100 PAYROLL	6,027,011	5,998,258	99.5%	494,823	8.2%	28,753	7,200,459	6,217,102	86.3%
6200 CONTRACTED SERVICES	668,373	573,575	85.8%	22,645	3.4%	94,798	1,310,025	1,181,085	90.2%
6300 SUPPLIES	813,410	456,677	56.1%	(156,931)	-19.3%	356,734	772,487	590,039	76.4%
6400 OTHER EXPENSE	518,443	399,595	77.1%	70,628	13.6%	118,848	889,614	507,969	57.1%
6600 CAPITAL OUTLAY	23,511	20,296	86.3%	256	1.1%	3,214	500	-	0.0%
TOTAL INSTRUCTIONAL ADMINISTRATION	8,050,748	7,448,401	92.5%	431,421	5.4%	602,347	10,173,085	8,496,195	83.5%
<b>23 SCHOOL ADMINISTRATION:</b>									
6100 PAYROLL	19,793,484	19,243,278	97.2%	1,630,400	8.2%	550,206	19,811,543	19,676,392	99.3%
6200 CONTRACTED SERVICES	140,623	96,191	68.4%	12,692	9.0%	44,431	138,816	92,526	66.7%
6300 SUPPLIES	564,104	493,278	87.4%	102,258	18.1%	70,826	626,974	510,344	81.4%
6400 OTHER EXPENSE	686,696	605,664	88.2%	122,751	17.9%	81,032	756,157	697,106	92.2%

**IRVING INDEPENDENT SCHOOL DISTRICT  
COMPARISON OF GENERAL OPERATING BUDGET & ACTUAL  
August 31, 2024**

	CURRENT YEAR						PRIOR YEAR		
	09/01/2023 to 08/31/2024			08/24 MTD	(OVER) UNDER		09/01/2022 to 08/31/2023		
	BUDGET	ACTUAL	%YTD	ACTUAL	%MTD	YTD BUDGET	BUDGET	ACTUAL	%YTD
6600 CAPITAL OUTLAY	22,068	22,068	100.0%	7,687	34.8%	-	39,368	24,986	63.5%
TOTAL SCHOOL ADMINISTRATION	21,206,975	20,460,480	96.5%	1,875,787	8.8%	746,495	21,372,858	21,001,353	98.3%

**IRVING INDEPENDENT SCHOOL DISTRICT**  
**COMPARISON OF GENERAL OPERATING BUDGET & ACTUAL**  
**August 31, 2024**

	CURRENT YEAR						PRIOR YEAR		
	09/01/2023 to 08/31/2024			08/24 MTD			09/01/2022 to 08/31/2023		
	BUDGET	ACTUAL	%YTD	ACTUAL	%MTD	(OVER) UNDER YTD BUDGET	BUDGET	YTD ACTUAL	%YTD
<b>31 COUNSELING SERVICES:</b>									
6100 PAYROLL	14,359,118	14,831,097	103.3%	1,257,880	8.8%	(471,979)	16,201,906	14,483,954	89.4%
6200 CONTRACTED SERVICES	2,546,043	2,125,617	83.5%	185,812	7.3%	420,425	649,295	619,784	95.5%
6300 SUPPLIES	1,026,392	706,046	68.8%	40,884	4.0%	320,347	1,084,213	578,610	53.4%
6400 OTHER EXPENSE	139,670	115,319	82.6%	11,014	7.9%	24,350	150,985	137,823	91.3%
6600 CAPITAL OUTLAY	-	-	--	-	--	-	-	372,244	--
TOTAL COUNSELING SERVICES	18,071,222	17,778,079	98.4%	1,495,589	8.3%	293,143	18,086,398	16,192,414	89.5%
<b>32 ATTENDANCE SERVICES:</b>									
6100 PAYROLL	1,115,501	656,243	58.8%	38,679	3.5%	459,258	1,714,943	1,217,120	71.0%
6200 CONTRACTED SERVICES	3,680	4,340	117.9%	-	0.0%	(660)	5,112	5,587	109.3%
6300 SUPPLIES	-	-	--	-	--	-	87	-	0.0%
6400 OTHER EXPENSE	20	20	100.0%	-	0.0%	-	242	149	61.8%
TOTAL ATTENDANCE SERVICES	1,119,201	660,603	59.0%	38,679	3.5%	458,598	1,720,384	1,222,857	71.1%
<b>33 HEALTH SERVICES:</b>									
6100 PAYROLL	3,492,376	2,974,668	85.2%	(23,370)	-0.7%	517,708	3,513,812	3,116,340	88.7%
6200 CONTRACTED SERVICES	6,050	6,050	100.0%	1,467	24.3%	-	2,750	2,725	99.1%
6300 SUPPLIES	93,505	90,861	97.2%	2,121	2.3%	2,644	110,241	48,349	43.9%
6400 OTHER EXPENSE	6,626	6,425	97.0%	-	0.0%	201	6,886	6,234	90.5%
6600 CAPITAL OUTLAY	2,075	2,085	100.5%	10	0.5%	(10)	-	123,919	--
TOTAL HEALTH SERVICES	3,600,632	3,080,089	85.5%	(19,771)	-0.5%	520,543	3,633,689	3,297,566	90.7%
<b>34 PUPIL TRANSPORTATION:</b>									
6100 PAYROLL	8,603,443	8,168,904	94.9%	348,883	4.1%	434,539	7,825,097	5,897,345	75.4%
6200 CONTRACTED SERVICES	947,100	47,295	5.0%	(647,829)	-68.4%	899,805	165,120	252,643	153.0%
6300 SUPPLIES	480,278	116,804	24.3%	(73,144)	-15.2%	363,474	318,379	361,402	113.5%
6400 OTHER EXPENSE	309,987	274,618	88.6%	16,320	5.3%	35,369	245,802	245,230	99.8%
6600 CAPITAL OUTLAY	1,733,142	629,232	36.3%	267,015	15.4%	1,103,910	2,201,691	2,594,124	117.8%
TOTAL PUPIL TRANSPORTATION	12,073,950	9,236,853	76.5%	(88,754)	-0.7%	2,837,097	10,756,090	9,350,743	86.9%
<b>35 FOOD SERVICE:</b>									
6100 PAYROLL	741,065	578,753	78.1%	51,630	7.0%	162,312	500,569	536,767	107.2%
6300 SUPPLIES	-	-	--	-	--	-	-	-	--
6400 OTHER EXPENSE	220,000	-	0.0%	-	0.0%	220,000	220,000	6,292	2.9%
6600 CAPITAL OUTLAY	-	-	--	-	--	-	61	-	0.0%
TOTAL FOOD SERVICE	961,065	578,753	60.2%	51,630	5.4%	382,312	720,630	543,059	75.4%
<b>36 EXTRA-CURRICULAR ACTIVITIES:</b>									

**IRVING INDEPENDENT SCHOOL DISTRICT**  
**COMPARISON OF GENERAL OPERATING BUDGET & ACTUAL**  
**August 31, 2024**

	CURRENT YEAR						PRIOR YEAR		
	09/01/2023 to 08/31/2024			08/24 MTD		(OVER) UNDER	09/01/2022 to 08/31/2023		
	BUDGET	ACTUAL	%YTD	ACTUAL	%MTD	YTD BUDGET	BUDGET	ACTUAL	%YTD
6100 PAYROLL	4,423,565	4,508,215	101.9%	402,641	9.1%	(84,649)	4,033,839	4,006,142	99.3%
6200 CONTRACTED SERVICES	711,554	657,995	92.5%	11,261	1.6%	53,558	777,985	620,646	79.8%
6300 SUPPLIES	667,838	406,315	60.8%	34,391	5.1%	261,523	1,367,512	515,015	37.7%
6400 OTHER EXPENSE	1,262,931	1,278,093	101.2%	44,756	3.5%	(15,162)	1,473,109	1,269,633	86.2%
6600 CAPITAL OUTLAY	12,663	12,675	100.1%	8,480	67.0%	(12)	21,699	67,246	309.9%
TOTAL EXTRA-CURRICULAR ACTIVITIES	7,078,551	6,863,293	97.0%	501,528	7.1%	215,258	7,674,143	6,478,683	84.4%

**IRVING INDEPENDENT SCHOOL DISTRICT**  
**COMPARISON OF GENERAL OPERATING BUDGET & ACTUAL**  
**August 31, 2024**

	CURRENT YEAR						PRIOR YEAR		
	09/01/2023 to 08/31/2024			08/24 MTD	(OVER) UNDER		09/01/2022 to 08/31/2023		
	BUDGET	ACTUAL	%YTD	ACTUAL	%MTD	YTD BUDGET	BUDGET	ACTUAL	%YTD
<b>41 GENERAL ADMINISTRATION:</b>									
6100 PAYROLL	7,123,147	7,459,067	104.7%	662,693	9.3%	(335,920)	9,075,411	7,570,897	83.4%
6200 CONTRACTED SERVICES	2,136,094	1,518,052	71.1%	219,125	10.3%	618,042	1,801,367	1,201,813	66.7%
6300 SUPPLIES	2,047,653	1,274,191	62.2%	739,632	36.1%	773,462	1,240,224	507,278	40.9%
6400 OTHER EXPENSE	803,025	615,666	76.7%	54,041	6.7%	187,359	1,154,966	999,429	86.5%
6500 DEBT SERVICE FEES	-	70,267	--	-	--	(70,267)	-	-	--
6600 CAPITAL OUTLAY	573,411	535,791	93.4%	117,099	20.4%	37,620	-	535,765	--
TOTAL GENERAL ADMINISTRATION	12,683,329	11,473,032	90.5%	1,792,590	14.1%	1,210,297	13,271,969	10,815,183	81.5%
<b>51 MAINTENANCE:</b>									
6100 PAYROLL	15,723,020	16,314,646	103.8%	1,831,225	11.6%	(591,626)	15,903,204	15,804,820	99.4%
6200 CONTRACTED SERVICES	9,704,944	2,799,816	28.8%	(4,383,694)	-45.2%	6,905,127	9,794,929	4,328,512	44.2%
6300 SUPPLIES	3,221,271	3,152,171	97.9%	313,696	9.7%	69,100	3,633,443	3,379,753	93.0%
6400 OTHER EXPENSE	2,292,101	2,283,186	99.6%	12,221	0.5%	8,915	1,910,228	1,628,183	85.2%
6500 DEBT SERVICE FEES	-	-	--	-	--	-	-	-	--
6600 CAPITAL OUTLAY	677,808	667,321	98.5%	108,877	16.1%	10,487	615,105	1,152,765	187.4%
TOTAL MAINTENANCE	31,619,144	25,217,141	79.8%	(2,117,676)	-6.7%	6,402,003	31,856,909	26,294,032	82.5%
<b>52 SECURITY:</b>									
6100 PAYROLL	3,226,270	3,301,395	102.3%	371,019	11.5%	(75,125)	2,366,167	2,328,257	98.4%
6200 CONTRACTED SERVICES	2,858,069	2,382,236	83.4%	689,117	24.1%	475,833	2,321,080	2,403,159	103.5%
6300 SUPPLIES	238,620	167,383	70.1%	4,253	1.8%	71,237	985,954	775,336	78.6%
6400 OTHER EXPENSE	65,591	46,120	70.3%	2,568	3.9%	19,471	10,779	7,695	71.4%
6600 CAPITAL OUTLAY	15,000	12,981	86.5%	-	0.0%	2,019	95,440	252,834	264.9%
TOTAL SECURITY	6,403,550	5,910,115	92.3%	1,066,957	16.7%	493,435	5,779,420	5,767,281	99.8%
<b>53 DATA PROCESSING:</b>									
6100 PAYROLL	2,710,780	2,779,077	102.5%	231,639	8.5%	(68,298)	2,501,691	2,390,710	95.6%
6200 CONTRACTED SERVICES	1,112,488	1,026,137	92.2%	59,848	5.4%	86,351	989,554	883,969	89.3%
6300 SUPPLIES	980,172	1,036,832	105.8%	289,206	29.5%	(56,660)	1,262,231	827,467	65.6%
6400 OTHER EXPENSE	58,361	37,554	64.3%	3,867	6.6%	20,807	72,035	40,132	55.7%
6500 DEBT SERVICE FEES	-	3,827	--	3,827	--	(3,827)	-	-	--
6600 CAPITAL OUTLAY	7,451	67,530	906.4%	60,080	806.4%	(60,080)	115,738	1,191,888	1029.8%
TOTAL DATA PROCESSING	4,869,251	4,950,957	101.7%	648,467	13.3%	(81,706)	4,941,250	5,334,166	108.0%
<b>61 COMMUNITY SERVICES:</b>									
6100 PAYROLL	350,156	296,944	84.8%	21,953	6.3%	53,212	1,247,156	298,920	24.0%
6200 CONTRACTED SERVICES	530,357	528,586	99.7%	36,647	6.9%	1,772	505,012	501,751	99.4%
6300 SUPPLIES	78,668	37,352	47.5%	5,586	7.1%	41,316	76,257	48,379	63.4%

**IRVING INDEPENDENT SCHOOL DISTRICT**  
**COMPARISON OF GENERAL OPERATING BUDGET & ACTUAL**  
**August 31, 2024**

	CURRENT YEAR							PRIOR YEAR		
	09/01/2023 to 08/31/2024			08/24 MTD		(OVER) UNDER	09/01/2022 to 08/31/2023			
	BUDGET	ACTUAL	%YTD	ACTUAL	%MTD		YTD BUDGET	BUDGET	ACTUAL	%YTD
6400 OTHER EXPENSE	230,726	189,993	82.3%	4,717	2.0%	40,733	208,027	174,445	83.9%	
6600 CAPITAL OUTLAY	2,075	2,182	105.2%	107	5.2%	(107)	-	-	--	
TOTAL COMMUNITY SERVICES	1,191,983	1,055,057	88.5%	69,011	5.8%	136,926	2,036,452	1,023,495	50.3%	
<b>71 DEBT SERVICE</b>										
6500 DEBT SERVICE FEES	1,055,469	118,842	11.3%	69,544	6.6%	936,627	-	1,923,626	--	
TOTAL PAYMENTS TO JJAEP	1,055,469	118,842	11.3%	69,544	6.6%	936,627	-	1,923,626	--	

**IRVING INDEPENDENT SCHOOL DISTRICT**  
**COMPARISON OF GENERAL OPERATING BUDGET & ACTUAL**  
**August 31, 2024**

	CURRENT YEAR						PRIOR YEAR		
	09/01/2023 to 08/31/2024			08/24	(OVER)		09/01/2022 to 08/31/2023		
	BUDGET	ACTUAL	%YTD	MTD ACTUAL	%MTD	UNDER YTD BUDGET	BUDGET	YTD ACTUAL	%YTD
<b>81 FACILITIES:</b>									
6200 CONTRACTED SERVICES	100,000	-	0.0%	-	0.0%	100,000	-	-	--
6300 SUPPLIES & MATERIALS	-	-	--	-	--	-	-	-	--
6400 OTHER EXPENSE	-	-	--	-	--	-	-	-	--
6600 CAPITAL OUTLAY	2,233,956	2,183,494	97.7%	131,037	5.9%	50,462	5,588,219	2,168,110	38.8%
TOTAL FACILITIES	2,333,956	2,183,494	93.6%	131,037	5.6%	150,462	5,588,219	2,168,110	38.8%
<b>95 PAYMENTS TO JJAEP:</b>									
6200 CONTRACTED SERVICES	190,000	27,264	14.3%	-	0.0%	162,736	190,000	7,236	3.8%
TOTAL PAYMENTS TO JJAEP	190,000	27,264	14.3%	-	0.0%	162,736	190,000	7,236	3.8%
<b>97 PAYMENTS TO TIF:</b>									
6400 OTHER EXPENSE	-	-	--	-	--	-	-	-	--
TOTAL PAYMENTS TO TIF	-	-	--	-	--	-	-	-	--
<b>99 INTERGOVERNMENTAL CHARGES:</b>									
6200 CONTRACTED SERVICES	706,466	706,464	100.0%	-	0.0%	2	636,722	636,722	100.0%
TOTAL INTERGOVERNMENTAL CHARGES	706,466	706,464	100.0%	-	0.0%	2	636,722	636,722	100.0%
<b>OTHER USES:</b>									
8911 INTERFUND TRANSFERS OUT	4,700,000	4,700,000	100.0%	-	0.0%	-	40,700	-	0.0%
TOTAL OTHER USES	4,700,000	4,700,000	100.0%	-	0.0%	-	40,700	-	0.0%
<b>TOTAL 6000 EXPENDITURES:</b>	337,796,406	319,072,476	94.5%	22,188,681	6.6%	18,723,930	346,146,009	324,816,674	93.8%
<b>EXCESS (DEFICIENCY)</b>									
REVENUE OVER EXPENDITURES:	(6,629,104)	12,835,076		5,520,773			(11,637,396)	15,684,489	
<b>BEGINNING FUND BALANCE:</b>	86,582,771	114,137,493					118,093,034	118,093,034	
<b>ENDING FUND BALANCE:</b>	79,953,667	126,972,569					106,455,638	133,777,523	

31

**IRVING INDEPENDENT SCHOOL DISTRICT  
COMPARISON OF GENERAL OPERATING BUDGET & ACTUAL  
August 31, 2024**

	CURRENT YEAR						PRIOR YEAR		
	09/01/2023 to 08/31/2024			08/24 MTD	(OVER) UNDER		09/01/2022 to 08/31/2023		
	BUDGET	ACTUAL	%YTD	ACTUAL	%MTD	YTD BUDGET	BUDGET	ACTUAL	%YTD
<b>REVENUE SUMMARY:</b>									
LOCAL REVENUE	169,766,866	151,961,071	89.5%	482,421	0%	17,805,795	177,531,786	182,863,220	103.0%
STATE REVENUE	149,950,419	167,096,317	111.4%	24,697,140	16%	(17,145,898)	143,876,828	141,359,047	98.3%
FEDERAL REVENUE	8,600,000	9,982,948	116.1%	2,529,893	29%	(1,382,948)	13,100,000	11,408,269	87.1%
OTHER SOURCES	2,850,016	2,867,216	100.6%	-	0%	(17,200)	-	4,870,629	--
TOTAL OTHER REVENUE SOURCES	331,167,302	331,907,552	100.2%	27,709,454	8%	(740,250)	334,508,614	340,501,163	101.8%
<b>APPROPRIATIONS/EXPENDITURES</b>									
<b>BUDGET CATEGORY SUMMARY:</b>									
6100 PAYROLL	272,464,313	272,469,711	100.0%	22,270,522	8%	(5,397)	283,163,069	274,327,083	96.9%
6200 SERVICES	23,960,978	13,949,676	58.2%	(3,103,736)	-13%	10,011,302	21,424,816	14,920,470	69.6%
6300 SUPPLIES	19,777,634	14,254,414	72.1%	2,023,080	10%	5,523,221	21,865,204	14,959,891	68.4%
6400 OTHER EXPENSE	9,744,936	8,576,464	88.0%	714,818	7%	1,168,472	10,950,189	8,316,284	75.9%
6500 DEBT SERVICE FEES	1,055,469	192,935	18.3%	69,544	7%	862,533	-	1,923,626	--
6600 CAPITAL OUTLAY	6,089,775	4,929,277	80.9%	582,716	10%	1,160,498	8,702,032	10,369,321	119.2%
8900 OTHER USES	4,700,000	4,700,000	100.0%	-	0%	-	40,700	-	0.0%
TOTAL APPROPRIATIONS/EXPENDITURES	337,793,106	319,072,476	94.5%	22,556,944	7%	18,720,630	346,146,009	324,816,674	93.8%

IRVING INDEPENDENT SCHOOL DISTRICT  
 COMPARISON OF FOOD SERVICE BUDGET & ACTUAL  
 August 31, 2024

	CURRENT YEAR						PRIOR YEAR		
	09/01/2023 to 08/31/2024			08/24 MTD			09/01/2022 to 08/31/2023		
	BUDGET	ACTUAL	%YTD	ACTUAL	%MTD	(OVER) UNDER YTD BUDGET	BUDGET	ACTUAL	%YTD
<b>REVENUE:</b>									
<b>LOCAL RESOURCES:</b>									
5742 INVESTMENT EARNINGS	80,000	1,654,102	2067.6%	141,969	177.5%	(1,574,102)	80,000	1,302,277	1627.8%
5749 MISCELLANEOUS REVENUE	-	35,151	0.0%	-	--	-	-	62,302	--
5751 FOOD SERVICES	1,000,000	843,953	84.4%	19,104	1.9%	156,047	2,000,000	1,119,745	56.0%
5755 ACTIVITY FUND RECEIPTS	50,000	-	0.0%	-	0.0%	50,000	50,000	-	0.0%
TOTAL LOCAL RESOURCES	1,130,000	2,533,206	224.2%	161,073	14.3%	(1,403,206)	2,130,000	2,484,324	116.6%
<b>STATE RESOURCES:</b>									
5829 TEA/NON-FOUNDATION REVENUE	120,000	-	0.0%	-	0.0%	120,000	120,000	95,877	79.9%
5839 STATE REVENUE TEXAS GRANTS	-	-	0.0%	-	0.0%	-	-	-	0.0%
TOTAL STATE RESOURCES	120,000	-	0.0%	-	0.0%	120,000	120,000	95,877	79.9%
<b>FEDERAL RESOURCES:</b>									
5921 SCHOOL BREAKFAST PROGRAM	6,000,000	6,788,101	113.1%	13,613	0.2%	(788,101)	5,500,000	6,922,604	125.9%
5922 NATIONAL SCHOOL LUNCH PROGRAM	15,640,000	15,644,737	100.0%	40,038	0.3%	(4,737)	15,640,000	16,287,724	104.1%
5923 USDA DONATED COMMODITIES	1,850,000	-	0.0%	-	0.0%	1,850,000	1,700,000	1,738,020	102.2%
5938 SUMMER FEEDING PROGRAM	-	-	--	-	--	-	-	-	--
5939 CACFP SUPPER PROGRAM	200,000	631,885	315.9%	50,157	25.1%	(431,885)	200,000	618,431	309.2%
TOTAL FEDERAL RESOURCES	23,690,000	23,064,723	97.4%	103,808	0.4%	625,277	23,040,000	25,566,779	111.0%
<b>OTHER SOURCES:</b>									
7949 SBITA PROCEEDS	-	-	--	-	--	-	-	348,232	--
TOTAL OTHER REVENUE SOURCES	-	-	--	-	--	-	-	348,232	--
<b>TOTAL FOOD SERVICE REVENUE:</b>	<b>24,940,000</b>	<b>25,597,929</b>	<b>102.6%</b>	<b>264,881</b>	<b>1.1%</b>	<b>(657,929)</b>	<b>25,290,000</b>	<b>28,495,212</b>	<b>112.7%</b>
<b>EXPENDITURES:</b>									
<b>35 FOOD SERVICE:</b>									
6100 PAYROLL	9,461,378	10,559,215	111.6%	822,796	8.7%	(1,097,837)	8,164,797	9,523,877	116.6%
6200 CONTRACTED SERVICES	726,708	612,988	84.4%	62,787	8.6%	113,720	627,516	488,347	77.8%
6300 SUPPLIES	15,389,945	12,863,016	83.6%	1,515,693	9.8%	2,526,929	14,151,953	13,563,767	95.8%
6400 OTHER EXPENSE	97,701	92,439	94.6%	1,803	1.8%	5,262	76,632	74,284	96.9%
6600 CAPITAL OUTLAY	1,659,992	1,649,536	99.4%	376,430	22.7%	10,455	55,537	284,557	512.4%
FOOD SERVICE EXPENDITURES	27,335,723	25,777,194	94.3%	2,779,509	10.2%	1,558,529	23,076,435	23,934,833	103.7%
<b>36 EXTRA-CURRICULAR ACTIVITIES:</b>									
6100 PAYROLL	-	-	--	-	--	-	-	-	--
6200 CONTRACTED SERVICES	-	-	--	-	--	-	-	-	--
6300 SUPPLIES	-	-	--	-	--	-	-	-	--
6400 OTHER EXPENSE	-	-	--	-	--	-	-	-	--
6600 CAPITAL OUTLAY	-	-	--	-	--	-	-	-	--
EXTRA-CURRICULAR ACTIVITIES	-	-	--	-	--	-	-	-	--
<b>51 MAINTENANCE:</b>									
6100 PAYROLL	463,085	68,868	14.9%	-	0.0%	394,217	449,024	78,798	17.5%
6200 CONTRACTED SERVICES	9,980	9,240	92.6%	-	0.0%	740	18,235	9,240	50.7%
6300 SUPPLIES	249,247	211,223	84.7%	15,070	6.0%	38,024	169,709	153,663	90.5%
MAINTENANCE EXPENDITURES	722,312	289,330	40.1%	15,070	2.1%	432,981	636,968	241,701	37.9%
<b>71 DEBT SERVICE:</b>									
6500 DEBT SERVICE FEES	-	-	--	-	--	-	-	107,993	--
DEBT SERVICE EXPENDITURES	-	-	--	-	--	-	-	107,993	--
<b>81 FACILITIES:</b>									
6200 CONTRACTED SERVICES	-	-	--	-	--	-	-	-	--
6600 CAPITAL OUTLAY	-	-	--	-	--	-	-	-	--
FACILITIES EXPENDITURES	-	-	--	-	--	-	-	-	--
<b>89 OTHER USES:</b>									
8911 INTERFUND TRANSFERS OUT	-	-	--	-	0.0%	-	-	-	--
<b>TOTAL 6000 EXPENDITURES:</b>	<b>28,058,035</b>	<b>26,066,525</b>	<b>92.9%</b>	<b>2,794,579</b>	<b>10.0%</b>	<b>1,991,510</b>	<b>23,713,403</b>	<b>24,284,526</b>	<b>102.4%</b>
<b>EXCESS (DEFICIENCY) REVENUE OVER EXPENDITURES:</b>	<b>(3,118,035)</b>	<b>(468,596)</b>		<b>(2,529,697)</b>			<b>1,576,597</b>	<b>4,210,686</b>	
<b>BEGINNING FUND BALANCE:</b>	<b>14,429,112</b>	<b>17,082,116</b>					<b>5,176,509</b>	<b>5,176,509</b>	
<b>ENDING FUND BALANCE:</b>	<b>11,311,077</b>	<b>16,613,520</b>					<b>6,753,106</b>	<b>9,387,195</b>	

**IRVING INDEPENDENT SCHOOL DISTRICT  
COMPARISON OF DEBT SERVICE BUDGET & ACTUAL  
August 31, 2024**

	CURRENT YEAR						PRIOR YEAR		
	09/01/2023 to 08/31/2024			08/24 MTD		(OVER) UNDER	09/01/2022 to 08/31/2023		
	BUDGET	ACTUAL	%YTD	ACTUAL	%MTD	YTD BUDGET	BUDGET	ACTUAL	%YTD
<b>REVENUE:</b>									
<b>LOCAL RESOURCES:</b>									
5711 TAXES CURRENT YEAR	61,000,850	57,827,694	94.8%	(105,393)	-0.2%	3,173,156	45,278,925	45,225,755	99.9%
5712 DELINQUENT TAXES	100,000	(577,230.53)	-577.2%	11,801	11.8%	677,231	100,000	(9,321)	-9.3%
5719 OTHER TAX RELATED REVENU	-	356,634	--	20,948	--	(356,634)	-	327,800	--
TOTAL TAXES	<u>61,100,850</u>	<u>57,607,098</u>	<u>94.3%</u>	<u>(72,644)</u>	<u>-0.1%</u>	<u>3,493,752</u>	<u>45,378,925</u>	<u>45,544,234</u>	<u>100.4%</u>
5742 INVESTMENT EARNINGS	450,000	185,948	41.3%	16,604	3.7%	264,052	25,000	408,614	1634.5%
TOTAL LOCAL RESOURCES	<u>61,550,850</u>	<u>57,793,046</u>	<u>93.9%</u>	<u>(56,040)</u>	<u>-0.1%</u>	<u>3,757,804</u>	<u>45,403,925</u>	<u>45,952,848</u>	<u>101.2%</u>
<b>STATE RESOURCES (EDA):</b>									
5829 TEA/NON-FOUNDATION REVENUE	-	4,476,865	--	-	--	(4,476,865)	-	1,188,304	--
TOTAL STATE RESOURCES	<u>-</u>	<u>4,476,865</u>	<u>--</u>	<u>-</u>	<u>--</u>	<u>(4,476,865)</u>	<u>-</u>	<u>1,188,304</u>	<u>--</u>
<b>OTHER SOURCES:</b>									
7911 SALE OF BONDS	-	-	--	-	--	-	-	-	--
7915 INTERFUND TRANSFERS IN	-	-	--	-	--	-	-	-	--
7916 PREMIUM (DISCOUNT) BONDS	-	-	--	-	--	-	-	-	--
TOTAL OTHER SOURCES	<u>-</u>	<u>-</u>	<u>--</u>	<u>-</u>	<u>0.0%</u>	<u>-</u>	<u>-</u>	<u>-</u>	<u>--</u>
<b>TOTAL REVENUE:</b>	<u>61,550,850</u>	<u>62,269,911</u>	<u>101.2%</u>	<u>(56,040)</u>	<u>-0.1%</u>	<u>(719,061)</u>	<u>45,403,925</u>	<u>47,141,152</u>	<u>103.8%</u>
<b>EXPENDITURES:</b>									
<b>71 DEBT SERVICE:</b>									
6500 DEBT SERVICE FEES	61,500,850	61,005,275	99.2%	12,786,425	20.8%	495,575	47,973,925	45,549,658	94.9%
DEBT SERVICE EXPENDITURES	<u>61,500,850</u>	<u>61,005,275</u>	<u>99.2%</u>	<u>12,786,425</u>	<u>20.8%</u>	<u>495,575</u>	<u>47,973,925</u>	<u>45,549,658</u>	<u>94.9%</u>
<b>OTHER USES:</b>									
8949 REFUNDING BONDS	-	-	0.0%	-	0.0%	-	-	-	--
TOTAL OTHER USES	<u>-</u>	<u>-</u>	<u>0.0%</u>	<u>-</u>	<u>0.0%</u>	<u>-</u>	<u>-</u>	<u>-</u>	<u>--</u>
<b>TOTAL EXPENDITURES:</b>	<u>61,500,850</u>	<u>61,005,275</u>	<u>99.2%</u>	<u>12,786,425</u>	<u>20.8%</u>	<u>495,575</u>	<u>47,973,925</u>	<u>45,549,658</u>	<u>94.9%</u>
<b>EXCESS (DEFICIENCY)</b>									
REVENUE OVER EXPENDITURES:	50,000	1,264,636		<u>(12,842,465)</u>			(2,570,000)	1,591,494	
<b>BEGINNING FUND BALANCE:</b>	<u>9,580,167</u>	<u>11,610,709</u>					<u>10,914,557</u>	<u>10,914,557</u>	
<b>ENDING FUND BALANCE:</b>	<u>9,630,167</u>	<u>12,875,345</u>					<u>8,344,557</u>	<u>12,506,051</u>	

**IRVING INDEPENDENT SCHOOL DISTRICT  
COMBINED STATEMENT OF REVENUE, EXPENDITURES, AND CHANGES IN FUND BALANCES  
ALL GOVERNMENTAL FUND TYPES  
09/01/2023-08/31/2024**

DATA CONTROL CODES		GOVERNMENTAL FUND TYPES			
		100-199	200-499	500-599	600-699
		GENERAL	SPECIAL REVENUE EXCLUDING FOOD SERVICE	DEBT SERVICE	CAPITAL PROJECTS
	<b>REVENUE:</b>				
5700	Local and Intermediate Sources	\$ 151,961,071	\$ 400,954	\$ 57,793,046	\$ 19,736,977
5800	State Program Revenues	167,096,317.04	5,120,071	4,476,865	-
5900	Federal Program Revenues	9,982,948	63,034,887	-	-
5020	Total Revenue:	\$ 329,040,336	68,555,912	62,269,911	19,736,977
	<b>EXPENDITURES:</b>				
0010	Instruction and Instructional-Related	196,623,559	29,327,837	-	6,891,371
0020	Instructional and School Leadership	27,908,881	4,495,856	-	1,465,079
0030	Support Services - Student (Pupil)	38,197,670	3,925,123	-	439,195
0040	Administrative Support Services	11,473,032	17,319,265	-	542,615
0050	Support Services - Nonstudent Based	36,078,213	10,275,390	-	6,591,794
0060	Community Services	1,055,057	2,496,051	-	-
0070	Debt Service	-	5,906	61,005,275	-
0080	Capital Outlay	2,183,494	-	-	31,670,268
0090	Intergovernmental Charges/JJAE/PI	733,728	-	-	-
6030	Total Expenditures:	314,253,634	67,845,429	61,005,275	47,600,322
	<b>EXCESS (DEFICIENCY) REVENUE OVER (UNDER) EXPEND</b>	<u>14,786,701</u>	<u>710,483</u>	<u>1,264,636</u>	<u>(27,863,345)</u>
7900	<b>OTHER FINANCING SOURCES:</b>				
	Proceeds from Sale of Fixed Assets	17,200	-	-	-
	Proceeds from Sale of Bonds	-	-	-	-
	Premium (Discount) Bonds Payable	-	-	-	-
	Interfund Transfers In	2,850,016	-	-	4,000,000
7020	Total Other Financing Sources:	2,867,216	-	-	4,000,000
8900	<b>OTHER FINANCING USES:</b>				
	Refunding Bonds	-	-	-	-
	Interfund Transfers Out	4,700,000	-	-	2,533,710
8030	Total Other Financing Uses:	4,700,000	-	-	2,533,710
	<b>TOTAL OTHER FINANCING SOURCES</b>	<u>(1,832,784)</u>	<u>-</u>	<u>-</u>	<u>1,466,290</u>
1200	<b>EXCESS (DEFICIENCY) REVENUE AND OTHER FINANCING SOURCES OVER (UNDER) EXPENDITURES AI</b>	12,953,918	710,483	1,264,636	(26,397,055)
0100	<b>FUND BALANCE - September 1 (Begin)</b>	138,593,951	105,741	16,720,590	360,269,351
3000	<b>FUND BALANCE (DEFICIT) - (Ending)</b>	\$ 151,547,869	\$ 816,224	\$ 17,985,226	\$ 333,872,296

**IRVING INDEPENDENT SCHOOL DISTRICT**  
**COMBINED STATEMENT OF REVENUE, EXPENDITURES, AND CHANGES IN FUND BALANCES**  
**ALL GOVERNMENTAL FUND TYPES**  
**09/01/2022-08/31/2023**

DATA CONTROL CODES		GOVERNMENTAL FUND TYPES			
		100-199	200-499	500-599	600-699
		GENERAL	SPECIAL REVENUE EXCLUDING FOOD SERVICE	DEBT SERVICE	CAPITAL PROJECTS
<b>REVENUE:</b>					
5700	Local and Intermediate Sources	\$ 182,863,220	\$ 479,104	\$ 45,952,848	\$ 1,204,345
5800	State Program Revenues	141,359,046.63	2,312,709	1,188,304	-
5900	Federal Program Revenues	11,408,269	62,756,572	-	-
5020	Total Revenue:	\$ 335,630,535	65,548,385	47,141,152	1,204,345
<b>EXPENDITURES:</b>					
0010	Instruction and Instructional-Relat	204,263,953	48,686,774	-	-
0020	Instructional and School Leadershi	29,497,548	3,929,121	-	260,659
0030	Support Services - Student (Pupil)	37,085,321	7,946,073	-	-
0040	Administrative Support Services	10,815,183	8,328,541	-	161,756
0050	Support Services - Nonstudent Bas	37,395,479	11,450,467	-	461,805
0060	Community Services	1,023,495	2,361,769	-	-
0070	Debt Service	-	893,380	45,549,658	2,426,205
0080	Capital Outlay	2,168,110	-	-	3,329,130
0090	Intergovernmental Charges/JJAEP	643,958	-	-	-
6030	Total Expenditures:	322,893,048	83,596,125	45,549,658	6,639,555
<b>EXCESS (DEFICIENCY) REVENUE OVER (UNDER) EXPENDITURES:</b>					
		12,737,486	(18,047,739)	1,591,494	(5,435,209)
7900	<b>OTHER FINANCING SOURCES:</b>				
	Proceeds from Sale of Fixed Asset	172,408	-	-	-
	Proceeds from Sale of Bonds	-	-	-	312,040,000
	Premium (Discount) Bonds Payabl	-	-	-	38,566,705
	Operating Transfers In	-	-	-	-
	Special Items	-	-	-	-
	SBITA Proceeds	4,609,516	1,919,941	-	-
	Interfund Transfers In	4,609,516	-	-	-
7020	Total Other Financing Sources:	9,391,440	1,919,941	-	350,606,705
8900	<b>OTHER FINANCING USES:</b>				
	Refunding Bonds	-	-	-	-
	Operating Transfers Out	-	-	-	-
8030	Total Other Financing Uses:	-	-	-	-
	<b>TOTAL OTHER FINANCING SOURCES:</b>	9,391,440	1,919,941	-	350,606,705
1200	<b>EXCESS (DEFICIENCY) REVENUE AND OTHER FINANCING SOURCES OVER (UNDER) EXPENDITURES:</b>	22,128,926	(16,127,798)	1,591,494	345,171,496
0100	<b>FUND BALANCE - September 1 (Beginning Balance):</b>	86,201,136	33,453	(8,948,234)	5,511,642
3000	<b>FUND BALANCE (DEFICIT) - (Ending Balance):</b>	\$ 108,330,062	\$ (16,094,345)	\$ (7,356,740)	\$ 350,683,138

IRVING INDEPENDENT SCHOOL DISTRICT  
 COMPARISON OF INTERNAL SERVICE FUNDS BUDGET & ACTUAL  
 August 31, 2024

	CURRENT YEAR						PRIOR YEAR		
	09/01/2023 to 08/31/2024			08/24 (OVER) UNDER			09/01/2022 to 08/31/2023		
	BUDGET	ACTUAL	%YTD	ACTUAL	%MTD	YTD BUDGET	BUDGET	ACTUAL	%YTD
<b>REVENUE:</b>									
<b>LOCAL RESOURCES:</b>									
5739 OTHER TUITION AND FEES	-	-	-	-	-	-	-	-	-
5742 INVESTMENT EARNINGS	1,000.00	124,544.03	#####	10,689	1068.9%	(123,544)	1,000	98,054	9805.4%
5744 GIFTS AND BEQUESTS	-	-	-	-	-	-	-	-	-
5749 MISCELLANEOUS REVENUE	435,647	338,293	77.7%	70	0.0%	97,354	435,647	446,114	102.4%
5751 FOOD SERVICES	-	-	-	-	-	-	-	-	-
5754 INTERFUND TRANSACTIONS	2,040,368	1,545,461	75.7%	150,174	7.4%	494,907	2,040,368	1,538,125	75.4%
5755 ACTIVITY FUND RECEIPTS	250	-	0.0%	-	0.0%	250	250	-	0.0%
5769 REVENUE FROM INTERMEDIATE	-	-	-	-	-	-	-	-	-
<b>TOTAL LOCAL RESOURCES</b>	<b>2,477,265</b>	<b>2,008,298</b>	<b>81.1%</b>	<b>160,934</b>	<b>6.5%</b>	<b>468,967</b>	<b>2,477,265</b>	<b>2,082,292</b>	<b>84.1%</b>
<b>OTHER SOURCES:</b>									
7901 SALE OF REFUNDING BONDS	-	-	0.0%	-	0.0%	-	-	-	0.0%
7911 SALE OF BONDS	-	-	0.0%	-	0.0%	-	-	-	0.0%
7915 INTERFUND TRANSFER IN	700,000	700,000.00	100.0%	-	0.0%	-	40,700	-	0.0%
7916 PREMIUM (DISCOUNT) BONDS PAY	-	-	0.0%	-	0.0%	-	-	-	0.0%
7999 OTHER MISC SOURCES	-	-	0.0%	-	0.0%	-	-	-	0.0%
<b>TOTAL OTHER SOURCES</b>	<b>700,000</b>	<b>700,000.00</b>	<b>0.0%</b>	<b>-</b>	<b>0.0%</b>	<b>-</b>	<b>40,700</b>	<b>-</b>	<b>0.0%</b>
<b>TOTAL INTERNAL SERVICE FUNDS REVENUE</b>	<b>3,177,265</b>	<b>2,708,298</b>	<b>85.2%</b>	<b>160,934</b>	<b>5.1%</b>	<b>468,967</b>	<b>2,517,965</b>	<b>2,082,292</b>	<b>82.7%</b>
<b>EXPENDITURES:</b>									
<b>13 STAFF DEVELOPMENT:</b>									
6300 SUPPLIES	-	-	-	-	-	-	-	-	-
<b>TOTAL STAFF DEVELOPMENT</b>	<b>-</b>	<b>-</b>	<b>-</b>	<b>-</b>	<b>-</b>	<b>-</b>	<b>-</b>	<b>-</b>	<b>-</b>
<b>21 INSTRUCTIONAL ADMINISTRATION:</b>									
6100 PAYROLL	225,387	207,356	92.0%	5,960	2.6%	18,031	225,387	217,843	96.7%
6200 CONTRACTED SERVICES	-	-	-	-	-	-	2,173	2,173	100.0%
6300 SUPPLIES	200,010	129,584	64.8%	523	0.3%	70,426	197,837	291,496	147.3%
6400 OTHER EXPENSE	10,500	108,605	1034.3%	-	0.0%	(98,105)	10,500	(3,922)	-37.4%
6600 CAPITAL OUTLAY	-	2,722	-	10	-	(2,722)	-	-	-
<b>TOTAL INSTRUCTIONAL ADMINISTRATION</b>	<b>435,897</b>	<b>448,267</b>	<b>102.8%</b>	<b>6,494</b>	<b>1.5%</b>	<b>(12,370)</b>	<b>435,897</b>	<b>507,589</b>	<b>116.4%</b>
<b>35 FOOD SERVICE</b>									
6100 PAYROLL COSTS	-	-	-	-	-	-	-	-	-
6200 CONTRACTED SERVICES	-	-	-	-	-	-	-	-	-
6300 SUPPLIES	-	-	-	-	-	-	-	-	-
<b>TOTAL EXTRA-CURRICULAR ACTIVITIES</b>	<b>-</b>	<b>-</b>	<b>-</b>	<b>-</b>	<b>-</b>	<b>-</b>	<b>-</b>	<b>-</b>	<b>-</b>
<b>36 EXTRA-CURRICULAR ACTIVITIES:</b>									
6100 PAYROLL	-	-	-	-	-	-	-	-	-
6200 CONTRACTED SERVICES	-	-	-	-	-	-	-	-	-
6300 SUPPLIES	-	-	-	-	-	-	-	-	-
6400 OTHER OPERATING COST	-	-	-	-	-	-	-	-	-
<b>TOTAL EXTRA-CURRICULAR ACTIVITIES</b>	<b>-</b>	<b>-</b>	<b>-</b>	<b>-</b>	<b>-</b>	<b>-</b>	<b>-</b>	<b>-</b>	<b>-</b>
<b>41 GENERAL ADMINISTRATION:</b>									
6100 PAYROLL	177,270	136,738	77.1%	11,318	6.4%	40,532	177,270	125,749	70.9%
6200 CONTRACTED SERVICES	2,067,395	1,424,393	68.9%	70,678	3.4%	643,002	235,075	128,138	54.5%
6300 SUPPLIES	46,916	11,519	24.6%	3,029	6.5%	35,397	41,037	12,522	30.5%
6400 OTHER EXPENSE	314,045	471,094	150.0%	86,307	27.5%	(157,049)	1,545,985	824,143	53.3%
6500 DEBT SERVICE FEES	-	-	-	-	-	-	-	-	-
6600 CAPITAL OUTLAY	93,775	92,257	98.4%	2,080	2.2%	1,518	40,778	0	0.0%
<b>TOTAL GENERAL ADMINISTRATION</b>	<b>2,699,401</b>	<b>2,136,001</b>	<b>79.1%</b>	<b>173,413</b>	<b>6.4%</b>	<b>563,400</b>	<b>2,040,145</b>	<b>1,090,552</b>	<b>53.5%</b>
<b>OTHER USES:</b>									
8911 INTERFUND TRANSFERS OUT	316,306	316,306	100.0%	-	0.0%	-	-	-	-
<b>TOTAL OTHER USES</b>	<b>316,306</b>	<b>316,306</b>	<b>100.0%</b>	<b>-</b>	<b>0.0%</b>	<b>-</b>	<b>-</b>	<b>-</b>	<b>-</b>
<b>51 MAINTENANCE:</b>									
6100 PAYROLL	-	-	-	-	-	-	-	-	-
6200 CONTRACTED SERVICES	-	1,242	-	-	-	(1,242)	456	418	91.7%
6300 SUPPLIES	3,660	-	0.0%	-	0.0%	3,660	660	-	0.0%
6400 OTHER OPERATING COST	38,307	38,419	100.3%	1,856	4.8%	(112)	40,807	39,977	98.0%
<b>TOTAL EXTRA-CURRICULAR ACTIVITIES</b>	<b>41,967</b>	<b>39,662</b>	<b>-</b>	<b>1,856</b>	<b>-</b>	<b>2,305</b>	<b>41,923</b>	<b>40,395</b>	<b>-</b>
<b>71 DEBT SERVICE:</b>									
6500 DEBT SERVICE FEES	-	-	-	-	-	-	-	2,592	-
<b>DEBT SERVICE EXPENDITURES</b>	<b>-</b>	<b>-</b>	<b>-</b>	<b>-</b>	<b>-</b>	<b>2,305</b>	<b>-</b>	<b>2,592</b>	<b>-</b>
<b>TOTAL 6000 EXPENDITURES:</b>	<b>3,493,571</b>	<b>2,940,236</b>	<b>84.2%</b>	<b>181,763</b>	<b>5.2%</b>	<b>553,335</b>	<b>2,517,965</b>	<b>1,641,128</b>	<b>65.2%</b>
<b>NET INCOME (LOSS)</b>	<b>(316,306)</b>	<b>(231,938)</b>		<b>(20,829)</b>			<b>-</b>	<b>441,164</b>	
<b>BEGINNING FUND BALANCE:</b>	<b>69,855</b>	<b>482,982</b>					<b>506,023</b>	<b>506,023</b>	
<b>ENDING FUND EQUITY BALANCE:</b>	<b>(246,451)</b>	<b>251,044</b>					<b>506,023</b>	<b>947,187</b>	

**IRVING INDEPENDENT SCHOOL DISTRICT  
 COMBINED STATEMENT OF REVENUE, EXPENSES AND  
 CHANGES IN FUND NET ASSETS  
 INTERNAL SERVICE FUNDS  
 09/01/2023-08/31/2024**

	<b>FOOD SERVICE VENDING 712</b>	<b>WORKERS COMPENSATION 771</b>	<b>UNEMPLOYMENT 772</b>	<b>SCIENCE REFURBISHMENT 774</b>	<b>PRINTSHOP SERVICE CENTER 775</b>	<b>TOTAL PROPRIETARY FUNDS 700-799</b>
<b>OPERATING REVENUE</b>						
5700 Charges for Services	\$ -	\$ 1,341,036	\$ 12,187	\$ 337,005	\$ 193,526	\$ 1,883,754
5020 Total Operating Revenue	-	1,341,036	12,187	337,005	193,526	1,883,754
<b>OPERATING EXPENSES</b>						
6100 Payroll Costs	-	87,714	49,024	207,356		344,095
6200 Professional/Contracted Services	-	1,382,168			43,467	1,425,635
6300 Supplies and Materials	-	6,057	-	129,584	5,462	141,104
6400 Claims, Admin, & Other Expenses	-	449,724	59,789	108,605		618,118
6600 Capital Outlay				2,722	92,257	94,979
6030 Total Operating Expenses	-	1,925,664	108,813	448,267	141,186	2,623,930 <sup>38</sup>
Operating Income (Loss)	-	(584,627)	(96,626)	(111,262)	52,340	(740,176)
<b>NON-OPERATING REVENUE</b>						
5742 Interest Income	-	124,544	-	-	-	124,544
<b>OTHER SOURCES</b>						
7900 Interfund Transfers In	-	700,000	-	-	-	700,000
<b>OTHER USES</b>						
8911 Interfund Transfers Out	-	-	-	316,306	-	316,306
<b>CHANGE IN NET ASSETS</b>						
	\$ -	\$ 239,917	\$ (96,626)	\$ (427,568)	\$ 52,340	\$ (231,938)
0100 Total Net Assets - September 1 (Beginning)	\$ -	\$ 1,505,735	\$ 550,567	\$ (369,847)	\$ 51,891	\$ 1,738,346
3000 <b>TOTAL NET ASSETS</b>	<u>\$ -</u>	<u>\$ 1,745,652</u>	<u>\$ 453,940</u>	<u>\$ (797,416)</u>	<u>\$ 104,231</u>	<u>\$ 1,506,408</u>

**IRVING INDEPENDENT SCHOOL DISTRICT  
 COMBINED STATEMENT OF REVENUE, EXPENSES AND  
 CHANGES IN FUND NET ASSETS  
 INTERNAL SERVICE FUNDS  
 09/01/2022-08/31/2023**

	<b>FOOD SERVICE VENDING 712</b>	<b>WORKERS COMPENSATION 771</b>	<b>UNEMPLOYMENT 772</b>	<b>SCIENCE REFURBISHMENT 774</b>	<b>PRINTSHOP SERVICE CENTER 775</b>	<b>TOTAL PROPRIETARY FUNDS 700-799</b>
<b>OPERATING REVENUE</b>						
5700 Charges for Services	\$ -	\$ 1,311,537	\$ 11,913	\$ 445,609	\$ 215,180	\$ 1,984,239
5020 Total Operating Revenue	-	1,311,537	11,913	445,609	215,180	1,984,239
<b>OPERATING EXPENSES</b>						
6100 Payroll Costs	-	82,247	43,502	217,843		343,592
6200 Professional/Contracted Services	-	65,677		2,173	62,879	130,729
6300 Supplies and Materials	-	9,375	-	291,496	3,147	304,018
6400 Claims, Admin, & Other Expenses	-	764,153	-	(3,922)	99,966	860,197
6500 Debt Service Fees					2,592	2,592
6600 Capital Outlay					0	0
6030 Total Operating Expenses	-	921,453	43,502	507,589	168,584	1,641,128 <sup>39</sup>
Operating Income (Loss)	-	390,084	(31,589)	(61,980)	46,596	343,110
<b>NON-OPERATING REVENUE</b>						
5742 Interest Income	-	98,054	-	-	-	98,054
<b>OTHER SOURCES</b>						
7900 Interfund Transfers In	-	-	-	-	-	-
<b>CHANGE IN NET ASSETS</b>						
	\$ -	\$ 488,137	\$ (31,589)	\$ (61,980)	\$ 46,596	\$ 441,164
0100 Total Net Assets - September 1 (Beginning)	\$ -	\$ 860,915	\$ 645,866	\$ (151,342)	\$ (703)	\$ 1,354,736
3000 <b>TOTAL NET ASSETS</b>	<b>\$ -</b>	<b>\$ 1,349,052</b>	<b>\$ 614,277</b>	<b>\$ (213,322)</b>	<b>\$ 45,893</b>	<b>\$ 1,795,900</b>

CONSOLIDATED BALANCE SHEET FOR GO 2024 13

OBJ	OBJ DESCRIPTION	NET CHANGE FOR PERIOD	ACCOUNT BALANCE
<b>ASSETS</b>			
1111	CASH IN BANK	30,456.27	32,357,227.46
1151	IMPREST FUNDS	.00	498.98
1152	IMPREST CAFT/ACCT. OVER/UNDER	.00	-136.10
1153	IMPREST CHANGE FUND	.00	1,854.45
1170	LEGACY TEXAS MMA	.00	1,210,928.54
1172	CERTIFICATES OF DEPOSIT	.00	10,000,000.00
1173	AGENCY SECURITIES	.00	1,439,374.43
1175	TEXPOOL	.00	1,132,583.67
1176	TEXSTAR	.00	9,881,786.09
1177	LONE STAR POOL	.00	6,038,910.64
1178	TEXAS CLASS	.00	60,652,342.50
1179	LOGIC	.00	9,452,372.74
1180	LANDING ROCK INVESTORS	.00	10,999,788.63
1222	PROPERTY TAXES - DELQ-PRIOR YE	.00	5,474,418.00
1231	ALLOWANCE FOR UNCOLLECTABLE TA	.00	-2,309,289.00
1241	DUE FROM STATE	.00	2,023,796.74
1251	ACCRUED INTEREST	.00	-50,849.97
1262	DUE FROM SPECIAL REVENUE	.00	13,945,786.00
1263	DUE FROM I & S	.00	-4,510.61
1266	DUE FROM INTERNAL SERVICE FUND	.00	497,871.00
1291	RECEIVABLES	.00	-.25
1295	DUE FROM TRISTAR	.00	77,546.56
1311	INVENTORIES - GENERAL SUPPLIES	.00	252,947.01
1312	INVENTORIES - SCHOOLDUDE	.00	351,648.31
1313	POSTAGE	.00	20,647.59
1411	DEFERRED EXPENDITURES	.00	57,420.00
1493	RETURNED CHECKS	.00	10,225.34
1495	PREPAID EXPENSE	.00	32,276.30
	<b>TOTAL ASSETS</b>	<b>30,456.27</b>	<b>163,547,465.05</b>
<b>LIABILITIES</b>			
2110	ACTIVE CARD INTEGRATION PAYABL	.00	-704,315.52
2111	ACCOUNTS PAYABLE	-1,745,391.08	-1,751,483.26
2113	TAX REFUNDS/ATTNY'S FEE	.00	-140,149.71
2114	RETAINAGES	.00	-15,425.92
2161	ACCRUED WAGES PAYABLE	.00	-16,788,147.73
2181	DUE TO STATE	.00	-14,151,619.27
2199	CREDIT CARD SUSPENSION	.00	-83,958.47
2311	DEFERRED REVENUE	.00	-3,172,450.93
	<b>TOTAL LIABILITIES</b>	<b>-1,745,391.08</b>	<b>-36,807,550.81</b>
<b>FUND BALANCE</b>			
3411	RESERVE FOR INVENTORIES	.00	-813,061.00
3431	RESERVE FOR PREPAID ITEMS	.00	-171,821.00

40

CONSOLIDATED BALANCE SHEET FOR GO 2024 13

OBJ	OBJ DESCRIPTION	NET CHANGE FOR PERIOD	ACCOUNT BALANCE
FUND BALANCE			
3441	RESERVE FOR OUTSTANDING ENCUMB	-1,669,290.97	-1,276,912.55
3591	OTHER DESIGNATED FUND BALANCE	.00	-31,314,102.99
3610	FUND BALANCE FOR PEIMS	.00	14.69
3611	FUND BALANCE BEG-OF-YEAR	-11,165,784.98	-93,163,317.39
3612	BUDGET SURPLUS/DEFICIT	-6,629,104.24	-714.00
4310	RESERVE FOR ENCUMBRANCES	1,669,290.97	.00
4311	RESERVE FOR ENCUMBRANCES	-1,669,290.97	.00
5010	ESTIMATED REVENUE - CO	-331,167,301.64	.00
5050	REALIZED REVENUE - CO	331,910,125.10	.00
6010	APPROPRIATED EXPENDITURES - CO	337,796,405.88	.00
6050	EXPENDITURES - CO	-317,360,114.34	.00
	TOTAL FUND BALANCE	1,714,934.81	-126,739,914.24
	TOTAL LIABILITIES + FUND BALANCE	-30,456.27	-163,547,465.05

\*\* END OF REPORT - Generated by MIEISHA RUNNELS \*\*

CONSOLIDATED BALANCE SHEET FOR FS 2024 13

OBJ	OBJ DESCRIPTION	NET CHANGE FOR PERIOD	ACCOUNT BALANCE
<b>ASSETS</b>			
1111	CASH IN BANK	.00	-13,867,778.68
1151	IMPREST FUNDS	.00	1,000.00
1153	IMPREST CHANGE FUND	.00	4,625.00
1178	TEXAS CLASS	.00	30,935,888.57
1241	DUE FROM STATE	50,156.92	-1,316,861.31
1311	INVENTORIES - GENERAL SUPPLIES	.00	119,202.28
	<b>TOTAL ASSETS</b>	<b>50,156.92</b>	<b>15,876,075.86</b>
<b>LIABILITIES</b>			
2110	ACTIVE CARD INTEGRATION PAYABL	.00	-10,916.57
2111	ACCOUNTS PAYABLE	-24,623.02	-29,185.23
	<b>TOTAL LIABILITIES</b>	<b>-24,623.02</b>	<b>-40,101.80</b>
<b>FUND BALANCE</b>			
3441	RESERVE FOR OUTSTANDING ENCUMB	-1,377.40	-1,377.40
3451	RESERVE - FOOD SERVICE	469,972.90	-15,834,596.66
3612	BUDGET SURPLUS/DEFICIT	-3,118,035.00	.00
4310	RESERVE FOR ENCUMBRANCES	1,377.40	.00
4311	RESERVE FOR ENCUMBRANCES	-1,377.40	.00
5010	ESTIMATED REVENUE - CO	-24,940,000.00	.00
5050	REALIZED REVENUE - CO	25,547,854.07	.00
6010	APPROPRIATED EXPENDITURES - CO	28,058,035.00	.00
6050	EXPENDITURES - CO	-26,041,983.47	.00
	<b>TOTAL FUND BALANCE</b>	<b>-25,533.90</b>	<b>-15,835,974.06</b>
	<b>TOTAL LIABILITIES + FUND BALANCE</b>	<b>-50,156.92</b>	<b>-15,876,075.86</b>

42

\*\* END OF REPORT - Generated by MIEISHA RUNNELS \*\*

CONSOLIDATED BALANCE SHEET FOR DS 2024 13

OBJ	OBJ DESCRIPTION	NET CHANGE FOR PERIOD	ACCOUNT BALANCE
<b>ASSETS</b>			
1111	CASH IN BANK	.00	9,818,768.81
1177	LONE STAR POOL	.00	953,544.77
1178	TEXAS CLASS	.00	2,079,438.44
1222	PROPERTY TAXES - DELQ-PRIOR YE	.00	1,570,925.00
1231	ALLOWANCE FOR UNCOLLECTABLE TA	.00	-696,250.00
	<b>TOTAL ASSETS</b>	<b>.00</b>	<b>13,726,427.02</b>
<b>LIABILITIES</b>			
2171	DUE TO GENERAL FUND	.00	4,510.61
2184	DUE TO STATE	.00	-269,968.00
2311	DEFERRED REVENUE	.00	-874,675.00
	<b>TOTAL LIABILITIES</b>	<b>.00</b>	<b>-1,140,132.39</b>
<b>FUND BALANCE</b>			
3480	RESTRICTED - LT DEBT RETIREMEN	.00	-11,321,660.82
3611	FUND BALANCE BEG-OF-YEAR	-1,264,635.74	-1,264,633.81
3612	BUDGET SURPLUS/DEFICIT	50,000.00	.00
5010	ESTIMATED REVENUE - CO	-61,550,850.00	.00
5050	REALIZED REVENUE - CO	62,269,910.74	.00
6010	APPROPRIATED EXPENDITURES - CO	61,500,850.00	.00
6050	EXPENDITURES - CO	-61,005,275.00	.00
	<b>TOTAL FUND BALANCE</b>	<b>.00</b>	<b>-12,586,294.63</b>
	<b>TOTAL LIABILITIES + FUND BALANCE</b>	<b>.00</b>	<b>-13,726,427.02</b>

\*\* END OF REPORT - Generated by MIEISHA RUNNELS \*\*

**CONSENT AGENDA**  
10/21/2024

**TOPIC:** Consider Approval of Resolution and Order No. 24-25-01 Authorizing October Amendment to the 2024-2025 Budget

<b>Revenue &amp; Other Resources</b>	<b>Approved Budget</b>	<b>Amended Budget</b>	<b>Proposed Amendments</b>	<b>Amended Budget</b>
General Operating Fund	\$321,553,269		-	\$321,553,269
Food Service Fund	24,246,000		-	\$24,246,000
Debt Service Fund	64,649,650		-	\$64,649,650
<b>Total Revenue &amp; Other Sources</b>	<b>\$410,448,919</b>		<b>\$ -</b>	<b>\$ 410,448,919</b>
<b>Appropriations &amp; Other Uses</b>				
General Operating Fund	\$ 321,533,057		\$ 3,088,703	\$324,621,760
Food Service Fund	24,196,609		1,377	24,197,986
Debt Service Fund	64,549,650		-	64,549,650
<b>Total Appropriations &amp; Other Uses</b>	<b>\$ 410,279,316</b>		<b>\$ 3,090,081</b>	<b>\$413,369,397</b>

**SUBMITTED BY:** Fernando Natividad, Chief Financial Officer and Mahdia Lalee, Director of Business Operations

**BACKGROUND:** In accordance with Texas Education Code Sec. 44.006, "Public funds of the school district may not be spent in any manner other than as provided for in the budget adopted by the board of trustees, but the board may amend a budget or adopt a supplementary emergency budget to cover necessary unforeseen expenses."

**ADMINISTRATIVE RECOMMENDATION:** The Administration recommends approving Resolution and Order No. 24-25-01 increasing total appropriations to \$413,369,397.

**RECOMMENDED BOARD MOTION:** I move the Board approve Resolution and Order No. 24-25-01.

**ATTACHMENTS:**

1. Memo from Mahdia Lalee to Fernando Natividad
2. Resolution and Order No. 24-25-01

## AGENDA SHEET

**Meeting Date:** 10/21/2024

**Resolution/Order No.:** 24-25-01

**Topic:** A Resolution of the Board of Trustees of the Irving Independent School District Adopting an Order Approving Amendment to the 2024-2025 Budget, Appropriating Necessary Funds for Certain Transactions or Projects, and Authorizing Other Matters Relating to the Subject.

**WHEREAS**, the Board of Trustees of the Irving Independent School District heretofore adopted the District's Budget for the 2024-2025 fiscal year which contained estimates of resources and revenues for the year from various sources, and included various capital projects and purchases to be undertaken during the fiscal year, together with the estimated costs thereof; and

**WHEREAS**, it is now apparent the Budget, as amended, should be amended to properly reflect actual changes in operations, revenues, activities, and projects not earlier foreseen or contemplated; and

**WHEREAS**, the Administrative Staff of the District has submitted proposed amendments to the 2024-2025 Budget reflecting the funds and sources of revenues to be allocated to and appropriated for the described projects or activities, a true and correct copy being attached hereto and marked Exhibit "A".

**NOW, THEREFORE, BE IT RESOLVED BY THE BOARD OF TRUSTEES OF THE IRVING INDEPENDENT SCHOOL DISTRICT THAT THE TRUSTEES ADOPT THE FOLLOWING ORDER THAT:**

**SECTION 1:** The proposed amendments to the Budget for the 2024-2025 fiscal year, as amended, as filed and submitted to the District's Board of Trustees and described in Exhibit "A" hereto, containing estimates of resources and revenues for the year from all of the various sources, and the projects, operations, activities, and purchases proposed to be undertaken during the remainder of the year, together with estimated costs thereof, and estimates amounts of all other proposed expenditures, are hereby approved and adopted.

**SECTION 2:** A true and correct copy of Exhibit "A" be filed in the minutes of the Board of Trustees with this Resolution and Order.

**SECTION 3:** There are hereby appropriated from the funds indicated and for such purposes, respectively, such sums of money as may be required for the accomplishment of each of the projects, activities, operations, purchases, or other expenditures described in Exhibit "A" not to exceed for all such payment proposed for any department the total amount of the estimated costs of such projects, operations, activities, purchases, and other expenditures proposed for such department, the actual expenditures of which to be authorized in accordance with law and policies of the Board of Trustees.

**SECTION 4:** Should any part, portion, section, or part of a section of this Order or the amended Budget be declared invalid, inoperative, or void for any reason by a court of competent jurisdiction, such decision, opinion, judgment shall in no way affect the remaining portions, parts, sections, or parts of sections of the Order or the amendments to the Budget, which provisions shall be, remain, and continue to be in full force and effect.

**IT IS SO RESOLVED.**

**PASSED, APPROVED AND ENACTED** by the Board of Trustees of the Irving Independent School District, Irving, Texas, on 10/21/2024, at a duly constituted meeting for which notice was timely given.

\_\_\_\_\_  
President  
Board of Trustees  
Irving Independent School District

ATTEST:

APPROVED AS TO FORM ONLY:

\_\_\_\_\_  
Secretary  
Board of Trustees  
Irving Independent School District

\_\_\_\_\_  
Chief Legal Counsel  
Irving Independent School District

Date: October 21, 2024  
 To: Fernando Natividad, Chief Financial Officer  
 From: Mahdia Lalee, Director of Business Operations  
 Subject: October Amendment to the 2024-2025 Budget

---

**General Operating Fund**

Total budgeted revenue to increase by \$0 dollars and total budgeted appropriations and other uses increase by \$3,088,703 which is summarized as follows:

Revenue:

\$0

Appropriations:

➤ Increases (decreases) to campus activity funds (from campus fund balance) to reflect increase in fund balance:

Function 11 – Instruction	(12,772)	
Function 12 – Library	(3,566)	
Function 13 – Staff Development	1,000	
Function 23 – School Administration	1,137	
Function 36 – Extra-Curricular Activities	13,701	
Function 61 – Community Services	500	0

➤ Increases (decreases) to budget for other transfers:

Function 11 – Instruction	2,639,934	
Function 12 – Library	(68,771)	
Function 13 – Staff Development	(2,993,463)	
Function 21 – Instructional Administration	623,259	
Function 23 – School Administration	127,655	
Function 31 – Guidance and Counseling	275,400	
Function 33 – Health Services	(4,562)	
Function 34 – Pupil Transportation	(5,500)	
Function 36 – Extra-Curricular Activities	54,776	
Function 41 – General Administration	78,375	
Function 51 – Maintenance and Operation	(647,404)	
Function 52 – Security and Monitoring Services	(128,766)	
Function 53 – Data Processing Services	(60,250)	
Function 61 – Community Services	109,317	0

\$0

➤ 2024 FUND 192 CARRY FORWARD		
Function 11 – Instruction	733,468	
Function 12 – Library	118,141	
Function 13 – Staff Development	18,946	
Function 21 – Instructional Administration	11,227	
Function 23 – School Administration	17,558	
Function 31 – Guidance and Counseling	90	
Function 33 – Health Services	14,756	
Function 34 – Pupil Transportation	2,201	
Function 36 – Extra-Curricular Activities	447,707	
Function 41 – General Administration	5,895	
Function 51 – Maintenance and Operation	615	
Function 53 – Data Processing Services	4,068	
Function 61 – Community Services	44,742	1,419,413
➤ 2024 CARRY FORWARD ENCUMBERED FUNDS		
Function 11 – Instruction	116,619	
Function 12 – Library	8,899	
Function 13 – Staff Development	1,135	
Function 21 – Instructional Administration	5,455	
Function 23 – School Administration	533	
Function 31 – Guidance and Counseling	14,319	
Function 34 – Pupil Transportation	1,196,655	
Function 36 – Extra-Curricular Activities	58,636	
Function 41 – General Administration	24,361	
Function 51 – Maintenance and Operation	219,086	
Function 52 – Security and Monitoring Services	1,483	
Function 53 – Data Processing Services	18,350	
Function 81 – Facilities Acquisition and Const	3,759	1,669,290
		<u>\$3,088,704</u>

**Food Service**

Total budgeted appropriations and other uses are to change by \$1,377 which is summarized as follows:

Appropriations:

➤ 2024 CARRY FORWARD ENCUMBERED FUNDS		
Function 35 – Food Service	1,377	1,377
		<u>\$1,377</u>

**Debt Service Fund**

There are no proposed budget changes to the Debt Service Fund.

**October Amendments to the 2023-2024 Budget**

Increasing revenue to	\$410,448,919
Increasing appropriations to	\$413,369,397

	Approved Amended Budget	Proposed Amendments	Amended Budget
Revenue:			
General Operating Fund	\$321,553,269	-	\$321,553,269
Food Service Fund	24,246,000	-	\$24,246,000
Debt Service Fund	64,649,650	-	\$64,649,650
	<u>\$410,448,919</u>	<u>-</u>	<u>\$410,448,919</u>
Appropriations:			
General Operating Fund	321,533,057	3,088,703	\$324,621,760
Food Service Fund	24,196,609	1,377	24,197,986
Debt Service Fund	64,549,650	-	64,549,650
	<u>\$410,279,316</u>	<u>3,090,081</u>	<u>\$413,369,397</u>

Net Decrease to General Operating Fund Balance	<u>(3,088,703)</u>
--	--------------------

Net Decrease to Food Service Fund Balance	<u>(1,377)</u>
---	----------------

Net Decrease to Debt Service Fund Balance	<u>-</u>
---	----------

**IRVING INDEPENDENT SCHOOL DISTRICT  
OFFICIAL DISTRICT BUDGET  
GENERAL OPERATING FUND  
October 2024 BUDGET AMENDMENT**

	<u>ORIGINAL BUDGET</u>	<u>PROPOSED AMENDMENTS TO ORIGINAL BUDGET</u>	<u>APPROVED AMENDED BUDGET</u>	<u>PROPOSED AMENDMENTS</u>	<u>NEW AMENDED BUDGET</u>
<b>REVENUE:</b>					
<b>LOCAL RESOURCES:</b>					
5711 TAXES CURRENT YEAR	154,020,875	-	154,020,875	-	154,020,875
5712 DELINQUENT TAXES	228,522	-	228,522	-	228,522
5719 OTHER TAX RELATED REVENUE	446,729	-	446,729	-	446,729
<b>TOTAL TAXES</b>	<u>154,696,126</u>	<u>-</u>	<u>154,696,126</u>	<u>-</u>	<u>154,696,126</u>
<b>OTHER LOCAL REVENUE:</b>					
5735 SUMMER SCHOOL	-	-	-	-	-
5738 PARKING FEES	4,500	-	4,500	-	4,500
5739 OTHER TUITION AND FEES	100,000	-	100,000	-	100,000
5742 INVESTMENT EARNINGS	250,000	-	250,000	-	250,000
5743 RENTAL OF FACILITIES	50,000	-	50,000	-	50,000
5744 GIFTS AND BEQUESTS	70,000	-	70,000	-	70,000
5745 NET INSURANCE RECOVERY	6,000	-	6,000	-	6,000
5746 TIF TAXES COLLECTED	-	-	-	-	-
5749 MISCELLANEOUS	200,000	-	200,000	-	200,000
5752 ATHLETIC	-	-	-	-	-
5755 ACTIVITY FUND RECEIPTS	1,000,000	-	1,000,000	-	1,000,000
5766 CONCURRENT ENROLLMENT	25,000	-	25,000	-	25,000
5767 IRVING SCHOOL FOUNDATION	-	-	-	-	-
5769 REVENUE FROM INTERMEDIATE	44,500	-	44,500	-	44,500
<b>TOTAL OTHER LOCAL RESOURCES</b>	<u>1,750,000</u>	<u>-</u>	<u>1,750,000</u>	<u>-</u>	<u>1,750,000</u>
<b>TOTAL LOCAL RESOURCES</b>	<u>156,446,126</u>	<u>-</u>	<u>156,446,126</u>	<u>-</u>	<u>156,446,126</u>
<b>STATE RESOURCES:</b>					
5811 PER CAPITA	-	-	-	-	-
5812 FOUNDATION ENTITLEMENTS	150,338,143	-	150,338,143	-	150,338,143
5819 FOUNDATION SUMMER SCHOOL	-	-	-	-	-
5829 TEA/NON-FOUNDATION REVENUE	-	-	-	-	-
5831 STATE T.R.S. ON BEHALF	11,000,000	-	11,000,000	-	11,000,000
<b>TOTAL STATE RESOURCES</b>	<u>161,338,143</u>	<u>-</u>	<u>161,338,143</u>	<u>-</u>	<u>161,338,143</u>
<b>FEDERAL RESOURCES:</b>					
5929 FEDERAL REVENUE - INDIRECT COST	300,000	-	300,000	-	300,000
5931 SHARS REIMBURSEMENT	3,219,000	-	3,219,000	-	3,219,000
5946 BABS SUBSIDY	-	-	-	-	-
5949 R.O.T.C. REIMBURSEMENT	250,000	-	250,000	-	250,000
<b>TOTAL FEDERAL RESOURCES</b>	<u>3,769,000</u>	<u>-</u>	<u>3,769,000</u>	<u>-</u>	<u>3,769,000</u>
<b>TOTAL REVENUES</b>	<u>321,553,269</u>	<u>-</u>	<u>321,553,269</u>	<u>-</u>	<u>321,553,269</u>
<b>OTHER SOURCES</b>					
7912 SALE OF FIXED ASSETS	-	-	-	-	-
7915 INTERFUND TRANSFERS IN	-	-	-	-	-
<b>TOTAL OTHER SOURCES</b>	<u>-</u>	<u>-</u>	<u>-</u>	<u>-</u>	<u>-</u>
<b>TOTAL REVENUE AND OTHER SOURCES</b>	<u>321,553,269</u>	<u>50</u>	<u>321,553,269</u>	<u>-</u>	<u>321,553,269</u>

IRVING INDEPENDENT SCHOOL DISTRICT  
OFFICIAL DISTRICT BUDGET  
GENERAL OPERATING FUND  
October 2024 BUDGET AMENDMENT

	<u>ORIGINAL BUDGET</u>	<u>PROPOSED AMENDMENTS TO ORIGINAL BUDGET</u>	<u>APPROVED AMENDED BUDGET</u>	<u>PROPOSED AMENDMENTS</u>	<u>NEW AMENDED BUDGET</u>
<b>EXPENDITURES:</b>					
00 Indirect Costs	-	-	-	-	-
11 Instruction	190,462,851	-	190,462,851	3,477,249	193,940,100
12 Library	4,774,334	-	4,774,334	54,703	4,829,037
13 Staff Development	7,702,163	-	7,702,163	(2,972,382)	4,729,781
21 Instructional Administration	7,749,696	-	7,749,696	639,940	8,389,636
23 School Administration	18,940,065	-	18,940,065	146,883	19,086,948
31 Counseling Services	15,901,922	-	15,901,922	289,809	16,191,731
32 Attendance Services	875,543	-	875,543	-	875,543
33 Health Services	5,309,892	-	5,309,892	10,194	5,320,086
34 Pupil Transportation	11,101,623	-	11,101,623	1,193,355	12,294,978
35 Food Services	290,498	-	290,498	-	290,498
36 Extra-Curricular Activities	4,055,260	-	4,055,260	574,821	4,630,081
41 General Administration	11,783,723	-	11,783,723	108,630	11,892,353
51 Maintenance	29,146,154	-	29,146,154	(427,703)	28,718,451
52 Security	4,944,737	-	4,944,737	(127,283)	4,817,454
53 Data Processing	4,911,151	-	4,911,151	(37,832)	4,873,319
61 Community Services	2,653,213	-	2,653,213	154,559	2,807,772
71 Debt Service	-	-	-	-	-
81 Facilities	-	-	-	3,759	3,759
95 Payments to JJAEP	190,000	-	190,000	-	190,000
97 Payments to Tax Increment Funds	-	-	-	-	-
99 Intergovernmental Charges	740,232	-	740,232	-	740,232
<b>TOTAL EXPENDITURES</b>	<u>321,533,057</u>	<u>-</u>	<u>321,533,057</u>	<u>3,088,703</u>	<u>324,621,760</u>
<b>OTHER USES</b>					
8911 Interfund Transfers Out	-	-	-	-	-
<b>TOTAL EXPENDITURES AND OTHER USES</b>	<u>321,533,057</u>	<u>-</u>	<u>321,533,057</u>	<u>3,088,703</u>	<u>324,621,760</u>
<b>EXCESS (DEFICIENCY) REVENUES OVER EXPENDITURES</b>	20,212	-	20,212	(3,088,703)	(3,068,491)
<b>EST. BEGINNING FUND BALANCE</b>	<u>80,655,940</u>	<u>-</u>	<u>80,655,940</u>	<u>-</u>	<u>80,655,940</u>
<b>ENDING FUND BALANCE</b>	<u>80,676,152</u>	<u>-</u>	<u>80,676,152</u>	<u>-</u>	<u>77,587,449</u>

IRVING INDEPENDENT SCHOOL DISTRICT  
OFFICIAL DISTRICT BUDGET  
FOOD SERVICE  
October 2024 BUDGET AMENDMENT

	ORIGINAL BUDGET	APPROVED AMENDMENTS	APPROVED AMENDED BUDGET	PROPOSED AMENDMENTS	NEW AMENDED BUDGET
<b>REVENUE:</b>					
<b>LOCAL RESOURCES:</b>					
5742 INVESTMENT EARNINGS	80,000	-	80,000	-	80,000
5751 FOOD SERVICES	1,000,000	-	1,000,000	-	1,000,000
5755 ACTIVITY FUND RECEIPTS	-	-	-	-	-
<b>TOTAL LOCAL RESOURCES</b>	<b>1,080,000</b>	<b>-</b>	<b>1,080,000</b>	<b>-</b>	<b>1,080,000</b>
<b>STATE RESOURCES:</b>					
5829 STATE MATCH - FOOD SERVICE	120,000	-	120,000	-	120,000
<b>TOTAL STATE RESOURCES</b>	<b>120,000</b>	<b>-</b>	<b>120,000</b>	<b>-</b>	<b>120,000</b>
<b>FEDERAL RESOURCES:</b>					
5921 SCHOOL BREAKFAST PROGRAM	6,000,000	-	6,000,000	-	6,000,000
5922 NATIONAL SCHOOL LUNCH PROGRAM	15,346,000	-	15,346,000	-	15,346,000
5923 USDA DONATED COMMODITIES	1,500,000	-	1,500,000	-	1,500,000
5939 SUMMER FEEDING PROGRAM	200,000	-	200,000	-	200,000
<b>TOTAL FEDERAL RESOURCES</b>	<b>23,046,000</b>	<b>-</b>	<b>23,046,000</b>	<b>-</b>	<b>23,046,000</b>
<b>TOTAL REVENUE AND OTHER SOURCES</b>	<b>24,246,000</b>	<b>-</b>	<b>24,246,000</b>	<b>-</b>	<b>24,246,000</b>
<b>EXPENDITURES:</b>					
35 Food Services	23,915,277	-	23,915,277	1,377	23,916,654
36 Extra-Curricular Activities	-	-	-	-	-
51 Maintenance & Operations	281,332	-	281,332	-	281,332
81 Facilities	-	-	-	-	-
<b>TOTAL EXPENDITURES</b>	<b>24,196,609</b>	<b>-</b>	<b>24,196,609</b>	<b>1,377</b>	<b>24,197,986</b>
<b>OTHER USES</b>					
8911 Interfund Transfers Out	-	-	-	-	-
<b>TOTAL EXPENDITURES AND OTHER USES</b>	<b>24,196,609</b>	<b>-</b>	<b>24,196,609</b>	<b>1,377</b>	<b>24,197,986</b>
<b>EXCESS (DEFICIENCY) REVENUES OVER EXPENDITURES</b>	<b>49,391</b>	<b>-</b>	<b>49,391</b>	<b>-</b>	<b>48,014</b>
<b>EST. BEGINNING FUND BALANCE</b>	<b>7,832,362</b>	<b>-</b>	<b>7,832,362</b>	<b>-</b>	<b>7,832,362</b>
<b>ENDING FUND BALANCE</b>	<b>7,881,753</b>	<b>-</b>	<b>7,881,753</b>	<b>-</b>	<b>7,880,376</b>

IRVING INDEPENDENT SCHOOL DISTRICT  
OFFICIAL DISTRICT BUDGET  
DEBT SERVICE  
October 2024 BUDGET AMENDMENT

	ORIGINAL BUDGET	APPROVED AMENDMENTS	APPROVED AMENDED BUDGET	PROPOSED AMENDMENTS	NEW AMENDED BUDGET
<b>REVENUE:</b>					
<b>LOCAL RESOURCES:</b>					
5711 TAXES CURRENT YEAR	64,299,650	-	64,299,650	-	64,299,650
5712 DELINQUENT TAXES	100,000	-	100,000	-	100,000
5719 OTHER TAX RELATED REVENUE	-	-	-	-	-
TOTAL TAXES	<u>64,399,650</u>	<u>-</u>	<u>64,399,650</u>	<u>-</u>	<u>64,399,650</u>
OTHER LOCAL REVENUE:					
5742 INVESTMENT EARNINGS	250,000	-	250,000	-	250,000
5799 ISD-TNT ADJUSTMENT	-	-	-	-	-
TOTAL OTHER LOCAL SOURCES	<u>250,000</u>	<u>-</u>	<u>250,000</u>	<u>-</u>	<u>250,000</u>
TOTAL LOCAL RESOURCES	<u>64,649,650</u>	<u>-</u>	<u>64,649,650</u>	<u>-</u>	<u>64,649,650</u>
<b>STATE RESOURCES:</b>					
5829 TEA/NON-FOUNDATION REVENUE	-	-	-	-	-
TOTAL STATE RESOURCES	<u>-</u>	<u>-</u>	<u>-</u>	<u>-</u>	<u>-</u>
<b>TOTAL REVENUES</b>	<u>64,649,650</u>	<u>-</u>	<u>64,649,650</u>	<u>-</u>	<u>64,649,650</u>
<b>OTHER SOURCES :</b>					
7911 SALE OF BONDS	-	-	-	-	-
7915 INTERFUND TRANSFERS IN	-	-	-	-	-
7916 PREMIUM (DISCOUNT) BONDS PAYABLE	-	-	-	-	-
TOTAL OTHER SOURCES	<u>-</u>	<u>-</u>	<u>-</u>	<u>-</u>	<u>-</u>
<b>TOTAL REVENUE AND OTHER SOURCES</b>	<u>64,649,650</u>	<u>-</u>	<u>64,649,650</u>	<u>-</u>	<u>64,649,650</u>
<b>EXPENDITURES:</b>					
71 DEBT SERVICE	64,549,650	-	64,549,650	-	64,549,650
TOTAL EXPENDITURES	<u>64,549,650</u>	<u>-</u>	<u>64,549,650</u>	<u>-</u>	<u>64,549,650</u>
<b>OTHER USES :</b>					
8949 REFUNDING BONDS	-	-	-	-	-
TOTAL EXPENDITURES AND OTHER USES	<u>64,549,650</u>	<u>-</u>	<u>64,549,650</u>	<u>-</u>	<u>64,549,650</u>
<b>EXCESS (DEFICIENCY) REVENUES OVER EXPENDITURES</b>	100,000	-	100,000	-	100,000
<b>EST. BEGINNING FUND BALANCE</b>	<u>9,368,431</u>	<u>-</u>	<u>9,368,431</u>	<u>-</u>	<u>9,368,431</u>
<b>ENDING FUND BALANCE</b>	<u>9,468,431</u>	<u>-</u>	<u>9,468,431</u>	<u>-</u>	<u>9,468,431</u>

**CONSENT AGENDA**  
10/21/2024

**TOPIC:** Consider Approval of Resolution and Order No. 24-25-02 Authorizing Revised August Amendment to the 2023-2024 Budget

<b>Revenue &amp; Other Resources</b>	<b>Approved Amended Budget</b>	<b>Proposed Amendments</b>	<b>Amended Budget</b>
General Operating Fund	\$329,219,246	1,948,055	\$331,167,302
Food Service Fund	24,940,000	-	\$24,940,000
Debt Service Fund	61,550,850	-	\$61,550,850
<b>Total Revenue &amp; Other Sources</b>	<b>\$415,710,096</b>	<b>\$ 1,948,055</b>	<b>\$ 417,658,152</b>
<b>Appropriations &amp; Other Uses</b>			
General Operating Fund	\$ 335,868,378	\$ 1,928,028	\$337,796,406
Food Service Fund	28,058,035	-	28,058,035
Debt Service Fund	61,500,850	-	61,500,850
<b>Total Appropriations &amp; Other Uses</b>	<b>\$ 425,427,263</b>	<b>\$ 1,928,028</b>	<b>\$427,355,291</b>

**SUBMITTED BY:** Fernando Natividad, Chief Financial Officer and Mahdia Lalee, Director of Business Operations

**BACKGROUND:** In accordance with Texas Education Code Sec. 44.006, “Public funds of the school district may not be spent in any manner other than as provided for in the budget adopted by the board of trustees, but the board may amend a budget or adopt a supplementary emergency budget to cover necessary unforeseen expenses.”

**ADMINISTRATIVE RECOMMENDATION:** The Administration recommends approving Resolution and Order No. 24-25-02 increasing the districts total budgeted revenue to \$417,658,152 increasing total appropriations to \$427,355,291.

**RECOMMENDED BOARD MOTION:** I move the Board approve Resolution and Order No. 24-25-02.

**ATTACHMENTS:**

1. Memo from Mahdia Lalee to Fernando Natividad
2. Resolution and Order No. 24-25-02

## AGENDA SHEET

**Meeting Date:** 10/21/2024

**Resolution/Order No.:** 24-25-02

**Topic:** A Resolution of the Board of Trustees of the Irving Independent School District Adopting an Order Approving Amendment to the 2023-2024 Budget, Appropriating Necessary Funds for Certain Transactions or Projects, and Authorizing Other Matters Relating to the Subject.

**WHEREAS**, the Board of Trustees of the Irving Independent School District heretofore adopted the District's Budget for the 2023-2024 fiscal year which contained estimates of resources and revenues for the year from various sources, and included various capital projects and purchases to be undertaken during the fiscal year, together with the estimated costs thereof; and

**WHEREAS**, it is now apparent the Budget, as amended, should be amended to properly reflect actual changes in operations, revenues, activities, and projects not earlier foreseen or contemplated; and

**WHEREAS**, the Administrative Staff of the District has submitted proposed amendments to the 2023-2024 Budget reflecting the funds and sources of revenues to be allocated to and appropriated for the described projects or activities, a true and correct copy being attached hereto and marked Exhibit "A".

**NOW, THEREFORE, BE IT RESOLVED BY THE BOARD OF TRUSTEES OF THE IRVING INDEPENDENT SCHOOL DISTRICT THAT THE TRUSTEES ADOPT THE FOLLOWING ORDER THAT:**

**SECTION 1:** The proposed amendments to the Budget for the 2023-2024 fiscal year, as amended, as filed and submitted to the District's Board of Trustees and described in Exhibit "A" hereto, containing estimates of resources and revenues for the year from all of the various sources, and the projects, operations, activities, and purchases proposed to be undertaken during the remainder of the year, together with estimated costs thereof, and estimates amounts of all other proposed expenditures, are hereby approved and adopted.

**SECTION 2:** A true and correct copy of Exhibit "A" be filed in the minutes of the Board of Trustees with this Resolution and Order.

**SECTION 3:** There are hereby appropriated from the funds indicated and for such purposes, respectively, such sums of money as may be required for the accomplishment of each of the projects, activities, operations, purchases, or other expenditures described in Exhibit "A" not to exceed for all such payment proposed for any department the total amount of the estimated costs of such projects, operations, activities, purchases, and other expenditures proposed for such department, the actual expenditures of which to be authorized in accordance with law and policies of the Board of Trustees.

**SECTION 4:** Should any part, portion, section, or part of a section of this Order or the amended Budget be declared invalid, inoperative, or void for any reason by a court of competent jurisdiction, such decision, opinion, judgment shall in no way affect the remaining portions, parts, sections, or parts of sections of the Order or the amendments to the Budget, which provisions shall be, remain, and continue to be in full force and effect.

**IT IS SO RESOLVED.**

**PASSED, APPROVED AND ENACTED** by the Board of Trustees of the Irving Independent School District, Irving, Texas, on 10/21/2024, at a duly constituted meeting for which notice was timely given.

\_\_\_\_\_  
President  
Board of Trustees  
Irving Independent School District

ATTEST:

APPROVED AS TO FORM ONLY:

\_\_\_\_\_  
Secretary  
Board of Trustees  
Irving Independent School District

\_\_\_\_\_  
Chief Legal Counsel  
Irving Independent School District

Date: October 21, 2024  
 To: Fernando Natividad, Chief Financial Officer  
 From: Mahdia Lalee, Director of Business Operations  
 Subject: Revised August Amendment to the 2023-2024 Budget

---

**General Operating Fund**

Total budgeted revenue to increase by \$1,948,055 dollars and total budgeted appropriations and other uses increase by \$1,928,028 which is summarized as follows:

Revenue:

➤ Increase to campus activity funds		
5755 – Activity Fund Receipt	30,851	
➤ Increase to budget for Land Purchase		
7915 – Interfund Transfer In	1,917,204	
		\$ 1,948,055

Appropriations:

➤ Increases (decreases) to campus activity funds (from campus fund balance) to reflect increase in fund balance:		
Function 11 – Instruction	(16,658)	
Function 12 – Library	867	
Function 13 – Staff Development	786	
Function 23 – School Administration	25,686	
Function 36 – Extra-Curricular Activities	363	
Function 61 – Community Services	(220)	10,824
➤ Increases (decreases) to budget for other transfers:		
Function 11 – Instruction	(4,028,222)	
Function 12 – Library	(175,492)	
Function 13 – Staff Development	(417,097)	
Function 21 – Instructional Administration	(100,813)	
Function 23 – School Administration	(437,082)	
Function 31 – Guidance and Counseling	915,698	
Function 32 – Attendance	(550)	
Function 33 – Health Services	(826)	
Function 34 – Pupil Transportation	(644,500)	
Function 36 – Extra-Curricular Activities	471,993	
Function 41 – General Administration	130,628	
Function 51 – Maintenance and Operation	(758,744)	
Function 52 – Security and Monitoring Services	1,411,557	
Function 53 – Data Processing Services	697,741	
Function 61 – Community Services	(9,669)	
Function 71 – Debt Service	2,805,095	
Function 81 – Facilities	2,057,487	1,917,204
		\$1,928,028

**Food Service and Debt Service Fund**

There are no proposed budget changes to the Food Service and Debt Service Fund.

**Revised August Amendments to the 2023-2024 Budget**

Increasing revenue to	\$417,658,152
Increasing appropriations to	\$427,355,291

	Approved Amended Budget	Proposed Amendments	Amended Budget
<b>Revenue:</b>			
General Operating Fund	\$329,219,246	1,948,055	\$331,167,302
Food Service Fund	24,940,000	-	\$24,940,000
Debt Service Fund	61,550,850	-	\$61,550,850
	<u>\$415,710,096</u>	<u>1,948,055</u>	<u>\$417,658,152</u>
<b>Appropriations:</b>			
General Operating Fund	335,868,378	1,928,028	\$337,796,406
Food Service Fund	28,058,035	-	28,058,035
Debt Service Fund	61,500,850	-	61,500,850
	<u>\$425,427,263</u>	<u>1,928,028</u>	<u>\$427,355,291</u>

<b>Net Decrease to General Operating Fund Balance</b>	<u>20,027</u>
<b>Net Decrease to Food Service Fund Balance</b>	<u>-</u>
<b>Net Decrease to Debt Service Fund Balance</b>	<u>-</u>

**IRVING INDEPENDENT SCHOOL DISTRICT  
OFFICIAL DISTRICT BUDGET  
GENERAL OPERATING FUND  
August 2024 BUDGET AMENDMENT**

	<u>ORIGINAL BUDGET</u>	<u>PROPOSED AMENDMENTS TO ORIGINAL BUDGET</u>	<u>APPROVED AMENDED BUDGET</u>	<u>PROPOSED AMENDMENTS</u>	<u>NEW AMENDED BUDGET</u>
<b>REVENUE:</b>					
<b>LOCAL RESOURCES:</b>					
5711 TAXES CURRENT YEAR	165,491,762	-	165,491,762	-	165,491,762
5712 DELINQUENT TAXES	245,542	-	245,542	-	245,542
5719 OTHER TAX RELATED REVENUE	480,000	-	480,000	-	480,000
<b>TOTAL TAXES</b>	<b>166,217,304</b>	<b>-</b>	<b>166,217,304</b>	<b>-</b>	<b>166,217,304</b>
<b>OTHER LOCAL REVENUE:</b>					
5735 SUMMER SCHOOL	-	-	-	-	-
5738 PARKING FEES	4,500	-	4,500	-	4,500
5739 OTHER TUITION AND FEES	200,000	-	200,000	-	200,000
5742 INVESTMENT EARNINGS	250,000	-	250,000	-	250,000
5743 RENTAL OF FACILITIES	70,000	-	70,000	-	70,000
5744 GIFTS AND BEQUESTS	162,450	10,890	173,340	-	173,340
5745 NET INSURANCE RECOVERY	200,000	-	200,000	-	200,000
5746 TIF TAXES COLLECTED	-	-	-	-	-
5749 MISCELLANEOUS	500,000	-	500,000	-	500,000
5752 ATHLETIC	-	-	-	-	-
5755 ACTIVITY FUND RECEIPTS	1,000,000	670,642	1,670,642	30,851	1,701,493
5766 CONCURRENT ENROLLMENT	50,000	-	50,000	-	50,000
5767 IRVING SCHOOL FOUNDATION	-	200,230	200,230	-	200,230
5769 REVENUE FROM INTERMEDIATE	200,000	-	200,000	-	200,000
<b>TOTAL OTHER LOCAL RESOURCES</b>	<b>2,636,950</b>	<b>881,761</b>	<b>3,518,711</b>	<b>30,851</b>	<b>3,549,562</b>
<b>TOTAL LOCAL RESOURCES</b>	<b>168,854,254</b>	<b>881,761</b>	<b>169,736,015</b>	<b>30,851</b>	<b>169,766,866</b>
<b>STATE RESOURCES:</b>					
5811 PER CAPITA	-	-	-	-	-
5812 FOUNDATION ENTITLEMENTS	137,450,419	-	137,450,419	-	137,450,419
5819 FOUNDATION SUMMER SCHOOL	-	-	-	-	-
5829 TEA/NON-FOUNDATION REVENUE	-	-	-	-	-
5831 STATE T.R.S. ON BEHALF	12,500,000	-	12,500,000	-	12,500,000
<b>TOTAL STATE RESOURCES</b>	<b>149,950,419</b>	<b>-</b>	<b>149,950,419</b>	<b>-</b>	<b>149,950,419</b>
<b>FEDERAL RESOURCES:</b>					
5929 FEDERAL REVENUE - INDIRECT COST	4,000,000	-	4,000,000	-	4,000,000
5931 SHARS REIMBURSEMENT	4,350,000	-	4,350,000	-	4,350,000
5946 BABS SUBSIDY	-	-	-	-	-
5949 R.O.T.C. REIMBURSEMENT	250,000	-	250,000	-	250,000
<b>TOTAL FEDERAL RESOURCES</b>	<b>8,600,000</b>	<b>-</b>	<b>8,600,000</b>	<b>-</b>	<b>8,600,000</b>
<b>TOTAL REVENUES</b>	<b>327,404,673</b>	<b>881,761</b>	<b>328,286,434</b>	<b>30,851</b>	<b>328,317,285</b>
<b>OTHER SOURCES</b>					
7912 SALE OF FIXED ASSETS	-	-	-	-	-
7915 INTERFUND TRANSFERS IN	-	932,812	932,812	1,917,204	2,850,016
<b>TOTAL OTHER SOURCES</b>	<b>-</b>	<b>932,812</b>	<b>932,812</b>	<b>1,917,204</b>	<b>2,850,016</b>
<b>TOTAL REVENUE AND OTHER SOURCES</b>	<b>327,404,673</b>	<b>1,814,573</b>	<b>329,219,246</b>	<b>1,948,055</b>	<b>331,167,302</b>

IRVING INDEPENDENT SCHOOL DISTRICT  
OFFICIAL DISTRICT BUDGET  
GENERAL OPERATING FUND  
August 2024 BUDGET AMENDMENT

	ORIGINAL BUDGET	PROPOSED AMENDMENTS TO ORIGINAL BUDGET	APPROVED AMENDED BUDGET	PROPOSED AMENDMENTS	NEW AMENDED BUDGET
<b>EXPENDITURES:</b>					
00 Indirect Costs			4,700,000	-	4,700,000
11 Instruction	195,366,052	359,684	195,725,736	(4,044,878)	191,680,857
12 Library	5,568,551	54,389	5,622,940	(174,625)	5,448,315
13 Staff Development	5,082,196	(414,144)	4,668,052	(416,311)	4,251,742
21 Instructional Administration	7,572,909	578,652	8,151,561	(100,813)	8,050,748
23 School Administration	20,934,407	683,965	21,618,372	(411,396)	21,206,975
31 Counseling Services	16,088,200	1,067,325	17,155,525	915,698	18,071,222
32 Attendance Services	1,323,251	(203,500)	1,119,751	(550)	1,119,201
33 Health Services	3,600,139	1,319	3,601,458	(826)	3,600,632
34 Pupil Transportation	11,880,556	(162,106)	11,718,450	(644,500)	11,073,950
35 Food Services	962,665	-	961,065	-	961,065
36 Extra-Curricular Activities	5,705,836	900,359	6,606,195	472,355	7,078,551
41 General Administration	10,936,201	1,616,501	12,552,702	130,628	12,683,329
51 Maintenance	29,678,000	(100,113)	29,577,887	(758,743)	28,819,144
52 Security	4,758,872	233,121	4,991,993	1,411,557	6,403,550
53 Data Processing	4,586,265	(114,754)	4,471,511	697,741	5,169,251
61 Community Services	2,454,746	(1,252,874)	1,201,872	(9,889)	1,191,983
71 Debt Service	-	250,374	250,374	2,805,095	3,055,469
81 Facilities	-	276,469	276,469	2,057,487	2,333,956
95 Payments to JJAEP	190,000	-	190,000	-	190,000
97 Payments to Tax Increment Funds	-	-	-	-	-
99 Intergovernmental Charges	702,478	-	706,466	-	706,466
<b>TOTAL EXPENDITURES</b>	<b>327,391,324</b>	<b>3,774,666</b>	<b>335,868,378</b>	<b>1,928,028</b>	<b>337,796,406</b>
<b>OTHER USES</b>					
8911 Interfund Transfers Out	-	-	-	-	-
<b>TOTAL EXPENDITURES AND OTHER USES</b>	<b>327,391,324</b>	<b>3,774,666</b>	<b>335,868,378</b>	<b>1,928,028</b>	<b>337,796,406</b>
<b>EXCESS (DEFICIENCY) REVENUES OVER EXPENDITURES</b>	<b>13,349</b>	<b>5,589,239</b>	<b>(6,649,131)</b>	<b>20,027</b>	<b>(6,629,104)</b>
<b>EST. BEGINNING FUND BALANCE</b>	<b>80,655,940</b>	<b>-</b>	<b>80,655,940</b>	<b>-</b>	<b>80,655,940</b>
<b>ENDING FUND BALANCE</b>	<b>80,669,289</b>	<b>5,589,239</b>	<b>74,006,809</b>	<b>-</b>	<b>74,026,836</b>

IRVING INDEPENDENT SCHOOL DISTRICT  
OFFICIAL DISTRICT BUDGET  
FOOD SERVICE  
August 2024 BUDGET AMENDMENT

	ORIGINAL BUDGET	APPROVED AMENDMENTS	APPROVED AMENDED BUDGET	PROPOSED AMENDMENTS	NEW AMENDED BUDGET
<b>REVENUE:</b>					
<b>LOCAL RESOURCES:</b>					
5742 INVESTMENT EARNINGS	80,000	-	80,000	-	80,000
5751 FOOD SERVICES	1,000,000	-	1,000,000	-	1,000,000
5755 ACTIVITY FUND RECEIPTS	50,000	-	50,000	-	50,000
<b>TOTAL LOCAL RESOURCES</b>	<b>1,130,000</b>	<b>-</b>	<b>1,130,000</b>	<b>-</b>	<b>1,130,000</b>
<b>STATE RESOURCES:</b>					
5829 STATE MATCH - FOOD SERVICE	120,000	-	120,000	-	120,000
<b>TOTAL STATE RESOURCES</b>	<b>120,000</b>	<b>-</b>	<b>120,000</b>	<b>-</b>	<b>120,000</b>
<b>FEDERAL RESOURCES:</b>					
5921 SCHOOL BREAKFAST PROGRAM	6,000,000	-	6,000,000	-	6,000,000
5922 NATIONAL SCHOOL LUNCH PROGRAM	15,640,000	-	15,640,000	-	15,640,000
5923 USDA DONATED COMMODITIES	1,850,000	-	1,850,000	-	1,850,000
5939 SUMMER FEEDING PROGRAM	200,000	-	200,000	-	200,000
<b>TOTAL FEDERAL RESOURCES</b>	<b>23,690,000</b>	<b>-</b>	<b>23,690,000</b>	<b>-</b>	<b>23,690,000</b>
<b>TOTAL REVENUE AND OTHER SOURCES</b>	<b>24,940,000</b>	<b>-</b>	<b>24,940,000</b>	<b>-</b>	<b>24,940,000</b>
<b>EXPENDITURES:</b>					
35 Food Services	21,115,635	6,220,088	27,335,723	-	27,335,723
36 Extra-Curricular Activities	-	-	-	-	-
51 Maintenance & Operations	623,500	98,812	722,312	-	722,312
81 Facilities	1,500,000	(1,500,000)	-	-	-
<b>TOTAL EXPENDITURES</b>	<b>23,239,135</b>	<b>4,818,900</b>	<b>28,058,035</b>	<b>-</b>	<b>28,058,035</b>
<b>OTHER USES</b>					
8911 Interfund Transfers Out	-	-	-	-	-
<b>TOTAL EXPENDITURES AND OTHER USES</b>	<b>23,239,135</b>	<b>4,818,900</b>	<b>28,058,035</b>	<b>-</b>	<b>28,058,035</b>
<b>EXCESS (DEFICIENCY) REVENUES OVER EXPENDITURES</b>	<b>1,700,865</b>	<b>(4,818,900)</b>	<b>(3,118,035)</b>		<b>(3,118,035)</b>
<b>EST. BEGINNING FUND BALANCE</b>	<b>6,131,497</b>	<b>-</b>	<b>6,131,497</b>	<b>-</b>	<b>6,131,497</b>
<b>ENDING FUND BALANCE</b>	<b>7,832,362</b>	<b>(4,818,900)</b>	<b>3,013,462</b>	<b>-</b>	<b>3,013,462</b>

IRVING INDEPENDENT SCHOOL DISTRICT  
OFFICIAL DISTRICT BUDGET  
DEBT SERVICE  
August 2024 BUDGET AMENDMENT

	ORIGINAL BUDGET	APPROVED AMENDMENTS	APPROVED AMENDED BUDGET	PROPOSED AMENDMENTS	NEW AMENDED BUDGET
<b>REVENUE:</b>					
<b>LOCAL RESOURCES:</b>					
5711 TAXES CURRENT YEAR	61,000,850	-	61,000,850	-	61,000,850
5712 DELINQUENT TAXES	100,000	-	100,000	-	100,000
5719 OTHER TAX RELATED REVENUE	-	-	-	-	-
<b>TOTAL TAXES</b>	<b>61,100,850</b>	<b>-</b>	<b>61,100,850</b>	<b>-</b>	<b>61,100,850</b>
<b>OTHER LOCAL REVENUE:</b>					
5742 INVESTMENT EARNINGS	450,000	-	450,000	-	450,000
5799 ISD-TNT ADJUSTMENT	-	-	-	-	-
<b>TOTAL OTHER LOCAL SOURCES</b>	<b>450,000</b>	<b>-</b>	<b>450,000</b>	<b>-</b>	<b>450,000</b>
<b>TOTAL LOCAL RESOURCES</b>	<b>61,550,850</b>	<b>-</b>	<b>61,550,850</b>	<b>-</b>	<b>61,550,850</b>
<b>STATE RESOURCES:</b>					
5829 TEA/NON-FOUNDATION REVENUE	-	-	-	-	-
<b>TOTAL STATE RESOURCES</b>	<b>-</b>	<b>-</b>	<b>-</b>	<b>-</b>	<b>-</b>
<b>TOTAL REVENUES</b>	<b>61,550,850</b>	<b>-</b>	<b>61,550,850</b>	<b>-</b>	<b>61,550,850</b>
<b>OTHER SOURCES :</b>					
7911 SALE OF BONDS	-	-	-	-	-
7915 INTERFUND TRANSFERS IN	-	-	-	-	-
7916 PREMIUM (DISCOUNT) BONDS PAYABLE	-	-	-	-	-
<b>TOTAL OTHER SOURCES</b>	<b>-</b>	<b>-</b>	<b>-</b>	<b>-</b>	<b>-</b>
<b>TOTAL REVENUE AND OTHER SOURCES</b>	<b>61,550,850</b>	<b>-</b>	<b>61,550,850</b>	<b>-</b>	<b>61,550,850</b>
<b>EXPENDITURES:</b>					
71 DEBT SERVICE	61,500,850	-	61,500,850	-	61,500,850
<b>TOTAL EXPENDITURES</b>	<b>61,500,850</b>	<b>-</b>	<b>61,500,850</b>	<b>-</b>	<b>61,500,850</b>
<b>OTHER USES :</b>					
8949 REFUNDING BONDS	-	-	-	-	-
<b>TOTAL EXPENDITURES AND OTHER USES</b>	<b>61,500,850</b>	<b>-</b>	<b>61,500,850</b>	<b>-</b>	<b>61,500,850</b>
<b>EXCESS (DEFICIENCY) REVENUES OVER EXPENDITURES</b>	<b>50,000</b>	<b>-</b>	<b>50,000</b>	<b>-</b>	<b>50,000</b>
<b>EST. BEGINNING FUND BALANCE</b>	<b>9,318,431</b>	<b>-</b>	<b>9,318,431</b>	<b>-</b>	<b>9,318,431</b>
<b>ENDING FUND BALANCE</b>	<b>9,368,431</b>	<b>-</b>	<b>9,368,431</b>	<b>-</b>	<b>9,368,431</b>

**CONSENT AGENDA**  
10/21/2024

**TOPIC:** Consider Approval of the Supplements to the Irving ISD Tax Rolls

**SUBMITTED BY:** Cher Elzy - Director of Taxation

**BACKGROUND:** The Board approved the tax roll on August 19, 2024. Supplements to the tax rolls are prepared monthly by the Dallas Central Appraisal District. Board action is required on any refunds greater than \$2,500.00. For ease in processing, we are presenting the total value of all supplements.

**ADMINISTRATIVE RECOMMENDATION:** The Administration recommends that the Board of Trustees approve the supplements to the Irving ISD tax rolls.

**RECOMMENDED BOARD MOTION:** I move the Board approve the Supplements to the Irving ISD Tax Rolls.

Attachments:

1. Memo from Cher Elzy to Fernando Natividad
2. Dallas Central Appraisal District Supplement Recap for September
3. Supplement 02 to the 2024 tax roll
4. Supplement 14 to the 2023 tax roll
5. Supplement 26 to the 2022 tax roll
6. Supplement 38 to the 2021 tax roll
7. Supplement 49 to the 2020 tax roll
8. Supplement 62 to the 2019 tax roll
9. Comparison of the Budget to the Actual Tax Roll Spreadsheet

## **MEMO**

Date: October 21, 2024  
To: Fernando Natividad, Chief Financial Officer  
From: Cher Elzy, Director of Taxation  
Subject: September Supplement Reports

---

Attached for your consideration are the September Supplement Reports.

Thank you.



**DALLAS CENTRAL APPRAISAL DISTRICT**

**SUPPLEMENT 09-2024**

**As of September 04, 2024**

**State of Texas  
County of Dallas**

**Property Tax Code, Section 25.25**

**I, Shane Docherty, Executive Director/Chief Appraiser of the Dallas Central Appraisal District, attest to the best of my knowledge, that the attached is a supplement to the certified appraisal roll which lists taxable property for**

**IRVING ISD**

<b>Tax Year</b>	<b>Amount of</b>
2024	140,103,307
2023	56,317,203-
2022	3,295,603-
2021	10,000-
2020	7,500-
2019	12,000-

**Date : September 12, 2024**

**Shane Docherty  
Executive Director/Chief Appraiser**

2024 SUPPLEMENT NO. 02

	Real Property Additions		Personal Property Additions
\$	147,714,936		\$ 13,890
	Total Additions	Supplemental Change Report	Net Changes of Changes
\$	147,728,826	\$ (7,625,519)	\$ 140,103,307

---

Summary of Supplemental Change Report  
#1 through #2

Value	Reason
\$ (10,283,085)	Exemptions and Value Changes
\$ 214,574,777	Total Additions
\$ 204,291,692	Net Total

2023 SUPPLEMENT NO. 14

Real Property Additions		Personal Property Additions
\$ 0		\$ 55,430
Total Additions	Supplemental Change Report	Net Changes of Changes
\$ 55,430	\$ (56,372,633)	\$ (56,317,203)

---

Summary of Supplemental Change Report  
#1 through #14

Value	Reason
\$ (427,449,995)	Exemptions and Value Changes
\$ 651,147,560	Total Additions
\$ 223,697,565	Net Total

2022 SUPPLEMENT NO. 26

Real Property Additions		Personal Property Additions
\$ 0		\$ 5,640
Total Additions	Supplemental Change Report	Net Changes of Changes
\$ 5,640	\$ (3,301,243)	\$ (3,295,603)

---

Summary of Supplemental Change Report  
#1 through #26

Value	Reason
\$ (696,737,671)	Exemptions and Value Changes
\$ 536,304,613	Total Additions
\$ (160,433,058)	Net Total

2021 SUPPLEMENT NO. 38

Real Property Additions		Personal Property Additions
\$	0	\$
		0
Total Additions	Supplemental Change Report	Net Changes of Changes
\$	\$	\$
0	(10,000)	(10,000)

---

Summary of Supplemental Change Report  
#1 through #38

Value	Reason
\$ (380,048,981)	Exemptions and Value Changes
\$ 656,479,235	Total Additions
\$ 276,430,254	Net Total

2020 SUPPLEMENT NO. 49

Real Property Additions		Personal Property Additions
\$	0	\$
		0
Total Additions	Supplemental Change Report	Net Changes of Changes
\$	\$	\$
0	(7,500)	(7,500)

Summary of Supplemental Change Report  
#1 through #49

Value	Reason
\$ (356,842,173)	Exemptions and Value Changes
\$ 1,241,851,292	Total Additions
\$ 885,009,119	Net Total

2019 SUPPLEMENT NO. 62

Real Property Additions		Personal Property Additions
\$ 0		\$ 0
Total Additions	Supplemental Change Report	Net Changes of Changes
\$ 0	\$ (12,000)	\$ (12,000)

Summary of Supplemental Change Report  
#1 through #62

Value	Reason
\$ (295,078,818)	Exemptions and Value Changes
\$ 184,586,163	Total Additions
\$ (110,492,655)	Net Total

## RECAP FOR SEPTEMBER SUPPLEMENT

2024 SUPPLEMENT NO.	02	\$	140,103,307
2023 SUPPLEMENT NO.	14	\$	(56,317,203)
2022 SUPPLEMENT NO.	26	\$	(3,295,603)
2021 SUPPLEMENT NO.	38	\$	(10,000)
2020 SUPPLEMENT NO.	49	\$	(7,500)
2019 SUPPLEMENT NO.	62	\$	(12,000)

**FY 2024-2025  
COMPARISON OF BUDGET TO ACTUAL TAX ROLL**

	ORIGINAL BUDGET	CERTIFIED TAX ROLL	ROLLS 1 - 2	ADJUSTED TAX ROLL
NET TAXABLE VALUE	\$ 22,786,745,294	\$ 22,546,567,363	204,291,692	\$ 22,750,859,055
M & O LEVY (0.7179)	\$ 163,571,686	\$ 161,861,807	1,466,610	\$ 163,328,417
I & S LEVY (.2980)	\$ 67,898,541	\$ 67,188,771	608,789	\$ 67,797,560
TOTAL LEVY (1.0159)	\$ 231,470,227	\$ 229,050,578	2,075,399	\$ 231,125,977
<b>2024 SUPPLEMENT</b>	<b>TAXABLE VALUE</b>			
<b>SUPPLEMENT NO. 1</b>	<b>64,188,385</b>			
<b>SUPPLEMENT NO. 2</b>	<b>140,103,307</b>			

**TOTAL 204,291,692**

\* LEVY REFLECTS FROZEN LOSS FROM OVER 65 & DISABILITY ACCOUNTS

2024 SUPPLEMENTAL BUDGET	-150,000,000
<b>NET GAIN (LOSS) TO TAX</b>	<u>354,291,692</u>

LEVY GAIN (LOSS) M & O	2,543,460
LEVY GAIN (LOSS) I & S	1,055,789
<b>TOTAL LEVY GAIN (LOSS) DUE TO SUPPLEMENTS</b>	<u>3,599,249</u>

**FY 2023-2024**

**COMPARISON OF BUDGET TO ACTUAL TAX ROLL**

	ORIGINAL BUDGET	CERTIFIED TAX ROLL	ROLLS 1 - 14	ADJUSTED TAX ROLL
NET TAXABLE VALUE	\$ 21,868,208,126	\$ 20,003,908,010	223,697,565	\$ 20,227,605,575
M & O LEVY (0.7279)	\$ 159,178,687	\$ 145,608,446	1,628,295	\$ 147,236,741
I & S LEVY (.3002)	\$ 65,648,361	\$ 60,051,732	671,540	\$ 60,723,272
TOTAL LEVY (1.0281)	\$ 224,827,048	\$ 205,660,178	2,299,835	\$ 207,960,013

2023 SUPPLEMENT	TAXABLE VALUE
SUPPLEMENT NO. 1	351,864,836
SUPPLEMENT NO. 2	170,903,554
SUPPLEMENT NO. 3	45,606,938
SUPPLEMENT NO. 4	21,837,256
SUPPLEMENT NO. 5	-2,980,619
SUPPLEMENT NO. 6	-26,392,915
SUPPLEMENT NO. 7	-34,099,505
SUPPLEMENT NO. 8	-37,246,168
SUPPLEMENT NO. 9	-9,786,752
SUPPLEMENT NO. 10	-79,254,207
SUPPLEMENT NO. 11	-14,187,846
SUPPLEMENT NO. 12	-57,745,061
SUPPLEMENT NO. 13	-48,504,743
SUPPLEMENT NO. 14	-56,317,203

**TOTAL** **223,697,565**

\* LEVY REFLECTS FROZEN LOSS FROM OVER 65 & DISABILITY ACCOUNTS

2023 SUPPLEMENTAL BUDGET	-150,000,000
<b>NET GAIN (LOSS) TO TAX</b>	<u>373,697,565</u>
LEVY GAIN (LOSS) M & O	2,720,145
LEVY GAIN (LOSS) I & S	1,121,840
<b>TOTAL LEVY GAIN (LOSS) DUE TO SUPPLEMENTS</b>	<u>3,841,985</u>

**FY 2022-2023  
COMPARISON OF BUDGET TO ACTUAL TAX ROLL**

	ORIGINAL BUDGET	CERTIFIED TAX ROLL	ROLLS 1 - 26	ADJUSTED TAX ROLL
NET TAXABLE VALUE	\$ 19,462,591,586	\$ 19,095,365,105	-160,433,058	\$ 18,934,932,047
M & O LEVY (0.9056)	\$ 176,253,229	\$ 172,927,626	-1,452,882	\$ 171,474,744
I & S LEVY (.2418)	\$ 47,060,546	\$ 46,172,593	-387,927	\$ 45,784,666
TOTAL LEVY (1.1474)	\$ 223,313,775	\$ 219,100,219	-1,840,809	\$ 217,259,410

2022 SUPPLEMENT	TAXABLE VALUE
SUPPLEMENT NO. 1	88,407,442
SUPPLEMENT NO. 2	184,253,590
SUPPLEMENT NO. 3	156,291,881
SUPPLEMENT NO. 4	55,395,081
SUPPLEMENT NO. 5	-280,000
SUPPLEMENT NO. 6	-355,000
SUPPLEMENT NO. 7	-81,030,418
SUPPLEMENT NO. 8	-2,194,340
SUPPLEMENT NO. 9	-33,708,843
SUPPLEMENT NO. 10	-17,715,667
SUPPLEMENT NO. 11	-36,352,638
SUPPLEMENT NO. 12	-36,221,378
SUPPLEMENT NO. 13	-41,859,995
SUPPLEMENT NO. 14	-32,944,537
SUPPLEMENT NO. 15	-24,250,375
SUPPLEMENT NO. 16	-26,776,122
SUPPLEMENT NO. 17	-30,814,162
SUPPLEMENT NO. 18	-121,962,848
SUPPLEMENT NO. 19	-53,731,598
SUPPLEMENT NO. 20	-44,582,740
SUPPLEMENT NO. 21	6,485,974
SUPPLEMENT NO. 22	-35,281,055
SUPPLEMENT NO. 23	-18,077,120
SUPPLEMENT NO. 24	-5,247,134
SUPPLEMENT NO. 25	-4,585,453
SUPPLEMENT NO. 26	-3,295,603

**TOTAL** align="right">**-160,433,058**

\* LEVY REFLECTS FROZEN LOSS FROM OVER 65 & DISABILITY ACCOUNTS

2022 SUPPLEMENTAL BUDGET	-150,000,000
<b>NET GAIN (LOSS) TO TAX</b>	<u>(10,433,058)</u>
LEVY GAIN (LOSS) M & O	-94,482
LEVY GAIN (LOSS) I & S	-25,227
<b>TOTAL LEVY GAIN (LOSS) DUE TO SUPPLEMENTS</b>	<u>76 -119,709</u>

October 21, 2024

**FY 2021-2022  
COMPARISON OF BUDGET TO ACTUAL TAX ROLL**

	ORIGINAL BUDGET	CERTIFIED TAX ROLL	ROLLS 1 - 38	ADJUSTED TAX ROLL
NET TAXABLE VALUE	\$ 16,919,405,875	\$ 16,326,839,855	276,430,254	\$ 16,603,270,109
M & O LEVY (0.9390)	\$ 158,873,221	\$ 153,309,026	2,595,680	\$ 155,904,706
I & S LEVY (.2687)	\$ 45,462,444	\$ 43,870,219	742,768	\$ 44,612,987
TOTAL LEVY (1.2077)	\$ 204,335,665	\$ 197,179,245	3,338,448	\$ 200,517,693

2021 SUPPLEMENT	TAXABLE VALUE
SUPPLEMENT NO. 1	187,588,065
SUPPLEMENT NO. 2	338,477,475
SUPPLEMENT NO. 3	69,878,757
SUPPLEMENT NO. 4	-19,818,397
SUPPLEMENT NO. 5	-1,019,588
SUPPLEMENT NO. 6	-25,232,162
SUPPLEMENT NO. 7	-5,375,060
SUPPLEMENT NO. 8	-20,866,519
SUPPLEMENT NO. 9	-9,933,965
SUPPLEMENT NO. 10	-17,212,668
SUPPLEMENT NO. 11	-13,951,049
SUPPLEMENT NO. 12	-17,375,836
SUPPLEMENT NO. 13	-9,031,030
SUPPLEMENT NO. 14	-8,608,430
SUPPLEMENT NO. 15	-911,100
SUPPLEMENT NO. 16	-12,483,463
SUPPLEMENT NO. 17	0
SUPPLEMENT NO. 18	0
SUPPLEMENT NO. 19	-59,970,336
SUPPLEMENT NO. 20	-32,432,699
SUPPLEMENT NO. 21	-9,780,996
SUPPLEMENT NO. 22	-15,630,198
SUPPLEMENT NO. 23	-10,786,642
SUPPLEMENT NO. 24	-2,853,957
SUPPLEMENT NO. 25	-742,407
SUPPLEMENT NO. 26	-1,541,818
SUPPLEMENT NO. 27	-5,931,006
SUPPLEMENT NO. 28	-1,105,448
SUPPLEMENT NO. 29	-1,669,520
SUPPLEMENT NO. 30	-426,968
SUPPLEMENT NO. 31	-3,442,819
SUPPLEMENT NO. 32	-3,414,670
SUPPLEMENT NO. 33	-320,151
SUPPLEMENT NO. 34	-7,513,843
SUPPLEMENT NO. 35	-73,798

SUPPLEMENT NO. 36	-47,500
SUPPLEMENT NO. 37	0
SUPPLEMENT NO. 38	-10,000

**TOTAL 276,430,254**

\* LEVY REFLECTS FROZEN LOSS FROM OVER 65 & DISABILITY ACCOUNTS

2021 SUPPLEMENTAL BUDGET	-200,000,000
<b>NET GAIN (LOSS) TO TAX</b>	<u>476,430,254</u>
LEVY GAIN (LOSS) M & O	4,473,680
LEVY GAIN (LOSS) I & S	1,280,168
<b>TOTAL LEVY GAIN (LOSS) DUE TO SUPPLEMENTS</b>	<u>5,753,848</u>

**FY 2020-2021**

**COMPARISON OF BUDGET TO ACTUAL TAX ROLL**

	ORIGINAL BUDGET	CERTIFIED TAX ROLL	ROLLS 1 - 49	ADJUSTED TAX ROLL
NET TAXABLE VALUE	\$ 15,138,570,097	\$ 14,741,790,666	885,009,119	\$ 15,626,799,785
M & O LEVY (1.0148)	\$ 153,626,209	\$ 149,599,692	8,981,072	\$ 158,580,764
I & S LEVY (.2603)	\$ 39,405,698	\$ 38,372,881	2,303,679	\$ 40,676,560
TOTAL LEVY (1.2751)	\$ 193,031,907	\$ 187,972,573	11,284,751	\$ 199,257,324

2020 SUPPLEMENT	TAXABLE VALUE
SUPPLEMENT NO. 1	435,201,059
SUPPLEMENT NO. 2	479,242,398
SUPPLEMENT NO. 3	280,208,718
SUPPLEMENT NO. 4	15,576,708
SUPPLEMENT NO. 5	-3,568,300
SUPPLEMENT NO. 6	-1,548,848
SUPPLEMENT NO. 7	-17,777,907
SUPPLEMENT NO. 8	-11,306,066
SUPPLEMENT NO. 9	-4,866,930
SUPPLEMENT NO. 10	-7,508,735
SUPPLEMENT NO. 11	-21,392,402
SUPPLEMENT NO. 12	-595,647
SUPPLEMENT NO. 13	-16,657,801
SUPPLEMENT NO. 14	-56,487,138
SUPPLEMENT NO. 15	-37,755,434
SUPPLEMENT NO. 16	-9,076,405
SUPPLEMENT NO. 17	-5,858,729
SUPPLEMENT NO. 18	-4,677,591
SUPPLEMENT NO. 19	-9,638,612
SUPPLEMENT NO. 20	-67,212,457
SUPPLEMENT NO. 21	-16,025,508
SUPPLEMENT NO. 22	-6,083,827
SUPPLEMENT NO. 23	-14,350,447
SUPPLEMENT NO. 24	-2,379,427
SUPPLEMENT NO. 25	-3,091,501
SUPPLEMENT NO. 26	-682,431
SUPPLEMENT NO. 27	-3,797,470
SUPPLEMENT NO. 28	0
SUPPLEMENT NO. 29	0
SUPPLEMENT NO. 30	-93,992

SUPPLEMENT NO. 31	-206,089
SUPPLEMENT NO. 32	-196,012
SUPPLEMENT NO. 33	-149,758
SUPPLEMENT NO. 34	-92,300
SUPPLEMENT NO. 35	100,644
SUPPLEMENT NO. 36	-346,980
SUPPLEMENT NO. 37	-13,540
SUPPLEMENT NO. 38	-105,498
SUPPLEMENT NO. 39	-402,740
SUPPLEMENT NO. 40	0
SUPPLEMENT NO. 41	41,305
SUPPLEMENT NO. 42	0
SUPPLEMENT NO. 43	-1,409,470
SUPPLEMENT NO. 44	48,043
SUPPLEMENT NO. 45	24,116
SUPPLEMENT NO. 46	-7,500
SUPPLEMENT NO. 47	-62,880
SUPPLEMENT NO. 48	0
SUPPLEMENT NO. 49	-7,500

**TOTAL** **885,009,119**

\* LEVY REFLECTS FROZEN LOSS FROM OVER 65 & DISABILITY ACCOUNTS

2020 SUPPLEMENTAL BUDGET	-200,000,000
<b>NET GAIN (LOSS) TO TAX</b>	<u>1,085,009,119</u>
LEVY GAIN (LOSS) M & O	11,010,673
LEVY GAIN (LOSS) I & S	2,824,278
<b>TOTAL LEVY GAIN (LOSS) DUE TO SUPPLEMENTS</b>	<u>13,834,951</u>

**FY 2019-2020  
COMPARISON OF BUDGET TO ACTUAL TAX ROLL**

	ORIGINAL BUDGET	CERTIFIED TAX ROLL	ROLLS 1 - 62	ADJUSTED TAX ROLL
NET TAXABLE VALUE	\$ 13,127,517,207	\$ 14,512,366,935	-110,492,655	\$ 14,401,874,280
M & O LEVY (1.03100)	\$ 135,344,702	\$ 149,622,503	-1,139,179	\$ 148,483,324
I & S LEVY (.27410)	\$ 35,982,525	\$ 39,778,398	-302,860	\$ 39,475,538
TOTAL LEVY (1.30510)	\$ 171,327,227	\$ 189,400,901	-1,442,039	\$ 187,958,862

2019 SUPPLEMENT	TAXABLE VALUE
SUPPLEMENT NO. 1	32,571,769
SUPPLEMENT NO. 2	98,098,133
SUPPLEMENT NO. 3	25,517,424
SUPPLEMENT NO. 4	-14,556,681
SUPPLEMENT NO. 5	-8,195,689
SUPPLEMENT NO. 6	-19,703,429
SUPPLEMENT NO. 7	-18,434,225
SUPPLEMENT NO. 8	-17,063,025
SUPPLEMENT NO. 9	-3,432,626
SUPPLEMENT NO. 10	-8,979,664
SUPPLEMENT NO. 11	-26,419,728
SUPPLEMENT NO. 12	-14,251,347
SUPPLEMENT NO. 13	-12,542,680
SUPPLEMENT NO. 14	-29,795,534
SUPPLEMENT NO. 15	-2,269,209
SUPPLEMENT NO. 16	-28,966,000
SUPPLEMENT NO. 17	-1,044,464
SUPPLEMENT NO. 18	-10,018,551
SUPPLEMENT NO. 19	-9,938,089
SUPPLEMENT NO. 20	-1,324,146
SUPPLEMENT NO. 21	-2,293,528
SUPPLEMENT NO. 22	-2,360,419
SUPPLEMENT NO. 23	-794,110
SUPPLEMENT NO. 24	-474,911
SUPPLEMENT NO. 25	-275,359
SUPPLEMENT NO. 26	131,086
SUPPLEMENT NO. 27	-5,958,133
SUPPLEMENT NO. 28	518,514
SUPPLEMENT NO. 29	-10,532,887
SUPPLEMENT NO. 30	-1,471,962
SUPPLEMENT NO. 31	-418,621

SUPPLEMENT NO. 32	-1,509,840
SUPPLEMENT NO. 33	-243,373
SUPPLEMENT NO. 34	-192,127
SUPPLEMENT NO. 35	-110,140
SUPPLEMENT NO. 36	-295,209
SUPPLEMENT NO. 37	-768,998
SUPPLEMENT NO. 38	-4,890
SUPPLEMENT NO. 39	-11,160,885
SUPPLEMENT NO. 40	-63,180
SUPPLEMENT NO. 41	0
SUPPLEMENT NO. 42	0
SUPPLEMENT NO. 43	25,000
SUPPLEMENT NO. 44	40,037
SUPPLEMENT NO. 45	25,000
SUPPLEMENT NO. 46	0
SUPPLEMENT NO. 47	0
SUPPLEMENT NO. 48	88,591
SUPPLEMENT NO. 49	0
SUPPLEMENT NO. 50	-3,540
SUPPLEMENT NO. 51	-15,630
SUPPLEMENT NO. 52	-436,740
SUPPLEMENT NO. 53	0
SUPPLEMENT NO. 54	27,500
SUPPLEMENT NO. 55	0
SUPPLEMENT NO. 56	-1,197,940
SUPPLEMENT NO. 57	25,000
SUPPLEMENT NO. 58	-23,700
SUPPLEMENT NO. 59	-7,500
SUPPLEMENT NO. 60	0
SUPPLEMENT NO. 61	0
SUPPLEMENT NO. 62	-12,000

**TOTAL -110,492,655**

\* LEVY REFLECTS FROZEN LOSS FROM OVER 65 & DISABILITY ACCOUNTS

2019 SUPPLEMENTAL BUDGET	-150,000,000
<b>NET GAIN (LOSS) TO TAX</b>	<u>39,507,345</u>
LEVY GAIN (LOSS) M & O	407,321
LEVY GAIN (LOSS) I & S	108,289
<b>TOTAL LEVY GAIN (LOSS) DUE TO SUPPLEMENTS</b>	<u>515,610</u>

## 2024 ACTIVE LAWSUITS

OWNERS NAME	DCAD VALUE	TYPE OF PROPERTY
1000 EAST AIRPORT FREEWAY LLC	\$ 4,471,240	REAL
1000 EAST AIRPORT FREEWAY LLC	\$ 14,000,000	REAL
1111 TDS APARTMENTS LLC	\$ 29,500,000	REAL
119 REGAL ROW OWNER LP	\$ 14,500,000	REAL
1500 EAST AIRPORT FREEWAY LLC	\$ 5,229,250	REAL
161 AIRPORT CORPORATE LLC	\$ 10,006,000	REAL
2010 KINWEST LLC	\$ 5,250,000	REAL
2111 WEST WALNUT HILL LLC	\$ 6,155,240	REAL
2142 N JOSEY LLC	\$ 1,959,990	REAL
2200 WEST ROCHELLE LLC	\$ 8,500,000	REAL
2200 WEST ROCHELLE LLC	\$ 8,500,000	REAL
2325 STEMMONS HOTEL PTNRS LLC	\$ 11,400,000	REAL
250 290 B&C LLC	\$ 20,300,000	REAL
250 290 B&C LLC	\$ 36,150,000	REAL
250 290 B&C LLC	\$ 18,050,000	REAL
3228 WILLOW LLC	\$ 18,600,000	REAL
3429 WEST ROCHELLE LLC	\$ 22,250,000	REAL
3515 NORTH STORY IBAN LLC &	\$ 26,000,000	REAL
4303 MARIPOSA DRIVE LLC	\$ 9,600,000	REAL
4409 MONTROSE LTD	\$ 30,482,450	REAL
450 EJC INVESTMENT LLC	\$ 1,270,000	REAL
450 EJC INVESTMENT LLC	\$ 4,850,000	REAL
4525 W PIONEER DR PROPERTY	\$ 33,750,000	REAL
4600 W AIRPORT FREEWAY LLC	\$ 23,000,000	REAL
4905 COURTSIDE LLC	\$ 6,200,000	REAL
500 EJC OFFICE OWNER LLC	\$ 27,250,000	REAL
600 LAS COLINAS OWNER LLC	\$ 70,040,900	REAL
692 LAKE CAROLYN PARKWAY	\$ 67,000,000	REAL
78 NEP LTD	\$ 900,000	REAL
78 NEP LTD	\$ 8,500,000	REAL
78 NEP LTD	\$ 3,600,000	REAL
78 NEP LTD	\$ 2,780,000	REAL
78 NEP LTD	\$ 13,700,000	REAL
850 LAKE CAROLYN PKWY APARTMENTS INV	\$ 63,000,000	REAL
89 H A S HOTEL CORP	\$ 1,585,000	REAL

ABRAHAM SAJI PROPERTIES LLC	\$	464,910	REAL
ABRAHAM SAJI PROPERTIES LLC	\$	246,190	REAL
ABRAHAM SAJI PROPERTIES LLC	\$	258,580	REAL
ABRAHAM SAJI PROPERTIES LLC	\$	243,290	REAL
ABRAHAM SAJI PROPERTIES LLC	\$	266,430	REAL
ABRAHAM SAJI PROPERTIES LLC	\$	268,750	REAL
ABRAHAM SAJI PROPERTIES LLC	\$	268,750	REAL
ABRAHAM SAJI PROPERTIES LLC	\$	251,520	REAL
ABRAHAM SAJI PROPERTIES LLC	\$	338,320	REAL
ABRAHAM SAJI PROPERTIES LLC	\$	158,080	REAL
ABRAHAM SAJI PROPERTIES LLC	\$	268,750	REAL
ABRAHAM SAJI PROPERTIES LLC	\$	282,350	REAL
ABRAHAM SAJI PROPERTIES LLC	\$	286,040	REAL
ABRAHAM SAJI PROPERTIES LLC	\$	251,630	REAL
ABRAHAM SAJI PROPERTIES LLC	\$	277,280	REAL
ABRAHAM SAJI PROPERTIES LLC	\$	235,990	REAL
ABRAHAM SAJI PROPERTIES LLC	\$	287,980	REAL
ABRAHAM SAJI PROPERTIES LLC	\$	530,320	REAL
ABRAHAM SAJI PROPERTIES LLC	\$	265,700	REAL
ABRAHAM SAJI PROPERTIES LLC	\$	355,770	REAL
ABRAHAM SAJI PROPERTIES LLC	\$	311,590	REAL
ABRAHAM SAJI PROPERTIES LLC	\$	254,310	REAL
ABRAHAM SAJI PROPERTIES LLC	\$	408,150	REAL
ABRAHAM SAJI PROPERTIES LLC	\$	239,050	REAL
ABRAHAM SAJI PROPERTIES LLC	\$	228,290	REAL
ABRAHAM SAJI PROPERTIES LLC	\$	244,220	REAL
ABRAHAM SAJI PROPERTIES LLC	\$	252,720	REAL
ABRAHAM SAJI PROPERTIES LLC	\$	252,720	REAL
ABRAHAM SAJI PROPERTIES LLC	\$	261,430	REAL
ABRAHAM SAJI PROPERTIES LLC	\$	251,520	REAL
ABRAHAM SAJI PROPERTIES LLC	\$	232,800	REAL
ABRAHAM SAJI PROPERTIES LLC	\$	525,640	REAL
ACI REAL ESTATE SPE 155 LLC	\$	5,685,850	REAL
ADREX DIVERSIFIED 5 MASTER TENANT LLC	\$	1,900,000	REAL
AGAS VENTURES LLC	\$	267,870	REAL
AGAS VENTURES LLC	\$	211,880	REAL
AGAS VENTURES LLC	\$	214,330	REAL
AGAS VENTURES LLC	\$	245,040	REAL
AGAS VENTURES LLC	\$	306,760	REAL
AGAS VENTURES LLC	\$	234,790	REAL
AGAS VENTURES LLC	\$	280,000	REAL
AGAS VENTURES LLC	\$	218,640	REAL
AGAS VENTURES LLC	\$	237,220	REAL
AGAS VENTURES LLC	\$	270,000	REAL

AGAS VENTURES LLC	\$	233,000	REAL
AGAS VENTURES LLC	\$	234,350	REAL
AGAS VENTURES LLC	\$	247,000	REAL
AGAS VENTURES LLC	\$	236,720	REAL
AGAS VENTURES LLC	\$	264,070	REAL
AGAS VENTURES LLC	\$	226,790	REAL
AH & JP INC	\$	1,550,000	REAL
ALC APARTMENTS LLC	\$	61,000,000	REAL
ALESIO GARDEN &	\$	159,000,000	REAL
ALIBHAI HUSSAMUDDIN H	\$	146,370	REAL
ALIBHAI HUSSAMUDDIN H	\$	146,370	REAL
ALIBHAI HUSSAMUDDIN H	\$	146,810	REAL
ALIBHAI HUSSAMUDDIN H	\$	146,370	REAL
ALIBHAI HUSSAMUDDIN H	\$	173,360	REAL
ALIBHAI HUSSAMUDDIN H	\$	375,360	REAL
ALIBHAI HUSSAMUDDIN H	\$	398,550	REAL
ALIBHAI HUSSAMUDDIN H	\$	384,200	REAL
ALIBHAI HUSSAMUDDIN H	\$	372,130	REAL
ALIBHAI HUSSAMUDDIN H	\$	398,080	REAL
ALIBHAI HUSSAMUDDIN H	\$	380,780	REAL
ALIBHAI HUSSAMUDDIN H	\$	173,360	REAL
ALPINE CENTURY CENTER LP	\$	7,376,910	REAL
AREA/EY WFT LLC	\$	10,000,000	REAL
ARNS INC	\$	356,000	REAL
ARNS INC	\$	291,000	REAL
ARNS INC	\$	260,250	REAL
ARNS INC	\$	220,000	REAL
ARNS INC	\$	257,490	REAL
ARNS INC	\$	312,760	REAL
ARNS INC	\$	358,000	REAL
ARNS INC	\$	253,510	REAL
ARNS INC	\$	302,000	REAL
ARNS INC	\$	259,000	REAL
ASBURY AUTOMOTIVE GROUP INC	\$	4,000,000	REAL
ASBURY AUTOMOTIVE GROUP INC	\$	7,000,000	REAL
ASBURY AUTOMOTIVE GROUP INC	\$	5,000,000	REAL
ASBURY AUTOMOTIVE GROUP INC	\$	51,860	REAL
ASBURY AUTOMOTIVE GROUP INC	\$	3,100,000	REAL
ASHDOW DIALYSIS AS LESSEE	\$	2,300,000	REAL
AUTOZONE TEXAS LP	\$	595,950	PERSONAL
AUTOZONE TEXAS LP	\$	566,120	PERSONAL
AUTOZONE TEXAS LP	\$	2,566,700	PERSONAL
AUTOZONE TEXAS LP	\$	526,700	PERSONAL
AUTOZONE TEXAS LP	\$	581,340	PERSONAL

AUTOZONE TEXAS LP	\$	696,720	PERSONAL
AVALON VILLAS DE LLC	\$	35,000,000	REAL
BEST BUY STORES LP	\$	2,199,870	PERSONAL
BETTER INC	\$	3,145,000	REAL
BMGREI ESTER LLP	\$	35,510,000	REAL
BMGREI ESTER LLP	\$	14,490,000	REAL
BMGREI METKER LLC	\$	10,000,000	REAL
BRE KNIGHT SH TX OWNER LLC	\$	1,400,000	REAL
BREIT INDUSTRIAL CANYON	\$	115,390	REAL
BROWN COLINAS POINTE LLC	\$	22,000,000	REAL
CAD ASSETS LLC	\$	4,250,000	REAL
CARE INN OF EDNA LLC	\$	12,700,000	REAL
CARMAX AUTO SUPERSTORES	\$	1,666,220	REAL
CARMAX AUTO SUPERSTORES	\$	12,983,780	REAL
CAROLYN PROPERTY OWNER LP	\$	73,000,000	REAL
CASCADE DALLAS OPERATING LLC	\$	8,000,000	REAL
CASH HOUSE BUYERS USA LLC	\$	255,890	REAL
CAVADIAN PROPERTIES LLC	\$	403,740	REAL
CAVADIAN PROPERTIES LLC	\$	175,000	REAL
CAVADIAN PROPERTIES LLC	\$	255,120	REAL
CENTURY 9625 LLC	\$	2,460,410	REAL
CHATHEAU AT WILDBRIAR LP	\$	19,357,290	REAL
CHEP USA	\$	915,760	PERSONAL
CHICK FIL A INC	\$	3,423,040	REAL
CHICK FIL A INC	\$	1,300,000	REAL
CLAY COOLEY REAL ESTATE	\$	9,000,000	REAL
CLAY COOLEY REAL ESTATE	\$	9,973,920	REAL
CLAY COOLEY REAL ESTATE	\$	14,900,000	REAL
CNC SPC LP	\$	18,586,260	REAL
CNC SPC LP	\$	9,413,740	REAL
COLUMBIA PROPERTIES	\$	55,860,000	REAL
CORSAIR IRVING OWNER LLC	\$	29,500,000	REAL
COTTONWOOD LANE PROPERTIES LLC	\$	9,450,000	REAL
CP 511 BUILDING LLC	\$	23,500,000	REAL
CREEKWOOD APTS LLC	\$	28,851,750	REAL
CRESTVIEW STONEHILL LLC	\$	32,200,000	REAL
CROSSINGATIRVING RUBY	\$	18,654,490	REAL
CROWN ENTERPRISES INC	\$	6,300,000	REAL
CTR TX PROPERTIES LLC	\$	978,000	REAL
CURRAN PRICE LLC	\$	202,000	REAL
CURRAN PRICE LLC	\$	280,000	REAL
DALLAS FT WORTH PARTNERS LLC	\$	4,775,000	REAL
DALLAS FT WORTH PARTNERS LLC	\$	2,290,230	REAL
DALLAS FT WORTH PARTNERS LLC	\$	2,671,930	REAL

DALLAS METRO APARTMENTS LLC	\$	6,050,000	REAL
DAYTON HUDSON CORP	\$	5,766,970	REAL
DELUJO EL MOROCCO LLC	\$	14,446,000	REAL
DEVA CORPORATION	\$	6,050,000	REAL
DFW RESORTS LLC	\$	8,750,000	REAL
DFW TOWER VILLAGE LP	\$	13,600,000	REAL
DFW TOWER VILLAGE LP	\$	20,000,000	REAL
DG CENTURY CENTER PROPERTY	\$	14,424,500	REAL
DHILLON INVESTOR LLC	\$	2,553,870	REAL
DILLARDS TEXAS CENTRAL LLC	\$	2,167,680	PERSONAL
DK CREST OWNER LLC	\$	70,000,000	REAL
DLC HOTEL OWNER LLC	\$	370,740	REAL
DLC HOTEL OWNER LLC	\$	950,610	REAL
DLC HOTEL OWNER LLC	\$	73,678,650	REAL
DRIVER RE IRVING LLC	\$	6,750,000	REAL
EAGLE CREST BORROWER LLC	\$	26,437,500	REAL
EAGLE CREST BORROWER LLC	\$	36,562,500	REAL
EMERALD POINT APARTMENT	\$	8,000,000	REAL
EPC WESTGATE LLC	\$	37,499,870	REAL
EPC WESTGATE LLC	\$	16,289,130	REAL
EPC WESTGATE LLC	\$	7,148,470	REAL
EPC WESTGATE LLC	\$	6,562,530	REAL
EQUINIX LLC	\$	21,332,500	REAL
ESD DFW SOUTH 2011 LP	\$	31,000,000	REAL
ESTRADA LUXURY APARTMENTS LLC	\$	28,500,000	REAL
ESTRADA REVO LLC &	\$	36,800,000	REAL
EXTRA SPACE PROPERTIES TWO LLC	\$	6,900,000	REAL
GENESCO FOOTWEAR LLC	\$	145,200	PERSONAL
GEP SILVERTON LLC	\$	35,000,000	REAL
GL MARBLETREE LLC	\$	11,749,920	REAL
GL MARBLETREE LLC	\$	35,250,080	REAL
GLENRIDGE HOSPITALITY LP	\$	310,140	REAL
GLENRIDGE HOSPITALITY LP	\$	12,289,860	REAL
GLENRIDGE HOSPITALITY LP	\$	15,600,000	REAL
GMONY INVESTMENTS LLC	\$	2,912,000	REAL
GMONY INVESTMENTS LLC	\$	3,360,000	REAL
GRANITE CIMARRON MEADOWS LLC	\$	19,036,150	REAL
GREENWAY RESTAURANT	\$	10,425,000	REAL
HANS & DENISE HAUCK REVOCABLE	\$	1,285,310	REAL
HCD DALLAS CORPORATION	\$	62,520,000	REAL
HCD DALLAS CORPORATION	\$	980,000	REAL
HD DEVELOPMENT PPTIES, LP	\$	5,407,500	REAL
HIGHLAND CREST LTD	\$	26,500,000	REAL
HILLTOPPER APARTMENTS IRVING LLC	\$	8,500,000	REAL



IFCAP EVERGREEN LP	\$	59,090	REAL
IFCAP EVERGREEN LP	\$	54,440	REAL
IFCAP EVERGREEN LP	\$	67,070	REAL
IFCAP EVERGREEN LP	\$	67,070	REAL
IFCAP EVERGREEN LP	\$	59,090	REAL
IFCAP EVERGREEN LP	\$	54,440	REAL
IFCAP EVERGREEN LP	\$	59,090	REAL
IFCAP EVERGREEN LP	\$	59,090	REAL
IFCAP EVERGREEN LP	\$	59,090	REAL
IFCAP EVERGREEN LP	\$	54,440	REAL
IMT CAPITAL III LAKESHORE LOFTS LP	\$	72,500,000	REAL
INTEGRITY CAPITAL REI VLP LLC	\$	8,750,000	REAL
IRBY LANE ASSOCIATES LTD	\$	24,700,000	REAL
IRVING 4600 WEST PIONEER	\$	50,000,000	REAL
IRVING 5 STAR MANAGEMENT LLC	\$	157,840	REAL
IRVING 5 STAR MANAGEMENT LLC	\$	603,620	REAL
IRVING 5 STAR MANAGEMENT LLC	\$	553,890	REAL
IRVING 5 STAR MANAGEMENT LLC	\$	237,210	REAL
IRVING 5 STAR MANAGEMENT LLC	\$	224,220	REAL
IRVING 5 STAR MANAGEMENT LLC	\$	1,909,870	REAL
IRVING 5 STAR MANAGEMENT LLC	\$	301,810	REAL
IRVING 5 STAR MANAGEMENT LLC	\$	325,790	REAL
IRVING 5 STAR MANAGEMENT LLC	\$	308,690	REAL
IRVING 5 STAR MANAGEMENT LLC	\$	555,000	REAL
IRVING 5 STAR MANAGEMENT LLC	\$	2,456,320	REAL
IRVING 5 STAR MANAGEMENT LLC	\$	167,260	REAL
IRVING 5 STAR MANAGEMENT LLC	\$	155,560	REAL
IRVING 5 STAR MANAGEMENT LLC	\$	901,740	REAL
IRVING BRITAIN WAY APARTMENTS LP	\$	4,583,320	REAL
IRVING BRITAIN WAY APARTMENTS LP	\$	9,166,680	REAL
IRVING LODGING LLC	\$	9,300,100	REAL
ISA HOSPITALITY INC	\$	3,200,000	REAL
J&J LOTT IRVING LLC	\$	50,966,850	REAL
JACHO FAIR OAKS LP	\$	8,200,000	REAL
JARS BRITTANY 169 LLC	\$	12,900,000	REAL
JARS HEIGHTS 79 LLC	\$	2,582,300	REAL
JARS HEIGHTS 79 LLC	\$	1,613,920	REAL
JARS HEIGHTS 79 LLC	\$	4,303,780	REAL
JDFW II LLC	\$	94,500,000	REAL
JDFW LLC	\$	62,000,000	REAL
KORE 125 JOHN CARPENTER LLC	\$	73,500,000	REAL
KRISHA INVESTMENTS INC	\$	11,850,000	REAL
KROGER LIMITED PARTNERSHIP II	\$	40,239,560	PERSONAL
KROGER TEXAS LP	\$	1,263,680	REAL

KROGER TEXAS LP	\$	1,834,970	REAL
KROGER TEXAS LP	\$	1,586,330	REAL
KROGER TEXAS LP	\$	4,199,910	REAL
KROGER TEXAS LP	\$	960,100	REAL
KROGER TEXAS LP	\$	21,600,000	REAL
LADERA RANCH	\$	32,175,000	REAL
LAKE FOREST COMMUNITY	\$	10,272,140	REAL
LAKE FOREST COMMUNITY	\$	4,485,530	REAL
LAKE WORTH HOTEL CORP	\$	3,600,000	REAL
LBH LAS COLINAS PLAZA LLC	\$	28,950,000	REAL
LEGACY REI GROUP SA LLC	\$	5,826,980	REAL
LEGACY REI GROUP SA LLC	\$	16,172,850	REAL
LEGACY REI GROUP TF LLC	\$	5,028,160	REAL
LEGACY REI GROUP TF LLC	\$	11,971,840	REAL
LION NORTHGATE LLC &	\$	25,995,000	REAL
LION SURROUND LLC	\$	39,425,000	REAL
LION TRINITY LLC	\$	66,700,000	REAL
LION WOODCHASE CLARENDON LLC	\$	25,263,160	REAL
LION WOODCHASE CLARENDON LLC	\$	9,736,840	REAL
LONE STAR CONTAINER	\$	15,146,970	REAL
LOWEN RAIFORD LP	\$	14,250,000	REAL
LOWES HOME CENTERS INC	\$	7,210,000	REAL
LPD REALTY LLC	\$	20,750,000	REAL
LSG1 TOWNE NORTH LLC	\$	5,032,980	REAL
LSG1 TOWNE NORTH LLC	\$	11,717,020	REAL
MAA ALLOY LLC	\$	73,450,000	REAL
MAA TANC LLC	\$	51,500,000	REAL
MACARTHUR PLACE	\$	28,447,780	REAL
MACARTHUR PLACE	\$	33,302,220	REAL
MACY'S RETAIL HOLDINGS LLC	\$	3,086,040	PERSONAL
MALL GROUND PORTFOLIO LLC	\$	1,301,420	REAL
MALL GROUND PORTFOLIO LLC	\$	1,600,100	REAL
MALL GROUND PORTFOLIO LLC	\$	4,319,230	REAL
MALL GROUND PORTFOLIO LLC	\$	193,440	REAL
MALL GROUND PORTFOLIO LLC	\$	24,625,000	REAL
MARABELLA APARTMENTS II	\$	34,828,880	REAL
MARABELLA APARTMENTS II	\$	31,171,120	REAL
MARS ROCHELLE LLC &	\$	5,994,000	REAL
MDR REVOCABLE TRUST	\$	2,076,250	REAL
MEADOW CREEK RANCH MHC LLC	\$	7,419,010	REAL
MEADOW CREEK RANCH MHC LLC	\$	3,792,190	REAL
MEADOW OAKS COMMUNITY LLC	\$	19,538,610	REAL
MLRP REGAL ROW LP	\$	7,110,750	REAL
MLRP REGAL ROW LP	\$	4,931,940	REAL

MONTERRA APARTMENTS LP	\$	47,850,000	REAL
MOTTS LLP	\$	135,496,870	PERSONAL
MOTTS LLP	\$	30,365,510	PERSONAL
MPG TEXAS 1 LLC	\$	14,500,000	REAL
MUSTANG LAS COLINAS LLC	\$	35,156,900	REAL
NCH CORPORATION	\$	15,000,000	REAL
NCH CORPORATION	\$	13,759,580	REAL
NCH CORPORATION	\$	6,453,560	REAL
NEWPORT APARTMENTS PROPERTY OWNER	\$	35,875,000	REAL
NICOLA SPUR 482 LP	\$	6,420,530	REAL
NLP TEXAS ONE LLC	\$	61,250,000	REAL
NORTH TEXAS FAMILY	\$	12,670,000	REAL
NORTHWEST PARK ASSOC	\$	12,461,670	REAL
NORTHWEST PARK ASSOC	\$	7,988,330	REAL
OAKWAY MANOR LLC	\$	7,000,000	REAL
OBSIDIAN SUMMER GATE OWNER	\$	22,950,000	REAL
OMNINET FOXBOROUGH LP	\$	37,000,000	REAL
OMNINET FOXBOROUGH LP	\$	13,000,000	REAL
PAR CAPITAL 122 WEST LLC	\$	27,800,000	REAL
PARMA LAS COLINAS TOWERS LLC	\$	44,082,280	REAL
PARMA LAS COLINAS TOWERS LLC	\$	4,752,000	REAL
PARMA LAS COLINAS TOWERS LLC	\$	65,915,720	REAL
PARRISH MICHAEL R & ANGELA R	\$	1,679,930	REAL
PATEL KAMLESH M & AMISHA G	\$	1,263,320	REAL
PATEL MUKUND & DAXABEN	\$	1,468,640	REAL
PATEL VIMAL M	\$	928,250	REAL
PENSA NUWIND LLC	\$	31,000,000	REAL
PERFECT & COMFORT LIVING LLC	\$	4,300,000	REAL
PERFECT AND MODERN TEAM LLC	\$	3,550,000	REAL
PETCO	\$	424,640	PERSONAL
PILLSBURY CO TAX DEPT	\$	950,000	REAL
PILLSBURY CO TAX DEPT	\$	834,430	REAL
PL LASCO OWNER LLC	\$	90,500,000	REAL
POLO SANTIAGO	\$	7,275,000	REAL
POP HOLDINGS LP	\$	1,091,380	REAL
PPF AMLI 1050 LAKE CAROLYN PARKWAY LLC	\$	68,000,000	REAL
PPF AMLI 777 LAKE CAROLYN PARKWAY	\$	100,721,400	REAL
PRIME US TOWER AT LAKE CAROLYN LLC	\$	67,750,000	REAL
PROMENADE TX PARTNERS LLC	\$	73,000,000	REAL
PROPERTY RESERVE INC	\$	74,847,820	REAL
PROVIDENT GROUP IRVING PROPERTIES LLC	\$	57,000,000	REAL
PS TEXAS HOLDINGS II LTD	\$	6,316,700	REAL
PS TEXAS HOLDINGS II LTD	\$	6,301,540	REAL
PS TEXAS HOLDINGS LTD	\$	4,928,360	REAL

PS TEXAS HOLDINGS LTD	\$	3,863,670	REAL
QSR 4 LLC	\$	728,270	REAL
QSR 4 LLC	\$	978,080	REAL
RAIBLE PLACE APARTMENTS LLC	\$	19,000,000	REAL
RAMSEY LUTHER HAROLD	\$	855,000	REAL
RCP CRESTVIEW SPE LLC &	\$	30,250,000	REAL
REALTY INCOME PROPERTIES 19 LLC	\$	2,083,290	REAL
REALTY INCOME PROPERTIES 19 LLC	\$	771,750	REAL
REALTY INCOME PROPERTIES 19 LLC	\$	1,233,750	REAL
REALTY INCOME PROPERTIES 19 LLC	\$	661,500	REAL
REALTY INCOME PROPERTIES 19 LLC	\$	661,500	REAL
RESIDENCES NORTHGATE LLC	\$	48,875,000	REAL
RICKY HOSPITALITY LLC	\$	1,720,000	REAL
RIVERSIDE PROPERTY OWNER LP	\$	37,623,120	REAL
RIVERSIDE PROPERTY OWNER LP	\$	10,136,020	REAL
ROCHELLE PLACE L P	\$	12,500,000	REAL
ROCK ISLAND IRVING LLC	\$	18,000,000	REAL
RODRIGUEZ JOSE	\$	221,220	REAL
ROSEMONT SUMMIT OPERATING LLC	\$	60,000,000	REAL
SCANDLIAN COLBY B & G B REV TR &	\$	3,710,600	REAL
SCSD FINNELL LTD	\$	55,657,880	REAL
SCSD FINNELL LTD	\$	54,314,490	REAL
SCSD FINNELL LTD	\$	8,182,600	REAL
SCSD FINNELL LTD	\$	2,200,320	REAL
SEDONA PARK APARTMENTS LLC	\$	39,950,000	REAL
SEJ PROPERTIES LP	\$	8,941,170	REAL
SEJ PROPERTIES LP	\$	5,000,000	REAL
SEJ PROPERTIES LP	\$	1,500,000	REAL
SEJ PROPERTIES LP	\$	1,263,680	REAL
SEJ PROPERTIES LP	\$	640,000	REAL
SEJ PROPERTIES LP	\$	2,155,150	REAL
SEJ PROPERTIES LP	\$	2,400,000	REAL
SEJ PROPERTIES LP	\$	650,000	REAL
SERVICES DEVELOPMENT CORP	\$	11,300,000	REAL
SFS PROPERTIES LLC	\$	8,183,500	REAL
SKYPASS DEVELOPMENT LLC	\$	1,775,160	REAL
SKYPASS DEVELOPMENT LLC	\$	5,572,200	REAL
SL1000 RRH SPE LLC &	\$	19,979,750	REAL
SL5 DFW INDUSTRIAL LP	\$	12,093,510	REAL
SOUTHERN STAR LAS COLINAS LP	\$	17,500,000	REAL
SPANISH HAVEN REDEVELOPMENT	\$	14,175,000	REAL
STAINBACK RAYMOND F JR	\$	4,620,000	REAL
STARCREST TEXAS PPTIES	\$	8,370,000	REAL
STATE BANK OF TEXAS	\$	20,480,560	REAL

SUN LIFE INSURANCE CO OF CANADA	\$	36,300,000	REAL
TERRA FUNDING-URBAN TOWERS LLC	\$	12,252,330	REAL
TERRA FUNDING-URBAN TOWERS LLC	\$	131,747,670	REAL
TERRY INVESTMENT PROPERTY 1	\$	1,553,540	REAL
TEXAS PARK MANOR LP	\$	11,950,000	REAL
TEXAS SFI PARTNERSHIP 37 LTD	\$	41,000,000	REAL
TMIF II BRIDGEPORT LP	\$	33,250,000	REAL
TNP IRVNG SQUARE DST	\$	2,950,000	REAL
TOURO ASHER PARK DE LLC	\$	33,500,000	REAL
TOURO RUSTIC RIDGE DE LLC	\$	24,800,000	REAL
TOYOTA OF IRVING LTD	\$	636,740	REAL
TOYOTA OF IRVING LTD	\$	12,325,000	REAL
TOYOTA OF IRVING LTD	\$	720,370	REAL
TOYOTA OF IRVING LTD	\$	146,480	REAL
TOYOTA OF IRVING LTD	\$	537,520	REAL
TR ATRIUM LP	\$	13,000,000	REAL
TR ATRIUM LP	\$	7,000,000	REAL
TRADER JOES COMPANY	\$	458,920	REAL
TUCASA ACQUITISION LLC	\$	13,880,000	REAL
TUP CARPENTER COURT LP	\$	11,209,850	REAL
USAA REAL ESTATE CO	\$	296,390	REAL
USAA REAL ESTATE CO	\$	502,500	REAL
USAA REAL ESTATE CO	\$	200	REAL
USAA REAL ESTATE CO	\$	3,120	REAL
USAA REAL ESTATE CO	\$	5,519,970	REAL
USAA REAL ESTATE CO	\$	1,770	REAL
USAA REAL ESTATE CO	\$	950,610	REAL
USAA REAL ESTATE CO	\$	115,460	REAL
USAA REAL ESTATE CO	\$	15,000,000	REAL
USAA REAL ESTATE CO	\$	1,822,730	REAL
VATC 200 DE LLC	\$	25,500,000	REAL
VBAPT LLC	\$	22,000,000	REAL
VELAZQUEZ CELIA &	\$	1,500,000	REAL
VILLAS ESTANCIA APARTMENTS LLC	\$	27,785,000	REAL
WALGREEN CO AS OWNER AND LESSEE	\$	1,511,590	REAL
WALGREEN CO AS OWNER AND LESSEE	\$	4,114,170	REAL
WALGREEN CO AS OWNER AND LESSEE	\$	2,518,870	REAL
WALKER MHP INVESTMENTS LLC	\$	1,200,000	REAL
WALNUT HILL TX PARTNERS LLC	\$	75,000,000	REAL
WATER STREET OCONNOR LP	\$	107,000,000	REAL
WEISZ THOMAS J	\$	344,810	REAL
WEST SHADY GROVE HOLDINGS LLC	\$	6,497,100	REAL
WEST SHADY GROVE HOLDINGS LLC	\$	5,630,900	REAL
WESTDALE BROOKSTONE TERRACE LP	\$	27,500,000	REAL

WESTDALE BROOKSTONE/TERRACE LP	\$	21,500,000	REAL
WESTDALE LAKERIDGE LTD	\$	23,000,000	REAL
WESTDALE POLARIS PARTNERS	\$	19,250,000	REAL
WESTDALE POLARIS PARTNERS	\$	6,900,000	REAL
WESTDALE PPTIES AMERICA I	\$	25,250,000	REAL
WESTDALE WOODMEADE LTD	\$	37,000,000	REAL
WF AGAVE IRVING LLC	\$	2,297,870	REAL
WF AGAVE IRVING LLC	\$	9,702,130	REAL
WINKLE PIONEER COURT LTD	\$	191,710	REAL
WINKLE PIONEER COURT LTD	\$	191,710	REAL
WINKLE PIONEER COURT LTD	\$	194,560	REAL
WINKLE PIONEER COURT LTD	\$	110,770	REAL
WINKLE PIONEER COURT LTD	\$	110,770	REAL
WINKLE PIONEER COURT LTD	\$	194,560	REAL
WINKLE PIONEER COURT LTD	\$	191,710	REAL
WINKLE PIONEER COURT LTD	\$	193,420	REAL
WINKLE PIONEER COURT LTD	\$	193,230	REAL
WINKLE PIONEER COURT LTD	\$	193,420	REAL
WINKLE PIONEER COURT LTD	\$	191,710	REAL
WINKLE PIONEER COURT LTD	\$	191,710	REAL
WINKLE PIONEER COURT LTD	\$	194,560	REAL
WINKLE PIONEER COURT LTD	\$	110,770	REAL
WINKLE PIONEER COURT LTD	\$	110,770	REAL
WINKLE PIONEER COURT LTD	\$	110,770	REAL
WINKLE PIONEER COURT LTD	\$	110,770	REAL
WINKLE PIONEER COURT LTD	\$	110,770	REAL
WINKLE PIONEER COURT LTD	\$	194,560	REAL
WINKLE PIONEER COURT LTD	\$	191,710	REAL
WINKLE PIONEER COURT LTD	\$	191,710	REAL
WINKLE PIONEER COURT LTD	\$	193,420	REAL
WINKLE PIONEER COURT LTD	\$	193,230	REAL
WINKLE PIONEER COURT LTD	\$	193,420	REAL
WINKLE PIONEER COURT LTD	\$	191,710	REAL
WINKLE PIONEER COURT LTD	\$	194,560	REAL
WINKLE PIONEER COURT LTD	\$	191,710	REAL
WINKLE PIONEER COURT LTD	\$	193,420	REAL
WINKLE PIONEER COURT LTD	\$	193,230	REAL
WINKLE PIONEER COURT LTD	\$	193,420	REAL
WOODSHIRE MHC LLC	\$	3,537,640	REAL
WOODSHIRE MHC LLC	\$	7,783,750	REAL
WOODSHIRE MHC LLC	\$	7,565,350	REAL
WOODWIND APARTMENTS LLC	\$	7,850,000	REAL
WW MHP INVESTMENTS LLC	\$	2,385,000	REAL
WWC LXXI LP	\$	28,000,000	REAL

WWC XLII LP	\$	36,624,920	REAL
WWC XLII LP	\$	36,625,080	REAL
Z920 THIRD STREET LLC	\$	5,700,000	REAL
ZACHARY SADEGHIAN	\$	6,470	REAL
ZACHARY SADEGHIAN	\$	4,680	REAL
ZACHARY SADEGHIAN	\$	1,020	REAL
ZACHARY SADEGHIAN	\$	23,940	REAL
ZACHARY SADEGHIAN	\$	23,700	REAL
ZACHARY SADEGHIAN	\$	7,000	REAL
ZACHARY SADEGHIAN	\$	3,100	REAL
ZACHARY SADEGHIAN	\$	6,380	REAL
ZACHARY SADEGHIAN	\$	6,380	REAL
ZACHARY SADEGHIAN	\$	105,740	REAL
ZACHARY SADEGHIAN	\$	1,370	REAL
ZACHARY SADEGHIAN	\$	183,740	REAL
ZANDER PARK BORROWER DE LLC	\$	22,950,000	REAL
TOTAL	\$	6,364,646,040	

## 2024 SETTLED LAWSUITS

<b>OWNERS NAME</b>	<b>DCAD VALUE</b>	<b>SETTLED VALUE</b>	<b>TYPE OF PROPERTY</b>
CASA DEL SOL TEXAS LLC	\$ 8,725,000	\$ 7,600,000	REAL
JB DALLAS LLC	\$ 2,601,000	\$ 2,475,000	REAL
<b>TOTAL</b>	<b>\$ 11,326,000</b>	<b>\$ 10,075,000</b>	

## 2023 ACTIVE LAWSUITS

OWNERS NAME	DCAD VALUE	TYPE OF PROPERTY
161 AIRPORT CORPORATE LLC	\$ 11,412,000	REAL
1927 BELTLINE CP LTD	\$ 2,550,000	REAL
1929 GRAUWYLER LLC	\$ 12,560,000	REAL
2200 WEST ROCHELLE LLC	\$ 8,000,000	REAL
2200 WEST ROCHELLE LLC	\$ 8,000,000	REAL
250 290 B&C LLC	\$ 36,256,000	REAL
250 290 B&C LLC	\$ 18,116,650	REAL
250 290 B&C LLC	\$ 20,383,000	REAL
2700 TRINITY SPE LLC	\$ 9,936,000	REAL
2929 PARK GROVE VNTRE LTD	\$ 20,305,000	REAL
2929 PARK GROVE VNTRE LTD	\$ 1,260,000	REAL
3429 WEST ROCHELLE LLC	\$ 19,950,000	REAL
500 EJC OFFICE OWNER LLC	\$ 29,000,000	REAL
850 LAKE CAROLYN PKWY APARTMENTS INV	\$ 60,000,000	REAL
AARON HOLDINGS LLC	\$ 1,742,810	REAL
ABRAHAM ALVIN V	\$ 2,482,020	REAL
ABRAHAM SAJI PROPERTIES LLC	\$ 520,780	REAL
ABRAHAM SAJI PROPERTIES LLC	\$ 240,000	REAL
ALC APARTMENTS LLC	\$ 59,600,000	REAL
APO IRVING LLC	\$ 7,578,880	REAL
AREA/EY WFT LLC	\$ 10,680,520	REAL
AUTOZONE TEXAS LP	\$ 603,390	PERSONAL
AUTOZONE TEXAS LP	\$ 657,110	PERSONAL
AUTOZONE TEXAS LP	\$ 540,910	PERSONAL
AUTOZONE TEXAS LP	\$ 597,180	PERSONAL
AUTOZONE TEXAS LP	\$ 538,310	PERSONAL
AUTOZONE TEXAS LP	\$ 2,242,010	PERSONAL
BELL STACY GREETHUM TRUST THE	\$ 996,500	REAL
BELTLINE/AIRPORT FREEWAY JOINT VENTURE	\$ 3,365,260	REAL
BELTLINE/AIRPORT FREEWAY JOINT VENTURE	\$ 734,740	REAL
BELTLINE/AIRPORT FREEWAY JOINT VENTURE	\$ 7,900,000	REAL
BEST BUY STORES LP	\$ 2,300,440	PERSONAL
BETTER INC	\$ 2,835,100	REAL
BHP INVESTENTS CO	\$ 4,425,000	REAL
BLVD AL LP THE	\$ 1,778,910	REAL
BMGREI ESTERS LLC	\$ 12,065,630	REAL
BMGREI ESTERS LLC	\$ <sup>97</sup> 30,834,370	REAL

BMGREI METKER LLC	\$	9,988,000	REAL
BREIT INDUSTRIAL CANYON TX	\$	115,390	REAL
BROWN COLINAS POINTE LLC	\$	20,000,000	REAL
CANAL CENTR INVESTORS LLC	\$	35,000,000	REAL
CARMAX AUTO SUPERSTORES	\$	11,741,010	REAL
CARMAX AUTO SUPERSTORES	\$	1,025,370	REAL
CAROLYN PROPERTY OWNER LP	\$	73,000,000	REAL
CASCADE DALLAS OPERATING LLC	\$	9,500,000	REAL
CFT NV DEVELOPMENTS LLC	\$	1,221,130	REAL
CHALET APARTMENTS LLC	\$	27,600,000	REAL
CNC SPC LP	\$	8,489,220	REAL
CNC SPC LP	\$	16,760,780	REAL
COLONY MULTIFAMILY 3321 LLC THE	\$	4,975,700	REAL
COLONY MULTIFAMILY 3321 LLC THE	\$	1,693,850	REAL
COLONY MULTIFAMILY 3321 LLC THE	\$	5,081,560	REAL
COLONY MULTIFAMILY 3321 LLC THE	\$	7,198,880	REAL
COP ENTERPRISES LLC	\$	99,280	REAL
COP ENTERPRISES LLC	\$	99,280	REAL
COP ENTERPRISES LLC	\$	89,380	REAL
COP ENTERPRISES LLC	\$	99,280	REAL
COP ENTERPRISES LLC	\$	217,000	REAL
COP ENTERPRISES LLC	\$	391,800	REAL
CP 511 BUILDING LLC	\$	22,500,000	REAL
DALLAS FT WORTH PARTNERS LLC	\$	1,933,020	REAL
DALLAS FT WORTH PARTNERS LLC	\$	4,027,410	REAL
DALLAS FT WORTH PARTNERS LLC	\$	2,247,150	REAL
DALLAS METRO APARTMENTS LLC	\$	5,500,000	REAL
DELUJO EL MOROCCO LLC	\$	13,300,000	REAL
DFW AIRPORT HOSPITALITY	\$	9,900,000	REAL
DK CREST OWNER LLC	\$	69,500,000	REAL
DSJR LLC	\$	7,950,000	REAL
EMERALD POINT APARTMENTS	\$	5,770	REAL
EMERALD POINT APARTMENTS	\$	7,552,710	REAL
ESTRADA REVO LLC &	\$	33,800,000	REAL
FREEWAY LLC	\$	21,388,460	REAL
GEP SILVERTON LLC	\$	31,876,800	REAL
GREENWAY RESTAURANT	\$	9,975,000	REAL
GROUP 1 REALTY INC	\$	3,500,000	REAL
HCD DALLAS CORPORATION	\$	49,990,000	REAL
HCD DALLAS CORPORATION	\$	810,000	REAL
HILLTOPPER APARTMENTS IRVING LLC	\$	7,418,230	REAL
HKRK MGMT INC	\$	3,725,000	REAL
HKSKN MANAGERS 1 LTD	\$	3,750,000	REAL
IFCAP EVERGREEN LP	\$	90,400	REAL
IMT CAPITAL III LAKESHORE LOFTS LP	\$	69,000,000	REAL
IRVING 4600 WEST PIONEER	\$ <sup>8</sup>	46,250,000	REAL

IRVING BRITAIN WAY APRARTMENTS LP	\$	8,666,670	REAL
IRVING BRITAIN WAY APRARTMENTS LP	\$	4,333,330	REAL
ISA HOSPITALITY INC	\$	2,525,000	REAL
JAHCO FAIR OAKS LP	\$	7,750,000	REAL
JARS BRITTANY 169 LLC	\$	12,600,000	REAL
JARS HEIGHTS 79 LLC	\$	1,490,510	REAL
JARS HEIGHTS 79 LLC	\$	2,384,810	REAL
JARS HEIGHTS 79 LLC	\$	3,974,680	REAL
KARAN ASSOCIATES TWO	\$	1,500,000	REAL
KARAN ASSOCIATES TWO	\$	1,600,000	REAL
KORE 125 JOHN CARPENTER LLC	\$	75,650,000	REAL
LAKE FOREST VALLEY HOLDINGS LLC	\$	4,485,530	REAL
LAKE FOREST VALLEY HOLDINGS LLC	\$	6,291,390	REAL
LAS COLINAS I HOLDCO LP	\$	107,334,180	REAL
LAS COLINAS II HOLDCO LP	\$	57,665,820	REAL
LEGACY REI GROUP SA LLC	\$	13,673,510	REAL
LEGACY REI GROUP SA LLC	\$	4,926,490	REAL
LION TRINITY LLC	\$	61,000,000	REAL
LPD REALTY LLC	\$	19,000,000	REAL
LRF2 TOWNE NORTH	\$	10,680,000	REAL
LRF2 TOWNE NORTH	\$	4,920,000	REAL
MAA ALLOY LLC	\$	66,700,000	REAL
MARS ROCHELLE LLC &	\$	5,550,000	REAL
MEADOW OAKS HOLDINGS LP	\$	10,483,800	REAL
MFO PPTIES LTD	\$	1,500,000	REAL
MM COURTYARDS LLC	\$	19,500,000	REAL
MONTEGO BAY LLC	\$	5,165,990	REAL
MONTERRA APARTMENTS LP	\$	47,850,000	REAL
OBSIDIAN SUMMER GATE OWNER	\$	20,350,000	REAL
P LURA LLC	\$	940,000	REAL
PAR CAPITAL 122 WEST LLC	\$	27,800,000	REAL
PARMA LAS COLINAS TOWERS LLC	\$	68,898,000	REAL
PARMA LAS COLINAS TOWERS LLC	\$	42,850,000	REAL
PARMA LAS COLINAS TOWERS LLC	\$	4,752,000	REAL
PBH VALLEY CREEK LLC	\$	48,950,000	REAL
PBH VALLEY RIDGE LLC	\$	51,000,000	REAL
POLO SANTIAGO	\$	6,970,000	REAL
PPF AMLI 777 LAKE CAROLYN PARKWAY	\$	96,675,000	REAL
PROVIDENT GROUP IRVING PROPERTIES LLC	\$	47,000,000	REAL
PS TEXAS HOLDINGS II LTD	\$	5,483,000	REAL
PS TEXAS HOLDINGS II LTD	\$	5,712,750	REAL
RAIBLE PLACE APARTMENTS LLC	\$	16,995,000	REAL
RAMSEY LUTHER H	\$	1,612,000	REAL
REGAL BUSINESS CENTER LLC	\$	13,963,750	REAL
REGAL BUSINESS CENTER LLC	\$	7,568,690	REAL
RICKY HOSPITALITY LLC	\$ <sup>9</sup>	1,770,000	REAL

ROSEMONT SUMMIT OPERATING LLC	\$	63,250,000	REAL
SAIBABA DFW LODGING LLC	\$	4,845,000	REAL
SANCHEZ THOMAS C	\$	346,500	REAL
SAVOY DALLAS HOTELS LLC	\$	8,700,000	REAL
SEDONA PARK APARTMENTS LLC	\$	36,200,000	REAL
SL1000 RRH SPE LLC &	\$	19,500,000	REAL
STARCREST TEXAS PPTIES	\$	6,975,000	REAL
STATE BANK OF TEXAS	\$	9,626,240	REAL
SUN LIFE INSURANCE CO OF CANADA	\$	37,950,000	REAL
SYMONDS STEPHEN M	\$	1,634,180	REAL
TERRY INVESTMENT PROPERTY 1	\$	1,710,000	REAL
TEXAS FLORIDA CEDARS LP	\$	12,250,000	REAL
TEXAS PARK MANOR LP	\$	10,920,000	REAL
TOURO ASHER PARK DE LLC	\$	30,500,000	REAL
TOURO RUSTIC RIDGE DE LLC	\$	22,900,000	REAL
TP APARTMENTS LLC	\$	7,313,790	REAL
TP APARTMENTS LLC	\$	2,786,210	REAL
TR ATRIUM LP	\$	16,342,630	REAL
TR ATRIUM LP	\$	8,300,000	REAL
TUP CARPENTER COURT LP	\$	11,250,000	REAL
TX 2800 VALLEY VIEW LN DE LLC	\$	21,542,090	REAL
USAA REAL ESTATE CO	\$	296,390	REAL
USAA REAL ESTATE CO	\$	502,500	REAL
USAA REAL ESTATE CO	\$	5,519,970	REAL
USAA REAL ESTATE CO	\$	10,900,000	REAL
USAA REAL ESTATE CO	\$	200	REAL
USAA REAL ESTATE CO	\$	3,120	REAL
USAA REAL ESTATE CO	\$	1,770	REAL
USAA REAL ESTATE CO	\$	115,460	REAL
USAA REAL ESTATE CO	\$	15,000,000	REAL
USAA REAL ESTATE CO	\$	1,822,730	REAL
VILLAS ESTANCIA APARTMENTS LLC	\$	23,000,000	REAL
WALGREEN CO AS OWNER AND LESSEE	\$	2,445,500	REAL
WALGREEN CO AS OWNER AND LESSEE	\$	1,467,560	REAL
WALGREEN CO AS OWNER AND LESSEE	\$	3,994,340	REAL
WATER STREET OCONNOR LP	\$	2,247,370	REAL
WATER STREET OCONNOR LP	\$	108,000,000	REAL
WESTDALE BROOKSTONE/TERRACE LP	\$	20,000,000	REAL
WESTDALE BROOKSTONE/TERRACE LP	\$	26,000,000	REAL
WESTDALE POLARIS PARTNERS	\$	6,250,000	REAL
WESTDALLE PPTIES AMERICA I	\$	22,250,000	REAL
WESTDALE WOODMEADE LTD	\$	32,250,000	REAL
WF AGAVE IRVING LLC	\$	8,765,000	REAL
WF AGAVE IRVING LLC	\$	2,313,000	REAL
WINGREN VILLAGE LP	\$	20,500,000	REAL
WOODWIND APARTMENTS LLC	\$ <sup>100</sup>	6,750,000	REAL

WWC LXXI LP	\$	26,500,000	REAL
Z920 THIRD STREET LLC	\$	5,328,000	REAL
ZANDER PARK BORROWER DE LLC	\$	21,300,000	REAL
TOTAL	\$	2,820,221,830	

## 2023 SETTLED LAWSUITS

OWNERS NAME	DCAD VALUE	SETTLED VALUE	TYPE OF PROPERTY
1111 TDS APARTMENTS LLC	\$ 26,800,000	\$ 24,000,000	REAL
1500 EAST AIRPORT FREEWAY LLC	\$ 4,784,000	\$ 4,000,000	REAL
1500 EAST AIRPORT FREEWAY LLC	\$ 504,590	\$ 504,590	REAL
1500 EAST AIRPORT FREEWAY LLC	\$ 6,916,000	\$ 5,800,000	REAL
1500 EAST AIRPORT FREEWAY LLC	\$ 3,869,230	\$ 3,545,410	REAL
1500 EAST AIRPORT FREEWAY LLC	\$ 14,560,000	\$ 11,950,000	REAL
1500 EAST AIRPORT FREEWAY LLC	\$ 11,960,000	\$ 9,425,000	REAL
1500 EAST AIRPORT FREEWAY LLC	\$ 6,500,000	\$ 5,100,000	REAL
1500 EAST AIRPORT FREEWAY LLC	\$ 10,036,000	\$ 8,500,000	REAL
1500 EAST AIRPORT FREEWAY LLC	\$ 2,652,000	\$ 2,390,000	REAL
1927 EAST BELTLINE RD LLC	\$ 781,220	\$ 685,000	REAL
2010 KINWES LLC	\$ 6,300,000	\$ 4,500,000	REAL
2325 STEMMONS HOTEL PRTNRS LLC	\$ 9,675,000	\$ 8,500,000	REAL
3228 WILLOW LLC	\$ 17,700,000	\$ 16,800,000	REAL
4303 MARPOSA DRIVE	\$ 9,500,000	\$ 8,000,000	REAL
4409 MONTROSE LTD	\$ 25,160,790	\$ 24,000,000	REAL
4444 IRVING BLVD LP	\$ 4,533,400	\$ 4,150,000	REAL
4525 W PIONEER DR PROPERTY	\$ 32,000,000	\$ 29,000,000	REAL
600 LAS COLINAS OWNER LLC	\$ 74,500,000	\$ 67,700,000	REAL
7918 FERGUSON LLC	\$ 2,000,000	\$ 1,900,000	REAL
7929 BROOKRIVER SUB LLC	\$ 74,500,000	\$ 66,500,000	REAL
7929 BROOKRIVER SUB LLC	\$ 9,868,000	\$ 9,200,000	REAL
89 H A S HOTEL CORP	\$ 1,585,000	\$ 1,400,000	REAL
ABF FREIGHT SYSTEM INC	\$ 8,351,000	\$ 7,350,000	REAL
ACI REAL ESTATE SPE 155 LLC	\$ 5,995,000	\$ 5,441,000	REAL
AGAP GARLAND LLC	\$ 6,487,500	\$ 6,100,000	REAL
AGAS VENTURES LLC	\$ 243,120	\$ 190,710	REAL
AGAS VENTURES LLC	\$ 231,570	\$ 213,010	REAL
AGAS VENTURES LLC	\$ 187,240	\$ 172,230	REAL
AGAS VENTURES LLC	\$ 172,970	\$ 159,110	REAL
AGAS VENTURES LLC	\$ 213,650	\$ 196,530	REAL
AGAS VENTURES LLC	\$ 215,000	\$ 146,690	REAL
AGAS VENTURES LLC	\$ 184,300	\$ 169,530	REAL
AGAS VENTURES LLC	\$ 198,900	\$ 182,960	REAL
AGAS VENTURES LLC	\$ 188,670	\$ 173,550	REAL
AGAS VENTURES LLC	\$ 216,590	\$ 199,230	REAL
AGAS VENTURES LLC	\$ 243,150	\$ 223,660	REAL
AGAS VENTURES LLC	\$ 203,490	\$ 187,180	REAL
AGAS VENTURES LLC	\$ 165,670	\$ 152,390	REAL
AGAS VENTURES LLC	\$ 176,710	\$ 162,550	REAL

AGAS VENTURES LLC	\$	169,300	\$	155,730	REAL
AGAS VENTURES LLC	\$	182,780	\$	168,130	REAL
AGAS VENTURES LLC	\$	185,370	\$	170,520	REAL
AGRE WILLIAMS SQUARE HOLDINGS LLC	\$	65,363,100	\$	56,342,380	REAL
AGRE WILLIAMS SQUARE HOLDINGS LLC	\$	9,609,430	\$	8,283,240	REAL
AGRE WILLIAMS SQUARE HOLDINGS LLC	\$	63,795,210	\$	56,000,670	REAL
AGRE WILLIAMS SQUARE HOLDINGS LLC	\$	114,122,260	\$	99,373,710	REAL
AIGGRE TX HOTEL LAS COLINAS OWNER	\$	12,475,000	\$	11,400,000	REAL
ALESIO GARDEN &	\$	143,500,000	\$	121,250,000	REAL
ANGEL HOSPITALITY VIII LLC	\$	1,200,000	\$	1,200,000	REAL
ASHDOW DIALYSIS LLC	\$	2,250,000	\$	2,025,000	REAL
BELTLINE & GRANDE LTD PS	\$	13,000,000	\$	11,100,000	REAL
BELTLINE VILLAGE PARTNERS	\$	8,208,300	\$	7,250,000	REAL
BIO WORLD MERCHANDISING INC	\$	14,439,440	\$	13,900,000	PERSONAL
BRE KNIGHT SH TX OWNER LLC	\$	4,100,000	\$	3,700,000	REAL
BUDHWANI & VIRANI INC	\$	5,060,000	\$	4,543,000	REAL
CAD ASSETS LLC	\$	3,600,000	\$	3,200,000	REAL
CANTEX GRAUWYLER LLC	\$	2,299,100	\$	2,299,100	REAL
CANTEX GRAUWYLER LLC	\$	12,585,630	\$	10,500,000	REAL
CAVADIAN PROPERTIES LLC	\$	306,370		211,107	REAL
CCP MILLBROOK 1678 LLC	\$	5,200,000	\$	4,950,000	REAL
CHATHEAU AT WILDBRIAR LP	\$	17,000,000	\$	12,500,000	REAL
CHICK FIL A INC	\$	847,050	\$	762,350	PERSONAL
CHICK FIL A INC	\$	951,620	\$	886,210	REAL
COLE CV DUNCANVILLE TX LP	\$	1,900,000	\$	1,843,000	REAL
COLE CV DUNCANVILLE TX LP	\$	2,388,750	\$	2,108,000	REAL
COLE CV DUNCANVILLE TX LP	\$	1,902,900	\$	1,902,900	REAL
COLINAS RANCH APARTMENTS LLC	\$	19,850,000	\$	14,000,000	REAL
COLUMBIA PROPERTIES	\$	45,500,000	\$	39,000,000	REAL
CORSAIR IRVING OWNER LLC	\$	29,000,000	\$	25,000,000	REAL
COTTONWOOD LANE PROPERTIES LLC	\$	8,985,260	\$	8,500,000	REAL
CREEKWOOD APTS LLC	\$	26,646,920	\$	24,000,000	REAL
CRESTVIEW STONEHILL LLC	\$	28,000,000	\$	25,500,000	REAL
CROSS COURT TEXAS LLC	\$	1,260,000	\$	1,225,000	REAL
DAYTON HUDSON CORP	\$	5,715,000	\$	5,599,000	REAL
DEVA CORPORATION	\$	6,050,000	\$	5,700,000	REAL
DILLARDS TEXAS CENTRAL LLC	\$	2,271,100	\$	1,953,140	PERSONAL
DLC HOTEL OWNER LLC	\$	950,610	\$	950,610	REAL
DLC HOTEL OWNER LLC	\$	73,678,650	\$	70,178,650	REAL
DLC HOTEL OWNER LLC	\$	370,740	\$	370,740	REAL
DOGWOOD PROPCO TX II LP	\$	12,343,360	\$	10,000,000	REAL
DRIVER RE IRVING LLC	\$	466,610	\$	400,000	REAL
EAGLE CREST BORROWER LLC	\$	33,602,680	\$	31,281,250	REAL
EAGLE CREST BORROWER LLC	\$	24,297,320	\$	22,618,750	REAL
EL PRIMERO EXPRESS LP	\$	4,750,000	\$	4,150,000	REAL
EPC WESTGATE LLC	\$	5,586,600	\$	4,842,000	REAL
EPC WESTGATE LLC	\$	6,085,400	\$	5,274,000	REAL
EPC WESTGATE LLC	\$	29,440,000	\$	27,666,000	REAL

EPC WESTGATE LLC	\$	12,788,000	\$	12,018,000	REAL
ESD DFW SOUTH 2011 LP	\$	28,000,000	\$	21,500,000	REAL
ESTRADA LUXURY APARTMENTS LLC	\$	27,000,000	\$	25,000,000	REAL
FIVF III TX2 LLC	\$	13,000,000	\$	10,750,000	REAL
GL MARBLETREE LLC	\$	33,675,000	\$	30,750,000	REAL
GL MARBLETREE LLC	\$	11,225,000	\$	10,250,000	REAL
GLENRIDGE HOSPITALITY LP	\$	10,389,870	\$	9,127,380	REAL
GLENRIDGE HOSPITALITY LP	\$	310,140	\$	310,140	REAL
GLENRIDGE HOSPITALITY LP	\$	13,750,000	\$	12,400,000	REAL
GRANITE CIMARRON MEADOWS LLC	\$	9,639,510	\$	7,595,000	REAL
H&B DEVELOPMENT AND	\$	825,000	\$	775,000	REAL
HD DEVELOPMENT PPTIES LP	\$	5,350,000	\$	5,250,000	REAL
HIGHLAND CREST LTD	\$	25,000,000	\$	23,700,000	REAL
IFCAP EVERGREEN LP	\$	57,300	\$	45,840	REAL
IFCAP EVERGREEN LP	\$	62,200	\$	49,760	REAL
IFCAP EVERGREEN LP	\$	62,200	\$	49,760	REAL
IFCAP EVERGREEN LP	\$	57,300	\$	45,840	REAL
IFCAP EVERGREEN LP	\$	62,200	\$	49,760	REAL
IFCAP EVERGREEN LP	\$	62,200	\$	49,760	REAL
IFCAP EVERGREEN LP	\$	70,600	\$	56,480	REAL
IFCAP EVERGREEN LP	\$	70,600	\$	56,480	REAL
IFCAP EVERGREEN LP	\$	62,200	\$	49,760	REAL
IFCAP EVERGREEN LP	\$	57,300	\$	45,840	REAL
IFCAP EVERGREEN LP	\$	62,200	\$	49,760	REAL
IFCAP EVERGREEN LP	\$	70,600	\$	56,480	REAL
IFCAP EVERGREEN LP	\$	57,300	\$	45,840	REAL
IFCAP EVERGREEN LP	\$	62,200	\$	49,760	REAL
IFCAP EVERGREEN LP	\$	62,200	\$	49,760	REAL
IFCAP EVERGREEN LP	\$	70,600	\$	56,480	REAL
IFCAP EVERGREEN LP	\$	70,600	\$	56,480	REAL
IFCAP EVERGREEN LP	\$	57,300	\$	45,840	REAL
IFCAP EVERGREEN LP	\$	62,200	\$	49,760	REAL
IFCAP EVERGREEN LP	\$	62,200	\$	49,760	REAL
IFCAP EVERGREEN LP	\$	57,300	\$	45,840	REAL
IFCAP EVERGREEN LP	\$	62,200	\$	49,760	REAL
IFCAP EVERGREEN LP	\$	62,200	\$	49,760	REAL
IFCAP EVERGREEN LP	\$	70,600	\$	56,480	REAL
IFCAP EVERGREEN LP	\$	70,600	\$	56,480	REAL
IFCAP EVERGREEN LP	\$	90,400	\$	72,320	REAL
IFCAP EVERGREEN LP	\$	90,400	\$	72,320	REAL
IFCAP EVERGREEN LP	\$	90,400	\$	72,320	REAL
IFCAP EVERGREEN LP	\$	90,400	\$	72,320	REAL
IFCAP EVERGREEN LP	\$	90,400	\$	72,320	REAL
IFCAP EVERGREEN LP	\$	90,400	\$	72,320	REAL
IFCAP EVERGREEN LP	\$	90,400	\$	72,320	REAL

IFCAP EVERGREEN LP	\$	90,400	\$	72,320	REAL
IFCAP EVERGREEN LP	\$	90,400	\$	72,320	REAL
IFCAP EVERGREEN LP	\$	90,400	\$	72,320	REAL
IFCAP EVERGREEN LP	\$	90,400	\$	72,320	REAL
IFCAP EVERGREEN LP	\$	90,400	\$	72,320	REAL
IFCAP EVERGREEN LP	\$	90,400	\$	72,320	REAL
IFCAP EVERGREEN LP	\$	90,400	\$	72,320	REAL
IFCAP EVERGREEN LP	\$	90,400	\$	72,320	REAL
IFCAP EVERGREEN LP	\$	90,400	\$	72,320	REAL
IFCAP EVERGREEN LP	\$	90,400	\$	72,320	REAL
IFCAP EVERGREEN LP	\$	90,400	\$	72,320	REAL
IFCAP EVERGREEN LP	\$	90,400	\$	72,320	REAL
IFCAP EVERGREEN LP	\$	90,400	\$	72,320	REAL
IFCAP EVERGREEN LP	\$	90,400	\$	72,320	REAL
IFCAP EVERGREEN LP	\$	90,400	\$	72,320	REAL
IFCAP EVERGREEN LP	\$	90,400	\$	72,320	REAL
IFCAP EVERGREEN LP	\$	90,400	\$	72,320	REAL
IFCAP EVERGREEN LP	\$	90,400	\$	72,320	REAL
IRBY LANE ASSOCIATES LTD	\$	24,000,000	\$	20,900,000	REAL
IRVING 5 STAR MANAGEMENT LLC	\$	155,560	\$	116,670	REAL
IRVING 5 STAR MANAGEMENT LLC	\$	901,740	\$	676,300	REAL
IRVING 5 STAR MANAGEMENT LLC	\$	167,260	\$	125,450	REAL
IRVING 5 STAR MANAGEMENT LLC	\$	512,000	\$	405,000	REAL
IRVING 5 STAR MANAGEMENT LLC	\$	1,656,610	\$	1,539,580	REAL
IRVING 5 STAR MANAGEMENT LLC	\$	264,000	\$	223,000	REAL
IRVING 5 STAR MANAGEMENT LLC	\$	250,000	\$	213,000	REAL
IRVING 5 STAR MANAGEMENT LLC	\$	244,000	\$	195,000	REAL
IRVING 5 STAR MANAGEMENT LLC	\$	192,000	\$	175,000	REAL
IRVING 5 STAR MANAGEMENT LLC	\$	182,000	\$	165,000	REAL
IRVING 5 STAR MANAGEMENT LLC	\$	1,563,000	\$	1,370,000	REAL
IRVING 5 STAR MANAGEMENT LLC	\$	483,000	\$	400,000	REAL
IRVING 5 STAR MANAGEMENT LLC	\$	449,000	\$	386,000	REAL
IRVING 5 STAR MANAGEMENT LLC	\$	128,000	\$	110,000	REAL
IRVING 5 STAR MANAGEMENT LLC	\$	2,451,720	\$	1,900,000	REAL
IRVING BUS PROPERTIES LLC	\$	2,251,350	\$	1,950,000	REAL
IRVING LODGING LLC	\$	9,300,000	\$	7,743,000	REAL
JB DALLAS LLC	\$	2,475,000	\$	2,400,000	REAL
JDFW II LLC	\$	89,000,000	\$	80,500,000	REAL
JDFW LLC	\$	60,500,000	\$	57,200,000	REAL
JORDAN KATZ AVALON LLC	\$	32,500,000	\$	29,800,000	REAL
KROGER TEXAS LP	\$	4,100,000	\$	4,077,580	REAL
KROGER TEXAS LP	\$	1,575,000	\$	1,540,130	REAL
KROGER TEXAS LP	\$	11,680,630	\$	11,245,270	REAL
KROGER TEXAS LP	\$	1,800,000	\$	1,781,520	REAL
KROGER TEXAS LP	\$	960,000	\$	950,260	REAL
LADERA RANCH LLC	\$	29,750,000	\$	27,160,000	REAL
LAKE WORTH HOTEL CORP	\$	3,750,000	\$	3,300,000	REAL
LBH LAS COLINAS PLAZA LLC	\$	26,300,000	\$	25,000,000	REAL

LION NORTHGATE LLC &	\$	24,000,000	\$	22,000,000	REAL
LION WOODCHASE CLARENDON LLC	\$	23,232,000	\$	21,293,230	REAL
LION WOODCHASE CLARENDON LLC	\$	8,954,000	\$	8,206,770	REAL
LOONEY FAMILY 2014 TRUST THE	\$	2,217,330	\$	1,600,000	REAL
LOONEY FAMILY 2014 TRUST THE	\$	1,073,070	\$	700,000	REAL
LOOP HOTEL INC	\$	1,085,000	\$	950,000	REAL
LOWEN TRINITY MILLS	\$	12,375,000	\$	10,500,000	REAL
LOWEN TRINITY MILLS	\$	197,830	\$	197,830	REAL
LOWES HOME CENTERS INC	\$	7,200,000	\$	7,000,000	REAL
MA LEG PARTNERS 6	\$	205,000	\$	183,690	REAL
MA LEG PARTNERS 6	\$	133,470	\$	133,200	REAL
MACARTHUR PLACE	\$	29,346,150	\$	27,878,840	REAL
MACARTHUR PLACE	\$	25,153,850	\$	23,896,160	REAL
MALL GROUND PORTFOLIO LLC	\$	41,500,000	\$	21,005,140	REAL
MALL GROUND PORTFOLIO LLC	\$	2,050,000	\$	1,600,000	REAL
MALL GROUND PORTFOLIO LLC	\$	4,850,000	\$	3,900,000	REAL
MALL GROUND PORTFOLIO LLC	\$	193,440	\$	193,440	REAL
MALL GROUND PORTFOLIO LLC	\$	1,301,420	\$	1,301,420	REAL
MARABELLA APARTMENTS II	\$	30,651,570	\$	28,337,350	REAL
MARABELLA APARTMENTS II	\$	34,248,430	\$	31,662,650	REAL
MCDAVID IRVING HON LLC	\$	3,600,000	\$	2,430,000	REAL
MCDAVID IRVING HON LLC	\$	51,860	\$	51,860	REAL
MCDAVID IRVING HON LLC	\$	2,800,000	\$	2,115,000	REAL
MCDAVID IRVING HON LLC	\$	4,525,000	\$	3,378,000	REAL
MCDAVID IRVING HON LLC	\$	6,725,000	\$	4,945,000	REAL
MEADOW CREEK RANCH MHC LLC	\$	6,227,770	\$	4,950,000	REAL
MEADOW CREEK RANCH MHC LLC	\$	3,115,880	\$	2,900,000	REAL
MPG TEXAS 1 LLC	\$	14,650,000	\$	12,400,000	REAL
NEPTUNE VENTURES LLC	\$	300,000	\$	280,000	REAL
NEPTUNE VENTURES LLC	\$	237,560	\$	225,000	REAL
NEPTUNE VENTURES LLC	\$	283,950	\$	270,000	REAL
NEPTUNE VENTURES LLC	\$	317,940	\$	300,000	REAL
NEWPORT APARTMENTS PROPERTY OWNER	\$	33,000,000	\$	24,000,000	REAL
NL ASSETS LANDEN DE LLC	\$	17,160,000	\$	16,000,000	REAL
NLP TEXAS ONE LLC	\$	62,687,840	\$	46,500,000	REAL
NLP TEXAS ONE LLC	\$	58,900,000	\$	56,000,000	REAL
NORTH TEXAS FAMILY	\$	11,750,000	\$	11,000,000	REAL
NORTHGATE CONSOLIDATED	\$	4,937,900	\$	4,600,000	REAL
NORTHWEST PARK ASSOC	\$	7,480,470	\$	6,699,250	REAL
NORTHWEST PARK ASSOC	\$	11,669,530	\$	10,450,750	REAL
OAKWAY MANOR LLC	\$	6,540,170	\$	5,700,000	REAL
OMNINET FOXBOROUGH LP	\$	33,244,440	\$	28,373,330	REAL
OMNINET FOXBOROUGH LP	\$	13,505,560	\$	11,526,670	REAL
PARRISH MICHAEL R & ANGELA R	\$	1,591,500	\$	1,475,000	REAL
PATEL MADAN &	\$	1,157,240	\$	1,050,000	REAL
PERFECT & COMFORT LIVING LLC	\$	4,000,000	\$	3,600,000	REAL
PERFECT AND MODERN TEAM LLC	\$	3,250,000	\$	3,000,000	REAL
PETCO ANIMAL SUPPLIES INC	\$	376,310	\$	331,150	REAL

PH IRVING LLC	\$	3,850,000	\$	3,550,000	PERSONAL
PL LASCO OWNER LLC	\$	88,250,000	\$	84,000,000	REAL
PPF AMLI 1050 LAKE CAROLYN PARKWAY LI	\$	63,500,000	\$	59,500,000	REAL
PRIME US TOWER AT LAKE CAROLYN	\$	66,950,000	\$	61,900,000	REAL
PROMENADE TX PARTNERS LLC	\$	73,000,000	\$	67,000,000	REAL
PROPERTY RESERVE INC	\$	72,972,820	\$	68,472,820	REAL
PS LPT PROPERTIES INVESTORS	\$	3,404,010	\$	3,000,000	REAL
RAMSEY LUTHER HAROLD	\$	812,800	\$	750,000	REAL
RESIDENCE AT SURROUND	\$	36,300,000	\$	34,500,000	REAL
RESIDENCES NORTHGATE LLC	\$	45,270,000	\$	32,500,000	REAL
ROCHELLE PLACE LP	\$	11,100,000	\$	9,085,000	REAL
ROCK ISLAND IRVING LLC	\$	17,000,000	\$	15,700,000	REAL
RSP RIDGEVIEW PLACE	\$	30,833,330	\$	29,266,660	REAL
RSP RIDGEVIEW PLACE	\$	15,416,670	\$	14,633,340	REAL
SANDLIAN COLBY B &	\$	3,202,500	\$	3,100,000	REAL
SCP 2002D 4 LLC	\$	2,062,510	\$	2,018,000	REAL
SCP 2002D 4 LLC	\$	124,800	\$	124,800	REAL
SEJ PROPERTIES LP	\$	650,540	\$	640,000	REAL
SEJ PROPERTIES LP	\$	8,304,220	\$	7,800,000	REAL
SEJ PROPERTIES LP	\$	4,100,000	\$	4,100,000	REAL
SEJ PROPERTIES LP	\$	2,465,840	\$	2,400,000	REAL
SEJ PROPERTIES LP	\$	2,273,550	\$	1,500,000	REAL
SEJ PROPERTIES LP	\$	1,850,000	\$	1,250,000	REAL
SEJ PROPERTIES LP	\$	1,010,670	\$	650,000	REAL
SFS PROPERTIES LLC	\$	4,169,180	\$	3,950,000	REAL
SOUTHERN STAR LAS COLINAS LP	\$	15,400,000	\$	13,087,000	REAL
SPANISH HAVEN REDEVELOPMENT	\$	13,000,000	\$	10,500,000	REAL
STAINBACK RAYMOND F JR	\$	4,580,000	\$	4,250,000	REAL
STARCORE CR	\$	19,850,000	\$	19,850,000	REAL
STATE BANK OF TEXAS	\$	2,245,000	\$	1,900,000	REAL
TERRA FUNDING-URBAN TOWERS LLC	\$	12,252,330	\$	12,252,330	REAL
TERRA FUNDING-URBAN TOWERS LLC	\$	145,247,670	\$	128,247,670	REAL
TEXAS FOUR PPTIES LLC	\$	14,950,000	\$	12,500,000	REAL
TEXAS SFI PARTNERSHIP 37 LTD	\$	41,440,000	\$	38,000,000	REAL
TMIF II BRIDGEPORT LP	\$	32,500,000	\$	29,800,000	REAL
TNP IRVING SQUARE DST	\$	2,750,000	\$	2,750,000	REAL
TOYOTA OF IRVING LTD	\$	630,000	\$	625,000	REAL
TOYOTA OF IRVING LTD	\$	14,500,000	\$	11,175,000	REAL
TSCA 222 LIMITED PS	\$	5,625,000	\$	5,000,000	REAL
UNITED RENTALS AS LESSEE	\$	4,897,250	\$	4,150,000	REAL
VBAPT LLC	\$	17,250,000	\$	15,250,000	REAL
VELAZQUEZ CELIA &	\$	1,641,600	\$	1,425,000	REAL
VILLAGE ON WEST IRVING LLC	\$	11,000,000	\$	8,830,000	REAL
WALMART REAL ESTATE	\$	10,967,000	\$	10,967,000	REAL
WALNUT HLL TX PARTNERS LLC	\$	73,500,000	\$	62,000,000	REAL
WESTDALE LAKERIDGE LTD	\$	20,500,000	\$	18,000,000	REAL
WESTDALE POLARIS PARTNERS	\$	18,650,000	\$	16,425,000	REAL
WOODSHIRE MHC LLC	\$	75,000	\$	75,000	REAL



## 2022 ACTIVE LAWSUITS

<b>OWNERS NAME</b>	<b>DCAD VALUE</b>	<b>TYPE OF PROPERTY</b>
AARON HOLDINGS LLC	\$ 2,032,310	REAL
IFCAP EVERGREEN LP	\$ 90,400	REAL
LAS COLINAS SURGERY	\$ 1,400,000	REAL
RAMSEY LUTHER H	\$ 1,526,560	REAL
REGAL BUSINESS CENTER LLC	\$ 13,513,300	REAL
REGAL BUSINESS CENTER LLC	\$ 7,568,590	REAL
VILLAS ESTANCIA APARTMENTS LLC	\$ 25,000,000	REAL
TOTAL	\$ 51,131,160	

## 2022 SETTLED LAWSUITS

OWNERS NAME	DCAD VALUE	SETTLED VALUE	TYPE OF PROPERTY
1031 NORTH STORY E 1 H LLC &	\$ 4,400,000	\$ 4,100,000	REAL
1111 TDS APARTMENTS LLC	\$ 23,500,000	\$ 19,500,000	REAL
1212 IRVING LLC	\$ 11,000,000	\$ 9,800,000	REAL
1500 EAST AIRPORT FREEWAY LLC	\$ 3,720,410	\$ 3,400,000	REAL
1500 EAST AIRPORT FREEWAY LLC	\$ 14,000,000	\$ 11,000,000	REAL
1500 EAST AIRPORT FREEWAY LLC	\$ 4,600,000	\$ 3,670,000	REAL
1500 EAST AIRPORT FREEWAY LLC	\$ 2,550,000	\$ 2,300,000	REAL
1500 EAST AIRPORT FREEWAY LLC	\$ 6,250,000	\$ 4,650,000	REAL
1500 EAST AIRPORT FREEWAY LLC	\$ 9,650,000	\$ 8,000,000	REAL
1500 EAST AIRPORT FREEWAY LLC	\$ 11,500,000	\$ 8,800,000	REAL
1500 EAST AIRPORT FREEWAY LLC	\$ 6,650,000	\$ 5,400,000	REAL
1500 EAST AIRPORT FREEWAY LLC	\$ 504,590	\$ 504,590	REAL
2010 KINWEST LLC	\$ 6,175,000	\$ 5,250,000	REAL
2325 STEMMONS HOTEL PTNRS LLC	\$ 8,000,000	\$ 7,750,000	REAL
250 290 B&C LLC	\$ 34,530,280	\$ 32,737,380	REAL
250 290 B&C LLC	\$ 17,253,980	\$ 16,358,110	REAL
250 290 B&C LLC	\$ 19,412,450	\$ 18,404,510	REAL
300 320 DECKER LLC	\$ 9,868,100	\$ 8,982,000	REAL
3228 WILLOW LLC	\$ 16,416,000	\$ 14,100,000	REAL
33-RENAL CENTER OF NORTH DALLAS	\$ 2,100,000	\$ 2,025,000	REAL
3801 NORTH BELT LINE ROAD	\$ 17,750,000	\$ 16,500,000	REAL
4303 MARIPOSA DRIVE	\$ 8,455,000	\$ 7,800,000	REAL
4409 MONTROSE LTD	\$ 23,282,000	\$ 21,000,000	REAL
4525 W PIONEER DR PROPERTY	\$ 33,000,000	\$ 27,000,000	REAL
500 EJC OFFICE OWNER LLC	\$ 27,300,000	\$ 25,100,000	REAL
600 LAS COLINAS OWNER LLC	\$ 74,750,000	\$ 72,400,000	REAL
692 LAKE CAROLYN PARKWAY	\$ 58,760,000	\$ 56,518,000	REAL
7918 FERGUSON LLC	\$ 1,889,070	\$ 1,850,000	REAL
850 LAKE CAROLYN PKWY APARTMENTS INC	\$ 53,250,000	\$ 50,500,000	REAL
89 H A S HOTEL CORP	\$ 1,260,000	\$ 1,150,000	REAL
ABF FREIGHT SYSTEMS INC	\$ 7,000,000	\$ 6,400,000	REAL
ABRAHAM ALVIN V	\$ 2,987,630	\$ 2,688,870	REAL
ADDISON HOTELS LP	\$ 5,400,000	\$ 4,950,000	REAL
AGAP GARLAND LLC	\$ 6,985,000	\$ 5,838,360	REAL
AGAS VENTURES LLC	\$ 169,300	\$ 151,640	REAL
AGAS VENTURES LLC	\$ 182,780	\$ 163,720	REAL
AGAS VENTURES LLC	\$ 207,320	\$ 185,700	REAL
AGAS VENTURES LLC	\$ 185,370	\$ 166,040	REAL
AGAS VENTURES LLC	\$ 176,710	\$ 158,280	REAL
AGAS VENTURES LLC	\$ 231,570	\$ 207,420	REAL
AGAS VENTURES LLC	\$ 184,300	\$ 165,080	REAL
AGAS VENTURES LLC	\$ 198,900	\$ 178,160	REAL
AGAS VENTURES LLC	\$ 188,670	\$ 168,990	REAL
AGAS VENTURES LLC	\$ 216,590	\$ 194,000	REAL
AGAS VENTURES LLC	\$ 187,240	\$ 167,710	REAL
AGAS VENTURES LLC	\$ 172,970	\$ 154,930	REAL
AGAS VENTURES LLC	\$ 213,650	\$ 191,370	REAL
AGAS VENTURES LLC	\$ 159,470	\$ 142,840	REAL

OWNERS NAME	DCAD VALUE	SETTLED VALUE	TYPE OF PROPERTY
AGAS VENTURES LLC	\$ 243,150	\$ 217,790	REAL
AGAS VENTURES LLC	\$ 203,490	\$ 182,270	REAL
AGAS VENTURES LLC	\$ 165,670	\$ 148,390	REAL
AGRE WILLIAMS SQUARE HOLDINGS LLC	\$ 108,705,190	\$ 98,373,710	REAL
AGRE WILLIAMS SQUARE HOLDINGS LLC	\$ 62,259,620	\$ 56,342,380	REAL
AGRE WILLIAMS SQUARE HOLDINGS LLC	\$ 9,153,170	\$ 8,283,240	REAL
AGRE WILLIAMS SQUARE HOLDINGS LLC	\$ 61,882,020	\$ 56,000,670	REAL
AIGGRE TX HOTEL LAS COLINAS OWNER	\$ 7,692,500	\$ 6,870,000	REAL
ALAMO DRAFTHOUSE CINEMA	\$ 1,315,880	\$ 1,088,750	PERSONAL
ALC APARTMENTS LLC	\$ 53,250,000	\$ 51,000,000	REAL
ALDEN SHORT	\$ 147,760	\$ 87,480	REAL
ALDEN SHORT	\$ 175,530	\$ 137,480	REAL
ALDEN SHORT	\$ 220,280	\$ 213,030	REAL
ALESIO GARDEN &	\$ 139,000,000	\$ 116,608,000	REAL
ANGEL HOSPITALITY VIII LLC	\$ 5,000,000	\$ 4,900,000	REAL
ANGEL HOSPITALITY VIII LLC	\$ 1,354,500	\$ 1,173,900	REAL
AREA/EY WFT LLC	\$ 10,000,000	\$ 8,800,000	REAL
ARMSTRONG GUADALUPE LP	\$ 1,628,830	\$ 1,628,830	REAL
ASBURY AUTOMOTIVE GROUP	\$ 5,900,000	\$ 4,700,000	REAL
ASBURY AUTOMOTIVE GROUP	\$ 51,860	\$ 51,860	REAL
ASBURY AUTOMOTIVE GROUP	\$ 2,600,000	\$ 2,000,000	REAL
ASBURY AUTOMOTIVE GROUP	\$ 4,200,000	\$ 3,200,000	REAL
ASBURY AUTOMOTIVE GROUP	\$ 3,200,000	\$ 2,300,000	REAL
ASHER PARK IRVING LP	\$ 27,000,000	\$ 22,900,000	REAL
BELL STACY GREETHUM TRUST THE	\$ 938,150	\$ 900,000	REAL
BELTLINE & GRANDE LTD	\$ 11,500,000	\$ 10,600,000	REAL
BELTLINE/AIRPORT FREEWAY JOINT VENTUF	\$ 3,217,350	\$ 2,800,000	REAL
BELTLINE/AIRPORT FREEWAY JOINT VENTUF	\$ 720,610	\$ 700,000	REAL
BELTLINE/AIRPORT FREEWAY JOINT VENTUF	\$ 7,836,860	\$ 6,500,000	REAL
BELTLINE VILLAGE PARTNERS	\$ 7,211,000	\$ 6,950,000	REAL
BETTER INC	\$ 2,750,000	\$ 2,365,000	REAL
BHP INVESTMENTS CO	\$ 3,800,000	\$ 3,400,000	REAL
BLVD AL LP THE	\$ 1,622,460	\$ 1,547,000	REAL
BRE KNIGHT SH TX OWNER LLC	\$ 4,105,500	\$ 3,689,000	REAL
BRE KNIGHT SH TX OWNER LLC	\$ 1,459,500	\$ 1,311,000	REAL
BREIT INDUSTRIAL CANYON TX	\$ 115,390	\$ 115,390	REAL
BREIT INDUSTRIAL CANYON TX	\$ 11,134,220	\$ 8,000,000	REAL
BROWN COLINAS POINTE LLC	\$ 18,500,000	\$ 16,900,000	REAL
BW ZANDER PARK LLC	\$ 18,600,000	\$ 15,600,000	REAL
CAD ASSETS LLC	\$ 2,500,000	\$ 2,200,000	REAL
CANAL CENTRE INVESTORS LLC	\$ 35,000,000	\$ 33,000,000	REAL
CARE INN	\$ 15,800,000	\$ 13,000,000	REAL
CARMAX AUTO SUPERSTORES	\$ 11,250,000	\$ 8,474,630	REAL
CARMAX AUTO SUPERSTORES	\$ 1,025,370	\$ 1,025,370	REAL
CAROLYN PROPERTY OWNER LP	\$ 67,181,400	\$ 57,500,000	REAL
CEDAR CREST OF IRVING LLC	\$ 2,500,000	\$ 2,250,000	REAL
CENTERPOINT PROPERTIES TRUST	\$ 66,270,000	\$ 22,200,000	REAL
CFT NV DEVELOPMENTS LLC	\$ 1,080,000	\$ 900,000	REAL
CHALET APARTMENTS LLC	\$ 24,500,000	\$ 22,500,000	REAL
CHATHEAU AT WILDBRIAR LP	\$ 14,700,000	\$ 11,200,000	REAL
CHEP USA	\$ 647,510	\$ 647,510	PERSONAL
CHICK FIL A INC	\$ 906,300	\$ 860,000	REAL

OWNERS NAME	DCAD VALUE	SETTLED VALUE	TYPE OF PROPERTY
CHIPOTLE MEXICAN GRILL INC	\$ 673,660	\$ 650,000	REAL
CL II LLC	\$ 4,800,000	\$ 3,875,000	REAL
COLE CV RICHARDSON TX LLC	\$ 1,847,480	\$ 1,829,360	REAL
COLINAS RANCH APARTMENTS LLC	\$ 17,750,000	\$ 12,685,000	REAL
COLONY MULTIFAMILY 3321 LLC THE	\$ 4,418,000	\$ 3,833,510	REAL
COLONY MULTIFAMILY 3321 LLC THE	\$ 1,530,050	\$ 1,305,020	REAL
COLONY MULTIFAMILY 3321 LLC THE	\$ 4,531,840	\$ 3,915,070	REAL
COLONY MULTIFAMILY 3321 LLC THE	\$ 6,420,110	\$ 5,546,400	REAL
COLUMBIA PROPERTIES	\$ 29,500,000	\$ 24,500,000	REAL
CP 511 BUILDING LLC	\$ 21,493,600	\$ 17,500,000	REAL
CP II CRESTVIEW LP	\$ 37,850,000	\$ 30,250,000	REAL
CREEKWOOD APTS LLC	\$ 23,000,000	\$ 20,750,000	REAL
CRESTVIEW STONEHILL LLC	\$ 24,700,000	\$ 21,000,000	REAL
CROSS COURT TEXAS LLC	\$ 1,285,090	\$ 1,200,000	REAL
CROSSINGSATIRVING RUBY	\$ 16,550,000	\$ 15,000,000	REAL
CVS	\$ 2,319,170	\$ 2,007,900	REAL
CVS AS LESSEE	\$ 2,002,440	\$ 1,959,460	REAL
CVS AS LESSEE	\$ 1,794,690	\$ 1,754,850	REAL
DALLAS FT WORTH PARTNERS LLC	\$ 1,949,000	\$ 1,798,020	REAL
DALLAS FT WORTH PARTNERS LLC	\$ 1,670,570	\$ 1,541,160	REAL
DALLAS FT WORTH PARTNERS LLC	\$ 3,480,430	\$ 3,210,820	REAL
DALLAS METRO APARTMENTS LLC	\$ 4,828,000	\$ 4,250,000	REAL
DELUJO EL MOROCCO LLC	\$ 11,500,000	\$ 10,500,000	REAL
DEVA CORPORATION	\$ 4,500,000	\$ 4,125,000	REAL
DFW JOSEPH INVESTMENTS LLC	\$ 14,059,720	\$ 12,500,000	REAL
DFW TOWER VILLIAGE LP	\$ 11,193,730	\$ 10,571,860	REAL
DFW TOWER VILLIAGE LP	\$ 15,806,280	\$ 14,928,150	REAL
DILLARDS PROPERTIES INC	\$ 5,000,000	\$ 4,750,000	REAL
DILLARDS TEXAS CENTRAL LLC	\$ 2,549,040	\$ 2,134,800	PERSONAL
DK CREST OWNER LLC	\$ 62,000,000	\$ 60,000,000	REAL
DOGWOOD PROPCO TX II LP	\$ 10,700,000	\$ 8,000,000	REAL
DP WPC TX LLC AND DP WPC TX	\$ 11,158,950	\$ 10,856,860	REAL
DP WPC TX LLC AND DP WPC TX	\$ 1,969,340	\$ 1,969,340	REAL
DP WPC TX LLC AND DP WPC TX	\$ 173,800	\$ 173,800	REAL
DRIVR RE IRVING LLC	\$ 6,100,000	\$ 5,800,000	REAL
DRIVER RE IRVING LLC	\$ 435,600	\$ 400,000	REAL
EAGLE CREST BORROWER LLC	\$ 29,540,180	\$ 26,696,430	REAL
EAGLE CREST BORROWER LLC	\$ 21,359,820	\$ 19,303,570	REAL
EL PRIMERO EXPRESS LP	\$ 3,675,000	\$ 3,400,000	REAL
EMERALD POINT APARTMENT	\$ 5,770	\$ 5,770	REAL
EMERALD POINT APARTMENT	\$ 6,894,230	\$ 6,194,230	REAL
ESD DFW SOUTH 2011 LP	\$ 19,000,000	\$ 17,000,000	REAL
ESTRADA LUXURY APARTMENTS LLC	\$ 27,000,000	\$ 23,500,000	REAL
ESTRADA REVO LLC &	\$ 24,950,000	\$ 22,350,000	REAL
EX DALLAS LP	\$ 56,500,000	\$ 53,463,000	REAL
EX DALLAS LP	\$ 370,740	\$ 370,740	REAL
EX DALLAS LP	\$ 8,629,270	\$ 8,166,260	REAL
GEP SILVERTON LLC	\$ 27,840,000	\$ 25,500,000	REAL
GL MARBLETREE LLC	\$ 31,200,000	\$ 27,331,200	REAL
GL MARBLETREE LLC	\$ 10,400,000	\$ 9,110,400	REAL
GOLDEN RAM LLC	\$ 155,560	\$ 155,560	REAL
GOLDEN RAM LLC	\$ 901,740	\$ 901,740	REAL





OWNERS NAME	DCAD VALUE	SETTLED VALUE	TYPE OF PROPERTY
KARAN ASSOCIATES TWO	\$ 1,435,000	\$ 1,262,610	REAL
KEVLIN JAMES M &	\$ 537,000	\$ 537,000	REAL
KHOSROW SADEGHIAN	\$ 112,170	\$ 85,000	REAL
KHOSROW SADEGHIAN	\$ 183,740	\$ 150,000	REAL
KHOSROW SADEGHIAN	\$ 1,370	\$ 1,370	REAL
KHOSROW SADEGHIAN	\$ 7,000	\$ 7,000	REAL
KHOSROW SADEGHIAN	\$ 23,700	\$ 20,000	REAL
KHOSROW SADEGHIAN	\$ 23,940	\$ 23,940	REAL
KHOSROW SADEGHIAN	\$ 1,020	\$ 1,020	REAL
KHOSROW SADEGHIAN	\$ 4,680	\$ 4,680	REAL
KHOSROW SADEGHIAN	\$ 105,740	\$ 100,000	REAL
KHOSROW SADEGHIAN	\$ 6,380	\$ 6,380	REAL
KHOSROW SADEGHIAN	\$ 6,380	\$ 6,380	REAL
KORE 125 JOHN CARPENTER LLC	\$ 71,500,000	\$ 68,750,000	REAL
KROGER TEXAS LP	\$ 11,680,630	\$ 10,971,000	REAL
KROGER TEXAS LP	\$ 927,080	\$ 927,080	REAL
KROGER TEXAS LP	\$ 3,978,130	\$ 3,978,130	REAL
KROGER TEXAS LP	\$ 1,502,570	\$ 1,502,570	REAL
KROGER TEXAS LP	\$ 1,738,070	\$ 1,738,070	REAL
LADERA RANCH LLC	\$ 26,250,000	\$ 24,500,000	REAL
LAKE WORTH HOTEL CORP	\$ 3,750,000	\$ 3,570,000	REAL
LAKERIDGE REALTY LP	\$ 310,140	\$ 310,140	REAL
LAKERIDGE REALTY LP	\$ 9,265,000	\$ 8,800,000	REAL
LAKERIDGE REALTY LP	\$ 8,089,860	\$ 7,600,000	REAL
LAS COLINAS I HOLDCO LP	\$ 92,000,000	\$ 88,250,000	REAL
LAS COLINAS II HOLDCO LP	\$ 51,600,000	\$ 49,100,000	REAL
LAS COLINAS INDUSTRIAL LLC	\$ 2,630,800	\$ 2,216,750	REAL
LBH LAS COLINAS PLAZA LLC	\$ 25,000,000	\$ 23,000,000	REAL
LEGACY REI GROUP SA LLC	\$ 11,762,190	\$ 10,292,000	REAL
LEGACY REI GROUP SA LLC	\$ 4,237,810	\$ 3,708,000	REAL
LEGACY REI GROUP TF LLC	\$ 6,900,000	\$ 5,774,650	REAL
LEGACY REI GROUP TF LLC	\$ 2,898,000	\$ 2,425,350	REAL
LION TRINITY LLC	\$ 55,550,000	\$ 51,000,000	REAL
LOONEY FAMILY 2014 TRUST THE	\$ 1,073,070	\$ 700,000	REAL
LOONEY FAMILY 2014 TRUST THE	\$ 2,217,330	\$ 1,600,000	REAL
LOOP HOTEL INC	\$ 850,000	\$ 675,000	REAL
LOWEN RAIFORD LP	\$ 8,800,000	\$ 8,300,000	REAL
LOWEN RAIFORD LP	\$ 197,830	\$ 197,830	REAL
LOWES HOME CENTERS INC	\$ 7,075,000	\$ 6,800,000	REAL
LPD REALTY LLC	\$ 16,150,000	\$ 14,450,000	REAL
LRF2 TOWNE NORTH	\$ 9,525,000	\$ 8,613,000	REAL
LRF2 TOWNE NORTH	\$ 4,575,000	\$ 4,137,000	REAL
M INDUSTRIAL PROPERTY	\$ 28,559,550	\$ 20,750,000	REAL
MAA ALLOY LLC	\$ 55,000,000	\$ 49,000,000	REAL
MAA TANC LLC	\$ 42,900,000	\$ 39,800,000	REAL
MACARTHUR PLACE	\$ 21,000,000	\$ 18,876,920	REAL
MACARTHUR PLACE	\$ 24,500,000	\$ 22,023,080	REAL
MACY'S RETAIL HOLDINGS INC	\$ 2,467,320	\$ 2,399,100	PERSONAL
MACY'S RETAIL HOLDINGS INC	\$ 4,580,000	\$ 4,250,000	REAL
MALL GROUND PORTFOLIO LLC	\$ 39,950,000	\$ 28,005,140	REAL
MALL GROUND PORTFOLIO LLC	\$ 1,650,000	\$ 1,600,000	REAL
MALL GROUND PORTFOLIO LLC	\$ 4,850,000	\$ 3,900,000	REAL

OWNERS NAME	DCAD VALUE	SETTLED VALUE	TYPE OF PROPERTY
MALL GROUND PORTFOLIO LLC	\$ 193,440	\$ 193,440	REAL
MALL GROUND PORTFOLIO LLC	\$ 1,301,420	\$ 1,301,420	REAL
MARABELLA APARTMENTS II	\$ 29,551,810	\$ 27,968,680	REAL
MARABELLA APARTMENTS II	\$ 26,448,190	\$ 25,031,320	REAL
MEADOW CREEK RANCH MHC LLC	\$ 3,115,880	\$ 2,578,950	REAL
MEADOW CREEK RANCH MHC LLC	\$ 6,227,770	\$ 4,421,050	REAL
MESTEK LTD	\$ 3,130,040	\$ 2,781,230	REAL
MESTEK LTD	\$ 2,233,460	\$ 1,984,560	REAL
MESTEK LTD	\$ 1,389,000	\$ 1,234,210	REAL
MFO PPTIES LTD	\$ 1,602,700	\$ 1,500,000	REAL
MM COURTYARDS LLC	\$ 19,050,000	\$ 16,500,000	REAL
MONTEGO BAY LLC	\$ 4,650,000	\$ 3,800,000	REAL
MPG TEXAS 1 LLC	\$ 12,376,000	\$ 10,650,000	REAL
NEPTUNE VENTURES LLC	\$ 279,880	\$ 265,890	REAL
NEPTUNE VENTURES LLC	\$ 252,340	\$ 239,720	REAL
NEPTUNE VENTURES LLC	\$ 300,000	\$ 285,000	REAL
NEPTUNE VENTURES LLC	\$ 215,000	\$ 204,250	REAL
NEPTUNE VENTURES LLC	\$ 211,000	\$ 200,450	REAL
NEPTUNE VENTURES LLC	\$ 215,000	\$ 204,250	REAL
NEPTUNE VENTURES LLC	\$ 233,920	\$ 222,220	REAL
NEPTUNE VENTURES LLC	\$ 272,670	\$ 259,040	REAL
NEPTUNE VENTURES LLC	\$ 225,000	\$ 213,750	REAL
NEPTUNE VENTURES LLC	\$ 216,190	\$ 205,380	REAL
NEPTUNE VENTURES LLC	\$ 257,270	\$ 244,410	REAL
NEPTUNE VENTURES LLC	\$ 240,000	\$ 228,000	REAL
NEPTUNE VENTURES LLC	\$ 240,000	\$ 228,000	REAL
NEWPORT APARTMENTS PROPERTY OWNER	\$ 27,950,000	\$ 21,500,000	REAL
NL ASSETS LANDEN DE LLC	\$ 13,200,000	\$ 13,200,000	REAL
NL ASSETS LANDEN DE LLC	\$ 13,200,000	\$ 12,000,000	REAL
NORTHGATE CAPRI LLC &	\$ 19,500,000	\$ 17,000,000	REAL
NORTHGATE CONSOLIDATED GROUP LLC	\$ 4,808,430	\$ 4,600,000	REAL
NORTHWEST PARK ASSOC	\$ 6,438,260	\$ 5,781,250	REAL
NORTHWEST PARK ASSOC	\$ 10,043,680	\$ 9,018,750	REAL
OAKWAY MANOR LLC	\$ 3,640,000	\$ 3,300,000	REAL
OAKWAY MANOR LLC	\$ 6,141,000	\$ 5,300,000	REAL
OCONNOR MINI WAREHOUSES	\$ 1,520,000	\$ 1,200,000	REAL
OMNINET FOXBOROUGH LP	\$ 10,920,000	\$ 10,111,110	REAL
OMNINET FOXBOROUGH LP	\$ 26,880,000	\$ 24,888,890	REAL
P LURA LLC	\$ 940,000	\$ 850,000	REAL
PAR CAPITAL 122 WEST LLC	\$ 26,700,000	\$ 25,600,000	REAL
PARMA LAS COLINAS TOWERS LLC	\$ 4,752,000	\$ 4,752,000	REAL
PARMA LAS COLINAS TOWERS LLC	\$ 65,748,000	\$ 61,948,000	REAL
PARMA MANDALAY TOWER LLC	\$ 40,500,000	\$ 37,500,000	REAL
PARRISH MICHAEL R & ANGELA R	\$ 1,615,730	\$ 1,420,000	REAL
PBH VALLEY CREEK LLC	\$ 45,250,000	\$ 43,000,000	REAL
PBH VALLEY RIDGE LLC	\$ 48,000,000	\$ 47,000,000	REAL
PCPI UT OWNER	\$ 12,252,330	\$ 12,252,330	REAL
PCPI UT OWNER	\$ 137,747,670	\$ 125,747,670	REAL
PERFECT & COMFORT LIVING LLC	\$ 4,000,000	\$ 3,200,000	REAL
PERFECT AND MODERN TEAM LLC	\$ 2,925,000	\$ 2,750,000	REAL
PETCO ANIMAL SUPPLIES INC	\$ 323,800	\$ 281,710	REAL
PL LASCO OWNER LLC	\$ 77,000,000	\$ 73,500,000	REAL

OWNERS NAME	DCAD VALUE	SETTLED VALUE	TYPE OF PROPERTY
POINT AT LAS COLINAS PROPERTIES LLC	\$ 73,455,000	\$ 62,450,000	REAL
POLO SANTIAGO	\$ 6,300,000	\$ 5,500,000	REAL
POST MONTORO LLC	\$ 31,000,000	\$ 28,500,000	REAL
PPF AMLI 1050 LAKE CAROLYN PARKWAY	\$ 62,250,000	\$ 54,733,000	REAL
PPF AMLI 777 LAKE CAROLYN PARKWAY	\$ 83,900,000	\$ 77,156,000	REAL
PRIME US TOWER AT LAKE CAROLYN LLC	\$ 66,125,000	\$ 61,000,000	REAL
PROMENADE TX PARTNERS LLC	\$ 63,000,000	\$ 60,000,000	REAL
PROPERTY RESERVE INC	\$ 64,722,820	\$ 62,300,000	REAL
PROVIDENT GROUP IRVING PROPERTIES LLC	\$ 34,750,000	\$ 31,000,000	REAL
PS LPT PROPERTIES INVESTORS	\$ 3,117,360	\$ 2,900,000	REAL
PS TEXAS HOLDINGS II LTD	\$ 5,482,000	\$ 5,230,570	REAL
PS TEXAS HOLDINGS II LTD	\$ 5,774,350	\$ 5,505,620	REAL
RAIBLE PLACE APARTMENTS LLC	\$ 14,500,000	\$ 11,700,000	REAL
RAMSEY LUTHER HAROLD	\$ 797,930	\$ 750,000	REAL
RANDALLS FOOD & DRUG LP	\$ 5,750,000	\$ 4,901,710	REAL
RAYO LLC	\$ 5,475,000	\$ 5,000,000	REAL
RAYO LLC	\$ 5,475,000	\$ 5,000,000	REAL
RESIDENCE AT SURROUND	\$ 33,000,000	\$ 33,000,000	REAL
RESIDENCES NORTHGATE LLC	\$ 40,700,000	\$ 28,500,000	REAL
RICKY HOSPITALITY LLC	\$ 1,650,000	\$ 1,550,000	REAL
ROADWAY EXPRESS	\$ 7,224,530	\$ 5,385,000	REAL
ROCHELLE PLACE LP	\$ 9,500,000	\$ 8,550,000	REAL
ROCHELLE PLAZA RES LLC	\$ 13,865,000	\$ 10,800,000	REAL
ROSEMONT SUMMIT OPERATING LLC	\$ 60,875,000	\$ 54,000,000	REAL
RYDER TRUCK RENTAL INC	\$ 2,440,720	\$ 2,440,720	REAL
RUSTIC RIDGE IRVING LP	\$ 19,800,000	\$ 16,000,000	REAL
SANDLIAN COLBY B &	\$ 3,000,000	\$ 2,760,000	REAL
SAVOY DALLAS HOTELS LLC	\$ 6,500,000	\$ 5,800,000	REAL
SEDONA PARK APARTMENTS LLC	\$ 29,500,000	\$ 24,900,000	REAL
SFS PROPERTIES LLC	\$ 4,102,000	\$ 3,875,000	REAL
SGJGM FAMILY LP	\$ 130,000	\$ 128,960	REAL
SHIRLEY ENTERPRISES LLC	\$ 1,870,740	\$ 1,683,650	REAL
SL1000 RRH SPE LLC &	\$ 16,560,000	\$ 14,500,000	REAL
SPANISH CHASE LLC	\$ 7,286,930	\$ 6,250,000	REAL
SPANISH HAVEN REDEVELOPMENT	\$ 10,500,000	\$ 8,900,000	REAL
SPRINT UNITED MGMT CO	\$ 13,800,000	\$ 12,250,000	REAL
STARCREST TEXAS PPTIES	\$ 6,100,000	\$ 5,450,000	REAL
STATE BANK OF TEXAS	\$ 1,275,000	\$ 1,165,230	REAL
SUN LIFE INSURANCE CO OF CANADA	\$ 36,620,270	\$ 33,500,000	REAL
SUNSET SPRINGS LP	\$ 17,520,410	\$ 15,768,370	REAL
SYMONDS STEPHAN M	\$ 1,541,930	\$ 1,400,000	REAL
TARGET CORP	\$ 5,715,000	\$ 5,523,470	REAL
TAURUS HOLDINGS LLC	\$ 1,015,670	\$ 1,015,670	REAL
TEXAS FLORIDA CEDARS LP	\$ 10,500,000	\$ 9,575,980	REAL
TEXAS PARK MANOR LP	\$ 10,315,000	\$ 9,285,000	REAL
TEXAS SFI PARTNERSHIP 37 LTD	\$ 37,000,000	\$ 35,100,000	REAL
TMIF II BRIDGEPORT LP	\$ 29,254,330	\$ 26,700,000	REAL
TNP IRVING SQUARE DST	\$ 1,925,900	\$ 1,925,900	REAL
TOYOTA OF IRVING LTD	\$ 530,740	\$ 422,000	REAL
TOYOTA OF IRVING LTD	\$ 13,294,900	\$ 10,255,000	REAL
TOYOTA OF IRVING LTD	\$ 630,000	\$ 623,000	REAL
TP APARTMENTS LLC	\$ 6,498,990	\$ 5,521,910	REAL

<b>OWNERS NAME</b>	<b>DCAD VALUE</b>	<b>SETTLED VALUE</b>	<b>TYPE OF PROPERTY</b>
TP APARTMENTS LLC	\$ 2,475,810	\$ 2,103,590	REAL
TR ATRUIM LP	\$ 15,500,000	\$ 14,000,000	REAL
TR ATRUIM LP	\$ 7,900,000	\$ 7,700,000	REAL
TSCA 222 LIMITED PS	\$ 5,200,000	\$ 4,700,000	REAL
TUP CARPENTER COURT LP	\$ 12,750,000	\$ 9,600,000	REAL
TX 2800 VALLEY VIEW LN DEL LLC	\$ 21,701,510	\$ 19,250,000	REAL
UNITED RENTALS	\$ 5,515,920	\$ 4,500,000	REAL
VAT CROSSROADS LLC	\$ 19,000,000	\$ 17,000,000	REAL
VELAZQUEZ CELIA &	\$ 1,881,520	\$ 1,250,000	REAL
VILLAGE ON WEST IRVING LLC	\$ 10,090,000	\$ 8,500,000	REAL
WALGREENS CO	\$ 1,424,820	\$ 1,337,180	REAL
WALGREENS CO	\$ 3,878,000	\$ 2,284,130	REAL
WALGREENS CO	\$ 2,374,270	\$ 2,228,220	REAL
WALMART REAL ESTATE	\$ 10,967,000	\$ 10,967,000	REAL
WALNUT HILL TX PARTNERS LLC	\$ 62,250,000	\$ 53,865,000	REAL
WATER STREET OCONNOR LP	\$ 90,400,990	\$ 87,000,000	REAL
WATER STREET OCONNOR LP	\$ 2,247,370	\$ 2,247,370	REAL
WESTDALE BROOKSTONE TERRACE LP	\$ 16,098,640	\$ 16,098,640	REAL
WESTDALE BROOKSTONE TERRACE LP	\$ 21,250,000	\$ 18,880,000	REAL
WESTDALE LAKERIDGE	\$ 18,675,000	\$ 16,640,000	REAL
WESTDALE POLARIS PARTNERS	\$ 5,750,000	\$ 5,500,000	REAL
WESTDALE POLARIS PARTNERS	\$ 16,405,890	\$ 14,960,000	REAL
WESTDALE PPTIES AMERICA I	\$ 19,000,000	\$ 17,920,000	REAL
WESTDALE WOODMEADE LTD	\$ 28,000,000	\$ 25,800,000	REAL
WESTGATE MULTIFAMILY LLC	\$ 29,786,110	\$ 25,786,000	REAL
WESTGATE MULTIFAMILY LLC	\$ 12,938,340	\$ 11,201,000	REAL
WESTGATE MULTIFAMILY LLC	\$ 5,677,980	\$ 4,915,000	REAL
WESTGATE MULTIFAMILY LLC	\$ 5,212,570	\$ 4,512,000	REAL
WOODCHASE & CLARENDON	\$ 17,323,310	\$ 13,353,000	REAL
WOODCHASE & CLARENDON	\$ 6,676,690	\$ 5,147,000	REAL
WOODSHIRE MHC LLC	\$ 6,581,230	\$ 4,992,000	REAL
WOODSHIRE MHC LLC	\$ 6,473,550	\$ 4,992,000	REAL
WOODSHIRE MHC LLC	\$ 2,952,800	\$ 2,236,000	REAL
WOODWIND LAND LLC	\$ 7,000,000	\$ 5,502,000	REAL
WOODWIND LAND LLC	\$ 400,000	\$ 400,000	REAL
WWC LXXI LP	\$ 26,444,620	\$ 23,800,000	REAL
WWC XLII LP	\$ 29,875,000	\$ 27,750,000	REAL
WWC XLII LP	\$ 29,875,000	\$ 27,750,000	REAL
WWC XLV LP	\$ 80,000	\$ 80,000	REAL
WWC XLV LP	\$ 67,900,000	\$ 63,420,000	REAL
<b>TOTAL</b>	<b>\$ 5,547,016,520</b>	<b>\$ 4,956,082,550</b>	

## 2021 ACTIVE LAWSUITS

<b>OWNERS NAME</b>		<b>DCAD VALUE</b>	<b>TYPE OF PROPERTY</b>
FIRST FLEET MASTER TITLING TRUST	\$	1,676,050	PERSONAL
PARMA LAS COLINAS TOWERS LLC	\$	61,167,000	REAL
PARMA LAS COLINAS TOWERS LLC	\$	4,048,000	REAL
WALGREENS CO AS OWNER	\$	2,293,980	REAL
WALGREENS CO AS OWNER	\$	1,376,640	REAL
WALGREENS CO AS OWNER	\$	2,351,530	REAL
<b>TOTAL</b>	\$	<b>72,913,200</b>	

## 2021 SETTLED LAWSUITS

OWNERS NAME	DCAD VALUE	SETTLED VALUE	TYPE OF PROPERTY
1000 EAST AIRPORT FREEWAY LLC	\$ 9,752,100	\$ 8,750,000	REAL
1111 TDS APARTMENTS LLC	\$ 18,750,000	\$ 16,500,000	REAL
14800 LANDMARK LLC	\$ 10,662,790	\$ 9,250,000	REAL
2325 STEMMONS HOTEL PTNRS LLC	\$ 7,500,000	\$ 7,500,000	REAL
250 290 B&C LLC	\$ 32,980,000	\$ 32,000,000	REAL
250 290 B&C LLC	\$ 16,478,860	\$ 16,100,000	REAL
250 290 B&C LLC	\$ 18,540,360	\$ 17,700,000	REAL
2929 PARK GROVE VNTRE LTD	\$ 14,336,450	\$ 13,518,600	REAL
2929 PARK GROVE VNTRE LTD	\$ 1,003,550	\$ 946,300	REAL
2ML REAL ESTATE INTEREST INC	\$ 1,390,000	\$ 1,300,000	REAL
4303 MARIPOSA DRIVE LLC	\$ 7,480,000	\$ 7,100,000	REAL
4409 MONTROSE LTD	\$ 17,600,000	\$ 17,600,000	REAL
89 H A S HOTEL CORP	\$ 950,000	\$ 800,000	REAL
ABF FREIGHT SYSTEM INC	\$ 8,302,500	\$ 6,000,000	REAL
ADDISON HOTELS LP	\$ 4,257,250	\$ 3,900,000	REAL
ADDISON STONE LLC	\$ 1,408,150	\$ 1,000,000	REAL
AGAS VENTURES	\$ 148,200	\$ 139,000	REAL
AGAS VENTURES	\$ 136,980	\$ 123,000	REAL
AGAS VENTURES	\$ 145,280	\$ 136,000	REAL
AGAS VENTURES	\$ 156,980	\$ 156,980	REAL
AGAS VENTURES	\$ 170,630	\$ 155,000	REAL
AGAS VENTURES	\$ 164,780	\$ 152,000	REAL
AGAS VENTURES	\$ 189,640	\$ 175,000	REAL
AGAS VENTURES	\$ 139,290	\$ 139,290	REAL
AGAS VENTURES	\$ 123,890	\$ 123,890	REAL
AGAS VENTURES	\$ 170,670	\$ 170,670	REAL
AGAS VENTURES	\$ 126,750	\$ 126,600	REAL
AGAS VENTURES	\$ 200,780	\$ 160,000	REAL
AGAS VENTURES	\$ 175,500	\$ 175,500	REAL
AGAS VENTURES	\$ 152,100	\$ 144,500	REAL
AGAS VENTURES	\$ 136,500	\$ 129,680	REAL
AGAS VENTURES	\$ 120,900	\$ 121,370	REAL
AGAS VENTURES	\$ 100,000	\$ 100,000	REAL
AGAVE APARTMENTS LLC	\$ 8,000,000	\$ 7,500,000	REAL
AGRE WILLIAMS SQUARE HOLDINGS LLC	\$ 102,417,090	\$ 92,633,000	REAL
AGRE WILLIAMS SQUARE HOLDINGS LLC	\$ 58,659,010	\$ 53,055,000	REAL
AGRE WILLIAMS SQUARE HOLDINGS LLC	\$ 8,620,610	\$ 7,804,000	REAL
AGRE WILLIAMS SQUARE HOLDINGS LLC	\$ 58,303,290	\$ 52,733,000	REAL
AIGGRE TX HOTEL LAS COLINAS OWNER LLC	\$ 6,700,000	\$ 6,000,000	REAL
ALC APARTMENTS LLC	\$ 48,750,000	\$ 48,500,000	REAL
ALESIO GARDEN &	\$ 104,420,000	\$ 96,000,000	REAL
ANGEL HOSPITALITY VIII LLC	\$ 4,440,000	\$ 4,246,000	REAL
ANGEL HOSPITALITY VIII LLC	\$ 1,083,600	\$ 1,083,600	REAL
AREA/EY WFT LLC	\$ 8,600,000	\$ 8,000,000	REAL
ASBURY AUTOMOTIVE TEXAS LLC	\$ 51,860	\$ 51,860	REAL
ASBURY AUTOMOTIVE TEXAS LLC	\$ 2,025,000	\$ 1,800,000	REAL
ASBURY AUTOMOTIVE TEXAS LLC	\$ 3,324,000	\$ 3,000,000	REAL

ASBURY AUTOMOTIVE TEXAS LLC	\$	4,900,000	\$	4,500,000	REAL
ASBURY AUTOMOTIVE TEXAS LLC	\$	2,500,000	\$	2,100,000	REAL
ASHER PARK IRVING LP	\$	21,750,000	\$	18,486,000	REAL
BELL STACY GREETHUM TRUST THE	\$	870,000	\$	749,230	REAL
BELTLINE/AIRPORT FREEWAY JOINT VENTURE	\$	2,940,000	\$	2,785,500	REAL
BELTLINE/AIRPORT FREEWAY JOINT VENTURE	\$	695,000	\$	660,000	REAL
BELTLINE/AIRPORT FREEWAY JOINT VENTURE	\$	7,615,000	\$	6,354,500	REAL
BELTLINE & GRANDE LTD	\$	11,000,000	\$	10,500,000	REAL
BETTER INC	\$	2,300,000	\$	2,150,000	REAL
BHP INVESTMENTS CO	\$	2,300,000	\$	2,000,000	REAL
BLVD AL LP THE	\$	1,437,890	\$	1,397,460	REAL
BRE KNIGHT SH TX OWNER LLC	\$	3,910,000	\$	3,541,750	REAL
BRE KNIGHT SH TX OWNER LLC	\$	1,390,000	\$	1,258,250	REAL
BREIT INDUSTRIAL CANYON TX	\$	115,390	\$	115,390	REAL
BREIT INDUSTRIAL CANYON TX	\$	10,018,430	\$	7,000,000	REAL
BUDHWANI & VIRANI INC	\$	2,025,000	\$	1,900,000	REAL
CARE INN	\$	15,300,000	\$	13,775,000	REAL
CAROLYN PROPERTY OWNER LP	\$	57,720,000	\$	54,300,000	REAL
CASTLE CROWN PROPERTIES	\$	4,750,000	\$	4,200,000	REAL
CEDAR CREST OF IRVING LLC	\$	1,600,000	\$	1,600,000	REAL
CENTRALAND GROUP LTD	\$	4,186,480	\$	4,186,480	REAL
CFT NV DEVELOPMENTS LLC	\$	815,000	\$	730,000	REAL
CHALET APARTMENTS LLC	\$	21,434,000	\$	20,000,000	REAL
CHATHEAU AT WILDBRIAR LP	\$	14,000,000	\$	11,000,000	REAL
CLAY COOLEY REAL ESTATE	\$	4,336,180	\$	4,000,000	REAL
CLAY COOLEY REAL ESTATE	\$	8,280,400	\$	7,200,000	REAL
CLAY COOLEY REAL ESTATE	\$	8,593,750	\$	7,750,000	REAL
CNC SPC LP	\$	11,417,240	\$	11,417,240	REAL
CNC SPC LP	\$	5,782,760	\$	5,782,760	REAL
COLINAS RANCH APARTMENTS	\$	13,598,880	\$	10,500,000	REAL
COLUMBIA PROPERTIES	\$	25,000,000	\$	20,950,000	REAL
COP ENTERPRISES	\$	200,830	\$	114,460	REAL
COP ENTERPRISES	\$	99,280	\$	66,110	REAL
COP ENTERPRISES	\$	99,280	\$	66,110	REAL
COP ENTERPRISES	\$	89,380	\$	66,110	REAL
COP ENTERPRISES	\$	99,280	\$	66,110	REAL
COTTONWOOD LANE PROPERTIES LLC	\$	7,665,000	\$	7,200,000	REAL
CP II CRESTVIEW LP	\$	35,200,000	\$	32,700,000	REAL
CRAWFORD ELECTRIC SUPPLY LTD	\$	510,870	\$	459,780	PERSONAL
CRESTVIEW STONEHILL LLC	\$	19,000,000	\$	18,000,000	REAL
CROSS COURT TEXAS LLC	\$	1,122,000	\$	1,000,000	REAL
CROSSINGSATIRVING RUBY	\$	13,450,000	\$	12,750,000	REAL
CROWN ENTERPRISES INC	\$	5,946,820	\$	4,500,000	REAL
CVS	\$	1,785,000	\$	1,767,500	REAL
CVS	\$	1,734,000	\$	1,715,000	REAL
CVS AS LESSEE	\$	2,240,740	\$	1,940,000	REAL
CVS AS LESSEE	\$	1,973,410	\$	1,893,200	REAL
D L PETERSON TRUST I	\$	4,517,150	\$	4,200,950	PERSONAL
DALLAS METRO APARTMENTS LLC	\$	3,800,000	\$	3,450,000	REAL
DELUJO EL MOROCCO LLC	\$	9,345,000	\$	8,625,000	REAL
DENNIS D TOPLETZ	\$	152,950	\$	152,950	REAL
DENNIS D TOPLETZ	\$	130,330	\$	130,330	REAL
DENNIS D TOPLETZ	\$	638,060	\$	638,060	REAL

DENNIS D TOPLETZ	\$	616,930	\$	616,930	REAL
DENNIS D TOPLETZ	\$	442,410	\$	442,410	REAL
DENNIS D TOPLETZ	\$	205,000	\$	205,000	REAL
DENNIS D TOPLETZ	\$	205,290	\$	205,290	REAL
DENNIS D TOPLETZ	\$	183,380	\$	183,380	REAL
DENNIS D TOPLETZ	\$	197,640	\$	197,640	REAL
DENNIS D TOPLETZ	\$	166,400	\$	166,400	REAL
DENNIS D TOPLETZ	\$	177,240	\$	177,240	REAL
DENNIS D TOPLETZ	\$	223,150	\$	223,150	REAL
DENNIS D TOPLETZ	\$	177,060	\$	177,060	REAL
DENNIS D TOPLETZ	\$	398,370	\$	398,370	REAL
DENNIS D TOPLETZ	\$	145,000	\$	145,000	REAL
DENNIS D TOPLETZ	\$	176,120	\$	176,120	REAL
DENNIS D TOPLETZ	\$	238,730	\$	238,730	REAL
DENNIS D TOPLETZ	\$	170,010	\$	170,010	REAL
DENNIS D TOPLETZ	\$	185,310	\$	185,310	REAL
DENNIS D TOPLETZ	\$	182,010	\$	182,010	REAL
DENNIS D TOPLETZ	\$	190,650	\$	190,650	REAL
DENNIS D TOPLETZ	\$	171,000	\$	171,000	REAL
DENNIS D TOPLETZ	\$	181,630	\$	181,630	REAL
DENNIS D TOPLETZ	\$	195,380	\$	195,380	REAL
DENNIS D TOPLETZ	\$	166,050	\$	166,050	REAL
DENNIS D TOPLETZ	\$	161,140	\$	161,140	REAL
DENNIS D TOPLETZ	\$	153,050	\$	153,050	REAL
DENNIS D TOPLETZ	\$	181,630	\$	181,630	REAL
DENNIS D TOPLETZ	\$	173,820	\$	173,820	REAL
DENNIS D TOPLETZ	\$	177,970	\$	177,970	REAL
DENNIS D TOPLETZ	\$	174,430	\$	174,430	REAL
DENNIS D TOPLETZ	\$	200,580	\$	200,580	REAL
DENNIS D TOPLETZ	\$	196,560	\$	196,560	REAL
DENNIS D TOPLETZ	\$	203,630	\$	203,630	REAL
DENNIS D TOPLETZ	\$	1,087,140	\$	1,087,140	REAL
DENNIS D TOPLETZ	\$	457,970	\$	457,970	REAL
DEVA CORPORATION	\$	4,050,000	\$	3,766,000	REAL
DFW JOSEPH INVESTMENTS LLC	\$	11,160,000	\$	10,000,000	REAL
DFW RESORTS LLC	\$	6,100,000	\$	5,100,000	REAL
DK CREST OWNER LLC	\$	57,510,000	\$	56,000,000	REAL
DRIVER RE IRVING LLC	\$	5,785,570	\$	5,400,000	REAL
DSJR LLC	\$	5,318,000	\$	4,638,000	REAL
EAGLE CREST BORROWER LLC	\$	25,878,450	\$	23,765,630	REAL
EAGLE CREST BORROWER LLC	\$	18,712,110	\$	17,184,370	REAL
EBEX IRVING APARTMENTS LLC	\$	12,250,000	\$	11,875,000	REAL
EL PRIMERO EXPRESS LP	\$	3,375,000	\$	3,200,000	REAL
ELEMENT FLEET CORPORATION	\$	369,610		332,650	PERSONAL
ESTRADA REVO LLC &	\$	20,100,000	\$	18,800,000	REAL
EX DALLAS LP	\$	45,500,000	\$	43,329,260	REAL
EX DALLAS LP	\$	7,629,260	\$	7,300,000	REAL
EX DALLAS LP	\$	370,740	\$	370,740	REAL
FPG THE POINT LP	\$	50,800,000	\$	50,000,000	REAL
FREO TEXAS LLC	\$	237,080	\$	237,080	REAL
FREO TEXAS LLC	\$	201,510	\$	184,900	REAL
FREO TEXAS LLC	\$	174,750	\$	174,750	REAL
FREO TEXAS LLC	\$	147,590	\$	147,590	REAL

FREO TEXAS LLC	\$	205,860	\$	205,860	REAL
GARDEN INVESTORS PROPERTIES	\$	5,273,440	\$	4,726,550	REAL
GARDEN INVESTORS PROPERTIES	\$	8,226,560	\$	7,373,450	REAL
GELCO FLEET TRUST	\$	4,090,320	\$	3,804,000	PERSONAL
GEP SILVERTON LLC	\$	22,000,000	\$	20,700,000	REAL
GEP VANDERBILT LLC	\$	12,856,000	\$	11,600,000	REAL
GROUP 1 REALTY INC	\$	765,640	\$	689,080	REAL
GROUP 1 REALTY INC	\$	309,360	\$	278,420	REAL
GROUP 1 REALTY INC	\$	167,210	\$	150,490	REAL
GROUP 1 REALTY INC	\$	600,000	\$	540,000	REAL
GROUP 1 REALTY INC	\$	3,000,000	\$	2,800,000	REAL
HAMPTON/AIRPORT FREEWAY JOINT	\$	1,850,000	\$	1,500,000	REAL
HCD DALLAS CORPORATION	\$	800,000	\$	800,000	REAL
HCD DALLAS CORPORATION	\$	30,150,000	\$	25,700,000	REAL
HCD DALLAS CORPORATION	\$	800,000	\$	800,000	REAL
HCD DALLAS CORPORATION	\$	30,150,000	\$	30,150,000	REAL
HD DEVELOPMENT PROPERTIES	\$	5,248,640	\$	5,098,670	REAL
HERTZ CORP	\$	13,113,420	\$	3,495,160	PERSONAL
HKRK MGNT INC	\$	2,275,000	\$	2,000,000	REAL
IMT CAPITAL III LAKESHORE LOFTS LP	\$	53,500,000	\$	52,200,000	REAL
IMV GROUP LLC	\$	155,560	\$	132,430	REAL
IMV GROUP LLC	\$	901,740	\$	767,690	REAL
IMV GROUP LLC	\$	167,260	\$	142,390	REAL
IMV GROUP LLC	\$	1,429,530	\$	1,217,010	REAL
IMV GROUP LLC	\$	189,600	\$	161,410	REAL
IMV GROUP LLC	\$	179,650	\$	152,940	REAL
IMV GROUP LLC	\$	175,650	\$	149,540	REAL
IMV GROUP LLC	\$	138,050	\$	117,530	REAL
IMV GROUP LLC	\$	130,490	\$	111,090	REAL
IMV GROUP LLC	\$	1,111,510	\$	946,270	REAL
IMV GROUP LLC	\$	351,290	\$	299,070	REAL
IMV GROUP LLC	\$	322,350	\$	274,430	REAL
IMV GROUP LLC	\$	91,860	\$	78,200	REAL
INTERGERMAN SUMMER GATE LP	\$	13,650,000	\$	12,700,000	REAL
INTREPID HOLDINGS	\$	3,586,730	\$	3,200,000	REAL
IRIS ASSOCIATES LP	\$	8,156,250	\$	7,593,750	REAL
IRIS ASSOCIATES LP	\$	20,843,750	\$	19,406,250	REAL
IRVING 4600 WEST PIONEER	\$	34,272,000	\$	29,725,000	REAL
IRVING BRITAIN WAY APARTMENTS LP	\$	2,324,000	\$	2,203,000	REAL
IRVING BRITAIN WAY APARTMENTS LP	\$	4,480,000	\$	4,247,000	REAL
IRVING BUS PROPERTIES LLC	\$	2,300,000	\$	1,865,720	REAL
IRVING LODGING LLC	\$	5,500,000	\$	5,000,000	REAL
IRVING PARK SPRINGS PARTNERS LTD	\$	2,100,000	\$	1,726,570	REAL
ISA HOSPITALITY INC	\$	1,995,000	\$	1,700,000	REAL
JAHCO FAIR OAKS LP	\$	7,050,000	\$	6,345,000	REAL
JARS HEIGHTS 79 LLC	\$	2,720,000	\$	2,582,280	REAL
JARS HEIGHTS 79 LLC	\$	1,020,000	\$	968,350	REAL
JARS HEIGHTS 79 LLC	\$	1,632,000	\$	1,549,370	REAL
JASAN LLC	\$	3,200,230	\$	2,825,000	REAL
JDFW LLC	\$	52,000,000	\$	47,000,000	REAL
JDFW II LLC	\$	71,000,000	\$	64,800,000	REAL
KIMBERLY CLARK CORP	\$	9,000,000	\$	8,775,000	REAL
KROGER TEXAS LP	\$	10,600,000	\$	10,600,000	REAL

LADERA RANCH LLC	\$	21,500,000	\$	21,000,000	REAL
LAKE WORTH HOTEL CORP	\$	3,650,000	\$	3,400,000	REAL
LAKERIDGE REALTY LP	\$	310,140	\$	310,140	REAL
LAKERIDGE REALTY LP	\$	9,052,500	\$	8,000,000	REAL
LAKERIDGE REALTY LP	\$	7,639,860	\$	7,100,000	REAL
LAS COLINAS I HOLDCO LP	\$	83,950,000	\$	80,000,000	REAL
LAS COLINAS II HOLDCO LP	\$	46,300,000	\$	45,425,000	REAL
LAS COLINAS SURGERY	\$	1,600,000	\$	1,400,000	REAL
LEGACY REI GROUP SA LLC	\$	8,972,740	\$	8,543,270	REAL
LEGACY REI GROUP SA LLC	\$	3,232,820	\$	2,956,730	REAL
LEGACY REI GROUP SP LLC	\$	17,933,000	\$	17,600,000	REAL
LEGACY REI GROUP VF LLC	\$	10,898,000	\$	9,800,000	REAL
LOWEN TRINITY MILLS	\$	197,830	\$	197,830	REAL
LOWEN TRINITY MILLS	\$	7,715,780	\$	7,350,000	REAL
LPD REALTY LLC	\$	12,300,000	\$	11,250,000	REAL
MAA ALLOY LLC	\$	47,500,000	\$	44,500,000	REAL
MAA TANC LLC	\$	37,800,000	\$	36,800,000	REAL
MAAHIYAA HOTEL LLC	\$	4,000,000	\$	3,650,000	REAL
MACARTHUR PLACE BORROWER LLC	\$	17,538,460	\$	15,923,080	REAL
MACARTHUR PLACE BORROWER LLC	\$	20,461,540	\$	18,576,920	REAL
MACY'S RETAIL HOLDINGS	\$	4,410,970	\$	4,000,000	REAL
MACY'S RETAIL HOLDINGS LLC	\$	2,822,470	\$	2,399,100	PERSONAL
MALL GROUND PORTFOLIO LLC	\$	38,155,140	\$	31,353,230	REAL
MALL GROUND PORTFOLIO LLC	\$	1,650,000	\$	1,600,000	REAL
MALL GROUND PORTFOLIO LLC	\$	4,700,000	\$	4,051,910	REAL
MALL GROUND PORTFOLIO LLC	\$	193,440	\$	193,440	REAL
MALL GROUND PORTFOLIO LLC	\$	1,301,420	\$	1,301,420	REAL
MARABELLA APARTMENTS LP	\$	26,253,610	\$	25,594,000	REAL
MARABELLA APARTMENTS LP	\$	23,496,390	\$	22,906,000	REAL
MEDIEVAL TIMES	\$	1,627,000	\$	1,627,000	PERSONAL
MERRICK BUSINESS PARK LLC	\$	4,423,500	\$	3,395,020	REAL
MERRICK BUSINESS PARK LLC	\$	1,434,100	\$	1,193,010	REAL
METROPLEX PLAZA LP	\$	3,752,500	\$	3,184,960	REAL
METROPLEX PLAZA LP	\$	2,362,500	\$	1,988,140	REAL
METROPLEX PLAZA LP	\$	4,635,000	\$	3,826,900	REAL
MNSF II ACQUISITIONS LLC	\$	165,910	\$	165,910	REAL
MNSF II ACQUISITIONS LLC	\$	195,020	\$	195,020	REAL
MNSF II ACQUISITIONS LLC	\$	222,430	\$	222,430	REAL
MNSF II ACQUISITIONS LLC	\$	227,990	\$	190,970	REAL
MNSF II ACQUISITIONS LLC	\$	203,000	\$	203,000	REAL
MPG TEXAS 1 LLC	\$	9,520,000	\$	9,000,000	REAL
NEPTUNE VENTURES LLC	\$	280,000	\$	280,000	REAL
NEPTUNE VENTURES LLC	\$	196,600	\$	184,480	REAL
NEPTUNE VENTURES LLC	\$	251,650	\$	236,140	REAL
NEPTUNE VENTURES LLC	\$	192,210	\$	180,370	REAL
NEPTUNE VENTURES LLC	\$	254,930	\$	239,220	REAL
NEPTUNE VENTURES LLC	\$	181,930	\$	170,720	REAL
NEPTUNE VENTURES LLC	\$	179,000	\$	167,970	REAL
NEPTUNE VENTURES LLC	\$	202,050	\$	189,600	REAL
NEPTUNE VENTURES LLC	\$	258,990	\$	243,030	REAL
NEPTUNE VENTURES LLC	\$	226,530	\$	212,940	REAL
NEPTUNE VENTURES LLC	\$	194,150	\$	182,190	REAL
NEPTUNE VENTURES LLC	\$ 124	217,730	\$	204,310	REAL

NEPTUNE VENTURES LLC	\$	204,080	\$	191,500	REAL
NEPTUNE VENTURES LLC	\$	200,940	\$	192,530	REAL
NEWPORT APARTMENTS PROPERTY OWNER	\$	24,147,200	\$	21,000,000	REAL
NORTHGATE CARI LLC &	\$	16,500,000	\$	16,000,000	REAL
OMNINET FOXBOROUGH LP	\$	9,349,910	\$	8,248,000	REAL
OMNINET FOXBOROUGH LP	\$	23,015,170	\$	20,302,000	REAL
PACIFIC PLATINUM TRUST	\$	555,310	\$	520,000	REAL
PAR CAPITAL 122 WEST LLC	\$	27,882,000	\$	25,100,000	REAL
PARMA MANDALAY TOWER LLC	\$	38,000,000	\$	35,900,000	REAL
PARRISH HARE ELECTRIC SUPPLY CORP	\$	15,469,580	\$	13,382,690	PERSONAL
PATEL RAMAN	\$	1,450,000	\$	1,340,000	REAL
PCPI UT OWNER LP AND TERRA FUNDING URBAN TC	\$	12,252,330	\$	12,252,330	REAL
PCPI UT OWNER LP AND TERRA FUNDING URBAN TC	\$	151,682,670	\$	123,247,670	REAL
PECAN VILLAGE APARTMENTS	\$	1,477,510	\$	1,392,860	REAL
PECAN VILLAGE APARTMENTS	\$	1,704,820	\$	1,607,140	REAL
PERFECT & COMFORT LIVING LLC	\$	3,200,000	\$	2,900,000	REAL
PERFECT AND MODERN TEAM LLC	\$	2,332,000	\$	2,200,000	REAL
POLO SANTIAGO	\$	4,600,000	\$	4,140,000	REAL
POST MONTORO LLC	\$	26,259,000	\$	25,000,000	REAL
PPF AMLI 1050 LAKE CAROLYN PARKWAY LLC	\$	51,832,000	\$	48,375,000	REAL
PPF AMLI 777 LAKE CAROLYN PARKWAY	\$	73,775,000	\$	69,191,000	REAL
PRIME US TOWER AT LAKE CAROLYN LLC	\$	61,500,000	\$	59,000,000	REAL
PROGRESS RESIDENTIAL	\$	168,600	\$	168,600	REAL
PROGRESS RESIDENTIAL	\$	170,510	\$	170,510	REAL
PROVIDENT GROUP IRVING PROPERTIES LLC	\$	31,000,000	\$	24,250,000	REAL
RACETRAC PETROLEUM INC	\$	563,900	\$	301,100	REAL
RACETRAC PETROLEUM INC	\$	429,820	\$	331,760	PERSONAL
RACETRAC PETROLEUM INC	\$	1,750,000	\$	1,718,000	REAL
RACETRAC PETROLEUM INC	\$	2,315,310	\$	2,100,000	REAL
RACETRAC PETROLEUM INC	\$	457,820	\$	457,820	REAL
RACETRAC PETROLEUM INC	\$	382,310	\$	382,310	REAL
RAMSEY LUTHER H	\$	1,490,700	\$	1,200,000	REAL
RANDALLS FOOD & DRUG LP	\$	4,758,940	\$	4,758,940	REAL
RAVEN SURROUND LLC	\$	26,500,000	\$	25,600,000	REAL
RAYO LLC	\$	4,800,000	\$	3,750,000	REAL
RAYO LLC	\$	4,897,600	\$	3,750,000	REAL
RESIDENCES NORTHGATE LLC	\$	28,233,600	\$	22,691,000	REAL
ROCHELLE PLACE L P	\$	7,500,000	\$	7,000,000	REAL
ROCHELLE PLAZA ASSOCIATES	\$	9,500,000	\$	8,475,000	REAL
ROSEMONT SUMMIT OPERATING LLC	\$	56,250,000	\$	54,500,000	REAL
RUSTIC RIDGE IRVING LP	\$	15,000,000	\$	13,800,000	REAL
RYDER TRUCK RENTAL INC	\$	2,440,720	\$	2,153,310	PERSONAL
SANDLIAN COLBY B & G B REV TR &	\$	2,600,000	\$	2,600,000	REAL
SAVOY DALLAS HOTELS LLC	\$	5,481,350	\$	4,500,000	REAL
SEDONA PARK APARTMENTS LLC	\$	24,880,000	\$	17,350,000	REAL
SOUTHERN STAR LAS COLINAS LP	\$	8,900,000	\$	8,000,000	REAL
SPANISH HAVEN REDEVELOPMT	\$	9,067,030	\$	7,000,000	REAL
SUN LIFE INSURANCE CO OF CANADA	\$	34,178,320	\$	32,169,000	REAL
SYMONDS STEPHAN M	\$	1,330,000	\$	1,200,000	REAL
TARGET CORPORATION AS OWNER	\$	5,523,470	\$	5,523,470	REAL
TCI 600 LAS COLINAS INC	\$	80,837,780	\$	74,750,000	REAL
TEXAS FLORIDA CEDARS LP	\$	8,651,960	\$	7,800,000	REAL
TEXAS PARK MANOR LP	\$	8,800,000	\$	8,250,000	REAL

TEXAS SFI PARTNERSHIP 37 LTD	\$	34,000,000	\$	33,400,000	REAL
TMIF II BRIDGEPORT LP	\$	26,250,000	\$	23,625,000	REAL
TP APARTMENTS LLC	\$	5,415,830	\$	4,851,730	REAL
TP APARTMENTS LLC	\$	2,063,170	\$	1,848,270	REAL
TR ATRIUM LP	\$	14,215,000	\$	13,500,000	REAL
TR ATRIUM LP	\$	7,215,000	\$	7,100,000	REAL
TRELLIS PLACE DUPLEXES LTD	\$	14,428,000	\$	13,300,000	REAL
URBAN TOWNE LAKE APARTMENTS LP	\$	24,000,000	\$	23,500,000	REAL
VELAZQUEZ CELIA &	\$	1,100,000	\$	1,000,000	REAL
VILLAS ESTANCIA APARTMENTS LLC	\$	18,525,000	\$	14,500,000	REAL
WALGREENS CO AS OWNER	\$	2,293,980	\$	2,163,320	REAL
WALGREENS CO AS OWNER	\$	1,376,640	\$	1,298,230	REAL
WALGREENS CO AS OWNER	\$	2,351,530	\$	2,217,600	REAL
WALNUT HILL TX PARTNERS LLC	\$	51,000,000	\$	47,000,000	REAL
WESTDALE BROOKSTONE/TERRACE LP	\$	14,400,000	\$	12,960,000	REAL
WESTDALE BROOKSTONE/TERRACE LP	\$	17,750,000	\$	16,950,000	REAL
WESTDALE LAKERIDGE	\$	15,950,000	\$	15,000,000	REAL
WESTDALE POLARIS PARTNERS	\$	13,400,000	\$	12,700,000	REAL
WESTDALE PPTIES AMERICA I	\$	15,850,000	\$	15,000,000	REAL
WESTDALE WOODMEADE LTD	\$	23,700,000	\$	21,400,000	REAL
WESTGATE MULTIFAMILY LLC	\$	4,358,000	\$	3,993,000	REAL
WESTGATE MULTIFAMILY LLC	\$	3,988,000	\$	3,665,000	REAL
WESTGATE MULTIFAMILY LLC	\$	23,524,000	\$	20,946,000	REAL
WESTGATE MULTIFAMILY LLC	\$	10,130,000	\$	9,098,000	REAL
WOODCHASE & CLARENDON APTS LLC	\$	15,388,870	\$	12,270,670	PERSONAL
WOODCHASE & CLARENDON APTS LLC	\$	5,931,130	\$	4,729,330	REAL
WOODSIDE VILLAS IRVING LLC	\$	13,000,000	\$	12,100,000	REAL
WOODWIND APARTMENTS	\$	5,193,000	\$	5,100,000	REAL
WOODWIND APARTMENTS	\$	400,000	\$	400,000	REAL
WWC XLV LP	\$	59,000,000	\$	55,500,000	REAL
<b>TOTAL</b>	\$	<b>3,593,101,660</b>	\$	<b>3,287,298,780</b>	

**TOPIC:** Consider Approval of the Continuation of the Current Board Goals

**SUBMITTED BY:** Dr. Dorian Galindo, Chief of Staff

**BACKGROUND:** The continuation of the current School District Board Goals in Irving ISD reflects a sustained commitment to academic achievement, community involvement, and modernized educational environments. These goals prioritize ensuring that each student reaches their highest potential and is college and career ready, with a focus on increasing the percentage of 3rd-grade students meeting grade level on STAAR Reading and on STAAR Math. Additionally, the district aims to improve overall College, Career, and Military Readiness (CCMR). The goals also emphasize strengthening parent and community engagement throughout the city of Irving to foster a supportive learning environment. Furthermore, the district remains dedicated to providing state-of-the-art facilities that reimagine the design of education, ensuring all students have access to innovative and future-ready learning spaces.

**ADMINISTRATIVE RECOMMENDATION:** Administration recommends the board to continue with the Board Goals.

**RECOMMENDED BOARD MOTION:** I move that the current board goals be renewed.

Additional Agenda Sheets Attached: X Yes  No

## Revised Board Goals:

Goal 1: In Irving ISD, each student will reach their highest potential and be college and career ready.

- Sub Goal 1: In Irving ISD, we will increase the percentage of 3rd-grade students who score *Meets Grade Level or above* on STAAR Reading from 29% to 44% by June 2029.
- Sub Goal 2: In Irving ISD, we will increase the percentage of 3rd-grade students who score *Meets Grade Level or above* on STAAR Math from 25% to 38% by June 2029.
- Sub Goal 3: In Irving ISD, we will increase overall CCMR *Meets* from 72% to 90% by 2029.

Goal 2: In Irving ISD, we will increase parent and community engagement in the city of Irving.

Goal 3: In Irving ISD, we will provide state-of-the-art facilities that rethink the present design of education for all students.

**CONSENT AGENDA ITEM – BIDS**  
10/21/2024

**TOPIC:** Consider Approval of Interlocal Agreement with Texas A&M Engineering Extension Service (TEEX) to Provide Student In-Class and Online Law Enforcement Training

**SUBMITTED BY:** Z. Moore, Director of Career & Technical Education

**BACKGROUND:** The Texas A&M Engineering Extension Service is the certifying agency for the Texas Private Security Bureau Level 2 industry certification, which provides in-class and online training courses for the Districts Law Enforcement students. This service has been utilized by the district for more than 10 years. Therefore, the Career and Technical Education department requests your approval and execution of the attached Interlocal Agreement.

**FUNDING SOURCE:** General Funds

**COSTS:** Estimated to be less than \$5,000.00 annually

**ADMINISTRATIVE RECOMMENDATION:** The Administration recommends the Board Approve Texas A&M Engineering Extension Service (TEEX) Interlocal Agreement for Student In-Class and Online Law Enforcement Training. The Term will be 01/06/2025 through 01/06/2030.

**RECOMMENDED BOARD ACTION:** I Move that the Board of Trustees Approve the Interlocal Agreement with Texas A&M Engineering Extension Service (TEEX) for student in-class and online Law Enforcement training.

Additional Agenda Sheets Attached:  Yes  No

**AGENDA SHEET**

**Meeting Date:** 10/21/2024

**Topic:** Consider Approval of Interlocal Agreement with Texas A&M Engineering Extension Service (TEEX) student in-class and online Law Enforcement training.

<b>Recommended Vendor(s)</b>	Texas A&M Engineering Extension Service (TEEX)
<b>Contract Type (e.g. Co-op, RFP)</b>	Interlocal Agreement

<b>Contract Term or One Time Purchase</b>	Participation Period: 01/06/2025 through 01/06/2030
<b>Sole Source Vendor &amp; Documentation</b>	N/A
<b>Vendor is at least 51% woman or minority business</b>	<input type="checkbox"/> Yes <input checked="" type="checkbox"/> No

TO THE BEST OF MY KNOWLEDGE, THE RECOMMENDED VENDOR(S) PROVIDES THE BEST VALUE FOR THE DESCRIBED GOODS OR SERVICES. I FURTHER CERTIFY THE ADMINISTRATION HAS COMPLETED THE PROCUREMENT PROCEDURES REQUIRED BY APPLICABLE STATE AND FEDERAL STATUTES AND REGULATIONS, BOARD POLICY CH(LOCAL).

\_\_\_\_\_  
 ZACHARY MOORE  
 DIRECTOR OF CAREER &  
 TECHNICAL EDUCATION

\_\_\_\_\_  
 JEROME PILGRIM  
 DIRECTOR OF PURCHASING

\_\_\_\_\_  
 DR. ROSEMARY ROBBINS  
 PRESIDENT BOARD OF TRUSTEES

\_\_\_\_\_  
 MICHAEL KELLEY  
 SECRETARY BOARD OF TRUSTEES

DATE: \_\_\_\_\_

DATE: \_\_\_\_\_

\_\_\_\_\_  
 MAGDA HERNANDEZ  
 SUPERINTENDENT OF SCHOOLS

\_\_\_\_\_  
 WESLEY L. NUTE  
 GENERAL COUNSEL

DATE: \_\_\_\_\_

DATE: \_\_\_\_\_

Attachments:

1. Interlocal Agreement Contract #45-100907



**CONSENT AGENDA ITEM**  
October 21, 2024

**TOPIC:** Consider Approval of the 2024-2025 Campus Improvement Plans

**SUBMITTED BY:** Imelda Little, Executive Director of PK-8<sup>th</sup> Schools

**BACKGROUND:** The Texas Education Code (TEC §11.253) requires each principal and campus decision-making team to develop, review annually, and revise the Campus Improvement Plan (CIP). The CIP directs and supports the improvement of student performance for all student populations.

**ADMINISTRATIVE RECOMMENDATION:** The administration recommends the Board of Trustees approve the submitted 2024-2025 Campus Improvement Plans for all campuses.

**RECOMMENDED BOARD MOTION:** I move the Board of Trustees approve the submitted 2024-2025 Campus Improvement Plans for all campuses.

Additional Agenda Sheets Attached:  Yes  No

Attachment [2024-2025 Campus Improvement Folder](#)

**CONSENT AGENDA ITEM**  
**10/21/2024**

**TOPIC:** Consider Approval of the Renewal of Property and Casualty Insurance Coverage with Texas Association of School Boards (TASB) for FY2024 - 2025

**SUBMITTED BY:** Ashley Witek, Director of Benefits, HRIS Operations and Risk Management

**BACKGROUND:** The TASB Risk Management Fund (the Fund) has provided the Irving Independent School District with Property and Casualty insurance coverage for a number of years under an executed Interlocal Agreement. The policy is renewed on an annual basis with any necessary changes to the premium.

The policy covers Property and Equipment Liability, Automobile Liability, Automobile Physical Damage, School Liability, including Professional Legal, General, and Employee Benefits Liability, Privacy & Information Security, and Violent Acts. The policy is renewed on an annual basis with any necessary changes based on claims and premium increases or decreases.

This year's renewal reflects a 5.73% increase in total premium from 2023-2024 primarily due to an increase in property values, new construction, Magda A. Hernandez Institute of Wellness and Professional Learning (MAHI), and a change in deductible structure, which will now be a percentage of the value of the building instead of a flat rate. A copy of the Contribution & Coverage Summary (CCS) for the Participation Period of 11/1/2024 through 10/31/2025 explaining the coverages, changes and clarifications is attached for your review.

The Risk Management Department has reported that TASB continues to provide excellent customer service and value for the services provided to the district. Therefore, the Administration recommends that the Board approve the renewal of the coverages, execute the attached (CCS) and Authorize payment of the premiums to TASB.

**FUNDING SOURCE:** General Funds (Fund 199)

**TOTAL IRVING ISD CONTRIBUTION:** \$2,370,653

**ADMINISTRATIVE RECOMMENDATION:** The Administration recommends the Board Approve the Renewal of Property and Casualty Insurance Coverages with Texas Association of School Board (TASB) for the FY2024 - 2025 Policy Period.

**RECOMMENDED BOARD MOTION:** I move the Board Approve the Renewal of Property and Casualty Insurance Coverage with Texas Association of School Board (TASB) for the FY2024 - 2025 Policy Period.

## AGENDA SHEET


**Meeting Date:** 10/21/2024


**Topic:** Consider Approval of the Renewal of Property and Casualty Insurance Coverage with Texas Association of School Board (TASB) for FY2024 – 2025 Policy Period

<b>Recommended Vendor(s)</b>	Texas Association of School Boards (TASB)
<b>Contract Type (e.g. Co-op, RFP)</b>	Interlocal Agreement
<b>Contract Term or One Time Purchase</b>	2024-2025 School Year
<b>Sole Source Vendor &amp; Documentation</b>	
<b>Vendor is at least 51% woman or minority business</b>	<input type="checkbox"/> Yes <input checked="" type="checkbox"/> No

TO THE BEST OF MY KNOWLEDGE, THE RECOMMENDED VENDOR PROVIDES THE BEST VALUE FOR THE DESCRIBED SERVICES. I FURTHER CERTIFY THE ADMINISTRATION HAS COMPLETED THE PROCUREMENT PROCEDURES REQUIRED BY APPLICABLE STATE AND FEDERAL STATUTES AND REGULATIONS, BOARD POLICY CH(LOCAL).

  
KATIE GILLELAND  
SENIOR EXECUTIVE DIRECTOR OF  
HUMAN RESOURCES & EMPLOYEE SERVICES

  
JEROME PILGRIM  
DIRECTOR OF PURCHASING

  
JUAN CARLOS MARTINEZ  
DEPUTY SUPERINTENDENT

**ATTACHMENTS:**

1. Risk Management Recommendation dated October 10, 2024
2. Purchasing Department Award Memo dated October 11, 2024
3. Contribution & Coverage Summary (CCS) for Policy Period 2024-2025

MEMORANDUM  
Risk Management Department



**DATE:** October 10, 2024  
**TO:** Irving ISD School Board of Trustees  
Magda Hernandez, Superintendent of Schools

**FROM:** Ashley Witek, Director of Benefits, HRIS Operations & Risk Management

**THROUGH:** Katie Gilleland, Senior Executive Director of HR & Employee Services

**SUBJECT:** Renewal of Property/Casualty Coverages with Texas Association of School Boards [TASB] for the FY2024-2025 Policy Period

---

The TASB Risk Management Fund [the Fund] has served the District for many years under an executed Interlocal Agreement. The policy coverages include property, casualty and liability, and are renewed on an annual basis. This year's renewal reflects an increase of \$556,520 in total premium from last year primarily due to the following factors:

- Local property taxes increased by \$142 million dollars
- Increase in automobile liability claims
- Increase in cyber crimes across the pool

The total increase also includes an additional contribution of \$222,995 required to obtain the endorsement which decreases the deductible for wind/hail losses from \$1,000,000 to \$500,000 per occurrence.

TASB continues to provide the best and most competitive pricing structure. The Administration recommends that the Board approve the renewal of the coverages listed per the attached document and payment of the premiums in the amount of \$2,465,111.

**ATTACHMENTS:** [8 pages]  
Contribution & Coverage Summary [CCS]. *Requires Board President Signature in two locations.*



**PURCHASING RECOMMENDATION**

Date: October 11, 2024

TO: Board of Trustees,  
Magda Hernandez, Superintendent of Schools

FROM: Jerome Pilgrim, Director of Purchasing


SUBJECT: Approval of Renewal of Property and Casualty Insurance Coverage Policy for FY 2024-2025

Purchasing concurs with the recommendation from the Risk Management Office to approve the renewal of the Property and Casualty Insurance Policy for the FY2024 - 2025 Policy Period with Texas Association of School Boards (TASB).

The premium for FY2023-2024 was \$2,465,111  
For FY 2024 – 2025, the premium will be \$2,370,653

Purchasing concurs with the recommendation to approve the renewal of the Property and Casualty Insurance Policy for the FY2024 – 2025 with Texas Association of School Boards (TASB).

TO THE BEST OF MY KNOWLEDGE, THE RECOMMENDED VENDOR PROVIDES THE BEST VALUE FOR THE DESCRIBED SERVICES. I FURTHER CERTIFY THE ADMINISTRATION HAS COMPLETED THE PROCUREMENT PROCEDURES REQUIRED BY APPLICABLE STATE AND FEDERAL STATUTES AND REGULATIONS, BOARD POLICY CH(LOCAL).



JEROME PILGRIM,  
DIRECTOR OF PURCHASING



**Irving ISD**

**Contribution & Coverage Summary (CCS)  
Participation Period: 11/1/2024 through 10/31/2025**

The following is a summary of coverages, limits, deductibles, and contribution amounts. More information about coverage, limits, deductibles, terms, and conditions are found on the following pages and are part of this CCS. Please review all pages of this CCS document and associated Fund Coverage Agreements.

This is not a declarations page. The Fund is not insurance but a self-insured risk pool through which members agree to share risk and actively participate in their contractual obligations as a member of the Fund.

<b>Coverage</b>	<b>Limit</b>	<b>Deductible</b>	<b>Contribution</b>
<b>Property</b>	See Property Coverage Summary	See Property Coverage Summary	<b>\$1,981,520</b>
<b>Automobile Liability</b>	\$500K Combined Single Limit	\$5,000	<b>\$160,410</b>
<b>Automobile Physical Damage</b>	Actual Cash Value	See Automobile Coverage Summary	<b>\$68,703</b>
<b>School Liability including Professional Legal, General, and Employee Benefits Liability</b>	See School Liability Coverage Summary	See School Liability Coverage Summary	<b>\$140,020</b>
<b>Privacy &amp; Information Security</b>	\$500,000	\$0	<b>\$20,000</b>
<b>Violent Acts</b>	\$250,000	\$0	<b>No Cost</b>
<b>Total Contribution</b>			<b>\$2,370,653</b>

**THIS IS NOT AN INVOICE.** The TASB Risk Management Fund will issue an invoice when coverage is accepted by the Member. Total Contribution is an estimate and is subject to exposure audit.



**Irving ISD**

**Property Coverage Summary**  
**Participation Period: 11/1/2024 through 10/31/2025**  
**Total Property Contribution: \$1,981,520**

The following is an overview of the limits and deductibles for risk of Direct Physical Loss to Covered Property. Additional coverages, limits, exclusions, and terms are included in the Fund's Coverage Agreement for this Participation Period. All limits are per Occurrence unless otherwise shown.

Coverage	Limit	Deductible
All Perils except Weather Perils	\$400,000,000	\$250,000
Weather Perils except Named/Numbered Windstorm	\$400,000,000	3% Minimum \$2,500,000
Named/Numbered Windstorm	\$50,000,000	3% Minimum \$2,500,000
Flood – Annual Aggregate Limit	\$10,000,000	\$100,000
Earthquake – Annual Aggregate Limit	\$10,000,000	\$100,000
Crime	\$500,000	\$10,000
Equipment Breakdown	\$100,000,000	\$50,000

Additional Sublimit for Weather Perils	Limit	Deductible
Sublimit for Wind, Hail Loss to Single Ply Membrane roofs and accompanying roof systems; all other deductibles apply. This does not apply to Named/Numbered Windstorm Loss in Tier 1, Tier 2, or Harris counties.	\$1,000,000	Weather Perils Deductible applies



**Irving ISD**

**Automobile Coverage Summary**  
**Participation Period: 11/1/2024 through 10/31/2025**  
**Total Automobile Contribution: \$229,113**

The following is an overview of the limits and deductibles for risks associated with the ownership, maintenance, or use of Covered Automobiles. The Fund's Coverage Agreement includes additional coverages, limits, exclusions, and terms for this Participation Period.

Coverage	Limit	Deductible
Automobile Liability	\$500K Combined Single Limit	\$5,000
Automobile Physical Damage - Collision	Actual Cash Value	\$5,000
Automobile Physical Damage - Comprehensive	Actual Cash Value	\$5,000
Automobile Physical Damage - Catastrophic	Actual Cash Value	\$250,000

**Automobile Terms & Conditions**

**Statement of Values:** The Fund Member has provided the Fund with the most complete and accurate listing of vehicles owned and leased by the Fund Member and will make this listing current throughout the Participation Period. The Fund Member agrees to allow the Fund to conduct vehicle appraisals of the Fund Members' fleet periodically and agrees to accept values provided by the Fund, if any.

**Salvage:** The Fund will have the right, at its discretion, to exercise rights of salvage to any damaged property paid for or replaced under the terms of this Agreement.

**Excluded Vehicles:** Vehicles specifically listed on this CCS are excluded from all Automobile coverage as noted under 'Exclusion.'



**Irving ISD**

**School Liability Coverage Summary**  
**Participation Period: 11/1/2024 through 10/31/2025**  
**Total School Liability Contribution: \$140,020**

The following is an overview of the limits and deductibles for legal, general, and other liability risks. The Fund's Coverage Agreement includes additional coverages, limits, exclusions, and terms for this Participation Period.

Coverage	Limit	Deductible
<b>Professional Legal Liability</b> Subject to \$2,000,000 Maximum Annual Aggregate	\$2,000,000	\$25,000
<b>General Liability</b>	\$2,000,000	\$0
<b>Employee Benefits Liability</b>	\$100,000	\$0

**School Liability Coverage Provisions**

**Known Prior Acts:** As indicated in the School Liability Coverage Agreement, including in Section 4.1, the Fund Member agrees that all known prior acts (including previously reported acts) that may result in a legal claim against the Fund Member have been fully disclosed to prior carriers, including the Fund, and no coverage will apply to these acts under this CCS. However, this CCS does not void coverage afforded to the Fund Member under any previous CCS.

**Fund-requested Settlement Contributions:** As indicated in the School Liability Coverage Agreement, including Section 4.6, the Fund may request a monetary or non-pecuniary contribution from the Fund Member to address the portion of a Claim that is not covered by the Coverage Agreement so that the Fund can settle the Claim in its entirety. Any refusal by the Fund Member to contribute to the settlement as requested by the Fund will result in the Fund Member being responsible for further defense costs and indemnity payments other than what the Fund would have paid.



**Irving ISD**

**Privacy & Information Security Coverage Summary**  
**Participation Period: 11/1/2024 through 10/31/2025**  
**Total Privacy & Information Security Contribution: \$20,000**

The following is an overview of the limits and deductibles for privacy and information security risks. The Fund's Coverage Agreement includes additional coverages, limits, exclusions, and terms for this Participation Period.

Coverage	Aggregate Limit Per Event	Deductible
Privacy & Information Security	\$500,000	\$0

**Privacy & Information Security Conditions**

**No Known Losses:** Fund Member certifies that all known or reported events occurring prior to the effective date of this coverage, as applicable, which it is reasonably believed may result in a claim under this Coverage have been fully disclosed or reported.



### Program Coordinators

The Fund Member is required to designate a Program Coordinator (Coordinator) with express authority to represent and bind the Fund Member in all program matters. Below are the current Coordinators associated with the Fund Member. If a Coordinator's name and e-mail address are not listed or the Coordinator identified needs to be updated, please provide updated information to the Fund as soon as possible or include updates on this document.

#### Current Program Coordinators

Program	Name	Title	E-mail
TASB RMF-Workers' Compensation	Ashly Witek	Director of Benefits	<a href="mailto:awitek@irvingisd.net">awitek@irvingisd.net</a>
TASB RMF-Property	Ashly Witek	Director of Benefits	<a href="mailto:awitek@irvingisd.net">awitek@irvingisd.net</a>
TASB RMF-Auto	Ashly Witek	Director of Benefits	<a href="mailto:awitek@irvingisd.net">awitek@irvingisd.net</a>
TASB RMF-Unemployment Compensation	Ashly Witek	Director of Benefits	<a href="mailto:awitek@irvingisd.net">awitek@irvingisd.net</a>
TASB RMF-Liability	Ashly Witek	Director of Benefits	<a href="mailto:awitek@irvingisd.net">awitek@irvingisd.net</a>

#### Program Coordinator Updates

Program	Name	Title	E-mail

If accepting this proposal electronically, you may scan and email this page to [tasbrmf@tasbrmf.org](mailto:tasbrmf@tasbrmf.org) to provide Program Coordinator updates.



## Contribution & Coverage Summary General Provisions

**Coverage:** This CCS and the Fund's corresponding Coverage Agreements for this Participation Period outline the coverage terms and limits.

**Claims Reporting:** The Fund Member will provide to the Fund timely notice of all claims as required in the Interlocal Participation Agreement, the applicable Fund Coverage Agreement, and this CCS. The lack of timely notice may result in a loss of coverage.

**Definitions:** Any terms not defined in this CCS will use the definition for that term from the corresponding Fund Coverage Agreement.

**Payment:** The Fund Member agrees to pay contributions based on a plan developed by the Fund. All contributions are payable upon receipt of an invoice from the Fund. The Fund will determine the contribution for each program and how each contribution is applied.

**Termination:** In addition to any CCS-specific provisions, the Interlocal Participation Agreement outlines the termination-related provisions that govern this CCS. These provisions include that this CCS may be terminated by either party, with termination effective at the end of the Participation Period, by giving written notice to the other party no later than 30 days before the end of the Participation Period. If the Fund Member ceases to be an Active or Associate member of the Texas Association of School Boards, Inc., this CCS will terminate at the end of the Participation Period, and the Fund will not offer a renewal CCS. If neither party terminates this CCS, any renewal CCS offered by the Fund becomes effective based on the terms of the renewal CCS and will bind the Fund Member.

### Fund Member Authorization:

I approve this Contribution and Coverage Summary (CCS) and certify that this information is correct. I affirm that I am duly authorized to approve this CCS and that I have read and agree to this CCS and the Interlocal Participation Agreement.

\_\_\_\_\_  
Authorized Signature

\_\_\_\_\_  
Date

\_\_\_\_\_  
Printed Name

\_\_\_\_\_  
Title



**ACTION ITEM – BIDS  
10/21/2024**

**TOPIC:** Consider Approval of the Final Guaranteed Maximum Price (GMP) for the Construction & Replacement of Farine Elementary School

**SUBMITTED BY:** Jerome Pilgrim, Director of Purchasing

**BACKGROUND:** On July 22, 2024, the Board Approved Guaranteed Maximum Price Amendment No.1 of \$2,246,614 for the Construction & Replacement of Farine Elementary School, including long lead procurement items as well as concrete, exterior improvements, and site utilities necessary to meet project’s milestones.

Pursuant to the Boards approval, the Administration, Architect, and the Contractor negotiated the Final Guaranteed Maximum Price for the project which is represented through the attached Amendment No. 2.

The Administration is requesting that the Board approve the Amendment No. 2 in a total value of \$56,238,641 bringing the total GMP to \$58,485,255 necessary to complete the Construction & Replacement of Farine Elementary School.

**FUNDING SOURCE:** 2023 Bond Funds

**COSTS:** Guaranteed Maximum Price Amendment No.2 in the amount of \$56,238,641

**ADMINISTRATIVE RECOMMENDATION:** The Administration Recommends the Approval of the Final Guaranteed Maximum Price (GMP) the Construction & Replacement of Farine Elementary School.

**RECOMMENDED BOARD ACTION:** I move the Board Approve the Final Guaranteed Maximum Price (GMP) for the Construction & Replacement of Farine Elementary School.

Additional Agenda Sheets Attached:  Yes  No

## AGENDA SHEET

**Meeting Date:** 10/21/24

**Topic:** Consider Approval of the Final Guaranteed Maximum Price (GMP) for the Construction of Farine Elementary School

<b>Awarded Vendor(s)</b>	Lee Lewis Construction
<b>Contract Type (e.g. Co-op, RFP)</b>	Construction Manager at Risk #23B-07-600
<b>Contract Term or One Time Purchase</b>	Anticipated Completion Fall 2026
<b>Sole Source Vendor &amp; Documentation</b>	N/A
<b>Vendor is at least 51% woman or minority business</b>	<input type="checkbox"/> Yes <input checked="" type="checkbox"/> No

TO THE BEST OF MY KNOWLEDGE, THE RECOMMENDED VENDOR(S) PROVIDES THE BEST VALUE FOR THE DESCRIBED GOODS OR SERVICES. I FURTHER CERTIFY THE ADMINISTRATION HAS COMPLETED THE PROCUREMENT PROCEDURES REQUIRED BY APPLICABLE STATE AND FEDERAL STATUTES AND REGULATIONS, BOARD POLICY CH(LOCAL).

  
 FERNANDO NATIVIDAD  
 CHIEF FINANCIAL OFFICER

  
 JEROME PILGRIM  
 DIRECTOR OF PURCHASING

\_\_\_\_\_  
 DR. ROSEMARY ROBBINS  
 PRESIDENT BOARD OF TRUSTEES

\_\_\_\_\_  
 MICHAEL KELLEY  
 SECRETARY BOARD OF TRUSTEES

DATE: \_\_\_\_\_

DATE: \_\_\_\_\_

\_\_\_\_\_  
 MAGDA HERNANDEZ  
 SUPERINTENDENT OF SCHOOLS

\_\_\_\_\_  
 WESLEY L. NUTE  
 GENERAL COUNSEL

DATE: \_\_\_\_\_

DATE: \_\_\_\_\_

Attachments:

1. Memo from Fernando Natividad dated October 4,, 2024
2. Guaranteed Maximum Price Amendment

# MEMO

DATE: October 4, 2024

TO: Board of Trustees

CC: Magda Hernandez, Superintendent of Schools

FROM: Fernando Natividad, Chief Financial Officer  
Jerome Pilgrim, Director of Purchasing,  
Morad Zakhary, P.E., Senior Project Manager – Bond Program

RE: Approval of the Final Guaranteed Maximum Associated with the Construction & Replacement of Farine Elementary School.

---

On July 22, 2024, the Board Approved Guaranteed Maximum Price No.1 of \$2,246,614 for Construction Manager at Risk (CMAR) with Lee Lewis Construction, for the Construction & Replacement of Farine Elementary School. The amount covers the long lead procurement items as well as concrete, exterior improvements, and site utilities necessary to meet project's milestones.

The Administration, Architect, and the Contractor has negotiated the Final Guaranteed Maximum Price for the project which is represented through the attached Amendment No. 2. Lee Lewis Construction has submitted the Guaranteed Maximum Price Amendment No.2 of \$56,238,641

The Administration is requesting that the Board approve the Amendment No. 2 in a total value of \$56,238,641 bringing the total GMP to \$58,485,255 necessary to complete the Construction & Replacement of Farine Elementary School.

Should you have any questions, please do not hesitate to contact my office.



FERNANDO NATIVIDAD  
CHIEF FINANCIAL OFFICER



MORAD ZAKHARY  
SENIOR PROJECT MANAGER



**CONSENT AGENDA ITEM – BIDS**

10/21/2024

**TOPIC:** Consider Approval and Delegate Authority to the Superintendent or Her Designee to Negotiate, Award, and Enter into Cooperative Purchasing Agreements for Testing and Balancing Services

**SUBMITTED BY:** (Jerome. Pilgrim, Director of Purchasing)

**BACKGROUND:** On September 16, 2024, the Board approved the award of RFQ #24B-13-600 for “As Needed” Testing, Balancing and Commissioning Services (“TAB Services”) related to new construction projects, facility renovation projects, and/or facility system assessments. Seven (7) vendors were approved as an approved pool to utilize on a project by project basis.

The Bond Administration team has identified at least 28 individual projects that will require these services to be performed simultaneously. This will require additional vendors to the list of vendors already awarded.

The Administration has identified several Testing and Balancing vendors with awarded cooperative purchasing contracts that can be used in addition to the approved list.

The Administration therefore request that the Board delegate the authority to the Superintendent or her Designee to utilize, including Select and Award, additional cooperative vendors that will be needed to keep all projects on schedule.

We Request your approval of this recommendation. Refer to Exhibit A for the List of Vendors with Cooperative Purchasing Contracts

**FUNDING SOURCE:** Local, Federal and Bond Funds

**COSTS:** Cost is based Actual projects

**ADMINISTRATIVE RECOMMENDATION:** The Administration Recommend the Board Approve and Delegate Authority to the Superintendent or Her Designee to Negotiate, Award, and Enter into Cooperative Purchasing Agreements for Testing and Balancing Services.

**RECOMMENDED BOARD ACTION:** I Move that the Board Approve and Delegate Authority to the Superintendent or Her Designee to Negotiate, Award, and Enter into Cooperative Purchasing Agreements for Testing and Balancing Services

Additional Agenda Sheets Attached:  Yes  No

## AGENDA SHEET

**Meeting Date:** 10/21/2024

**Topic:** Consider Approval and Delegate Authority to the Superintendent or Her Designee to Negotiate, Award, and Enter into Cooperative Purchasing Agreements for Testing and Balancing Services

<b>Recommended Vendor(s)</b>	See Attachment A - for List of Vendors with Cooperative Purchasing Contracts
<b>Contract Type (e.g. Co-op, RFP)</b>	Purchasing Cooperative Contracts
<b>Contract Term or One Time Purchase</b>	One Year with Renewals
<b>Sole Source Vendor &amp; Documentation</b>	N/A
<b>Vendor is at least 51% woman or minority business</b>	<input type="checkbox"/> Yes <input checked="" type="checkbox"/> No

TO THE BEST OF MY KNOWLEDGE, THE RECOMMENDED VENDOR(S) PROVIDES THE BEST VALUE FOR THE DESCRIBED GOODS OR SERVICES. I FURTHER CERTIFY THE ADMINISTRATION HAS COMPLETED THE PROCUREMENT PROCEDURES REQUIRED BY APPLICABLE STATE AND FEDERAL STATUTES AND REGULATIONS, BOARD POLICY CH(LOCAL).

  
 \_\_\_\_\_  
 FERNANDO NATIVIDAD  
 CHIEF FINANCIAL OFFICER

  
 \_\_\_\_\_  
 JEROME PILGRIM  
 DIRECTOR OF PURCHASING

\_\_\_\_\_  
 DR. ROSEMARY ROBBINS  
 PRESIDENT BOARD OF TRUSTEES

\_\_\_\_\_  
 MICHAEL KELLEY  
 SECRETARY BOARD OF TRUSTEES

DATE: \_\_\_\_\_

DATE: \_\_\_\_\_

\_\_\_\_\_  
 MAGDA HERNANDEZ  
 SUPERINTENDENT OF SCHOOLS

\_\_\_\_\_  
 WESLEY L. NUTE  
 GENERAL COUNSEL

DATE: \_\_\_\_\_

DATE: \_\_\_\_\_

**Attachments:**

1. Memo from M. Zakhary dated June 27, 2024
2. Memo from Jerome Pilgrim dated July 6, 2024
3. Exhibit A – List of Vendors with Cooperative Purchasing Contracts

# MEMO

DATE: October 4, 2024

TO: Board of Trustees

CC: Magda Hernandez, Superintendent of Schools

CC: Jerome Pilgrim, Director of Purchasing,  
Morad Zakhary, P.E., Senior Project Manager – Bond Program

RE: Consider Approval and Delegate Authority to the Superintendent or Her Designee to Negotiate, Award, and Enter into Cooperative Purchasing Agreements for Testing and Balancing Services.

---

On September 16, 2024, the Board approved the award of RFQ #24B-13-600 for “As Needed” Testing, Balancing and Commissioning Services (“TAB Services”) related to new construction projects, facility renovation projects, or facility system assessments. Seven (7) vendors were approved as an approved pool to select from on a project by project basis.


The Bond Administration team has identified at least 28 individual projects that will require these services to be performed simultaneously. This will require additional vendors to the list of vendors already awarded.

The Administration therefore request that the Board delegate the authority to the Superintendent or her Designee to utilize, including Select and Award, additional cooperative vendors that will be needed to keep all projects on schedule.

Should you have any questions, please do not hesitate to contact my office.



MORAD ZAKHARY  
SENIOR PROJECT MANAGER



JEROME PILGRIM  
DIRECTOR OF PURCHASING

Vendor	Cooperative	End Date
Delta T		
Air Balancing Co Inc	Mckinny ISD	8/24/27
AGM Energy Services LLC	TIPS 221004	01-31-2026
Ameresco Inc.	TIPS 221004	01-31-2026
Bee Vision Building Energy Efficiency LLC	TIPS 221004	01-31-2026
BlueVantage LLC	TIPS 221004	01-31-2026
Clifford Power Systems	TIPS 221004	01-31-2026
Command Commissioning LLC	TIPS 221004	01-31-2026
Edwards Energy Environmental and Waste Managem	TIPS 221004	01-31-2026
Holistic Utility Solutions	TIPS 221004	01-31-2026
Lackey De Carvajal Cx	TIPS 221004	01-31-2026
NV5	TIPS 221004	01-31-2026
Spectrum Energy LLC	TIPS 221004	01-31-2026
Wendel Energy Services L.L.C.	TIPS 221004	01-31-2026
Worth Hydrochem of AustinInc	TIPS 221004	01-31-2026
Yearout Energy Services LLC	TIPS 221004	01-31-2026
Comfort Systems USA	Omnia Partners Contract Number: 02-1	12/31/2025

**CONSENT AGENDA ITEM – BIDS**

10/21/2024

**TOPIC:** Consider Approval of Award for Request for Quote (RFQ) #25B-04-897 for the Purchase of Fine Arts Instruments & Equipment Upgrades

**SUBMITTED BY:** Gabrielle Johnson, Bond Procurement Manager

**BACKGROUND:** On September 30, 2024, the District issued RFQ #25B-04-897 for the Purchase of Fine Arts Instruments & Equipment Upgrades. On October 14, 2024, the District received five responses. The responses were evaluated by the Fine Arts Selection Team who determined that all five vendors provided the best value based on price, long term cost to the District, and availability.

The District Fine Arts Department has an ongoing need to purchase Instruments and Upgrade Equipment for campuses. Request for Quote (RFQ) #25B-04-897 was issued to capture and approve multiple vendors to provide for a variety of instrument and equipment needs.

All vendors will be used for the remainder of the 2023 Bond program to meet the needs of the District. Therefore, the Administration recommends approval of the award for a twelve (12) month term with the option to renew for three (3) additional years through October 2028.

**FUNDING SOURCE:** Bond Funds

**COSTS:** Estimated Amount \$760,000.00

**ADMINISTRATIVE RECOMMENDATION:** The Administration recommends Approval of the of Award for RFQ #25B-04-897 for the Purchase of Fine Arts Instruments & Equipment Upgrades for a twelve (12) month term.

**RECOMMENDED BOARD ACTION:** I Recommend the Board Approve the Request for Quote (RFQ) #25B-04-897 for the Purchase of Fine Arts Instruments & Equipment Upgrades a twelve (12) month term.

Additional Agenda Sheets Attached:  Yes  No


**AGENDA SHEET**

**Meeting Date:** 10/21/2024

**Topic:** Consider Approval of Award for Request for Quote (RFQ) #25B-04-897 for the Purchase of Fine Arts Instruments & Equipment Upgrades

<b>Recommended Vendor(s)</b>	See Exhibit A – Awarded Vendors
<b>Contract Type (e.g. Co-op, RFP)</b>	Request for Quote #25B-04-897
<b>Contract Term or One Time Purchase</b>	1 year with the option to renew for 3 additional years
<b>Sole Source Vendor &amp; Documentation</b>	N/A
<b>Vendor is at least 51% woman or minority business</b>	<input type="checkbox"/> Yes <input type="checkbox"/> No

TO THE BEST OF MY KNOWLEDGE, THE RECOMMENDED VENDOR(S) PROVIDES THE BEST VALUE FOR THE DESCRIBED GOODS OR SERVICES. I FURTHER CERTIFY THE ADMINISTRATION HAS COMPLETED THE PROCUREMENT PROCEDURES REQUIRED BY APPLICABLE STATE AND FEDERAL STATUTES AND REGULATIONS, BOARD POLICY CH(LOCAL).

  
AHNA GOMEZ  
CHIEF OF SCHOOLS

  
JEROME PILGRIM  
DIRECTOR OF PURCHASING

  
FERNANDO NATIVIDAD  
CHIEF FINANCIAL OFFICER

**Attachments:**

- 1. Memo from Jerome Pilgrim dated October 14, 2024
- 2. Exhibit A – Awarded Vendor(s)

October 14, 2024

To: Jerome Pilgrim  
Director of Purchasing

Thru: Ahna Gomez  
Chief of Schools


From: Dimas Delgado  
Executive Director of Fine Arts

RE: Recommendation to Purchase Fine Arts Instruments & Equipment

The Purchasing Department issued RFQ #25B-04-897 for the purchase of Fine Arts Instruments & Equipment. Five vendors responded and were evaluated based on their price list, long term cost to the District and availability.

All five vendors met the requirements needed. The purchase of instruments and equipment will be funded from the designated 2023 Bond Funds. I recommend approval of the price lists submitted by all vendors listed below.

- Music & Arts Centers
- Dallas Percussion
- Romeo Music
- Alamo Music Center
- Washington Music Center



---

AHNA GOMEZ  
CHIEF OF SCHOOLS



---

DIMAS DELGADO  
EXECUTIVE DIRECTOR OF FINE  
ARTS

**PURCHASING AWARD RECOMMENDATION**

**From:** Jerome Pilgrim  
Director of Purchasing

**To:** Board of Trustees  
Magda Hernandez, Superintendent of Schools

**Date:** October 14, 2024

**Subject: Recommendation: Consider Approval of Award for Request for Proposal (RFQ) #25B-04-897 for the Purchase of Fine Arts Instruments & Equipment Upgrade**

---


On October 14, 2024, the District received five (5) responses to Request for Quote (RFQ) 25B-04-897 for the Purchase of Fine Instruments & Equipment Upgrades. The responses were evaluated and determined all five vendors met the specifications outlined and provided the best value for Fine Arts Instruments & Equipment Upgrades.

Recommendation is made to Approve the Award for Request for Quote (RFQ) 25B-04-897 for the Purchase of Fine Arts Instruments & Equipment Upgrades to the vendors listed below.

- Music & Arts Centers
- Dallas Percussion
- Romeo Music
- Alamo Music Center
- Washington Music Center

Purchasing concurs with the recommendation to approve the award. Instruments and Equipment will be purchased on an as needed basis over the course of three years using 2023 Bond funds. Quotes will be obtained prior to issuing any purchase orders.

TO THE BEST OF MY KNOWLEDGE, THE RECOMMENDED VENDOR PROVIDES THE BEST VALUE FOR THE DESCRIBED SERVICES. I FURTHER CERTIFY THE ADMINISTRATION HAS COMPLETED THE PROCUREMENT PROCEDURES REQUIRED BY APPLICABLE STATE AND FEDERAL STATUTES AND REGULATIONS, BOARD POLICY CH(LOCAL).

  
\_\_\_\_\_  
JEROME PILGRIM  
DIRECTOR OF PURCHASING

Supplier Scoring Summary

RFQ 25B-04-897 - Fine  
Arts Instrument  
Replacements &  
Equipment Upgrades -

Supplier	Rank
Music & Arts Center	1
Dallas Percussion	2
Romero Music	3
Alamo Music Center	4
Northwest Music Center	5

**CONSENT AGENDA ITEM – BIDS**  
10/21/2024

**TOPIC:** Consider Approval of the Renewal of Award for Request for Proposal (RFP) #22-14-737 for the Purchase of Grocery and General Retail/Wholesale Merchandise and Supplies

**SUBMITTED BY:** Jerome Pilgrim, Director of Purchasing

**BACKGROUND:** On November of 2023, the Board Approved the Award of RFP #22-14-737 for the Purchase of Grocery and Retail/Wholesale Merchandise and Supplies. The original award was for one (1) year, with the option to renew for three (3) additional twelve (12) month periods through November of 2025.

This will be the third and final renewal year.

The Vendors have provided satisfactory products and services in accordance with specifications, pricing, and terms of the award. (see Exhibit A). Vendors on this award are made by Campuses, Culinary Arts, Food Service, Clubs, and Staff to purchase grocery, merchandise and various other "as needed" supplies for extra curricular activities

The Administration recommends renewal of the award for an additional twelve (12) month term. This is not an exclusive award as the district reserves the right to procure from other cooperative contract vendors when appropriate.

**FUNDING SOURCE:** Various Local Funds

**COSTS:** Estimated \$1,500,000.00 Annually

**ADMINISTRATIVE RECOMMENDATION:** The Administration Recommends the Board Approve the Renewal of Award for Request for RFP #22-14-737 for the Purchase of Grocery and General Retail/Wholesale Merchandise Stores and Supplies.

**RECOMMENDED BOARD ACTION:** I Move that the Board Approve the Renewal of Award for Request for RFP #22-14-737 for the Purchase of Grocery and General Retail/Wholesale Merchandise and Supplies.

Additional Agenda Sheets Attached:  Yes  No

## AGENDA SHEET


**Meeting Date:** 10/21/2024

**Topic:** Consider Approval of the Renewal of Award for Request for Proposal (RFP) #22-14-737 for the Purchase of Grocery and General Retail/Wholesale Merchandise and Supplies

<b>Recommended Vendor(s)</b>	See Exhibit A
<b>Contract Type (e.g. Co-op, RFP)</b>	Request for Proposal #22-14-737
<b>Contract Term or One Time Purchase</b>	Third Renewal option of three (3) additional one (1) year terms
<b>Sole Source Vendor &amp; Documentation</b>	N/A
<b>Vendor is at least 51% woman or minority business</b>	<input type="checkbox"/> Yes <input checked="" type="checkbox"/> No

TO THE BEST OF MY KNOWLEDGE, THE RECOMMENDED VENDOR(S) PROVIDES THE BEST VALUE FOR THE DESCRIBED GOODS OR SERVICES. I FURTHER CERTIFY THE ADMINISTRATION HAS COMPLETED THE PROCUREMENT PROCEDURES REQUIRED BY APPLICABLE STATE AND FEDERAL STATUTES AND REGULATIONS, BOARD POLICY CH(LOCAL).

  
\_\_\_\_\_  
FERNANDO NATIVIDAD  
CHIEF OF ADMINISTRATIVE SERVICES

  
\_\_\_\_\_  
JEROME PILGRIM  
DIRECTOR OF PURCHASING

Attachments:

1. Memo from Jerome Pilgrim dated October 3, 2024
2. Exhibit A - Awarded Vendors

**PURCHASING RENEWAL RECOMMENDATION**

Date: October 3, 2024

TO: Board of Trustees,  
Magda Hernandez, Superintendent of Schools

FROM: Jerome Pilgrim, Director of Purchasing

SUBJECT: **Recommendation: Approve the Renewal of Award for RFP # 22-14-737 for the Purchase of Grocery and General Retail/Wholesale Merchandise and Supplies**


---

Purchasing recommends the renewal of RFP #22-14-737 for the Purchase of Grocery and General Retail/Wholesale Merchandise and Supplies. These vendors are primarily utilized by Campuses, Culinary Arts, and Food Service to purchase grocery, merchandise and various other “as needed” supplies using local funds with an approximate cost of \$1,500,000.00. This is the third of three (3) annual renewal options.

This is not an exclusive award as the district reserves the right to procure from other cooperative contract vendors when appropriate.

The awarded vendors have provided satisfactory products and services; therefore, I recommend approving the renewal and RFP #22-14-737 for Grocery and General Retail/Wholesale Merchandise Stores and Supplies to the vendors in exhibit A.

TO THE BEST OF MY KNOWLEDGE, THE RECOMMENDED VENDORS PROVIDE THE BEST VALUE FOR THE DESCRIBED SERVICES. I FURTHER CERTIFY THE ADMINISTRATION HAS COMPLETED THE PROCUREMENT PROCEDURES REQUIRED BY APPLICABLE STATE AND FEDERAL STATUTES AND REGULATIONS, BOARD POLICY CH(LOCAL).

  
JEROME PILGRIM  
DIRECTOR OF PURCHASING

# EXHIBIT A

## Awarded Vendors

<b>RFP #21-14-737 Grocery and Retail/Wholesale Stores</b>	
<b>Vendors (Alphabetical)</b>	
1	Ben E Keith
2	Empire Paper
3	Globex America (CPI Importers Inc)
4	Hobby Lobby Stores Inc
5	Howell International
6	Infinity Supply & Service, Inc.
7	Klement Distribution Inc
8	Kroger Texas LP (The Kroger Company)
9	Music & Arts Centers (Guitar Center, Inc.)
10	Music in Motion, Inc.
11	Sam's Club
12	Snapshot Mediaworks (Kershman Holdings LLC)
13	Sweet Pipes (BRBM Publishing, LLC)

**CONSENT AGENDA ITEM – BIDS**

10/21/2024

**TOPIC:** Consider Approval of Award for Request for Proposal (RFP) #25-04-922 for the Purchase of Comprehensive Marketing Services

**SUBMITTED BY:** Jerome. Pilgrim, Director of Purchasing

**BACKGROUND:** On September 19, 2024, pursuant to Request for Proposals RFP # 25-04-922 for Comprehensive Marketing Products and Services, the District received eleven (11) proposals. Following the evaluation of proposals by the Marketing and Communications department, all vendors were determined to be responsive to the requirements outlined in the RFP.

The vendors awarded and approved will assist the district with administering comprehensive marketing campaigns aimed at creating a stronger positive brand for Irving ISD. Services include market research/analysis, message development, marketing strategy consultation, branding and brand management, campaign and advertising development, promotional and marketing video production, photography services, content creation, editing services, event management production, planning direct mail services and creative post-production services.

The Administration recommends that the Board Approve the award of the vendors identified in Attachment A. Competitive quotes will be obtained prior to large purchases. This pool of vendors will be used on an “as needed” basis depending on project needs. The term of award is for one (1) year with the option to renew for three (3) additional twelve (12) month periods.

**FUNDING SOURCE:** Various Local Funds

**COSTS:** Expenditures will be based on projects identified for the year

**ADMINISTRATIVE RECOMMENDATION:** The Administration Recommends the Board Approve the Award for Request for Proposal (RFP) #25-04-922 for the Purchase of Comprehensive Marketing Services.

**RECOMMENDED BOARD ACTION:** I Move the Board Approve the Award for RFP #25-04-922 for Comprehensive Marketing Products and Services.

Additional Agenda Sheets Attached:  Yes  No

## AGENDA SHEET

**Meeting Date:**10/21/2024


**Topic:** Consider Approval of Award for Request for Proposal (RFP) #25-04-922 for the Purchase of Comprehensive Marketing Services.

<b>Recommended Vendor(s)</b>	Multiple Vendors - Refer to Attachment A
<b>Contract Type (e.g., Co-op, RFP)</b>	Request for Proposal #25-04-922
<b>Contract Term or One Time Purchase</b>	One (1) year with the three (3) annual renewal options
<b>Sole Source Vendor &amp; Documentation</b>	N/A
<b>Vendor is at least 51% woman or minority business</b>	<input type="checkbox"/> Yes <input checked="" type="checkbox"/> No

TO THE BEST OF MY KNOWLEDGE, THE RECOMMENDED VENDOR(S) PROVIDES THE BEST VALUE FOR THE DESCRIBED GOODS OR SERVICES. I FURTHER CERTIFY THE ADMINISTRATION HAS COMPLETED THE PROCUREMENT PROCEDURES REQUIRED BY APPLICABLE STATE AND FEDERAL STATUTES AND REGULATIONS, BOARD POLICY CH(LOCAL).



DR. JUAN MARTINEZ  
DEPUTY SUPERINTENDENT



JEROME PILGRIM  
DIRECTOR OF PURCHASING

**Attachments:**

1. Memo from Jerome Pilgrim dated October 3, 2024
2. Attachment A - Recommended Vendors

**PURCHASING AWARD RECOMMENDATION**

To: Board of Trustees,  
Magda Hernandez, Superintendent of Schools

From: Jerome Pilgrim, Director of Purchasing

Date: October 3, 2024

**Subject: Consider Approval of Award for Request for Proposal (RFP) #25-04-922 for the Purchase of Comprehensive Marketing Services**


On September 19, 2024, eleven (11) vendors submitted proposals in response to RFP #25-04-922 for the purchase of Comprehensive Marketing Services. The Marketing and Communications Department evaluated each vendor proposal and determined that each vendor's proposal were responsive to the scope and requirements outlined in the RFP.

Due to the variety of Marketing services needed by Irving ISD multiple vendors are recommended. Services provided by these vendors include, but are not limited to:

- a. Administering comprehensive marketing campaigns
- b. Creating a stronger positive brand for Irving ISD.
- c. Market research/analysis, message development, marketing strategy consultation.
- d. Branding and brand management, campaign and advertising development.
- e. Promotional and marketing video production, photography services.
- f. Content creation, editing services.
- g. Event management production, planning, and direct mail services

Purchasing concurs with the recommendation from Marketing & Communications.

I CERTIFY THE ADMINISTRATION HAS COMPLETED THE PROCUREMENT PROCEDURES REQUIRED BY APPLICABLE STATE AND FEDERAL STATUES AND REGULATIONS, BOARD POLICY CH(LOCAL)

  
JEROME PILGRIM  
DIRECTOR OF PURCHASING

<b>Attachment A - Recommended Vendors</b>
<b>RFP #25-04-922 Comprehensive Marketing Services</b>
TransmogriFY Custom Designs (General Partnership)
Lendan Communications
CESO Consulting, LLC
Strategar LLC
The Ward Group, Inc.
1708 Media LLC
DFWChild Magazines
BrandEra, Inc.
Fauxcades, Inc.
Proscalar LLC
Rhodes Branding LLC

**CONSENT AGENDA ITEM-BIDS**  
**10/21/2024**

**TOPIC:** Consider Approval of Award for Request for Proposals (RFP) #25-03-884, (RFP) #25-09-884, and (RFP) #25-12-884 for the Purchase of Special Education Products, Platforms, and Services

**SUBMITTED BY:** Jerome Pilgrim, Director of Purchasing

**BACKGROUND:** In October of 2024, Irving ISD received a combination of thirty-six (36) proposals in response to several Solicitations for a variety of Special Education Products and Services as follows:

1. RFP #25-03-884 for Special Education Professional Development Services,
2. RFP #25-09-884 for Special Education Instructional Supplies and Materials
3. RFP # 25-12-884 for Online Special Education Instructional Curriculum Platform.

Vendors approved pursuant to these RFPs will provide resources that will target various disabilities and help train and equip the Special Education Staff and Students in high areas of need.

The proposals were evaluated by the district's Special Education Department and were determined to be compliant and meet the needs of the department. Multiple vendors are recommended to provide a vast array of products and services on an "as needed" basis. The term of services will be for one (1) year with the district's option to extend and renew annually for three (3) additional one (1) year terms.

**FUNDING SOURCE:** Local and Federal Funds

**COSTS:** Estimated: \$250,000 Annually

**ADMINISTRATIVE RECOMMENDATION:** The Administration Recommends the Board Approve the Award for (RFP) #25-03-884, (RFP) #25-09-884, and (RFP) #25-12-884 for the Purchase of Special Education Products, Platforms, and Services for a term of one (1) year with the option to renew annually for three (3) additional one (1) year terms.

**RECOMMENDED BOARD MOTION:** I Move that the Board approves the Award for Request for Proposals (RFP) #25-03-884, (RFP) #25-09-884, and (RFP) #25-12-884 for the Purchase of Special Education Products, Platforms, and Services.

Additional Agenda Sheets Attached:  Yes  No

**AGENDA SHEET**

**Meeting Date:**10/21/2024


**Topic:** Consider Approval of Award for Request for Proposals (RFP) #25-03-884, (RFP) #25-09-884, and (RFP) #25-12-884 for the Purchase of Special Education Products, Platforms, and Services

<b>Recommended Vendor(s)</b>	Multiple Vendors – Refer to Attachment 3
<b>Contract Type (e.g. Co-op, RFP)</b>	RFP #25-03-884, RFP 25-09-884 and RFP #25-12-884
<b>Contract Term or One Time Purchase</b>	One (1) year with three (3) annual renewal options
<b>Sole Source Vendor &amp; Documentation</b>	
<b>Vendor is at least 51% woman or minority business</b>	<input type="checkbox"/> Yes <input checked="" type="checkbox"/> No

TO THE BEST OF MY KNOWLEDGE, THE RECOMMENDED VENDOR(S) PROVIDES THE BEST VALUE FOR THE DESCRIBED GOODS OR SERVICES. I FURTHER CERTIFY THE ADMINISTRATION HAS COMPLETED THE PROCUREMENT PROCEDURES REQUIRED BY APPLICABLE STATE AND FEDERAL STATUTES AND REGULATIONS, BOARD POLICY CH(LOCAL).



LISA CASTILLO  
CHIEF LEARNING OFFICER



JEROME PILGRIM  
DIRECTOR OF PURCHASING

**ATTACHMENTS:**

- 1: Memo from Rachel Taylor dated October 11, 2024
- 2: Memo from Jerome Pilgrim dated October 11, 2024
- 3: Recommended Vendors



# MEMO

---

**DATE:** October 11, 2024

**TO:** Jerome Pilgrim  
Director of Purchasing

**FROM:** Rachel Taylor, Director of Special Education

**RE:** Consider Approval of Award for Request for Proposals (RFP) #25-03-884, (RFP #25-09-884, and (RFP) #25-12-884 for the Purchase of Special Education Products, Platforms, and Services

The Special Education Department is recommending the approval Award of Award of RFP #25-12-884 Online Special Education Curriculum Platform, RFP #25-13-884 Special Education Professional Development Consultant Services and RFP #25-09-884 Special Education Instructional Supplies and Materials that will be provided by multiple vendors to Irving ISD students and employees on an as needed basis.

Online Special Education Curriculum and Professional Development offered by the vendors offers resources for students, parents, and teachers. The resources offer a wide variety of subjects that target various disabilities and a full continuum of age starting with ECSE and going through 18+. They have web-based software that aligns with core instruction, transition, social skills, and social-emotional competencies as well as with TEKS. Staff will benefit from initial and follow-up training opportunities. The Professional Development opportunities will help train and equip students and/or staff in high areas of need.

It is anticipated that the Online Special Education Curriculum and Professional Development will not exceed \$250,000 annually in total. The funds used to contract these services will come from a combination of federal and local funds.

**PURCHASING AWARD RECOMMENDATION**

**From:** Jerome Pilgrim  
Director of Purchasing

**To:** Board of Trustees  
Magda Hernandez,  
Superintendent of Schools

**Date:** October 11, 2024

**Subject:** **Recommendation: Consider Approval of Award for Request for Proposals (RFP) #25-03-884, (RFP) #25-09-884, and (RFP) #25-12-884 for the Purchase of Special Education Products, Platforms, and Services**


---

Thirty-six (36) proposals were received in October of 2024, for RFP #25-03-884 for the Purchase of Special Education Professional Development Consultant Services, RFP #25-09-884 for Special Education Instructional Supplies and Materials and RFP # 25-12-884 for Online Special Education Instructional Curriculum Platform.

Following evaluations by the Special Education department it is recommended that all responsive vendors be awarded. Vendors will be utilized on an “as needed” basis and price quotes will be obtained prior to each purchase.

Purchasing concurs with the recommendation to approve the award for RFP #25-03-884 for the Purchase of Special Education Professional Development Consultant Services, RFP #25-09-884 for Special Education Instructional Supplies and Materials and RFP # 25-12-884 for Online Special Education Instructional Curriculum Platform to the vendors listed in Attachment 3 – Recommended Vendors. The estimated amount recommended for the award is \$250,000 annually.

TO THE BEST OF MY KNOWLEDGE, THE RECOMMENDED VENDOR PROVIDES THE BEST VALUE FOR THE DESCRIBED SERVICES. I FURTHER CERTIFY THE ADMINISTRATION HAS COMPLETED THE PROCUREMENT PROCEDURES REQUIRED BY APPLICABLE STATE AND FEDERAL STATUTES AND REGULATIONS, BOARD POLICY CH(LOCAL).

  
\_\_\_\_\_  
JEROME PILGRIM  
DIRECTOR OF PURCHASING

**Attachment 3 - Recommended Vendors**

**RFP #25-03-884 Special Education Professional Development Consultant**

**Services**

Rethink Autism, Inc.

Jo Mascorro

Translation and Interpretation Network

Lakeshore Learning Materials LLC (Lakeshore Parent LLC)

Crosswalk Education (TMP Consulting)

KAMICO Instructional Media, Inc.

Y.B.Normal?

Light Street Special Education Solutions, LLC

DataWORKS Educational Research (DW Educational Research, Inc.)

Learning Without Tears (No Tears Learning Inc.)

Dionna Latimer-Hearn Speech Pathology & Educational Consulting

Solution Tree Inc

Axiom Learning

**RFP #25-09-884 Special Education Instructional Supplies and Materials**

Bjorem Speech Publications

Fun and Function

Kaplan Early Learning Company

Medicaleshop Inc.

School Health Corporation

School Specialty, LLC

Rethink Autism, Inc.

Attainment Company

Super Duper Publications (Super Duper Inc.)

Superior Text, LLC

Learning Without Tears (No Tears Learning Inc.)

Crossbow Education Corporation

Lakeshore Learning Materials LLC (Lakeshore Parent LLC)

Really Good Stuff

Smarty Symbols

Discount School Supply (Earlychildhood LLC)

Lilliworks Active Learning Foundation

Barrier Free Lifts of Texas (MGM Lifting Systems of Texas DBA)

Therapy Shoppe

**RFP #25-12-884 Online Special Education Curriculum Platform**

U Startups Inc

Rethink Autism, Inc.

STAR Autism Support (STAR Autism Support, LLC.)

n2y LLC

**CONSENT AGENDA ITEM – BIDS**

10/21/2024

**TOPIC:** Consider Approval of the Renewal of Award for Request for Proposal (RFP) #23-07-860 and RFP #23-07-860(A), for the Purchase of Audio-Visual Services

**SUBMITTED BY:** Jerome Pilgrim, Director of Purchasing

**BACKGROUND:** On November 13, 2023, the Board Approved the Award of RFP #23-07-860 and RFP #23-07-860(A) for the Purchase of Audio-Visual Services. Throughout the term of their award, the approved vendors have provided satisfactory services and products.

All vendors previously approved by the Board are recommended for renewal (Please Refer to Exhibit A for the list of vendors). The multiple vendor award will ensure the availability of services for the audio-visual services needs throughout the district.

The original term of the award is one (1) year with the option to renew annually for up to three (3) additional twelve (12) month periods through October 2028. The Administration request your approval of this recommendation.

**FUNDING SOURCE:** Various Local and Bond Funds

**COSTS:** Estimated Amount determined by actual Orders

**ADMINISTRATIVE RECOMMENDATION:** The Administration Recommends the Board Approve the Renewal of RFP #23-07-860 and RFP #23-07-860(A), Respectively, for the Purchase of Audio-Visual Services

**RECOMMENDED BOARD ACTION:** I Move that the Board Approve the Renewal of RFP #23-07-860 and RFP #23-07-860(A), Respectively, for the Purchase of Audio-Visual Services.

Additional Agenda Sheets Attached:  Yes  No


## AGENDA SHEET


**Meeting Date:**10/21/2024

**Topic:** Consider Approval of the Renewal of Award for Request for Proposal (RFP) #23-07-860 and RFP #23-07-860(A), for the Purchase of Audio-Visual Services

<b>Recommended Vendor(s)</b>	See Exhibit A
<b>Contract Type (e.g. Co-op, RFP)</b>	Request for Proposal #23-07-860
<b>Contract Term or One Time Purchase</b>	Second year of three (3) annual renewal options.
<b>Sole Source Vendor &amp; Documentation</b>	N/A
<b>Vendor is at least 51% woman or minority business</b>	<input type="checkbox"/> Yes <input checked="" type="checkbox"/> No

TO THE BEST OF MY KNOWLEDGE, THE RECOMMENDED VENDOR(S) PROVIDES THE BEST VALUE FOR THE DESCRIBED GOODS OR SERVICES. I FURTHER CERTIFY THE ADMINISTRATION HAS COMPLETED THE PROCUREMENT PROCEDURES REQUIRED BY APPLICABLE STATE AND FEDERAL STATUTES AND REGULATIONS, BOARD POLICY CH(LOCAL).

  
 \_\_\_\_\_  
 ALVIN MCQUARTERS  
 CHIEF OF TECHNOLOGY SERVICES

  
 \_\_\_\_\_  
 JEROME PILGRIM  
 DIRECTOR OF PURCHASING

Attachment:

1. Memo from Jerome Pilgrim dated October 3, 2024
2. Exhibit A- Awarded Vendors

**PURCHASING RENEWAL RECOMMENDATION**

**From:** Jerome Pilgrim  
Director of Purchasing

**To:** Board of Trustees  
Magda Hernandez  
Superintendent of Schools

**Date:** October 3, 2024

**Subject:** **Recommendation: Approve the Renewal for RFP #23-07-860 and RFP #23-07-860A for the Purchase of Audio-Visual Services**


---

Purchasing recommends the renewal of RFP #23-07-860 and RFP #23-07-860A-Supplement for the Purchase of Audio-Visual Services. The awarded vendors have provided satisfactory services.

The multiple vendors being recommended for approval, will meet the variety of needs of district departments and campuses.

The original term of the award is for one (1) year with option to renew annually for up to three (3) additional twelve (12) month periods. This is the second of three (3) annual renewal options.

TO THE BEST OF MY KNOWLEDGE, THE RECOMMENDED VENDORS PROVIDE THE BEST VALUE FOR THE DESCRIBED SERVICES. I FURTHER CERTIFY THAT THE ADMINISTRATION HAS COMPLETED THE PROCUREMENT PROCEDURES REQUIRED BY APPLICABLE STATE AND FEDERAL STATUTES AND REGULATIONS, BOARD POLICY CH(LOCAL).

  
JEROME PILGRIM  
DIRECTOR OF PURCHASING

# EXHIBIT A

## Awarded Vendors

<b>RFP #23-07-860 &amp; #23-07-860(A) Audio Visual Services</b>	
<b>Vendors (Alphabetical)</b>	
1	Avidex Industries, LLC
2	Binyod, LLC
3	Delcom Group
4	Digital Resources, Inc.
5	E-Logic, Inc.
6	Ford Audio Video, LLC
7	GTS Technology Solutions, Inc.
8	Infinity Sound, Ltd.
9	J.R. Downes Company
10	Landry's Sound Design
11	Master Audio Visual, Inc.
12	MCA Communications, Inc.
13	Prime Systems
14	Romeo Music
15	Superior Fiber & Data Services, Inc.
16	Videotex Systems, Inc.

**CONSENT AGENDA ITEM – BIDS**  
10/21/2024

**TOPIC:** Consider Approval of the Renewal of Award for Request for Proposal (RFP) #23-10-914 for the Purchase of Automotive Parts and Related Supplies

**SUBMITTED BY:** Jerome Pilgrim, Director of Purchasing

**BACKGROUND:** On November 3, 2022, the Board approved the Award of RFP #23-10-914 for the Purchase of Automotive Parts and Related Supplies. Multiple vendors were approved based on their expertise in the Automotive Parts industry. Please refer to Exhibit A to view the vendors approved.

The Transportation and Maintenance Department has expressed that the awarded vendors have provided satisfactory products and services in accordance with the specifications, pricing, and terms of the award.

The Administration therefore requests that the Board Approve the Renewal of Award of RFP #23-10-914 for the Purchase of Automotive Parts and Related Services for an additional twelve (12) month term. This is the second of three (3) annual renewal options. Additional renewals are available through November 2026.

**FUNDING SOURCE:** Various Local Funds

**COSTS:** Estimated Amount determined by actual Orders

**ADMINISTRATIVE RECOMMENDATION:** The Administration Recommends the Board Approve the Renewal of Award of RFP #23-10-914 for the Purchase of Automotive Parts and Related Supplies for an additional one (1) year period.

**RECOMMENDED BOARD ACTION:** I Move that the Board Approve the Renewal of Award of RFP #23-10-914 for the Purchase of Automotive Parts and Related Supplies for an additional one (1) year period.

Additional Agenda Sheets Attached:  Yes  No


## AGENDA SHEET

**Meeting Date:** 10/21/2024


**Topic:** Consider Approval of the Renewal of Award for Request for Proposal (RFP) #23-10-914 for the Purchase of Automotive Parts and Related Supplies

<b>Recommended Vendor(s)</b>	Refer to Exhibit A
<b>Contract Type (e.g. Co-op, RFQ)</b>	Request for Proposal #23-10-914
<b>Contract Term or One Time Purchase</b>	Second year of three (3) annual renewal options.
<b>Sole Source Vendor &amp; Documentation</b>	N/A
<b>Vendor is at least 51% woman or minority business</b>	<input type="checkbox"/> Yes <input checked="" type="checkbox"/> No

TO THE BEST OF MY KNOWLEDGE, THE RECOMMENDED VENDOR(S) PROVIDES THE BEST VALUE FOR THE DESCRIBED SCOPE OF SERVICES. I FURTHER CERTIFY THE ADMINISTRATION HAS COMPLETED THE PROCUREMENT PROCEDURES REQUIRED BY APPLICABLE STATE AND FEDERAL STATUTES AND REGULATIONS, BOARD POLICY CH(LOCAL).



ANDRE SMITH, Ed.D  
CHIEF OF ADMINISTRATIVE SERVICES



JEROME PILGRIM  
DIRECTOR OF PURCHASING

**Attachments:**

1. Memo from Sammy Andrews dated October 3, 2024
2. Memo from Jerome Pilgrim dated October 4, 2024



# MEMO

---

**DATE:** October 3, 2024

**TO:** Jerome Pilgrim  
Director of Purchasing

**FROM:** Sammy Andrews  
Director of Facilities and Support Services

**RE:** Recommendation for Renewal of Award of RFP #23-10-914 for the Purchase of Automotive Parts and Related Supplies

It is the recommendation of the Irving ISD (IISD) Facilities & Transportation Department that the IISD Board of Trustees accept the request to renew of the award of RFP #23-10-914 for the purchase of Automotive Parts and Related Supplies. The vendors have provided satisfactory products and services to Irving ISD.

Advanced Auto Parts	Industrial Power, LLC
American Tire Distributors	NAPA Auto Parts
Buck's Wheel and Equipment	Parts Authority
Competitive Choice, Inc.	Romaine Electric Corp.
Five Star Chevrolet	Southwest International Trucks

Sources of Funding: Local Funds

A handwritten signature in black ink that reads "Sammy Andrews".

Sammy Andrews  
Director of Facilities and Support Services.

**PURCHASING RENEWAL RECOMMENDATION**

**From:** Jerome Pilgrim  
Director of Purchasing

**To:** Board of Trustees  
Magda Hernandez, Superintendent of Schools

**Date:** October 4, 2024

**Subject: Recommendation: Approve the Renewal for RFP #23-10-914 for the Purchase of Automotive Parts and Related Supplies**


---

Purchasing recommends the renewal of RFP #23-10-914 for the Purchase of Automotive Parts and Related Supplies. The awarded vendors have provided satisfactory services.

The multiple vendors being recommended for approval, will meet the variety of needs of district departments and campuses.

The original term of the award is for one (1) year with option to renew annually for up to three (3) additional twelve (12) month periods. This is the second of three (3) annual renewal options.

TO THE BEST OF MY KNOWLEDGE, THE RECOMMENDED VENDORS PROVIDE THE BEST VALUE FOR THE DESCRIBED SERVICES. I FURTHER CERTIFY THAT THE ADMINISTRATION HAS COMPLETED THE PROCUREMENT PROCEDURES REQUIRED BY APPLICABLE STATE AND FEDERAL STATUTES AND REGULATIONS, BOARD POLICY CH(LOCAL).

  
JEROME PILGRIM  
DIRECTOR OF PURCHASING

# EXHIBIT A

## Awarded Vendors

<b>RFP #23-10-914 Automotive Parts and Related Supplies</b>	
<b>Vendors (Alphabetical)</b>	
1	Advanced Auto Parts
2	American Tire Distributors
3	Buck's Wheel & Equipment
4	Competitive Choice, Inc.
5	Five Star Chevrolet
6	Industrial Power, LLC
7	NAPA Auto Parts
8	Parts Authority
9	Romaine Electric Corp.
10	Southwest International Trucks

**CONSENT AGENDA ITEM – BIDS**  
10/21/2024

**TOPIC:** Consider Approval of the Purchase of School Buses for the 2024-2025 School Year

**SUBMITTED BY:** Jerome Pilgrim, Director of Purchasing

**BACKGROUND:** Beginning in 2018, Irving ISD developed a replacement plan to replace the depreciated fleet inherited in the transition from Dallas County. Each year, the Transportation Department evaluates the conditions of the current fleet and according to the Replacement criteria (determined by mechanical condition and age), a certain number of buses would be replaced each fiscal year based on budgetary allowance.

Each year the district replaced regular 77 Passenger Buses, and Passenger Buses with wheelchair lifts for Special ED. Each bus is purchased with back-up cameras and a third air conditioning unit in the middle of the bus. This year the District is requesting the Board's approval to purchase five (5) 77 Passenger buses, and three (3) SPED 36 Passenger buses (W/ Wheelchair Lifts).

The purchase will be made through the BuyBoard Cooperative Purchasing Contract. The brand and model of the new buses will be consistent with the brand and models of our current fleet. The Administration requests the Boards approval of this recommendation.

**FUNDING SOURCE:** Various Local Funds

**COSTS:** Estimated \$1,202,500.00

**ADMINISTRATIVE RECOMMENDATION:** The Administration Recommends the Board Approve the Purchase of School Buses for the 2024–2025 School Year.

**RECOMMENDED BOARD ACTION:** I Move the Board Approve the Purchase of School Buses for the 2023–2024 School Year.

Additional Agenda Sheets Attached:  Yes  No

**AGENDA SHEET**

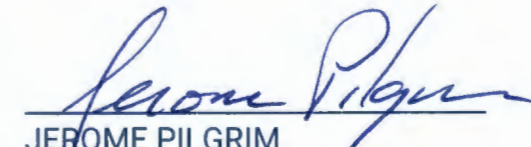
**Meeting Date:** 10/21/2024

**Topic:** Consider Approval of the Purchase of School Buses for the 2024-2025 School Year

	Awarded Vendors
<b>Recommended Vendor(s)</b>	Thomas Bus Gulf Course GP, Inc.
<b>Contract Type (e.g. Co-op, RFP)</b>	BuyBoard Cooperative Contract #722-23
<b>Contract Term or One Time Purchase</b>	One Time Purchase
<b>Sole Source Vendor &amp; Documentation</b>	N/A
<b>Vendor is at least 51% woman or minority business</b>	<input type="checkbox"/> Yes <input checked="" type="checkbox"/> No

TO THE BEST OF MY KNOWLEDGE, THE RECOMMENDED VENDOR PROVIDES THE BEST VALUE FOR THE DESCRIBED GOODS OR SERVICES. I FURTHER CERTIFY THAT THE ADMINISTRATION HAS COMPLETED THE PROCUREMENT PROCEDURES REQUIRED BY APPLICABLE STATE AND FEDERAL STATUTES AND REGULATIONS, BOARD POLICY CH(LOCAL).

  
 ANDRE SMITH  
 CHIEF OF ADMINISTRATIVE SERVICES

  
 JEROME PILGRIM  
 DIRECTOR OF PURCHASING

**Attachments:**

1. Memo from Dr. Marco Hinojosa dated September 11, 2024
2. Memo from Jerome Pilgrim Dated September 19, 2024

September 11, 2024

To: Dr. Andre Smith, Chief of Operations, and Mr. Jerome Pilgrim, Director of Transportation  
From: Dr. Marco A. Hinojosa, Director of Transportation

**RE: Recommendation to Purchase Eight School Buses for the 2024-2025 School Year**

The Board approved the purchase of 10 new school buses in 2023-2024 – five buses were 77 passenger buses and five were special education buses with wheelchair lifts. These buses were ordered based on our district replacement plan developed with First Student and updated with bus specifications and needs identified by our current Irving ISD Transportation Department personnel


This year, we are again adding a third air conditioning unit in the middle of the bus to provide adequate coverage inside the bus along with back-up cameras to reduce the number of back-up accidents. Attached is a summary of our current buses in need of replacement due to age and mileage on a five-year plan.

**2024-2025 Order Recommendation** – Three Special Education Buses with wheelchair lifts & Five 77-passenger General Education buses.

2024-2025 Special Education New Bus	2024-2025 Sp. Ed. Replacement Bus Bus # and Year	2024-2025 General Education New Buses	2024-2025 Gen. Ed. Replacement Bus # and Year
440	422-Rotation (2013)	1752	1223-Rotation (2013)
441	423-Route (2013)	1753	1224-Rotation (2013)
442	424-Route (2013)	1754	1225-Rotation (2013)
		1755	1292-Rotation (2014)
		1756	1293-Rotation (2014)
After this order, buses needed to be replaced	<b>10-SpEd W/C</b>	After this order, buses needed to be replaced	<b>22 Gen. Ed.</b>

2024-2025 Type of Bus Order	Quantity	Unit Price	Total
SPED 36 Passenger (w/Wheelchair Lift)	3	\$147,500	\$442,500
77 Passenger	5	\$152,000	\$760,000
<b>Grand Total:</b>			<b>\$1,202,500</b>

Sincerely,



Dr. Marco A. Hinojosa  
Director of Transportation

## Irving Transportation Center Bus Replacement Plan 2024-2029

**Current IISD Transportation Needs:**

**15 Special Education Buses with wheelchairs &**

**25 General Education Buses**

**Total: 40 Buses Needed to be replaced from 2024 – 2029 (Five-Year Plan)**

**2024-2025 Projected Order** – Three Special Education Buses with wheelchair lifts &  
Five 77-passenger General Education buses

2024-2025 Special Education New Bus	2024-2025 Sp. Ed. Replacement Bus – Bus # and Year	2024-2025 General Education New Buses	2024-2025 Gen. Ed. Replacement Bus # and Year
440	422-Rotation (2013)	1752	1223-Rotation (2013)
441	423-Route (2013)	1753	1224-Rotation (2013)
442	424-Route (2013)	1754	1225-Rotation (2013)
		1755	1292-Rotation (2014)
		1756	1293-Rotation (2014)
After this order, buses needed to be replaced	<b>10-SpEd W/C</b>	After this order, buses needed to be replaced	<b>22 Gen. Ed.</b>

**2025-2026 Projected Order** – Five Special Education Buses with wheelchair lifts &  
Five 77-passenger General Education buses

2025-2026 Special Education New Bus	2025-2026 Sp. Ed. Replacement Bus – Bus # and Year	2025-2026 General Education New Buses	2025-2026 Gen. Ed. Replacement Bus # and Year
443	421-Route (2013)	1757	1294-Rotation (2014)
444	425-Route (2014)	1758	1295-Rotation (2014)
445	426-Route (2014)	1759	1296-Rotation (2014)
446	427-Route (2015)	1760	1297-Rotation (2014)
447	428-Route (2015)	1761	1298-Rotation (2014)
After this order, buses needed to be replaced	<b>5-SpEd W/C</b>	After this order, buses needed to be replaced	<b>17 Gen. Ed.</b>

**2026-2027 Projected Order** – Four Special Education Buses with wheelchair lifts & Five 77-passenger General Education buses

2026-2027 Special Education New Bus	2026-2027 Sp. Ed. Replacement Bus – Bus # and Year	2026-2027 General Education New Buses	2026-2027 Gen. Ed. Replacement Bus # and Year
448	429-Route (2017)	1762	1299-Rotation (2014)
449	430-Route (2017)	1763	1300-Route (2014)
450	431-Route (2017)	1764	1301-Rotation (2014)
451	432-Route (2017)	1765	1390-Route (2015)
452	433-Route (2017)	1766	1391-Rotation (2015)
After this order, buses needed to be replaced	<b>0-SpEd W/C</b>	After this order, buses needed to be replaced	<b>12 Gen. Ed.</b>

**2027-2028 Projected Order** – Zero Special Education Buses & Six 77-passenger General Education buses

2027-2028 Special Education New Bus	2027-2028 Sp. Ed. Replacement Bus – Bus # and Year	2027-2028 General Education New Buses	2027-2028 Gen. Ed. Replacement Bus # and Year
		1767	1392-Route (2015)
		1768	1393-Rotation (2015)
		1769	1394-Rotation (2015)
		1770	1395-Rotation (2015)
		1771	1425-Rotation (2015)
		1772	1602-Rotation (2017)
After this order, buses needed to be replaced	<b>0-SpEd W/C</b>	After this order, buses needed to be replaced	<b>6 Gen. Ed.</b>

**2028-2029 Projected Order** – Zero Special Education Buses & Six 77-passenger General Education buses

2028-2029 Special Education New Bus	2028-2029 Sp. Ed. Replacement Bus – Bus # and Year	2028-2029 General Education New Buses	2028-2029 Gen. Ed. Replacement Bus # and Year
		1773	1603-Training (2017)
		1774	1606-Training (2017)
		1775	1607-Route (2017)
		1776	1608-Route (2017)
		1777	1609-Route (2017)
		1778	1675-Route (2017)
After this order, buses needed to be replaced	<b>0 -Sp. Ed. W/C</b>	After this order, buses needed to be replaced	<b>0 – Gen. Ed.</b>



PURCHASING DEPARTMENT

To: Board of Trustees
Magda Hernandez, Superintendent of Schools
From: Jerome Pilgrim, Director of Purchasing
Date: September 19, 2024
Subject: Recommendation: Approve the Purchase of School Buses

Based on the bus fleet replacement plan developed by the District's Transportation Department, Purchasing concurs with the request from the Transportation Department to purchase the following buses:

Table with 4 columns: Type of Bus, Qty, Unit Price, Total. Rows include SPED 36 Passenger (W/ Wheelchair Lifts), 77 Passenger, and GRAND TOTAL: \$1,202,500.00

For compatibility and consistency with the current bus fleet and maintenance program, the district intends to purchase the Thomas Brand Bus from Thomas Bus Gulf Course GP, Inc. utilizing their most current Buyboard Cooperative Purchasing Contract.

TO THE BEST OF MY KNOWLEDGE, THE RECOMMENDED VENDORS PROVIDE THE BEST VALUE FOR THE DESCRIBED SERVICES. I FURTHER CERTIFY THAT THE ADMINISTRATION HAS COMPLETED THE PROCUREMENT PROCEDURES REQUIRED BY APPLICABLE STATE AND FEDERAL STATUTES AND REGULATIONS, BOARD POLICY CH(LOCAL).

Handwritten signature of Jerome Pilgrim
JEROME PILGRIM
DIRECTOR OF PURCHASING

**CONSENT AGENDA ITEM – BIDS**

10/21/2024

**TOPIC:** Consider Approval of Award for Request for Proposal (RFP) #25-10-916 for the Purchase of Refrigerated Trucks, Service Trucks and Delivery Cargo Vans

**SUBMITTED BY:** Jerome Pilgrim, Director of Purchasing

**BACKGROUND:** On October 7, 2024, Irving ISD received six (6) proposals in response to (RFP) #25-10-916 for the purchase of Refrigerated Trucks, Service Trucks and Delivery Cargo Vans. The vehicles proposed were evaluated by the Student Food and Nutrition Department committee for compliance with the specifications issued in the RFP.

Exhibit A represents the selection of the vendor recommended for each vehicle based on matching specifications and best price. The vendors are recommended for award. This is a one-time purchase of vehicles for the Student Food and Nutrition Department. The list of vehicles requesting to purchase includes: 1(ea) 16' Refrigerated Truck, 1(ea) 24' Refrigerated Truck, 2 (ea) KUV Service Body Truck, 2 (ea) 2024 Cargo Van - High Roof, and 1 (ea) 2024 Cargo Van - Low Roof.

**FUNDING SOURCE:** Food and Nutrition Services Funds

**COSTS:** \$597,599.00 total for all vehicles

**ADMINISTRATIVE RECOMMENDATION:** The Administration Recommends the Board Approve the Award of Request for Proposal (RFP) #25-10-916 for the Purchase of Refrigerated Trucks, Service Trucks and Delivery Cargo Vans to the recommended vendors.

**RECOMMENDED BOARD ACTION:** I move that the Board Approve the Award of RFP #25-10-916 for the Purchase of Refrigerated Trucks, Service Trucks and Delivery Cargo Vans to the recommended vendors.

Additional Agenda Sheets Attached:  Yes  No

**AGENDA SHEET**

**Meeting Date:** 10/21/2024


**Topic:** Consider Approval of Award for Request for Proposal (RFP) #25-10-916 for the Purchase of Refrigerated Trucks, Service Trucks and Delivery Cargo Vans

<b>Recommended Vendor(s)</b>	Exhibit A
<b>Contract Type (e.g. Co-op, RFP)</b>	Request for Proposal #25-10-916
<b>Contract Term or One Time Purchase</b>	One Time Purchase
<b>Sole Source Vendor &amp; Documentation</b>	N/A
<b>Vendor is at least 51% woman or minority business</b>	<input type="checkbox"/> Yes <input checked="" type="checkbox"/> No

TO THE BEST OF MY KNOWLEDGE, THE RECOMMENDED VENDOR(S) PROVIDES THE BEST VALUE FOR THE DESCRIBED GOODS OR SERVICES. I FURTHER CERTIFY THE ADMINISTRATION HAS COMPLETED THE PROCUREMENT PROCEDURES REQUIRED BY APPLICABLE STATE AND FEDERAL STATUTES AND REGULATIONS, BOARD POLICY CH(LOCAL).



FERNANDO NATIVIDAD  
CHIEF FINANCIAL OFFICER



JEROME PILGRIM  
DIRECTOR OF PURCHASING

**Attachments:**

1. Memo from Olga Rosenberger dated October 8, 2024
2. Memo from Jerome Pilgrim dated October 10, 2024
3. Exhibit A – Recommended Vendors

# MEMO

**DATE:** October 8, 2024

**TO:** Jerome Pilgrim, Director of Purchasing

**FROM:** Olga Rosenberger, Executive Director of Student Nutrition and Extended School Programs

**CC:** Fernando Natividad, Chief Financial Officer

**RE:** Consider Approval of Award for Request for Proposal (RFP) #25-10-916 for the Purchase of Refrigerated Trucks, Service Trucks and Delivery Vans

The Food and Nutrition Services Department recommends that (RFP) #25-10-916 for the Purchase of Refrigerated Trucks, Service Trucks and Delivery Vans be awarded as follows:

Southwest International Trucks	Award line 1	16' Refrigerated Truck
Emerald Transportation Solutions	Award line 2	24' Refrigerated Truck
Sam Packs Five Star Ford	Award line 3	Service Trucks
Randall Reed's Planet Ford	Award lines 4 & 5	Delivery Vans

Bid proposals were received from six vendors. Following evaluation of the proposals by district personnel, four vendors were awarded the five (5) line items as indicated in the table above. The vendors recommended represent proposals that meet district and department needs.

The estimated amount recommended for award is up to \$700,000.00, with funding to be provided by Food and Nutrition Services.

**PURCHASING AWARD RECOMMENDATION**

**From:** Jerome Pilgrim  
Director of Purchasing

**To:** Board of Trustees  
Magda Hernandez, Superintendent of Schools

**Date:** October 14, 2024

**Subject: Recommendation: Consider Approval of Award for Request for Proposal (RFP) #25-10-916 for the Purchase of Refrigerated Trucks, Service Trucks and Delivery Vans**


On October 7, 2024, the district received six (6) proposals for the purchase of Refrigerated Trucks, Service Trucks and Delivery Vans. The Student Food and Nutrition committee evaluated the proposals. Based on the results of the evaluation committee it was found that multiple vendors will be recommended to provide the various needs of the district.

Recommendation is made to Approve the Award for Request for Proposal (RFP) #25-10-916 for the Purchase of Refrigerated Trucks, Service Trucks and Delivery Vans to the to the vendors noted below.

Southwest International Trucks	Award line 1	16' Refrigerated Truck
Emerald Transportation Solutions	Award line 2	24' Refrigerated Truck
Sam Packs Five Star Ford	Award line 3	Service Trucks
Randall Reed's Planet Ford	Award lines 4 & 5	Delivery Vans

The estimated amount recommended for award is up to \$597,599.00

TO THE BEST OF MY KNOWLEDGE, THE RECOMMENDED VENDOR PROVIDES THE BEST VALUE FOR THE DESCRIBED SERVICES. I FURTHER CERTIFY THE ADMINISTRATION HAS COMPLETED THE PROCUREMENT PROCEDURES REQUIRED BY APPLICABLE STATE AND FEDERAL STATUTES AND REGULATIONS, BOARD POLICY CH(LOCAL).



JEROME PILGRIM  
DIRECTOR OF PURCHASING

## EXHIBIT A Recommended Vendors

RFP #25-10-916 Refrigerated Trucks, Service Trucks and Delivery Vans		
Vendors		
Line 1	16' Refrigerated Truck #1	Southwest International Trucks
Line 2	24' Refrigerated Truck #2	Emerald Transportation Solutions
Line 3	KUV Service Body Truck #2	Sam Packs Five Star Ford, LTD
Lines 4 & 5	2024 Cargo Van- High Roof 2024 Cargo Van- Low Roof	Randall Reed's Planet Ford 635

**CONSENT AGENDA ITEM – BIDS**  
10/21/2024

**TOPIC:** Consider Approval of Award for Request for Proposal (RFP) #25-15-914 for the Purchase of Interior/Exterior Door Supplies and Repair

**SUBMITTED BY:** Jerome Pilgrim, Director of Purchasing

**BACKGROUND:** On October 8, 2024, Irving ISD received six (6) proposals in response to RFP #25-15-914 for the Purchase of Interior/Exterior Door Supplies and Repair. The proposals were evaluated, and all vendors were found to comply with the minimum requirements that were outlined in the Request of Proposal, therefore, recommended for award.

The Scope of work included Door Services which may consist of providing keys, key cards, locks, frames, product, repair and new installations. The pool of vendors awarded will provide a variety of door supplies and repair on an "as needed" basis district wide.

The Administration requests the Boards approval of this recommendation. The award will be for one (1) year with the option to renew annually for up to four (4) additional twelve (12) month periods through October 2029.

**FUNDING SOURCE:** Various Local and Bond Funds

**COSTS:** Estimated Amount determined by actual Orders

**ADMINISTRATIVE RECOMMENDATION:** The Administration Recommends the Board Approve the Award of RFP #25-15-914 for the Purchase of Interior/Exterior Door Supplies and Repair

**RECOMMENDED BOARD ACTION:** I Move that the Board Approve the Award of RFP #25-15-914 for the Purchase of Interior/Exterior Door Supplies and Repair

Additional Agenda Sheets Attached: Yes  No


## AGENDA SHEET


**Meeting Date:**10/21/2024

**Topic:** Consider Approval of the Award for Request for Proposal (RFP) #25-15-914 for the Purchase of Interior/Exterior Door Supplies and Repair

<b>Recommended Vendor(s)</b>	Exhibit A - Recommended Vendors
<b>Contract Type (e.g. Co-op, RFP)</b>	Request for Proposal #25-15-914
<b>Contract Term or One Time Purchase</b>	One (1) year with four (4) annual renewal options.
<b>Sole Source Vendor &amp; Documentation</b>	N/A
<b>Vendor is at least 51% woman or minority business</b>	<input type="checkbox"/> Yes <input checked="" type="checkbox"/> No

TO THE BEST OF MY KNOWLEDGE, THE RECOMMENDED VENDOR(S) PROVIDES THE BEST VALUE FOR THE DESCRIBED GOODS OR SERVICES. I FURTHER CERTIFY THE ADMINISTRATION HAS COMPLETED THE PROCUREMENT PROCEDURES REQUIRED BY APPLICABLE STATE AND FEDERAL STATUTES AND REGULATIONS, BOARD POLICY CH(LOCAL).

  
\_\_\_\_\_  
ANDRE SMITH, Ed.D  
CHIEF OF ADMINISTRATIVE SERVICES

  
\_\_\_\_\_  
JEROME PILGRIM  
DIRECTOR OF PURCHASING

Attachment:

1. Memo from Jerome Pilgrim dated October 9, 2024
2. Memo from Sammy Andrews dated October 8, 2024
3. Exhibit A- Recommended Vendors



# MEMO

---

**DATE:** October 8, 2024

**TO:** Jerome Pilgrim  
Director of Purchasing

**FROM:** Sammy Andrews  
Director of Facilities and Support Services

**RE:** Recommendation for Award of RFP #25-15-914 for the Purchase of Interior/Exterior Door Supplies and Repair

It is the recommendation of the Irving ISD (IISD) Facilities & Security Department that the IISD Board of Trustees accept the request to Award of RFP #25-15-914 for the purchase of Interior/Exterior Door Supplies and Repair to the vendors below.

Ace Door and Hardware, LLC

Fairway Supply, Inc.

Glass Doctor of North Texas (Peruna Glass, Inc.)

Hans Johnsen Company

Intermountain Lock Security Supply (IML Security Supply)

Unhinged Commercial Doors & Hardware, LLC

Sources of Funding: Local and Bond Funds

Sammy Andrews  
Director of Facilities and Support Services

**PURCHASING AWARD RECOMMENDATION**

**From:** Jerome Pilgrim  
Director of Purchasing

**To:** Board of Trustees  
Magda Hernandez, Superintendent of Schools

**Date:** October 9, 2024


**Subject: Recommendation: Approve the Award for RFP #25-15-914 for the Purchase of Interior/Exterior Door Supplies and Repair**

Purchasing concurs with the recommendation from the Facilities and Maintenance Department to Award RFP #25-15-914 for Interior/Exterior Door Supplies and Repair to the vendors noted below.

Ace Door and Hardware, LLC
Fairway Supply, Inc.
Glass Doctor of North Texas (Peruna Glass, Inc.)
Hans Johnsen Company
Intermountain Lock Security Supply (IML Security Supply)
Unhinged Commercial Doors & Hardware, LLC

The multiple vendors begin recommended for approval will meet the variety of needs throughout the District. The term of the award is for one (1) year with the option to renew annually for up to four (4) additional twelve (12) month periods.

TO THE BEST OF MY KNOWLEDGE, THE RECOMMENDED VENDORS PROVIDE THE BEST VALUE FOR THE DESCRIBED SERVICES. I FURTHER CERTIFY THAT THE ADMINISTRATION HAS COMPLETED THE PROCUREMENT PROCEDURES REQUIRED BY APPLICABLE STATE AND FEDERAL STATUTES AND REGULATIONS, BOARD POLICY CH(LOCAL).



JEROME PILGRIM  
DIRECTOR OF PURCHASING

# EXHIBIT A

## Awarded Vendors

<b>RFP #25-15-914 Interior/Exterior Door Supplies and Repair</b>	
<b>Vendors (Alphabetical)</b>	
1	Ace Door and Hardware, LLC
2	Fairway Supply, Inc.
3	Glass Doctor of North Texas (Peruna Glass, Inc.)
4	Hans Johnsen Company
5	Intermountain Lock Security Supply (IML Security Supply)
6	Unhinged Commercial Doors & Hardware, LLC

**CONSENT AGENDA ITEM - BIDS**

10/21/2024

**TOPIC:** Consider Approval of the Renewal of Award for Request for Proposal (RFP) #22-15-087 for the Purchase of STEAM Coding, Robotics Kits

**SUBMITTED BY:** Jerome Pilgrim, Director of Purchasing

**BACKGROUND:** On November 15, 2021, the Board of Trustees Approved the Award of RFP #22-15-087 for the Purchase of STEAM Coding, Robotics Kits. The award was for One (1) year with the district's option to renew for up to three (3) additional twelve-month options through November 2025.

The vendors approved provide products and services to support academic, behavioral, and social emotional growth and allow students to learn about and use advanced technology and varied materials to bring their ideas to life. Purchases are made on an as needed basis.

The district's Multi-Tiered System of Support (MTSS) Department has expressed satisfaction with the performance of the awarded vendors and therefore requests that the Board approve the renewal of this award for an additional year. This will be the final renewal option.

**FUNDING SOURCE:** Various Local and Federal Funds

**COSTS:** Estimated \$600,000 Annually

**ADMINISTRATIVE RECOMMENDATION:** The Administration Recommends the Board Approve the Renewal of Award for RFP #22-15-087 for the Purchase of STEAM Coding, Robotics Kits for an additional twelve (12) month period through November 2025.

**RECOMMENDED BOARD ACTION:** I move the Board Approve the Renewal of Award for RFP #22-15-087 for the Purchase of STEAM Coding, Robotics Kits for the final twelve (12) month period through November 2025.

Additional Agenda Sheets Attached:  Yes  No


**AGENDA SHEET**

**Meeting Date:** 10/21/2024

**Topic:** Consider Approval of the Renewal of Award for Request for Proposal (RFP) #22-15-087 for the Purchase of STEAM Coding, Robotics Kits

<b>Recommended Vendor(s)</b>	Various Vendors-Refer to Attachment 3
<b>Contract Type (e.g., Co-op, RFP)</b>	Request for Proposal #22-15-087
<b>Contract Term or One Time Purchase</b>	Final year of award
<b>Sole Source Vendor &amp; Documentation</b>	N/A
<b>Vendor is at least 51% woman or minority business</b>	<input type="checkbox"/> Yes <input checked="" type="checkbox"/> No

TO THE BEST OF MY KNOWLEDGE, THE RECOMMENDED VENDOR(S) PROVIDES THE BEST VALUE FOR THE DESCRIBED GOODS OR SERVICES. I FURTHER CERTIFY THE ADMINISTRATION HAS COMPLETED THE PROCUREMENT PROCEDURES REQUIRED BY APPLICABLE STATE AND FEDERAL STATUTES AND REGULATIONS, BOARD POLICY CH(LOCAL).



\_\_\_\_\_  
 LISA CATILLO, Ed. D  
 CHIEF LEARNING OFFICER



\_\_\_\_\_  
 JEROME PILGRIM  
 DIRECTOR OF PURCHASING

**ATTACHMENTS:**

1. Memo from Lisa Castillo dated October 5, 2024
2. Memo from Jerome Pilgrim dated October 10, 2024
3. Awarded Vendors



STEM and Innovation Department

To: Purchasing Department

From: Lisa Castillo, Chief Learning Officer

Date: October 05, 2024

Subject: STEAM Coding, Robotics Kits, and 3-Dimensional Design RFP Renewal 2024

---

Please consider renewal of RFP 22-15-087 - STEAM Coding, Robotics Kits, and 3-Dimensional Design. This renewal RFP for various STEM materials includes but is not limited to materials to add to and support current STEM-based kits used by all elementary and middle school campuses in IISD. These kits support curriculum areas in math, science, and language arts as part of the current school year pacing guide. In the original RFP, the district received proposals from several vendors offering multiple solutions to our needs and appropriate committees evaluated the vendors and their products and determined they met the minimum requirements to provide us with learning tools to supplement and enhance the elementary curriculum and continue to apply to the ongoing project to infuse STEM into elementary classrooms and campuses. The district is anticipated to not exceed \$600,000 annually in total for MTSS Enrichment.

A handwritten signature in black ink, appearing to read "Lisa Castillo".

**Lisa Castillo, Ed.D.**

Chief Learning Officer  
Irving Independent School District  
lcastillo@irvingisd.net | 972-600-5012

**PURCHASING RENEWAL RECOMMENDATION**

**From:** Jerome Pilgrim  
Director of Purchasing

**To:** Board of Trustees  
Magda Hernandez, Superintendent of Schools

**Date:** October 10, 2024

**Subject:** **Renewal of Award for Request for Proposals (RFP) #22-15-087 for the Purchase of STEAM Coding, Robotics Kits**

---


On November 15, 2021, the Irving ISD Board Approved the Award of Request for Proposal RFP #22-15-087 for the Purchase of STEAM Coding, Robotics Kits to multiple vendors.

Attachment #3 includes the list of the vendors approved. The vendors are utilized on an as needed basis and are not exclusive. Irving ISD reserves the right to procure from other vendors when utilizing appropriate procurement methods. Price quotes are solicited prior to each purchase and multiple quotes are obtained for large purchases over \$50,000.00.

Purchasing concurs with the recommendation from the MTSS department to renew this award. The estimated amount to obtain these products is \$600,000 for the 2024-2025 school year.

This will be the third and final renewal option.

TO THE BEST OF MY KNOWLEDGE, THE RECOMMENDED VENDOR PROVIDES THE BEST VALUE FOR THE DESCRIBED SERVICES. I FURTHER CERTIFY THE ADMINISTRATION HAS COMPLETED THE PROCUREMENT PROCEDURES REQUIRED BY APPLICABLE STATE AND FEDERAL STATUTES AND REGULATIONS, BOARD POLICY CH (LOCAL).

  
\_\_\_\_\_  
JEROME PILGRIM  
DIRECTOR OF PURCHASING

## **ATTACHMENT 3**

### **List of Awarded Vendors RFP #22-15-087 STEAM Coding, Robotics Kits and 3-Dimensional Design for Enrichment Programs**

CDW Government  
EAI Education  
Follett School Solutions, Inc  
KinderLab Robotics  
LEGO Education  
Nasco  
NuMinds Enrichment  
Pitsco Education  
SAM Labs  
Squishy Circuits Store LLC  
Starks Janitorial Services  
Tangible Play, Inc  
Thimble.io  
WhyMaker

**CONSENT AGENDA ITEM**  
**10/21/2024**

**TOPIC:** Consider Acceptance of Gifts and Donations to the District

**SUBMITTED BY:** Fernando Natividad, Chief Financial Officer

**BACKGROUND:** Donations received during the month of September 2024

**ADMINISTRATIVE RECOMMENDATION:** Administration recommends acceptance of gifts and donations to the district.

**RECOMMENDED BOARD MOTION:** I move the Board approve the acceptance of Gifts and Donations to the District.

Attachments:

1. 2024-2025 Year-to-Date Donation Totals
2. September Donation List

OCTOBER 2024 DONATIONS

(Period September 2024)

<u>SCHOOL/DEPT</u>	<u>DESCRIPTION</u>	<u>AMOUNT</u>
	<u>HIGH SCHOOLS</u>	
<u>Irving HS</u>	Donated by: Paula Land JROTC Donation	\$1,500
<u>Singley</u>	Donated by: Toyota of Irving Check to purchase books for students to read in classrooms	\$1,000
<u>Irving HS</u>	Donated by: Nolan Moore Mem Educ Found Inc. Grant for Canon wide format print & supplies	\$7,500
<u>Mac Arthur</u>	Donated by: Sue Banfield Photography equipment and lights	\$600
<u>John R. Good</u>	Donated by: April Adams G& L Mech Contractors Check to purchase umbrellas for staff for outside Arrival & dismissal, will remain on campus	\$300
		TOTAL
		\$10,900

**DONATIONS & GIFTS**  
**Beginning September 2024 - Ending August 2025**

Month	2024-2025 Monthly Total	2024-2025 YTD Total	2023-2024 Monthly Total	2023-2024 YTD Total
September	\$10,900.00	\$10,900.00	\$11,350.00	\$11,350.00
October		\$0.00	\$1,760.00	\$13,110.00
November		\$0.00	\$660.00	\$13,770.00
December		\$0.00	\$40,500.00	\$54,270.00
January		\$0.00	\$5,870.00	\$60,140.00
February		\$0.00	\$348.00	\$60,488.00
March		\$0.00	\$1,150.00	\$61,638.00
April		\$0.00	\$0.00	\$61,638.00
May		\$0.00	\$3,395.00	\$65,033.00
June		\$0.00	\$0.00	\$65,033.00
July		\$0.00	\$200.00	\$65,233.00
August		\$0.00	\$1,201.00	\$66,434.00

**ACTION ITEM**  
10/21/2024

**TOPIC:** Consider Approval of First and Final Reading of Revisions to Local Policy DH (LOCAL).

**SUBMITTED BY:** Wesley L. Nute, Jr, Legal Counsel

**BACKGROUND:** The District has proposed updates to local policy DH (LOCAL), related to prohibiting employees from making unauthorized audio or visual recordings of a conversation or meeting pertaining to district business.

The relevant department reviewed the proposed revisions and recommends the Board adopt the proposed changes to prevent unauthorized audio or visual recordings.

These policy updates were reviewed by the Policy Committee on the afternoon of October 21, 2024 for first and final reading.

**ADMINISTRATIVE RECOMMENDATION:** Administration joins the Policy Committee in recommending Approval of the First and Final Reading of Revisions to Local Policy DH (LOCAL).

**RECOMMENDED BOARD MOTION:** I move the Board Approve the First and Final Reading of Revisions to Local Policy DH (LOCAL).

Additional Agenda Sheets Attached:  Yes  No

**Attachments:** Redlined version of Policy DH (LOCAL).

## PROPOSED REVISIONS

(See pages 2, 5, and 6)

Each District employee shall perform his or her duties in accordance with state and federal law, District policy, and ethical standards. The District holds all employees accountable to the Educators' Code of Ethics. [See DH(EXHIBIT)]

Each District employee shall recognize and respect the rights of students, parents, other employees, and members of the community and shall work cooperatively with others to serve the best interests of the District.

An employee wishing to express concern, complaints, or criticism shall do so through appropriate channels. [See DGBA]

### Violations of Standards of Conduct

Each employee shall comply with the standards of conduct set out in this policy and with any other policies, regulations, and guidelines that impose duties, requirements, or standards attendant to his or her status as a District employee. Violation of any policies, regulations, or guidelines, including intentionally making a false claim, offering a false statement, or refusing to cooperate with a District investigation, may result in disciplinary action, including termination of employment. [See DCD and DF series]

### Antidiscrimination

An employee's actions while performing his or her duties shall not have the effect of discriminating against other employees, students, parents, volunteers, vendors, contractors, consultants, or anyone else conducting business with the District on the basis of gender, disability, race, color, national origin, ethnicity, or religion.

No employee of the District shall, on the grounds of, or because of, a student's race, color, national origin, gender or sex, disability, or religion, exclude a student from participation in, deny the benefits of, or subject a student to discrimination in or under any District program or activity, including, but not limited to, discipline of a student. These prohibitions shall include any disparate treatment of a student and any disparate effect on a protected class of students resulting from the use of the employee's program(s) or activities.

### Weapons Prohibited

The District prohibits the use, possession, or display of any firearm, location-restricted knife, club, or prohibited weapon, as defined at FNCG, on District property at all times.

#### Exceptions

No violation of this policy occurs when:

1. A District employee who holds a Texas handgun license stores a handgun or other firearm in a locked vehicle in a parking lot, parking garage, or other parking area provided by

the District, provided the handgun or other firearm is not in plain view;

2. The use, possession, or display of an otherwise prohibited weapon takes place as part of a District-approved activity supervised by proper authorities. [See FOD]; or
3. A specified District employee who holds a Texas handgun license uses, possesses, or displays an approved handgun that the employee has been specifically authorized by the Board to use, possess, or display in District schools, at Board meetings, and at school-sponsored or school-related events on District property. [See [the CKE series](#) ~~GKED~~]

**Electronic  
Communication**

Use with Students

A certified employee, licensed employee, or any other employee designated in writing by the Superintendent or a campus principal may use electronic communication, as this term is defined by law, with currently enrolled students only about matters within the scope of the employee's professional responsibilities.

Unless an exception has been made in accordance with the employee handbook or other administrative regulations, an employee shall not use a personal electronic communication platform, application, or account to communicate with currently enrolled students.

Unless authorized above, all other employees are prohibited from using electronic communication directly with students who are currently enrolled in the District. The employee handbook or other administrative regulations shall further detail:

1. Exceptions for family and social relationships;
2. The circumstances under which an employee may use text messaging to communicate with individual students or student groups;
3. Hours of the day during which electronic communication is discouraged or prohibited; and
4. Other matters deemed appropriate by the Superintendent or designee.

In accordance with ethical standards applicable to all District employees [see DH(EXHIBIT)], an employee shall be prohibited from using electronic communications in a manner that constitutes prohibited harassment or abuse of a District student; adversely affects the student's learning, mental health, or safety; includes threats of violence against the student; reveals confidential information about the student; or constitutes an inappropriate communication with a student, as described in the Educators' Code of Ethics.

EMPLOYEE STANDARDS OF CONDUCT

DH  
(LOCAL)

An employee shall have no expectation of privacy in electronic communications with students. Each employee shall comply with the District's requirements for records retention and destruction to the extent those requirements apply to electronic communication. [See CPC]

Personal Use

All employees shall be held to the same professional standards in their public use of electronic communication as for any other public conduct. If an employee's use of electronic communication violates state or federal law or District policy, or interferes with the employee's ability to effectively perform his or her job duties, the employee is subject to disciplinary action, up to and including termination of employment.

Reporting Improper Communication

In accordance with administrative regulations, an employee shall notify his or her supervisor when a student engages in improper electronic communication with the employee.

Disclosing Personal Information

An employee shall not be required to disclose his or her personal email address or personal phone number to a student.

**Safety Requirements**

Each employee shall adhere to District safety rules and regulations and shall report unsafe conditions or practices to the appropriate supervisor.

**Harassment or Abuse**

An employee shall not engage in prohibited harassment, including sexual harassment, of:

1. Other employees. [See DIA]
2. Students. [See FFH; see FFG regarding child abuse and neglect.]

While acting in the course of employment, an employee shall not engage in prohibited harassment, including sexual harassment, of other persons, including Board members, vendors, contractors, volunteers, or parents.

An employee shall report child abuse or neglect as required by law. [See FFG]

**Relationships with Students**

An employee shall not form romantic or other inappropriate social relationships with students. Any sexual relationship between a student and a District employee is always prohibited, even if consensual. [See FFH]

As required by law, the District shall notify the parent of a student with whom an educator is alleged to have engaged in certain misconduct. [See FFF]

EMPLOYEE STANDARDS OF CONDUCT

DH  
(LOCAL)

**Tobacco and  
E-Cigarettes**

An employee shall not smoke or use tobacco products or e-cigarettes on District property, in District vehicles, or at school-related activities. [See also GKA]

**Alcohol and Drugs /  
Notice of Drug-Free  
Workplace**

As a condition of employment, an employee shall abide by the terms of the following drug-free workplace provisions. An employee shall notify the Superintendent in writing if the employee is convicted for a violation of a criminal drug statute occurring in the workplace in accordance with Arrests, Indictments, Convictions, and Other Adjudications, below.

An employee shall not manufacture, distribute, dispense, possess, use, or be under the influence of any of the following substances during working hours while on District property or at school-related activities during or outside of usual working hours:

1. Any controlled substance or dangerous drug as defined by law, including but not limited to marijuana, any narcotic drug, hallucinogen, stimulant, depressant, amphetamine, or barbiturate.
2. Alcohol or any alcoholic beverage.
3. Any abusable glue, aerosol paint, or any other chemical substance for inhalation.
4. Any other intoxicant or mood-changing, mind-altering, or behavior-altering drug.

An employee need not be legally intoxicated to be considered “under the influence” of a controlled substance.

Exceptions

It shall not be considered a violation of this policy if the employee:

1. Manufactures, possesses, or dispenses a substance listed above as part of the employee’s job responsibilities;
2. Uses or possesses a controlled substance or drug authorized by a licensed physician prescribed for the employee’s personal use; or
3. Possesses a controlled substance or drug that a licensed physician has prescribed for the employee’s child or other individual for whom the employee is a legal guardian.

Sanctions

An employee who violates these drug-free workplace provisions shall be subject to disciplinary sanctions. Sanctions may include:

1. Referral to drug and alcohol counseling or rehabilitation programs;
2. Referral to employee assistance programs;

3. Termination from employment with the District; and
4. Referral to appropriate law enforcement officials for prosecution.

Notice

Employees shall receive a copy of this policy.

**Arrests, Indictments,  
Convictions, and  
Other Adjudications**

An employee shall notify his or her principal or immediate supervisor within three calendar days of any arrest, indictment, conviction, no contest or guilty plea, or other adjudication of the employee for any felony, any offense involving moral turpitude, and any of the other offenses as indicated below:

1. Crimes involving school property or funds;
2. Crimes involving attempt by fraudulent or unauthorized means to obtain or alter any certificate or permit that would entitle any person to hold or obtain a position as an educator;
3. Crimes that occur wholly or in part on school property or at a school-sponsored activity; or
4. Crimes involving moral turpitude, which include:
  - Dishonesty; fraud; deceit; theft; misrepresentation;
  - Deliberate violence;
  - Base, vile, or depraved acts that are intended to arouse or gratify the sexual desire of the actor;
  - Felony possession or conspiracy to possess, or any misdemeanor or felony transfer, sale, distribution, or conspiracy to transfer, sell, or distribute any controlled substance defined in Chapter 481 of the Health and Safety Code;
  - Felony driving while intoxicated (DWI); or
  - Acts constituting abuse or neglect under the Texas Family Code.

**Profanity**

An employee shall not use profanity or vulgar gestures at any time while acting in his or her capacity as an employee of the District.

**Recordings**

No employee may make an unauthorized audio or visual recording of a conversation or meeting pertaining to district business unless the employee making the recording notifies all participants in the conversation or meeting of the recording. An employee making an authorized recording shall ensure that the recording device is located in plain view for the duration of the conversation or meeting. Secret recordings shall be prohibited.

These provisions are not intended to limit or restrict recordings involving authorized investigations conducted by District personnel or any meeting recorded in accordance with Board policy, including Board meetings, grievance hearings, and audio recordings of meetings or proceedings at which the substance of an employee grievance is discussed. [See DGBA]

For audio or video recording of a student by an employee, see FL(LEGAL).

**Dress and Grooming**

An employee's dress and grooming shall be clean, neat, in a manner appropriate for his or her assignment, and in accordance with any additional standards established by his or her supervisor and approved by the Superintendent.

**ACTION ITEM**  
**October 21, 2024**

**TOPIC:** Consider Approval of Resolution Regarding TEA Ed-Fi Implementation.

**SUBMITTED BY:** W. Nute / D. Galindo

**BACKGROUND:** The Irving Independent School District (“Irving ISD” or the “District”) has been an active participant in the parallel process for one (1) year and has diligently worked to partner with the Texas Education Agency (“TEA”) throughout the process. The TEA transition to Ed-Fi raises significant concerns for public school districts, including Irving ISD. The District is concerned that the many errors received, many beyond districts’ control and stemming from issues within TEA and among vendors on the TEA-approved list, will prevent districts from submitting data, thereby negatively impacting districts’ funding due to inaccurate information. The District is deeply concerned with the TEA’s current approach to these concerns.

**ADMINISTRATIVE RECOMMENDATION:** The administration proposes the Board review and approve the adoption of the attached resolution regarding the TEA TSDS Ed-Fi transition.

**RECOMMENDED BOARD MOTION:** I move that the Board adopt the attached Resolution No. 24-25-02.

Additional Agenda Sheets Attached:  Yes  No

## AGENDA SHEET

**Meeting Date:** October 21, 2024.

**Resolution No.:** 24-25-02

**Topic:** Consider Approval of Resolution Regarding TEA Ed-Fi Implementation

### RESOLUTION OF THE BOARD OF TRUSTEES OF THE IRVING INDEPENDENT SCHOOL DISTRICT REGARDING TEXAS EDUCATION AGENCY TSDS ED-FI TRANSITION

**WHEREAS**, the Texas Education Agency (“TEA”) transition to Ed-Fi raises significant concerns for public school districts, including Irving ISD; and

**WHEREAS**, Texas districts are required to be fully transitioned to the Ed-Fi system for the 2024-25 school year; and

**WHEREAS**, the Irving Independent School District has been an active participant in the parallel process for 1 year and has diligently worked to partner with the TEA throughout the process; and

**WHEREAS**, the current state of the Ed-Fi system is presently making it impossible for any district to fully succeed in the transition because the TEA has not yet developed all the necessary logic for the system, thus making the system ill-equipped to handle records and resulting in significant flagged errors classified as “fatal” preventing the completion of any submission; and

**WHEREAS**, the District is concerned that the many errors received, many beyond districts’ control and stemming from issues within TEA and among vendors on the TEA-approved list, will prevent districts from submitting data thereby affecting districts’ funding due to inaccurate information; and

**WHEREAS**, over the past year, while TEA has expanded its staffing significantly, districts have been forced to cut positions due to inadequate funding and with limited resources, higher turnover, and rising costs, districts do not have the capacity to undertake the massive data recoding required by the TSDS Ed-Fi transition; and

**WHEREAS**, the increased data demands and changes required to comply with this system is an unfunded mandate;

**WHEREAS**, the Irving ISD is deeply concerned that the TEA's current approach appears to be setting districts up for failure despite numerous reports of concerns from numerous school districts across the state; and

**WHEREAS**, it is well known that an unsuccessful TSDS Ed-Fi transition has serious negative consequences for school districts in terms of accountability, funding, and Results Driven Accountability; and

**WHEREAS**, the District will explore all avenues available to ensure districts' concerns are addressed regarding the Ed-Fi transition and urge the TEA to implement the following steps:

- Continue XML<sup>1</sup> Submission for One More Year: Allow districts to submit data using both XML and Ed-Fi for one additional year. This parallel submission would give districts the ability to compare error-free XML data with Ed-Fi data and address discrepancies before full implementation.
- Postpone Ed-Fi Implementation: Delay full implementation of Ed-Fi until all vendors can complete all submissions successfully and demonstrate readiness.
- Hold Districts Harmless: Provide a system to protect districts from negative impacts during this first year of Ed-Fi implementation.
- Develop Additional CSV<sup>2</sup> Reports: All Data Mart PDF reports must be available in CSV to allow districts to validate and compare data. Secondly, create side by side reports to compare XML to Ed-Fi submissions.

---

<sup>1</sup> Extensible Markup Language

<sup>2</sup> Comma-Separated Values

- Enhance Support for Districts and Vendors: Increase support for both districts and vendors to ensure a smoother transition to Ed-Fi.
- Expand Training Opportunities: Provide more training to districts to ensure they are prepared for Ed-Fi implementation and have adequate support.
- Create District User Groups by Vendor: Organize user group meetings by vendor type to facilitate communication and problem-solving among districts.
- Include District Staff in Vendor Meetings: Allow school district staff to participate in vendor meetings with TEA, providing opportunities for real-time feedback and better alignment with district needs.
- Independent Accounting Audit: Utilize an independent firm to conduct an audit of the data submitted in the new system compared to the previous system.
- Data Privacy and Security: Provide transparency to school districts on the protection of student data by conducting an audit through an independent firm. Ensure that all data use agreements regarding access to Texas public school data meets stringent legal requirements for student data protection, privacy, and security.

**IT IS SO RESOLVED.**

**PASSED, APPROVED AND ENACTED** by the Board of Trustees of the Irving Independent School District, Irving, Texas, on October 21, 2024, at a duly constituted meeting for which notice was timely given.

\_\_\_\_\_  
 Dr. Rosemary Robbins, President  
 Board of Trustees  
 Irving Independent School District

ATTEST:

APPROVED AS TO FORM ONLY:

\_\_\_\_\_  
 Michael Kelley, Secretary  
 Board of Trustees  
 Irving Independent School District

\_\_\_\_\_  
 Wesley L. Nute, Jr.  
 Legal Counsel  
 Irving Independent School District

**OCTOBER 2024 REPORT FROM DIVISION OF BUSINESS SERVICES**

**TAX OFFICE**

Total Tax Collections for September 2024 are (91,804.33)

	<b>SEPTEMBER 2024</b>	<b>YEAR TO DATE</b>
Current Year	\$ -	\$ -
Delinquent	\$ (172,242)	\$ (172,242)
Penalty & Interest	\$ 80,407	\$ 80,407
Other	\$ 31	\$ 31
Total	<u>\$ (91,804)</u>	<u>\$ (91,804)</u>

**BUSINESS SERVICES**

Payroll for September 2024 was paid as follows:

	<b>GROSS PAY</b>	<b>BENEFITS</b>	<b>TOTAL</b>
Local Maintenance	\$ 18,625,332	\$ 3,807,288	\$ 22,432,620
Special Revenue	\$ 3,016,876	\$ 461,483	\$ 3,478,359
Total	<u>\$ 21,642,208</u>	<u>\$ 4,268,771</u>	<u>\$ 25,910,978</u>

**INVESTMENT EARNINGS REPORT**

	<b>AUGUST 2024</b>	<b>YEAR TO DATE</b>
Local Maintenance	\$ 516,582	\$ 7,871,832
Federal Programs	\$ 141,969	\$ 1,654,102
Interest & Sinking	\$ 16,604	\$ 185,750
Capital Projects	\$ 1,693,994	\$ 19,736,977
Internal Service	\$ 10,689	\$ 124,544
Total All Funds	<u>\$ 2,379,838</u>	<u>\$ 29,573,205</u>

## MEMO

**TO:** Fernando Natividad, Chief Financial Officer  
**FROM:** Cher Elzy, Director Tax Operations  
**SUBJECT:** Monthly Tax Report  
**DATE:** October 21, 2024

Attached for your consideration is the collection activity for the month of September 2024.

Our monthly collections for September reflect \$(172,242) in delinquent collections and \$0 in current collections and \$80,407 in penalty and interest. Adjustments made \$(545,237) in changes to delinquent tax years and \$545,572 in changes made to current year. Our current year (2024) reflects a beginning roll of \$219,823,978. Total ending receivable balance for all years is \$228,062,458 for the month of September 2024.

**IRVING INDEPENDENT SCHOOL DISTRICT  
SEPTEMBER 2024  
TAX COLLECTION REPORT**

**IISD:**

	M-T-D FY 2023-2024	M-T-D FY 2024-2025	Y-T-D FY 2023-2024	Y-T-D FY 2024-2025
Current Year	2,590.06	0.00	2,590.06	0.00
Delinquent	(215,259.38)	(172,241.96)	(215,259.38)	(172,241.96)
Penalty & Interest	125,754.60	80,406.92	125,754.60	80,406.92
Other	89.55	30.71	89.55	30.71
Sub-Total	(86,825.17)	(91,804.33)	(86,825.17)	(91,804.33)

Revenue year-to-date  
compared to prior fiscal year (4,979.16)

**OTHER COLLECTIONS:**

Research Fees	0.00	0.00
Attorney Fees	72,429.62	72,429.62
Court Costs	0.00	0.00
Rendition Penalty	317.26	317.26

**REFUNDS:**

	(2,585.38)	(2,585.38)
Total Collections	(21,642.83)	(21,642.83)


**ACTIVITY SUMMARY:**

	FY 2023-2024	FY 2024-2025
Collection Percentage Current Year Compared to Prior Year	0.00%	0.00%


**RECEIVABLES YEAR-TO-DATE SUMMARY**


	Current Year	Prior Years	Total Tax Receivables
Beginning Balance	219,823,977.71	8,065,902.46	227,889,880.17
Adjustments	545,571.98	(545,236.56)	335.42
Levy Paid	0.00	(172,241.96)	(172,241.96)
<b>Ending Balance</b>	<b>220,369,549.69</b>	<b>7,692,907.86</b>	<b>228,062,457.55</b>

I hereby certify the above report of tax collections to be true and accurate accounting of the revenues collected for as of the above report date according to and to the extent of the records of my office.

  
Cherylyn Eby, Tax Assessor/Collector IFA

Signed and sworn before me this 2<sup>nd</sup> day of October, 2024

  
Notary Public, State of Texas



## 2023-2024 INVESTMENT INTEREST EARNINGS

### FUNDS

	SEP 2023	OCT 2023	NOV 2023	QUARTERLY TOTAL
LOCAL MAINTENANCE	\$462,493	\$467,416	\$397,523	\$1,327,432
FEDERAL PROGRAMS	133,163	139,084	135,985	408,232
INTEREST & SINKING	14,738	15,373	15,028	45,139
CAPITAL PROJECTS	1,588,924	1,659,568	1,622,593	4,871,085
INTERNAL SERVICE	10,026	10,472	10,239	30,737
<b>TOTAL ALL FUNDS</b>	<b>\$2,209,346</b>	<b>\$2,291,912</b>	<b>\$2,181,367</b>	<b>\$6,682,626</b>

% CHANGE FROM PRIOR MONTH/QUARTER                      1302.25%                      3.74%                      -4.82%                      1398.12%

	DEC 2023	JAN 2024	FEB 2024	QUARTERLY TOTAL
GENERAL OPERATING	\$544,048	\$808,954	\$997,009	\$2,350,012
FEDERAL PROGRAMS	140,894	140,283	130,506	411,683
INTEREST & SINKING	15,580	15,529	14,475	45,584
CAPITAL PROJECTS	1,681,169	1,673,878	1,557,215	4,912,263
INTERNAL SERVICE	10,609	10,562	9,826	30,997
<b>TOTAL ALL FUNDS</b>	<b>\$2,392,300</b>	<b>\$2,649,207</b>	<b>\$2,709,032</b>	<b>\$7,750,539</b>

% CHANGE FROM PRIOR MONTH/QUARTER                      9.67%                      10.74%                      2.26%                      15.98%

	MAR 2024	APR 2024	MAY 2024	QUARTERLY TOTAL
GENERAL OPERATING	\$897,345	\$786,202	\$730,995	\$2,414,543
FEDERAL PROGRAMS	139,641	134,847	139,941	414,429
INTEREST & SINKING	15,498	14,988	15,552	46,039
CAPITAL PROJECTS	1,666,213	1,609,015	1,669,793	4,945,021
INTERNAL SERVICE	10,514	10,153	10,537	31,204
<b>TOTAL ALL FUNDS</b>	<b>\$2,729,212</b>	<b>\$2,555,205</b>	<b>\$2,566,818</b>	<b>\$7,851,235</b>

% CHANGE FROM PRIOR MONTH/QUARTER                      0.74%                      -6.38%                      0.45%

	JUN 2024	JUL 2024	AUG 2024	QUARTERLY TOTAL
GENERAL OPERATING	\$647,216	\$616,048	\$516,582	\$1,779,846
FEDERAL PROGRAMS	136,047	141,742	141,969	419,758
INTEREST & SINKING	15,123	17,261	16,604	48,988
CAPITAL PROJECTS	1,623,331	1,691,284	1,693,994	5,008,609
INTERNAL SERVICE	10,244	10,672	10,689	31,605
<b>TOTAL ALL FUNDS</b>	<b>\$2,431,961</b>	<b>\$2,477,008</b>	<b>\$2,379,837</b>	<b>\$7,288,806</b>

% CHANGE FROM PRIOR MONTH/QUARTER                      -5.25%                      1.85%                      -3.92%

	YEAR TO DATE TOTAL
<b>ALL FUNDS</b>	
GENERAL OPERATING	\$7,871,832
FEDERAL PROGRAMS	1,654,102
INTEREST & SINKING	185,750
CAPITAL PROJECTS	19,736,977
INTERNAL SERVICE	124,544
<b>GRAND TOTAL ALL FUNDS</b>	<b>\$29,573,206</b>

	2022-2023			2021-2022		
	SEP 2022-AUG 2023	AMOUNT CHANGE	PERCENTAGE CHANGE	SEP 2021-AUG 2022	AMOUNT CHANGE	PERCENTAGE CHANGE
<b>ALL FUNDS</b>						
GENERAL OPERATING	\$6,001,900	\$1,869,932	31.16%	\$686,060	\$7,185,772	1047.40%
FEDERAL PROGRAMS	1,302,277	351,826	27.02%	151,112	\$1,502,991	994.62%
INTEREST & SINKING	393,403	(207,653)	-52.78%	22,094	\$163,656	740.72%
CAPITAL PROJECTS	1,204,345	-	-	-	-	-
INTERNAL SERVICE	98,054	26,490	27.02%	12,521	\$112,023	894.65%
<b>GRAND TOTAL ALL FUNDS</b>	<b>\$8,999,979</b>	<b>\$2,040,595</b>	<b>22.67%</b>	<b>\$871,787</b>	<b>\$8,964,441</b>	<b>1028.28%</b>

		INCREASE/ (DECREASE) FROM PRIOR YEAR	CD AVERAGE INTEREST YIELD	LGIP AVERAGE INTEREST YIELD	AGENCY AVERAGE INTEREST YIELD	TOTAL AVERAGE INTEREST YIELD
<b>TOTAL PORTFOLIO AS OF AUG</b>						
2024	506,242,890	(8,477,527)	---	---	---	---
2023	514,720,416	365,668,302	---	---	---	---
2022	149,052,115	(735,886)	---	---	---	---
2021	149,788,000	383,966	---	---	---	---
2020	149,404,034	(5,207,698)	---	---	---	---
2019	154,611,731	11,574,837	---	---	---	---
2018	143,036,895	(8,449,500)	---	---	---	---
2017	151,486,395	4,562,105	---	---	---	---
2016	146,924,290	(8,717,048)	---	---	---	---
2015	155,641,338	155,641,338	---	---	---	---

**Irving Independent School District**



**Investment Report**

**For The Quarter and Fiscal Year Ended August 31, 2024**


This report summarizes the investment position of Irving Independent School District for the quarter and fiscal year ended August 31, 2024.

	<b>8/31/2024</b>	<b>5/31/2024</b>	<b>8/31/2023</b>
Book Value	516,298,195	566,551,818	529,956,319
Market Value	516,237,569	566,462,598	529,720,416
Par Value	516,298,195	566,551,818	529,956,319
Change in Market Value	9,568	51,058	38,162
Portfolio Yield-to-Maturity @ Cost	5.406	5.419	5.152
Portfolio Weighted Average Maturity (WAM)	3.36	5.02	8.87
Yield-to-Maturity of 6 Month CD	4.860	5.400	5.787
Yield-to-Maturity of 6 Month Treasury Bill	4.857	5.379	5.496
Yield-to-Maturity of 1 Year Treasury Bill	4.402	5.175	5.384
Yield-to-Maturity of 2 Year Treasury Bill	3.917	4.873	4.863
Yield-to-Maturity of 3 Year Treasury Bill	3.778	4.680	4.554
Accrued Interest Ending Balance	128,557	129,972	117,910

This report is presented in accordance with the Texas Government Code Title 10 Section 2256.023. The below signed hereby certify that, to the best of their knowledge on the date this report was created, Irving Independent School District is in compliance with the provision of Government Code 2256 and with the stated policies and strategies of Irving Independent School District.

  
 \_\_\_\_\_  
 Fernando Natividad  
 Chief Financial Officer

  
 \_\_\_\_\_  
 Mahdia Lalee  
 Director of Business Operations

  
 \_\_\_\_\_  
 MiEisha Runnels  
 Accounting Supervisor

TO: Fernando Natividad, Chief Financial Officer

FROM: Mahdia Lalee, Director of Business Operations

RE: Investment Report for Quarter and Fiscal Year Ended August 31, 2024

On August 31, 2024 the district held \$516,298,195 within the following investments and the percentage to the total portfolio.

	AS OF 08/31/2024		AS OF 05/31/2024		QUARTERLY CHANGE	
Certificates of Deposit	10,000,000	1.94%	10,000,000	1.77%	-	0.00%
Local Government Investment Pools	492,587,477	95.41%	542,987,930	95.84%	(50,400,453)	-9.28%
US Agencies	1,500,000	0.29%	1,500,000	0.26%	-	0.00%
Money Market Account	12,210,717	2.37%	12,063,888	2.13%	146,829	1.22%
<b>Total</b>	<b>516,298,195</b>		<b>566,551,818</b>		<b>(50,253,624)</b>	<b>-8.87%</b>
	AS OF 05/31/2024		AS OF 02/29/2024		QUARTERLY CHANGE	
Certificates of Deposit	10,000,000	1.77%	10,000,000	1.63%	-	0.00%
Local Government Investment Pools	542,987,930	95.84%	584,116,172	95.36%	(41,128,241)	-7.04%
US Agencies	1,500,000	0.26%	6,500,000	1.06%	(5,000,000)	-76.92%
Money Market Account	12,063,888	2.13%	11,917,611	1.95%	146,277	1.23%
<b>Total</b>	<b>566,551,818</b>		<b>612,533,783</b>		<b>(45,981,964)</b>	<b>-7.51%</b>
	AS OF 02/29/2024		AS OF 11/30/2023		QUARTERLY CHANGE	
Certificates of Deposit	10,000,000	1.63%	15,000,000	2.96%	(5,000,000)	-33.33%
Local Government Investment Pools	584,116,172	95.36%	464,907,252	91.88%	119,208,919	25.64%
US Agencies	6,500,000	1.06%	11,773,531	2.33%	(5,273,531)	-44.79%
Money Market Account	11,917,611	1.95%	14,305,000	2.83%	(2,387,389)	-16.69%
<b>Total</b>	<b>612,533,783</b>		<b>505,985,784</b>		<b>106,547,999</b>	<b>21.06%</b>
	AS OF 11/30/2023		AS OF 08/31/2023		QUARTERLY CHANGE	
Certificates of Deposit	15,000,000	2.96%	15,000,000	2.83%	-	0.00%
Local Government Investment Pools	464,907,252	91.88%	480,538,213	90.68%	(15,630,961)	-3.25%
US Agencies	11,773,531	2.33%	12,805,000	2.42%	(1,031,469)	-8.06%
Money Market Account	14,305,000	2.83%	21,613,106	4.08%	(7,308,106)	-33.81%
<b>Total</b>	<b>505,985,784</b>		<b>529,956,319</b>		<b>(23,970,535)</b>	<b>-4.52%</b>
	AS OF 08/31/2024		AS OF 08/31/2023		YEARLY CHANGE	
Certificates of Deposit	10,000,000	1.94%	15,000,000	2.83%	(5,000,000)	-33.33%
Local Government Investment Pools	492,587,477	95.41%	480,538,213	90.68%	12,049,264	2.51%
US Agencies	1,500,000	0.29%	12,805,000	2.42%	(11,305,000)	-88.29%
Money Market Account	12,210,717	2.37%	21,613,106	4.08%	(9,402,388)	-43.50%
<b>Total</b>	<b>516,298,195</b>		<b>529,956,319</b>		<b>(13,658,124)</b>	<b>-2.58%</b>

The following investments reflect the weighted average maturity (WAM) for the previous quarters indicated below.

Quarter Ended	Certificates of Deposit	Local Government Investment Pools	Money Market Acct	US Agency	Average WAM
AUG 2024	1.26	0.954	0.02	1.12	3.36
May 2024	2.77	0.958	0.02	1.27	5.02
FEB 2024	4.07	0.954	0.02	1.51	6.55
NOV 2023	1.79	0.92	0.02	9.99	12.72
AUG 2023	4.31	0.91	0.04	3.61	8.87

**DAYS TO MATURITY**

Quarter Ended	Certificates of Deposit	Local Government Investment Pools	Money Market Acct	US Agency
AUG 2024	65	1	1	387
MAY 2024	157	1	1	479
FEB 2024	249	1	1	143
NOV 2023	60	1	1	353
AUG 2023	152	1	1	149

Overall, the weighted average yield to maturity at cost for the district's portfolio is as follows:

Quarter Ended	Certificates of Deposit	Local Government Investment Pools	Money Market Acct	US Agency	Total
AUG 2024	5.100	5.426	4.922	5.020	5.406
MAY 2024	5.100	5.436	4.960	5.020	5.419
FEB 2024	5.100	5.527	5.001	1.428	5.466
NOV 2023	4.832	5.577	4.893	2.684	5.457
AUG 2023	4.832	5.349	3.892	0.267	5.152

The following table is agency balances per period indicated by fund

Quarter Ended	Fund 199	Fund 599	Fund 671	Fund 674	Total
AUG 2024	1,500,000	-	-	-	1,500,000
MAY 2024	1,500,000	-	-	-	1,500,000
FEB 2024	6,500,000	-	-	-	6,500,000
NOV 2023	14,305,000	-	-	-	14,305,000
AUG 2023	12,805,000	-	-	-	12,805,000

For the quarter ended August 31, 2024 the following data provides a comparison to prior year by fund and by security type. The change from the prior year was a **2.58% decrease** in the amount of \$13,658,124 the change from the prior quarter was a **8.87% decrease** in the amount of \$50,253,624

**August 2024**

Fund	Money Market Account	Certificates of Deposit	Local Government Investment Pools	US Agencies	Total
199	12,210,717	10,000,000	87,157,997	1,500,000	110,868,714
240			30,935,889		30,935,889
599			3,032,983		3,032,983
679			369,131,323		369,131,323
681					-
682					-
687					-
771			2,329,287		2,329,287
<b>Total</b>	<b>12,210,717</b>	<b>10,000,000</b>	<b>492,587,477</b>	<b>1,500,000</b>	<b>516,298,195</b>
<b>% to Total</b>	<b>2.37%</b>	<b>1.94%</b>	<b>95.41%</b>	<b>0.29%</b>	

**August 2023**

Fund	Money Market Account	Certificates of Deposit	Local Government Investment Pools	US Agencies	Total
199	21,613,106	15,000,000	96,381,054	12,805,000	145,799,159
240			29,281,786		29,281,786
599			3,276,285		3,276,285
679			349,394,345		349,394,345
681					-
682					-
687					-
771			2,204,743		2,204,743
<b>Total</b>	<b>21,219,300</b>	<b>15,000,000</b>	<b>203,474,785</b>	<b>22,805,000</b>	<b>529,956,319</b>
<b>% to Total</b>	<b>4.00%</b>	<b>2.83%</b>	<b>38.39%</b>	<b>4.30%</b>	

**YEARLY CHANGE**

Fund	Money Market Account	Certificates of Deposit	Local Government Investment Pools	US Agencies	Total
199	(9,402,388)	(5,000,000)	(9,223,057)	(11,305,000)	(34,930,446)
240	-	-	1,654,102	-	1,654,102
599	-	-	(243,302)	-	(243,302)
679	-	-	19,736,977	-	19,736,977
681	-	-	-	-	-
682	-	-	-	-	-
687	-	-	-	-	-
771	-	-	124,544	-	124,544
<b>Total</b>	<b>(9,402,388)</b>	<b>(5,000,000)</b>	<b>12,049,264</b>	<b>(11,305,000)</b>	<b>(13,658,124)</b>
<b>% to Total</b>	<b>68.84%</b>	<b>36.61%</b>	<b>-88.22%</b>	<b>82.77%</b>	

**YEARLY CHANGE**

Fund	Money Market Account	Certificates of Deposit	Local Government Investment Pools	US Agencies	Total
199	-43.50%	-33.33%	-9.57%	-88.29%	-23.96%
240	0.00%	0.00%	5.65%	0.00%	5.65%
599	0.00%	0.00%	-7.43%	0.00%	-7.43%
679	0.00%	0.00%	5.65%	0.00%	5.65%
681	0.00%	0.00%	0.00%	0.00%	0.00%
682	0.00%	0.00%	0.00%	0.00%	0.00%
687	0.00%	0.00%	0.00%	0.00%	0.00%
771	0.00%	0.00%	5.65%	0.00%	5.65%
<b>Total</b>	<b>-44.31%</b>	<b>-33.33%</b>	<b>5.92%</b>	<b>-49.57%</b>	<b>-2.58%</b>

**August 2024**

Fund	Money Market Account	Certificates of Deposit	Local Government Investment Pools	US Agencies	Total
199	12,210,717	10,000,000	87,157,997	1,500,000	110,868,714
240			30,935,889		30,935,889
599			3,032,983		3,032,983

679			369,131,323		369,131,323
681					-
682					-
687					-
771			2,329,287		2,329,287
<b>Total</b>	<b>12,210,717</b>	<b>10,000,000</b>	<b>492,587,477</b>	<b>1,500,000</b>	<b>516,298,195</b>
<b>% to Total</b>	<b>2.37%</b>	<b>1.94%</b>	<b>95.41%</b>	<b>0.29%</b>	

**May 2024**

Fund	Money Market Account	Certificates of Deposit	Local Government Investment Pools	US Agencies	Total
199	12,063,888	10,000,000	142,640,107	1,500,000	166,203,995
240			30,516,131		30,516,131
599			3,411,297		3,411,297
679			364,122,714		364,122,714
681					-
682					-
687					-
771			2,297,681		2,297,681
<b>Total</b>	<b>12,063,888</b>	<b>10,000,000</b>	<b>542,987,930</b>	<b>1,500,000</b>	<b>566,551,818</b>
<b>% to Total</b>	<b>2.34%</b>	<b>1.94%</b>	<b>105.17%</b>	<b>0.29%</b>	

**QUARTERLY CHANGE**

Fund	Money Market Account	Certificates of Deposit	Local Government Investment Pools	US Agencies	Total
199	146,829	-	(55,482,111)	-	(55,335,281)
240	-	-	419,758	-	419,758
599	-	-	(378,314)	-	(378,314)
679	-	-	5,008,609	-	5,008,609
681	-	-	-	-	-
682	-	-	-	-	-
687	-	-	-	-	-
771	-	-	31,605	-	31,605
<b>Total</b>	<b>146,829</b>	<b>-</b>	<b>(50,400,453)</b>	<b>-</b>	<b>(50,253,624)</b>
<b>% to Total</b>	<b>-0.29%</b>	<b>0.00%</b>	<b>100.29%</b>	<b>0.00%</b>	

**QUARTERLY CHANGE**

Fund	Money Market Account	Certificates of Deposit	Local Government Investment Pools	US Agencies	Total
199	1.22%	0.00%	-38.90%	0.00%	-33.29%
240	0.00%	0.00%	1.38%	0.00%	1.38%
599	0.00%	0.00%	-11.09%	0.00%	-11.09%
679	0.00%	0.00%	1.38%	0.00%	1.38%
681	0.00%	0.00%	0.00%	0.00%	0.00%
682	0.00%	0.00%	0.00%	0.00%	0.00%
687	0.00%	0.00%	0.00%	0.00%	0.00%
771	0.00%	0.00%	1.38%	0.00%	1.38%
<b>Total</b>	<b>1.22%</b>	<b>0.00%</b>	<b>-9.28%</b>	<b>0.00%</b>	<b>-8.87%</b>

The following tables are interest earned, amount changes and percentage changes from the prior year for the periods indicated.

		Month	Month	Month	Quarter	Quarter	Quarter	Fiscal YTD
	Fund	JUN 2024	JUL 2024	AUG 2024	SEP - NOV 2023	DEC - FEB 2024	MAR - MAY 2024	SEP 2023- AUG 2024
Local Maintenance	199	647,216	616,048	516,582	1,327,432	2,350,012	2,414,543	7,871,832
Federal Programs	240	136,047	141,742	141,969	408,232	411,683	414,429	1,654,102
Interest & Sinking	599	15,123	17,261	16,604	45,139	45,584	46,039	185,750
Capital Projects	600s	1,623,331	1,691,284	1,693,994	4,871,085	4,912,263	4,945,021	19,736,977
Internal Service	771	10,244	10,672	10,689	30,737	30,997	31,204	124,544
<b>Total</b>		<b>2,431,961</b>	<b>2,477,008</b>	<b>2,379,837</b>	<b>6,682,626</b>	<b>7,750,539</b>	<b>7,851,235</b>	<b>29,573,206</b>

		Month	Month	Month	Quarter	Quarter	Quarter	Fiscal YTD
	Fund	JUN 2023	JUL 2023	AUG 2023	SEP - NOV 2022	DEC - FEB 2023	MAR - MAY 2023	SEP 2022- AUG 2023
Local Maintenance	199	585,370	589,725	556,370	555,192	1,662,008	2,053,235	6,001,900
Federal Programs	240	125,324	131,485	135,832	227,881	317,685	364,069	1,302,277
Interest & Sinking	599	39,596	41,530	24,011	67,612	105,653	115,001	393,403
Capital Projects	600s			1,204,345	0	0	0	1,204,345
Internal Service	771	9,436	9,900	10,227	17,158	23,920	27,412	98,054
<b>Total</b>		<b>759,726</b>	<b>772,640</b>	<b>1,930,786</b>	<b>867,843</b>	<b>2,109,267</b>	<b>2,559,717</b>	<b>8,999,979</b>

From Prior Year								
		Month	Month	Month	1st Quarter	2nd Quarter	3rd Quarter	Fiscal YTD
	Fund	Change	Change	Change	Change	Change	Change	Change
Local Maintenance	199	61,846	26,323	(39,788)	772,240	688,003	361,308	1,869,932
Federal Programs	240	10,723	10,256	6,137	180,351	93,998	50,360	351,826
Interest & Sinking	599	(24,474)	(24,269)	(7,407)	(22,473)	(60,069)	(68,962)	(207,653)
Capital Projects	600s	1,623,331	1,691,284	489,648	4,871,085	4,912,263	4,945,021	18,532,632
Internal Service	771	807	772	462	13,579	7,078	3,792	26,490
<b>Total</b>		<b>1,672,235</b>	<b>1,704,367</b>	<b>449,052</b>	<b>5,814,783</b>	<b>5,641,272</b>	<b>5,291,519</b>	<b>20,573,227</b>

From Prior Year								
		Month	Month	Month	1st Quarter	2nd Quarter	3rd Quarter	Fiscal YTD
	Fund	Change	Change	Change	Change	Change	Change	Change
Local Maintenance	199	11%	4%	-7%	139%	41%	18%	31%
Federal Programs	240	9%	8%	5%	79%	30%	14%	27%
Interest & Sinking	599	-62%	-58%	-31%	-33%	-57%	-60%	-53%
Capital Projects	600s	#DIV/0!	#DIV/0!	41%	#DIV/0!	#DIV/0!	#DIV/0!	1539%
Internal Service	771	9%	8%	5%	79%	30%	14%	27%
<b>Total</b>		<b>220%</b>	<b>221%</b>	<b>23%</b>	<b>670%</b>	<b>267%</b>	<b>207%</b>	<b>229%</b>

The following table is accrued interest as indicated for the quarter ended February 29, 2024

Description	CUSIP	Settlement Date	YTM @ Cost	Book Value	Ending Market Value	Maturity Date	Accrued Interest
FHLMC 0.375% 09/23/25	3137EAEX3	09/21/23	5.0200	1,500,000	1,439,374	09/23/25	1,406
Dallas Capital Bank CD	BK CD	02/05/24	5.1000	10,000,000	10,000,000	11/05/24	127,151
<b>Total</b>				<b>11,500,000</b>	<b>11,439,374</b>		<b>128,557</b>

Over the current month and previous twelve months, the interest earned is as follows:

Month	Local Maintenance	Federal Programs	Interest & Sinking	Capital Projects	Internal Service	Total	Quarter-To-Date	Fiscal Year-To-Date
AUG 2024	516,582	141,969	16,604	1,693,994	10,689	2,379,837	7,288,806	29,573,206
JUL 2024	616,048	141,742	17,261	1,691,284	10,672	2,477,008		
JUN 2024	647,216	136,047	15,123	1,623,331	10,244	2,431,961		
MAY 2024	730,995	139,941	15,552	1,669,793	10,537	2,566,818	7,851,235	7,851,235
APR 2024	786,202	134,847	14,988	1,609,015	10,153	2,555,205		
MAR 2024	897,345	139,641	15,498	1,666,213	10,514	2,729,212		
FEB 2024	997,009	130,506	14,475	1,557,215	9,826	2,709,032	7,750,539	7,750,539
JAN 2024	808,954	140,283	15,529	1,673,878	10,562	2,649,207		
DEC 2023	544,048	140,894	15,580	1,681,169	10,609	2,392,300		
NOV 2023	397,523	135,985	15,028	1,622,593	10,239	2,181,367	6,682,626	6,682,626
OCT 2023	467,416	139,084	15,373	1,659,568	10,472	2,291,912		
SEP 2023	462,493	133,163	14,738	1,588,924	10,026	2,209,346		
AUG 2023	556,370	135,832	24,011	1,204,345	10,227	1,930,786	1,930,786	1,930,786

The average monthly rates as per each local government investment pool have shown fluctuations during the periods indicated.

Month	LOGIC	LoneStar	TexasClass	TexPool	TexStar
AUG 2024	5.378	5.320	5.431	5.298	5.294
JUL 2024	5.403	5.330	5.448	5.317	5.313
JUN 2024	5.411	5.330	5.428	5.312	5.313
MAY 2024	5.420	5.320	5.427	5.316	5.307
APR 2024	5.454	5.330	5.428	5.314	5.305
MAR 2024	5.473	5.330	5.465	5.316	5.298
FEB 2024	5.481	5.330	5.484	5.325	5.303
JAN 2024	5.510	5.340	5.540	5.345	5.320
DEC 2023	5.541	5.350	5.574	5.369	5.337
NOV 2023	5.559	5.350	5.585	5.613	5.330
OCT 2023	5.543	5.320	5.555	5.586	5.323
SEP 2023	5.516	5.320	5.521	5.551	5.310
AUG 2023	5.472	5.300	5.475	5.305	5.297

Overall, the weighted average yield to maturity at cost for the district's portfolio is as follows:

Quarter Ended	Certificates of Deposit	Local Government Investment Pools	Money Market Acct	US Agency	Total
AUG 2024	5.100	5.426	4.922	5.020	5.406
MAY 2024	5.100	5.436	4.960	5.020	5.419
FEB 2024	5.100	5.527	5.001	1.428	5.466
NOV 2023	4.832	5.577	4.893	2.684	5.457
AUG 2023	4.832	5.349	3.892	0.267	5.152

Historically, the ending portfolio balances per type is as follows:

Month	Certificates of Deposit	Local Government Investment Pools	Money Market Acct	US Agency	Total
AUG 2024	10,000,000	492,587,477	12,210,717	1,500,000	516,298,195
MAY 2024	10,000,000	542,987,930	12,063,888	1,500,000	566,551,818
FEB 2024	10,000,000	584,116,172	11,917,611	6,500,000	612,533,783
NOV 2023	15,000,000	464,907,252	11,773,531	14,305,000	505,985,784
AUG 2023	15,000,000	480,538,213	21,613,106	12,805,000	529,956,319

Irving Independent School District  
Investment Report - by Fund  
For the Quarter Ended in August 31, 2024

Description	CUSIP	Settlement Date	YTM@ Cost	Face Amt/ Shares	Market Price	Market Value	Cost Value	Book Value	Maturity Date	Days To Maturity	% of Portfolio
<b>199 - General Operating</b>											
FHLMC 0.375% 09/23/25	3137EAEX3	9/21/23	5.020	1,500,000.00	100	1,439,374.43	1,500,000.00	1,500,000.00	9/23/25	387	0.29%
Dallas Capital Bank CD	BK CD	2/5/24	5.100	10,000,000.00	100	10,000,000.00	10,000,000.00	10,000,000.00	11/5/24	65	1.94%
Prosperity Bank MMA	MMA	8/22/18	3.030	1,210,928.54	100	1,210,928.54	1,210,928.54	1,210,928.54	9/1/24	1	0.23%
Landing Rock MMA	MMA	12/11/20	5.130	10,999,788.63	100	10,999,788.63	10,999,788.63	10,999,788.63	9/1/24	1	2.13%
LOGIC	LGIP	12/3/10	5.378	9,452,372.74	100	9,452,372.74	9,452,372.74	9,452,372.74	9/1/24	1	1.83%
Lone Star	LGIP	8/31/08	5.320	6,038,910.64	100	6,038,910.64	6,038,910.64	6,038,910.64	9/1/24	1	1.17%
TexasCLASS	LGIP	8/31/08	5.431	60,652,342.86	100	60,652,342.86	60,652,342.86	60,652,342.86	9/1/24	1	11.75%
TexPool	LGIP	3/13/20	5.298	1,132,584.17	100	1,132,584.17	1,132,584.17	1,132,584.17	9/1/24	1	0.22%
TexSTAR	LGIP	8/31/08	5.294	9,881,786.09	100	9,881,786.09	9,881,786.09	9,881,786.09	9/1/24	1	1.91%
<b>Sub Total / Average</b>			<b>5.316</b>	<b>110,868,713.67</b>	<b>100</b>	<b>110,808,088.10</b>	<b>110,868,713.67</b>	<b>110,868,713.67</b>		<b>12</b>	<b>21.47%</b>
<b>240 - Food Service</b>											
TexasCLASS	LGIP	8/31/08	5.431	30,935,888.55	100	30,935,888.55	30,935,888.55	30,935,888.55	9/1/24	1	5.99%
<b>Sub Total / Average</b>			<b>5.431</b>	<b>30,935,888.55</b>	<b>100</b>	<b>30,935,888.55</b>	<b>30,935,888.55</b>	<b>30,935,888.55</b>		<b>1</b>	<b>5.99%</b>
<b>599 - Debt Service</b>											
Lone Star	LGIP	8/31/08	5.320	953,544.77	100	953,544.77	953,544.77	953,544.77	9/1/24	1	0.18%
TexasCLASS	LGIP	8/13/09	5.431	2,079,438.44	100	2,079,438.44	2,079,438.44	2,079,438.44	9/1/24	1	0.40%
<b>Sub Total / Average</b>			<b>5.396</b>	<b>3,032,983.21</b>	<b>100</b>	<b>3,032,983.21</b>	<b>3,032,983.21</b>	<b>3,032,983.21</b>		<b>1</b>	<b>0.59%</b>
<b>540 - Capital Projects</b>											
TexasCLASS	LGIP	8/9/23	5.431	369,131,322.56	100	369,131,322.56	369,131,322.56	369,131,322.56	9/1/24	1	71.50%
<b>Sub Total / Average</b>			<b>5.431</b>	<b>369,131,322.56</b>	<b>100</b>	<b>369,131,322.56</b>	<b>369,131,322.56</b>	<b>369,131,322.56</b>		<b>1</b>	<b>71.50%</b>
<b>771 - Workers' Comp</b>											
TexasCLASS	LGIP	8/31/08	5.431	2,329,286.64	100	2,329,286.64	2,329,286.64	2,329,286.64	9/1/24	1	0.45%
<b>Sub Total / Average</b>			<b>5.431</b>	<b>2,329,286.64</b>	<b>100</b>	<b>2,329,286.64</b>	<b>2,329,286.64</b>	<b>2,329,286.64</b>		<b>1</b>	<b>0.45%</b>
<b>Total / Average</b>			<b>5.406</b>	<b>516,298,194.63</b>	<b>100</b>	<b>516,237,569.06</b>	<b>516,298,194.63</b>	<b>516,298,194.63</b>		<b>3</b>	<b>100.00%</b>

225

Irving Independent School District  
Investment Report - YTM@Cost by Investment Category  
For the Quarter Ended in August 31, 2024

Description	CUSIP	Settlement Date	YTM@ Cost	Face Amt/ Shares	Market Price	Market Value	Cost Value	Book Value	Maturity Date	Days To Maturity	% of Portfolio
<b>U.S. Agencies</b>											
FHLMC 0.375% 09/23/25	3137EAEX3	9/21/23	5.020	1,500,000.00	100	1,439,374.43	1,500,000.00	1,500,000.00	9/23/25	387	0.29%
<b>Sub Total / Average</b>			<b>5.020</b>	<b>1,500,000.00</b>	<b>100</b>	<b>1,439,374.43</b>	<b>1,500,000.00</b>	<b>1,500,000.00</b>		<b>387</b>	<b>0.29%</b>
<b>Bank Money Market Account</b>											
Prosperity Bank MMA	MMA	8/22/18	3.030	1,210,928.54	100	1,210,928.54	1,210,928.54	1,210,928.54	9/1/24	1	0.23%
Landing Rock MMA	MMA	12/11/20	5.130	10,999,788.63	100	10,999,788.63	10,999,788.63	10,999,788.63	9/1/24	1	2.13%
<b>Sub Total / Average</b>			<b>4.922</b>	<b>12,210,717.17</b>	<b>100</b>	<b>12,210,717.17</b>	<b>12,210,717.17</b>	<b>12,210,717.17</b>		<b>1</b>	<b>2.37%</b>
<b>Certificates of Deposit</b>											
Dallas Capital Bank CD	BK CD	2/5/24	5.100	10,000,000.00	100	10,000,000.00	10,000,000.00	10,000,000.00	11/5/24	65	1.94%
<b>Sub Total / Average</b>			<b>5.100</b>	<b>10,000,000.00</b>	<b>100</b>	<b>10,000,000.00</b>	<b>10,000,000.00</b>	<b>10,000,000.00</b>		<b>65</b>	<b>1.94%</b>
<b>Local Government Investment Pools (LGIP)</b>											
LOGIC	LGIP	12/3/10	5.378	9,452,372.74	100	9,452,372.74	9,452,372.74	9,452,372.74	9/1/24	1	1.83%
Lone Star	LGIP	8/31/08	5.320	6,038,910.64	100	6,038,910.64	6,038,910.64	6,038,910.64	9/1/24	1	1.17%
TexasCLASS	LGIP	8/31/08	5.431	60,652,342.86	100	60,652,342.86	60,652,342.86	60,652,342.86	9/1/24	1	11.75%
TexPool	LGIP	3/13/20	5.298	1,132,584.17	100	1,132,584.17	1,132,584.17	1,132,584.17	9/1/24	1	0.22%
TexSTAR	LGIP	8/31/08	5.294	9,881,786.09	100	9,881,786.09	9,881,786.09	9,881,786.09	9/1/24	1	1.91%
TexasCLASS	LGIP	8/31/08	5.431	30,935,888.55	100	30,935,888.55	30,935,888.55	30,935,888.55	9/1/24	1	5.99%
Lone Star	LGIP	8/31/08	5.320	953,544.77	100	953,544.77	953,544.77	953,544.77	9/1/24	1	0.18%
TexasCLASS	LGIP	8/13/09	5.431	2,079,438.44	100	2,079,438.44	2,079,438.44	2,079,438.44	9/1/24	1	0.40%
TexasCLASS	LGIP	8/9/23	5.431	369,131,322.56	100	369,131,322.56	369,131,322.56	369,131,322.56	9/1/24	1	71.50%
TexasCLASS	LGIP	8/31/08	5.431	2,329,286.64	100	2,329,286.64	2,329,286.64	2,329,286.64	9/1/24	1	0.45%
<b>Sub Total / Average</b>			<b>5.426</b>	<b>492,587,477.46</b>	<b>100</b>	<b>492,587,477.46</b>	<b>492,587,477.46</b>	<b>492,587,477.46</b>		<b>1</b>	<b>95.41%</b>
<b>Total / Average</b>			<b>5.406</b>	<b>516,298,194.63</b>	<b>100</b>	<b>516,237,569.06</b>	<b>516,298,194.63</b>	<b>516,298,194.63</b>		<b>3</b>	<b>100.00%</b>

Irving Independent School District  
Investment Report - by Fund and Transactions  
For the Quarter Ended in August 31, 2024

Description	CUSIP	Settlement Date	Maturity Date	Beginning Face Amt/ Shares	Increase Holdings	Buy		Sell		Ending Face Amt/ Shares	Interest	Beg Mkt Accr Int	End Mkt Accr Int	Diff In Accr Int	Int Earned During Period-BY
						Accrued Interest	Decrease Holdings	Accrued Interest	Decrease Holdings						
<b>199 - General Operating</b>															
FHLMC 0.375% 09/23/25	3137EAEX3	9/21/23	9/23/25	1,500,000.00	0.00	0.00	0.00	0.00	0.00	1,500,000.00	0.00	1,062.50	2,468.75	1,406.25	645.83
Dallas Capital Bank CD	BK CD	2/5/24	11/5/24	10,000,000.00	0.00	0.00	0.00	0.00	0.00	10,000,000.00	0.00	162,082.19	289,232.88	127,150.68	127,150.68
Prosperity Bank MMA	MMA	8/22/18	12/1/23	1,201,842.67	9,085.87	0.00	0.00	0.00	0.00	1,210,928.54	9,085.87	0.00	0.00	0.00	0.00
Landing Rock MMA	MMA	12/11/20	12/1/23	10,862,045.20	137,743.43	0.00	0.00	0.00	0.00	10,999,788.63	137,743.43	0.00	0.00	0.00	0.00
LOGIC	LGIP	12/9/10	12/1/23	9,324,961.53	127,411.21	0.00	0.00	0.00	0.00	9,452,372.74	127,411.21	0.00	0.00	0.00	0.00
Lone Star	LGIP	8/31/08	12/1/23	5,958,781.82	80,128.82	0.00	0.00	0.00	0.00	6,038,910.64	80,128.82	0.00	0.00	0.00	0.00
TexasCLASS	LGIP	8/31/08	12/1/23	116,488,003.07	79,983,640.52	0.00	135,819,300.73	0.00	0.00	60,652,342.86	1,278,060.71	0.00	0.00	0.00	0.00
TexPool	LGIP	3/13/20	12/1/23	1,117,562.71	15,021.46	0.00	0.00	0.00	0.00	1,132,584.17	15,021.46	0.00	0.00	0.00	0.00
TexSTAR	LGIP	8/31/08	12/1/23	9,750,797.92	130,988.17	0.00	0.00	0.00	0.00	9,881,786.09	130,988.17	0.00	0.00	0.00	0.00
<b>Sub Total / Average</b>				<b>166,209,994.92</b>	<b>80,484,019.48</b>	<b>0.00</b>	<b>135,819,300.73</b>	<b>0.00</b>	<b>0.00</b>	<b>110,868,713.67</b>	<b>1,778,488.67</b>	<b>163,144.69</b>	<b>291,701.63</b>	<b>128,556.93</b>	<b>127,796.51</b>
<b>240 - Food Service</b>															
TexasCLASS	LGIP	8/31/08	12/1/23	30,516,130.72	419,757.83	0.00	0.00	0.00	0.00	30,935,888.55	419,757.83	0.00	0.00	0.00	0.00
<b>Sub Total / Average</b>				<b>30,516,130.72</b>	<b>419,757.83</b>	<b>0.00</b>	<b>0.00</b>	<b>0.00</b>	<b>0.00</b>	<b>30,935,888.55</b>	<b>419,757.83</b>	<b>0.00</b>	<b>0.00</b>	<b>0.00</b>	<b>0.00</b>
<b>599 - Debt Service</b>															
Lone Star	LGIP	8/31/08	12/1/23	940,892.42	12,652.35	0.00	0.00	0.00	0.00	953,544.77	12,652.35	0.00	0.00	0.00	0.00
TexasCLASS	LGIP	8/13/09	12/1/23	2,470,404.89	1,178,339.56	0.00	1,564,306.01	0.00	0.00	2,079,438.44	36,335.56	0.00	0.00	0.00	0.00
<b>Sub Total / Average</b>				<b>3,411,297.31</b>	<b>1,190,991.91</b>	<b>0.00</b>	<b>1,564,306.01</b>	<b>0.00</b>	<b>0.00</b>	<b>3,032,983.21</b>	<b>48,987.91</b>	<b>0.00</b>	<b>0.00</b>	<b>0.00</b>	<b>0.00</b>
<b>640 - Capital Projects</b>															
TexasCLASS	LGIP	8/9/23	12/1/23	364,122,713.96	5,008,608.60	0.00	0.00	0.00	0.00	369,131,322.56	5,008,608.60	0.00	0.00	0.00	0.00
<b>Sub Total / Average</b>				<b>364,122,713.96</b>	<b>5,008,608.60</b>	<b>0.00</b>	<b>0.00</b>	<b>0.00</b>	<b>0.00</b>	<b>369,131,322.56</b>	<b>5,008,608.60</b>	<b>0.00</b>	<b>0.00</b>	<b>0.00</b>	<b>0.00</b>
<b>771 - Workers' Comp</b>															
TexasCLASS	LGIP	8/31/08	12/1/23	2,297,681.39	31,605.25	0.00	0.00	0.00	0.00	2,329,286.64	31,605.25	0.00	0.00	0.00	0.00
<b>Sub Total / Average</b>				<b>2,297,681.39</b>	<b>31,605.25</b>	<b>0.00</b>	<b>0.00</b>	<b>0.00</b>	<b>0.00</b>	<b>2,329,286.64</b>	<b>31,605.25</b>	<b>0.00</b>	<b>0.00</b>	<b>0.00</b>	<b>0.00</b>
<b>Total / Average</b>				<b>566,551,818.30</b>	<b>87,129,983.07</b>	<b>0.00</b>	<b>137,383,606.74</b>	<b>0.00</b>	<b>0.00</b>	<b>516,298,194.63</b>	<b>7,287,989.26</b>	<b>163,144.69</b>	<b>291,701.63</b>	<b>128,556.93</b>	<b>127,796.51</b>

## **REPORT FROM FACILITIES & SCHOOL SUPPORT SERVICES**

### **Facilities and Operations Department**

A total of 2684 work orders have been completed from September 1, 2024, through September 30, 2024.

#### **Document Services** – Print Shop - *Laserfiche* – *Project Requests* - *Work Orders*

We received numerous requests to pull HR archival records (to pull and scan files to the Employee Records Repository).

#### ***Forms Management – Requests and Change Orders***

#### **Laserfiche Project and Work Order:**

The Project Pass form required numerous updates to ensure we are in compliance with the McKinney Vento Act requirements. This requires the director's signature on the Student Residency Questionnaire (SRQ). This required a new Laserfiche workflow to be created so that the SRQ is electronically signed/stamped with the director's signature before proceeding on through the process. The new electronic form for the project pass team is in production and has been used for the last few weeks. It has drastically cut down on the amount of time it takes to perform the intake on the students and notify the campuses and food services so that the students are receiving services as quickly as possible.

We developed and put into production a new security footage request form for those who need to request footage from any of the security cameras across the district. This gives them the ability to go through an approval process to ensure they are authorized to either view or download the security video. The security department can then download and retain the video for the proper retention period as well as make it available for viewing, or response to a subpoena or public information request.

We are working to finalize the travel and expense form that will replace the paper-based travel and expense process that is currently in use. This will give us the ability to more accurately and electronically and quickly fill out travel and expense forms and have them routed to the correct team within the finance department where they can be approved or updated and then get our employees paid quicker when they have expenses that need to be reimbursed.

#### **GovQA - Public Information & Subpoenas**

In September:

For the 2024-2025 school year:

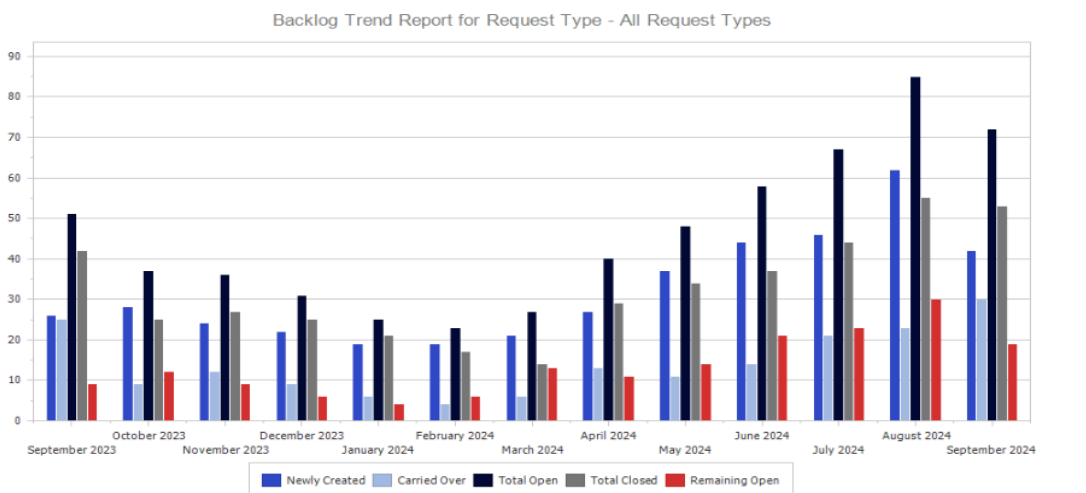
**Period Summary**

Reporting Period: 9/1/2024 - 9/30/2024  
 Request Type: All Request Types  
 Department: All Departments  
 Group: All Groups  
 Run Date: 10/07/2024 7:36 AM



**Backlog Trend Report**

Create Date: 9/1/2023 - 9/30/2024  
 Report On: Request Type - All Request Types  
 Group Time Frame: Month  
 Filter: Assigned Department - All Assigned Departments  
 Run Date: 10/7/2024 7:38 AM

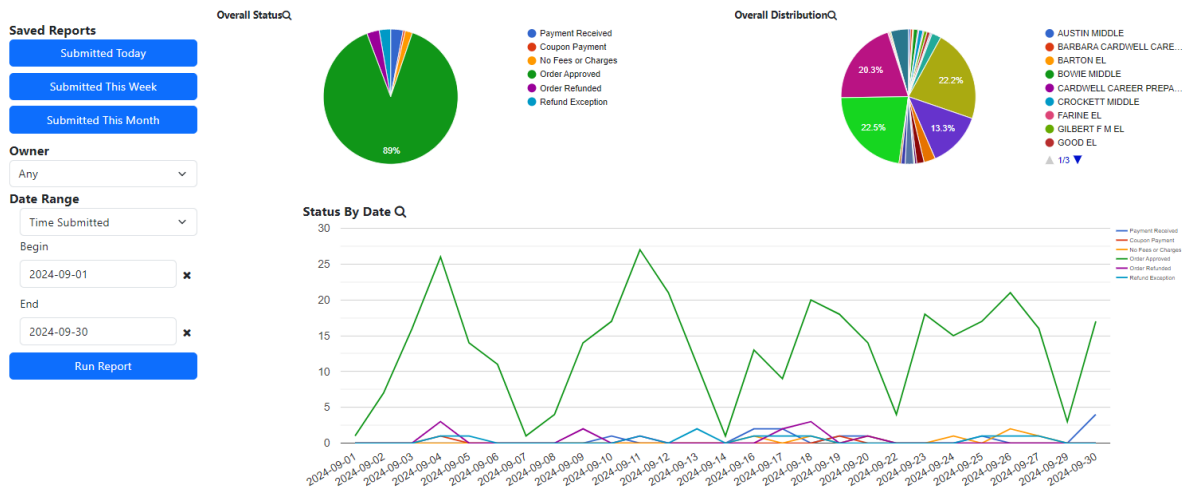


## ScribOrder - Student Record Requests

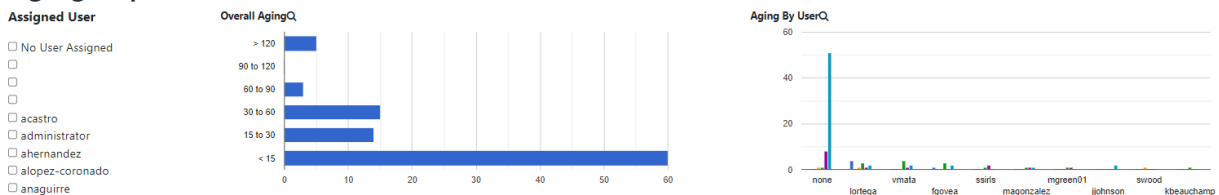
In September, 537 student records requests were received. The following is our total transaction amount for the month of July.

Total CC Transaction Amount	\$3,924
Scribbles Handling	\$2,112
ScribTransfer Subscription	\$50.00
Credit Card Fees	\$298
Total Client Amount	\$1762

### Order Data Charts



### Aging Report



## Print Shop - Orders

We received and processed 337 print requests for September; 101,950 B/W & 117,634 Color pages printed. Total billed out (JV) \$33, 771 for print services. This is a new record high for the print shop.

## Mail Center – Pieces and Postage

In September, we processed 5,821 pieces of mail for US Postage at a cost of \$4,145. We processed 2 packages for \$13.20. We continue to process interoffice mail daily.

## SchoolDude – Document and Record Management Work Orders

In September, we received 432 total requests.



**Maintenance** – The Maintenance Department completed 856 work orders. The department maintains critical infrastructure in the following areas: Bond Replacement Systems, Electrical, HVAC, Plumbing, Preventive Maintenance, Fire Safety Equipment, Kitchen Equipment, Elevators, Public Address Systems, Carpentry, Roofing, Painting, Energy Management and Locks and Keys.

**The Grounds Section & Regulatory Compliance, IPM and Safety** –The Grounds Department completed 615 work orders. The department maintains outside grounds of district facilities, athletic fields, 191-vehicle maintenance fleet, landscaping equipment, pest, asbestos, and safety.

**Operations** – The Custodial Department completed 534 work orders. The work performed in our department could range from moving furniture, disinfecting, light maintenance, or any other needs at the campus level.

**Warehouse** – Routine Custodial, Food Service, Health Services, and Maintenance Orders processed in September total 1076 orders posted in MUNIS and School Dude.

- average delivery time in one week.
- For Delivery, Warehouse, and Surplus Crafts the warehouse completed 164 School Dude work orders. For Internal Delivery and Records Management Crafts the warehouse completed 457 School Dude work orders. The warehouse completed 455 MUNIS pick tickets. Total completed work orders and pick tickets for September are 1076.

The Surplus Warehouse processed Three auctions in September that brought in \$18,545.00.