

IRVING INDEPENDENT SCHOOL DISTRICT

Regular - BOARD OF TRUSTEES
7:00 PM

Irving ISD Board Room
2621 West Airport Freeway
Irving, TX 75062
Monday, May 13, 2024

A G E N D A

I. CALL TO ORDER FOR 7:00 P.M. REGULAR BOARD MEETING

II. FIRST ORDER OF BUSINESS

- A. Announcement by the Chairperson Whether a Quorum is Present, and that the Meeting has been Duly Called, and that Notice of the Meeting has been Posted in Accordance with the Texas Open Meetings Act. Texas Government Code Chapter 551.
- B. Invocation
- C. Pledge of Allegiance to the American and Texas Flags Presented by Gilbert ES
- D. Recognition of the Teacher of the Month - Sharon Graber, PreK 3 Teacher, Clifton ECS 5
- E. Recognition of the Employee of the Month - Debra Smith, Attendance Clerk, Hanes ES 6
- F. Recognition of the Guest Educator of the Month - Ashley Barcenas, Schulze ES 7
- G. Special Recognition
 - 1. Recognition of Irving ISD Track and Field Special Olympians from the 2023-2024 School Year (R. Bayer/ B. Williams/ G. Meriwether) 8
 - 2. Recognition of the Golden Apple Awards for 2023-2024 School Year (J. Porter) 11
 - 3. Recognition of 2023-2024 Participants in Irving ISD's Leaders Excelling & Advancing Performance (LEAP) Program (K. Gilleland) 12
 - 4. Recognition of Kickstart Kids North Texas Coach of the Year (A. Gomez/ J. Estrada) 14

5. Recognition of Kickstart Kids State Qualifiers and Award Recipients (A. Gomez/ J. Estrada)	15
6. Recognition of the 2024 National Career and Technical Student Organization State Winners Advancing to Nationals (A. Gomez/ Z. Moore)	19
7. Recognition of Texas Music Educators Association Administrator of Distinction - Natasha Stewart, MacArthur High School (A. Gomez/ D. Delgado)	50
8. Recognition of GATES Scholarship Recipients (A. Gomez/ J. Soberanis)	51

H. Public Comment - Individuals Wishing to Address the Board on Agenda Items.

III. ACTION ITEMS

A. Consider Approval of Consent Agenda Items:

1. Consider Approval of Minutes of April 15, 2024 (M. Hernandez)	52
2. Consider Approval of Financial Statement for March 2024 (A.D. Jenkins)	58
3. Consider Approval of Resolution and Order No. #23-24-13 Authorizing May Amendment to the 2023-2024 Budget (A.D. Jenkins)	84
4. Consider Approval of the Supplements to the Irving ISD Tax Rolls (A.D. Jenkins)	94
5. Consider Approval of Interlocal Agreement/Memo of Understanding between the Dallas County Juvenile Justice Alternative Education Program (DCJJAEP) and Irving ISD for the 2024-2025 School Year (A. Gomez/ R. Lizardo)	140
6. Consider Approval of Low Attendance Day Waiver (A. Gomez/ R. Lizardo)	171
7. Consider Approval of a Request for an Expedited Waiver Regarding the Compensatory Education for Home Instruction (CEHI) Program (A. Gomez/ S. Galvan)	183
8. Consider Approval of the Board to Authorize the following Administrators, Deanna Terrell and Maritza Villa, to Act as Superintendent Alternate for the Approving Staff Requests (Also Referred to as Submitting Request to TEA) for Access to One or More TEA Web Applications Accessed through the Texas Education Agency Login (TEAL) where this Authorization is Valid for the Calendar Year Starting May 13, 2024 (D. Galindo)	186

9. Consider Approval of Irving Independent School District Regional Day School Program for the Deaf 2023-2024 Carrollton Farmers Branch ISD Shared Services Agreement (R. Bayer/ H. Cates)	187
10. Consider Approval to Delegate Board Authority to the Superintendent or Her Designee Regarding Actions Required to Solicit, Receive Proposals, and Issue an Award for Request for Quote (RFQ) #24-50-860 for the Purchase and Installation of Chromebooks and Optional Repair Service (A. McQuarters/ S. Smith/ J. Pilgrim)	200
11. Consider Approval of Modification to the 2024-2025 SY Stipend - ConnectED Mentor Leads (J.C. Martinez/ N. Brunk/ F. Natividad)	205
12. Consider Approval of Modification to the 2024-2025 SY Temporary Campus Support (TCS) & Interim Rates (J.C. Martinez/ N. Brunk/ F. Natividad)	206
13. Consider Approval and Take Possible Action to Approve the Recommendation to Terminate Probationary Contract Employees at the End of the Contract Period (K. Gilleland/ L. Hill/ J. Acosta)	207

IV. **OTHER BUSINESS**

A. Written Reports

1. Division Reports

a. Business Services	208
• Total Tax Collections	
• Payroll	
• Investment Earnings	
• Quarterly Investment Report	
b. Support Services	223
• Monthly Maintenance Work Order Summary Report for April (A. Smith/S. Andrews)	
c. Human Resources	

B. Announcements

1. Administration

a. Superintendent Announcement(s)	
-----------------------------------	--

2. Board of Trustees

a. Individual Trustee Report on IISD Student Activity/Event

V. **EXECUTIVE SESSION** - The Board may Recess the Open Meeting and Reconvene in a Closed Meeting Pursuant to the Following Sections of the Texas Government Code and as Authorized by Sections 551.071-551.076 and 551.082-551.084 Therefore of

A. Section 551.071 - To Seek the Advice of the Board's Attorney About:

1. Pending or Contemplated Litigation, Settlement Offer, or Matter Under Investigation.
2. A Matter in Which the Professional Duty of the Attorney to the Board Conflicts with the Applicable Provisions of the Texas Open Meetings Act.

B. Section 551.072 - To Deliberate the Purchase, Exchange, Sale, Lease or Value of Real Property if such Deliberation in Open Session Would have a Detrimental Effect on the Board's Position in Negotiations with a Third Party.

C. Section 551.074 - To Deliberate the Appointment, Employment, Resignation, Evaluation, Reassignment, Proposed Nonrenewals, Termination, Duties, Discipline, or Dismissal of a Public Officer or Employee; or to Hear a Complaint or Charge Against an Officer or Employee.

VI. **RECONVENE** from Closed Meeting for Action Relative to Items Covered in Such Meeting.

A. Consider Action by the Board Related to Pending or Contemplated Litigation, Settlement Offer, or Matter Under Investigation.

B. Public Comments - Individuals Wishing to Address the Board or Make Comments Regarding Issues Not on the Agenda will be Heard at this Time.

VII. **ADJOURNMENT**

SPECIAL RECOGNITION
May 13, 2024

TEACHER OF THE MONTH
May 2024

Sharon Graber began her career at Irving ISD in 2005 as a PreK Special Education Teacher at Clifton Early Childhood School. She has also served as a PreK ESL Teacher, and most recently, Mrs. Graber serves as a PreK 3 Teacher at Clifton.

Sharon Graber exemplifies selflessness by consistently dedicating herself to the achievement of not just “her” students but **every** student within the school. She demonstrates unwavering dedication, working diligently and tirelessly to ensure success for all. As a servant leader, Mrs. Graber proactively nurtures positive relationships among the staff by fostering a collaborative and supportive environment. She also takes the helm of the Irving Schools Foundation campaign annually, exceeding our campus goals year after year.

Sharon Graber assumes the role of team lead and ESL lead, showcasing her strong leadership skills. Her active participation on the campus leadership team further underscores her commitment to success for all students. Mrs. Graber extends her impact by mentoring new teachers and providing valuable guidance and support. Notably, she embraces responsibilities that extend beyond what is required solely for the betterment of the entire campus community.

Congratulations, Sharon Graber, on being Irving ISD’s May Teacher of the Month!

SPECIAL RECOGNITION
May 13, 2024

EMPLOYEE OF THE MONTH
May 2024

Debra Smith began her career with Irving ISD in 1990 as a Clinic Aide. In 1998, she became the Attendance/Data Processing Clerk, the role she fills to this day.

Hanes Elementary School speaks very highly of their nominee, Debra Smith. “Mama Debbie,” as she is known, has worked for Irving ISD for 33 years. During those years, she served as a data processing clerk at Hanes Elementary for 26 years. She is the heart of the campus! She is a dedicated employee who hardly misses a day of work. She works tirelessly to ensure all students are enrolled in the correct classroom. She makes thousands of calls a year checking the status of absent students. She runs a variety of reports, such as those related to grades, to ensure information is input accurately. She also works collaboratively with her colleagues. She partners with the LPAC team to ensure students are coded accurately and supports her office staff whenever they need assistance. Aside from her daily tasks, Mrs. Smith truly loves her Hanes family. At times, she has even been known to feed her coworkers delicious meals. (She makes an awesome mac & cheese!) She is a great friend to many, and Hanes is a much better place with Mrs. Smith here.

Congratulations, Debra Smith, on being Irving ISD’s May Employee of the Month!

SPECIAL RECOGNITION
May 13, 2024

GUEST EDUCATOR OF THE MONTH
May 2024

Ashley Barcenas is a Singley High School graduate. She began her career with Irving ISD in September 2021 as a Guest Educator and continues to serve in that capacity.

Ashley Barcenas arrived at Schulze Elementary School as a guest educator on the second day of the 2023-2024 school year. Immediately the staff who interacted with her came to realize that this guest educator is awesome and the school would love to hire her. Ms. Barcenas is confident and seems like a skilled teacher with years of experience. She seemed to fit in well with the campus culture. Look out Irving ISD, Ms. Barcenas is Teacher of the Year material for sure.

Ashley Barcenas has been a dedicated Guest Educator at Thomas Haley as well. Beyond her role substitute teaching, she exudes flexibility, provides structure, and offers unwavering support within the campus. While Schulze Elementary submitted the nomination, it is with great enthusiasm that we commend Ms. Barcenas for her exceptional contributions to Thomas Haley and the wider Irving ISD community, as well.

Congratulations, Ashley Barcenas, on being Irving ISD's May Guest Educator of the Month!

SPECIAL RECOGNITION

May 13, 2024

TOPIC: Recognition of Irving ISD Track and Field Special Olympians from the 2023-2024 School Year

SUBMITTED BY: Bel Williams, Executive Director of Intervention Services and Gina Meriwether, Special Education Coordinator

BACKGROUND: Saturday April 27, Irving ISD was well represented at the Special Olympic Track and Field Regional Meet at Longhorn Stadium in Cedar Hill. Four middle school campuses in conjunction with three high school campuses rose to the challenge to help Irving ISD bring home the hardware. The commitment and dedication of Bonnie Cruz, the coaches, volunteers, and the parents, the Special Olympians in Irving ISD were able to put forth their best efforts to achieve their goals through an attitude of determination and perseverance. The following high schools and middle schools competed in the Special Olympic Track and Field events.

Irving High School:

Coaches: Cynthia Rocha, Jaileen Rodriguez Garcia, Joseline Hilton

Athletes: Zoe Brantley, Angela Dominquez, Daniel Fernandez Velasquez, Luis Figueroa Santiago, Ezequiel Guevara-Amaya, Sergio Lemus, Janielis Lopez Ramos, Jarielis Lopez Ramos, Christopher Mondragon, Gloria Ramirez, Emilo Reyes, Alexis Vargas, Moises Velasquez

Medals: 7 Gold , 8 Silver , 3 Bronze, 3 4th place ribbons

MacArthur High School:

Coach: Christine Ferguson

Athletes: Zaida Mendez, Joshua Welpner, Theodore Islas

Medals- 2 Gold, 2 Silver, 2 Bronze

Nimitz High School

Coaches: Lala Alvarado, Kyle Milliron, Cameron Swisher, Erika Nguyen

Athletes: Josephina Acosta, Anthony Alfaro, Kylie Brown, Alexandra Cardenas, Emma Celis, Edwin Contreras, Samantha Garcia, Victor Herrera, Allen Lopez, Jayden Mendoza, Brenden Pelham, David Ramirez, Mia Ramon, Oswaldo Rodriguez, Christopher Sanchez, Delilah Silguero, Andres Suarez, Vanessa Treminio

Medals: 10 Gold, 6 Silver, 5 Bronze, 2 4th place ribbons, 1 6th place ribbon

Bowie Middle School

Coach: Jessica Alsip

Athletes: Kendra Dones, Jeremiah Greely, Sebastian Meraz Elizondo

Medals: 1 Gold, 3 Silver, 1 Bronze, 1 4th place ribbon

De Zavala Middle School

Coach: Derek Stallworth

Athlete: Fabian Cruz

Medals: 1 Silver

Lamar Middle School

Coach: Imani Forte

Athlete: Ruby Luna

Medals: 1 Silver, 1 6th place ribbon

Travis Middle School

Coach: Erin Koen

Athletes: Ezmerelda Calvillo, Carlos Montoya

Medals: 1 Gold, 1 Bronze, 1 4th place ribbon

Total of Medals: 23 Gold, 21 Silver, 10 Bronze, 7 4th Place Ribbons, 2 6th Place Ribbons

Grand Total of Medals/Ribbons: 54 medals and 9 Ribbons



SPECIAL RECOGNITION
May 13, 2024

TOPIC: Recognition of the Golden Apple Award for 2023-204 School Year

SUBMITTED BY: Dr. Jeannine Porter, Chief of Marketing and Communications and Strategic Initiative

BACKGROUND: The Golden Apple Award recognizes an individual and/or company that goes above and beyond for our schools.



SPECIAL RECOGNITION
May 13, 2024

TOPIC: Recognition of 2023-2024 Participants in Irving ISD’s Leaders Excelling & Advancing Performance (LEAP) Program

SUBMITTED BY: Katie Gilleland, Senior Executive Director of HR & Employee Services

BACKGROUND: Leaders Excelling & Advancing Performance (LEAP) is a leadership opportunity that was created in fall of 2018 as a “grow your own” leadership pathway for all Irving ISD employees. The program prepares Irving ISD educators for a wide variety of campus and district leadership roles, ultimately establishing a robustly competitive pipeline of qualified leaders. LEAP also equips participants to take the actions necessary for enhancing staff culture and student achievement. Their year-long study in leadership development, growth, and positive impact on results began with a rigorous Summer Institute last summer, and ends this month with individual Capstone Project presentations made to a variety of audiences that included the Superintendent, members of the Cabinet, as well as various members of District administration.

Irving ISD congratulates the 2023-2024 cohort of the LEAP program, including our three Principal Residents, for an outstanding job in each leader’s successful completion of the program in its seventh year of implementation.

Additional Agenda Sheets Attached: Yes No

Attachment:

- 2023-2024 LEAP Cohort Members

2023-2024 LEAP Cohort #7

Alondra Lopez
AndreAnna Tate
Ariel Perez-Jarvis
Aya Riyal
Baiyinah Abdullah
Bernardo Frias
Carmelita Esquivel
Cesar Pineda
Cynthia Rosas
Devron Shepherd
Ingrid Rothe
Jocelyn Shelton
Jovany Rodriguez
LaTasha Stephens
Madeline Balderas
Maria Segovia
Marquez Davis
Meagan Finchum
Robert Espinoza
Stacey Brunswick
Terrance Brown

Principal Residents

Anna Brown
Melissa Colvin
Rory Vernisie

SPECIAL RECOGNITION
May 13, 2024

TOPIC: Recognition of Kickstart Kids North Texas Coach of the Year

SUBMITTED BY: Joe Estrada, Executive Director of PK-8 Schools

BACKGROUND: On May 4, 2024, the Kickstart Kids State Championship was held at Ranchview High School. Crockett Middle School Kickstart Instructor George Trevino was recognized as North Texas Kickstart Coach of the Year.

SPECIAL RECOGNITION
May 13, 2024

TOPIC: Recognition of Kickstart Kids State Championship Award Recipients

SUBMITTED BY: Joe Estrada, Executive Director of PK-8 Schools

BACKGROUND: On May 4, 2024, the Kickstart Kids State Championship was held at Ranchview High School. The best in Texas competed in North Texas with over 650 competitors. Irving ISD was well represented, with several competitors medaling in their respective events.

Austin – Smedley:	Beatrice Andrews (1 st)
	Luis Martinez (1 st)
	Joaquin Fernandez (Q)
	Beatrice Andrews (Q)
	Cristobal Arujo (Q)
	Luis Martinez (Q)
Bowie – Saap	Dianne Garvalena (Q)
	Juan Ortiz Saldivar (2 nd)
	Kevin Salinas Reyes (Q)

Crockett – Trevino:

- Rosa Ayala (3rd)
- Anthony Fuentes (3rd)
- Haydee Del Cid (3rd)
- Eduardo Olvera (3rd)
- Luis Acosta (3rd)

DeZavala –

- Adam Gonzales (Q)
- Allen Sanchez (Q)
- Benicio Soto (Q)
- Camilla Hernandez (3rd)
- Christian Prudencio (Q)
- David Espinoza (Q)
- Edwin Benitez (Q)
- Ernesto Chicas, Irving High (1st)
- Jacob Herrera (Q)
- James Gonzalez (Q)
- Janessa Cisneros (Q)
- Kacie Guevera (Q)

Lesvi Yanes (Q)

Madison Panya (Q)

Michael Victoria (Q)

Ulysses Ramirez (Q)

Zahira Sandoval (Q)

Houston - Blueitt:

Michael Williams (1st)

Melina Guerrero (Q)

Maya Plaza (Q)

Johnson – Sennet:

Walther Mendoza (1st)

Jordan Walker (2nd)

Bruno Palaviccini (3rd)

Zion Gabriel (Q)

Sebastian Rodriguez (Q)

Lamar – Oliver: Ricky Frazier (Q)
 Chayse Dodson (Q)
 Tania DePaz (Q)
 Natasha Hernandez (Q)

Travis – Stahlecker: Shritik Kalyanasumdaram (Q)
 Anthony Molina (Q)
 Liba Sarker (Q)
 Adriana Argueta (Q)
 Bristy Manrall (Q)
 Rafan Zaheen (Q)
 Cesar Medrano (Q)
 Brandon Mendez (Q)
 Brandon Cruz (Q)
 Sydney Siharathkaekham (3rd)
 Katum Dakal (2nd)
 Isabelle Rodriguez (3rd)



**CONSENT AGENDA ITEM
5/13/2024**

TOPIC: Consider Approval of Interlocal Agreement/Memo of Understanding between the Dallas County Juvenile Justice Alternative Education Program (DCJJAEP) and Irving ISD for the 2024-2025 School Year

SUBMITTED BY: Dr. Reny Lizardo, Executive Director of Campus Operations & Attendance Initiatives PK-12

BACKGROUND: The Texas legislature, beginning in 1995, has mandated that counties with a population of 175,000 or more form cooperative arrangements with juvenile boards and school districts to provide educational programs for expelled students. The Irving Independent School District has approved similar memorandums of understanding (MOU) for the past 20 years with Dallas County Juvenile Board and school districts in the Region X Educational Service Center (ESC10).

ADMINISTRATIVE RECOMMENDATION: The Administration recommends that the Board of Trustees approve the Memorandum of Understanding with the Dallas County Juvenile Justice Board, Region X ESC, and other participating school districts for the 2024-2025 school year.

RECOMMENDED BOARD MOTION: I move the Board approve the Memorandum of Understanding with the Dallas County Juvenile Board and authorize other matters related to the subject as presented by the Administration for the 2024-2025 school year.

Additional Agenda Sheets Attached: Yes No

2024-2025

Dallas County Juvenile Justice Alternative Education Program

Memorandum of Understanding

**Carrollton/Farmers Branch ISD - Cedar Hill ISD - Coppell ISD -
Dallas County Juvenile Justice Board - Dallas ISD -
DeSoto ISD - Duncanville ISD - Garland ISD - Grand Prairie ISD
- Highland Park ISD - Irving ISD - Lancaster ISD -
Mesquite ISD - Region 10 ESC - Richardson ISD - Sunnyvale ISD**

Table of Contents

Acknowledgement / Purpose	1
Recitals	1
Section One – Definitions	2
Section Two – Student Codes of Conduct	2
Section Three – Governance of DCJJAEP	3
Section Four – Student Placement in DCJJAEP	5
Section Five – Case Review Committees	8
Section Six – Special Education	9
Section Seven – Academic Review and Transition	10
Section Eight – Administration of All Required State Testing	10
Section Nine – DCJJAEP Facilities and Staffing	11
Section Ten – Transportation	11
Section Eleven – Release of Student and Juvenile Records	11
Section Twelve – Funding For DCJJAEP and Fiscal Agent	12
Section Thirteen – Term of Memorandum of Understanding	14
Section Fourteen – Expedited Magistrate System	14
Section Fifteen – Miscellaneous	14
Attachment A – Procedures for Students Receiving Special Education Services	17
Attachment B – Procedures for Students Receiving Special Education with English as a Second Language (ESL)	21
Superintendent Distribution List	23
District Approval Signature Page	25

2024-2025 DCJJAEP GOVERNANCE COMMITTEE

COMMITTEE CHAIR

John Lawton – Region 10 Program Coordinator.

COMMITTEE VICE - CHAIR

Janet Allen, *Dallas ISD*

COMMITTEE CO - CHAIR

Jennifer Villines, *Coppell ISD*

GOVERNANCE PLANNING COMMITTEE

PLANNING COMMITTEE CHAIR

Dr. Reny Lizardo, *Irving ISD*

PLANNING COMMITTEE MEMBERS

Letycia Fowler, *Grand Prairie ISD*
Josue Romero, *Highland Park ISD*
Jason Tharp, *Richardson ISD*
John Lawton, *Region 10 Education Service Center*

GOVERNANCE COMMITTEE

CARROLLTON / FARMERS BRANCH ISD

Dr. Patricia Franklin

CEDAR HILL ISD

Dr. Norbert Whitaker

COPPELL ISD

Annelise Ford

DALLAS COUNTY JUVENILE DEPARTMENT AND DALLAS COUNTY JUVENILE JUSTICE ALTERNATIVE EDUCATION PROGRAM (DCJJAEP)

Donnie Coffman, Karen Ramos

DALLAS ISD

Janet Allen, Keisha Crowder Davis

DESOTO ISD

Gene Morrow, Homer Webb III

DUNCANVILLE ISD

Tijuana Hudson, Alicia Bradley

GARLAND ISD

Mary Garcia, Angela Daniels

GRAND PRAIRIE ISD

Letycia Fowler

HIGHLAND PARK ISD

Josue Romero

IRVING ISD

Dr. Reny Lizardo, Michael Crotty

LANCASTER ISD

Dr. Marcus Jackson, Dr. Antionette Mathews

MESQUITE ISD

Dr. Valerie Nelson, Kenneth Washington

REGION 10 EDUCATION SERVICE CENTER (ESC)

John Lawton

RICHARDSON ISD

Dr. Jason Tharpe, Desiree Alarcon

SUNNYVALE ISD

Dr. Jacob Duce

COMMITTEE ADVISORY MEMBERS

DALLAS ISD FOOD AND CHILD NUTRITION SERVICES

Debi Rowley MBA, *Executive Director, Food & Child Nutrition Services*

REGION 10 (ESC) - SPECIAL EDUCATION
DALLAS COUNTY JUVENILE JUSTICE ALTERNATIVE EDUCATION PROGRAM (DCJJAEP) - SPECIAL EDUCATION

Keya Saleh
Otisha Gilreath M.Ed., *SSP-Diagnostic Assessment Services (DAS)*

FISCAL AGENT

Jill Hamilton, *Region 10 Education Service Center*

Legal Compliance as to Form

David P. Backus
Underwood Law Firm, P.C.
PO Box 16197
Lubbock, Texas 79490

MEMORANDUM OF UNDERSTANDING REGARDING DALLAS COUNTY JUVENILE JUSTICE

ALTERNATIVE EDUCATION PROGRAM

This Memorandum of Understanding (sometimes referred to herein as “Agreement”) is entered into pursuant to the Texas Interlocal Cooperation Act, Texas Government Code, Chapter 791 and Texas Education Code, Chapter 37, and is entered into to be effective August 1, 2024. The Parties to this Agreement are, the Dallas County Juvenile Board (“DCJB”), Region 10 Education Service Center and the following educational entities: Carrollton-Farmers Branch Independent School District, Cedar Hill Independent School District, Coppell Independent School District, Dallas Independent School District, DeSoto Independent School District, Duncanville Independent School District, Garland Independent School District, Grand Prairie Independent School District, Highland Park Independent School District, Irving Independent School District, Lancaster Independent School District, Mesquite Independent School District, Richardson Independent School District, and Sunnyvale Independent School District (hereinafter referred to collectively as the “ISDs”). This agreement shall be effective upon District Board approval.

RECITALS:

WHEREAS:

(1) Chapter 37 of the Texas Education Code requires that in those counties with a population of 125,000 or more, juvenile boards and independent school districts must work cooperatively to provide alternative education programs. The responsibilities of school districts and county juvenile boards as to the operation and funding of such programs must be outlined in a joint memorandum of understanding pursuant to Texas Education Code Section 37.011 (k); and

(2) The educational spectrum available for youth provided under Chapter 37 of the Texas Education Code requires the creation of alternative education programs in each independent school district operating in Dallas County and the creation of a Dallas County Juvenile Justice Alternative Education Program (DCJJAEP). This partnership between the DCJB and the ISDs necessitates a memorandum of understanding defining the Parties' responsibilities to ensure the success of such alternative education programs; and

(3) The ISDs wish to reach an agreement with the DCJB as to the placement of students expelled from school under the provisions of Texas Education Code Sections 37.007 (b), (c), and (f); and

(4) The Dallas County Juvenile Board, Region 10 Education Service Center, and the ISDs agree that the goals of this Memorandum of Understanding are (a) to establish consistency, predictability, and appropriateness of curriculum options and student placement following expulsion from school;(b) to return students to the school setting when appropriate; (c) to impress upon youth that there are progressive sanctions for misconduct in the public-school setting; (d) to provide educational options for the juvenile courts, consistent with the progressive sanctions in the juvenile justice system where appropriate; and (e) to

comply with the requirements of Chapter 37 of the Texas Education Code.

NOW THEREFORE, BY THIS MEMORANDUM OF UNDERSTANDING IT IS MUTUALLY UNDERSTOOD AND AGREED BY THE PARTIES AS FOLLOWS:

SECTION ONE: DEFINITIONS

1.1 For purposes of this Agreement, the following definitions shall be used:

- A. “**Academic review team**” shall mean those persons responsible for reviewing a student’s academic progress in accordance with Texas Education Code Section 37.011(d); that is, the DCJB or its designee, and the parent or guardian of the student.
- B. “**Discretionary expulsion**” shall refer to any student who is removed from the school setting for conduct for which expulsion is permitted but not required pursuant to the provisions of Texas Education Chapter 37. The term “discretionary expulsion” shall also refer to students who are registered sex offenders and who are removed from the regular educational setting and placed in the DCJJAEP pursuant to this Agreement.
- C. “**Liaison**” shall be a person designated to act on behalf of a party to this Agreement with authority to bind such party regarding the day-to-day operation of the DCJJAEP. Each party to this Agreement shall designate a primary and alternate liaison and shall notify all other parties of such designation in writing within a reasonable period after execution of this Agreement. In the event no designation is made, the superintendent of schools / county judge shall be the designated liaison for that party for purposes of such communications.
- D. “**Mandatory expulsion**” shall refer to any student who is removed from the school setting for conduct for which expulsion is required pursuant to the provisions of Texas Education Code Chapter 37.
- E. “**Student**” shall mean any person aged ten years or older and admitted into the public schools of an ISD under this MOU under Texas Education Code 25.001(b).
- F. “**TEA**” shall mean the Texas Education Agency.
- G. The Governance Committee will review and make recommendations to the DCJJAEP Code of Conduct.

H. The Governance Committee will review and make recommendations to the DCJJAEP Operating Procedures.

I. SECTION TWO: STUDENT CODES OF CONDUCT

2.1 The DCJJAEP will be created and operated pursuant to Chapter 37 of the Texas Education Code and this Memorandum of Understanding. Each ISD has developed a Student Code of Conduct, specifying the circumstances under which a student may be removed from a classroom, campus, or alternative education program.

2.2 The Student Code of Conduct adopted by each ISD shall set forth the circumstances under which

students will be subject to removal from the school setting and placement in the DCJJAEP. Each ISD agrees to adopt, as part of its Student Code of Conduct, the following definition of serious misbehavior that may result in removal from the school district alternative education program under Texas Education Code Section 37.007 (c): “Serious misbehavior” shall mean:

- (1) Deliberate violent behavior that poses a direct threat to the health or safety of others.
- (2) Extortion, meaning the gaining of money or other property by force or threat.
- (3) Conduct that constitutes coercion, as defined by Section 1.07, Penal Code; or
- (4) Conduct that constitutes the offense of:
 - (A) Public lewdness under Section 21.07, Penal Code.
 - (B) Indecent exposure under Section 21.08, Penal Code.
 - (C) Criminal mischief under Section 28.03, Penal Code.
 - (D) Personal hazing under Section 37.152; or
 - (E) Harassment of a student or district employee under Section 42.07(a) (1), Penal Code.

A student may be subject to discretionary expulsion for serious misbehavior only if the student, while placed in a disciplinary alternative education program, engages in such behavior. An ISD may, however, allow a student to be expelled from the regular school program and placed in the JJAEP for violations of Texas Education Code Sections 37.007 (b) or (f) and pursuant to Texas Education Code Section 37.0051. It is understood by the Parties to this Agreement that such expulsions shall be limited to conduct considered by the school district to be of a serious nature, or likely to substantially interfere with the ISD’s educational programs.

2.3 Pursuant to Texas Education Code Section 37.309(b)(1), a student who is a registered sex offender and is removed from the regular educational program pursuant to Subchapter I, Chapter 37, Texas Education Code, shall be placed in the DCJJAEP in the same manner as a discretionary placement student pursuant to Section 4 of this Agreement. Pursuant to Texas Education Code Section 37.310, funding for students placed in the DCJJAEP under this paragraph shall be paid in the same manner as discretionary expulsion students under Section 12 of this Agreement.

SECTION THREE: GOVERNANCE OF DCJJAEP

3.1 Composition of Governing Body - The DCJJAEP shall operate as a function of the Dallas County Juvenile Board, independent and apart from the other parties to this Memorandum of Understanding. It shall not be an independent political subdivision, nor shall it operate under the direction or control of any party to this Memorandum of Understanding other than the DCJB. All final decisions regarding the operation of the DCJJAEP shall be made by the DCJB, consistent with this Agreement.

3.2 Governance Committee - The role of the DCJJAEP Governance Committee shall be to provide advice and consultation to the DCJB in matters involving the operation of the DCJJAEP. Upon execution of this Memorandum of Understanding, the DCJB will establish a DCJJAEP Governance Committee consisting of one

administrative representative from each ISD, said representatives to be chosen by the respective ISD, one representative of the Region 10 Education Service Center, and two additional representatives designated by the DCJB. The DCJJAEP administrator shall serve as an ex-officio member of the Governance Committee. In making appointments to the Governance Committee, all parties to the Memorandum of Understanding agree to make their best effort to appoint representatives that reflect the ethnic and cultural diversity of the student population served by the DCJJAEP.

3.3 Quorum and Voting - A majority of the members of the DCJJAEP Governance Committee shall constitute a quorum. The DCJJAEP Governance Committee shall act by and through resolutions, motions or orders adopted or passed by the DCJJAEP Governance Committee upon the vote of the majority of the members of the DCJJAEP Governance Committee attending the meeting at which the issue was presented.

3.4 Voting Rights - Each member shall be entitled to one vote on each matter submitted to a vote of the members. In the event of a tie vote, the Chair shall have two votes.

3.5 Chair and Vice-Chair - At the initial meeting of the DCJJAEP Governance Committee, the members in attendance shall select a Chair and Vice-Chair by the affirmative vote of a majority of the members. The Chair shall preside over the meetings of the Committee and shall be responsible for scheduling regular and special called meetings of the Committee, including the provision of notice thereof. In the absence or disability of the Chair, his/her duties shall be performed, and his/her powers may be exercised by the Vice-Chair. The Vice-Chair shall generally assist the Chair and shall have such powers and shall perform such duties and services as shall from time to time be prescribed or delegated to him or her by the Chair of the DCJJAEP Governance Committee.

The Chair and Vice-Chair shall serve in their respective capacities until tendering written resignation(s), or until replacement by a majority vote of the members of the DCJJAEP Governance Committee. The Chair and Vice-Chair shall be entitled to vote on all matters coming before the DCJJAEP Governance Committee.

3.6 Meetings - The DCJJAEP Governance Committee shall hold regular meetings at such time and in such place as shall be determined by the Committee. Meetings shall be held in accordance with the provisions of the Texas Open Meetings Act, and procedures for meetings shall be governed by the most current version of *Robert's Rules of Order*. Special meetings of the DCJJAEP Governance Committee shall be called by the Chair, or by affirmative vote of not less than one-third (1/3) of the members of the Committee.

3.7 Notice of Meetings - Written notice of all meetings of the DCJJAEP Governance Committee shall be posted at the place(s) for posting notice of public meetings of each of the Parties hereto in accordance with the Texas Open Meetings Act. The Chair of the Governance Committee shall transmit to each member of the Governance Committee a notice for the purpose of such posting not less than five (5) days prior to the date of the meeting. Notice shall be given by or at the general direction of the Chair of the Committee, or the members calling the meeting.

3.8 Duties - The duties of the DCJJAEP Governance Committee shall include, but not be limited to

the following:

- (A) To develop recommended operating policies and review the operations, policies, and procedures of the DCJJAEP, and to make advisory recommendations to the DCJB regarding such operations, policies, and procedures including suggested changes or amendments thereto.
- (B) To periodically evaluate and report to the parties regarding the ongoing success of the DCJJAEP in providing alternative education to students within the DCJJAEP.
- (C) To participate in an advisory capacity in the development of the annual operating budget for the DCJJAEP, including adjustments to the annual per student rate charged to each member ISD for discretionary expulsion students served by the DCJJAEP; to recommend the initial criteria for, and thereafter monitor the ISDs' billing and payment schedule for the DCJJAEP; and to monitor reimbursement to the Fiscal Agent (as hereinafter defined) for its administrative expenses in connection with its responsibilities as set forth in Section Twelve herein;
- (D) To review the contractual arrangements of the DCJB with any providers of goods and services in connection with the creation and operation of the DCJJAEP, and to make recommendations to the DCJB in connection with such contracts.
- (E) To advise the local community of all matters within the public interest relating to the creation, operation, and performance results of the DCJJAEP.
- (F) To facilitate coordination with the parties to this Memorandum of Understanding on matters relating to the supervision, educational and rehabilitative services available for expelled students and students assigned to the DCJJAEP and the subsequent transition through the ISDs' alternative education programs.
- (G) To assist the Chief Probation Officer or designee, the Deputy Director of Education, in developing a priority system for acceptance of discretionary expulsion of students in the DCJJAEP in the event space becomes limited.
- (H) To formulate and recommend other policies or procedures as appropriate to the governance of the DCJJAEP as may be necessary to obtain approval of the Texas Juvenile Probation Commission and DCJB; and
- (I) To appoint a liaison to inform the Governance Committee regarding pending legislative issues and updates.

3.9 Conflict of Interest - No member of the DCJJAEP Governance Committee shall participate in any vote or discussion upon any matter in which the Committee member, or any person related to that member within the second degree of affinity or consanguinity, has a pecuniary interest. In the event of a conflict of interest, the Committee member shall state the nature of such conflict and thereafter shall refrain from further participation in the matter.

SECTION FOUR: STUDENT PLACEMENT IN DCJJAEP

4.1 The parties to this Agreement acknowledge that Texas Education Code Section 37.010(a) requires that every student who is not detained or receiving treatment under an order of the juvenile court must

be enrolled in an educational program. It is therefore the intent of the parties that the DCJJAEP provide education services to all students who have been removed from the school setting and who are under the jurisdiction of the juvenile court, subject to the terms and conditions of this Agreement.

4.2 Students who are removed from the school district setting will be afforded due process at the ISD as provided by school district policy and federal and state law.

4.3 Any student who has been removed from a school district setting may be referred for placement in either the DCJJAEP or in the appropriate school district alternative educational program upon recommendation of the Case Review Committee as further defined in Section Five herein.

4.4 Every party to this Agreement shall designate a Liaison as defined in Section 1.1(C), who shall be the person responsible for day-to-day communications with the other parties to this Agreement concerning the operation of the DCJJAEP.

4.5 Each ISD shall use its best efforts to notify DCJB's designated liaison in writing as soon as practicable upon the ISD's identification of a student who the ISD reasonably believes has engaged in conduct for which the student will be subject to mandatory expulsion. Such notice shall be given in addition to any notice required under Texas Family Code Section 52.041. If the DCJB's designated liaison receives written notice under this section that a student is believed to have engaged in conduct for which the ISD reasonably believes the student will be subject to mandatory expulsion, and the student is under the jurisdiction of the juvenile court, the juvenile court shall be requested to order the student to attend the DCJJAEP as soon as practicable, pending the outcome of any disciplinary proceedings at the ISD.

4.6 It is the intent of the parties to this Agreement to request that every student who has been removed from an ISD as a mandatory expulsion, and for whom information has been provided by the ISD from which the student has been removed to the juvenile court in accordance with Texas Family Code Section 52.041, be ordered by the juvenile court to enroll in the DCJJAEP as soon as reasonably practicable after the juvenile court's receipt of such notice. It is the intent of the parties to the Agreement that every student who has been removed from an ISD as a discretionary expulsion, and for whom information has been provided by the ISD from which the student has been removed to the juvenile court in accordance with Texas Family Code Section 52.041, be ordered by the juvenile court to enroll in the DCJJAEP as soon as reasonably practicable after the juvenile court's receipt of such notice, so long as adequate space is available in the DCJJAEP. Any juvenile court order placing a student in a residential placement during the student's period of assignment to the DCJJAEP may run in concurrence with that assignment unless a local ISD's policy dictates otherwise. In the event that sufficient space is unavailable in the DCJJAEP, a discretionary expulsion student may be ordered by the juvenile court to attend the alternative education program operated by the ISD from which the student was expelled until such time as space becomes available in the DCJJAEP; in the event space later becomes available in the DCJJAEP, it is the intention of the parties that the order shall provide that the student be assigned to the DCJJAEP for the time remaining in the student's period of removal. It is the intent of the parties that there be no material interruption in the provision of educational services to expelled students under this Memorandum of Understanding.

4.7 Any student who has not been removed from the school setting but is recommended for placement in the DCJJAEP by the juvenile department or is court-ordered to that placement shall be admitted if space is available. Mandatory and discretionary expulsions from ISDs take priority in such instances.

4.8 Failure of an ISD to timely notify the juvenile court of a student's expulsion pursuant to Texas Family Code Section 52.041 shall result in the ISD's duty to continue to educate that student until such time as the notification to the DCJB is properly made.

4.9 The DCJB shall, for each student taken into custody for conduct that occurred on school property or at a school-sponsored or school-related activity, use its best efforts to ascertain whether the conduct for which the student was taken into custody would subject the student to mandatory expulsion. If the DCJB ascertains that the conduct for which the student was taken into custody is such that it would subject the student to mandatory expulsion, the juvenile court may immediately order the student to attend the DCJJAEP, pending resolution of the disciplinary action, including any due process hearings, at the ISD.

4.10 It is the intent of the Parties hereto that for each expelled student who is placed in the DCJJAEP, the term of such placement will be coterminous with the term of the student's expulsion from school. Students must remain in the DCJJAEP for the full period ordered by the juvenile court unless the student's home school district agrees to accept the student before the date ordered by the juvenile court. The juvenile court shall be requested to consider the term of a student's expulsion in entering any order as to the student, including terms and conditions of release from custody, deferred prosecution, or probation. At the conclusion of the student's term of probation, or any other requirement imposed by the juvenile court, including conditions of a deferred prosecution ordered by the court, and providing the student meets the requirements for admission into the public schools established by law, the school district in which the student resides shall readmit the student, but may assign such student to the school district alternative education program.

4.11 In order to avoid undue disruption in the educational process for students attending DCJJAEP under this Agreement, in assigning a term of expulsion, the ISD expelling the student shall consider a term of expulsion as follows:

- (A) For mandatory placements, a minimum term of 90 school days to a maximum term of 180 school days; and
- (B) For discretionary placements, a minimum term of 90 school days to a maximum term of 180 school days with a review at 50 school days for possible exit at 60 school days, contingent upon the student's academic progress, attendance and adherence to the rules, policies, and procedures of the DCJJAEP. The exception to this assignment would be gun - related violations which have a maximum term of 180 school days.
- (C) For discretionary placements, enrollment in the DCJJAEP should minimize academic disruption of the DCJJAEP program:
 - i. There will be no admission to or enrollment in the DCJJAEP in the seven-day period preceding the administration of state-mandated assessments.
 - ii. There will be no admission to or enrollment in the DCJJAEP in the ten-day

- period preceding the last day of classes of either the first or second semester; and
- iii. A student whose enrollment in the DCJJAEP is delayed under this section shall continue to receive educational services in a disciplinary placement provided at the home district pending enrollment in the DCJJAEP. Days served in the home district's disciplinary placement shall be considered the same as days served in the DCJJAEP.

The term of expulsion will terminate on the Friday following the completion of the assigned days, or at the conclusion of the next six- or nine-week grading period, with the mutual agreement of the expelling ISD and the DCJJAEP.

4.12 In the event a student engages in conduct for which the student may be subject to expulsion, and the student seeks to withdraw from school prior to receiving a hearing and a final order of expulsion, the ISDs agree that all procedural requirements will be completed to finalize an expulsion order before finalizing the student withdrawal.

4.13 Neither student nor parents or guardian of a student placed in the DCJJAEP shall be required to pay a fee, including an entrance fee or supply fee, for participating in the DCJJAEP unless law authorizes such a fee.

SECTION FIVE: CASE REVIEW COMMITTEES

5.1. The Case Review Committee ("CRC") is hereby created for the purpose of:

- A. Verifying the appropriateness of a mandatory or discretionary expulsion.
- B. Assuring that the documents for enrollment in the DCJJAEP are included in the student's records for each student referred to the DCJJAEP.
- C. Reviewing the need for related services of expelled special education students as mandated in the ARD / IEP document.
- D. Requesting that the school district fax any incomplete information to the DCJJAEP within two
Returning any cases that do not meet the eligibility requirements in this Agreement to the sending ISD and notifying the Governance Committee representative.

5.2. The Case Review Committee shall review and make placement recommendations for those students who have been removed from an ISD's regular educational program and for whom placement in the DCJJAEP under this Agreement is authorized. The Case Review Committee shall be composed of at least four members that include the following: the ISD representative making the referral, the ISD Special Education representative, one certified teacher from the service provider and two representatives of the DCJB, one of whom is the chair. It is strongly recommended that the ISD provide Special Education representation. The DCJJAEP school administrator or his or her designee will participate as an ex officio member of the Case Review Committee.

5.3. It is the intent of this Memorandum of Understanding that the Case Review Committee shall review, as soon as possible, the placement of all students who are expelled from the school setting. The Case

Review Committee shall then make appropriate recommendations to the DCJJAEP, the juvenile court, and/or the ISDs regarding placement recommendations for such students. The Case Review Committee shall review the placement of each student expelled from school as expeditiously as possible to avoid delay in the provision of educational services to students served under this Memorandum of Understanding.

5.4. In making appointments to the Case Review Committee, all parties to the Memorandum of Understanding agree to make best efforts to appoint representatives that reflect the ethnic and cultural diversity of the students served by the DCJJAEP.

SECTION SIX: SPECIAL EDUCATION

6.1 The DCJB shall provide instructional services in compliance with the Rehabilitation Act of 1973, the Americans with Disabilities Act of 1990, and the Individuals with Disabilities Education Improvement Act (IDEIA) Amendments of 2004. The ISD in which a student resides retains responsibility for providing and funding related services specified in the Individualized Education Program to eligible students under the Individuals with Disabilities Education Improvement Act.

6.2 The DCJB and the ISDs shall cooperate in the provision of related services to students placed in the DCJJAEP. (See Attachment A – *Procedure for Students Receiving Special Education Services*)

6.3 The ISDs shall provide reasonable notice, preferably five school days, to the administrator of the DCJJAEP to participate in any ISD's Admission, Review and Dismissal Committee (ARD) meeting where placement in the DCJJAEP will be considered or when reviewing or modifying the program of a student in the DCJJAEP. A copy of the student's current individualized education program (IEP) must be provided to the JJAEP administrator or designee with the notice. If the JJAEP representative is unable to attend the ARD committee meeting, the representative must be given the opportunity to participate in the meeting through alternative means including participation by telephone conference call. The ISDs will be responsible for scheduling and sending notices of ARD meetings during the period of expulsion, and for giving notice to the DCJJAEP Liaison of such ARD meetings. For students receiving services under the Individuals with Disabilities Education Act, the Admission, Review and Dismissal Committee meetings shall satisfy the requirement for academic review team meetings as otherwise required in Section 7.1 herein.

6.4 If, after placement of a student with disabilities in the DCJJAEP under this Agreement, the administrator of the DCJJAEP has concerns that the student's educational or behavioral needs cannot be met in the DCJJAEP, the administrator (or his/her designee) shall immediately provide written notice to the ISD from which the student was expelled. Upon receipt of such notice, the ISD shall convene an ARD committee meeting to reconsider the placement of the student in the program, giving reasonable advance notice to the administrator of the DCJJAEP. A representative of the DCJJAEP may participate in the ARD committee meeting to the extent that the meeting relates to the student's placement or continued placement in the DCJJAEP.

SECTION SEVEN: ACADEMIC REVIEW AND TRANSITION

7.1 The DCJB or its designee, together with the parent or guardian of each student, shall regularly review the student's academic progress. In the case of a high school student, the board or the board's designee, together with the student's parent or guardian, shall review the student's progress towards meeting high school graduation requirements and shall establish a graduation plan for the student. The DCJJAEP is not required to provide a course necessary to fulfill a student's high school graduation requirements other than a course specified under Texas Education Code Section 37.011(d).

7.2 The DCJB shall provide the state - required annual performance reports of all students served by the DCJJAEP. Such evaluation shall reflect the academic performance of students served in the DCJJAEP each year.

7.3 A teacher employed by the DCJJAEP who holds certification granted under Texas Education Code Section 21.031, *et seq.*, must review all academic work of the student prior to the student's exit from the DCJJAEP and return to the school district, and must certify completion of course work based upon a determination that the student has mastered the essential knowledge and skills for a course at the seventieth percentile pursuant to Texas Education Code Section 28.002. In accordance with Texas Education Code Section 37.011(d), such certification must be accepted by the school district and all course credit earned by the student while at the DCJJAEP shall be reflected on the student's school district transcript.

7.4 Prior to completion of a student's placement in the DCJJAEP, the DCJJAEP's designee and ISD's representative shall develop, together with the student's parent or guardian, recommendations for the student's transition to the regular school setting.

SECTION EIGHT: ADMINISTRATION OF ALL REQUIRED STATE TESTING

8.1 In accordance with Texas Education Code Section 37.011(d), the parties agree that state-mandated assessment instruments shall be administered to all students enrolled in the DCJJAEP, except where such students are exempt from such testing by an ARD committee or other legal authority. The parties agree that they will cooperate in the acquisition of testing materials, scheduling, and as otherwise necessary to facilitate assessment instrument administration. The DCJB shall be responsible for administering assessment instruments to those students enrolled in the DCJJAEP. Prior to scheduled testing dates, the parties will communicate regarding the most efficient method of obtaining secured testing materials for all students placed in the DCJJAEP, and the DCJB and the ISDs will cooperate in the acquisition of such materials for students in the DCJJAEP. Each ISD shall provide to the DCJJAEP administrator the name of a responsible contact person who shall have responsibility, on behalf of each ISD, for coordination of administration of statewide assessment instruments for that ISD's students enrolled in the DCJJAEP. The DCJB shall be responsible for returning all testing material to the appropriate TEA agent.

SECTION NINE: DCJJAEP FACILITIES AND STAFFING

9.1 Facilities and staffing for the DCJJAEP shall be the responsibility of the DCJB and may be provided by the DCJB.

9.2 The DCJB agrees to provide periodic evaluations of the effectiveness of the DCJJAEP.

Such evaluations shall include but not be limited to external evaluation of student performance, fiscal audits, and review of student records, classroom observations, and surveys of students, parents and ISDs.

SECTION TEN: TRANSPORTATION

10.1 Each ISD shall be responsible for providing transportation services for students attending the DCJJAEP, either directly or through an agreement with another provider.

SECTION ELEVEN: RELEASE OF STUDENT AND JUVENILE RECORDS

11.1 The governing body of each party to this Memorandum of Understanding finds that to appropriately serve students receiving services under this Memorandum of Understanding, the sharing of information pertinent to the provision of juvenile justice, education and rehabilitation services is essential and in the best interests of the students served. Each party to this Memorandum of Understanding further agrees that any juvenile and/or educational record shared under this Memorandum of Understanding shall be kept strictly confidential and shall only be released to persons with legitimate educational, behavioral and/or treatment-related interests in the student affected.

11.2 Upon referral of a student to the DCJJAEP, the student's home school district shall forward to the DCJJAEP the same records it is required to forward to another public school when a student transfers. The student's home school shall provide the following records to the DCJJAEP:

- (A) For students in middle school, the student's Middle School Plan, which is a list of courses offered, by grade level, and the course credit earned by the student.
- (B) For students in grades 9-12, the student's Graduation Plan, which lists the sequence of courses needed for graduation and the course credit earned by the student.
- (C) The student's current transcript includes all achievement test scores recorded on that document.
- (D) The student's current year report card.
- (E) A withdrawal form, which shall indicate the current courses in which the student is enrolled, the current earned grade, and the textbook and other instructional resources being used with that subject.
- (F) The student's records related to State-mandated testing.

- (G) The student’s current year attendance record.
- (H) The student’s latest Admission, Review and Dismissal (ARD) documents, the Manifestation Determination (MD), the Individualized Education Program (IEP) and the student’s Behavior Intervention Plan (BIP), in accordance with Paragraph 6.1 of this Memorandum of Understanding.
- (I) The student’s health records.
- (J) The student’s home language survey.
- (K) For mandatory expulsions, a police service number must be included; and
- (L) As soon as is practical, the student’s home school district shall forward the student’s previous year’s attendance record.

SECTION TWELVE: FUNDING FOR DCJJAEP AND FISCAL AGENT

12.1 All Districts participating in the MOU must pay a \$3,000.00 annual administrative fee.

12.2 Base Rate - The base rate, as established by DCJB, will be charged for each discretionary expulsion student enrolled in the DCJJAEP. The base rate for those students admitted to the JJAEP for the 2024–2025 school year shall be an amount not to exceed One Hundred Fourteen Dollars (\$114.00) per student per day in attendance. The Fiscal Agent shall establish billing, payment, and accounting procedures. The ISDs shall not be charged for mandatory expulsion students enrolled in the DCJJAEP, nor shall any ISD be charged for students placed at the DCJJAEP by order of a Dallas County Juvenile Court Judge. The base rate shall be considered the “actual cost” of the DCJJAEP program for students placed in the DCJJAEP pursuant to Texas Education Code Section 37.0081.

12.3 Student Attendance - The DCJJAEP shall keep accurate records of student attendance at the JJAEP in accordance with TEA guidelines. The DCJB will sign – off, each month on said accuracy. In the event that a student fails to attend school at the JJAEP in accordance with state compulsory attendance laws, DCJB shall provide the student and the student’s parents with a warning notice in compliance with Texas Education Code Section 25.095. A copy of such notice shall be provided to the ISD from which the student was expelled. If a student enrolled in the JJAEP fails to attend school without excuse on 10 or more days or parts of days within a six-month period in the same school year, or if a student fails to attend school without excuse on three or more days or parts of days within a four-week period, the ISD from which the student was expelled may file a complaint against the student or the student’s parent or both as provided under Texas Education Code Section 25.0951.

12.4 Fiscal Agent - Region 10 Education Service Center (ESC) shall serve as the Fiscal Agent of the ISDs with respect to payment by the ISDs to the DCJB for DCJJAEP services in accordance with Section 37.012 of the Texas Education Code. In its capacity as Fiscal Agent, ESC shall be responsible for receiving funds from

the respective ISDs for the establishment and operation of the DCJJAEP and shall transfer such funds in a timely fashion to the DCJB.

12.5 Assistance to the DCJB - To the extent requested by the DCJB, the ESC shall advise the DCJB regarding the establishment of appropriate record keeping and accounting functions and procedures for the DCJJAEP. DCJB agrees to cooperate with ESC on all matters relating to the ESC's responsibilities as Fiscal Agent for the ISDs concerning the funding for the DCJJAEP.

12.6 Sharing of Financial and Enrollment Information - The DCJB and the ESC agree to share information and records, including access to accounting and other non-confidential information, regarding the number of students served by the DCJJAEP and the costs incurred in connection with the establishment and operation of the DCJJAEP, so as to allow ESC to accurately assess and verify the amounts to be paid by the ISDs to the DCJB in connection with the DCJJAEP.

12.7 Maintenance of Depository Account - ESC shall establish and maintain a depository account at its regular depository institution for the deposit of funds from the ISDs, such funds representing the respective ISDs' funding obligations to the DCJB for the DCJJAEP as required by Section 37.012 of the Texas Education Code and as further agreed upon by the parties to this Memorandum of Understanding. All such funds shall be placed in a fully insured depository account, or other insured account as required by law, and any interest accruing from such deposited funds shall be credited to the DCJJAEP to be used for unanticipated or extraordinary expenses of the DCJJAEP and shall not be commingled with the regular operating funds of the ESC. From such funds, ESC shall make payment to the DCJB on behalf of the ISDs for the DCJJAEP as set forth in this Agreement.

12.8 Accounting to ISDs - In its capacity as Fiscal Agent, ESC shall provide accounting to the ISDs on an as-requested basis of the amounts paid to the DCJB in connection with the DCJJAEP, together with supporting documentation.

12.9 Audit - At least annually, ESC shall provide an audited accounting to the ISDs and DCJB of funds received and paid with respect to the DCJJAEP.

12.10 Billing - DCJB agrees to establish and coordinate billing arrangements with the ISDs and ESC with respect to the ISDs' funding responsibilities for the DCJJAEP.

12.11 Budget - In addition to the provision of services as Fiscal Agent, ESC shall provide recommendations to DCJB on budgetary matters relating to the establishment and operation of the DCJJAEP.

12.12 Reimbursement - The ISDs agree to reimburse ESC for its reasonable administrative expenses incurred in its capacity as Fiscal Agent. Such reimbursement responsibility shall be allocated to the ISDs in proportion to their annual funding requirements to the DCJJAEP. ESC shall maintain and provide detailed

accounting to the ISDs for all reimbursable administrative expenses incurred in connection with its service as Fiscal Agent and shall submit invoices on a quarterly basis to the ISDs for such services. Revenue that exceeds operating costs will be channeled back into the fund balance for the purpose of operating the JJAEP only.

12.13 Funding Not Required for Certain Students - In the event a juvenile court with jurisdiction over a student who has not been expelled from school orders that the student attend the DCJJAEP as a term or condition of probation, the ISD which the student attended at the time the juvenile court entered such order shall not be required to make any payment to the DCJJAEP under Section 12.1 herein.

SECTION THIRTEEN: TERM OF MEMORANDUM OF UNDERSTANDING

13.1 The initial term of this Memorandum of Understanding shall be for the period from the effective date of this Memorandum of Understanding through July 31, 2025. This Memorandum of Understanding shall be automatically renewed for an additional term of one year on the same terms and conditions, unless one or more of the parties hereto elects to terminate this Memorandum of Understanding by providing written notice to all other parties hereto at least thirty (30) days prior to the expiration of this Memorandum of Understanding, unless terminated sooner. This Memorandum of Understanding may be extended for additional terms of one year upon the mutual consent of the parties evidenced by an extension agreement approved by each ISD's governing Board entered not later than thirty (30) days prior to the termination date of this Memorandum of Understanding, or any extension.

13.2 Any provision of the preceding Section 13.1 to the contrary notwithstanding, this Memorandum of Understanding may be terminated prior to the expiration of the term hereof by written mutual agreement of the DCJB and a participating ISD. In such an event, the Memorandum of Understanding will remain in force and effect with respect to the remaining ISDs.

SECTION FOURTEEN: EXPEDITED MAGISTRATE SYSTEM

14.1 The expeditious hearing of all cases related to the DCJJAEP by the juvenile court is crucial to the spirit and the letter of both the Education and the Juvenile Justice Codes. The DCJB and juvenile courts will utilize their best efforts to provide a system whereby all cases related to the DCJJAEP can be heard by the juvenile courts as soon as practicable after the student has been expelled from the school setting.

SECTION FIFTEEN: MISCELLANEOUS

15.1 Amendments - If changed conditions are encountered during the term of this Memorandum of Understanding, the Memorandum of Understanding may be supplemented or amended under terms and conditions mutually agreeable to the parties, provided that all such changes, amendments, supplements, or modifications shall be in writing.

15.2 Records and Reporting Requirements - Throughout the term of this Memorandum of Understanding, the Parties agree to establish and maintain detailed records regarding the administration and operation of the ISDs' alternative education programs and DCJJAEP, including information regarding the costs of such programs, including facilities, staffing, and administrative expenses.

15.3 Legal Requirements - The Parties agree to comply fully with all applicable federal, state, and local statutes, ordinances, rules, and regulations, in connection with the programs contemplated under this Memorandum of Understanding. This Memorandum of Understanding is subject to all applicable present and future valid laws governing the juvenile justice programs applicable to school districts and/or county juvenile probation departments.

15.4 Notices - Except where oral notice is specifically allowed or required under this Memorandum of Understanding, any notice provided hereunder by any party shall be in writing and may either be (1) delivered by hand to the party or, the party's designated agent; (2) deposited in the United States mail, postage paid; (3) transmitted by telecopy; or (4) delivered by electronic mail transmission, to the addresses that follows, electronic mail address, or telecopy number. Notice deposited in the United States mail in the manner hereinabove described shall be deemed received two (2) business days after such deposit. Notice given in any other manner shall be effective only if and when received by the party to be notified. Any party may designate a different agent or address for notice purposes by giving the other parties ten (10) days written notice in the manner provided above.

15.5 Integration Clause - This Memorandum of Understanding, including attachments, contains the entire agreement of the parties hereto with respect to the matters covered by its terms, and it may not be modified in any manner without the express written consent of the parties. No other agreement, statement, or promise made by or to any party, or made by or to any employee, officer, or agent of any party, that is not contained in this Memorandum of Understanding shall be of any force or effect.

15.6 Partial Invalidity - If any term(s) or provision(s) of this Memorandum of Understanding are held by a court of competent jurisdiction to be invalid, void, or unenforceable, the remainder of the provisions of this Memorandum of Understanding shall remain in full force and effect and shall in no way be affected, impaired or invalidated, unless such holding causes the obligations of the parties hereto to be impossible to perform or shall render the terms of this Memorandum of Understanding to be inconsistent with the intent of the parties hereto.

15.7 Non - assignment - No assignment of this Memorandum of Understanding or of any duty or obligation of performance hereunder, shall be made in whole or in part by any party hereto without the prior written consent of the other parties hereto.

15.8 Waiver - No waiver of a breach of any provision of this Memorandum of Understanding shall be construed to be a waiver of any breach of any other provision. No delay in acting with regard to any breach of

any provision shall be construed to be a waiver of such breach.

15.9 Immunity - Neither the DCJB, Region 10 Education Service Center nor the ISDs waive or relinquish any immunity or defense on behalf of themselves, their trustees, commissioners, officers, employees, and agents as a result of its execution of this Memorandum of Understanding and performance of the functions and obligations described herein.

15.10 Available Funds - The Parties to this Memorandum of Understanding expressly acknowledge and agree that all monies paid pursuant to this Memorandum of Understanding shall be paid from budgeted available funds for the current fiscal year of each such entity.

15.11 Open Meetings - The meetings at which this Memorandum of Understanding was approved by the Parties' governing boards were posted and held in accordance with the Texas Open Meetings Act, Texas Government Code Chapter 551.

IN WITNESS THEREOF, the undersigned Parties acting under the authority of their respective governing boards have caused this Memorandum of Understanding to be duly executed in multiple counterparts, each of which shall constitute an original, all as of the day and year above first written, which is the date of this Memorandum of Understanding.

2024 – 2025
Dallas County Juvenile Justice Alternative Education
Program (DCJJAEP)
Attachment A
Procedure for Students Receiving Special Education Services

I. School districts may only expel a student with disabilities in accordance with the Individuals with Disabilities Education Act (IDEA) provision and regulations.

DCJJAEP placement may result if:

- 1) The expellable behavior is not a manifestation of the student’s disability; or
- 2) The expellable behavior falls within one of the special circumstances recognized by the IDEA (drugs, weapons, or serious bodily injury and the length of placement in the DCJJAEP does not exceed 45 days; or
- 3) The expellable behavior is a manifestation of the student’s disability, but the parent and the sending school district agree to a change of placement to JJAEP as part of the modification of the behavior intervention plan. Notwithstanding the foregoing, the parties understand that no child with a disability who receives special education services may be placed in the DCJJAEP solely for educational purposes.

II. The following procedures shall serve to establish a mechanism whereby DCJJAEP staff can communicate with, and provide input to, the Admission, Review and Dismissal (ARD) Committee regarding placement and the continuation of special education services to students while at DCJJAEP.

Nothing in these Procedures shall be construed to relieve the DCJJAEP or the local education agency (“LEA”) of its statutory obligations under Texas law to students eligible for special education services under the IDEA. Likewise, nothing in these Procedures shall be construed to create a duty on the participating sending districts to indemnify the DCJJAEP for any failure to provide services that the DCJJAEP is required to provide under this MOU.

DCJJAEP, pursuant to the Memorandum of Understanding Regarding Dallas County Juvenile Justice Alternative Education Program (the “MOU”) as it may be modified from time to time and the IDEA, shall provide special education instructional services in a full continuum of arrangements, as specified as appropriate in the student’s Individual Education Plan (IEP).

Per 34 CFR § 300.114 Least Restrictive Environment (LRE) requirements.

(a) General.

(1) Except as provided in § 300.324(d)(2) (regarding children with disabilities in adult prisons), the State must have in effect policies and procedures to ensure that public agencies in the State meet the LRE requirements of this section and §§ 300.115 through 300.120.

(2) Each public agency must ensure that:

(i) To the maximum extent appropriate, children with disabilities, including children in public or private institutions or other care facilities, are educated with children who are nondisabled: and

2024-2025
Dallas County Juvenile Justice Alternative Education
Program (DCJJAEP)
Attachment A
Procedure for Students Receiving Special Education Services

- (ii) Special classes, separate schooling, or other removal of children with disabilities from the 2024 – 2025 regular educational environment occurs only if the nature or severity of the disability is such that education in regular classes with the use of supplementary aids and services cannot be achieved satisfactorily.

The student’s IEP will include, as appropriate, a Functional Behavioral Assessment (FBA), behavioral intervention services and modifications that are designed to provide instruction so that the behavior does not interfere with the ability of the student to receive an educational benefit.

- A. The sending school district will be responsible for the provision of related services as specified in the student's IEP. Also, if speech services are in the IEP, the sending district will send a speech services provider to the DCJJAEP to render those services.
 - B. The sending school district will conduct any required evaluation or re-evaluation and hold IEP meetings as appropriate.
- III. Upon enrollment of a student who receives special education services, the DCJJAEP Special Education Designee will notify the special education administration from the sending school district. The Designee will also notify special education administration when a student who is enrolled at DCJJAEP changes residence into a different school district.
- IV. During the time that the student is placed in the DCJJAEP, the sending school district and DCJJAEP agrees as follows:
- A. The DCJJAEP special education teacher will review the IEP and inform the appropriate instructional staff regarding required IEP implementation, including identified accommodations and/ or modifications needed to ensure progress toward the IEP. If a student’s needs change, DCJJAEP staff shall notify the sending school district. The sending school district will promptly convene an ARD meeting with the appropriate school district staff and DCJJAEP staff to address the student’s needs.
 - B. The DCJJAEP special education teacher shall provide the direct special education service as indicated on the IEP and provide indirect service to the regular instructional staff regarding implementation of the IEP according to the frequency and duration of service as indicated on the student’s IEP and in compliance with IDEA 2004 statutory requirements.
 - C. The sending school district is responsible for periodic monitoring of each student’s performance at DCJJAEP.
 - 1. Parents of students who receive special education services must receive progress reports at least as often as parents of regular education students or as identified in the student’s current IEP documents. Such progress report must be based on progress on IEP goals and objectives and is in addition to the grade report.
 - 2. The DCJJAEP special education teacher shall assist in monitoring and documenting the progress of students who receive special education services. DCJJAEP will provide the sending school district information pertaining to each student’s progress. This shall be a copy of the LEA’s designated reporting period (6 or 9 weeks) IEP progress reports sent to parents by DCJJAEP.

2024 – 2025
Dallas County Juvenile Justice Alternative Education
Program (DCJJAEP)
Attachment A
Procedure for Students Receiving Special Education Services

- V. The DCJJAEP Special Education Designee shall notify the special education administration of the sending school district at least three weeks prior to the return of a student to the district. The sending school district shall convene an ARD committee meeting including DCJJAEP general and special education staff and other required members to consider exit and transition to the sending school district. The DCJJAEP shall provide to the ARD committee:
1. Data related to present levels of academic achievement and functional performance
 2. Recommendations of updated goals and objectives based on progress monitoring reports
 3. Recommendations for proposed goals and objectives
 4. Student's current report card and transcript
 5. Summary of successful behavioral interventions
- VI. DCJJAEP administration shall ensure and document that all staff are trained annually and adhere to legal requirements of confidentiality.
- DCJJAEP administrators shall ensure and document that all staff are trained annually and adhere to IDEA requirements and state regulations.

2024 – 2025
Dallas County Juvenile Justice Alternative Education
Program (DCJJAEP)
Attachment A
Procedure for Students Receiving Special Education Services

[THIS PAGE LEFT INTENTIONALLY BLANK]

2024 – 2025
Dallas County Juvenile Justice Alternative Education Program
(DCJJAEP)
Attachment B
Procedure for Students with English as a Second Language

- I. School districts may only expel a student with English as a Second Language (ESL) if:
 - The school district provides due process in a language that the student and the parent(s) understand.
 - The DCJJAEP is provided notice that the student is receiving language acquisition support/services to ensure that a continuity of instruction will occur.

- II. The DCJJAEP must provide ESL instruction with a certified teacher.
 - The sending school will send required information (LPAC and grade records, applicable interventions, etc.) to help with the student’s instruction.
 - Parents of students who receive ESL services must receive progress reports at least as often as parents of non-ESL students in a language they understand.

- III. Students enrolled with DCJJAEP at the time of the TELPAS testing window will take all four domains of the TELPAS language proficiency assessment. Results will be provided to parents as required by law, once received by the student's home school.

2024 – 2025
Dallas County Juvenile Justice Alternative Education Program
(DCJJAEP)
Attachment B
Procedure for Students with English as a Second Language

[THIS PAGE LEFT INTENTIONALLY BLANK]

2024 – 2025 Superintendent Distribution List

<p>Carrollton-Farmers Branch ISD</p> <p>Dr. Wendy Eldredge, Superintendent of Schools P.O. Box 115186/ 1445 N. Perry Road Carrollton, Texas 75011 (972) 968-6100 (972) 968-6217 (fax) eldredgew@cfbisd.edu</p>	<p>Cedar Hill ISD</p> <p>Dr. Gerald Hudson, Superintendent of Schools 285 Uptown Boulevard, Building 300 Cedar Hill, Texas 75104 (972) 291-1581 (972) 291-5231 (fax) gerald.hudson@chisd.net</p>
<p>Coppell ISD</p> <p>Dr. Brad Hunt, Superintendent of Schools 200 South Denton Tap Road Coppell, Texas 75019 (214) 496-6000 (214) 496-8006 (fax) bhunt@coppellisd.com</p>	<p>Dallas County Juvenile Board</p> <p>Mr. Darryl Beatty, Executive Director 2600 Lone Star Drive Dallas, Texas 75212 (214) 698-2223 (214) 698-5508 (fax) darryl.beatty@dallascounty.org</p>
<p>Dallas ISD</p> <p>Dr. Stephanie Elizalde, Superintendent of Schools 9400 N. Central Expressway Dallas, Texas 75231 (972) 925-3700 or (972) 925-3200 (972) 925-3201 (fax) Selizalde@dallasisd.org</p>	<p>Desoto ISD</p> <p>Dr. Usamah Rodgers, Superintendent of Schools 200 East Belt Line Road DeSoto, Texas 75115 (972) 223-6666 (972) 274-8011 (fax) usamah.rodgers@desotoisd.org</p>
<p>Duncanville ISD</p> <p>Andrea Fields, Interim Superintendent 710 South Cedar Ridge Drive Duncanville, Texas 75137 (972) 708-2000 (972) 708-2020 (fax) afields@duncanvilleisd.org</p>	<p>Garland ISD</p> <p>Dr. Ricardo Lopez, Superintendent of Schools P.O. Box 469026/ 501 S. Jupiter Road Garland, Texas 75046 (972) 494-8201 (972) 485-4936 (fax) rlopez23@garlandisd.net</p>
<p>Grand Prairie ISD</p> <p>Linda Ellis, Superintendent of Schools P.O. Box 531170/ 2602 South Belt Line Road Grand Prairie, Texas 75053 (972) 264-6141 (972) 237-5440 (fax) linda.ellis@gpisd.org</p>	<p>Highland Park ISD</p> <p>Dr. Mike Rockwood, Superintendent of Schools 7015 Westchester Drive Dallas, Texas 75205 (214) 780-3000 (214) 780-3004 (fax) rockwom@hpsid.org</p>

2024 – 2025 Superintendent Distribution List

<p>Irving ISD</p> <p>Magda Hernandez, Superintendent of Schools P.O. Box 152637/ 2621 W. Airport Freeway Irving, Texas 75015 (972) 600-5001 (972) 215-5003 (fax) mhernandez@irvingisd.net</p>	<p>Lancaster ISD</p> <p>Dr. A. Katrise Perera, Superintendent of Schools 422 S. Centre Street Lancaster, Texas 75146 (972) 218-1400 (972) 218-1401 (fax) akatriseperera@lancasterisd.org</p>
<p>Mesquite ISD</p> <p>Dr. Angel Rivera, Superintendent of Schools 3819 Towne Crossing Boulevard Mesquite, Texas 75150 (972) 288-6411 (972) 882-7787 (fax) arivera3@mesquiteisd.org</p>	<p>Region 10 Education Service Center</p> <p>John Lawton, Program Coordinator 400 E Spring Valley Road Richardson, Texas 75081 (972) 348-1556 (972) 348-1557 (fax) John.lawton@region10.org</p>
<p>Richardson ISD</p> <p>Tabitha Branum, Superintendent of Schools 400 South Greenville Avenue Richardson, Texas 75081 (469) 593-0000 (469) 593-0402 (fax) Tabitha.branum@risd.org</p>	<p>Sunnyvale ISD</p> <p>Matt Kimball, Superintendent of Schools 417 East Tripp Road Sunnyvale, Texas 75182 (972) 226-5974/ (972) 226-7601 (972) 226-6882 (fax) Matt.Kimball@sunnyvaleisd.com</p>

2024 – 2025 DCJJAEP Memorandum of Understanding Signature Page

	Signature	Position	Date
Dallas County Juvenile Board			

District	Signature	Position	Date
Region 10 ESC			

District	Signature	Position	Date
Carrollton- Farmers Branch ISD			

District	Signature	Position	Date
Cedar Hill ISD			

District	Signature	Position	Date
Coppell ISD			

District	Signature	Position	Date
Dallas ISD			

District	Signature	Position	Date
DeSoto ISD			

District	Signature	Position	Date
Duncanville ISD			

District	Signature	Position	Date
Garland ISD			

2024 – 2025 DCJJAEP Memorandum of Understanding Signature Page

District	Signature	Position	Date
Grand Prairie ISD			

District	Signature	Position	Date
Highland Park ISD			

District	Signature	Position	Date
Irving ISD			

District	Signature	Position	Date
Lancaster ISD			

District	Signature	Position	Date
Mesquite ISD			

District	Signature	Position	Date
Richardson ISD			

District	Signature	Position	Date
Sunnyvale ISD			

DCJJAEP Governance Committee

2024-2025 MEETING DATES

<i>Day/Date</i>	<i>Time</i>	<i>Site</i>
Friday, August 25, 2024 (optional)	10 a.m.	Zoom
Friday, September 29, 2024	10 a.m.	Zoom
Friday, October 27, 2024	10 a.m.	Zoom
Friday, November 2024	No meeting	
Friday, December 1, 2024*	10 a.m.	Zoom
Friday, January 26, 2025	10 a.m.	Zoom
Friday, February 23, 2025	10 a.m.	Zoom
Friday, March 29, 2025	10 a.m.	Zoom
Friday, April 26, 2025	10 a.m.	Zoom
Friday, May 31, 2025	10 a.m.	Zoom
Friday, June 7, 2025 * (optional)	10 a.m.	Zoom

Meetings are typically held the last Friday of the month except as noted with an *.

SPECIAL RECOGNITION

5/13/2024

**TOPIC: Recognition of Texas Music Educators Association Administrator of Distinction
- Natasha Stewart, MacArthur High School**

**SUBMITTED BY: Ahna Gomez, Chief of School Leadership/Dimas Delgado, Executive
Director of Fine Arts**

BACKGROUND: TMEA recognizes upper-level school administrators across the state who have been instrumental in preserving quality music education programs on their campuses and in their districts. From districts with only a single elementary, middle, and high school to those with multiple 6A campuses, administrators have great influence over a program's opportunity for success. Administrators are nominated by individuals they serve and voted on by a committee at the state level of TMEA.

One of our own has been recognized by the TMEA as an administrator of distinction. She was the principal at MacArthur HS. Mrs. Natasha Stewart.

Thank you Mrs. Stewart for your exceptional support for the arts at MHS.

SPECIAL RECOGNITION
05/13/2024

TOPIC: Recognition of GATES Scholarship Recipients

SUBMITTED BY: Julie Soberanis, Director of Guidance and Counseling

BACKGROUND:

The Gates Scholarship (TGS) is a highly selective, last-dollar scholarship for outstanding, minority, high school seniors. Each year, the scholarship is awarded to exceptional student leaders, with the intent of helping them realize their maximum potential.

Irving High

Diana Amaya Canales

MacArthur

Grace Marquez

Singley Academy

Sneha Shrestha

IRVING INDEPENDENT SCHOOL DISTRICT
WORK SESSION - BOARD OF TRUSTEES
5:00 P.M.
2621 W. Airport Freeway, Irving, Texas, 75062
Monday, April 15, 2024

Call to Order The work session was called to order by President Randy Randle at 5:00 p.m.

MEMBERS Randy Randle, President
 Dr. Rosemary Robbins, Vice President
PRESENT: AD Jenkins, Secretary
 Nuzhat Hye
 Lisa Lobb
 Mary Richarte
 Michael Kelley

ABSENT:

ALSO
PRESENT: Magda Hernandez, Superintendent
 Fernando Natividad, Finance and Federal/State Programs
 Dorian Galindo, POD
 Robin Bayer, Learning Services
 Dr. Jeannine Porter, Marketing & Communications
 Alvin McQuarters, Technology
 Ahna Gomez, School Leadership
 Dr. Juan Carlos Martinez, Deputy Superintendent
 Katie Gilleland, Human Resources
 Lisa Hill, Human Resources
 Ernest Rivera, Human Resources
 Nika Brunk, Human Resources
 Emilio Morlett, Human Resources
 Jesus Villasenor, Employee Wellness
 Jorge Acosta, Human Resources
 Rosa Orozco, Human Resources
 Olga Rosenberger, Food and Nutrition Services
 Mahdia Lalee, Business Services
 MiEsha Runnels, Business Services
 Latanya Cayeta, Business Services
 Erika Pedroza, Marketing & Communications
 Justine Huddleston, Marketing & Communications
 Dennis Palacios, Marketing & Communications
 AndreAnna Tate, Marketing & Communications
 Liesl Payne, Parent Education & Community Engagement
 Luis Rosado, Purchasing
 Jerome Pilgrim, Purchasing
 Zach Moore, CTE
 Joe Estrada, School Leadership
 Sheila Peragine, School Leadership
 Jennifer McKee, School Leadership
 Julie Soberanis, Guidance & Counseling
 Kevin Dodge, Safety and Security
 Cher Elzy, Business Office
 Claudia Sadler, Business Office
 Bel Williams, SPED
 Marco Hinojosa, Transportation
 Litzzy Ambrocio, School Leadership
 Laura Marquez, School Operations

VISITORS:

Discussion of
Regular Board
Meeting Agenda
Matters

Discussion took place on the April 15, 2024, Regular Meeting Agenda matters.

Executive Session Go into Executive Session at 5:01 pm

- A. Section 551.071 - To seek the advice of the Board's attorney about:
1. Pending or Contemplated Litigation, Settlement Offer, or Matter Under Investigation
 2. A Matter in Which the Professional Duty of the Attorney to the Board Conflicts with the Applicable Provisions of the Texas Open Meetings Act.

B. Section 551.072 - To deliberate the purchase, exchange, sale, lease or value of real property if such deliberation in open session would have a detrimental effect on the Board's position in negotiations with a third party

C. Section 551.074 - To deliberate the appointment, employment, resignation, evaluation, reassignment, proposed non-renewals, termination, duties, discipline, or dismissal of a public officer or employee; or to hear a complaint or charge against an officer or employee.

Reconvene into Open Session at 5:38 pm

Adjournment

The work session adjourned at 5:38 p.m

IRVING INDEPENDENT SCHOOL DISTRICT
REGULAR MEETING - BOARD OF TRUSTEES
7:00 P.M.
2621 W. Airport Freeway, Irving, Texas, 75062
Monday, April 15, 2024

Call to Order The Regular Meeting was called to order by President Randy Randle at 7:08 p.m.

MEMBERS Randy Randle, President
PRESENT: Dr. Rosemary Robbins, Vice President
 AD Jenkins, Secretary
 Michael Kelley
 Mary Richarte
 Lisa Lobb

Nuzhat Hye

ALSO
PRESENT: Magda Hernandez, Superintendent
 Fernando Natividad, Finance and Federal/State Programs
 Dr. Jeannine Porter, Marketing & Communications
 Dr. Dorian Galindo, POD
 Alvin McQuarters, Technology
 Dr. Andre Smith, Administrative Services
 Robin Bayer, Learning Services
 Ahna Gomez, School Leadership
 Dr. Juan Carlos Martinez, Deputy Superintendent
 Lisa Hill, Human Resources
 Katie Gilleland, Human Resources
 Nika Brunk, Human Resources
 Emilio Morlett, Human Resources
 Holley Nasky, Learning Services
 Julie Soberanis, Counseling & Guidance
 Dr. Harleigh Jones, Singley Academy
 Sheila Peragine, School Leadership
 Kevin Dodge, Safety and Security
 Justine Huddleston, Marketing and Communications
 Carla Flores, TJ Lee
 Samuel Hernandez, Irving High School
 Francisco Miranda, Nimitz High School
 Natasha Stewart, MacArthur High School
 Eric Ogle, Lamar MS
 Jana Claxton, Curriculum & Instruction
 Erika Pedroza, Marketing and Communications
 AndreaAnna Tate, Marketing and Communications
 Mary Kay Dixon, Stipes
 Yolanda Williams, Stipes
 James Tiggeman, Digital Learning
 Patty Rodriguez, Cardwell
 George Cuba, Singley
 Karina Garcia, Bond
 Gabrielle Johnson, Bond
 MaryAnne Send, Guidance & Counseling
 Bryanna Cano, Guest Educator
 Tiffany Wilson, SPED
 Monica Yamashiro, Irving HS
 Lindsey Sanders, Johnston ES
 James Newman, Irving HS
 Ashley Fiomengo, South Irving Collegiate
 Litzy Ambrocio, School Leadership
 Laura Marquez, School Operations

VISITORS: Geoffrey Harris, UEA
 Bishop Kevin Dickerson

The invocation was given by Bishop Dickerson

The pledges to the flags were led by Johnston ES Students

Special
Recognition

Recognition of the Teacher of the Month- Monica Yamashiro, English III Teacher, Irving HS

Recognition of the Employee of the Month – Noami Vidales, Records Facilitator, Farine ES

Recognition of the Guest Educator of the Month- Bryanna Cano, TJ Lee ES

Recognition of Irving ISD Basketball Special Olympians from the 2023-2024 School Year

Recognition of Academic Decathlon State-Qualifying Teams from Irving, MacArthur, and Nimitz

Recognition of Destination Imagination State-Qualifying Teams from Singley, Cardwell, and Stipes

Recognition of Dell Scholar Recipients from Nimitz HS and Singley Academy

Public Comment

Jorge Cuba – Wage

Consent Agenda

1. Consider Approval of Minutes of March 25, 2024
2. Consider Approval of Financial Statement for February 2024
3. Consider Approval of Resolution Order No. #23-24-12 Authorizing April Amendments to the 2023-2024 Budget
4. Consider Approval of the Supplements to the Irving ISD Tax Rolls
5. Consider Approval of the 2024-2025 School Board Meeting Schedule
6. Consider Approval of Engagement of Weaver and Tidwell, L.L.P for Financial and Accounting Services
7. Consider Approval and Execution of the Purchase and Sales Agreement for the Purchase of the Property Located at 4257 N. MacArthur Blvd, Irving Texas, 75038
8. Consider Approval of Award for Request for Proposal (RFP) #24-27-908 for the Purchase of Local Analog Telecommunication Services
9. Consider Approval of the Renewal of Award for Request for

Proposal (RFP) #21-81-916 for the Purchase of Bread Products and Request for Proposal (RFP) #23-57-916 for the Purchase of Milk and Dairy Products for the Food & Nutrition Services Department

10. Consider Approval of the Renewal of Award for Request for Proposal (RFP) #22-67-914 for the Purchase of Concrete Services

11. Consider Approval of the Renewal of Award for Request for Proposal (RFP) #21-68-883 for the Purchase of Career and Technical Education (CTE) Programs, Services, and Instructional Supplies

12. Consider Approval of the 2024-2025 Signing Bonus for All New to Irving ISD Hires

13. Consider Approval of the 2024-2025 Signing Bonus for All New to Irving ISD Elementary Bilingual Teachers

14. Consider Approval of Modification to the 2024-2025 Supplemental Pay Schedules (Stipends, Substitute, Hourly, Summer)

15. Consider Approval of the Renewal of Probationary and Term Contracts of Employment for the Employees Recommended by the Superintendent of Schools

16. Consider Approval of the Renewal of Probationary and Term Contracts of Employment of Administrative Professional, Certified and Non-Certified Employees

17. Consider and Take Possible Action to Approve the Recommendation to Terminate Probationary Contract Employees at the End of the Contract Period

18. Consider Approval of Recommendation to Propose Nonrenewal of Term Contract Employees at the End of the Contract Period, Pursuant to Chapter 21 of the Texas Education Code for Employees who are Impacted by the Board-Approved Programmatic Change and Reorganizational Under Board Policy DFFB and DFBB (Local) Affecting Related Positions

19. Consider Approval of Recommendation to Propose Termination of Probationary Contract Employees at the End of the Contract Period, Pursuant to Board Policy DFAB (Legal) and in Relation to Chapter 21 of the Texas Education Code for Employees who are impacted by the Board Approved Programmatic Change and Reorganization Under Board Policy DFFB and DFBB Local Affecting Related Positions

20. Consider Approval of Requested Date Change for May 2024 Board Meetings

21. Consider Acceptance of Gifts and Donations to the District

Lisa Lobb made a motion to approve the Consent Agenda Items

Dr. Rosemary Robbins seconded

Passed 6-0

Superintendents
Announcements

Proud of I Am Next 120 education pathways student from Irving High, MacArthur High, and Nimitz High schools who were recognized last week at the I Am Next Ceremony. Congratulations to Lucinda Gonzalez, parent liaison at MacArthur High School, on being names 2023-2024 Community Helper of the Year, presented by the North Texas Honda Dealers and *Dave Campbell's* ⁵⁶ *Texas Football* magazine.

Board

Announcements

Reminders for upcoming events districtwide initiatives like, Community Resource Fair details, Teacher of the Year details, Breakfast with the Stars details, Salute to Service details, The Athletic Hall of Fame Banquet details, and Graduation details. Wished students best of luck for STAAR testing.

Dr. Robbins – Regretfully missed I Am Next event

AD Jenkins – -Attended City Counsel Candidate Forum, proud of the 6 Board Trustees that attended

Mr. Kelley – - Attended I Am Next Ceremony

Mary Richarte – - Attended first soccer playoffs, also attendant the Nimitz Library Dedication, AVID demonstration and I Am Next Event

Mr. Randle – - Shoutout to the life teachers throughout the district and coaches that train our Special Olympians. It was an honor recognizing them. Thank you, parent, teachers and coaches.

Nuzhat Hye - - No comment

Lisa Lobb – Attended I Am Next. Amazed at the scores of students that are going through that program

EXECUTIVE SESSION

- A, Section 551.071 - To seek the advice of the Board's attorney about:
 1. Pending or Contemplated Litigation, Settlement Offer, or Matter Under Investigation
 2. A Matter in Which the Professional Duty of the Attorney to the Board Conflicts with the Applicable Provisions of the Texas Open Meetings Act.
- B. Section 551.072 - To deliberate the purchase, exchange, sale, lease or value of real property if such deliberation in open session would have a detrimental effect on the Board's position in negotiations with a third party
- C. Section 551.074 - To deliberate the appointment, employment, resignation, evaluation, reassignment, proposed non-renewals, termination, duties, discipline, or dismissal of a public officer or employee; or to hear a complaint or charge against an officer or employee.

ADJOURNMENT

Adjourned at 8:12 pm

CONSENT ACTION ITEM
05/13/2024

TOPIC: Consider Approval of Financial Statement for March 2024

SUBMITTED BY: Fernando Natividad; Chief Financial Officer

BACKGROUND: The monthly preparation of the financial statement is to provide information about the financial position, performance, and changes in financial position of the district, which can be useful to the Board of Trustees, management, and other stakeholders in making economic decisions.

ADMINISTRATIVE RECOMMENDATION: The Administration recommends that the Board approve the Financial Statements for March 2024.

RECOMMENDED BOARD MOTION: I move the Board to approve the Financial Statements for March 2024.

Attachments:

1. Summary Memo from Mahdia Lalee to Fernando Natividad
2. Graphic Presentation of Expenditures and Fund Balance
3. Expenditures and Revenue Report for All Funds
4. Balance Sheet Reports for General Operating, Food Service and Debt Service Funds

Date: May 13, 2024
To: Fernando Natividad, Chief Financial Officer
From: Mahdia Lalee, Director of Business Operations
Subject: Financial Statements for March 2024

General Operating Fund

Revenue:

Total revenue and other sources for the General Operating Fund through March were \$235,059,481 or 71.6% of budget, compared to \$265,475,438 or 79.5% of budget last year, a decrease of \$30,415,957 or 11.4%. This decrease is attributed to the following item:

- Local Resources totaled \$146,027,208 compared to \$175,808,961 last year, a decrease of \$29,781,753.

Expenditures:

Total expenditures and other uses for the General Operating Fund through March were \$190,275,709 or 57.5% of budget, compared to \$ 190,997,088 or 55.2% of budget last year, a decrease of \$721,379 or .38%. There was no significant change when comparing year to year during this time.

Food Service Fund

Revenue:

Total revenue and other sources for the Food Service Fund through March were \$18,167,919 or 72.8% of budget compared to \$17,668,537 or 69.9% of budget last year, an increase of \$499,382 or 2.83%.

- Federal Resources totaled \$16,593,930 compared to \$16,171,032 last year, an increase of \$422,898.

Expenditures:

Total expenditures and other uses for the Food Service Fund through March were \$16,069,555 or 69.1% of budget, compared to \$14,401,106 or 60.7% of budget last year, an increase of \$1,668,449 or 11.59%. The increase in total expenditures was attributed to the following item:

- Function 35 – This increase is a combination of collective increase in payroll, food and supplies, as well as capital assets purchased in current year versus last year.

Debt Service Fund

Revenue:

Total revenue and other uses for the Debt Service Fund through March were \$60,563,807 compared to \$46,769,271 last year, an increase of \$13,794,536. This increase is attributed to:

- Local Resources totaled \$57,117,724 compared to \$45,066,713 last year, an increase of \$12,051,011.

Expenditures:

Total expenditures and other uses for the Debt Service Fund through March were \$48,217,525 compared to \$39,558,300 last year, an increase of \$8,659,225. This increase is attributed to:

- 2023 Semi-Annual Bond interest and principal payment totaled \$8,081,000.

Special Revenue Funds

Special Revenue Funds are used to account for the proceeds of special revenue sources (other than tax assessments, major capital projects, etc.) that are legally restricted to expenditures for specified purposes, such as special education grants.

Revenue:

Total revenue and other uses for the Special Revenue Fund through March were \$25,676,047 compared to \$24,557,288 last year, an increase of \$1,118,759. This increase is attributed to:

- State Revenue totaled \$1,347,748 compared to \$585,277 last year this time, an increase of \$762,472.

Expenditures:

Total expenditures and other uses for the Special Revenue Fund through March were \$27,614,680 compared to \$32,091,878 last year a decrease of \$4,477,198.

- The decrease is attributed to less expenditures from special revenue funds.

Capital Projects Funds

Revenue:

Total revenue and other uses for the Capital Project Fund through March were \$11,449,561. This is attributed to the 2023 bonds and the interest earned on those funds.

Expenditures:

Total expenditures and other uses for the Capital Project Fund through March were \$14,950,313 compared to \$211,717 last year, an increase of \$14,738,596. The increase is attributed to the 2023 bond and current ongoing projects.

Proprietary Funds

Irving ISD maintains the following Internal Service Funds: Workers' Compensation, Unemployment, Science Refurbishment, and Print Shop Service Center.

Revenue:

Total revenue and other sources for the Proprietary Fund through March were \$1,977,111 or 62.2% of budget compared to \$1,341,658 or 54.2% of budget last year, an increase of \$635,453. The increase in total revenue is attributed to the following item:

- Interfund transfer of \$700,000 to the Risk Management fund to cover the TASB costs for the 23-24 fiscal year.

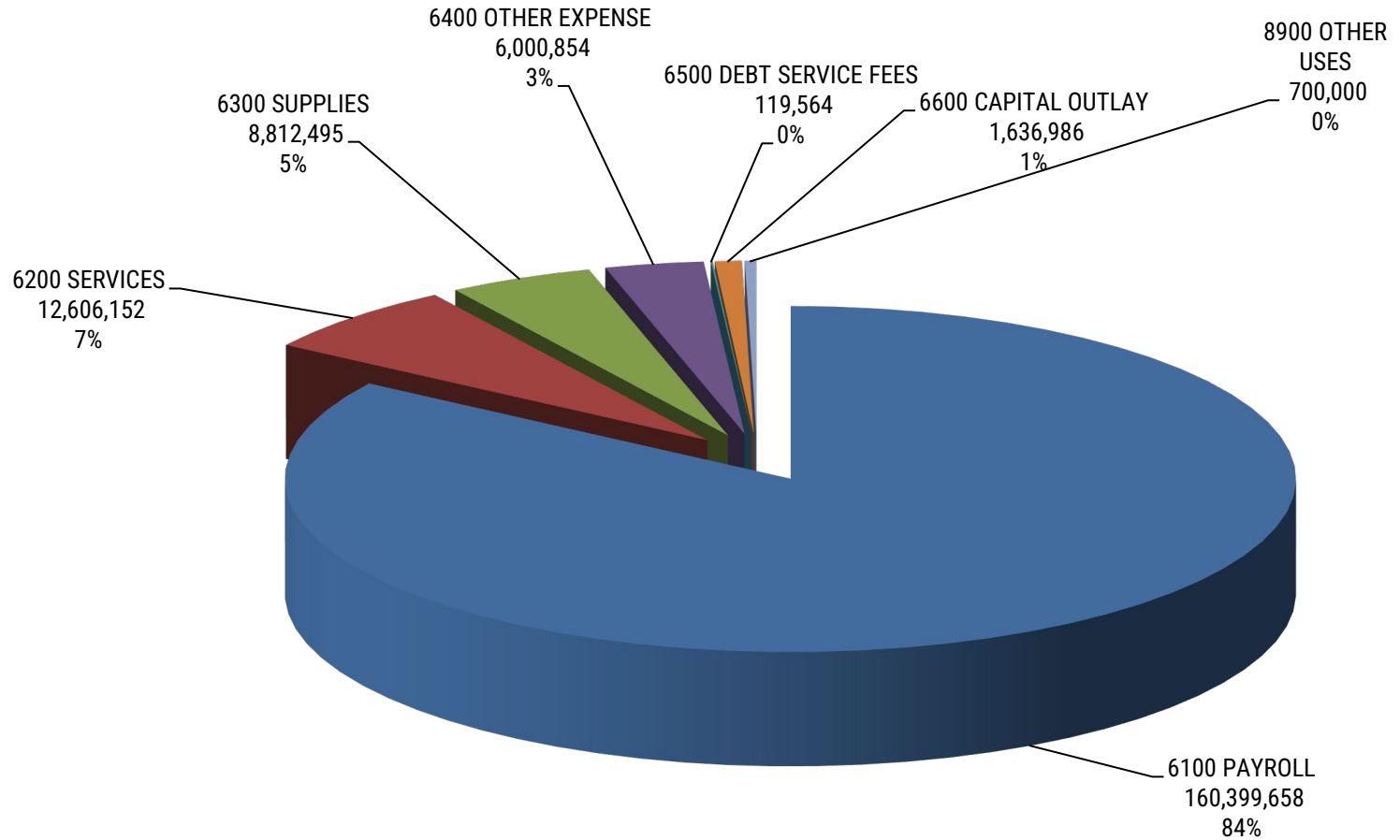
Expenditures:

Total expenditures and other uses for the Proprietary Fund through March were \$2,096,340 or 66% of budget, compared to \$946,293 or 38.2% of budget last year, an increase of \$1,150,047. The increase in total expenditures was attributed to the following item:

- Starting 23-24 Fiscal year the district has contracted TASB for worker's compensations, the increase in current year expenditures versus last year is that in October 2023 the district paid TASB a Lum sum to cover all claims for the 23-24 fiscal year but in previous years the district was paying only claims that were incurred in the month prior.

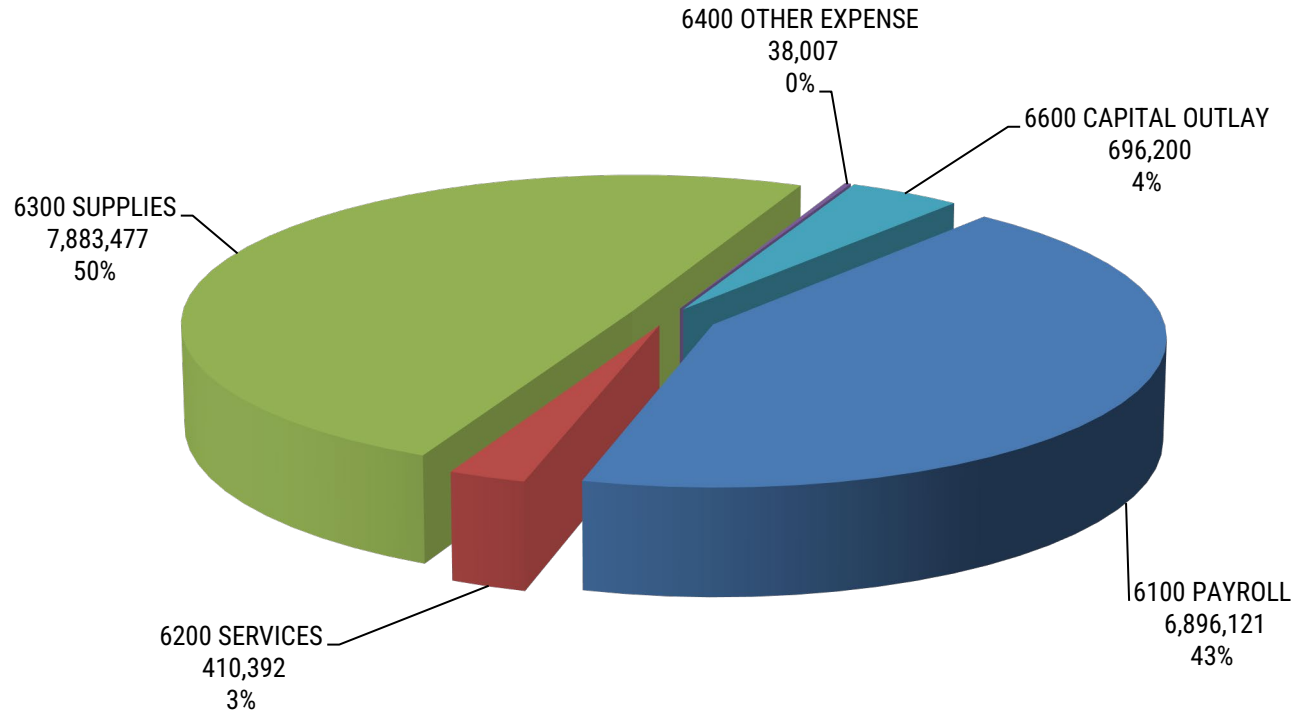
As of March 31, 2024, total net assets for all the Internal Service Funds were \$1,619,117 with science refurbishment fund having a negative net position.

General Operating Fund YTD Actual Expenditures March 31, 2024

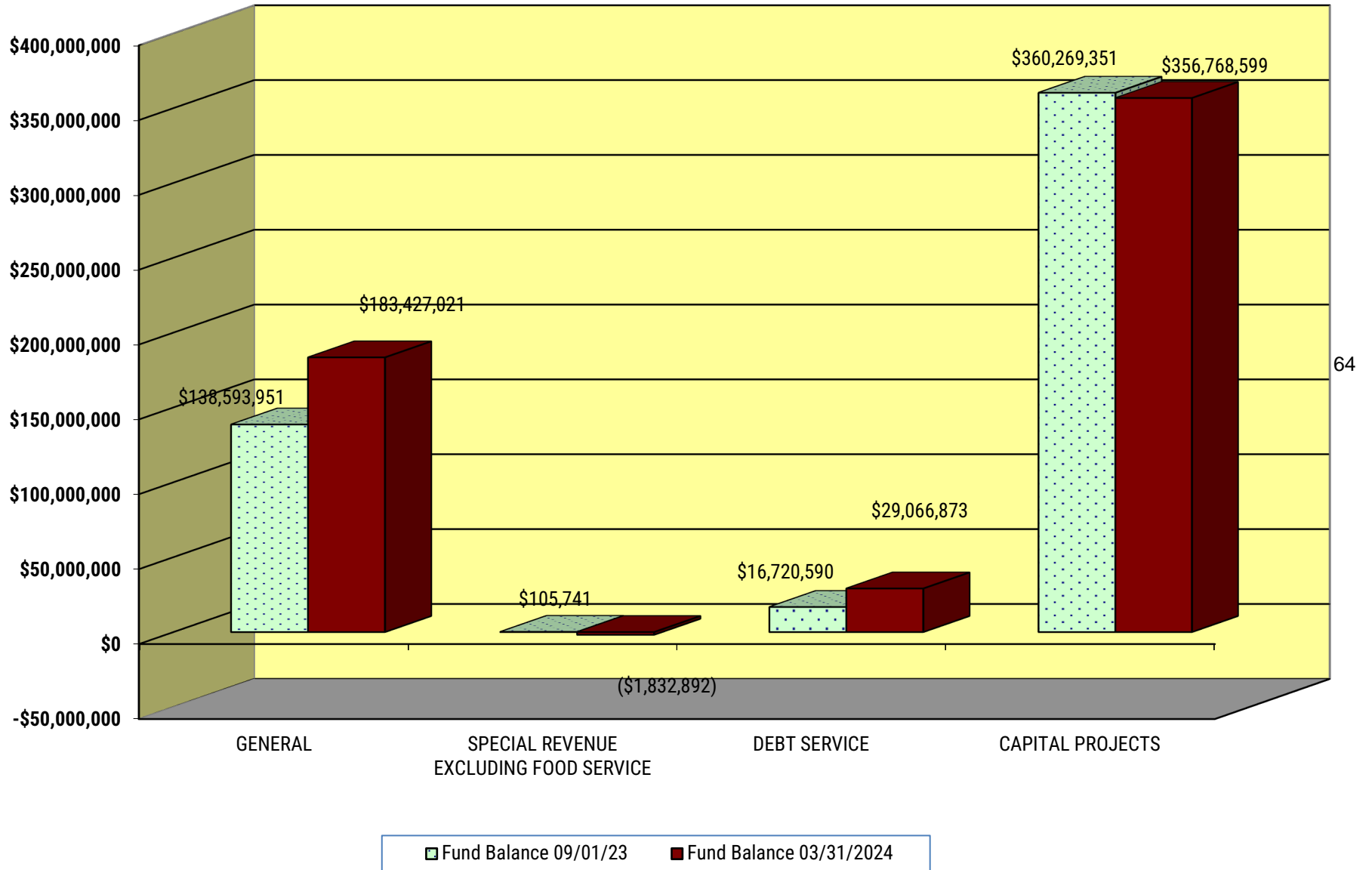


62

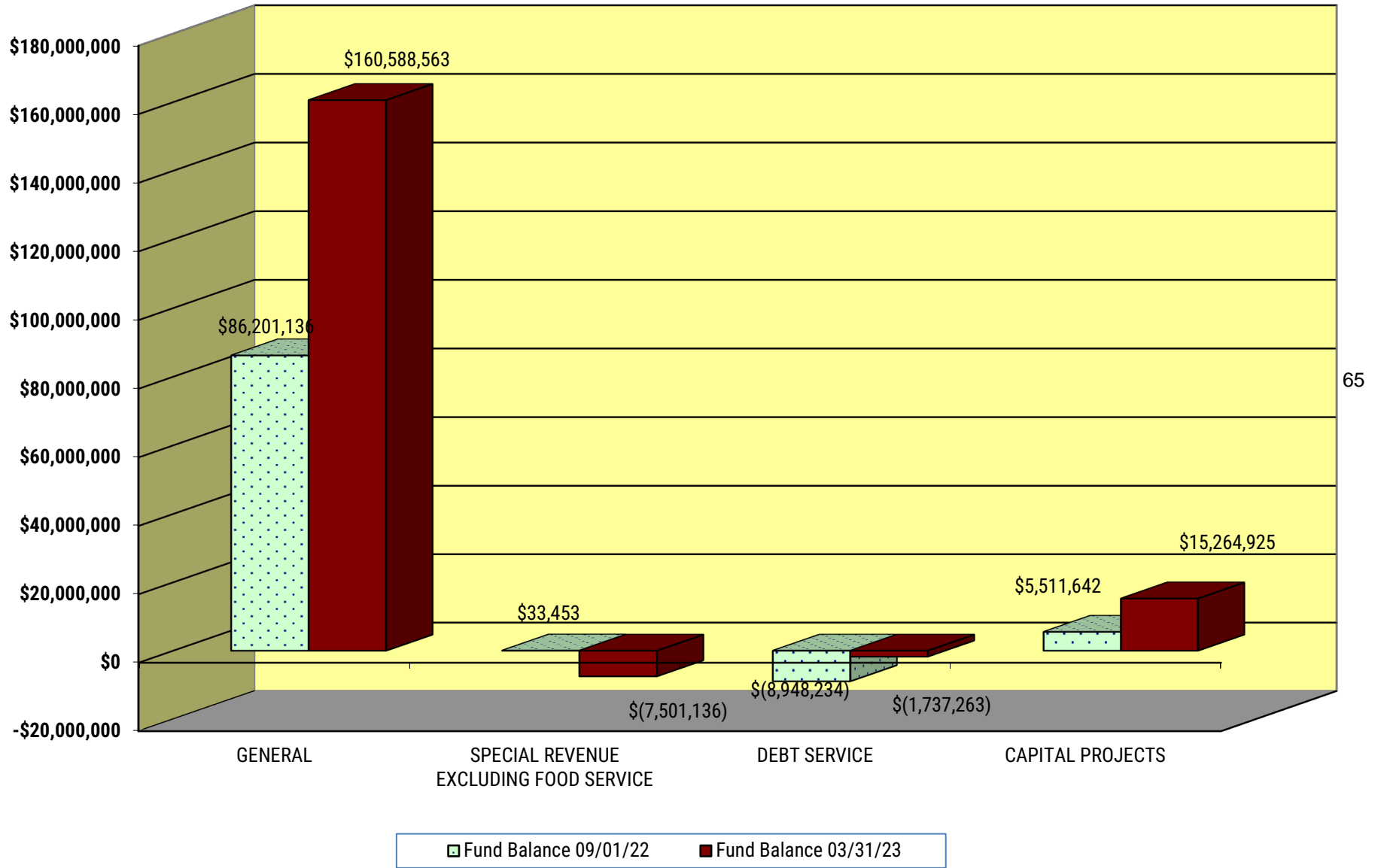
Food Service Fund YTD Actual Expenditures March 31, 2024



Comparative Fund Balances March 31, 2024



Comparative Fund Balances March 31, 2023



**IRVING INDEPENDENT SCHOOL DISTRICT
COMPARISON OF GENERAL OPERATING BUDGET & ACTUAL
March 31, 2024**

	CURRENT YEAR						PRIOR YEAR		
	09/01/2023 to 03/31/2024			03/24 MTD		(OVER) UNDER	09/01/2022 to 03/31/2023		
	BUDGET	ACTUAL	%YTD	ACTUAL	%MTD	YTD BUDGET	BUDGET	ACTUAL	%YTD
REVENUE									
LOCAL RESOURCES:									
5711 TAXES CURRENT YEAR	165,491,762	139,308,685	84.2%	829,852	0.5%	26,183,077	172,678,620	167,995,227	97.3%
5712 DELINQUENT TAXES	245,542	(1,936,059)	-788.5%	(430,298)	-175.2%	2,181,601	256,205	127,089	49.6%
5719 OTHER TAX RELATED REVENUE	480,000	1,015,583	211.6%	105,675	22.0%	(535,583)	500,000	1,198,079	239.6%
TOTAL TAXES	166,217,304	138,388,209	83.3%	505,229	0.3%	27,829,095	173,434,825	169,320,395	97.6%
5735 SUMMER SCHOOL	-	-	--	-	--	-	-	(152)	--
5738 PARKING FEES	4,500	2,463	54.7%	165	3.7%	2,037	4,500	1,552	34.5%
5739 OTHER TUITION AND FEES	200,000	299,627	149.8%	42,363	21.2%	(99,627)	200,000	304,823	152.4%
5742 INVESTMENT EARNINGS	250,000	5,039,003	2015.6%	2,703,309	1081.3%	(4,789,003)	500,000	2,990,020	598.0%
5743 RENTAL OF FACILITIES	70,000	16,215	23.2%	2,080	3.0%	53,785	70,000	19,363	27.7%
5744 GIFTS AND BEQUESTS	162,450	45,999	28.3%	15	0.0%	116,451	287,056	156,907	54.7%
5745 NET INSURANCE RECOVERY	200,000	500	0.3%	-	0.0%	199,500	200,000	1,284,443	642.2%
5746 TIF TAXES COLLECTED	-	-	--	-	--	-	-	-	--
5749 MISCELLANEOUS REVENUE	500,000	916,623	183.3%	78,102	15.6%	(416,623)	719,229	590,100	82.0%
5752 ATHLETIC	-	162,981	--	15,634	--	(162,981)	-	162,686	--
5755 ACTIVITY FUND RECEIPTS	1,429,972	661,859	46.3%	78,444	5.5%	768,113	1,263,351	604,192	47.8%
5766 CONCURRENT ENROLLMENT	50,000	51,000	102.0%	-	0.0%	(1,000)	50,000	29,000	58.0%
5767 IRVING SCHOOL FOUNDATION	144,129	130,349	156.2%	8,469	4.2%	(112,379)	46,548	85,115	182.9%
5769 REVENUE FROM INTERMEDIATE	200,000	312,379	237.9%	44,066	1.4%	(4,427,948)	200,000	260,517	130.3%
TOTAL OTHER LOCAL RESOURCES	3,211,051	7,638,999	237.9%	2,972,646	92.6%	(4,427,948)	3,540,685	6,488,566	183.3%
TOTAL LOCAL RESOURCES	169,428,355	146,027,208	86.2%	3,477,875	2.1%	23,401,147	176,975,510	175,808,961	99.3%
STATE RESOURCES:									
5811 PER CAPITA	-	6,820,687	--	2,099,161	--	(6,820,687)	7,224,195	9,869,152	136.6%
5812 FOUNDATION ENTITLEMENTS	137,450,419	65,864,188	47.9%	-	0.0%	71,586,231	119,852,633	64,092,053	53.5%
5819 STATE	-	-	--	-	--	-	-	-	--
5829 TEA/NON-FOUNDATION REVENUE	-	476	--	-	--	(476)	-	252	--
5831 STATE TRS ON-BEHALF	12,500,000	9,499,928	76.0%	1,445,202	11.6%	3,000,073	16,800,000	9,023,911	53.7%
TOTAL STATE RESOURCES	149,950,419	82,185,278	54.8%	3,544,363	2.4%	67,765,141	143,876,828	82,985,368	57.7%
FEDERAL RESOURCES:									
5929 FEDERAL REVENUE-TEA DISTR.	4,000,000	2,688,896	67.2%	176,258	4.4%	1,311,104	8,500,000	1,062,056	12.5%
5931 SHARS REIMBURSEMENT	4,350,000	3,615,963	83.1%	2,994,641	68.8%	734,037	4,350,000	4,906,672	112.8%
5939 CHILD & ADULT CARE PROGRAM	-	-	--	-	--	-	-	29,997	--
5946 BABS SUBSIDY	-	-	--	-	--	-	-	-	--
5949 ROTC	250,000	135,535	54.2%	11,605	4.6%	114,465	250,000	187,992	75.2%
5959 SHARED SERVICE ARRANGEMENT	-	1,174	--	-	--	-	-	1,669	--
TOTAL FEDERAL RESOURCES	8,600,000	6,441,567	74.9%	3,182,763	37.0%	2,158,433	13,100,000	6,188,387	47.2%
OTHER SOURCES:									
7912 SALE OF FIXED ASSETS	-	17,200	--	-	--	(17,200)	-	151,800	--
7913 LEASE/PURCHASE PROCEEDS	-	-	--	-	--	-	-	90,923	--
7915 INTERFUND TRANSFERS IN	388,227	388,227	100.0%	388,227	100.0%	-	-	-	--
7918 SPECIAL ITEMS	-	-	--	-	--	-	-	-	--
7919 EXTRAORDINARY ITEMS	-	-	--	-	--	-	-	250,000	--
TOTAL OTHER REVENUE SOURCES	388,227	405,427	104.4%	388,227	100.0%	(17,200)	-	492,723	--

66

IRVING INDEPENDENT SCHOOL DISTRICT
 COMPARISON OF GENERAL OPERATING BUDGET & ACTUAL
 March 31, 2024

	CURRENT YEAR						PRIOR YEAR		
	09/01/2023 to 03/31/2024			03/24 MTD	(OVER) UNDER		09/01/2022 to 03/31/2023		
	BUDGET	ACTUAL	%YTD	ACTUAL	%MTD	YTD BUDGET	BUDGET	ACTUAL	%YTD
TOTAL GENERAL OPERATING REVENUE:	328,367,001	235,059,481	71.6%	10,593,228	3.2%	93,307,521	333,952,338	265,475,438	79.5%

**IRVING INDEPENDENT SCHOOL DISTRICT
COMPARISON OF GENERAL OPERATING BUDGET & ACTUAL
March 31, 2024**

	CURRENT YEAR						PRIOR YEAR		
	09/01/2023 to 03/31/2024			03/24 MTD		(OVER) UNDER	09/01/2022 to 03/31/2023		
	BUDGET	ACTUAL	%YTD	ACTUAL	%MTD	YTD BUDGET	BUDGET	ACTUAL	%YTD
EXPENDITURES									
11 INSTRUCTION:									
6100 PAYROLL	183,474,935	104,999,518	57.2%	15,046,390	8.2%	78,475,418	183,630,772	106,201,753	57.8%
6200 CONTRACTED SERVICES	1,495,158	970,066	64.9%	41,027	2.7%	525,092	2,450,502	1,461,114	59.6%
6300 SUPPLIES	8,113,181	3,520,986	43.4%	254,465	3.1%	4,592,195	9,235,569	3,312,566	35.9%
6400 OTHER EXPENSE	2,388,237	1,381,490	57.8%	178,163	7.5%	1,006,746	2,893,699	1,178,088	40.7%
6600 CAPITAL OUTLAY	340,002	491,699	144.6%	-	0.0%	(151,697)	60,594	14,447	23.8%
TOTAL INSTRUCTION	195,811,513	111,363,760	56.9%	15,520,044	7.9%	84,447,753	198,271,137	112,167,968	56.6%
12 LIBRARY:									
6100 PAYROLL	4,674,188	2,371,902	50.7%	332,352	7.1%	2,302,286	4,443,618	2,655,024	59.7%
6200 CONTRACTED SERVICES	35,890	11,744	32.7%	450	1.3%	24,146	32,344	11,946	36.9%
6300 SUPPLIES	775,602	567,731	73.2%	16,128	2.1%	207,871	1,060,889	746,086	70.3%
6400 OTHER EXPENSE	55,491	14,662	26.4%	5,126	9.2%	40,829	41,170	12,494	30.3%
6600 CAPITAL OUTLAY	-	2,075	--	-	--	(2,075)	-	-	--
TOTAL LIBRARY	5,541,170	2,968,114	53.6%	354,056	6.4%	2,573,057	5,578,021	3,425,551	61.4%
13 STAFF DEVELOPMENT:									
6100 PAYROLL	3,575,348	1,525,046	42.7%	250,808	7.0%	2,050,302	6,861,236	2,030,889	29.6%
6200 CONTRACTED SERVICES	319,107	177,621	55.7%	7,954	2.5%	141,486	533,923	199,042	37.3%
6300 SUPPLIES	452,272	169,473	37.5%	860	0.2%	282,799	592,264	376,200	63.5%
6400 OTHER EXPENSE	565,480	247,805	43.8%	22,083	3.9%	317,675	671,621	297,564	44.3%
6600 CAPITAL OUTLAY	-	2,075	--	-	--	(2,075)	-	-	--
TOTAL STAFF DEVELOPMENT	4,912,207	2,122,019	43.2%	281,705	5.7%	2,790,187	8,659,044	2,903,695	33.5%
21 INSTRUCTIONAL ADMINISTRATION:									
6100 PAYROLL	6,094,311	3,477,445	57.1%	516,873	8.5%	2,616,866	7,160,072	3,583,036	50.0%
6200 CONTRACTED SERVICES	406,790	266,030	65.4%	34,281	8.4%	140,761	1,302,311	892,659	68.5%
6300 SUPPLIES	608,221	328,628	54.0%	9,394	1.5%	279,593	656,399	421,126	64.2%
6400 OTHER EXPENSE	1,213,749	192,797	15.9%	13,478	1.1%	1,020,952	838,471	315,834	37.7%
6600 CAPITAL OUTLAY	500	18,921	3784.3%	-	0.0%	(18,421)	500	-	0.0%
TOTAL INSTRUCTIONAL ADMINISTRATION	8,323,571	4,283,822	51.5%	574,026	6.9%	4,039,749	9,957,753	5,212,655	52.3%
23 SCHOOL ADMINISTRATION:									
6100 PAYROLL	20,241,267	11,255,222	55.6%	1,584,351	7.8%	8,986,044	19,723,088	11,534,013	58.5%
6200 CONTRACTED SERVICES	184,337	47,919	26.0%	10,497	5.7%	136,419	177,102	46,753	26.4%
6300 SUPPLIES	409,271	215,260	52.6%	12,910	3.2%	194,011	448,483	249,229	55.6%
6400 OTHER EXPENSE	506,146	217,145	42.9%	30,172	6.0%	289,001	471,363	264,423	56.1%
6600 CAPITAL OUTLAY	14,382	14,382	100.0%	-	0.0%	-	15,425	-	0.0%
TOTAL SCHOOL ADMINISTRATION	21,355,402	11,749,927	55.0%	1,637,930	7.7%	9,605,475	20,835,462	12,094,417	58.0%

68

**IRVING INDEPENDENT SCHOOL DISTRICT
COMPARISON OF GENERAL OPERATING BUDGET & ACTUAL
March 31, 2024**

	CURRENT YEAR						PRIOR YEAR		
	09/01/2023 to 03/31/2024			03/24 MTD		(OVER) UNDER	09/01/2022 to 03/31/2023		
	BUDGET	ACTUAL	%YTD	ACTUAL	%MTD	YTD BUDGET	BUDGET	ACTUAL	%YTD
31 COUNSELING SERVICES:									
6100 PAYROLL	13,831,198	8,665,179	62.6%	1,225,533	8.9%	5,166,019	17,931,906	8,308,363	46.3%
6200 CONTRACTED SERVICES	1,887,334	1,192,664	63.2%	121,227	6.4%	694,669	556,656	379,123	68.1%
6300 SUPPLIES	744,991	297,771	40.0%	2,034	0.3%	447,220	869,884	315,185	36.2%
6400 OTHER EXPENSE	125,486	68,312	54.4%	6,837	5.4%	57,174	156,523	101,182	64.6%
6600 CAPITAL OUTLAY	-	-	--	-	--	-	-	-	--
TOTAL COUNSELING SERVICES	16,589,009	10,223,926	61.6%	1,355,631	8.2%	6,365,083	19,514,969	9,103,852	46.7%
32 ATTENDANCE SERVICES:									
6100 PAYROLL	1,315,501	418,817	31.8%	57,878	4.4%	896,684	1,639,943	760,691	46.4%
6200 CONTRACTED SERVICES	2,910	2,940	101.0%	420	14.4%	(30)	750	3,640	485.3%
6300 SUPPLIES	-	-	--	-	--	-	87	-	0.0%
6400 OTHER EXPENSE	280	20	7.0%	-	0.0%	260	6,092	149	2.5%
TOTAL ATTENDANCE SERVICES	1,318,691	421,777	32.0%	58,298	4.4%	896,914	1,646,872	764,480	46.4%
33 HEALTH SERVICES:									
6100 PAYROLL	3,467,201	1,897,498	54.7%	267,211	7.7%	1,569,703	3,297,312	1,979,453	60.0%
6200 CONTRACTED SERVICES	4,800	1,309	27.3%	38	0.8%	3,491	4,800	2,550	53.1%
6300 SUPPLIES	102,730	79,609	77.5%	2,282	2.2%	23,121	99,088	64,556	65.2%
6400 OTHER EXPENSE	12,089	2,553	21.1%	382	3.2%	9,536	7,853	2,692	34.3%
6600 CAPITAL OUTLAY	-	2,075	--	-	--	(2,075)	-	-	--
TOTAL HEALTH SERVICES	3,586,820	1,983,044	55.3%	269,913	7.5%	1,603,776	3,409,053	2,049,251	60.1%
34 PUPIL TRANSPORTATION:									
6100 PAYROLL	7,573,518	5,446,163	71.9%	1,004,240	13.3%	2,127,355	7,726,097	4,433,278	57.4%
6200 CONTRACTED SERVICES	995,320	327,614	32.9%	84,207	8.5%	667,706	1,114,958	576,577	51.7%
6300 SUPPLIES	954,059	113,433	11.9%	73,441	7.7%	840,625	956,069	184,398	19.3%
6400 OTHER EXPENSE	392,987	195,619	49.8%	18,114	4.6%	197,368	212,598	175,316	82.5%
6600 CAPITAL OUTLAY	1,757,642	276,536	15.7%	-	0.0%	1,481,106	2,224,267	1,130,641	50.8%
TOTAL PUPIL TRANSPORTATION	11,673,525	6,359,365	54.5%	1,180,002	10.1%	5,314,161	12,233,989	6,500,209	53.1%
35 FOOD SERVICE:									
6100 PAYROLL	741,065	373,497	50.4%	70,169	9.5%	367,568	500,569	334,207	66.8%
6300 SUPPLIES	1,600	-	0.0%	-	0.0%	1,600	1,600	-	0.0%
6400 OTHER EXPENSE	220,000	-	0.0%	-	0.0%	220,000	220,000	235	0.1%
6600 CAPITAL OUTLAY	-	-	--	-	--	-	761	-	0.0%
TOTAL FOOD SERVICE	962,665	373,497	38.8%	70,169	7.3%	589,168	722,930	334,442	46.3%
36 EXTRA-CURRICULAR ACTIVITIES:									
6100 PAYROLL	3,932,515	2,545,163	64.7%	361,972	9.2%	1,387,352	1,558,804	2,233,616	143.3%
6200 CONTRACTED SERVICES	666,985	515,667	77.3%	73,468	11.0%	151,318	746,513	358,626	48.0%
6300 SUPPLIES	706,733	254,322	36.0%	47,660	6.7%	452,410	1,329,889	243,900	18.3%
6400 OTHER EXPENSE	1,141,343	840,409	73.6%	99,688	8.7%	300,935	1,250,841	846,264	67.7%
6600 CAPITAL OUTLAY	4,133	4,133	100.0%	-	0.0%	-	39,159	21,698	55.4%
TOTAL EXTRA-CURRICULAR ACTIVITIES	6,451,709	4,159,695	64.5%	582,789	9.0%	2,292,015	4,925,206	3,704,103	75.2%

69

**IRVING INDEPENDENT SCHOOL DISTRICT
COMPARISON OF GENERAL OPERATING BUDGET & ACTUAL
March 31, 2024**

	CURRENT YEAR						PRIOR YEAR		
	09/01/2023 to 03/31/2024			03/24 MTD		(OVER) UNDER	09/01/2022 to 03/31/2023		
	BUDGET	ACTUAL	%YTD	ACTUAL	%MTD	YTD BUDGET	BUDGET	ACTUAL	%YTD
41 GENERAL ADMINISTRATION:									
6100 PAYROLL	7,184,647	4,458,207	62.1%	612,473	8.5%	2,726,440	10,268,294	4,319,454	42.1%
6200 CONTRACTED SERVICES	1,887,292	806,861	42.8%	128,043	6.8%	1,080,432	1,471,853	401,344	27.3%
6300 SUPPLIES	2,186,842	416,598	19.1%	6,400	0.3%	1,770,244	1,490,890	691,707	46.4%
6400 OTHER EXPENSE	891,219	418,997	47.0%	18,978	2.1%	472,222	1,051,232	585,856	55.7%
6500 DEBT SERVICE FEES	-	70,267	--	-	--	(70,267)	-	-	--
6600 CAPITAL OUTLAY	484,376	321,122	66.3%	799,820	165.1%	163,254	-	-	--
TOTAL GENERAL ADMINISTRATION	12,634,377	6,492,051	51.4%	1,565,713	12.4%	6,142,326	14,282,269	5,998,360	42.0%
51 MAINTENANCE:									
6100 PAYROLL	15,765,325	9,301,091	59.0%	1,689,127	10.7%	6,464,234	12,373,304	9,250,563	74.8%
6200 CONTRACTED SERVICES	7,745,024	5,605,657	72.4%	984,708	12.7%	2,139,367	9,628,186	5,337,166	55.4%
6300 SUPPLIES	2,698,697	2,045,935	75.8%	162,099	6.0%	652,762	3,654,382	2,231,894	61.1%
6400 OTHER EXPENSE	2,032,004	2,267,034	111.6%	3,368	0.2%	(235,029)	1,669,927	1,637,641	98.1%
6600 CAPITAL OUTLAY	554,706	412,174	74.3%	-	0.0%	142,532	995,035	614,036	61.7%
TOTAL MAINTENANCE	28,795,756	19,631,890	68.2%	2,839,302	9.9%	9,163,865	28,320,834	19,071,299	67.3%
52 SECURITY:									
6100 PAYROLL	2,606,830	1,854,018	71.1%	418,006	16.0%	752,812	1,611,167	1,436,246	89.1%
6200 CONTRACTED SERVICES	2,118,590	1,141,222	53.9%	208,199	9.8%	977,368	3,191,926	1,745,826	54.7%
6300 SUPPLIES	557,558	244,404	43.8%	3,940	0.7%	313,154	1,194,289	686,095	57.4%
6400 OTHER EXPENSE	64,174	44,557	69.4%	2,400	3.7%	19,617	3,279	2,159	65.9%
6600 CAPITAL OUTLAY	15,000	-	0.0%	-	0.0%	15,000	95,614	86,050	90.0%
TOTAL SECURITY	5,362,152	3,284,201	61.2%	632,545	11.8%	2,077,950	6,096,275	3,956,378	64.9%
53 DATA PROCESSING:									
6100 PAYROLL	2,306,183	1,633,539	70.8%	229,700	10.0%	672,644	2,451,491	1,313,470	53.6%
6200 CONTRACTED SERVICES	927,920	674,592	72.7%	20,119	2.2%	253,328	953,451	729,620	76.5%
6300 SUPPLIES	1,040,736	542,693	52.1%	26,774	2.6%	498,042	1,498,933	210,081	14.0%
6400 OTHER EXPENSE	51,200	17,107	33.4%	2,817	5.5%	34,094	66,825	27,094	40.5%
6600 CAPITAL OUTLAY	20,000	7,440	37.2%	-	0.0%	12,560	385,424	15,865	4.1%
TOTAL DATA PROCESSING	4,346,039	2,875,371	66.2%	279,410	6.4%	1,470,668	5,356,125	2,296,130	42.9%
61 COMMUNITY SERVICES:									
6100 PAYROLL	385,558	177,353	46.0%	25,215	6.5%	208,205	2,780,811	153,063	5.5%
6200 CONTRACTED SERVICES	346,509	322,524	93.1%	54,881	15.8%	23,984	343,674	289,118	84.1%
6300 SUPPLIES	93,412	15,651	16.8%	2,938	3.1%	77,761	82,813	19,629	23.7%
6400 OTHER EXPENSE	208,014	92,348	44.4%	12,554	6.0%	115,666	206,180	92,637	44.9%
6600 CAPITAL OUTLAY	-	2,075	--	-	--	(2,075)	-	-	--
TOTAL COMMUNITY SERVICES	1,033,492	609,951	59.0%	95,587	9.2%	423,541	3,413,479	554,446	16.2%
71 DEBT SERVICE									
6500 DEBT SERVICE FEES	180,830	49,298	27.3%	-	0.0%	131,532	-	-	--
TOTAL PAYMENTS TO JJAEP	180,830	49,298	27.3%	-	0.0%	131,532	-	-	--

70

IRVING INDEPENDENT SCHOOL DISTRICT
 COMPARISON OF GENERAL OPERATING BUDGET & ACTUAL
 March 31, 2024

	CURRENT YEAR						PRIOR YEAR		
	09/01/2023 to 03/31/2024			03/24 MTD		(OVER) UNDER	09/01/2022 to 03/31/2023		
	BUDGET	ACTUAL	%YTD	ACTUAL	%MTD	YTD BUDGET	BUDGET	ACTUAL	%YTD
81 FACILITIES:									
6200 CONTRACTED SERVICES	-	-	--	-	--	-	-	-	--
6300 SUPPLIES & MATERIALS	-	-	--	-	--	-	-	-	--
6400 OTHER EXPENSE	-	-	--	-	--	-	-	-	18.4%
6600 CAPITAL OUTLAY	276,469	82,279	29.8%	-	0.0%	194,191	2,063,108	379,308	--
TOTAL FACILITIES	276,469	82,279	29.8%	-	0.0%	194,191	2,063,108	379,308	18.4%
95 PAYMENTS TO JJAEP:									
6200 CONTRACTED SERVICES	190,000	11,874	6.2%	1,824	1.0%	178,126	190,000	3,000	1.6%
TOTAL PAYMENTS TO JJAEP	190,000	11,874	6.2%	1,824	1.0%	178,126	190,000	3,000	1.6%
97 PAYMENTS TO TIF:									
6400 OTHER EXPENSE	-	-	--	-	--	-	-	-	--
TOTAL PAYMENTS TO TIF	-	-	--	-	--	-	-	-	--
99 INTERGOVERNMENTAL CHARGES:									
6200 CONTRACTED SERVICES	702,478	529,848	75.4%	-	0.0%	172,630	636,721	477,542	75.0%
TOTAL INTERGOVERNMENTAL CHARGES	702,478	529,848	75.4%	-	0.0%	172,630	636,721	477,542	75.0%
OTHER USES:									
8911 INTERFUND TRANSFERS OUT	700,000	700,000	100.0%	-	0.0%	-	-	-	--
TOTAL OTHER USES	700,000	700,000	100.0%	-	0.0%	-	-	-	--
TOTAL 6000 EXPENDITURES:	330,747,875	190,275,709	57.5%	27,298,942	8.3%	140,472,166	346,113,247	190,997,088	55.2%
EXCESS (DEFICIENCY) REVENUE OVER EXPENDITURES:	(2,380,873)	44,783,772		<u>(16,705,714)</u>			(12,160,909)	74,478,350	
BEGINNING FUND BALANCE:	86,582,771	114,137,493					118,093,034	118,093,034	
ENDING FUND BALANCE:	84,201,898	158,921,265					105,932,125	192,571,384	

71

**IRVING INDEPENDENT SCHOOL DISTRICT
COMPARISON OF GENERAL OPERATING BUDGET & ACTUAL
March 31, 2024**

	CURRENT YEAR						PRIOR YEAR		
	09/01/2023 to 03/31/2024			03/24 MTD		(OVER) UNDER	09/01/2022 to 03/31/2023		
	BUDGET	ACTUAL	%YTD	ACTUAL	%MTD	YTD BUDGET	BUDGET	ACTUAL	%YTD
REVENUE SUMMARY:									
LOCAL REVENUE	169,428,355	146,027,208	86.2%	3,477,875	2%	23,401,147	176,975,510	175,808,961	99.3%
STATE REVENUE	149,950,419	82,185,278	54.8%	3,544,363	2%	67,765,141	143,876,828	82,985,368	57.7%
FEDERAL REVENUE	8,600,000	6,441,567	74.9%	3,182,763	37%	2,158,433	13,100,000	6,188,387	47.2%
OTHER SOURCES	388,227	405,427	104.4%	388,227	100%	(17,200)	-	492,723	--
TOTAL OTHER REVENUE SOURCES	328,367,001	235,059,481	71.6%	10,593,228	3%	93,307,521	333,952,338	265,475,438	79.5%
APPROPRIATIONS/EXPENDITURES									
BUDGET CATEGORY SUMMARY:									
6100 PAYROLL	277,169,590	160,399,658	57.9%	22,688,058	8%	116,769,932	283,958,485	160,527,117	56.5%
6200 SERVICES	19,916,444	12,606,152	63.3%	1,705,248	9%	7,310,292	23,335,671	12,915,645	55.3%
6300 SUPPLIES	19,445,903	8,812,495	45.3%	547,883	3%	10,633,408	23,171,529	9,752,652	42.1%
6400 OTHER EXPENSE	9,867,899	6,000,854	60.8%	396,045	4%	3,867,045	9,767,676	5,539,629	56.7%
6500 DEBT SERVICE FEES	180,830	119,564	66.1%	-	0%	61,266	-	-	--
6600 CAPITAL OUTLAY	3,467,210	1,636,986	47.2%	799,820	23%	1,830,225	5,879,887	2,262,045	38.5%
8900 OTHER USES	700,000	700,000	100.0%	-	0%	-	-	-	--
TOTAL APPROPRIATIONS/EXPENDITURES	330,747,875	190,275,709	57.5%	26,137,054	8%	140,472,166	346,113,247	190,997,088	55.2%

IRVING INDEPENDENT SCHOOL DISTRICT
 COMPARISON OF FOOD SERVICE BUDGET & ACTUAL
 March 31, 2024

	CURRENT YEAR						PRIOR YEAR		
	09/01/2023 to 03/31/2024			03/24 MTD			09/01/2022 to 03/31/2023		
	BUDGET	ACTUAL	%YTD	ACTUAL	%MTD	(OVER) UNDER YTD BUDGET	BUDGET	ACTUAL	%YTD
REVENUE:									
LOCAL RESOURCES:									
5742 INVESTMENT EARNINGS	80,000	959,556	1199.4%	399,867	499.8%	(879,556)	80,000	663,530	829.4%
5749 MISCELLANEOUS REVENUE	-	-	0.0%	-	-	-	-	42,992	-
5751 FOOD SERVICES	1,000,000	614,433	61.4%	75,324	7.5%	385,567	2,000,000	790,983	39.5%
5755 ACTIVITY FUND RECEIPTS	50,000	-	0.0%	-	0.0%	50,000	50,000	-	0.0%
TOTAL LOCAL RESOURCES	1,130,000	1,573,989	139.3%	475,191	42.1%	(443,989)	2,130,000	1,497,505	70.3%
STATE RESOURCES:									
5829 TEA/NON-FOUNDATION REVENUE	120,000	-	0.0%	-	0.0%	120,000	120,000	-	0.0%
5839 STATE REVENUE TEXAS GRANTS	-	-	0.0%	-	0.0%	-	-	-	0.0%
TOTAL STATE RESOURCES	120,000	-	0.0%	-	0.0%	120,000	120,000	-	0.0%
FEDERAL RESOURCES:									
5921 SCHOOL BREAKFAST PROGRAM	6,000,000	4,971,101	82.9%	2,018,510	33.6%	1,028,899	5,500,000	4,689,491	85.3%
5922 NATIONAL SCHOOL LUNCH PROGRAM	15,640,000	11,447,378	73.2%	4,724,318	30.2%	4,192,622	15,640,000	11,022,190	70.5%
5923 USDA DONATED COMMODITIES	1,850,000	-	0.0%	-	0.0%	1,850,000	1,700,000	-	0.0%
5938 SUMMER FEEDING PROGRAM	-	-	-	-	-	-	-	-	-
5939 CACFP SUPPER PROGRAM	200,000	175,451	87.7%	-	0.0%	24,549	200,000	459,351	229.7%
TOTAL FEDERAL RESOURCES	23,690,000	16,593,930	70.0%	6,742,828	28.5%	7,096,070	23,040,000	16,171,032	70.2%
TOTAL FOOD SERVICE REVENUE:	24,940,000	18,167,919	72.8%	7,218,019	28.9%	6,772,081	25,290,000	17,668,537	69.9%
EXPENDITURES:									
35 FOOD SERVICE:									
6100 PAYROLL	9,461,378	6,849,040	72.4%	1,236,266	13.1%	2,612,338	8,693,765	6,602,587	75.9%
6200 CONTRACTED SERVICES	804,555	401,152	49.9%	7,180	0.9%	403,403	607,753	240,969	39.6%
6300 SUPPLIES	10,526,000	7,883,477	74.9%	1,054,132	10.0%	2,642,523	12,265,036	7,336,010	59.8%
6400 OTHER EXPENSE	88,200	38,007	43.1%	10,535	11.9%	50,193	108,600	33,415	30.8%
6600 CAPITAL OUTLAY	1,212,526	696,200	57.4%	274,576	22.6%	516,327	21,437	16,569	77.3%
FOOD SERVICE EXPENDITURES	22,092,660	15,867,875	71.8%	2,582,689	11.7%	6,224,784	21,696,591	14,229,550	65.6%
36 EXTRA-CURRICULAR ACTIVITIES:									
6100 PAYROLL	-	-	-	-	-	-	-	-	-
6200 CONTRACTED SERVICES	-	-	-	-	-	-	-	-	-
6300 SUPPLIES	-	-	-	-	-	-	-	-	-
6400 OTHER EXPENSE	-	-	-	-	-	-	-	-	-
6600 CAPITAL OUTLAY	-	-	-	-	-	-	-	-	-
EXTRA-CURRICULAR ACTIVITIES	-	-	-	-	-	-	-	-	-
51 MAINTENANCE:									
6100 PAYROLL	463,085	47,080	10.2%	9,657	2.1%	416,005	449,024	54,141	12.1%
6200 CONTRACTED SERVICES	9,980	9,240	92.6%	-	0.0%	740	328,275	9,240	2.8%
6300 SUPPLIES	374,265	145,359	38.8%	11,820	3.2%	228,906	254,142	108,175	42.6%
MAINTENANCE EXPENDITURES	847,330	201,680	23.8%	21,477	2.5%	645,650	1,031,441	171,556	16.6%
81 FACILITIES:									
6200 CONTRACTED SERVICES	-	-	-	-	-	-	-	-	-
6600 CAPITAL OUTLAY	299,196	-	0.0%	-	0.0%	299,196	985,371	-	0.0%
FACILITIES EXPENDITURES	299,196	-	0.0%	-	0.0%	299,196	985,371	-	-
89 OTHER USES:									
8911 INTERFUND TRANSFERS OUT	-	-	-	-	0.0%	-	-	-	-
TOTAL 6000 EXPENDITURES:	23,239,185	16,069,555	69.1%	2,604,166	11.2%	7,169,630	23,713,403	14,401,106	60.7%
EXCESS (DEFICIENCY) REVENUE OVER EXPENDITURES:	1,700,815	2,098,364		4,613,854			1,576,597	3,267,431	
BEGINNING FUND BALANCE:	14,429,112	17,082,116					5,176,509	5,176,509	
ENDING FUND BALANCE:	16,129,927	19,180,480					6,753,106	8,443,940	

**IRVING INDEPENDENT SCHOOL DISTRICT
COMPARISON OF DEBT SERVICE BUDGET & ACTUAL
March 31, 2024**

	CURRENT YEAR						PRIOR YEAR		
	09/01/2023 to 03/31/2024 YTD			03/24 MTD		(OVER) UNDER	09/01/2022 to 03/31/2023 YTD		
	BUDGET	ACTUAL	%YTD	ACTUAL	%MTD	YTD BUDGET	BUDGET	ACTUAL	%YTD
REVENUE:									
LOCAL RESOURCES:									
5711 TAXES CURRENT YEAR	61,000,850	57,453,854	94.2%	342,247	0.6%	3,546,996	45,278,925	44,855,602	99.1%
5712 DELINQUENT TAXES	100,000	(514,936.56)	-514.9%	(115,135)	-115.1%	614,937	100,000	25,124	25.1%
5719 OTHER TAX RELATED REVENU	-	178,807	--	36,308	--	(178,807)	-	185,988	--
TOTAL TAXES	61,100,850	57,117,724	93.5%	263,420	0.4%	3,983,126	45,378,925	45,066,713	99.3%
5742 INVESTMENT EARNINGS	450,000	106,222	23.6%	(592,520)	-131.7%	343,778	25,000	210,510	842.0%
TOTAL LOCAL RESOURCES	61,550,850	57,223,946	93.0%	(329,100)	-0.5%	4,326,904	45,403,925	45,277,223	99.7%
STATE RESOURCES (EDA):									
5829 TEA/NON-FOUNDATION REVEI	-	3,339,861	--	-	--	(3,339,861)	-	1,492,048	--
TOTAL STATE RESOURCES	-	3,339,861	--	-	--	(3,339,861)	-	1,492,048	--
OTHER SOURCES:									
7911 SALE OF BONDS	-	-	--	-	--	-	-	-	--
7915 INTERFUND TRANSERS IN	-	-	--	-	--	-	-	-	--
7916 PREMIUM (DISCOUNT) BONDS	-	-	--	-	--	-	-	-	--
TOTAL OTHER SOURCES	-	-	--	-	0.0%	-	-	-	--
TOTAL REVENUE:	61,550,850	60,563,807	98.4%	(329,100)	-0.5%	987,043	45,403,925	46,769,271	103.0%
EXPENDITURES:									
71 DEBT SERVICE:									
6500 DEBT SERVICE FEES	61,500,850	48,217,525	78.4%	450	0.0%	13,283,325	45,278,925	39,558,300	87.4%
DEBT SERVICE EXPENDITURES	61,500,850	48,217,525	78.4%	450	0.0%	13,283,325	45,278,925	39,558,300	87.4%
OTHER USES:									
8949 REFUNDING BONDS	-	-	0.0%	-	0.0%	-	-	-	--
TOTAL OTHER USES	-	-	0.0%	-	0.0%	-	-	-	--
TOTAL EXPENDITURES:	61,500,850	48,217,525	78.4%	450	0.0%	13,283,325	45,278,925	39,558,300	87.4%
EXCESS (DEFICIENCY) REVENUE OVER EXPENDITURES:	50,000	12,346,282		(329,550)			125,000	7,210,971	
BEGINNING FUND BALANCE:	9,580,167	11,610,709					10,914,557	10,914,557	
ENDING FUND BALANCE:	9,630,167	23,956,991					11,039,557	18,125,528	

**IRVING INDEPENDENT SCHOOL DISTRICT
COMBINED STATEMENT OF REVENUE, EXPENDITURES, AND CHANGES IN FUND BALANCES
ALL GOVERNMENTAL FUND TYPES
09/01/2023-03/31/2024**

DATA CONTROL CODES		GOVERNMENTAL FUND TYPES			
		100-199	200-499	500-599	600-699
		GENERAL	SPECIAL REVENUE EXCLUDING FOOD SERVICE	DEBT SERVICE	CAPITAL PROJECTS
REVENUE:					
5700	Local and Intermediate Sources	\$ 146,027,208	\$ 159,655	\$ 57,223,946	\$ 11,449,561
5800	State Program Revenues	82,185,278.11	1,347,748	3,339,861	-
5900	Federal Program Revenues	6,441,567	24,168,643	-	-
5020	Total Revenue:	\$ 234,654,054	25,676,047	60,563,807	11,449,561
EXPENDITURES:					
0010	Instruction and Instructional-Related	116,453,893	12,991,088	-	388,227
0020	Instructional and School Leadership	16,033,749	1,353,914	-	619,055
0030	Support Services - Student (Pupil)	23,521,303	1,352,714	-	5,969
0040	Administrative Support Services	6,492,051	9,111,536	-	976,203
0050	Support Services - Nonstudent Based	25,791,463	1,362,890	-	2,563,821
0060	Community Services	609,951	1,442,538	-	-
0070	Debt Service	-	-	48,217,525	-
0080	Capital Outlay	82,279	-	-	10,397,038
0090	Intergovernmental Charges/JJAE/PI	541,722	-	-	-
6030	Total Expenditures:	189,526,411	27,614,680	48,217,525	14,950,313
EXCESS (DEFICIENCY) REVENUE OVER (UNDER) EXPEND		<u>45,127,642</u>	<u>(1,938,633)</u>	<u>12,346,282</u>	<u>(3,500,752)</u>
OTHER FINANCING SOURCES:					
7900	Proceeds from Sale of Fixed Assets	17,200	-	-	-
	Proceeds from Sale of Bonds	-	-	-	-
	Premium (Discount) Bonds Payable	-	-	-	-
	Interfund Transfers In	388,227	-	-	-
7020	Total Other Financing Sources:	405,427	-	-	-
OTHER FINANCING USES:					
8900	Refunding Bonds	-	-	-	-
	Interfund Transfers Out	700,000	-	-	-
8030	Total Other Financing Uses:	700,000	-	-	-
TOTAL OTHER FINANCING SOURCES		<u>(294,573)</u>	<u>-</u>	<u>-</u>	<u>-</u>
1200	EXCESS (DEFICIENCY) REVENUE AND OTHER FINANCING SOURCES OVER (UNDER) EXPENDITURES AI	44,833,069	(1,938,633)	12,346,282	(3,500,752)
0100	FUND BALANCE - September 1 (Begin)	138,593,951	105,741	16,720,590	360,269,351
3000	FUND BALANCE (DEFICIT) - (Ending)	\$ 183,427,021	\$ (1,832,892)	\$ 29,066,873	\$ 356,768,599

**IRVING INDEPENDENT SCHOOL DISTRICT
 COMBINED STATEMENT OF REVENUE, EXPENDITURES, AND CHANGES IN FUND BALANCES
 ALL GOVERNMENTAL FUND TYPES
 09/01/2022-3/31/2023**

DATA CONTROL CODES		GOVERNMENTAL FUND TYPES			
		100-199	200-499	500-599	600-699
		GENERAL	SPECIAL REVENUE EXCLUDING FOOD SERVICE	DEBT SERVICE	CAPITAL PROJECTS
REVENUE:					
5700	Local and Intermediate Sources	\$ 175,808,961	\$ 137,003	\$ 45,277,223	\$ -
5800	State Program Revenues	82,985,367.58	585,277	1,492,048	-
5900	Federal Program Revenues	<u>6,188,387</u>	<u>23,835,008</u>	-	-
5020	Total Revenue:	\$ 264,982,716	24,557,288	46,769,271	-
EXPENDITURES:					
0010	Instruction and Instructional-Relate	118,497,215	18,987,609	-	-
0020	Instructional and School Leadershij	17,307,072	1,446,497	-	-
0030	Support Services - Student (Pupil)	22,456,338	1,670,635	-	-
0040	Administrative Support Services	5,998,360	7,742,447	-	-
0050	Support Services - Nonstudent Basi	25,323,807	879,892	-	170,279
0060	Community Services	554,446	1,364,799	-	-
0070	Debt Service	-	-	39,558,300	-
0080	Capital Outlay	379,308	-	-	41,438
0090	Intergovernmental Charges/JJAEP,	<u>480,542</u>	-	-	-
6030	Total Expenditures:	190,997,088	32,091,878	39,558,300	211,717
EXCESS (DEFICIENCY) REVENUE OVER (UNDER) EXPE					
		<u>73,985,627</u>	<u>(7,534,589)</u>	<u>7,210,971</u>	<u>(211,717)</u>
7900	OTHER FINANCING SOURCES:				
	Proceeds from Sale of Fixed Assets	151,800	-	-	-
	Proceeds from Sale of Bonds	-	-	-	-
	Premium (Discount) Bonds Payable	-	-	-	-
	Operating Transfers In	-	-	-	-
	Special Items	-	-	-	-
	Interfund Transfers In	<u>250,000</u>	-	-	<u>9,965,000</u>
7020	Total Other Financing Sources:	<u>401,800</u>	-	-	<u>9,965,000</u>
8900	OTHER FINANCING USES:				
	Refunding Bonds	-	-	-	-
	Operating Transfers Out	-	-	-	-
8030	Total Other Financing Uses:	-	-	-	-
TOTAL OTHER FINANCING SOURCI					
		<u>401,800</u>	-	-	<u>9,965,000</u>
1200	EXCESS (DEFICIENCY) REVENUE AND OTHER FINANCING SOURCES OVER (UNDER) EXPENDITURES	74,387,427	(7,534,589)	7,210,971	9,753,283
0100	FUND BALANCE - September 1 (Be	<u>86,201,136</u>	<u>33,453</u>	<u>(8,948,234)</u>	<u>5,511,642</u>
3000	FUND BALANCE (DEFICIT) - (Endin	<u>\$ 160,588,563</u>	<u>\$ (7,501,136)</u>	<u>\$ (1,737,263)</u>	<u>\$ 15,264,925</u>

IRVING INDEPENDENT SCHOOL DISTRICT
 COMPARISON OF INTERNAL SERVICE FUNDS BUDGET & ACTUAL
 March 31, 2024

	CURRENT YEAR						PRIOR YEAR		
	09/01/2023 to 03/31/2024			03/24 MTD			09/01/2022 to 03/31/2023		
	BUDGET	YTD ACTUAL	%YTD	ACTUAL	%MTD	(OVER) UNDER YTD BUDGET	BUDGET	YTD ACTUAL	%YTD
REVENUE:									
LOCAL RESOURCES:									
5739 OTHER TUITION AND FEES	-	-	--	-	--	-	-	-	--
5742 INVESTMENT EARNINGS	1,000.00	72,248.88	7224.9%	20,340	2034.0%	(71,249)	1,000	49,960	4996.0%
5744 GIFTS AND BEQUESTS	-	-	--	-	--	-	-	-	--
5749 MISCELLANEOUS REVENUE	435,647	337,420	77.5%	72,194	16.6%	98,227	435,647	402,829	92.5%
5751 FOOD SERVICES	-	-	--	-	--	-	-	-	--
5754 INTERFUND TRANSACTIONS	2,040,368	867,442	42.5%	139,164	6.8%	1,172,926	2,040,368	888,869	43.6%
5755 ACTIVITY FUND RECEIPTS	250	-	0.0%	-	0.0%	250	250	-	0.0%
5769 REVENUE FROM INTERMEDIATE	-	-	--	-	--	-	-	-	--
TOTAL LOCAL RESOURCES	2,477,265	1,277,111	51.6%	231,699	9.4%	1,200,154	2,477,265	1,341,658	54.2%
OTHER SOURCES:									
7901 SALE OF REFUNDING BONDS	-	-	0.0%	-	0.0%	-	-	-	0.0%
7911 SALE OF BONDS	-	-	0.0%	-	0.0%	-	-	-	0.0%
7915 INTERFUND TRANSFER IN	700,000	700,000.00	100.0%	-	0.0%	-	-	-	--
7916 PREMIUM (DISCOUNT) BONDS PAY	-	-	0.0%	-	0.0%	-	-	-	0.0%
7999 OTHER MISC SOURCES	-	-	0.0%	-	0.0%	-	-	-	0.0%
TOTAL OTHER SOURCES	700,000	700,000.00	0.0%	-	0.0%	-	-	-	0.0%
TOTAL INTERNAL SERVICE FUNDS REVENUE	3,177,265	1,977,111	62.2%	231,699	7.3%	1,200,154	2,477,265	1,341,658	54.2%
EXPENDITURES:									
13 STAFF DEVELOPMENT:									
6300 SUPPLIES	-	-	--	-	--	-	-	-	--
TOTAL STAFF DEVELOPMENT	-	-	--	-	--	-	-	-	--
21 INSTRUCTIONAL ADMINISTRATION:									
6100 PAYROLL	225,387	141,966	63.0%	24,470	10.9%	83,421	225,387	127,972	56.8%
6200 CONTRACTED SERVICES	-	-	--	-	--	-	2,173	2,173	100.0%
6300 SUPPLIES	200,010	94,272	47.1%	10,033	5.0%	105,738	197,837	105,580	53.4%
6400 OTHER EXPENSE	10,500	60,373	575.0%	45	0.4%	(49,873)	10,500	1,100	10.5%
6600 CAPITAL OUTLAY	-	2,710	--	-	--	(2,710)	-	-	--
TOTAL INSTRUCTIONAL ADMINISTRATION	435,897	299,321	68.7%	34,548	7.9%	136,576	435,897	236,824	54.3%
35 FOOD SERVICE									
6100 PAYROLL COSTS	-	-	--	-	--	-	-	-	--
6200 CONTRACTED SERVICES	-	-	--	-	--	-	-	-	--
6300 SUPPLIES	-	-	--	-	--	-	-	-	--
TOTAL EXTRA-CURRICULAR ACTIVITIES	-	-	--	-	--	-	-	-	--
36 EXTRA-CURRICULAR ACTIVITIES:									
6100 PAYROLL	-	-	--	-	--	-	-	-	--
6200 CONTRACTED SERVICES	-	-	--	-	--	-	-	-	--
6300 SUPPLIES	-	-	--	-	--	-	-	-	--
6400 OTHER OPERATING COST	-	-	--	-	--	-	-	-	--
TOTAL EXTRA-CURRICULAR ACTIVITIES	-	-	--	-	--	-	-	-	--
41 GENERAL ADMINISTRATION:									
6100 PAYROLL	177,270	83,794	47.3%	10,949	6.2%	93,476	177,270	72,365	40.8%
6200 CONTRACTED SERVICES	2,065,795	1,339,717	64.9%	936	0.0%	726,078	235,153	127,332	54.1%
6300 SUPPLIES	44,646	5,932	13.3%	-	0.0%	38,714	41,037	7,767	18.9%
6400 OTHER EXPENSE	314,545	266,564	84.7%	76,212	24.2%	47,981	1,545,985	463,337	30.0%
6600 CAPITAL OUTLAY	97,645	63,632	65.2%	632	0.6%	34,013	-	-	--
TOTAL GENERAL ADMINISTRATION	2,699,901	1,759,639	65.2%	88,729	3.3%	940,262	1,999,445	670,800	33.5%
8911 INTERFUND TRANSFERS OUT	-	-	--	-	--	-	-	-	--
TOTAL OTHER USES	-	-	--	-	--	-	-	-	--
51 MAINTENANCE:									
6100 PAYROLL	-	-	--	-	--	-	-	-	--
6200 CONTRACTED SERVICES	-	1,242	--	-	--	(1,242)	456	228	50.0%
6300 SUPPLIES	3,660	-	0.0%	-	0.0%	3,660	660	-	0.0%
6400 OTHER OPERATING COST	37,807	36,137	95.6%	405	1.1%	1,670	40,807	38,441	94.2%
TOTAL EXTRA-CURRICULAR ACTIVITIES	41,467	37,379	--	405	--	4,088	41,923	38,668	--
TOTAL 6000 EXPENDITURES:	3,177,265	2,096,340	66.0%	123,682	3.9%	1,080,925	2,477,265	946,293	38.2%
NET INCOME (LOSS)	-	(119,229)		108,016			-	395,365	
BEGINNING FUND BALANCE:	69,855	482,982					506,023	506,023	
ENDING FUND EQUITY BALANCE:	69,855	363,753					506,023	901,388	

**IRVING INDEPENDENT SCHOOL DISTRICT
 COMBINED STATEMENT OF REVENUE, EXPENSES AND
 CHANGES IN FUND NET ASSETS
 INTERNAL SERVICE FUNDS
 09/01/2023-03/31/2024**

	FOOD SERVICE VENDING 712	WORKERS COMPENSATION 771	UNEMPLOYMENT 772	SCIENCE REFURBISHMENT 774	PRINTSHOP SERVICE CENTER 775	TOTAL PROPRIETARY FUNDS 700-799
OPERATING REVENUE						
5700 Charges for Services	\$ -	\$ 794,511	\$ 7,220	\$ 337,005	\$ 66,125	\$ 1,204,862
5020 Total Operating Revenue	-	794,511	7,220	337,005	66,125	1,204,862
OPERATING EXPENSES						
6100 Payroll Costs	-	52,619	31,175	141,966		225,760
6200 Professional/Contracted Services	-	1,317,038			23,921	1,340,959
6300 Supplies and Materials	-	2,762	-	94,272	3,170	100,204
6400 Claims, Admin, & Other Expenses	-	267,485	35,216	60,373		363,074
6600 Capital Outlay				2,710	63,632	66,342
6030 Total Operating Expenses	-	1,639,904	66,391	299,321	90,724	2,096,340 ⁷⁸
Operating Income (Loss)	-	(845,392)	(59,171)	37,684	(24,598)	(891,478)
NON-OPERATING REVENUE						
5742 Interest Income	-	72,249	-	-	-	72,249
OTHER SOURCES						
7900 Interfund Transfers In	-	700,000	-	-	-	700,000
CHANGE IN NET ASSETS						
	\$ -	\$ (73,143)	\$ (59,171)	\$ 37,684	\$ (24,598)	\$ (119,229)
0100 Total Net Assets - September 1 (Beginning)	\$ -	\$ 1,505,735	\$ 550,567	\$ (369,847)	\$ 51,891	\$ 1,738,346
3000 TOTAL NET ASSETS	\$ -	\$ 1,432,592	\$ 491,396	\$ (332,163)	\$ 27,293	\$ 1,619,117

**IRVING INDEPENDENT SCHOOL DISTRICT
 COMBINED STATEMENT OF REVENUE, EXPENSES AND
 CHANGES IN FUND NET ASSETS
 INTERNAL SERVICE FUNDS
 09/01/2022-03/31/2023**

	FOOD SERVICE VENDING 712	WORKERS COMPENSATION 771	UNEMPLOYMENT 772	SCIENCE REFURBISHMENT 774	PRINTSHOP SERVICE CENTER 775	TOTAL PROPRIETARY FUNDS 700-799
OPERATING REVENUE						
5700 Charges for Services	\$ -	\$ 779,986	\$ 7,085	\$ 402,662	\$ 101,965	\$ 1,291,698
5020 Total Operating Revenue	-	779,986	7,085	402,662	101,965	1,291,698
OPERATING EXPENSES						
6100 Payroll Costs	-	45,589	26,776	127,972		200,337
6200 Professional/Contracted Services	-	42,459	-	2,173	85,101	129,733
6300 Supplies and Materials	-	5,665	-	105,580	2,102	113,346
6400 Claims, Admin, & Other Expenses	-	501,777	-	1,100		502,877
6030 Total Operating Expenses	-	595,490	26,776	236,824	87,203	946,293
Operating Income (Loss)	-	184,497	(19,691)	165,838	14,762	345,405
NON-OPERATING REVENUE						
5742 Interest Income	-	49,960	-	-	-	49,960
OTHER SOURCES						
7900 Interfund Transfers In	-	-	-	-	-	-
CHANGE IN NET ASSETS						
	\$ -	\$ 234,456	\$ (19,691)	\$ 165,838	\$ 14,762	\$ 395,365
0100 Total Net Assets - September 1 (Beginning)	\$ -	\$ 860,915	\$ 645,866	\$ (151,342)	\$ (703)	\$ 1,354,736
3000 TOTAL NET ASSETS	\$ -	\$ 1,095,371	\$ 626,175	\$ 14,496	\$ 14,059	\$ 1,750,101

79

CONSOLIDATED BALANCE SHEET FOR GO 2024 7

OBJ	OBJ DESCRIPTION	NET CHANGE FOR PERIOD	ACCOUNT BALANCE
ASSETS			
1111	CASH IN BANK	-3,441,904.98	-30,833,390.64
1151	IMPREST FUNDS	.00	731.13
1152	IMPREST CAFT/ACCT. OVER/UNDER	.00	-136.10
1153	IMPREST CHANGE FUND	-50.00	3,204.45
1170	LEGACY TEXAS MMA	3,030.95	11,195,855.92
1172	CERTIFICATES OF DEPOSIT	.00	15,000,000.00
1173	AGENCY SECURITIES	.00	6,132,724.66
1175	TEXPOOL	4,978.32	1,107,700.81
1176	TEXSTAR	43,299.14	9,664,891.67
1177	LONE STAR POOL	26,536.61	5,904,123.05
1178	TEXAS CLASS	-15,422,891.25	136,122,693.63
1179	LOGIC	42,757.79	9,240,799.30
1180	LANDING ROCK INVESTORS	46,454.48	10,771,240.49
1222	PROPERTY TAXES - DELQ-PRIOR YE	.00	5,474,418.00
1231	ALLOWANCE FOR UNCOLLECTABLE TA	.00	-2,309,289.00
1241	DUE FROM STATE	171,695.72	171,695.72
1251	ACCRUED INTEREST	1,569.45	-21,616.53
1262	DUE FROM SPECIAL REVENUE	.00	13,945,786.00
1263	DUE FROM I & S	-1,037.65	-3,751.20
1266	DUE FROM INTERNAL SERVICE FUND	.00	497,871.00
1291	RECEIVABLES	.00	-.25
1295	DUE FROM TRISTAR	-25,230.00	61,041.06
1311	INVENTORIES - GENERAL SUPPLIES	6,276.93	311,217.92
1312	INVENTORIES - SCHOOLDUDE	-15,520.81	296,160.68
1313	POSTAGE	-2,425.32	46,711.70
1411	DEFERRED EXPENDITURES	.00	57,420.00
1493	RETURNED CHECKS	.00	9,493.84
1495	PREPAID EXPENSE	.00	9,980.30
	TOTAL ASSETS	-18,562,460.62	192,857,577.61
LIABILITIES			
2110	ACTIVE CARD INTEGRATION PAYABL	-36,478.67	-168,301.70
2111	ACCOUNTS PAYABLE	-10,635.98	195,728.71
2113	TAX REFUNDS/ATTNY'S FEE	117,136.53	-131,703.09
2114	RETAINAGES	.00	-15,425.92
2161	ACCRUED WAGES PAYABLE	.00	-16,788,147.73
2181	DUE TO STATE	-57.94	-14,151,489.49
2199	CREDIT CARD SUSPENSION	92,146.11	71,743.62
2311	DEFERRED REVENUE	-39.77	-3,169,301.79
	TOTAL LIABILITIES	162,070.28	-34,156,897.39
FUND BALANCE			
3411	RESERVE FOR INVENTORIES	.00	-813,061.00
3431	RESERVE FOR PREPAID ITEMS	.00	-171,821.00

80

CONSOLIDATED BALANCE SHEET FOR GO 2024 7

OBJ	OBJ DESCRIPTION	NET CHANGE FOR PERIOD	ACCOUNT BALANCE
FUND BALANCE			
3441	RESERVE FOR OUTSTANDING ENCUMB	.00	392,378.42
3591	OTHER DESIGNATED FUND BALANCE	.00	-31,314,102.99
3610	FUND BALANCE FOR PEIMS	.00	14.69
3611	FUND BALANCE BEG-OF-YEAR	.00	-81,997,532.41
3612	BUDGET SURPLUS/DEFICIT	-32,213.39	2,380,159.44
4310	RESERVE FOR ENCUMBRANCES	357,342.20	-7,161,462.05
4311	RESERVE FOR ENCUMBRANCES	-357,342.20	7,161,462.05
5010	ESTIMATED REVENUE - CO	500,485.21	328,367,001.36
5050	REALIZED REVENUE - CO	-8,798,585.87	-235,071,550.64
6010	APPROPRIATED EXPENDITURES - CO	-468,271.82	-330,747,874.80
6050	EXPENDITURES - CO	27,198,976.21	190,275,708.71
	TOTAL FUND BALANCE	18,400,390.34	-158,700,680.22
	TOTAL LIABILITIES + FUND BALANCE	18,562,460.62	-192,857,577.61

** END OF REPORT - Generated by MIEISHA RUNNELS **

CONSOLIDATED BALANCE SHEET FOR FS 2024 7

OBJ	OBJ DESCRIPTION	NET CHANGE FOR PERIOD	ACCOUNT BALANCE
ASSETS			
1111	CASH IN BANK	213,676.19	-12,624,216.02
1151	IMPREST FUNDS	.00	1,000.00
1153	IMPREST CHANGE FUND	.00	805.00
1178	TEXAS CLASS	139,640.80	30,241,342.79
1241	DUE FROM STATE	2,011,194.76	673,132.96
1311	INVENTORIES - GENERAL SUPPLIES	.00	119,202.28
	TOTAL ASSETS	2,364,511.75	18,411,267.01
LIABILITIES			
2110	ACTIVE CARD INTEGRATION PAYABL	-8,070.54	-3,731.30
2111	ACCOUNTS PAYABLE	10,668.88	-4,602.21
	TOTAL LIABILITIES	2,598.34	-8,333.51
FUND BALANCE			
3451	RESERVE - FOOD SERVICE	.00	-16,304,569.56
3612	BUDGET SURPLUS/DEFICIT	.00	-1,700,815.00
4310	RESERVE FOR ENCUMBRANCES	104,839.74	-1,218,015.19
4311	RESERVE FOR ENCUMBRANCES	-104,839.74	1,218,015.19
5010	ESTIMATED REVENUE - CO	.00	24,940,000.00
5050	REALIZED REVENUE - CO	-4,971,025.87	-18,167,918.99
6010	APPROPRIATED EXPENDITURES - CO	.00	-23,239,185.00
6050	EXPENDITURES - CO	2,603,915.78	16,069,555.05
	TOTAL FUND BALANCE	-2,367,110.09	-18,402,933.50
	TOTAL LIABILITIES + FUND BALANCE	-2,364,511.75	-18,411,267.01

82

** END OF REPORT - Generated by MIEISHA RUNNELS **

CONSOLIDATED BALANCE SHEET FOR DS 2024 7

OBJ	OBJ DESCRIPTION	NET CHANGE FOR PERIOD	ACCOUNT BALANCE
ASSETS			
1111	CASH IN BANK	262,073.74	18,894,056.97
1177	LONE STAR POOL	4,191.65	932,597.99
1178	TEXAS CLASS	11,306.79	4,107,503.06
1222	PROPERTY TAXES - DELQ-PRIOR YE	.00	1,570,925.00
1231	ALLOWANCE FOR UNCOLLECTABLE TA	.00	-696,250.00
	TOTAL ASSETS	277,572.18	24,808,833.02
LIABILITIES			
2171	DUE TO GENERAL FUND	1,037.65	3,751.20
2184	DUE TO STATE	.00	-269,968.00
2311	DEFERRED REVENUE	.00	-874,675.00
	TOTAL LIABILITIES	1,037.65	-1,140,891.80
FUND BALANCE			
3480	RESTRICTED - LT DEBT RETIREMEN	.00	-11,321,660.82
3611	FUND BALANCE BEG-OF-YEAR	.00	1.93
3612	BUDGET SURPLUS/DEFICIT	.00	-50,000.00
5010	ESTIMATED REVENUE - CO	.00	61,550,850.00
5050	REALIZED REVENUE - CO	-278,609.83	-60,563,807.33
6010	APPROPRIATED EXPENDITURES - CO	.00	-61,500,850.00
6050	EXPENDITURES - CO	.00	48,217,525.00
	TOTAL FUND BALANCE	-278,609.83	-23,667,941.22
	TOTAL LIABILITIES + FUND BALANCE	-277,572.18	-24,808,833.02

** END OF REPORT - Generated by MIEISHA RUNNELS **

CONSENT AGENDA
05/13/2024

TOPIC: Consider Approval of Resolution and Order No. 23-24-13 Authorizing May Amendment to the 2023-2024 Budget

Revenue & Other Resources	Approved Budget	Amended Budget	Proposed Amendments	Amended Budget
General Operating Fund	\$328,367,001		170,941	\$328,537,943
Food Service Fund	24,940,000		-	\$24,940,000
Debt Service Fund	61,550,850		-	\$61,550,850
Total Revenue & Other Sources	\$414,857,851		\$ 170,941	\$ 415,028,793
Appropriations & Other Uses				
General Operating Fund	\$ 330,747,875		\$ 125,220	\$330,873,094
Food Service Fund	23,239,185		(0)	23,239,185
Debt Service Fund	61,500,850		-	61,500,850
Total Appropriations & Other Uses	\$ 415,487,910		\$ 125,220	\$415,613,129

SUBMITTED BY: Fernando Natividad, Chief Financial Officer and Mahdia Lalee, Director of Business Operations

BACKGROUND: In accordance with Texas Education Code Sec. 44.006, “Public funds of the school district may not be spent in any manner other than as provided for in the budget adopted by the board of trustees, but the board may amend a budget or adopt a supplementary emergency budget to cover necessary unforeseen expenses.”

ADMINISTRATIVE RECOMMENDATION: The Administration recommends approving Resolution and Order No. 23-24-13 increasing the districts total budgeted revenue to \$415,028,793 increasing total appropriations to \$415,613,129.

RECOMMENDED BOARD MOTION: I move the Board approve Resolution and Order No. 23-24-13.

ATTACHMENTS:

1. Memo from Mahdia Lalee to Fernando Natividad
2. Resolution and Order No. 23-24-13

AGENDA SHEET

Meeting Date: 05/13/2024

Resolution/Order No.: 23-24-13

Topic: A Resolution of the Board of Trustees of the Irving Independent School District Adopting an Order Approving Amendment to the 2023-2024 Budget, Appropriating Necessary Funds for Certain Transactions or Projects, and Authorizing Other Matters Relating to the Subject.

WHEREAS, the Board of Trustees of the Irving Independent School District heretofore adopted the District's Budget for the 2023-2024 fiscal year which contained estimates of resources and revenues for the year from various sources, and included various capital projects and purchases to be undertaken during the fiscal year, together with the estimated costs thereof; and

WHEREAS, it is now apparent the Budget, as amended, should be amended to properly reflect actual changes in operations, revenues, activities, and projects not earlier foreseen or contemplated; and

WHEREAS, the Administrative Staff of the District has submitted proposed amendments to the 2023-2024 Budget reflecting the funds and sources of revenues to be allocated to and appropriated for the described projects or activities, a true and correct copy being attached hereto and marked Exhibit "A".

NOW, THEREFORE, BE IT RESOLVED BY THE BOARD OF TRUSTEES OF THE IRVING INDEPENDENT SCHOOL DISTRICT THAT THE TRUSTEES ADOPT THE FOLLOWING ORDER THAT:

SECTION 1: The proposed amendments to the Budget for the 2023-2024 fiscal year, as amended, as filed and submitted to the District's Board of Trustees and described in Exhibit "A" hereto, containing estimates of resources and revenues for the year from all of the various sources, and the projects, operations, activities, and purchases proposed to be undertaken during the remainder of the year, together with estimated costs thereof, and estimates amounts of all other proposed expenditures, are hereby approved and adopted.

SECTION 2: A true and correct copy of Exhibit "A" be filed in the minutes of the Board of Trustees with this Resolution and Order.

SECTION 3: There are hereby appropriated from the funds indicated and for such purposes, respectively, such sums of money as may be required for the accomplishment of each of the projects, activities, operations, purchases, or other expenditures described in Exhibit "A" not to exceed for all such payment proposed for any department the total amount of the estimated costs of such projects, operations, activities, purchases, and other expenditures proposed for such department, the actual expenditures of which to be authorized in accordance with law and policies of the Board of Trustees.

SECTION 4: Should any part, portion, section, or part of a section of this Order or the amended Budget be declared invalid, inoperative, or void for any reason by a court of competent jurisdiction, such decision, opinion, judgment shall in no way affect the remaining portions, parts, sections, or parts of sections of the Order or the amendments to the Budget, which provisions shall be, remain, and continue to be in full force and effect.

IT IS SO RESOLVED.

PASSED, APPROVED AND ENACTED by the Board of Trustees of the Irving Independent School District, Irving, Texas, on 5/13/2024, at a duly constituted meeting for which notice was timely given.

President
Board of Trustees
Irving Independent School District

ATTEST:

APPROVED AS TO FORM ONLY:

Secretary
Board of Trustees
Irving Independent School District

Chief Legal Counsel
Irving Independent School District

Date: May 13, 2024
 To: Fernando Natividad, Chief Financial Officer
 From: Mahdia Lalee, Director of Business Operations
 Subject: May Amendment to the 2023-2024 Budget

General Operating Fund

Total budgeted revenue to increase by \$170,941 dollars and total budgeted appropriations and other uses increase by \$125,220 which is summarized as follows:

Revenue:

➤ Increase to campus activity funds		
5755 – Activity Fund Receipt	134,877	
5767 – Irving Schools Foundation	36,064	
		\$ 170,941

Appropriations:

➤ Increases (decreases) to campus activity funds (from campus fund balance) to reflect increase in fund balance:		
Function 11 – Instruction	79,731	
Function 12 – Library	5,421	
Function 13 – Staff Development	468	
Function 21 – Instructional Administration	(11,451)	
Function 23 – School Administration	36,667	
Function 36 – Extra-Curricular Activities	(1,000)	
Function 61 – Community Services	200	125,220
➤ Increases (decreases) to budget for other transfers:		
Function 11 – Instruction	(671,162)	
Function 12 – Library	(15,968)	
Function 13 – Staff Development	(25,710)	
Function 21 – Instructional Administration	(112,636)	
Function 23 – School Administration	123,573	
Function 31 – Guidance and Counseling	319,243	
Function 32 – Attendance/Social Work Services	360	
Function 33 – Health Services	15,880	
Function 34 – Pupil Transportation	124,925	
Function 36 – Extra-Curricular Activities	79,533	
Function 41 – General Administration	(197,848)	
Function 51 – Maintenance and Operation	428,585	
Function 52 – Security and Monitoring Services	(175,523)	
Function 53 – Data Processing Services	30,800	
Function 61 – Community Services	6,405	
Function 71 – Debt Service	69,544	0
		\$ 125,220

Food Service

Total budgeted appropriations and other uses are to change by \$0, which is summarized as follows:

Appropriations:

➤ Increases (decreases) to budget for Food Service

Function 35 – Food Service	285,625.70	
Function 81 – Facilities Acquisition and Const	(285,625.70)	0
		<hr/>
		\$ 0
		<hr/>

Debt Service Fund

There are no proposed budget changes to the Debt Service Fund.

May Amendments to the 2023-2024 Budget

Increasing revenue to \$415,028,793
 Increasing appropriations to \$415,613,129

	Approved Amended Budget	Proposed Amendments	Amended Budget
Revenue:			
General Operating Fund	\$328,367,001	170,941	\$328,537,943
Food Service Fund	24,940,000	-	\$24,940,000
Debt Service Fund	61,550,850	-	\$61,550,850
	<u>\$414,857,851</u>	<u>170,941</u>	<u>\$415,028,793</u>
Appropriations:			
General Operating Fund	330,747,875	125,220	\$330,873,094
Food Service Fund	23,239,185	(0)	23,239,185
Debt Service Fund	61,500,850	-	61,500,850
	<u>\$415,487,910</u>	<u>125,220</u>	<u>\$415,613,129</u>
Net Decrease to General Operating Fund Balance		<u>45,722</u>	
Net Decrease to Food Service Fund Balance		<u>0</u>	
Net Decrease to Debt Service Fund Balance		<u>-</u>	



IRVING INDEPENDENT SCHOOL DISTRICT
OFFICIAL DISTRICT BUDGET
GENERAL OPERATING FUND
May 2024 BUDGET AMENDMENT

	ORIGINAL BUDGET	PROPOSED AMENDMENTS TO ORIGINAL BUDGET	APPROVED AMENDED BUDGET	PROPOSED AMENDMENTS	NEW AMENDED BUDGET
REVENUE:					
LOCAL RESOURCES:					
5711 TAXES CURRENT YEAR	165,491,762	-	165,491,762	-	165,491,762
5712 DELINQUENT TAXES	245,542	-	245,542	-	245,542
5719 OTHER TAX RELATED REVENUE	480,000	-	480,000	-	480,000
TOTAL TAXES	166,217,304	-	166,217,304	-	166,217,304
OTHER LOCAL REVENUE:					
5735 SUMMER SCHOOL	-	-	-	-	-
5738 PARKING FEES	4,500	-	4,500	-	4,500
5739 OTHER TUITION AND FEES	200,000	-	200,000	-	200,000
5742 INVESTMENT EARNINGS	250,000	-	250,000	-	250,000
5743 RENTAL OF FACILITIES	70,000	-	70,000	-	70,000
5744 GIFTS AND BEQUESTS	162,450	-	162,450	-	162,450
5745 NET INSURANCE RECOVERY	200,000	-	200,000	-	200,000
5746 TIF TAXES COLLECTED	-	-	-	-	-
5749 MISCELLANEOUS	500,000	-	500,000	-	500,000
5752 ATHLETIC	-	-	-	-	-
5755 ACTIVITY FUND RECEIPTS	1,000,000	429,972	1,429,972	134,877	1,564,849
5766 CONCURRENT ENROLLMENT	50,000	-	50,000	-	50,000
5767 IRVING SCHOOL FOUNDATION	-	144,129	144,129	36,064	180,194
5769 REVENUE FROM INTERMEDIATE	200,000	-	200,000	-	200,000
TOTAL OTHER LOCAL RESOURCES	2,636,950	574,101	3,211,051	170,941	3,381,993
TOTAL LOCAL RESOURCES	168,854,254	574,101	169,428,355	170,941	169,599,297
STATE RESOURCES:					
5811 PER CAPITA	-	-	-	-	-
5812 FOUNDATION ENTITLEMENTS	137,450,419	-	137,450,419	-	137,450,419
5819 FOUNDATION SUMMER SCHOOL	-	-	-	-	-
5829 TEA/NON-FOUNDATION REVENUE	-	-	-	-	-
5831 STATE T.R.S. ON BEHALF	12,500,000	-	12,500,000	-	12,500,000
TOTAL STATE RESOURCES	149,950,419	-	149,950,419	-	149,950,419
FEDERAL RESOURCES:					
5929 FEDERAL REVENUE - INDIRECT COST	4,000,000	-	4,000,000	-	4,000,000
5931 SHARS REIMBURSEMENT	4,350,000	-	4,350,000	-	4,350,000
5946 BABS SUBSIDY	-	-	-	-	-
5949 R.O.T.C. REIMBURSEMENT	250,000	-	250,000	-	250,000
TOTAL FEDERAL RESOURCES	8,600,000	-	8,600,000	-	8,600,000
TOTAL REVENUES	327,404,673	574,101	327,978,774	170,941	328,149,716
OTHER SOURCES					
7912 SALE OF FIXED ASSETS	-	-	-	-	-
7915 INTERFUND TRANSFERS IN	-	388,227	388,227	-	388,227
TOTAL OTHER SOURCES	-	388,227	388,227	-	388,227
TOTAL REVENUE AND OTHER SOURCES	327,404,673	962,328	328,367,001	170,941	328,537,943

IRVING INDEPENDENT SCHOOL DISTRICT
OFFICIAL DISTRICT BUDGET
GENERAL OPERATING FUND
May 2024 BUDGET AMENDMENT

	<u>ORIGINAL BUDGET</u>	<u>PROPOSED AMENDMENTS TO ORIGINAL BUDGET</u>	<u>APPROVED AMENDED BUDGET</u>	<u>PROPOSED AMENDMENTS</u>	<u>NEW AMENDED BUDGET</u>
EXPENDITURES:					
00 Indirect Costs			700,000.00	-	700,000.00
11 Instruction	195,366,052	445,461	195,811,513.38	(591,431)	195,220,082.12
12 Library	5,568,551	(27,381)	5,541,170.36	(10,547)	5,530,623.05
13 Staff Development	5,082,196	(169,989)	4,912,206.57	(25,242)	4,886,964.57
21 Instructional Administration	7,572,909	750,662	8,323,571.19	(124,087)	8,199,483.91
23 School Administration	20,934,407	420,995	21,355,402.06	138,757	21,494,158.57
31 Counseling Services	16,088,200	500,809	16,589,008.65	319,243	16,908,251.39
32 Attendance Services	1,323,251	(4,560)	1,318,691.00	360	1,319,051.00
33 Health Services	3,600,139	(13,319)	3,586,819.58	15,880	3,602,699.58
34 Pupil Transportation	11,880,556	(207,031)	11,673,525.30	124,925	11,798,450.30
35 Food Services	962,665	-	962,665.00	-	962,665.00
36 Extra-Curricular Activities	5,705,836	745,873	6,451,709.19	116,200	6,567,908.99
41 General Administration	10,936,201	1,698,176	12,634,376.67	(197,848)	12,436,528.27
51 Maintenance	29,678,000	(882,244)	28,795,755.67	427,585	29,223,340.99
52 Security	4,758,872	603,280	5,362,151.65	(175,523)	5,186,628.65
53 Data Processing	4,586,265	(240,226)	4,346,039.10	30,800	4,376,839.10
61 Community Services	2,454,746	(1,421,254)	1,033,492.44	6,605	1,040,097.63
71 Debt Service	-	180,830	180,829.50	69,544	250,373.70
81 Facilities	-	276,469	276,469.49	-	276,469.49
95 Payments to JJAEP	190,000	-	190,000.00	-	190,000.00
97 Payments to Tax Increment Funds	-	-	-	-	-
99 Intergovernmental Charges	702,478	-	702,478.00	-	702,478.00
TOTAL EXPENDITURES	<u>327,391,324</u>	<u>2,656,551</u>	<u>330,747,875</u>	<u>125,220</u>	<u>330,873,094</u>
OTHER USES					
8911 Interfund Transfers Out	-	-	-	-	-
TOTAL EXPENDITURES AND OTHER USES	<u>327,391,324</u>	<u>2,656,551</u>	<u>330,747,875</u>	<u>125,220</u>	<u>330,873,094</u>
EXCESS (DEFICIENCY) REVENUES OVER EXPENDITURES	13,349	3,618,879	(2,380,873)	45,722	(2,335,151)
EST. BEGINNING FUND BALANCE	<u>80,655,940</u>	-	<u>80,655,940</u>	-	<u>80,655,940</u>
ENDING FUND BALANCE	<u>80,669,289</u>	<u>3,618,879</u>	<u>78,275,067</u>	-	<u>78,320,789</u>

IRVING INDEPENDENT SCHOOL DISTRICT
OFFICIAL DISTRICT BUDGET
FOOD SERVICE
May 2024 BUDGET AMENDMENT

	ORIGINAL BUDGET	APPROVED AMENDMENTS	APPROVED AMENDED BUDGET	PROPOSED AMENDMENTS	NEW AMENDED BUDGET
REVENUE:					
LOCAL RESOURCES:					
5742 INVESTMENT EARNINGS	80,000	-	80,000	-	80,000
5751 FOOD SERVICES	1,000,000	-	1,000,000	-	1,000,000
5755 ACTIVITY FUND RECEIPTS	50,000	-	50,000	-	50,000
TOTAL LOCAL RESOURCES	1,130,000	-	1,130,000	-	1,130,000
STATE RESOURCES:					
5829 STATE MATCH - FOOD SERVICE	120,000	-	120,000	-	120,000
TOTAL STATE RESOURCES	120,000	-	120,000	-	120,000
FEDERAL RESOURCES:					
5921 SCHOOL BREAKFAST PROGRAM	6,000,000	-	6,000,000	-	6,000,000
5922 NATIONAL SCHOOL LUNCH PROGRAM	15,640,000	-	15,640,000	-	15,640,000
5923 USDA DONATED COMMODITIES	1,850,000	-	1,850,000	-	1,850,000
5939 SUMMER FEEDING PROGRAM	200,000	-	200,000	-	200,000
TOTAL FEDERAL RESOURCES	23,690,000	-	23,690,000	-	23,690,000
TOTAL REVENUE AND OTHER SOURCES	24,940,000	-	24,940,000	-	24,940,000
EXPENDITURES:					
35 Food Services	21,115,635	977,025	22,092,660	285,626	22,378,285
36 Extra-Curricular Activities	-	-	-	-	-
51 Maintenance & Operations	623,500	223,830	847,330	-	847,330
81 Facilities	1,500,000	(1,200,804)	299,196	(285,626)	13,570
TOTAL EXPENDITURES	23,239,135	50	23,239,185	(0)	23,239,185
OTHER USES					
8911 Interfund Transfers Out	-	-	-	-	-
TOTAL EXPENDITURES AND OTHER USES	23,239,135	50	23,239,185	(0)	23,239,185
EXCESS (DEFICIENCY) REVENUES OVER EXPENDITURES	1,700,865	(50)	1,700,815		1,700,815
EST. BEGINNING FUND BALANCE	6,131,497	-	6,131,497	-	6,131,497
ENDING FUND BALANCE	7,832,362	(50)	7,832,312	-	7,832,312



IRVING INDEPENDENT SCHOOL DISTRICT
OFFICIAL DISTRICT BUDGET
DEBT SERVICE
May 2024 BUDGET AMENDMENT

	ORIGINAL BUDGET	APPROVED AMENDMENTS	APPROVED AMENDED BUDGET	PROPOSED AMENDMENTS	NEW AMENDED BUDGET
REVENUE:					
LOCAL RESOURCES:					
5711 TAXES CURRENT YEAR	61,000,850	-	61,000,850	-	61,000,850
5712 DELINQUENT TAXES	100,000	-	100,000	-	100,000
5719 OTHER TAX RELATED REVENUE	-	-	-	-	-
TOTAL TAXES	<u>61,100,850</u>	<u>-</u>	<u>61,100,850</u>	<u>-</u>	<u>61,100,850</u>
OTHER LOCAL REVENUE:					
5742 INVESTMENT EARNINGS	450,000	-	450,000	-	450,000
5799 ISD-TNT ADJUSTMENT	-	-	-	-	-
TOTAL OTHER LOCAL SOURCES	<u>450,000</u>	<u>-</u>	<u>450,000</u>	<u>-</u>	<u>450,000</u>
TOTAL LOCAL RESOURCES	<u>61,550,850</u>	<u>-</u>	<u>61,550,850</u>	<u>-</u>	<u>61,550,850</u>
STATE RESOURCES:					
5829 TEA/NON-FOUNDATION REVENUE	-	-	-	-	-
TOTAL STATE RESOURCES	<u>-</u>	<u>-</u>	<u>-</u>	<u>-</u>	<u>-</u>
TOTAL REVENUES	<u>61,550,850</u>	<u>-</u>	<u>61,550,850</u>	<u>-</u>	<u>61,550,850</u>
OTHER SOURCES :					
7911 SALE OF BONDS	-	-	-	-	-
7915 INTERFUND TRANSFERS IN	-	-	-	-	-
7916 PREMIUM (DISCOUNT) BONDS PAYABLE	-	-	-	-	-
TOTAL OTHER SOURCES	<u>-</u>	<u>-</u>	<u>-</u>	<u>-</u>	<u>-</u>
TOTAL REVENUE AND OTHER SOURCES	<u>61,550,850</u>	<u>-</u>	<u>61,550,850</u>	<u>-</u>	<u>61,550,850</u>
EXPENDITURES:					
71 DEBT SERVICE	61,500,850	-	61,500,850	-	61,500,850
TOTAL EXPENDITURES	<u>61,500,850</u>	<u>-</u>	<u>61,500,850</u>	<u>-</u>	<u>61,500,850</u>
OTHER USES :					
8949 REFUNDING BONDS	-	-	-	-	-
TOTAL EXPENDITURES AND OTHER USES	<u>61,500,850</u>	<u>-</u>	<u>61,500,850</u>	<u>-</u>	<u>61,500,850</u>
EXCESS (DEFICIENCY) REVENUES OVER EXPENDITURES	50,000	-	50,000	-	50,000
EST. BEGINNING FUND BALANCE	<u>9,318,431</u>	<u>-</u>	<u>9,318,431</u>	<u>-</u>	<u>9,318,431</u>
ENDING FUND BALANCE	<u>9,368,431</u>	<u>-</u>	<u>9,368,431</u>	<u>-</u>	<u>9,368,431</u>

CONSENT AGENDA
5/13/2024

TOPIC: Consider Approval of the Supplements to the Irving ISD Tax Rolls

SUBMITTED BY: Cher Elzy, Director of Taxation

BACKGROUND: The Board approved the tax roll on August 21, 2023. Supplements to the tax rolls are prepared monthly by the Dallas Central Appraisal District. Board action is required on any refunds greater than \$2,500.00. For ease in processing, we are presenting the total value of all supplements.

ADMINISTRATIVE RECOMMENDATION: The Administration recommends that the Board of Trustees approve the supplements to the Irving ISD tax rolls.

RECOMMENDED BOARD MOTION: I move the Board approve the Supplements to the Irving ISD Tax Rolls.

Attachments:

1. Memo from Cher Elzy to Fernando Natividad
2. Dallas Central Appraisal District Supplement Recap for April
3. Supplement 09 to the 2023 tax roll
4. Supplement 21 to the 2022 tax roll
5. Supplement 33 to the 2021 tax roll
6. Supplement 44 to the 2020 tax roll
7. Supplement 57 to the 2019 tax roll
8. Comparison of the Budget to the Actual Tax Roll Spreadsheet

MEMO

Date: May 13, 2024
To: Fernando Natividad, Chief Financial Officer
From: Cher Elzy, Director of Taxation
Subject: April Supplement Reports

Attached for your consideration is the April Supplement Reports.

Thank you.



DALLAS CENTRAL APPRAISAL DISTRICT

SUPPLEMENT 04-2024

As of April 04, 2024

**State of Texas
County of Dallas**

Property Tax Code, Section 25.25

I, Shane Docherty, Executive Director/Chief Appraiser of the Dallas Central Appraisal District, attest to the best of my knowledge, that the attached is a supplement to the certified appraisal roll which lists taxable property for

IRVING ISD

Tax Year	Amount of
2023	9,786,752-
2022	6,485,974
2021	320,151-
2020	48,043
2019	25,000

Date : April 18, 2024

**Shane Docherty
Executive Director/Chief Appraiser**

2023 SUPPLEMENT NO. 09

Real Property Additions		Personal Property Additions
\$ 22,376		\$ 5,695,080
Total Additions	Supplemental Change Report	Net Changes of Changes
\$ 5,717,456	\$ (15,504,208)	\$ (9,786,752)

Summary of Supplemental Change Report
#1 through #9

Value	Reason
\$ (169,751,275)	Exemptions and Value Changes
\$ 649,457,900	Total Additions
\$ 479,706,625	Net Total

2022 SUPPLEMENT NO. 21

Real Property Additions		Personal Property Additions
\$ 0		\$ 18,713,180
Total Additions	Supplemental Change Report	Net Changes of Changes
\$ 18,713,180	\$ (12,227,206)	\$ 6,485,974

Summary of Supplemental Change Report
#1 through #21

Value	Reason
\$ (630,184,156)	Exemptions and Value Changes
\$ 536,237,463	Total Additions
\$ (93,946,693)	Net Total

2021 SUPPLEMENT NO. 33

Real Property Additions		Personal Property Additions
\$ 0		\$ 0
Total Additions	Supplemental Change Report	Net Changes of Changes
\$ 0	\$ (320,151)	\$ (320,151)

Summary of Supplemental Change Report
#1 through #33

Value	Reason
\$ (372,403,840)	Exemptions and Value Changes
\$ 656,479,235	Total Additions
\$ 284,075,395	Net Total

2020 SUPPLEMENT NO. 44

Real Property Additions	\$	0	Personal Property Additions	\$	0
Total Additions	\$	0	Supplemental Change Report	\$	48,043
			Net Changes of Changes	\$	48,043

Summary of Supplemental Change Report
#1 through #44

Value	Reason
\$ (356,788,409)	Exemptions and Value Changes
\$ 1,241,851,292	Total Additions
\$ 885,062,883	Net Total

2019 SUPPLEMENT NO. 57

Real Property Additions		Personal Property Additions
\$ 0		\$ 0
Total Additions	Supplemental Change Report	Net Changes of Changes
\$ 0	\$ 25,000	\$ 25,000

Summary of Supplemental Change Report
#1 through #57

Value	Reason
\$ (295,035,618)	Exemptions and Value Changes
\$ 184,586,163	Total Additions
\$ (110,449,455)	Net Total

RECAP FOR APRIL SUPPLEMENT

2023 SUPPLEMENT NO. 09	\$	(9,786,752)
2022 SUPPLEMENT NO. 21	\$	6,485,974
2021 SUPPLEMENT NO. 33	\$	(320,151)
2020 SUPPLEMENT NO. 44	\$	48,043
2019 SUPPLEMENT NO. 57	\$	25,000

FY 2023-2024

COMPARISON OF BUDGET TO ACTUAL TAX ROLL

	ORIGINAL BUDGET	CERTIFIED TAX ROLL	ROLLS 1 - 9	ADJUSTED TAX ROLL
NET TAXABLE VALUE	\$ 21,868,208,126	\$ 20,003,908,010	479,706,625	\$ 20,483,614,635
M & O LEVY (0.7279)	\$ 159,178,687	\$ 145,608,446	3,491,785	\$ 149,100,231
I & S LEVY (.3002)	\$ 65,648,361	\$ 60,051,732	1,440,079	\$ 61,491,811
TOTAL LEVY (1.0281)	\$ 224,827,048	\$ 205,660,178	4,931,864	\$ 210,592,042

2023 SUPPLEMENT	TAXABLE VALUE
SUPPLEMENT NO. 1	351,864,836
SUPPLEMENT NO. 2	170,903,554
SUPPLEMENT NO. 3	45,606,938
SUPPLEMENT NO. 4	21,837,256
SUPPLEMENT NO. 5	-2,980,619
SUPPLEMENT NO. 6	-26,392,915
SUPPLEMENT NO. 7	-34,099,505
SUPPLEMENT NO. 8	-37,246,168
SUPPLEMENT NO. 9	-9,786,752

TOTAL **479,706,625**

* LEVY REFLECTS FROZEN LOSS FROM OVER 65 & DISABILITY ACCOUNTS

2023 SUPPLEMENTAL BUDGET	-150,000,000
NET GAIN (LOSS) TO TAX	<u>629,706,625</u>
LEVY GAIN (LOSS) M & O	4,583,635
LEVY GAIN (LOSS) I & S	1,890,379
TOTAL LEVY GAIN (LOSS) DUE TO SUPPLEMENTS	<u>6,474,014</u>

FY 2022-2023

COMPARISON OF BUDGET TO ACTUAL TAX ROLL

	ORIGINAL BUDGET	CERTIFIED TAX ROLL	ROLLS 1 - 21	ADJUSTED TAX ROLL
NET TAXABLE VALUE	\$ 19,462,591,586	\$ 19,095,365,105	-93,946,693	\$ 19,001,418,412
M & O LEVY (0.9056)	\$ 176,253,229	\$ 172,927,626	-850,781	\$ 172,076,845
I & S LEVY (.2418)	\$ 47,060,546	\$ 46,172,593	-227,163	\$ 45,945,430
TOTAL LEVY (1.1474)	\$ 223,313,775	\$ 219,100,219	-1,077,944	\$ 218,022,275

2022 SUPPLEMENT	TAXABLE VALUE
SUPPLEMENT NO. 1	88,407,442
SUPPLEMENT NO. 2	184,253,590
SUPPLEMENT NO. 3	156,291,881
SUPPLEMENT NO. 4	55,395,081
SUPPLEMENT NO. 5	-280,000
SUPPLEMENT NO. 6	-355,000
SUPPLEMENT NO. 7	-81,030,418
SUPPLEMENT NO. 8	-2,194,340
SUPPLEMENT NO. 9	-33,708,843
SUPPLEMENT NO. 10	-17,715,667
SUPPLEMENT NO. 11	-36,352,638
SUPPLEMENT NO. 12	-36,221,378
SUPPLEMENT NO. 13	-41,859,995
SUPPLEMENT NO. 14	-32,944,537
SUPPLEMENT NO. 15	-24,250,375
SUPPLEMENT NO. 16	-26,776,122
SUPPLEMENT NO. 17	-30,814,162
SUPPLEMENT NO. 18	-121,962,848
SUPPLEMENT NO. 19	-53,731,598
SUPPLEMENT NO. 20	-44,582,740
SUPPLEMENT NO. 21	6,485,974

TOTAL **-93,946,693**

* LEVY REFLECTS FROZEN LOSS FROM OVER 65 & DISABILITY ACCOUNTS

2022 SUPPLEMENTAL BUDGET	<u>-150,000,000</u>
NET GAIN (LOSS) TO TAX	56,053,307
LEVY GAIN (LOSS) M & O	507,619
LEVY GAIN (LOSS) I & S	<u>135,537</u>
TOTAL LEVY GAIN (LOSS) DUE TO SUPPLEMENTS	643,156

**FY 2021-2022
COMPARISON OF BUDGET TO ACTUAL TAX ROLL**

	ORIGINAL BUDGET	CERTIFIED TAX ROLL	ROLLS 1 - 33	ADJUSTED TAX ROLL
NET TAXABLE VALUE	\$ 16,919,405,875	\$ 16,326,839,855	284,075,395	\$ 16,610,915,250
M & O LEVY (0.9390)	\$ 158,873,221	\$ 153,309,026	2,667,468	\$ 155,976,494
I & S LEVY (.2687)	\$ 45,462,444	\$ 43,870,219	763,311	\$ 44,633,530
TOTAL LEVY (1.2077)	\$ 204,335,665	\$ 197,179,245	3,430,779	\$ 200,610,024

2021 SUPPLEMENT	TAXABLE VALUE
SUPPLEMENT NO. 1	187,588,065
SUPPLEMENT NO. 2	338,477,475
SUPPLEMENT NO. 3	69,878,757
SUPPLEMENT NO. 4	-19,818,397
SUPPLEMENT NO. 5	-1,019,588
SUPPLEMENT NO. 6	-25,232,162
SUPPLEMENT NO. 7	-5,375,060
SUPPLEMENT NO. 8	-20,866,519
SUPPLEMENT NO. 9	-9,933,965
SUPPLEMENT NO. 10	-17,212,668
SUPPLEMENT NO. 11	-13,951,049
SUPPLEMENT NO. 12	-17,375,836
SUPPLEMENT NO. 13	-9,031,030
SUPPLEMENT NO. 14	-8,608,430
SUPPLEMENT NO. 15	-911,100
SUPPLEMENT NO. 16	-12,483,463
SUPPLEMENT NO. 17	0
SUPPLEMENT NO. 18	0
SUPPLEMENT NO. 19	-59,970,336
SUPPLEMENT NO. 20	-32,432,699
SUPPLEMENT NO. 21	-9,780,996
SUPPLEMENT NO. 22	-15,630,198
SUPPLEMENT NO. 23	-10,786,642
SUPPLEMENT NO. 24	-2,853,957
SUPPLEMENT NO. 25	-742,407
SUPPLEMENT NO. 26	-1,541,818
SUPPLEMENT NO. 27	-5,931,006
SUPPLEMENT NO. 28	-1,105,448
SUPPLEMENT NO. 29	-1,669,520
SUPPLEMENT NO. 30	-426,968
SUPPLEMENT NO. 31	-3,442,819
SUPPLEMENT NO. 32	-3,414,670
SUPPLEMENT NO. 33	-320,151
TOTAL	284,075,395

* LEVY REFLECTS FROZEN LOSS FROM OVER 65 & DISABILITY ACCOUNTS

2021 SUPPLEMENTAL BUDGET	-200,000,000
NET GAIN (LOSS) TO TAX	<u>484,075,395</u>
LEVY GAIN (LOSS) M & O	4,545,468
LEVY GAIN (LOSS) I & S	1,300,711
TOTAL LEVY GAIN (LOSS) DUE TO SUPPLEMENTS	<u>5,846,179</u>

FY 2020-2021

COMPARISON OF BUDGET TO ACTUAL TAX ROLL

	ORIGINAL BUDGET	CERTIFIED TAX ROLL	ROLLS 1 - 44	ADJUSTED TAX ROLL
NET TAXABLE VALUE	\$ 15,138,570,097	\$ 14,741,790,666	885,062,883	\$ 15,626,853,549
M & O LEVY (1.0148)	\$ 153,626,209	\$ 149,599,692	8,981,618	\$ 158,581,310
I & S LEVY (.2603)	\$ 39,405,698	\$ 38,372,881	2,303,819	\$ 40,676,700
TOTAL LEVY (1.2751)	\$ 193,031,907	\$ 187,972,573	11,285,437	\$ 199,258,010

2020 SUPPLEMENT	TAXABLE VALUE
SUPPLEMENT NO. 1	435,201,059
SUPPLEMENT NO. 2	479,242,398
SUPPLEMENT NO. 3	280,208,718
SUPPLEMENT NO. 4	15,576,708
SUPPLEMENT NO. 5	-3,568,300
SUPPLEMENT NO. 6	-1,548,848
SUPPLEMENT NO. 7	-17,777,907
SUPPLEMENT NO. 8	-11,306,066
SUPPLEMENT NO. 9	-4,866,930
SUPPLEMENT NO. 10	-7,508,735
SUPPLEMENT NO. 11	-21,392,402
SUPPLEMENT NO. 12	-595,647
SUPPLEMENT NO. 13	-16,657,801
SUPPLEMENT NO. 14	-56,487,138
SUPPLEMENT NO. 15	-37,755,434
SUPPLEMENT NO. 16	-9,076,405
SUPPLEMENT NO. 17	-5,858,729
SUPPLEMENT NO. 18	-4,677,591
SUPPLEMENT NO. 19	-9,638,612
SUPPLEMENT NO. 20	-67,212,457
SUPPLEMENT NO. 21	-16,025,508
SUPPLEMENT NO. 22	-6,083,827
SUPPLEMENT NO. 23	-14,350,447
SUPPLEMENT NO. 24	-2,379,427
SUPPLEMENT NO. 25	-3,091,501
SUPPLEMENT NO. 26	-682,431
SUPPLEMENT NO. 27	-3,797,470
SUPPLEMENT NO. 28	0
SUPPLEMENT NO. 29	0
SUPPLEMENT NO. 30	-93,992

SUPPLEMENT NO. 31	-206,089
SUPPLEMENT NO. 32	-196,012
SUPPLEMENT NO. 33	-149,758
SUPPLEMENT NO. 34	-92,300
SUPPLEMENT NO. 35	100,644
SUPPLEMENT NO. 36	-346,980
SUPPLEMENT NO. 37	-13,540
SUPPLEMENT NO. 38	-105,498
SUPPLEMENT NO. 39	-402,740
SUPPLEMENT NO. 40	0
SUPPLEMENT NO. 41	41,305
SUPPLEMENT NO. 42	0
SUPPLEMENT NO. 43	-1,409,470
SUPPLEMENT NO. 44	48,043

TOTAL **885,062,883**

* LEVY REFLECTS FROZEN LOSS FROM OVER 65 & DISABILITY ACCOUNTS

2020 SUPPLEMENTAL BUDGET	-200,000,000
NET GAIN (LOSS) TO TAX	<u>1,085,062,883</u>

LEVY GAIN (LOSS) M & O	11,011,218
LEVY GAIN (LOSS) I & S	2,824,419
TOTAL LEVY GAIN (LOSS) DUE TO SUPPLEMENTS	<u>13,835,637</u>

FY 2019-2020

COMPARISON OF BUDGET TO ACTUAL TAX ROLL

	ORIGINAL BUDGET	CERTIFIED TAX ROLL	ROLLS 1 - 57	ADJUSTED TAX ROLL
NET TAXABLE VALUE	\$ 13,127,517,207	\$ 14,512,366,935	-110,449,455	\$ 14,401,917,480
M & O LEVY (1.03100)	\$ 135,344,702	\$ 149,622,503	-1,138,734	\$ 148,483,769
I & S LEVY (.27410)	\$ 35,982,525	\$ 39,778,398	-302,742	\$ 39,475,656
TOTAL LEVY (1.30510)	\$ 171,327,227	\$ 189,400,901	-1,441,476	\$ 187,959,425

2019 SUPPLEMENT	TAXABLE VALUE
SUPPLEMENT NO. 1	32,571,769
SUPPLEMENT NO. 2	98,098,133
SUPPLEMENT NO. 3	25,517,424
SUPPLEMENT NO. 4	-14,556,681
SUPPLEMENT NO. 5	-8,195,689
SUPPLEMENT NO. 6	-19,703,429
SUPPLEMENT NO. 7	-18,434,225
SUPPLEMENT NO. 8	-17,063,025
SUPPLEMENT NO. 9	-3,432,626
SUPPLEMENT NO. 10	-8,979,664
SUPPLEMENT NO. 11	-26,419,728
SUPPLEMENT NO. 12	-14,251,347
SUPPLEMENT NO. 13	-12,542,680
SUPPLEMENT NO. 14	-29,795,534
SUPPLEMENT NO. 15	-2,269,209
SUPPLEMENT NO. 16	-28,966,000
SUPPLEMENT NO. 17	-1,044,464
SUPPLEMENT NO. 18	-10,018,551
SUPPLEMENT NO. 19	-9,938,089
SUPPLEMENT NO. 20	-1,324,146
SUPPLEMENT NO. 21	-2,293,528
SUPPLEMENT NO. 22	-2,360,419
SUPPLEMENT NO. 23	-794,110
SUPPLEMENT NO. 24	-474,911
SUPPLEMENT NO. 25	-275,359
SUPPLEMENT NO. 26	131,086
SUPPLEMENT NO. 27	-5,958,133
SUPPLEMENT NO. 28	518,514
SUPPLEMENT NO. 29	-10,532,887
SUPPLEMENT NO. 30	-1,471,962
SUPPLEMENT NO. 31	-418,621

SUPPLEMENT NO. 32	-1,509,840
SUPPLEMENT NO. 33	-243,373
SUPPLEMENT NO. 34	-192,127
SUPPLEMENT NO. 35	-110,140
SUPPLEMENT NO. 36	-295,209
SUPPLEMENT NO. 37	-768,998
SUPPLEMENT NO. 38	-4,890
SUPPLEMENT NO. 39	-11,160,885
SUPPLEMENT NO. 40	-63,180
SUPPLEMENT NO. 41	0
SUPPLEMENT NO. 42	0
SUPPLEMENT NO. 43	25,000
SUPPLEMENT NO. 44	40,037
SUPPLEMENT NO. 45	25,000
SUPPLEMENT NO. 46	0
SUPPLEMENT NO. 47	0
SUPPLEMENT NO. 48	88,591
SUPPLEMENT NO. 49	0
SUPPLEMENT NO. 50	-3,540
SUPPLEMENT NO. 51	-15,630
SUPPLEMENT NO. 52	-436,740
SUPPLEMENT NO. 53	0
SUPPLEMENT NO. 54	27,500
SUPPLEMENT NO. 55	0
SUPPLEMENT NO. 56	-1,197,940
SUPPLEMENT NO. 57	25,000

TOTAL **-110,449,455**

* LEVY REFLECTS FROZEN LOSS FROM OVER 65 & DISABILITY ACCOUNTS

2019 SUPPLEMENTAL BUDGET	-150,000,000
NET GAIN (LOSS) TO TAX	<u>39,550,545</u>
LEVY GAIN (LOSS) M & O	407,766
LEVY GAIN (LOSS) I & S	108,408
TOTAL LEVY GAIN (LOSS) DUE TO SUPPLEMENTS	<u>516,174</u>

2023 ACTIVE LAWSUITS

OWNERS NAME	DCAD VALUE	TYPE OF PROPERTY
1111 TDS APARTMENTS LLC	\$ 26,800,000	REAL
161 AIRPORT CORPORATE LLC	\$ 11,412,000	REAL
1927 BELTLINE CP LTD	\$ 2,550,000	REAL
1927 EAST BELTLINE RD LLC	\$ 781,220	REAL
1929 GRAUWYLER LLC	\$ 12,560,000	REAL
2200 WEST ROCHELLE LLC	\$ 8,000,000	REAL
2200 WEST ROCHELLE LLC	\$ 8,000,000	REAL
2325 STEMMONS HOTEL PRTNRS LLC	\$ 9,675,000	REAL
250 290 B&C LLC	\$ 36,256,000	REAL
250 290 B&C LLC	\$ 18,116,650	REAL
250 290 B&C LLC	\$ 20,383,000	REAL
2700 TRINITY SPE LLC	\$ 9,936,000	REAL
2929 PARK GROVE VNTRE LTD	\$ 20,305,000	REAL
2929 PARK GROVE VNTRE LTD	\$ 1,260,000	REAL
3228 WILLOW LLC	\$ 17,700,000	REAL
3429 WEST ROCHELLE LLC	\$ 19,950,000	REAL
4303 MARPOSA DRIVE	\$ 9,500,000	REAL
4409 MONTROSE LTD	\$ 25,160,790	REAL
4444 IRVING BLVD LP	\$ 4,533,400	REAL
4525 W PIONEER DR PROPERTY	\$ 32,000,000	REAL
500 EJC OFFICE OWNER LLC	\$ 29,000,000	REAL
600 LAS COLINAS OWNER LLC	\$ 74,500,000	REAL
7918 FERGUSON LLC	\$ 2,000,000	REAL
7929 BROOKRIVER SUB LLC	\$ 74,500,000	REAL
7929 BROOKRIVER SUB LLC	\$ 9,868,000	REAL
850 LAKE CAROLYN PKWY APARTMENTS INV	\$ 60,000,000	REAL
AARON HOLDINGS LLC	\$ 1,742,810	REAL
ABF FREIGHT SYSTEM INC	\$ 8,351,000	REAL
ABRAHAM ALVIN V	\$ 2,482,020	REAL
ABRAHAM SAJI PROPERTIES LLC	\$ 520,780	REAL
ABRAHAM SAJI PROPERTIES LLC	\$ 240,000	REAL
ACI REAL ESTATE SPE 155 LLC	\$ 5,995,000	REAL
AGAP GARLAND LLC	\$ 6,487,500	REAL
AGRE WILLIAMS SQUARE HOLDINGS LLC	\$ 65,363,100	REAL
AGRE WILLIAMS SQUARE HOLDINGS LLC	\$ 9,609,430	REAL
AGRE WILLIAMS SQUARE HOLDINGS LLC	\$ 63,795,210	REAL
AGRE WILLIAMS SQUARE HOLDINGS LLC	\$ 114,122,260	REAL
AIGGRE TX HOTEL LAS COLINAS OWNER	\$ ¹¹ 12,475,000	REAL

ALC APARTMENTS LLC	\$	59,600,000	REAL
ALESIO GARDEN &	\$	143,500,000	REAL
APO IRVING LLC	\$	7,578,880	REAL
AREA/EY WFT LLC	\$	10,680,520	REAL
ASHDOW DIALYSIS LLC	\$	2,250,000	REAL
AUTOZONE TEXAS LP	\$	603,390	PERSONAL
AUTOZONE TEXAS LP	\$	657,110	PERSONAL
AUTOZONE TEXAS LP	\$	540,910	PERSONAL
AUTOZONE TEXAS LP	\$	597,180	PERSONAL
AUTOZONE TEXAS LP	\$	538,310	PERSONAL
AUTOZONE TEXAS LP	\$	2,242,010	PERSONAL
BELL STACY GREETHUM TRUST THE	\$	996,500	REAL
BELTLINE & GRANDE LTD PS	\$	13,000,000	REAL
BELTLINE/AIRPORT FREEWAY JOINT VENTURE	\$	3,365,260	REAL
BELTLINE/AIRPORT FREEWAY JOINT VENTURE	\$	734,740	REAL
BELTLINE/AIRPORT FREEWAY JOINT VENTURE	\$	7,900,000	REAL
BEST BUY STORES LP	\$	2,300,440	PERSONAL
BETTER INC	\$	2,835,100	REAL
BHP INVESTENTS CO	\$	4,425,000	REAL
BLVD AL LP THE	\$	1,778,910	REAL
BMGREI ESTERS LLC	\$	12,065,630	REAL
BMGREI ESTERS LLC	\$	30,834,370	REAL
BMGREI METKER LLC	\$	9,988,000	REAL
BREIT INDUSTRIAL CANYON TX	\$	115,390	REAL
BROWN COLINAS POINTE LLC	\$	20,000,000	REAL
BUDHWANI & VIRANI INC	\$	5,060,000	REAL
CANAL CENTR INVESTORS LLC	\$	35,000,000	REAL
CANTEX GRAUWYLER LLC	\$	2,299,100	REAL
CANTEX GRAUWYLER LLC	\$	12,585,630	REAL
CARMAX AUTO SUPERSTORES	\$	11,741,010	REAL
CARMAX AUTO SUPERSTORES	\$	1,025,370	REAL
CAROLYN PROPERTY OWNER LP	\$	73,000,000	REAL
CASCADE DALLAS OPERATING LLC	\$	9,500,000	REAL
CAVADIAN PROPERTIES LLC	\$	306,370	REAL
CFT NV DEVELOPMENTS LLC	\$	1,221,130	REAL
CHALET APARTMENTS LLC	\$	27,600,000	REAL
CHICK FIL A INC	\$	951,620	REAL
CNC SPC LP	\$	8,489,220	REAL
CNC SPC LP	\$	16,760,780	REAL
COLE CV DUNCANVILLE TX LP	\$	1,900,000	REAL
COLE CV DUNCANVILLE TX LP	\$	2,388,750	REAL
COLE CV DUNCANVILLE TX LP	\$	1,902,900	REAL
COLINAS RANCH APARTMENTS LLC	\$	19,850,000	REAL
COLINAS RANCH APARTMENTS LLC	\$	19,850,000	REAL
COLONY MULTIFAMILY 3321 LLC THE	\$	4,975,700	REAL
COLONY MULTIFAMILY 3321 LLC THE	\$ ¹²	1,693,850	REAL

COLONY MULTIFAMILY 3321 LLC THE	\$	5,081,560	REAL
COLONY MULTIFAMILY 3321 LLC THE	\$	7,198,880	REAL
COLUMBIA PROPERTIES	\$	45,500,000	REAL
COP ENTERPRISES LLC	\$	99,280	REAL
COP ENTERPRISES LLC	\$	99,280	REAL
COP ENTERPRISES LLC	\$	89,380	REAL
COP ENTERPRISES LLC	\$	99,280	REAL
COP ENTERPRISES LLC	\$	217,000	REAL
COP ENTERPRISES LLC	\$	391,800	REAL
COTTONWOOD LANE PROPERTIES LLC	\$	8,985,260	REAL
CP 511 BUILDING LLC	\$	22,500,000	REAL
CREEKWOOD APTS LLC	\$	26,646,920	REAL
CRESTVIEW STONEHILL LLC	\$	28,000,000	REAL
CROSS COURT TEXAS LLC	\$	1,260,000	REAL
DALLAS FT WORTH PARTNERS LLC	\$	1,933,020	REAL
DALLAS FT WORTH PARTNERS LLC	\$	4,027,410	REAL
DALLAS FT WORTH PARTNERS LLC	\$	2,247,150	REAL
DALLAS METRO APARTMENTS LLC	\$	5,500,000	REAL
DELUJO EL MOROCCO LLC	\$	13,300,000	REAL
DFW AIRPORT HOSPITALITY	\$	9,900,000	REAL
DILLARDS TEXAS CENTRAL LLC	\$	2,271,100	PERSONAL
DK CREST OWNER LLC	\$	69,500,000	REAL
DLC HOTEL OWNER LLC	\$	950,610	REAL
DLC HOTEL OWNER LLC	\$	73,678,650	REAL
DLC HOTEL OWNER LLC	\$	370,740	REAL
DSJR LLC	\$	7,950,000	REAL
EAGLE CREST BORROWER LLC	\$	33,602,680	REAL
EAGLE CREST BORROWER LLC	\$	24,297,320	REAL
EMERALD POINT APARTMENTS	\$	5,770	REAL
EMERALD POINT APARTMENTS	\$	7,552,710	REAL
EPC WESTGATE LLC	\$	5,586,600	REAL
EPC WESTGATE LLC	\$	6,085,400	REAL
EPC WESTGATE LLC	\$	29,440,000	REAL
EPC WESTGATE LLC	\$	12,788,000	REAL
ESTRADA LUXURY APARTMENTS LLC	\$	27,000,000	REAL
ESTRADA REVO LLC &	\$	33,800,000	REAL
FREEWAY LLC	\$	21,388,460	REAL
GEP SILVERTON LLC	\$	31,876,800	REAL
GLENRIDGE HOSPITALITY LP	\$	10,389,870	REAL
GLENRIDGE HOSPITALITY LP	\$	310,140	REAL
GLENRIDGE HOSPITALITY LP	\$	13,750,000	REAL
GREENWAY RESTAURANT	\$	9,975,000	REAL
GROUP 1 REALTY INC	\$	3,500,000	REAL
H&B DEVELOPMENT AND	\$	825,000	REAL
HCD DALLAS CORPORATION	\$	810,000	REAL
HILLTOPPER APARTMENTS IRVING LLC	\$ ¹³	7,418,230	REAL

HKRK MGMT INC	\$	3,725,000	REAL
HKSKN MANAGERS 1 LTD	\$	3,750,000	REAL
IMT CAPITAL III LAKESHORE LOFTS LP	\$	69,000,000	REAL
IRVING 4600 WEST PIONEER	\$	46,250,000	REAL
IRVING BRITAIN WAY APRARTMENTS LP	\$	8,666,670	REAL
IRVING BRITAIN WAY APRARTMENTS LP	\$	4,333,330	REAL
IRVING LODGING LLC	\$	9,300,000	REAL
ISA HOSPITALITY INC	\$	2,525,000	REAL
JAHCO FAIR OAKS LP	\$	7,750,000	REAL
JARS BRITTANY 169 LLC	\$	12,600,000	REAL
JARS HEIGHTS 79 LLC	\$	1,490,510	REAL
JARS HEIGHTS 79 LLC	\$	2,384,810	REAL
JARS HEIGHTS 79 LLC	\$	3,974,680	REAL
JB DALLAS LLC	\$	2,475,000	REAL
JDFW II LLC	\$	89,000,000	REAL
JDFW LLC	\$	60,500,000	REAL
JORDAN KATZ AVALON LLC	\$	32,500,000	REAL
KARAN ASSOCIATES TWO	\$	1,500,000	REAL
KARAN ASSOCIATES TWO	\$	1,600,000	REAL
KORE 125 JOHN CARPENTER LLC	\$	75,650,000	REAL
LADERA RANCH LLC	\$	29,750,000	REAL
LAKE FOREST VALLEY HOLDINGS LLC	\$	4,485,530	REAL
LAKE FOREST VALLEY HOLDINGS LLC	\$	6,291,390	REAL
LAKE WORTH HOTEL CORP	\$	3,750,000	REAL
LAS COLINAS I HOLDCO LP	\$	107,334,180	REAL
LAS COLINAS II HOLDCO LP	\$	57,665,820	REAL
LBH LAS COLINAS PLAZA LLC	\$	26,300,000	REAL
LEGACY REI GROUP SA LLC	\$	13,673,510	REAL
LEGACY REI GROUP SA LLC	\$	4,926,490	REAL
LION NORTHGATE LLC &	\$	24,000,000	REAL
LION TRINITY LLC	\$	61,000,000	REAL
LOOP HOTEL INC	\$	1,085,000	REAL
LPD REALTY LLC	\$	19,000,000	REAL
LRF2 TOWNE NORTH	\$	10,680,000	REAL
LRF2 TOWNE NORTH	\$	4,920,000	REAL
MAA ALLOY LLC	\$	66,700,000	REAL
MACARTHUR PLACE	\$	29,346,150	REAL
MACARTHUR PLACE	\$	25,153,850	REAL
MARABELLA APRARTMENTS II	\$	30,651,570	REAL
MARABELLA APRARTMENTS II	\$	34,248,430	REAL
MARS ROCHELLE LLC &	\$	5,550,000	REAL
MCDAVID IRVING HON LLC	\$	3,600,000	REAL
MCDAVID IRVING HON LLC	\$	51,860	REAL
MCDAVID IRVING HON LLC	\$	2,800,000	REAL
MCDAVID IRVING HON LLC	\$	4,525,000	REAL
MCDAVID IRVING HON LLC	\$ ¹⁴	6,725,000	REAL

MEADOW CREEK RANCH MHC LLC	\$	6,227,770	REAL
MEADOW CREEK RANCH MHC LLC	\$	3,115,880	REAL
MEADOW OAKS HOLDINGS LP	\$	10,483,800	REAL
MFO PPTIES LTD	\$	1,500,000	REAL
MM COURTYARDS LLC	\$	19,500,000	REAL
MONTEGO BAY LLC	\$	5,165,990	REAL
MONTERRA APARTMENTS LP	\$	47,850,000	REAL
NEWPORT APARTMENTS PROPERTY OWNER LF	\$	33,000,000	REAL
NLP TEXAS ONE LLC	\$	62,687,840	REAL
NLP TEXAS ONE LLC	\$	58,900,000	REAL
NORTH TEXAS FAMILY	\$	11,750,000	REAL
NORTHWEST PARK ASSOC	\$	7,480,470	REAL
NORTHWEST PARK ASSOC	\$	11,669,530	REAL
OAKWAY MANOR LLC	\$	6,540,170	REAL
OBSIDIAN SUMMER GATE OWNER	\$	20,350,000	REAL
OMNINET FOXBOROUGH LP	\$	33,244,440	REAL
OMNINET FOXBOROUGH LP	\$	13,505,560	REAL
P LURA LLC	\$	940,000	REAL
PAR CAPITAL 122 WEST LLC	\$	27,800,000	REAL
PARMA LAS COLINAS TOWERS LLC	\$	68,898,000	REAL
PARMA LAS COLINAS TOWERS LLC	\$	42,850,000	REAL
PARMA LAS COLINAS TOWERS LLC	\$	4,752,000	REAL
PARRISH MICHAEL R & ANGELA R	\$	1,591,500	REAL
PBH VALLEY CREEK LLC	\$	48,950,000	REAL
PBH VALLEY RIDGE LLC	\$	51,000,000	REAL
PERFECT & COMFORT LIVING LLC	\$	4,000,000	REAL
PERFECT AND MODERN TEAM LLC	\$	3,250,000	REAL
PH IRVING LLC	\$	3,850,000	REAL
PL LASCO OWNER LLC	\$	88,250,000	REAL
POLO SANTIAGO	\$	6,970,000	REAL
PPF AMLI 1050 LAKE CAROLYN PARKWAY LLC	\$	63,500,000	REAL
PPF AMLI 777 LAKE CAROLYN PARKWAY	\$	96,675,000	REAL
PRIME US TOWER AT LAKE CAROLYN	\$	66,950,000	REAL
PROMENADE TX PARTNERS LLC	\$	73,000,000	REAL
PROPERTY RESERVE INC	\$	72,972,820	REAL
PROVIDENT GROUP IRVING PROPERTIES LLC	\$	47,000,000	REAL
PS TEXAS HOLDINGS II LTD	\$	5,483,000	REAL
PS TEXAS HOLDINGS II LTD	\$	5,712,750	REAL
RAIBLE PLACE APARTMENTS LLC	\$	16,995,000	REAL
RAMSEY LUTHER H	\$	1,612,000	REAL
RAMSEY LUTHER HAROLD	\$	812,800	REAL
REGAL BUSINESS CENTER LLC	\$	13,963,750	REAL
REGAL BUSINESS CENTER LLC	\$	7,568,690	REAL
RESIDENCE AT SURROUND	\$	36,300,000	REAL
RESIDENCES NORTHGATE LLC	\$	45,270,000	REAL
RICKY HOSPITALITY LLC	\$ ¹⁵	1,770,000	REAL

ROCHELLE PLACE LP	\$	11,100,000	REAL
ROSEMONT SUMMIT OPERATING LLC	\$	63,250,000	REAL
SAIBABA DFW LODGING LLC	\$	4,845,000	REAL
SANCHEZ THOMAS C	\$	346,500	REAL
SAVOY DALLAS HOTELS LLC	\$	8,700,000	REAL
SCP 2002D 4 LLC	\$	2,062,510	REAL
SCP 2002D 4 LLC	\$	124,800	REAL
SEDONA PARK APARTMENTS LLC	\$	36,200,000	REAL
SEJ PROPERTIES LP	\$	650,540	REAL
SEJ PROPERTIES LP	\$	8,304,220	REAL
SEJ PROPERTIES LP	\$	4,100,000	REAL
SEJ PROPERTIES LP	\$	2,465,840	REAL
SEJ PROPERTIES LP	\$	2,273,550	REAL
SEJ PROPERTIES LP	\$	1,850,000	REAL
SEJ PROPERTIES LP	\$	1,010,670	REAL
SFS PROPERTIES LLC	\$	4,169,180	REAL
SL1000 RRH SPE LLC &	\$	19,500,000	REAL
STAINBACK RAYMOND F JR	\$	4,580,000	REAL
STARCREST TEXAS PPTIES	\$	6,975,000	REAL
STATE BANK OF TEXAS	\$	2,245,000	REAL
STATE BANK OF TEXAS	\$	9,626,240	REAL
SUN LIFE INSURANCE CO OF CANADA	\$	37,950,000	REAL
SYMONDS STEPHEN M	\$	1,634,180	REAL
TASOCOM REAL ESTATE LLC &	\$	3,202,500	REAL
TERRA FUNDING-URBAN TOWERS LLC	\$	12,252,330	REAL
TERRA FUNDING-URBAN TOWERS LLC	\$	145,247,670	REAL
TERRY INVESTMENT PROPERTY 1	\$	1,710,000	REAL
TEXAS FLORIDA CEDARS LP	\$	12,250,000	REAL
TEXAS PARK MANOR LP	\$	10,920,000	REAL
TEXAS SFI PARTNERSHIP 37 LTD	\$	41,440,000	REAL
TNP IRVING SQUARE DST	\$	2,750,000	REAL
TOURO ASHER PARK DE LLC	\$	30,500,000	REAL
TOURO RUSTIC RIDGE DE LLC	\$	22,900,000	REAL
TP APARTMENTS LLC	\$	7,313,790	REAL
TP APARTMENTS LLC	\$	2,786,210	REAL
TR ATRIUM LP	\$	16,342,630	REAL
TR ATRIUM LP	\$	8,300,000	REAL
TUP CARPENTER COURT LP	\$	11,250,000	REAL
TX 2800 VALLEY VIEW LN DE LLC	\$	21,542,090	REAL
USAA REAL ESTATE CO	\$	296,390	REAL
USAA REAL ESTATE CO	\$	502,500	REAL
USAA REAL ESTATE CO	\$	5,519,970	REAL
USAA REAL ESTATE CO	\$	10,900,000	REAL
USAA REAL ESTATE CO	\$	200	REAL
USAA REAL ESTATE CO	\$	3,120	REAL
USAA REAL ESTATE CO	\$ ¹⁶	1,770	REAL

USAA REAL ESTATE CO	\$	115,460	REAL
USAA REAL ESTATE CO	\$	15,000,000	REAL
USAA REAL ESTATE CO	\$	1,822,730	REAL
USAA REAL ESTATE CO	\$	75,000	REAL
USAA REAL ESTATE CO	\$	75,000	REAL
USAA REAL ESTATE CO	\$	2,952,800	REAL
USAA REAL ESTATE CO	\$	6,581,230	REAL
USAA REAL ESTATE CO	\$	6,473,550	REAL
VBAPT LLC	\$	17,250,000	REAL
VELAZQUEZ CELIA &	\$	1,641,600	REAL
VILLAGE ON WEST IRVING LLC	\$	11,000,000	REAL
VILLAS ESTANCIA APARTMENTS LLC	\$	23,000,000	REAL
WALGREEN CO AS OWNER AND LESSEE	\$	2,445,500	REAL
WALGREEN CO AS OWNER AND LESSEE	\$	1,467,560	REAL
WALGREEN CO AS OWNER AND LESSEE	\$	3,994,340	REAL
WALNUT HLL TX PARTNERS LLC	\$	73,500,000	REAL
WATER STREET OCONNOR LP	\$	2,247,370	REAL
WATER STREET OCONNOR LP	\$	108,000,000	REAL
WESTDALE BROOKSTONE/TERRACE LP	\$	20,000,000	REAL
WESTDALE BROOKSTONE/TERRACE LP	\$	26,000,000	REAL
WESTDALE LAKERIDGE LTD	\$	20,500,000	REAL
WESTDALE POLARIS PARTNERS	\$	18,650,000	REAL
WESTDALE POLARIS PARTNERS	\$	6,250,000	REAL
WESTDALLE PPTIES AMERICA I	\$	22,250,000	REAL
WESTDALE WOODMEADE LTD	\$	32,250,000	REAL
WF AGAVE IRVING LLC	\$	8,765,000	REAL
WF AGAVE IRVING LLC	\$	2,313,000	REAL
WINGREN VILLAGE LP	\$	20,500,000	REAL
WOODWIND APARTMENTS LLC	\$	6,750,000	REAL
WWC LXXI LP	\$	26,500,000	REAL
WWC XLII LP	\$	31,875,000	REAL
WWC XLII LP	\$	31,875,000	REAL
Z920 THIRD STREET LLC	\$	5,328,000	REAL
ZANDER PARK BORROWER DE LLC	\$	21,300,000	REAL
ZAPANTA ALBERT & UNITED STATES MEXICO	\$	716,430	REAL
TOTAL	\$	5,517,566,060	

2023 SETTLED LAWSUITS

OWNERS NAME	DCAD VALUE	SETTLED VALUE	TYPE OF PROPERTY
1500 EAST AIRPORT FREEWAY LLC	\$ 4,784,000	\$ 4,000,000	REAL
1500 EAST AIRPORT FREEWAY LLC	\$ 504,590	\$ 504,590	REAL
1500 EAST AIRPORT FREEWAY LLC	\$ 6,916,000	\$ 5,800,000	REAL
1500 EAST AIRPORT FREEWAY LLC	\$ 3,869,230	\$ 3,545,410	REAL
1500 EAST AIRPORT FREEWAY LLC	\$ 14,560,000	\$ 11,950,000	REAL
1500 EAST AIRPORT FREEWAY LLC	\$ 11,960,000	\$ 9,425,000	REAL
1500 EAST AIRPORT FREEWAY LLC	\$ 6,500,000	\$ 5,100,000	REAL
1500 EAST AIRPORT FREEWAY LLC	\$ 10,036,000	\$ 8,500,000	REAL
1500 EAST AIRPORT FREEWAY LLC	\$ 2,652,000	\$ 2,390,000	REAL
2010 KINWES LLC	\$ 6,300,000	\$ 4,500,000	REAL
89 H A S HOTEL CORP	\$ 1,585,000	\$ 1,400,000	REAL
AGAS VENTURES LLC	\$ 243,120	\$ 190,710	REAL
AGAS VENTURES LLC	\$ 231,570	\$ 213,010	REAL
AGAS VENTURES LLC	\$ 187,240	\$ 172,230	REAL
AGAS VENTURES LLC	\$ 172,970	\$ 159,110	REAL
AGAS VENTURES LLC	\$ 213,650	\$ 196,530	REAL
AGAS VENTURES LLC	\$ 215,000	\$ 146,690	REAL
AGAS VENTURES LLC	\$ 184,300	\$ 169,530	REAL
AGAS VENTURES LLC	\$ 198,900	\$ 182,960	REAL
AGAS VENTURES LLC	\$ 188,670	\$ 173,550	REAL
AGAS VENTURES LLC	\$ 216,590	\$ 199,230	REAL
AGAS VENTURES LLC	\$ 243,150	\$ 223,660	REAL
AGAS VENTURES LLC	\$ 203,490	\$ 187,180	REAL
AGAS VENTURES LLC	\$ 165,670	\$ 152,390	REAL
AGAS VENTURES LLC	\$ 176,710	\$ 162,550	REAL
AGAS VENTURES LLC	\$ 169,300	\$ 155,730	REAL
AGAS VENTURES LLC	\$ 182,780	\$ 168,130	REAL
AGAS VENTURES LLC	\$ 185,370	\$ 170,520	REAL
ANGEL HOSPITALITY VIII LLC	\$ 1,200,000	\$ 1,200,000	REAL
BELTLINE VILLAGE PARTNERS	\$ 8,208,300	\$ 7,250,000	REAL
BIO WORLD MERCHANDISING INC	\$ 14,439,440	\$ 13,900,000	PERSONAL
BRE KNIGHT SH TX OWNER LLC	\$ 4,100,000	\$ 3,700,000	REAL
CAD ASSETS LLC	\$ 3,600,000	\$ 3,200,000	REAL
CCP MILLBROOK 1678 LLC	\$ 5,200,000	\$ 4,950,000	REAL
CHATHEAU AT WILDBRIAR LP	\$ 17,000,000	\$ 12,500,000	REAL
CHICK FIL A INC	\$ 847,050	\$ 762,350	PERSONAL
CORSAIR IRVING OWNER LLC	\$ 29,000,000	\$ 25,000,000	REAL
DAYTON HUDSON CORP	\$ 5,715,000	\$ 5,599,000	REAL
DEVA CORPORATION	\$ 6,050,000	\$ 5,700,000	REAL
DOGWOOD PROPCO TX II LP	\$ 12,343,360	\$ 10,000,000	REAL

DRIVER RE IRVING LLC	\$	466,610	\$	400,000	REAL
EL PRIMERO EXPRESS LP	\$	4,750,000	\$	4,150,000	REAL
ESD DFW SOUTH 2011 LP	\$	28,000,000	\$	21,500,000	REAL
FIVF III TX2 LLC	\$	13,000,000	\$	10,750,000	REAL
GL MARBLETREE LLC	\$	33,675,000	\$	30,750,000	REAL
GL MARBLETREE LLC	\$	11,225,000	\$	10,250,000	REAL
GRANITE CIMARRON MEADOWS LLC	\$	9,639,510	\$	7,595,000	REAL
HD DEVELOPMENT PPTIES LP	\$	5,350,000	\$	5,250,000	REAL
HIGHLAND CREST LTD	\$	25,000,000	\$	23,700,000	REAL
IFCAP EVERGREEN LP	\$	57,300	\$	45,840	REAL
IFCAP EVERGREEN LP	\$	62,200	\$	49,760	REAL
IFCAP EVERGREEN LP	\$	62,200	\$	49,760	REAL
IFCAP EVERGREEN LP	\$	57,300	\$	45,840	REAL
IFCAP EVERGREEN LP	\$	62,200	\$	49,760	REAL
IFCAP EVERGREEN LP	\$	62,200	\$	49,760	REAL
IFCAP EVERGREEN LP	\$	70,600	\$	56,480	REAL
IFCAP EVERGREEN LP	\$	70,600	\$	56,480	REAL
IFCAP EVERGREEN LP	\$	62,200	\$	49,760	REAL
IFCAP EVERGREEN LP	\$	57,300	\$	45,840	REAL
IFCAP EVERGREEN LP	\$	62,200	\$	49,760	REAL
IFCAP EVERGREEN LP	\$	70,600	\$	56,480	REAL
IFCAP EVERGREEN LP	\$	57,300	\$	45,840	REAL
IFCAP EVERGREEN LP	\$	62,200	\$	49,760	REAL
IFCAP EVERGREEN LP	\$	62,200	\$	49,760	REAL
IFCAP EVERGREEN LP	\$	57,300	\$	45,840	REAL
IFCAP EVERGREEN LP	\$	62,200	\$	49,760	REAL
IFCAP EVERGREEN LP	\$	62,200	\$	49,760	REAL
IFCAP EVERGREEN LP	\$	70,600	\$	56,480	REAL
IFCAP EVERGREEN LP	\$	70,600	\$	56,480	REAL
IFCAP EVERGREEN LP	\$	57,300	\$	45,840	REAL
IFCAP EVERGREEN LP	\$	62,200	\$	49,760	REAL
IFCAP EVERGREEN LP	\$	62,200	\$	49,760	REAL
IFCAP EVERGREEN LP	\$	57,300	\$	45,840	REAL
IFCAP EVERGREEN LP	\$	62,200	\$	49,760	REAL
IFCAP EVERGREEN LP	\$	62,200	\$	49,760	REAL
IFCAP EVERGREEN LP	\$	70,600	\$	56,480	REAL
IFCAP EVERGREEN LP	\$	70,600	\$	56,480	REAL
IFCAP EVERGREEN LP	\$	90,400	\$	72,320	REAL
IFCAP EVERGREEN LP	\$	90,400	\$	72,320	REAL
IFCAP EVERGREEN LP	\$	90,400	\$	72,320	REAL
IFCAP EVERGREEN LP	\$	90,400	\$	72,320	REAL
IFCAP EVERGREEN LP	\$	90,400	\$	72,320	REAL
IFCAP EVERGREEN LP	\$	90,400	\$	72,320	REAL
IFCAP EVERGREEN LP	\$	90,400	\$	72,320	REAL
IFCAP EVERGREEN LP	\$	90,400	\$	72,320	REAL
IFCAP EVERGREEN LP	\$	90,400	\$	72,320	REAL
IFCAP EVERGREEN LP	\$	90,400	\$	72,320	REAL
IFCAP EVERGREEN LP	\$	90,400	\$	72,320	REAL
IFCAP EVERGREEN LP	\$	90,400	\$	72,320	REAL
IFCAP EVERGREEN LP	\$	90,400	\$	72,320	REAL

IFCAP EVERGREEN LP	\$	90,400	\$	72,320	REAL
IFCAP EVERGREEN LP	\$	90,400	\$	72,320	REAL
IFCAP EVERGREEN LP	\$	90,400	\$	72,320	REAL
IFCAP EVERGREEN LP	\$	90,400	\$	72,320	REAL
IFCAP EVERGREEN LP	\$	90,400	\$	72,320	REAL
IFCAP EVERGREEN LP	\$	90,400	\$	72,320	REAL
IFCAP EVERGREEN LP	\$	90,400	\$	72,320	REAL
IFCAP EVERGREEN LP	\$	90,400	\$	72,320	REAL
IFCAP EVERGREEN LP	\$	90,400	\$	72,320	REAL
IFCAP EVERGREEN LP	\$	90,400	\$	72,320	REAL
IFCAP EVERGREEN LP	\$	90,400	\$	72,320	REAL
IFCAP EVERGREEN LP	\$	90,400	\$	72,320	REAL
IFCAP EVERGREEN LP	\$	90,400	\$	72,320	REAL
IFCAP EVERGREEN LP	\$	90,400	\$	72,320	REAL
IFCAP EVERGREEN LP	\$	90,400	\$	72,320	REAL
IRBY LANE ASSOCIATES LTD	\$	24,000,000	\$	20,900,000	REAL
IRVING BUS PROPERTIES LLC	\$	2,251,350	\$	1,950,000	REAL
IRVING 5 STAR MANAGEMENT LLC	\$	155,560	\$	116,670	REAL
IRVING 5 STAR MANAGEMENT LLC	\$	901,740	\$	676,300	REAL
IRVING 5 STAR MANAGEMENT LLC	\$	167,260	\$	125,450	REAL
IRVING 5 STAR MANAGEMENT LLC	\$	512,000	\$	405,000	REAL
IRVING 5 STAR MANAGEMENT LLC	\$	1,656,610	\$	1,539,580	REAL
IRVING 5 STAR MANAGEMENT LLC	\$	264,000	\$	223,000	REAL
IRVING 5 STAR MANAGEMENT LLC	\$	250,000	\$	213,000	REAL
IRVING 5 STAR MANAGEMENT LLC	\$	244,000	\$	195,000	REAL
IRVING 5 STAR MANAGEMENT LLC	\$	192,000	\$	175,000	REAL
IRVING 5 STAR MANAGEMENT LLC	\$	182,000	\$	165,000	REAL
IRVING 5 STAR MANAGEMENT LLC	\$	1,563,000	\$	1,370,000	REAL
IRVING 5 STAR MANAGEMENT LLC	\$	483,000	\$	400,000	REAL
IRVING 5 STAR MANAGEMENT LLC	\$	449,000	\$	386,000	REAL
IRVING 5 STAR MANAGEMENT LLC	\$	128,000	\$	110,000	REAL
IRVING 5 STAR MANAGEMENT LLC	\$	2,451,720	\$	1,900,000	REAL
KROGER TEXAS LP	\$	4,100,000	\$	4,077,580	REAL
KROGER TEXAS LP	\$	1,575,000	\$	1,540,130	REAL
KROGER TEXAS LP	\$	11,680,630	\$	11,245,270	REAL
KROGER TEXAS LP	\$	1,800,000	\$	1,781,520	REAL
KROGER TEXAS LP	\$	960,000	\$	950,260	REAL
LION WOODCHASE CLARENDON LLC	\$	23,232,000	\$	21,293,230	REAL
LION WOODCHASE CLARENDON LLC	\$	8,954,000	\$	8,206,770	REAL
LOONEY FAMILY 2014 TRUST THE	\$	2,217,330	\$	1,600,000	REAL
LOONEY FAMILY 2014 TRUST THE	\$	1,073,070	\$	700,000	REAL
LOWEN TRINITY MILLS	\$	12,375,000	\$	10,500,000	REAL
LOWEN TRINITY MILLS	\$	197,830	\$	197,830	REAL
LOWES HOME CENTERS INC	\$	7,200,000	\$	7,000,000	REAL
MALL GROUND PORTFOLIO LLC	\$	41,500,000	\$	21,005,140	REAL
MALL GROUND PORTFOLIO LLC	\$	2,050,000	\$	1,600,000	REAL
MALL GROUND PORTFOLIO LLC	\$	4,850,000	\$	3,900,000	REAL
MALL GROUND PORTFOLIO LLC	\$	193,440	\$	193,440	REAL

MALL GROUND PORTFOLIO LLC	\$	1,301,420	\$	1,301,420	REAL
MPG TEXAS 1 LLC	\$	14,650,000	\$	12,400,000	REAL
NEPTUNE VENTURES LLC	\$	300,000	\$	280,000	REAL
NEPTUNE VENTURES LLC	\$	237,560	\$	225,000	REAL
NEPTUNE VENTURES LLC	\$	283,950	\$	270,000	REAL
NEPTUNE VENTURES LLC	\$	317,940	\$	300,000	REAL
NICOLA SPUR 482 LP	\$	4,897,250	\$	4,150,000	REAL
NL ASSETS LANDEN DE LLC	\$	17,160,000	\$	16,000,000	REAL
NORTHGATE CONSOLIDATED	\$	4,937,900	\$	4,600,000	REAL
PATEL MADAN &	\$	1,157,240	\$	1,050,000	REAL
PS LPT PROPERTIES INVESTORS	\$	3,404,010	\$	3,000,000	REAL
ROCK ISLAND IRVING LLC	\$	17,000,000	\$	15,700,000	REAL
RSP RIDGEVIEW PLACE	\$	30,833,330	\$	29,266,660	REAL
RSP RIDGEVIEW PLACE	\$	15,416,670	\$	14,633,340	REAL
SOUTHERN STAR LAS COLINAS LP	\$	15,400,000	\$	13,087,000	REAL
SPANISH HAVEN REDEVELOPMENT	\$	13,000,000	\$	10,500,000	REAL
TEXAS FOUR PPTIES LLC	\$	14,950,000	\$	12,500,000	REAL
TMIF II BRIDGEPORT LP	\$	32,500,000	\$	29,800,000	REAL
TOYOTA OF IRVING LTD	\$	630,000	\$	625,000	REAL
TOYOTA OF IRVING LTD	\$	14,500,000	\$	11,175,000	REAL
TSCA 222 LIMITED PS	\$	5,625,000	\$	5,000,000	REAL
WALMART REAL ESTATE	\$	10,967,000	\$	10,967,000	REAL

TOTAL	\$	695,249,880	\$	595,009,850	
--------------	----	-------------	----	-------------	--

2022 ACTIVE LAWSUITS

OWNERS NAME	DCAD VALUE	TYPE OF PROPERTY
AARON HOLDINGS LLC	\$ 2,032,310	REAL
CRESTVIEW STONEHILL LLC	\$ 24,700,000	REAL
DILLARDS TEXAS CENTRAL LLC	\$ 2,549,040	PERSONAL
LAKE WORTH HOTEL CORP	\$ 3,750,000	REAL
LAS COLINAS SURGERY	\$ 1,400,000	REAL
LEGACY REI GROUP SA LLC	\$ 11,762,190	REAL
LEGACY REI GROUP SA LLC	\$ 4,237,810	REAL
LEGACY REI GROUP TF LLC	\$ 6,900,000	REAL
LEGACY REI GROUP TF LLC	\$ 2,898,000	REAL
RAMSEY LUTHER H	\$ 1,526,560	REAL
RAMSEY LUTHER HAROLD	\$ 797,930	REAL
REGAL BUSINESS CENTER LLC	\$ 13,513,300	REAL
REGAL BUSINESS CENTER LLC	\$ 7,568,590	REAL
VILLAS ESTANCIA APARTMENTS LLC	\$ 25,000,000	REAL
WALGREENS CO	\$ 1,424,820	REAL
WALGREENS CO	\$ 3,878,000	REAL
WALGREENS CO	\$ 2,374,270	REAL
TOTAL	\$ 116,312,820	

2022 SETTLED LAWSUITS

OWNERS NAME	DCAD VALUE	SETTLED VALUE	TYPE OF PROPERTY
1031 NORTH STORY E 1 H LLC &	\$ 4,400,000	\$ 4,100,000	REAL
1111 TDS APARTMENTS LLC	\$ 23,500,000	\$ 19,500,000	REAL
1212 IRVING LLC	\$ 11,000,000	\$ 9,800,000	REAL
1500 EAST AIRPORT FREEWAY LLC	\$ 3,720,410	\$ 3,400,000	REAL
1500 EAST AIRPORT FREEWAY LLC	\$ 14,000,000	\$ 11,000,000	REAL
1500 EAST AIRPORT FREEWAY LLC	\$ 4,600,000	\$ 3,670,000	REAL
1500 EAST AIRPORT FREEWAY LLC	\$ 2,550,000	\$ 2,300,000	REAL
1500 EAST AIRPORT FREEWAY LLC	\$ 6,250,000	\$ 4,650,000	REAL
1500 EAST AIRPORT FREEWAY LLC	\$ 9,650,000	\$ 8,000,000	REAL
1500 EAST AIRPORT FREEWAY LLC	\$ 11,500,000	\$ 8,800,000	REAL
1500 EAST AIRPORT FREEWAY LLC	\$ 6,650,000	\$ 5,400,000	REAL
1500 EAST AIRPORT FREEWAY LLC	\$ 504,590	\$ 504,590	REAL
2010 KINWEST LLC	\$ 6,175,000	\$ 5,250,000	REAL
2325 STEMMONS HOTEL PTNRS LLC	\$ 8,000,000	\$ 7,750,000	REAL
250 290 B&C LLC	\$ 34,530,280	\$ 32,737,380	REAL
250 290 B&C LLC	\$ 17,253,980	\$ 16,358,110	REAL
250 290 B&C LLC	\$ 19,412,450	\$ 18,404,510	REAL
300 320 DECKER LLC	\$ 9,868,100	\$ 8,982,000	REAL
3228 WILLOW LLC	\$ 16,416,000	\$ 14,100,000	REAL
33-RENAL CENTER OF NORTH DALLAS	\$ 2,100,000	\$ 2,025,000	REAL
3801 NORTH BELT LINE ROAD	\$ 17,750,000	\$ 16,500,000	REAL
4303 MARIPOSA DRIVE	\$ 8,455,000	\$ 7,800,000	REAL
4409 MONTROSE LTD	\$ 23,282,000	\$ 21,000,000	REAL
4525 W PIONEER DR PROPERTY	\$ 33,000,000	\$ 27,000,000	REAL
500 EJC OFFICE OWNER LLC	\$ 27,300,000	\$ 25,100,000	REAL
600 LAS COLINAS OWNER LLC	\$ 74,750,000	\$ 72,400,000	REAL
692 LAKE CAROLYN PARKWAY	\$ 58,760,000	\$ 56,518,000	REAL
7918 FERGUSON LLC	\$ 1,889,070	\$ 1,850,000	REAL
850 LAKE CAROLYN PKWY APARTMENTS INC	\$ 53,250,000	\$ 50,500,000	REAL
89 H A S HOTEL CORP	\$ 1,260,000	\$ 1,150,000	REAL
ABF FREIGHT SYSTEMS INC	\$ 7,000,000	\$ 6,400,000	REAL
ABRAHAM ALVIN V	\$ 2,987,630	\$ 2,688,870	REAL
ADDISON HOTELS LP	\$ 5,400,000	\$ 4,950,000	REAL
AGAP GARLAND LLC	\$ 6,985,000	\$ 5,838,360	REAL
AGAS VENTURES LLC	\$ 169,300	\$ 151,640	REAL
AGAS VENTURES LLC	\$ 182,780	\$ 163,720	REAL
AGAS VENTURES LLC	\$ 207,320	\$ 185,700	REAL
AGAS VENTURES LLC	\$ 185,370	\$ 166,040	REAL
AGAS VENTURES LLC	\$ 176,710	\$ 158,280	REAL
AGAS VENTURES LLC	\$ 231,570	\$ 207,420	REAL
AGAS VENTURES LLC	\$ 184,300	\$ 165,080	REAL
AGAS VENTURES LLC	\$ 198,900	\$ 178,160	REAL
AGAS VENTURES LLC	\$ 188,670	\$ 168,990	REAL
AGAS VENTURES LLC	\$ 216,590	\$ 194,000	REAL
AGAS VENTURES LLC	\$ 187,240	\$ 167,710	REAL
AGAS VENTURES LLC	\$ 172,970	\$ 154,930	REAL
AGAS VENTURES LLC	\$ 213,650	\$ 191,370	REAL
AGAS VENTURES LLC	\$ 159,470	\$ 142,840	REAL

OWNERS NAME	DCAD VALUE	SETTLED VALUE	TYPE OF PROPERTY
AGAS VENTURES LLC	\$ 243,150	\$ 217,790	REAL
AGAS VENTURES LLC	\$ 203,490	\$ 182,270	REAL
AGAS VENTURES LLC	\$ 165,670	\$ 148,390	REAL
AGRE WILLIAMS SQUARE HOLDINGS LLC	\$ 108,705,190	\$ 98,373,710	REAL
AGRE WILLIAMS SQUARE HOLDINGS LLC	\$ 62,259,620	\$ 56,342,380	REAL
AGRE WILLIAMS SQUARE HOLDINGS LLC	\$ 9,153,170	\$ 8,283,240	REAL
AGRE WILLIAMS SQUARE HOLDINGS LLC	\$ 61,882,020	\$ 56,000,670	REAL
AIGGRE TX HOTEL LAS COLINAS OWNER	\$ 7,692,500	\$ 6,870,000	REAL
ALAMO DRAFTHOUSE CINEMA	\$ 1,315,880	\$ 1,088,750	PERSONAL
ALC APARTMENTS LLC	\$ 53,250,000	\$ 51,000,000	REAL
ALDEN SHORT	\$ 147,760	\$ 87,480	REAL
ALDEN SHORT	\$ 175,530	\$ 137,480	REAL
ALDEN SHORT	\$ 220,280	\$ 213,030	REAL
ALESIO GARDEN &	\$ 139,000,000	\$ 116,608,000	REAL
ANGEL HOSPITALITY VIII LLC	\$ 5,000,000	\$ 4,900,000	REAL
ANGEL HOSPITALITY VIII LLC	\$ 1,354,500	\$ 1,173,900	REAL
AREA/EY WFT LLC	\$ 10,000,000	\$ 8,800,000	REAL
ARMSTRONG GUADALUPE LP	\$ 1,628,830	\$ 1,628,830	REAL
ASBURY AUTOMOTIVE GROUP	\$ 5,900,000	\$ 4,700,000	REAL
ASBURY AUTOMOTIVE GROUP	\$ 51,860	\$ 51,860	REAL
ASBURY AUTOMOTIVE GROUP	\$ 2,600,000	\$ 2,000,000	REAL
ASBURY AUTOMOTIVE GROUP	\$ 4,200,000	\$ 3,200,000	REAL
ASBURY AUTOMOTIVE GROUP	\$ 3,200,000	\$ 2,300,000	REAL
ASHER PARK IRVING LP	\$ 27,000,000	\$ 22,900,000	REAL
BELL STACY GREETHUM TRUST THE	\$ 938,150	\$ 900,000	REAL
BELTLINE & GRANDE LTD	\$ 11,500,000	\$ 10,600,000	REAL
BELTLINE/AIRPORT FREEWAY JOINT VENTUF	\$ 3,217,350	\$ 2,800,000	REAL
BELTLINE/AIRPORT FREEWAY JOINT VENTUF	\$ 720,610	\$ 700,000	REAL
BELTLINE/AIRPORT FREEWAY JOINT VENTUF	\$ 7,836,860	\$ 6,500,000	REAL
BELTLINE VILLAGE PARTNERS	\$ 7,211,000	\$ 6,950,000	REAL
BETTER INC	\$ 2,750,000	\$ 2,365,000	REAL
BHP INVESTMENTS CO	\$ 3,800,000	\$ 3,400,000	REAL
BLVD AL LP THE	\$ 1,622,460	\$ 1,547,000	REAL
BRE KNIGHT SH TX OWNER LLC	\$ 4,105,500	\$ 3,689,000	REAL
BRE KNIGHT SH TX OWNER LLC	\$ 1,459,500	\$ 1,311,000	REAL
BREIT INDUSTRIAL CANYON TX	\$ 115,390	\$ 115,390	REAL
BREIT INDUSTRIAL CANYON TX	\$ 11,134,220	\$ 8,000,000	REAL
BROWN COLINAS POINTE LLC	\$ 18,500,000	\$ 16,900,000	REAL
BW ZANDER PARK LLC	\$ 18,600,000	\$ 15,600,000	REAL
CAD ASSETS LLC	\$ 2,500,000	\$ 2,200,000	REAL
CANAL CENTRE INVESTORS LLC	\$ 35,000,000	\$ 33,000,000	REAL
CARE INN	\$ 15,800,000	\$ 13,000,000	REAL
CARMAX AUTO SUPERSTORES	\$ 11,250,000	\$ 8,474,630	REAL
CARMAX AUTO SUPERSTORES	\$ 1,025,370	\$ 1,025,370	REAL
CAROLYN PROPERTY OWNER LP	\$ 67,181,400	\$ 57,500,000	REAL
CEDAR CREST OF IRVING LLC	\$ 2,500,000	\$ 2,250,000	REAL
CENTERPOINT PROPERTIES TRUST	\$ 66,270,000	\$ 22,200,000	REAL
CFT NV DEVELOPMENTS LLC	\$ 1,080,000	\$ 900,000	REAL
CHALET APARTMENTS LLC	\$ 24,500,000	\$ 22,500,000	REAL
CHATHEAU AT WILDBRIAR LP	\$ 14,700,000	\$ 11,200,000	REAL
CHEP USA	\$ 647,510	\$ 647,510	PERSONAL
CHICK FIL A INC	\$ 906,300	\$ 860,000	REAL

OWNERS NAME	DCAD VALUE	SETTLED VALUE	TYPE OF PROPERTY
CHIPOTLE MEXICAN GRILL INC	\$ 673,660	\$ 650,000	REAL
CL II LLC	\$ 4,800,000	\$ 3,875,000	REAL
COLE CV RICHARDSON TX LLC	\$ 1,847,480	\$ 1,829,360	REAL
COLINAS RANCH APARTMENTS LLC	\$ 17,750,000	\$ 12,685,000	REAL
COLONY MULTIFAMILY 3321 LLC THE	\$ 4,418,000	\$ 3,833,510	REAL
COLONY MULTIFAMILY 3321 LLC THE	\$ 1,530,050	\$ 1,305,020	REAL
COLONY MULTIFAMILY 3321 LLC THE	\$ 4,531,840	\$ 3,915,070	REAL
COLONY MULTIFAMILY 3321 LLC THE	\$ 6,420,110	\$ 5,546,400	REAL
COLUMBIA PROPERTIES	\$ 29,500,000	\$ 24,500,000	REAL
CP 511 BUILDING LLC	\$ 21,493,600	\$ 17,500,000	REAL
CP II CRESTVIEW LP	\$ 37,850,000	\$ 30,250,000	REAL
CREEKWOOD APTS LLC	\$ 23,000,000	\$ 20,750,000	REAL
CROSS COURT TEXAS LLC	\$ 1,285,090	\$ 1,200,000	REAL
CROSSINGSATIRVING RUBY	\$ 16,550,000	\$ 15,000,000	REAL
CVS	\$ 2,319,170	\$ 2,007,900	REAL
CVS AS LESSEE	\$ 2,002,440	\$ 1,959,460	REAL
CVS AS LESSEE	\$ 1,794,690	\$ 1,754,850	REAL
DALLAS FT WORTH PARTNERS LLC	\$ 1,949,000	\$ 1,798,020	REAL
DALLAS FT WORTH PARTNERS LLC	\$ 1,670,570	\$ 1,541,160	REAL
DALLAS FT WORTH PARTNERS LLC	\$ 3,480,430	\$ 3,210,820	REAL
DALLAS METRO APARTMENTS LLC	\$ 4,828,000	\$ 4,250,000	REAL
DELUJO EL MOROCCO LLC	\$ 11,500,000	\$ 10,500,000	REAL
DEVA CORPORATION	\$ 4,500,000	\$ 4,125,000	REAL
DFW JOSEPH INVESTMENTS LLC	\$ 14,059,720	\$ 12,500,000	REAL
DFW TOWER VILLIAGE LP	\$ 11,193,730	\$ 10,571,860	REAL
DFW TOWER VILLIAGE LP	\$ 15,806,280	\$ 14,928,150	REAL
DILLARDS PROPERTIES INC	\$ 5,000,000	\$ 4,750,000	REAL
DK CREST OWNER LLC	\$ 62,000,000	\$ 60,000,000	REAL
DOGWOOD PROPCO TX II LP	\$ 10,700,000	\$ 8,000,000	REAL
DP WPC TX LLC AND DP WPC TX	\$ 11,158,950	\$ 10,856,860	REAL
DP WPC TX LLC AND DP WPC TX	\$ 1,969,340	\$ 1,969,340	REAL
DP WPC TX LLC AND DP WPC TX	\$ 173,800	\$ 173,800	REAL
DRIVR RE IRVING LLC	\$ 6,100,000	\$ 5,800,000	REAL
DRIVER RE IRVING LLC	\$ 435,600	\$ 400,000	REAL
EAGLE CREST BORROWER LLC	\$ 29,540,180	\$ 26,696,430	REAL
EAGLE CREST BORROWER LLC	\$ 21,359,820	\$ 19,303,570	REAL
EL PRIMERO EXPRESS LP	\$ 3,675,000	\$ 3,400,000	REAL
EMERALD POINT APARTMENT	\$ 5,770	\$ 5,770	REAL
EMERALD POINT APARTMENT	\$ 6,894,230	\$ 6,194,230	REAL
ESD DFW SOUTH 2011 LP	\$ 19,000,000	\$ 17,000,000	REAL
ESTRADA LUXURY APARTMENTS LLC	\$ 27,000,000	\$ 23,500,000	REAL
ESTRADA REVO LLC &	\$ 24,950,000	\$ 22,350,000	REAL
EX DALLAS LP	\$ 56,500,000	\$ 53,463,000	REAL
EX DALLAS LP	\$ 370,740	\$ 370,740	REAL
EX DALLAS LP	\$ 8,629,270	\$ 8,166,260	REAL
GEP SILVERTON LLC	\$ 27,840,000	\$ 25,500,000	REAL
GL MARBLETREE LLC	\$ 31,200,000	\$ 27,331,200	REAL
GL MARBLETREE LLC	\$ 10,400,000	\$ 9,110,400	REAL
GOLDEN RAM LLC	\$ 155,560	\$ 155,560	REAL
GOLDEN RAM LLC	\$ 901,740	\$ 901,740	REAL
GOLDEN RAM LLC	\$ 167,260	\$ 167,260	REAL
GOLDEN RAM LLC	\$ 427,430	\$ 370,150	REAL

OWNERS NAME	DCAD VALUE	SETTLED VALUE	TYPE OF PROPERTY
GOLDEN RAM LLC	\$ 1,666,310	\$ 1,443,010	REAL
GOLDEN RAM LLC	\$ 220,380	\$ 190,850	REAL
GOLDEN RAM LLC	\$ 208,810	\$ 180,830	REAL
GOLDEN RAM LLC	\$ 204,160	\$ 176,800	REAL
GOLDEN RAM LLC	\$ 160,460	\$ 138,960	REAL
GOLDEN RAM LLC	\$ 151,680	\$ 131,350	REAL
GOLDEN RAM LLC	\$ 1,302,550	\$ 1,127,990	REAL
GOLDEN RAM LLC	\$ 402,530	\$ 348,590	REAL
GOLDEN RAM LLC	\$ 374,670	\$ 324,460	REAL
GOLDEN RAM LLC	\$ 106,770	\$ 92,450	REAL
GOLDEN RAM LLC	\$ 1,979,280	\$ 1,800,000	REAL
GRANITE CIMARRON MEADOWS LLC	\$ 9,639,510	\$ 7,595,000	REAL
GROUP 1 REALTY INC	\$ 3,500,000	\$ 2,975,000	REAL
GROUP 1 REALTY INC	\$ 900,000	\$ 689,080	REAL
GROUP 1 REALTY INC	\$ 309,360	\$ 278,420	REAL
H&B DEVELOPMENT AND	\$ 787,500	\$ 725,000	REAL
HCD DALLAS CORPORATION	\$ 800,000	\$ 800,000	REAL
HCD DALLAS CORPORATION	\$ 30,100,000	\$ 29,200,000	REAL
HAMPTON PLEASANT RUN JV	\$ 1,925,500	\$ 1,800,000	REAL
HILLTOPPER APARTMENTS IRVING LLC	\$ 6,340,370	\$ 5,000,000	REAL
HKRK MGNT INC	\$ 3,200,000	\$ 2,900,000	REAL
HOME DEPOT USA	\$ 5,425,000	\$ 5,200,000	REAL
HS GARDEN PLAZA LLC	\$ 6,950,000	\$ 6,150,000	REAL
IFCAP EVERGREEN LP	\$ 57,300	\$ 45,840	REAL
IFCAP EVERGREEN LP	\$ 62,200	\$ 49,760	REAL
IFCAP EVERGREEN LP	\$ 62,200	\$ 49,760	REAL
IFCAP EVERGREEN LP	\$ 57,300	\$ 45,840	REAL
IFCAP EVERGREEN LP	\$ 62,200	\$ 49,760	REAL
IFCAP EVERGREEN LP	\$ 62,200	\$ 49,760	REAL
IFCAP EVERGREEN LP	\$ 70,600	\$ 56,480	REAL
IFCAP EVERGREEN LP	\$ 70,600	\$ 56,480	REAL
IFCAP EVERGREEN LP	\$ 62,200	\$ 49,760	REAL
IFCAP EVERGREEN LP	\$ 57,300	\$ 45,840	REAL
IFCAP EVERGREEN LP	\$ 62,200	\$ 49,760	REAL
IFCAP EVERGREEN LP	\$ 62,200	\$ 49,760	REAL
IFCAP EVERGREEN LP	\$ 70,600	\$ 56,480	REAL
IFCAP EVERGREEN LP	\$ 70,600	\$ 56,480	REAL
IFCAP EVERGREEN LP	\$ 57,300	\$ 45,840	REAL
IFCAP EVERGREEN LP	\$ 62,200	\$ 49,760	REAL
IFCAP EVERGREEN LP	\$ 62,200	\$ 49,760	REAL
IFCAP EVERGREEN LP	\$ 70,600	\$ 56,480	REAL
IFCAP EVERGREEN LP	\$ 70,600	\$ 56,480	REAL
IFCAP EVERGREEN LP	\$ 57,300	\$ 45,840	REAL
IFCAP EVERGREEN LP	\$ 62,200	\$ 49,760	REAL
IFCAP EVERGREEN LP	\$ 62,200	\$ 49,760	REAL
IFCAP EVERGREEN LP	\$ 57,300	\$ 45,840	REAL
IFCAP EVERGREEN LP	\$ 62,200	\$ 49,760	REAL
IFCAP EVERGREEN LP	\$ 62,200	\$ 49,760	REAL
IFCAP EVERGREEN LP	\$ 70,600	\$ 56,480	REAL
IFCAP EVERGREEN LP	\$ 70,600	\$ 56,480	REAL
IFCAP EVERGREEN LP	\$ 57,300	\$ 45,840	REAL
IFCAP EVERGREEN LP	\$ 62,200	\$ 49,760	REAL
IFCAP EVERGREEN LP	\$ 62,200	\$ 49,760	REAL
IFCAP EVERGREEN LP	\$ 90,400	\$ 72,320	REAL

OWNERS NAME	DCAD VALUE	SETTLED VALUE	TYPE OF PROPERTY
IFCAP EVERGREEN LP	\$ 90,400	\$ 72,320	REAL
IFCAP EVERGREEN LP	\$ 90,400	\$ 72,320	REAL
IFCAP EVERGREEN LP	\$ 90,400	\$ 72,320	REAL
IFCAP EVERGREEN LP	\$ 90,400	\$ 72,320	REAL
IFCAP EVERGREEN LP	\$ 90,400	\$ 72,320	REAL
IFCAP EVERGREEN LP	\$ 90,400	\$ 72,320	REAL
IFCAP EVERGREEN LP	\$ 90,400	\$ 72,320	REAL
IFCAP EVERGREEN LP	\$ 90,400	\$ 72,320	REAL
IFCAP EVERGREEN LP	\$ 90,400	\$ 72,320	REAL
IFCAP EVERGREEN LP	\$ 90,400	\$ 72,320	REAL
IFCAP EVERGREEN LP	\$ 90,400	\$ 72,320	REAL
IFCAP EVERGREEN LP	\$ 90,400	\$ 72,320	REAL
IFCAP EVERGREEN LP	\$ 90,400	\$ 72,320	REAL
IFCAP EVERGREEN LP	\$ 90,400	\$ 72,320	REAL
IFCAP EVERGREEN LP	\$ 90,400	\$ 72,320	REAL
IFCAP EVERGREEN LP	\$ 90,400	\$ 72,320	REAL
IFCAP EVERGREEN LP	\$ 90,400	\$ 72,320	REAL
IFCAP EVERGREEN LP	\$ 90,400	\$ 72,320	REAL
IFCAP EVERGREEN LP	\$ 90,400	\$ 72,320	REAL
IFCAP EVERGREEN LP	\$ 90,400	\$ 72,320	REAL
IFCAP EVERGREEN LP	\$ 90,400	\$ 72,320	REAL
IFCAP EVERGREEN LP	\$ 90,400	\$ 72,320	REAL
IFCAP EVERGREEN LP	\$ 90,400	\$ 72,320	REAL
IFCAP EVERGREEN LP	\$ 90,400	\$ 72,320	REAL
IFCAP EVERGREEN LP	\$ 90,400	\$ 72,320	REAL
IFCAP EVERGREEN LP	\$ 90,400	\$ 72,320	REAL
IMT CAPITAL III LAKESIDE LOFTS LP	\$ 59,334,000	\$ 55,900,000	REAL
INTREPID HOLDINGS LLC	\$ 3,675,000	\$ 3,400,000	REAL
IRBY LANE ASSOCIATES LTD	\$ 21,000,000	\$ 19,000,000	REAL
IRIS ASSOCIATES LP	\$ 10,687,500	\$ 10,125,000	REAL
IRIS ASSOCIATES LP	\$ 27,312,500	\$ 25,875,000	REAL
IRVING 4600 WEST PIONEER	\$ 41,500,000	\$ 32,698,000	REAL
IRVING APARTMENTS 2017 LLC	\$ 3,417,000	\$ 3,100,000	REAL
IRVING APARTMENTS 2017 LLC	\$ 1,500,000	\$ 1,250,000	REAL
IRVING APARTMENTS 2017 LLC	\$ 1,575,000	\$ 1,350,000	REAL
IRVING BRITAIN WAY APARTMENTS LP	\$ 3,650,000	\$ 3,042,800	REAL
IRVING BRITAIN WAY APARTMENTS LP	\$ 7,300,000	\$ 6,085,610	REAL
IRVING BUS PROPERTIES LLC	\$ 2,250,000	\$ 1,900,000	REAL
IRVING LODGING LLC	\$ 6,250,000	\$ 5,800,000	REAL
IRVING MOB III	\$ 10,500,000	\$ 9,800,000	REAL
IRVING PEBBLEBROOK LLC	\$ 3,850,000	\$ 3,465,000	REAL
ISA HOSPITALITY	\$ 1,950,000	\$ 1,850,000	REAL
JAHCO FAIR OAKS LP	\$ 7,490,000	\$ 6,950,000	REAL
JARS BRITTANY 169 LLC	\$ 11,050,000	\$ 9,200,000	REAL
JARS HEIGHTS 79 LLC	\$ 2,065,820	\$ 1,792,000	REAL
JARS HEIGHTS 79 LLC	\$ 3,443,040	\$ 2,987,000	REAL
JARS HEIGHTS 79 LLC	\$ 1,291,140	\$ 1,121,000	REAL
JBA PORTFOLIO LLC	\$ 5,107,730	\$ 4,700,000	REAL
JDFW LLC	\$ 56,000,000	\$ 52,000,000	REAL
JDFW II LLC	\$ 78,000,000	\$ 72,500,000	REAL
JORDAN KATZ AVALON LLC	\$ 28,800,000	\$ 26,500,000	REAL
KARAN ASSOCIATES TWO	\$ 1,520,000	\$ 1,337,390	REAL
KARAN ASSOCIATES TWO	\$ 1,435,000	\$ 1,262,610	REAL

OWNERS NAME	DCAD VALUE	SETTLED VALUE	TYPE OF PROPERTY
KEVLIN JAMES M &	\$ 537,000	\$ 537,000	REAL
KHOSROW SADEGHIAN	\$ 112,170	\$ 85,000	REAL
KHOSROW SADEGHIAN	\$ 183,740	\$ 150,000	REAL
KHOSROW SADEGHIAN	\$ 1,370	\$ 1,370	REAL
KHOSROW SADEGHIAN	\$ 7,000	\$ 7,000	REAL
KHOSROW SADEGHIAN	\$ 23,700	\$ 20,000	REAL
KHOSROW SADEGHIAN	\$ 23,940	\$ 23,940	REAL
KHOSROW SADEGHIAN	\$ 1,020	\$ 1,020	REAL
KHOSROW SADEGHIAN	\$ 4,680	\$ 4,680	REAL
KHOSROW SADEGHIAN	\$ 105,740	\$ 100,000	REAL
KHOSROW SADEGHIAN	\$ 6,380	\$ 6,380	REAL
KHOSROW SADEGHIAN	\$ 6,380	\$ 6,380	REAL
KORE 125 JOHN CARPENTER LLC	\$ 71,500,000	\$ 68,750,000	REAL
KROGER TEXAS LP	\$ 11,680,630	\$ 10,971,000	REAL
KROGER TEXAS LP	\$ 927,080	\$ 927,080	REAL
KROGER TEXAS LP	\$ 3,978,130	\$ 3,978,130	REAL
KROGER TEXAS LP	\$ 1,502,570	\$ 1,502,570	REAL
KROGER TEXAS LP	\$ 1,738,070	\$ 1,738,070	REAL
LADERA RANCH LLC	\$ 26,250,000	\$ 24,500,000	REAL
LAKERIDGE REALTY LP	\$ 310,140	\$ 310,140	REAL
LAKERIDGE REALTY LP	\$ 9,265,000	\$ 8,800,000	REAL
LAKERIDGE REALTY LP	\$ 8,089,860	\$ 7,600,000	REAL
LAS COLINAS I HOLDCO LP	\$ 92,000,000	\$ 88,250,000	REAL
LAS COLINAS II HOLDCO LP	\$ 51,600,000	\$ 49,100,000	REAL
LAS COLINAS INDUSTRIAL LLC	\$ 2,630,800	\$ 2,216,750	REAL
LBH LAS COLINAS PLAZA LLC	\$ 25,000,000	\$ 23,000,000	REAL
LION TRINITY LLC	\$ 55,550,000	\$ 51,000,000	REAL
LOONEY FAMILY 2014 TRUST THE	\$ 1,073,070	\$ 700,000	REAL
LOONEY FAMILY 2014 TRUST THE	\$ 2,217,330	\$ 1,600,000	REAL
LOOP HOTEL INC	\$ 850,000	\$ 675,000	REAL
LOWEN RAIFORD LP	\$ 8,800,000	\$ 8,300,000	REAL
LOWEN RAIFORD LP	\$ 197,830	\$ 197,830	REAL
LOWES HOME CENTERS INC	\$ 7,075,000	\$ 6,800,000	REAL
LPD REALTY LLC	\$ 16,150,000	\$ 14,450,000	REAL
LRF2 TOWNE NORTH	\$ 9,525,000	\$ 8,613,000	REAL
LRF2 TOWNE NORTH	\$ 4,575,000	\$ 4,137,000	REAL
M INDUSTRIAL PROPERTY	\$ 28,559,550	\$ 20,750,000	REAL
MAA ALLOY LLC	\$ 55,000,000	\$ 49,000,000	REAL
MAA TANC LLC	\$ 42,900,000	\$ 39,800,000	REAL
MACARTHUR PLACE	\$ 21,000,000	\$ 18,876,920	REAL
MACARTHUR PLACE	\$ 24,500,000	\$ 22,023,080	REAL
MACY'S RETAIL HOLDINGS INC	\$ 2,467,320	\$ 2,399,100	PERSONAL
MACY'S RETAIL HOLDINGS INC	\$ 4,580,000	\$ 4,250,000	REAL
MALL GROUND PORTFOLIO LLC	\$ 39,950,000	\$ 28,005,140	REAL
MALL GROUND PORTFOLIO LLC	\$ 1,650,000	\$ 1,600,000	REAL
MALL GROUND PORTFOLIO LLC	\$ 4,850,000	\$ 3,900,000	REAL
MALL GROUND PORTFOLIO LLC	\$ 193,440	\$ 193,440	REAL
MALL GROUND PORTFOLIO LLC	\$ 1,301,420	\$ 1,301,420	REAL
MARABELLA APARTMENTS II	\$ 29,551,810	\$ 27,968,680	REAL
MARABELLA APARTMENTS II	\$ 26,448,190	\$ 25,031,320	REAL
MEADOW CREEK RANCH MHC LLC	\$ 3,115,880	\$ 2,578,950	REAL
MEADOW CREEK RANCH MHC LLC	\$ 6,227,770	\$ 4,421,050	REAL

OWNERS NAME	DCAD VALUE	SETTLED VALUE	TYPE OF PROPERTY
MESTEK LTD	\$ 3,130,040	\$ 2,781,230	REAL
MESTEK LTD	\$ 2,233,460	\$ 1,984,560	REAL
MESTEK LTD	\$ 1,389,000	\$ 1,234,210	REAL
MFO PPTIES LTD	\$ 1,602,700	\$ 1,500,000	REAL
MM COURTYARDS LLC	\$ 19,050,000	\$ 16,500,000	REAL
MONTEGO BAY LLC	\$ 4,650,000	\$ 3,800,000	REAL
MPG TEXAS 1 LLC	\$ 12,376,000	\$ 10,650,000	REAL
NEPTUNE VENTURES LLC	\$ 279,880	\$ 265,890	REAL
NEPTUNE VENTURES LLC	\$ 252,340	\$ 239,720	REAL
NEPTUNE VENTURES LLC	\$ 300,000	\$ 285,000	REAL
NEPTUNE VENTURES LLC	\$ 215,000	\$ 204,250	REAL
NEPTUNE VENTURES LLC	\$ 211,000	\$ 200,450	REAL
NEPTUNE VENTURES LLC	\$ 215,000	\$ 204,250	REAL
NEPTUNE VENTURES LLC	\$ 233,920	\$ 222,220	REAL
NEPTUNE VENTURES LLC	\$ 272,670	\$ 259,040	REAL
NEPTUNE VENTURES LLC	\$ 225,000	\$ 213,750	REAL
NEPTUNE VENTURES LLC	\$ 216,190	\$ 205,380	REAL
NEPTUNE VENTURES LLC	\$ 257,270	\$ 244,410	REAL
NEPTUNE VENTURES LLC	\$ 240,000	\$ 228,000	REAL
NEPTUNE VENTURES LLC	\$ 240,000	\$ 228,000	REAL
NEWPORT APARTMENTS PROPERTY OWNER	\$ 27,950,000	\$ 21,500,000	REAL
NL ASSETS LANDEN DE LLC	\$ 13,200,000	\$ 13,200,000	REAL
NL ASSETS LANDEN DE LLC	\$ 13,200,000	\$ 12,000,000	REAL
NORTHGATE CAPRI LLC &	\$ 19,500,000	\$ 17,000,000	REAL
NORTHGATE CONSOLIDATED GROUP LLC	\$ 4,808,430	\$ 4,600,000	REAL
NORTHWEST PARK ASSOC	\$ 6,438,260	\$ 5,781,250	REAL
NORTHWEST PARK ASSOC	\$ 10,043,680	\$ 9,018,750	REAL
OAKWAY MANOR LLC	\$ 3,640,000	\$ 3,300,000	REAL
OAKWAY MANOR LLC	\$ 6,141,000	\$ 5,300,000	REAL
CONNOR MINI WAREHOUSES	\$ 1,520,000	\$ 1,200,000	REAL
OMNINET FOXBOROUGH LP	\$ 10,920,000	\$ 10,111,110	REAL
OMNINET FOXBOROUGH LP	\$ 26,880,000	\$ 24,888,890	REAL
P LURA LLC	\$ 940,000	\$ 850,000	REAL
PAR CAPITAL 122 WEST LLC	\$ 26,700,000	\$ 25,600,000	REAL
PARMA LAS COLINAS TOWERS LLC	\$ 4,752,000	\$ 4,752,000	REAL
PARMA LAS COLINAS TOWERS LLC	\$ 65,748,000	\$ 61,948,000	REAL
PARMA MANDALAY TOWER LLC	\$ 40,500,000	\$ 37,500,000	REAL
PARRISH MICHAEL R & ANGELA R	\$ 1,615,730	\$ 1,420,000	REAL
PBH VALLEY CREEK LLC	\$ 45,250,000	\$ 43,000,000	REAL
PBH VALLEY RIDGE LLC	\$ 48,000,000	\$ 47,000,000	REAL
PCPI UT OWNER	\$ 12,252,330	\$ 12,252,330	REAL
PCPI UT OWNER	\$ 137,747,670	\$ 125,747,670	REAL
PERFECT & COMFORT LIVING LLC	\$ 4,000,000	\$ 3,200,000	REAL
PERFECT AND MODERN TEAM LLC	\$ 2,925,000	\$ 2,750,000	REAL
PETCO ANIMAL SUPPLIES INC	\$ 323,800	\$ 281,710	REAL
PL LASCO OWNER LLC	\$ 77,000,000	\$ 73,500,000	REAL
POINT AT LAS COLINAS PROPERTIES LLC	\$ 73,455,000	\$ 62,450,000	REAL
POLO SANTIAGO	\$ 6,300,000	\$ 5,500,000	REAL
POST MONTORO LLC	\$ 31,000,000	\$ 28,500,000	REAL
PPF AMLI 1050 LAKE CAROLYN PARKWAY	\$ 62,250,000	\$ 54,733,000	REAL
PPF AMLI 777 LAKE CAROLYN PARKWAY	\$ 83,900,000	\$ 77,156,000	REAL
PRIME US TOWER AT LAKE CAROLYN LLC	\$ 66,125,000	\$ 61,000,000	REAL

OWNERS NAME	DCAD VALUE	SETTLED VALUE	TYPE OF PROPERTY
PROMENADE TX PARTNERS LLC	\$ 63,000,000	\$ 60,000,000	REAL
PROPERTY RESERVE INC	\$ 64,722,820	\$ 62,300,000	REAL
PROVIDENT GROUP IRVING PROPERTIES LLC	\$ 34,750,000	\$ 31,000,000	REAL
PS LPT PROPERTIES INVESTORS	\$ 3,117,360	\$ 2,900,000	REAL
PS TEXAS HOLDINGS II LTD	\$ 5,482,000	\$ 5,230,570	REAL
PS TEXAS HOLDINGS II LTD	\$ 5,774,350	\$ 5,505,620	REAL
RAIBLE PLACE APARTMENTS LLC	\$ 14,500,000	\$ 11,700,000	REAL
RANDALLS FOOD & DRUG LP	\$ 5,750,000	\$ 4,901,710	REAL
RAYO LLC	\$ 5,475,000	\$ 5,000,000	REAL
RAYO LLC	\$ 5,475,000	\$ 5,000,000	REAL
RESIDENCE AT SURROUND	\$ 33,000,000	\$ 33,000,000	REAL
RESIDENCES NORTHGATE LLC	\$ 40,700,000	\$ 28,500,000	REAL
RICKY HOSPITALITY LLC	\$ 1,650,000	\$ 1,550,000	REAL
ROADWAY EXPRESS	\$ 7,224,530	\$ 5,385,000	REAL
ROCHELLE PLACE LP	\$ 9,500,000	\$ 8,550,000	REAL
ROCHELLE PLAZA RES LLC	\$ 13,865,000	\$ 10,800,000	REAL
ROSEMONT SUMMIT OPERATING LLC	\$ 60,875,000	\$ 54,000,000	REAL
RYDER TRUCK RENTAL INC	\$ 2,440,720	\$ 2,440,720	REAL
RUSTIC RIDGE IRVING LP	\$ 19,800,000	\$ 16,000,000	REAL
SANDLIAN COLBY B &	\$ 3,000,000	\$ 2,760,000	REAL
SAVOY DALLAS HOTELS LLC	\$ 6,500,000	\$ 5,800,000	REAL
SEDONA PARK APARTMENTS LLC	\$ 29,500,000	\$ 24,900,000	REAL
SFS PROPERTIES LLC	\$ 4,102,000	\$ 3,875,000	REAL
SGJGM FAMILY LP	\$ 130,000	\$ 128,960	REAL
SHIRLEY ENTERPRISES LLC	\$ 1,870,740	\$ 1,683,650	REAL
SL1000 RRH SPE LLC &	\$ 16,560,000	\$ 14,500,000	REAL
SPANISH CHASE LLC	\$ 7,286,930	\$ 6,250,000	REAL
SPANISH HAVEN REDEVELOPMENT	\$ 10,500,000	\$ 8,900,000	REAL
SPRINT UNITED MGMT CO	\$ 13,800,000	\$ 12,250,000	REAL
STARCREST TEXAS PPTIES	\$ 6,100,000	\$ 5,450,000	REAL
STATE BANK OF TEXAS	\$ 1,275,000	\$ 1,165,230	REAL
SUN LIFE INSURANCE CO OF CANADA	\$ 36,620,270	\$ 33,500,000	REAL
SUNSET SPRINGS LP	\$ 17,520,410	\$ 15,768,370	REAL
SYMONDS STEPHAN M	\$ 1,541,930	\$ 1,400,000	REAL
TARGET CORP	\$ 5,715,000	\$ 5,523,470	REAL
TAURUS HOLDINGS LLC	\$ 1,015,670	\$ 1,015,670	REAL
TEXAS FLORIDA CEDARS LP	\$ 10,500,000	\$ 9,575,980	REAL
TEXAS PARK MANOR LP	\$ 10,315,000	\$ 9,285,000	REAL
TEXAS SFI PARTNERSHIP 37 LTD	\$ 37,000,000	\$ 35,100,000	REAL
TMIF II BRIDGEPORT LP	\$ 29,254,330	\$ 26,700,000	REAL
TNP IRVING SQUARE DST	\$ 1,925,900	\$ 1,925,900	REAL
TOYOTA OF IRVING LTD	\$ 530,740	\$ 422,000	REAL
TOYOTA OF IRVING LTD	\$ 13,294,900	\$ 10,255,000	REAL
TOYOTA OF IRVING LTD	\$ 630,000	\$ 623,000	REAL
TP APARTMENTS LLC	\$ 6,498,990	\$ 5,521,910	REAL
TP APARTMENTS LLC	\$ 2,475,810	\$ 2,103,590	REAL
TR ATRUIM LP	\$ 15,500,000	\$ 14,000,000	REAL
TR ATRUIM LP	\$ 7,900,000	\$ 7,700,000	REAL
TSCA 222 LIMITED PS	\$ 5,200,000	\$ 4,700,000	REAL
TUP CARPENTER COURT LP	\$ 12,750,000	\$ 9,600,000	REAL
TX 2800 VALLEY VIEW LN DEL LLC	\$ 21,701,510	\$ 19,250,000	REAL
UNITED RENTALS	\$ 5,515,920	\$ 4,500,000	REAL

OWNERS NAME	DCAD VALUE	SETTLED VALUE	TYPE OF PROPERTY
VAT CROSSROADS LLC	\$ 19,000,000	\$ 17,000,000	REAL
VELAZQUEZ CELIA &	\$ 1,881,520	\$ 1,250,000	REAL
VILLAGE ON WEST IRVING LLC	\$ 10,090,000	\$ 8,500,000	REAL
WALMART REAL ESTATE	\$ 10,967,000	\$ 10,967,000	REAL
WALNUT HILL TX PARTNERS LLC	\$ 62,250,000	\$ 53,865,000	REAL
WATER STREET OCONNOR LP	\$ 90,400,990	\$ 87,000,000	REAL
WATER STREET OCONNOR LP	\$ 2,247,370	\$ 2,247,370	REAL
WESTDALE BROOKSTONE TERRACE LP	\$ 16,098,640	\$ 16,098,640	REAL
WESTDALE BROOKSTONE TERRACE LP	\$ 21,250,000	\$ 18,880,000	REAL
WESTDALE LAKERIDGE	\$ 18,675,000	\$ 16,640,000	REAL
WESTDALE POLARIS PARTNERS	\$ 5,750,000	\$ 5,500,000	REAL
WESTDALE POLARIS PARTNERS	\$ 16,405,890	\$ 14,960,000	REAL
WESTDALE PPTIES AMERICA I	\$ 19,000,000	\$ 17,920,000	REAL
WESTDALE WOODMEADE LTD	\$ 28,000,000	\$ 25,800,000	REAL
WESTGATE MULTIFAMILY LLC	\$ 29,786,110	\$ 25,786,000	REAL
WESTGATE MULTIFAMILY LLC	\$ 12,938,340	\$ 11,201,000	REAL
WESTGATE MULTIFAMILY LLC	\$ 5,677,980	\$ 4,915,000	REAL
WESTGATE MULTIFAMILY LLC	\$ 5,212,570	\$ 4,512,000	REAL
WOODCHASE & CLARENDON	\$ 17,323,310	\$ 13,353,000	REAL
WOODCHASE & CLARENDON	\$ 6,676,690	\$ 5,147,000	REAL
WOODSHIRE MHC LLC	\$ 6,581,230	\$ 4,992,000	REAL
WOODSHIRE MHC LLC	\$ 6,473,550	\$ 4,992,000	REAL
WOODSHIRE MHC LLC	\$ 2,952,800	\$ 2,236,000	REAL
WOODWIND LAND LLC	\$ 7,000,000	\$ 5,502,000	REAL
WOODWIND LAND LLC	\$ 400,000	\$ 400,000	REAL
WWC LXXI LP	\$ 26,444,620	\$ 23,800,000	REAL
WWC XLII LP	\$ 29,875,000	\$ 27,750,000	REAL
WWC XLII LP	\$ 29,875,000	\$ 27,750,000	REAL
WWC XLV LP	\$ 80,000	\$ 80,000	REAL
WWC XLV LP	\$ 67,900,000	\$ 63,420,000	REAL
TOTAL	\$ 5,481,834,860	\$ 4,900,650,540	

2021 ACTIVE LAWSUITS

OWNERS NAME		DCAD VALUE	TYPE OF PROPERTY
FIRST FLEET MASTER TITLING TRUST	\$	1,676,050	PERSONAL
PARMA LAS COLINAS TOWERS LLC	\$	61,167,000	REAL
PARMA LAS COLINAS TOWERS LLC	\$	4,048,000	REAL
WALGREENS CO AS OWNER	\$	2,293,980	REAL
WALGREENS CO AS OWNER	\$	1,376,640	REAL
WALGREENS CO AS OWNER	\$	2,351,530	REAL
TOTAL	\$	72,913,200	

2021 SETTLED LAWSUITS

OWNERS NAME	DCAD VALUE	SETTLED VALUE	TYPE OF PROPERTY
1000 EAST AIRPORT FREEWAY LLC	\$ 9,752,100	\$ 8,750,000	REAL
1111 TDS APARTMENTS LLC	\$ 18,750,000	\$ 16,500,000	REAL
14800 LANDMARK LLC	\$ 10,662,790	\$ 9,250,000	REAL
2325 STEMMONS HOTEL PTNRS LLC	\$ 7,500,000	\$ 7,500,000	REAL
250 290 B&C LLC	\$ 32,980,000	\$ 32,000,000	REAL
250 290 B&C LLC	\$ 16,478,860	\$ 16,100,000	REAL
250 290 B&C LLC	\$ 18,540,360	\$ 17,700,000	REAL
2929 PARK GROVE VNTRE LTD	\$ 14,336,450	\$ 13,518,600	REAL
2929 PARK GROVE VNTRE LTD	\$ 1,003,550	\$ 946,300	REAL
2ML REAL ESTATE INTEREST INC	\$ 1,390,000	\$ 1,300,000	REAL
4303 MARIPOSA DRIVE LLC	\$ 7,480,000	\$ 7,100,000	REAL
4409 MONTROSE LTD	\$ 17,600,000	\$ 17,600,000	REAL
89 H A S HOTEL CORP	\$ 950,000	\$ 800,000	REAL
ABF FREIGHT SYSTEM INC	\$ 8,302,500	\$ 6,000,000	REAL
ADDISON HOTELS LP	\$ 4,257,250	\$ 3,900,000	REAL
ADDISON STONE LLC	\$ 1,408,150	\$ 1,000,000	REAL
AGAS VENTURES	\$ 148,200	\$ 139,000	REAL
AGAS VENTURES	\$ 136,980	\$ 123,000	REAL
AGAS VENTURES	\$ 145,280	\$ 136,000	REAL
AGAS VENTURES	\$ 156,980	\$ 156,980	REAL
AGAS VENTURES	\$ 170,630	\$ 155,000	REAL
AGAS VENTURES	\$ 164,780	\$ 152,000	REAL
AGAS VENTURES	\$ 189,640	\$ 175,000	REAL
AGAS VENTURES	\$ 139,290	\$ 139,290	REAL
AGAS VENTURES	\$ 123,890	\$ 123,890	REAL
AGAS VENTURES	\$ 170,670	\$ 170,670	REAL
AGAS VENTURES	\$ 126,750	\$ 126,600	REAL
AGAS VENTURES	\$ 200,780	\$ 160,000	REAL
AGAS VENTURES	\$ 175,500	\$ 175,500	REAL
AGAS VENTURES	\$ 152,100	\$ 144,500	REAL
AGAS VENTURES	\$ 136,500	\$ 129,680	REAL
AGAS VENTURES	\$ 120,900	\$ 121,370	REAL
AGAS VENTURES	\$ 100,000	\$ 100,000	REAL
AGAVE APARTMENTS LLC	\$ 8,000,000	\$ 7,500,000	REAL
AGRE WILLIAMS SQUARE HOLDINGS LLC	\$ 102,417,090	\$ 92,633,000	REAL
AGRE WILLIAMS SQUARE HOLDINGS LLC	\$ 58,659,010	\$ 53,055,000	REAL
AGRE WILLIAMS SQUARE HOLDINGS LLC	\$ 8,620,610	\$ 7,804,000	REAL
AGRE WILLIAMS SQUARE HOLDINGS LLC	\$ 58,303,290	\$ 52,733,000	REAL
AIGGRE TX HOTEL LAS COLINAS OWNER LLC	\$ 6,700,000	\$ 6,000,000	REAL
ALC APARTMENTS LLC	\$ 48,750,000	\$ 48,500,000	REAL
ALESIO GARDEN &	\$ 104,420,000	\$ 96,000,000	REAL
ANGEL HOSPITALITY VIII LLC	\$ 4,440,000	\$ 4,246,000	REAL
ANGEL HOSPITALITY VIII LLC	\$ 1,083,600	\$ 1,083,600	REAL
AREA/EY WFT LLC	\$ 8,600,000	\$ 8,000,000	REAL
ASBURY AUTOMOTIVE TEXAS LLC	\$ 51,860	\$ 51,860	REAL
ASBURY AUTOMOTIVE TEXAS LLC	\$ 2,025,000	\$ 1,800,000	REAL
ASBURY AUTOMOTIVE TEXAS LLC	\$ 3,324,000	\$ 3,000,000	REAL

ASBURY AUTOMOTIVE TEXAS LLC	\$	4,900,000	\$	4,500,000	REAL
ASBURY AUTOMOTIVE TEXAS LLC	\$	2,500,000	\$	2,100,000	REAL
ASHER PARK IRVING LP	\$	21,750,000	\$	18,486,000	REAL
BELL STACY GREETHUM TRUST THE	\$	870,000	\$	749,230	REAL
BELTLINE/AIRPORT FREEWAY JOINT VENTURE	\$	2,940,000	\$	2,785,500	REAL
BELTLINE/AIRPORT FREEWAY JOINT VENTURE	\$	695,000	\$	660,000	REAL
BELTLINE/AIRPORT FREEWAY JOINT VENTURE	\$	7,615,000	\$	6,354,500	REAL
BELTLINE & GRANDE LTD	\$	11,000,000	\$	10,500,000	REAL
BETTER INC	\$	2,300,000	\$	2,150,000	REAL
BHP INVESTMENTS CO	\$	2,300,000	\$	2,000,000	REAL
BLVD AL LP THE	\$	1,437,890	\$	1,397,460	REAL
BRE KNIGHT SH TX OWNER LLC	\$	3,910,000	\$	3,541,750	REAL
BRE KNIGHT SH TX OWNER LLC	\$	1,390,000	\$	1,258,250	REAL
BREIT INDUSTRIAL CANYON TX	\$	115,390	\$	115,390	REAL
BREIT INDUSTRIAL CANYON TX	\$	10,018,430	\$	7,000,000	REAL
BUDHWANI & VIRANI INC	\$	2,025,000	\$	1,900,000	REAL
CARE INN	\$	15,300,000	\$	13,775,000	REAL
CAROLYN PROPERTY OWNER LP	\$	57,720,000	\$	54,300,000	REAL
CASTLE CROWN PROPERTIES	\$	4,750,000	\$	4,200,000	REAL
CEDAR CREST OF IRVING LLC	\$	1,600,000	\$	1,600,000	REAL
CENTRALAND GROUP LTD	\$	4,186,480	\$	4,186,480	REAL
CFT NV DEVELOPMENTS LLC	\$	815,000	\$	730,000	REAL
CHALET APARTMENTS LLC	\$	21,434,000	\$	20,000,000	REAL
CHATHEAU AT WILDBRIAR LP	\$	14,000,000	\$	11,000,000	REAL
CLAY COOLEY REAL ESTATE	\$	4,336,180	\$	4,000,000	REAL
CLAY COOLEY REAL ESTATE	\$	8,280,400	\$	7,200,000	REAL
CLAY COOLEY REAL ESTATE	\$	8,593,750	\$	7,750,000	REAL
CNC SPC LP	\$	11,417,240	\$	11,417,240	REAL
CNC SPC LP	\$	5,782,760	\$	5,782,760	REAL
COLINAS RANCH APARTMENTS	\$	13,598,880	\$	10,500,000	REAL
COLUMBIA PROPERTIES	\$	25,000,000	\$	20,950,000	REAL
COP ENTERPRISES	\$	200,830	\$	114,460	REAL
COP ENTERPRISES	\$	99,280	\$	66,110	REAL
COP ENTERPRISES	\$	99,280	\$	66,110	REAL
COP ENTERPRISES	\$	89,380	\$	66,110	REAL
COP ENTERPRISES	\$	99,280	\$	66,110	REAL
COTTONWOOD LANE PROPERTIES LLC	\$	7,665,000	\$	7,200,000	REAL
CP II CRESTVIEW LP	\$	35,200,000	\$	32,700,000	REAL
CRAWFORD ELECTRIC SUPPLY LTD	\$	510,870	\$	459,780	PERSONAL
CRESTVIEW STONEHILL LLC	\$	19,000,000	\$	18,000,000	REAL
CROSS COURT TEXAS LLC	\$	1,122,000	\$	1,000,000	REAL
CROSSINGSATIRVING RUBY	\$	13,450,000	\$	12,750,000	REAL
CROWN ENTERPRISES INC	\$	5,946,820	\$	4,500,000	REAL
CVS	\$	1,785,000	\$	1,767,500	REAL
CVS	\$	1,734,000	\$	1,715,000	REAL
CVS AS LESSEE	\$	2,240,740	\$	1,940,000	REAL
CVS AS LESSEE	\$	1,973,410	\$	1,893,200	REAL
D L PETERSON TRUST I	\$	4,517,150	\$	4,200,950	PERSONAL
DALLAS METRO APARTMENTS LLC	\$	3,800,000	\$	3,450,000	REAL
DELUJO EL MOROCCO LLC	\$	9,345,000	\$	8,625,000	REAL
DENNIS D TOPLETZ	\$	152,950	\$	152,950	REAL
DENNIS D TOPLETZ	\$	130,330	\$	130,330	REAL
DENNIS D TOPLETZ	\$	638,060	\$	638,060	REAL

DENNIS D TOPLETZ	\$	616,930	\$	616,930	REAL
DENNIS D TOPLETZ	\$	442,410	\$	442,410	REAL
DENNIS D TOPLETZ	\$	205,000	\$	205,000	REAL
DENNIS D TOPLETZ	\$	205,290	\$	205,290	REAL
DENNIS D TOPLETZ	\$	183,380	\$	183,380	REAL
DENNIS D TOPLETZ	\$	197,640	\$	197,640	REAL
DENNIS D TOPLETZ	\$	166,400	\$	166,400	REAL
DENNIS D TOPLETZ	\$	177,240	\$	177,240	REAL
DENNIS D TOPLETZ	\$	223,150	\$	223,150	REAL
DENNIS D TOPLETZ	\$	177,060	\$	177,060	REAL
DENNIS D TOPLETZ	\$	398,370	\$	398,370	REAL
DENNIS D TOPLETZ	\$	145,000	\$	145,000	REAL
DENNIS D TOPLETZ	\$	176,120	\$	176,120	REAL
DENNIS D TOPLETZ	\$	238,730	\$	238,730	REAL
DENNIS D TOPLETZ	\$	170,010	\$	170,010	REAL
DENNIS D TOPLETZ	\$	185,310	\$	185,310	REAL
DENNIS D TOPLETZ	\$	182,010	\$	182,010	REAL
DENNIS D TOPLETZ	\$	190,650	\$	190,650	REAL
DENNIS D TOPLETZ	\$	171,000	\$	171,000	REAL
DENNIS D TOPLETZ	\$	181,630	\$	181,630	REAL
DENNIS D TOPLETZ	\$	195,380	\$	195,380	REAL
DENNIS D TOPLETZ	\$	166,050	\$	166,050	REAL
DENNIS D TOPLETZ	\$	161,140	\$	161,140	REAL
DENNIS D TOPLETZ	\$	153,050	\$	153,050	REAL
DENNIS D TOPLETZ	\$	181,630	\$	181,630	REAL
DENNIS D TOPLETZ	\$	173,820	\$	173,820	REAL
DENNIS D TOPLETZ	\$	177,970	\$	177,970	REAL
DENNIS D TOPLETZ	\$	174,430	\$	174,430	REAL
DENNIS D TOPLETZ	\$	200,580	\$	200,580	REAL
DENNIS D TOPLETZ	\$	196,560	\$	196,560	REAL
DENNIS D TOPLETZ	\$	203,630	\$	203,630	REAL
DENNIS D TOPLETZ	\$	1,087,140	\$	1,087,140	REAL
DENNIS D TOPLETZ	\$	457,970	\$	457,970	REAL
DEVA CORPORATION	\$	4,050,000	\$	3,766,000	REAL
DFW JOSEPH INVESTMENTS LLC	\$	11,160,000	\$	10,000,000	REAL
DFW RESORTS LLC	\$	6,100,000	\$	5,100,000	REAL
DK CREST OWNER LLC	\$	57,510,000	\$	56,000,000	REAL
DRIVER RE IRVING LLC	\$	5,785,570	\$	5,400,000	REAL
DSJR LLC	\$	5,318,000	\$	4,638,000	REAL
EAGLE CREST BORROWER LLC	\$	25,878,450	\$	23,765,630	REAL
EAGLE CREST BORROWER LLC	\$	18,712,110	\$	17,184,370	REAL
EBEX IRVING APARTMENTS LLC	\$	12,250,000	\$	11,875,000	REAL
EL PRIMERO EXPRESS LP	\$	3,375,000	\$	3,200,000	REAL
ELEMENT FLEET CORPORATION	\$	369,610		332,650	PERSONAL
ESTRADA REVO LLC &	\$	20,100,000	\$	18,800,000	REAL
EX DALLAS LP	\$	45,500,000	\$	43,329,260	REAL
EX DALLAS LP	\$	7,629,260	\$	7,300,000	REAL
EX DALLAS LP	\$	370,740	\$	370,740	REAL
FPG THE POINT LP	\$	50,800,000	\$	50,000,000	REAL
FREO TEXAS LLC	\$	237,080	\$	237,080	REAL
FREO TEXAS LLC	\$	201,510	\$	184,900	REAL
FREO TEXAS LLC	\$	174,750	\$	174,750	REAL
FREO TEXAS LLC	\$	147,590	\$	147,590	REAL

FREO TEXAS LLC	\$	205,860	\$	205,860	REAL
GARDEN INVESTORS PROPERTIES	\$	5,273,440	\$	4,726,550	REAL
GARDEN INVESTORS PROPERTIES	\$	8,226,560	\$	7,373,450	REAL
GELCO FLEET TRUST	\$	4,090,320	\$	3,804,000	PERSONAL
GEP SILVERTON LLC	\$	22,000,000	\$	20,700,000	REAL
GEP VANDERBILT LLC	\$	12,856,000	\$	11,600,000	REAL
GROUP 1 REALTY INC	\$	765,640	\$	689,080	REAL
GROUP 1 REALTY INC	\$	309,360	\$	278,420	REAL
GROUP 1 REALTY INC	\$	167,210	\$	150,490	REAL
GROUP 1 REALTY INC	\$	600,000	\$	540,000	REAL
GROUP 1 REALTY INC	\$	3,000,000	\$	2,800,000	REAL
HAMPTON/AIRPORT FREEWAY JOINT	\$	1,850,000	\$	1,500,000	REAL
HCD DALLAS CORPORATION	\$	800,000	\$	800,000	REAL
HCD DALLAS CORPORATION	\$	30,150,000	\$	25,700,000	REAL
HCD DALLAS CORPORATION	\$	800,000	\$	800,000	REAL
HCD DALLAS CORPORATION	\$	30,150,000	\$	30,150,000	REAL
HD DEVELOPMENT PROPERTIES	\$	5,248,640	\$	5,098,670	REAL
HERTZ CORP	\$	13,113,420	\$	3,495,160	PERSONAL
HKRK MGNT INC	\$	2,275,000	\$	2,000,000	REAL
IMT CAPITAL III LAKESHORE LOFTS LP	\$	53,500,000	\$	52,200,000	REAL
IMV GROUP LLC	\$	155,560	\$	132,430	REAL
IMV GROUP LLC	\$	901,740	\$	767,690	REAL
IMV GROUP LLC	\$	167,260	\$	142,390	REAL
IMV GROUP LLC	\$	1,429,530	\$	1,217,010	REAL
IMV GROUP LLC	\$	189,600	\$	161,410	REAL
IMV GROUP LLC	\$	179,650	\$	152,940	REAL
IMV GROUP LLC	\$	175,650	\$	149,540	REAL
IMV GROUP LLC	\$	138,050	\$	117,530	REAL
IMV GROUP LLC	\$	130,490	\$	111,090	REAL
IMV GROUP LLC	\$	1,111,510	\$	946,270	REAL
IMV GROUP LLC	\$	351,290	\$	299,070	REAL
IMV GROUP LLC	\$	322,350	\$	274,430	REAL
IMV GROUP LLC	\$	91,860	\$	78,200	REAL
INTERGERMAN SUMMER GATE LP	\$	13,650,000	\$	12,700,000	REAL
INTREPID HOLDINGS	\$	3,586,730	\$	3,200,000	REAL
IRIS ASSOCIATES LP	\$	8,156,250	\$	7,593,750	REAL
IRIS ASSOCIATES LP	\$	20,843,750	\$	19,406,250	REAL
IRVING 4600 WEST PIONEER	\$	34,272,000	\$	29,725,000	REAL
IRVING BRITAIN WAY APARTMENTS LP	\$	2,324,000	\$	2,203,000	REAL
IRVING BRITAIN WAY APARTMENTS LP	\$	4,480,000	\$	4,247,000	REAL
IRVING BUS PROPERTIES LLC	\$	2,300,000	\$	1,865,720	REAL
IRVING LODGING LLC	\$	5,500,000	\$	5,000,000	REAL
IRVING PARK SPRINGS PARTNERS LTD	\$	2,100,000	\$	1,726,570	REAL
ISA HOSPITALITY INC	\$	1,995,000	\$	1,700,000	REAL
JAHCO FAIR OAKS LP	\$	7,050,000	\$	6,345,000	REAL
JARS HEIGHTS 79 LLC	\$	2,720,000	\$	2,582,280	REAL
JARS HEIGHTS 79 LLC	\$	1,020,000	\$	968,350	REAL
JARS HEIGHTS 79 LLC	\$	1,632,000	\$	1,549,370	REAL
JASAN LLC	\$	3,200,230	\$	2,825,000	REAL
JDFW LLC	\$	52,000,000	\$	47,000,000	REAL
JDFW II LLC	\$	71,000,000	\$	64,800,000	REAL
KIMBERLY CLARK CORP	\$	9,000,000	\$	8,775,000	REAL
KROGER TEXAS LP	\$	10,600,000	\$	10,600,000	REAL

LADERA RANCH LLC	\$	21,500,000	\$	21,000,000	REAL
LAKE WORTH HOTEL CORP	\$	3,650,000	\$	3,400,000	REAL
LAKERIDGE REALTY LP	\$	310,140	\$	310,140	REAL
LAKERIDGE REALTY LP	\$	9,052,500	\$	8,000,000	REAL
LAKERIDGE REALTY LP	\$	7,639,860	\$	7,100,000	REAL
LAS COLINAS I HOLDCO LP	\$	83,950,000	\$	80,000,000	REAL
LAS COLINAS II HOLDCO LP	\$	46,300,000	\$	45,425,000	REAL
LAS COLINAS SURGERY	\$	1,600,000	\$	1,400,000	REAL
LEGACY REI GROUP SA LLC	\$	8,972,740	\$	8,543,270	REAL
LEGACY REI GROUP SA LLC	\$	3,232,820	\$	2,956,730	REAL
LEGACY REI GROUP SP LLC	\$	17,933,000	\$	17,600,000	REAL
LEGACY REI GROUP VF LLC	\$	10,898,000	\$	9,800,000	REAL
LOWEN TRINITY MILLS	\$	197,830	\$	197,830	REAL
LOWEN TRINITY MILLS	\$	7,715,780	\$	7,350,000	REAL
LPD REALTY LLC	\$	12,300,000	\$	11,250,000	REAL
MAA ALLOY LLC	\$	47,500,000	\$	44,500,000	REAL
MAA TANC LLC	\$	37,800,000	\$	36,800,000	REAL
MAAHIYAA HOTEL LLC	\$	4,000,000	\$	3,650,000	REAL
MACARTHUR PLACE BORROWER LLC	\$	17,538,460	\$	15,923,080	REAL
MACARTHUR PLACE BORROWER LLC	\$	20,461,540	\$	18,576,920	REAL
MACY'S RETAIL HOLDINGS	\$	4,410,970	\$	4,000,000	REAL
MACY'S RETAIL HOLDINGS LLC	\$	2,822,470	\$	2,399,100	PERSONAL
MALL GROUND PORTFOLIO LLC	\$	38,155,140	\$	31,353,230	REAL
MALL GROUND PORTFOLIO LLC	\$	1,650,000	\$	1,600,000	REAL
MALL GROUND PORTFOLIO LLC	\$	4,700,000	\$	4,051,910	REAL
MALL GROUND PORTFOLIO LLC	\$	193,440	\$	193,440	REAL
MALL GROUND PORTFOLIO LLC	\$	1,301,420	\$	1,301,420	REAL
MARABELLA APARTMENTS LP	\$	26,253,610	\$	25,594,000	REAL
MARABELLA APARTMENTS LP	\$	23,496,390	\$	22,906,000	REAL
MEDIEVAL TIMES	\$	1,627,000	\$	1,627,000	PERSONAL
MERRICK BUSINESS PARK LLC	\$	4,423,500	\$	3,395,020	REAL
MERRICK BUSINESS PARK LLC	\$	1,434,100	\$	1,193,010	REAL
METROPLEX PLAZA LP	\$	3,752,500	\$	3,184,960	REAL
METROPLEX PLAZA LP	\$	2,362,500	\$	1,988,140	REAL
METROPLEX PLAZA LP	\$	4,635,000	\$	3,826,900	REAL
MNSF II ACQUISITIONS LLC	\$	165,910	\$	165,910	REAL
MNSF II ACQUISITIONS LLC	\$	195,020	\$	195,020	REAL
MNSF II ACQUISITIONS LLC	\$	222,430	\$	222,430	REAL
MNSF II ACQUISITIONS LLC	\$	227,990	\$	190,970	REAL
MNSF II ACQUISITIONS LLC	\$	203,000	\$	203,000	REAL
MPG TEXAS 1 LLC	\$	9,520,000	\$	9,000,000	REAL
NEPTUNE VENTURES LLC	\$	280,000	\$	280,000	REAL
NEPTUNE VENTURES LLC	\$	196,600	\$	184,480	REAL
NEPTUNE VENTURES LLC	\$	251,650	\$	236,140	REAL
NEPTUNE VENTURES LLC	\$	192,210	\$	180,370	REAL
NEPTUNE VENTURES LLC	\$	254,930	\$	239,220	REAL
NEPTUNE VENTURES LLC	\$	181,930	\$	170,720	REAL
NEPTUNE VENTURES LLC	\$	179,000	\$	167,970	REAL
NEPTUNE VENTURES LLC	\$	202,050	\$	189,600	REAL
NEPTUNE VENTURES LLC	\$	258,990	\$	243,030	REAL
NEPTUNE VENTURES LLC	\$	226,530	\$	212,940	REAL
NEPTUNE VENTURES LLC	\$	194,150	\$	182,190	REAL
NEPTUNE VENTURES LLC	\$	217,730	\$	204,310	REAL

NEPTUNE VENTURES LLC	\$	204,080	\$	191,500	REAL
NEPTUNE VENTURES LLC	\$	200,940	\$	192,530	REAL
NEWPORT APARTMENTS PROPERTY OWNER	\$	24,147,200	\$	21,000,000	REAL
NORTHGATE CARI LLC &	\$	16,500,000	\$	16,000,000	REAL
OMNINET FOXBOROUGH LP	\$	9,349,910	\$	8,248,000	REAL
OMNINET FOXBOROUGH LP	\$	23,015,170	\$	20,302,000	REAL
PACIFIC PLATINUM TRUST	\$	555,310	\$	520,000	REAL
PAR CAPITAL 122 WEST LLC	\$	27,882,000	\$	25,100,000	REAL
PARMA MANDALAY TOWER LLC	\$	38,000,000	\$	35,900,000	REAL
PARRISH HARE ELECTRIC SUPPLY CORP	\$	15,469,580	\$	13,382,690	PERSONAL
PATEL RAMAN	\$	1,450,000	\$	1,340,000	REAL
PCPI UT OWNER LP AND TERRA FUNDING URBAN TC	\$	12,252,330	\$	12,252,330	REAL
PCPI UT OWNER LP AND TERRA FUNDING URBAN TC	\$	151,682,670	\$	123,247,670	REAL
PECAN VILLAGE APARTMENTS	\$	1,477,510	\$	1,392,860	REAL
PECAN VILLAGE APARTMENTS	\$	1,704,820	\$	1,607,140	REAL
PERFECT & COMFORT LIVING LLC	\$	3,200,000	\$	2,900,000	REAL
PERFECT AND MODERN TEAM LLC	\$	2,332,000	\$	2,200,000	REAL
POLO SANTIAGO	\$	4,600,000	\$	4,140,000	REAL
POST MONTORO LLC	\$	26,259,000	\$	25,000,000	REAL
PPF AMLI 1050 LAKE CAROLYN PARKWAY LLC	\$	51,832,000	\$	48,375,000	REAL
PPF AMLI 777 LAKE CAROLYN PARKWAY	\$	73,775,000	\$	69,191,000	REAL
PRIME US TOWER AT LAKE CAROLYN LLC	\$	61,500,000	\$	59,000,000	REAL
PROGRESS RESIDENTIAL	\$	168,600	\$	168,600	REAL
PROGRESS RESIDENTIAL	\$	170,510	\$	170,510	REAL
PROVIDENT GROUP IRVING PROPERTIES LLC	\$	31,000,000	\$	24,250,000	REAL
RACETRAC PETROLEUM INC	\$	563,900	\$	301,100	REAL
RACETRAC PETROLEUM INC	\$	429,820	\$	331,760	PERSONAL
RACETRAC PETROLEUM INC	\$	1,750,000	\$	1,718,000	REAL
RACETRAC PETROLEUM INC	\$	2,315,310	\$	2,100,000	REAL
RACETRAC PETROLEUM INC	\$	457,820	\$	457,820	REAL
RACETRAC PETROLEUM INC	\$	382,310	\$	382,310	REAL
RAMSEY LUTHER H	\$	1,490,700	\$	1,200,000	REAL
RANDALLS FOOD & DRUG LP	\$	4,758,940	\$	4,758,940	REAL
RAVEN SURROUND LLC	\$	26,500,000	\$	25,600,000	REAL
RAYO LLC	\$	4,800,000	\$	3,750,000	REAL
RAYO LLC	\$	4,897,600	\$	3,750,000	REAL
RESIDENCES NORTHGATE LLC	\$	28,233,600	\$	22,691,000	REAL
ROCHELLE PLACE L P	\$	7,500,000	\$	7,000,000	REAL
ROCHELLE PLAZA ASSOCIATES	\$	9,500,000	\$	8,475,000	REAL
ROSEMONT SUMMIT OPERATING LLC	\$	56,250,000	\$	54,500,000	REAL
RUSTIC RIDGE IRVING LP	\$	15,000,000	\$	13,800,000	REAL
RYDER TRUCK RENTAL INC	\$	2,440,720	\$	2,153,310	PERSONAL
SANDLIAN COLBY B & G B REV TR &	\$	2,600,000	\$	2,600,000	REAL
SAVOY DALLAS HOTELS LLC	\$	5,481,350	\$	4,500,000	REAL
SEDONA PARK APARTMENTS LLC	\$	24,880,000	\$	17,350,000	REAL
SOUTHERN STAR LAS COLINAS LP	\$	8,900,000	\$	8,000,000	REAL
SPANISH HAVEN REDEVELOPMT	\$	9,067,030	\$	7,000,000	REAL
SUN LIFE INSURANCE CO OF CANADA	\$	34,178,320	\$	32,169,000	REAL
SYMONDS STEPHAN M	\$	1,330,000	\$	1,200,000	REAL
TARGET CORPORATION AS OWNER	\$	5,523,470	\$	5,523,470	REAL
TCI 600 LAS COLINAS INC	\$	80,837,780	\$	74,750,000	REAL
TEXAS FLORIDA CEDARS LP	\$	8,651,960	\$	7,800,000	REAL
TEXAS PARK MANOR LP	\$	8,800,000	\$	8,250,000	REAL

TEXAS SFI PARTNERSHIP 37 LTD	\$	34,000,000	\$	33,400,000	REAL
TMIF II BRIDGEPORT LP	\$	26,250,000	\$	23,625,000	REAL
TP APARTMENTS LLC	\$	5,415,830	\$	4,851,730	REAL
TP APARTMENTS LLC	\$	2,063,170	\$	1,848,270	REAL
TR ATRIUM LP	\$	14,215,000	\$	13,500,000	REAL
TR ATRIUM LP	\$	7,215,000	\$	7,100,000	REAL
TRELLIS PLACE DUPLEXES LTD	\$	14,428,000	\$	13,300,000	REAL
URBAN TOWNE LAKE APARTMENTS LP	\$	24,000,000	\$	23,500,000	REAL
VELAZQUEZ CELIA &	\$	1,100,000	\$	1,000,000	REAL
VILLAS ESTANCIA APARTMENTS LLC	\$	18,525,000	\$	14,500,000	REAL
WALGREENS CO AS OWNER	\$	2,293,980	\$	2,163,320	REAL
WALGREENS CO AS OWNER	\$	1,376,640	\$	1,298,230	REAL
WALGREENS CO AS OWNER	\$	2,351,530	\$	2,217,600	REAL
WALNUT HILL TX PARTNERS LLC	\$	51,000,000	\$	47,000,000	REAL
WESTDALE BROOKSTONE/TERRACE LP	\$	14,400,000	\$	12,960,000	REAL
WESTDALE BROOKSTONE/TERRACE LP	\$	17,750,000	\$	16,950,000	REAL
WESTDALE LAKERIDGE	\$	15,950,000	\$	15,000,000	REAL
WESTDALE POLARIS PARTNERS	\$	13,400,000	\$	12,700,000	REAL
WESTDALE PPTIES AMERICA I	\$	15,850,000	\$	15,000,000	REAL
WESTDALE WOODMEADE LTD	\$	23,700,000	\$	21,400,000	REAL
WESTGATE MULTIFAMILY LLC	\$	4,358,000	\$	3,993,000	REAL
WESTGATE MULTIFAMILY LLC	\$	3,988,000	\$	3,665,000	REAL
WESTGATE MULTIFAMILY LLC	\$	23,524,000	\$	20,946,000	REAL
WESTGATE MULTIFAMILY LLC	\$	10,130,000	\$	9,098,000	REAL
WOODCHASE & CLARENDON APTS LLC	\$	15,388,870	\$	12,270,670	PERSONAL
WOODCHASE & CLARENDON APTS LLC	\$	5,931,130	\$	4,729,330	REAL
WOODSIDE VILLAS IRVING LLC	\$	13,000,000	\$	12,100,000	REAL
WOODWIND APARTMENTS	\$	5,193,000	\$	5,100,000	REAL
WOODWIND APARTMENTS	\$	400,000	\$	400,000	REAL
WWC XLV LP	\$	59,000,000	\$	55,500,000	REAL
TOTAL	\$	3,593,101,660	\$	3,287,298,780	



**CONSENT AGENDA ITEM
5/13/2024**

TOPIC: Consider Approval of Interlocal Agreement/Memo of Understanding between the Dallas County Juvenile Justice Alternative Education Program (DCJJAEP) and Irving ISD for the 2024-2025 School Year

SUBMITTED BY: Dr. Reny Lizardo, Executive Director of Campus Operations & Attendance Initiatives PK-12

BACKGROUND: The Texas legislature, beginning in 1995, has mandated that counties with a population of 175,000 or more form cooperative arrangements with juvenile boards and school districts to provide educational programs for expelled students. The Irving Independent School District has approved similar memorandums of understanding (MOU) for the past 20 years with Dallas County Juvenile Board and school districts in the Region X Educational Service Center (ESC10).

ADMINISTRATIVE RECOMMENDATION: The Administration recommends that the Board of Trustees approve the Memorandum of Understanding with the Dallas County Juvenile Justice Board, Region X ESC, and other participating school districts for the 2024-2025 school year.

RECOMMENDED BOARD MOTION: I move the Board approve the Memorandum of Understanding with the Dallas County Juvenile Board and authorize other matters related to the subject as presented by the Administration for the 2024-2025 school year.

Additional Agenda Sheets Attached: Yes No

2024-2025

Dallas County Juvenile Justice Alternative Education Program

Memorandum of Understanding

**Carrollton/Farmers Branch ISD - Cedar Hill ISD - Coppell ISD -
Dallas County Juvenile Justice Board - Dallas ISD -
DeSoto ISD - Duncanville ISD - Garland ISD - Grand Prairie ISD
- Highland Park ISD - Irving ISD - Lancaster ISD -
Mesquite ISD - Region 10 ESC - Richardson ISD - Sunnyvale ISD**

Table of Contents

Acknowledgement / Purpose	1
Recitals	1
Section One – Definitions	2
Section Two – Student Codes of Conduct	2
Section Three – Governance of DCJJAEP	3
Section Four – Student Placement in DCJJAEP	5
Section Five – Case Review Committees	8
Section Six – Special Education	9
Section Seven – Academic Review and Transition	10
Section Eight – Administration of All Required State Testing	10
Section Nine – DCJJAEP Facilities and Staffing	11
Section Ten – Transportation	11
Section Eleven – Release of Student and Juvenile Records	11
Section Twelve – Funding For DCJJAEP and Fiscal Agent	12
Section Thirteen – Term of Memorandum of Understanding	14
Section Fourteen – Expedited Magistrate System	14
Section Fifteen – Miscellaneous	14
Attachment A – Procedures for Students Receiving Special Education Services	17
Attachment B – Procedures for Students Receiving Special Education with English as a Second Language (ESL)	21
Superintendent Distribution List	23
District Approval Signature Page	25

2024-2025 DCJJAEP GOVERNANCE COMMITTEE

COMMITTEE CHAIR

John Lawton – Region 10 Program Coordinator.

COMMITTEE VICE - CHAIR

Janet Allen, *Dallas ISD*

COMMITTEE CO - CHAIR

Jennifer Villines, *Coppell ISD*

GOVERNANCE PLANNING COMMITTEE

PLANNING COMMITTEE CHAIR

Dr. Reny Lizardo, *Irving ISD*

PLANNING COMMITTEE MEMBERS

Letycia Fowler, *Grand Prairie ISD*
Josue Romero, *Highland Park ISD*
Jason Tharp, *Richardson ISD*
John Lawton, *Region 10 Education Service Center*

GOVERNANCE COMMITTEE

CARROLLTON / FARMERS BRANCH ISD

Dr. Patricia Franklin

CEDAR HILL ISD

Dr. Norbert Whitaker

COPPELL ISD

Annelise Ford

DALLAS COUNTY JUVENILE DEPARTMENT AND DALLAS COUNTY JUVENILE JUSTICE ALTERNATIVE EDUCATION PROGRAM (DCJJAEP)

Donnie Coffman, Karen Ramos

DALLAS ISD

Janet Allen, Keisha Crowder Davis

DESOTO ISD

Gene Morrow, Homer Webb III

DUNCANVILLE ISD

Tijuana Hudson, Alicia Bradley

GARLAND ISD

Mary Garcia, Angela Daniels

GRAND PRAIRIE ISD

Letycia Fowler

HIGHLAND PARK ISD

Josue Romero

IRVING ISD

Dr. Reny Lizardo, Michael Crotty

LANCASTER ISD

Dr. Marcus Jackson, Dr. Antionette Mathews

MESQUITE ISD

Dr. Valerie Nelson, Kenneth Washington

REGION 10 EDUCATION SERVICE CENTER (ESC)

John Lawton

RICHARDSON ISD

Dr. Jason Tharpe, Desiree Alarcon

SUNNYVALE ISD

Dr. Jacob Duce

COMMITTEE ADVISORY MEMBERS

DALLAS ISD FOOD AND CHILD NUTRITION SERVICES

Debi Rowley MBA, *Executive Director, Food & Child Nutrition Services*

REGION 10 (ESC) - SPECIAL EDUCATION
DALLAS COUNTY JUVENILE JUSTICE ALTERNATIVE EDUCATION PROGRAM (DCJJAEP) - SPECIAL EDUCATION

Keya Saleh
Otisha Gilreath M.Ed., *SSP-Diagnostic Assessment Services (DAS)*

FISCAL AGENT

Jill Hamilton, *Region 10 Education Service Center*

Legal Compliance as to Form

David P. Dalkus
Underwood Law Firm, P.C.
PO Box 16197
Lubbock, Texas 79490

MEMORANDUM OF UNDERSTANDING REGARDING DALLAS COUNTY JUVENILE JUSTICE

ALTERNATIVE EDUCATION PROGRAM

This Memorandum of Understanding (sometimes referred to herein as “Agreement”) is entered into pursuant to the Texas Interlocal Cooperation Act, Texas Government Code, Chapter 791 and Texas Education Code, Chapter 37, and is entered into to be effective August 1, 2024. The Parties to this Agreement are, the Dallas County Juvenile Board (“DCJB”), Region 10 Education Service Center and the following educational entities: Carrollton-Farmers Branch Independent School District, Cedar Hill Independent School District, Coppell Independent School District, Dallas Independent School District, DeSoto Independent School District, Duncanville Independent School District, Garland Independent School District, Grand Prairie Independent School District, Highland Park Independent School District, Irving Independent School District, Lancaster Independent School District, Mesquite Independent School District, Richardson Independent School District, and Sunnyvale Independent School District (hereinafter referred to collectively as the “ISDs”). This agreement shall be effective upon District Board approval.

RECITALS:

WHEREAS:

(1) Chapter 37 of the Texas Education Code requires that in those counties with a population of 125,000 or more, juvenile boards and independent school districts must work cooperatively to provide alternative education programs. The responsibilities of school districts and county juvenile boards as to the operation and funding of such programs must be outlined in a joint memorandum of understanding pursuant to Texas Education Code Section 37.011 (k); and

(2) The educational spectrum available for youth provided under Chapter 37 of the Texas Education Code requires the creation of alternative education programs in each independent school district operating in Dallas County and the creation of a Dallas County Juvenile Justice Alternative Education Program (DCJJAEP). This partnership between the DCJB and the ISDs necessitates a memorandum of understanding defining the Parties' responsibilities to ensure the success of such alternative education programs; and

(3) The ISDs wish to reach an agreement with the DCJB as to the placement of students expelled from school under the provisions of Texas Education Code Sections 37.007 (b), (c), and (f); and

(4) The Dallas County Juvenile Board, Region 10 Education Service Center, and the ISDs agree that the goals of this Memorandum of Understanding are (a) to establish consistency, predictability, and appropriateness of curriculum options and student placement following expulsion from school;(b) to return students to the school setting when appropriate; (c) to impress upon youth that there are progressive sanctions for misconduct in the public-school setting; (d) to provide educational options for the juvenile courts, consistent with the progressive sanctions in the juvenile justice system where appropriate; and (e) to

comply with the requirements of Chapter 37 of the Texas Education Code.

NOW THEREFORE, BY THIS MEMORANDUM OF UNDERSTANDING IT IS MUTUALLY UNDERSTOOD AND AGREED BY THE PARTIES AS FOLLOWS:

SECTION ONE: DEFINITIONS

1.1 For purposes of this Agreement, the following definitions shall be used:

- A. “**Academic review team**” shall mean those persons responsible for reviewing a student’s academic progress in accordance with Texas Education Code Section 37.011(d); that is, the DCJB or its designee, and the parent or guardian of the student.
- B. “**Discretionary expulsion**” shall refer to any student who is removed from the school setting for conduct for which expulsion is permitted but not required pursuant to the provisions of Texas Education Chapter 37. The term “discretionary expulsion” shall also refer to students who are registered sex offenders and who are removed from the regular educational setting and placed in the DCJJAEP pursuant to this Agreement.
- C. “**Liaison**” shall be a person designated to act on behalf of a party to this Agreement with authority to bind such party regarding the day-to-day operation of the DCJJAEP. Each party to this Agreement shall designate a primary and alternate liaison and shall notify all other parties of such designation in writing within a reasonable period after execution of this Agreement. In the event no designation is made, the superintendent of schools / county judge shall be the designated liaison for that party for purposes of such communications.
- D. “**Mandatory expulsion**” shall refer to any student who is removed from the school setting for conduct for which expulsion is required pursuant to the provisions of Texas Education Code Chapter 37.
- E. “**Student**” shall mean any person aged ten years or older and admitted into the public schools of an ISD under this MOU under Texas Education Code 25.001(b).
- F. “**TEA**” shall mean the Texas Education Agency.
- G. The Governance Committee will review and make recommendations to the DCJJAEP Code of Conduct.

H. The Governance Committee will review and make recommendations to the DCJJAEP Operating Procedures.

I. SECTION TWO: STUDENT CODES OF CONDUCT

2.1 The DCJJAEP will be created and operated pursuant to Chapter 37 of the Texas Education Code and this Memorandum of Understanding. Each ISD has developed a Student Code of Conduct, specifying the circumstances under which a student may be removed from a classroom, campus, or alternative education program.

2.2 The Student Code of Conduct adopted by each ISD shall set forth the circumstances under which

students will be subject to removal from the school setting and placement in the DCJJAEP. Each ISD agrees to adopt, as part of its Student Code of Conduct, the following definition of serious misbehavior that may result in removal from the school district alternative education program under Texas Education Code Section 37.007 (c): “Serious misbehavior” shall mean:

- (1) Deliberate violent behavior that poses a direct threat to the health or safety of others.
- (2) Extortion, meaning the gaining of money or other property by force or threat.
- (3) Conduct that constitutes coercion, as defined by Section 1.07, Penal Code; or
- (4) Conduct that constitutes the offense of:
 - (A) Public lewdness under Section 21.07, Penal Code.
 - (B) Indecent exposure under Section 21.08, Penal Code.
 - (C) Criminal mischief under Section 28.03, Penal Code.
 - (D) Personal hazing under Section 37.152; or
 - (E) Harassment of a student or district employee under Section 42.07(a) (1), Penal Code.

A student may be subject to discretionary expulsion for serious misbehavior only if the student, while placed in a disciplinary alternative education program, engages in such behavior. An ISD may, however, allow a student to be expelled from the regular school program and placed in the JJAEP for violations of Texas Education Code Sections 37.007 (b) or (f) and pursuant to Texas Education Code Section 37.0051. It is understood by the Parties to this Agreement that such expulsions shall be limited to conduct considered by the school district to be of a serious nature, or likely to substantially interfere with the ISD’s educational programs.

2.3 Pursuant to Texas Education Code Section 37.309(b)(1), a student who is a registered sex offender and is removed from the regular educational program pursuant to Subchapter I, Chapter 37, Texas Education Code, shall be placed in the DCJJAEP in the same manner as a discretionary placement student pursuant to Section 4 of this Agreement. Pursuant to Texas Education Code Section 37.310, funding for students placed in the DCJJAEP under this paragraph shall be paid in the same manner as discretionary expulsion students under Section 12 of this Agreement.

SECTION THREE: GOVERNANCE OF DCJJAEP

3.1 Composition of Governing Body - The DCJJAEP shall operate as a function of the Dallas County Juvenile Board, independent and apart from the other parties to this Memorandum of Understanding. It shall not be an independent political subdivision, nor shall it operate under the direction or control of any party to this Memorandum of Understanding other than the DCJB. All final decisions regarding the operation of the DCJJAEP shall be made by the DCJB, consistent with this Agreement.

3.2 Governance Committee - The role of the DCJJAEP Governance Committee shall be to provide advice and consultation to the DCJB in matters involving the operation of the DCJJAEP. Upon execution of this Memorandum of Understanding, the DCJB will establish a DCJJAEP Governance Committee consisting of one

administrative representative from each ISD, said representatives to be chosen by the respective ISD, one representative of the Region 10 Education Service Center, and two additional representatives designated by the DCJB. The DCJJAEP administrator shall serve as an ex-officio member of the Governance Committee. In making appointments to the Governance Committee, all parties to the Memorandum of Understanding agree to make their best effort to appoint representatives that reflect the ethnic and cultural diversity of the student population served by the DCJJAEP.

3.3 Quorum and Voting - A majority of the members of the DCJJAEP Governance Committee shall constitute a quorum. The DCJJAEP Governance Committee shall act by and through resolutions, motions or orders adopted or passed by the DCJJAEP Governance Committee upon the vote of the majority of the members of the DCJJAEP Governance Committee attending the meeting at which the issue was presented.

3.4 Voting Rights - Each member shall be entitled to one vote on each matter submitted to a vote of the members. In the event of a tie vote, the Chair shall have two votes.

3.5 Chair and Vice-Chair - At the initial meeting of the DCJJAEP Governance Committee, the members in attendance shall select a Chair and Vice-Chair by the affirmative vote of a majority of the members. The Chair shall preside over the meetings of the Committee and shall be responsible for scheduling regular and special called meetings of the Committee, including the provision of notice thereof. In the absence or disability of the Chair, his/her duties shall be performed, and his/her powers may be exercised by the Vice-Chair. The Vice-Chair shall generally assist the Chair and shall have such powers and shall perform such duties and services as shall from time to time be prescribed or delegated to him or her by the Chair of the DCJJAEP Governance Committee.

The Chair and Vice-Chair shall serve in their respective capacities until tendering written resignation(s), or until replacement by a majority vote of the members of the DCJJAEP Governance Committee. The Chair and Vice-Chair shall be entitled to vote on all matters coming before the DCJJAEP Governance Committee.

3.6 Meetings - The DCJJAEP Governance Committee shall hold regular meetings at such time and in such place as shall be determined by the Committee. Meetings shall be held in accordance with the provisions of the Texas Open Meetings Act, and procedures for meetings shall be governed by the most current version of *Robert's Rules of Order*. Special meetings of the DCJJAEP Governance Committee shall be called by the Chair, or by affirmative vote of not less than one-third (1/3) of the members of the Committee.

3.7 Notice of Meetings - Written notice of all meetings of the DCJJAEP Governance Committee shall be posted at the place(s) for posting notice of public meetings of each of the Parties hereto in accordance with the Texas Open Meetings Act. The Chair of the Governance Committee shall transmit to each member of the Governance Committee a notice for the purpose of such posting not less than five (5) days prior to the date of the meeting. Notice shall be given by or at the general direction of the Chair of the Committee, or the members calling the meeting.

3.8 Duties - The duties of the DCJJAEP Governance Committee shall include, but not be limited to

the following:

- (A) To develop recommended operating policies and review the operations, policies, and procedures of the DCJJAEP, and to make advisory recommendations to the DCJB regarding such operations, policies, and procedures including suggested changes or amendments thereto.
- (B) To periodically evaluate and report to the parties regarding the ongoing success of the DCJJAEP in providing alternative education to students within the DCJJAEP.
- (C) To participate in an advisory capacity in the development of the annual operating budget for the DCJJAEP, including adjustments to the annual per student rate charged to each member ISD for discretionary expulsion students served by the DCJJAEP; to recommend the initial criteria for, and thereafter monitor the ISDs' billing and payment schedule for the DCJJAEP; and to monitor reimbursement to the Fiscal Agent (as hereinafter defined) for its administrative expenses in connection with its responsibilities as set forth in Section Twelve herein;
- (D) To review the contractual arrangements of the DCJB with any providers of goods and services in connection with the creation and operation of the DCJJAEP, and to make recommendations to the DCJB in connection with such contracts.
- (E) To advise the local community of all matters within the public interest relating to the creation, operation, and performance results of the DCJJAEP.
- (F) To facilitate coordination with the parties to this Memorandum of Understanding on matters relating to the supervision, educational and rehabilitative services available for expelled students and students assigned to the DCJJAEP and the subsequent transition through the ISDs' alternative education programs.
- (G) To assist the Chief Probation Officer or designee, the Deputy Director of Education, in developing a priority system for acceptance of discretionary expulsion of students in the DCJJAEP in the event space becomes limited.
- (H) To formulate and recommend other policies or procedures as appropriate to the governance of the DCJJAEP as may be necessary to obtain approval of the Texas Juvenile Probation Commission and DCJB; and
- (I) To appoint a liaison to inform the Governance Committee regarding pending legislative issues and updates.

3.9 Conflict of Interest - No member of the DCJJAEP Governance Committee shall participate in any vote or discussion upon any matter in which the Committee member, or any person related to that member within the second degree of affinity or consanguinity, has a pecuniary interest. In the event of a conflict of interest, the Committee member shall state the nature of such conflict and thereafter shall refrain from further participation in the matter.

SECTION FOUR: STUDENT PLACEMENT IN DCJJAEP

4.1 The parties to this Agreement acknowledge that Texas Education Code Section 37.010(a) requires that every student who is not detained or receiving treatment under an order of the juvenile court must

be enrolled in an educational program. It is therefore the intent of the parties that the DCJJAEP provide education services to all students who have been removed from the school setting and who are under the jurisdiction of the juvenile court, subject to the terms and conditions of this Agreement.

4.2 Students who are removed from the school district setting will be afforded due process at the ISD as provided by school district policy and federal and state law.

4.3 Any student who has been removed from a school district setting may be referred for placement in either the DCJJAEP or in the appropriate school district alternative educational program upon recommendation of the Case Review Committee as further defined in Section Five herein.

4.4 Every party to this Agreement shall designate a Liaison as defined in Section 1.1(C), who shall be the person responsible for day-to-day communications with the other parties to this Agreement concerning the operation of the DCJJAEP.

4.5 Each ISD shall use its best efforts to notify DCJB's designated liaison in writing as soon as practicable upon the ISD's identification of a student who the ISD reasonably believes has engaged in conduct for which the student will be subject to mandatory expulsion. Such notice shall be given in addition to any notice required under Texas Family Code Section 52.041. If the DCJB's designated liaison receives written notice under this section that a student is believed to have engaged in conduct for which the ISD reasonably believes the student will be subject to mandatory expulsion, and the student is under the jurisdiction of the juvenile court, the juvenile court shall be requested to order the student to attend the DCJJAEP as soon as practicable, pending the outcome of any disciplinary proceedings at the ISD.

4.6 It is the intent of the parties to this Agreement to request that every student who has been removed from an ISD as a mandatory expulsion, and for whom information has been provided by the ISD from which the student has been removed to the juvenile court in accordance with Texas Family Code Section 52.041, be ordered by the juvenile court to enroll in the DCJJAEP as soon as reasonably practicable after the juvenile court's receipt of such notice. It is the intent of the parties to the Agreement that every student who has been removed from an ISD as a discretionary expulsion, and for whom information has been provided by the ISD from which the student has been removed to the juvenile court in accordance with Texas Family Code Section 52.041, be ordered by the juvenile court to enroll in the DCJJAEP as soon as reasonably practicable after the juvenile court's receipt of such notice, so long as adequate space is available in the DCJJAEP. Any juvenile court order placing a student in a residential placement during the student's period of assignment to the DCJJAEP may run in concurrence with that assignment unless a local ISD's policy dictates otherwise. In the event that sufficient space is unavailable in the DCJJAEP, a discretionary expulsion student may be ordered by the juvenile court to attend the alternative education program operated by the ISD from which the student was expelled until such time as space becomes available in the DCJJAEP; in the event space later becomes available in the DCJJAEP, it is the intention of the parties that the order shall provide that the student be assigned to the DCJJAEP for the time remaining in the student's period of removal. It is the intent of the parties that there be no material interruption in the provision of educational services to expelled students under this Memorandum of Understanding.

4.7 Any student who has not been removed from the school setting but is recommended for placement in the DCJJAEP by the juvenile department or is court-ordered to that placement shall be admitted if space is available. Mandatory and discretionary expulsions from ISDs take priority in such instances.

4.8 Failure of an ISD to timely notify the juvenile court of a student's expulsion pursuant to Texas Family Code Section 52.041 shall result in the ISD's duty to continue to educate that student until such time as the notification to the DCJB is properly made.

4.9 The DCJB shall, for each student taken into custody for conduct that occurred on school property or at a school-sponsored or school-related activity, use its best efforts to ascertain whether the conduct for which the student was taken into custody would subject the student to mandatory expulsion. If the DCJB ascertains that the conduct for which the student was taken into custody is such that it would subject the student to mandatory expulsion, the juvenile court may immediately order the student to attend the DCJJAEP, pending resolution of the disciplinary action, including any due process hearings, at the ISD.

4.10 It is the intent of the Parties hereto that for each expelled student who is placed in the DCJJAEP, the term of such placement will be coterminous with the term of the student's expulsion from school. Students must remain in the DCJJAEP for the full period ordered by the juvenile court unless the student's home school district agrees to accept the student before the date ordered by the juvenile court. The juvenile court shall be requested to consider the term of a student's expulsion in entering any order as to the student, including terms and conditions of release from custody, deferred prosecution, or probation. At the conclusion of the student's term of probation, or any other requirement imposed by the juvenile court, including conditions of a deferred prosecution ordered by the court, and providing the student meets the requirements for admission into the public schools established by law, the school district in which the student resides shall readmit the student, but may assign such student to the school district alternative education program.

4.11 In order to avoid undue disruption in the educational process for students attending DCJJAEP under this Agreement, in assigning a term of expulsion, the ISD expelling the student shall consider a term of expulsion as follows:

- (A) For mandatory placements, a minimum term of 90 school days to a maximum term of 180 school days; and
- (B) For discretionary placements, a minimum term of 90 school days to a maximum term of 180 school days with a review at 50 school days for possible exit at 60 school days, contingent upon the student's academic progress, attendance and adherence to the rules, policies, and procedures of the DCJJAEP. The exception to this assignment would be gun - related violations which have a maximum term of 180 school days.
- (C) For discretionary placements, enrollment in the DCJJAEP should minimize academic disruption of the DCJJAEP program:
 - i. There will be no admission to or enrollment in the DCJJAEP in the seven-day period preceding the administration of state-mandated assessments.
 - ii. There will be no admission to or enrollment in the DCJJAEP in the ten-day

- period preceding the last day of classes of either the first or second semester; and
- iii. A student whose enrollment in the DCJJAEP is delayed under this section shall continue to receive educational services in a disciplinary placement provided at the home district pending enrollment in the DCJJAEP. Days served in the home district's disciplinary placement shall be considered the same as days served in the DCJJAEP.

The term of expulsion will terminate on the Friday following the completion of the assigned days, or at the conclusion of the next six- or nine-week grading period, with the mutual agreement of the expelling ISD and the DCJJAEP.

4.12 In the event a student engages in conduct for which the student may be subject to expulsion, and the student seeks to withdraw from school prior to receiving a hearing and a final order of expulsion, the ISDs agree that all procedural requirements will be completed to finalize an expulsion order before finalizing the student withdrawal.

4.13 Neither student nor parents or guardian of a student placed in the DCJJAEP shall be required to pay a fee, including an entrance fee or supply fee, for participating in the DCJJAEP unless law authorizes such a fee.

SECTION FIVE: CASE REVIEW COMMITTEES

5.1. The Case Review Committee ("CRC") is hereby created for the purpose of:

- A. Verifying the appropriateness of a mandatory or discretionary expulsion.
- B. Assuring that the documents for enrollment in the DCJJAEP are included in the student's records for each student referred to the DCJJAEP.
- C. Reviewing the need for related services of expelled special education students as mandated in the ARD / IEP document.
- D. Requesting that the school district fax any incomplete information to the DCJJAEP within two
Returning any cases that do not meet the eligibility requirements in this Agreement to the sending ISD and notifying the Governance Committee representative.

5.2. The Case Review Committee shall review and make placement recommendations for those students who have been removed from an ISD's regular educational program and for whom placement in the DCJJAEP under this Agreement is authorized. The Case Review Committee shall be composed of at least four members that include the following: the ISD representative making the referral, the ISD Special Education representative, one certified teacher from the service provider and two representatives of the DCJB, one of whom is the chair. It is strongly recommended that the ISD provide Special Education representation. The DCJJAEP school administrator or his or her designee will participate as an ex officio member of the Case Review Committee.

5.3. It is the intent of this Memorandum of Understanding that the Case Review Committee shall review, as soon as possible, the placement of all students who are expelled from the school setting. The Case

Review Committee shall then make appropriate recommendations to the DCJJAEP, the juvenile court, and/or the ISDs regarding placement recommendations for such students. The Case Review Committee shall review the placement of each student expelled from school as expeditiously as possible to avoid delay in the provision of educational services to students served under this Memorandum of Understanding.

5.4. In making appointments to the Case Review Committee, all parties to the Memorandum of Understanding agree to make best efforts to appoint representatives that reflect the ethnic and cultural diversity of the students served by the DCJJAEP.

SECTION SIX: SPECIAL EDUCATION

6.1 The DCJB shall provide instructional services in compliance with the Rehabilitation Act of 1973, the Americans with Disabilities Act of 1990, and the Individuals with Disabilities Education Improvement Act (IDEIA) Amendments of 2004. The ISD in which a student resides retains responsibility for providing and funding related services specified in the Individualized Education Program to eligible students under the Individuals with Disabilities Education Improvement Act.

6.2 The DCJB and the ISDs shall cooperate in the provision of related services to students placed in the DCJJAEP. (See Attachment A – *Procedure for Students Receiving Special Education Services*)

6.3 The ISDs shall provide reasonable notice, preferably five school days, to the administrator of the DCJJAEP to participate in any ISD's Admission, Review and Dismissal Committee (ARD) meeting where placement in the DCJJAEP will be considered or when reviewing or modifying the program of a student in the DCJJAEP. A copy of the student's current individualized education program (IEP) must be provided to the JJAEP administrator or designee with the notice. If the JJAEP representative is unable to attend the ARD committee meeting, the representative must be given the opportunity to participate in the meeting through alternative means including participation by telephone conference call. The ISDs will be responsible for scheduling and sending notices of ARD meetings during the period of expulsion, and for giving notice to the DCJJAEP Liaison of such ARD meetings. For students receiving services under the Individuals with Disabilities Education Act, the Admission, Review and Dismissal Committee meetings shall satisfy the requirement for academic review team meetings as otherwise required in Section 7.1 herein.

6.4 If, after placement of a student with disabilities in the DCJJAEP under this Agreement, the administrator of the DCJJAEP has concerns that the student's educational or behavioral needs cannot be met in the DCJJAEP, the administrator (or his/her designee) shall immediately provide written notice to the ISD from which the student was expelled. Upon receipt of such notice, the ISD shall convene an ARD committee meeting to reconsider the placement of the student in the program, giving reasonable advance notice to the administrator of the DCJJAEP. A representative of the DCJJAEP may participate in the ARD committee meeting to the extent that the meeting relates to the student's placement or continued placement in the DCJJAEP.

SECTION SEVEN: ACADEMIC REVIEW AND TRANSITION

7.1 The DCJB or its designee, together with the parent or guardian of each student, shall regularly review the student's academic progress. In the case of a high school student, the board or the board's designee, together with the student's parent or guardian, shall review the student's progress towards meeting high school graduation requirements and shall establish a graduation plan for the student. The DCJJAEP is not required to provide a course necessary to fulfill a student's high school graduation requirements other than a course specified under Texas Education Code Section 37.011(d).

7.2 The DCJB shall provide the state - required annual performance reports of all students served by the DCJJAEP. Such evaluation shall reflect the academic performance of students served in the DCJJAEP each year.

7.3 A teacher employed by the DCJJAEP who holds certification granted under Texas Education Code Section 21.031, *et seq.*, must review all academic work of the student prior to the student's exit from the DCJJAEP and return to the school district, and must certify completion of course work based upon a determination that the student has mastered the essential knowledge and skills for a course at the seventieth percentile pursuant to Texas Education Code Section 28.002. In accordance with Texas Education Code Section 37.011(d), such certification must be accepted by the school district and all course credit earned by the student while at the DCJJAEP shall be reflected on the student's school district transcript.

7.4 Prior to completion of a student's placement in the DCJJAEP, the DCJJAEP's designee and ISD's representative shall develop, together with the student's parent or guardian, recommendations for the student's transition to the regular school setting.

SECTION EIGHT: ADMINISTRATION OF ALL REQUIRED STATE TESTING

8.1 In accordance with Texas Education Code Section 37.011(d), the parties agree that state-mandated assessment instruments shall be administered to all students enrolled in the DCJJAEP, except where such students are exempt from such testing by an ARD committee or other legal authority. The parties agree that they will cooperate in the acquisition of testing materials, scheduling, and as otherwise necessary to facilitate assessment instrument administration. The DCJB shall be responsible for administering assessment instruments to those students enrolled in the DCJJAEP. Prior to scheduled testing dates, the parties will communicate regarding the most efficient method of obtaining secured testing materials for all students placed in the DCJJAEP, and the DCJB and the ISDs will cooperate in the acquisition of such materials for students in the DCJJAEP. Each ISD shall provide to the DCJJAEP administrator the name of a responsible contact person who shall have responsibility, on behalf of each ISD, for coordination of administration of statewide assessment instruments for that ISD's students enrolled in the DCJJAEP. The DCJB shall be responsible for returning all testing material to the appropriate TEA agent.

SECTION NINE: DCJJAEP FACILITIES AND STAFFING

9.1 Facilities and staffing for the DCJJAEP shall be the responsibility of the DCJB and may be provided by the DCJB.

9.2 The DCJB agrees to provide periodic evaluations of the effectiveness of the DCJJAEP.

Such evaluations shall include but not be limited to external evaluation of student performance, fiscal audits, and review of student records, classroom observations, and surveys of students, parents and ISDs.

SECTION TEN: TRANSPORTATION

10.1 Each ISD shall be responsible for providing transportation services for students attending the DCJJAEP, either directly or through an agreement with another provider.

SECTION ELEVEN: RELEASE OF STUDENT AND JUVENILE RECORDS

11.1 The governing body of each party to this Memorandum of Understanding finds that to appropriately serve students receiving services under this Memorandum of Understanding, the sharing of information pertinent to the provision of juvenile justice, education and rehabilitation services is essential and in the best interests of the students served. Each party to this Memorandum of Understanding further agrees that any juvenile and/or educational record shared under this Memorandum of Understanding shall be kept strictly confidential and shall only be released to persons with legitimate educational, behavioral and/or treatment-related interests in the student affected.

11.2 Upon referral of a student to the DCJJAEP, the student's home school district shall forward to the DCJJAEP the same records it is required to forward to another public school when a student transfers. The student's home school shall provide the following records to the DCJJAEP:

- (A) For students in middle school, the student's Middle School Plan, which is a list of courses offered, by grade level, and the course credit earned by the student.
- (B) For students in grades 9-12, the student's Graduation Plan, which lists the sequence of courses needed for graduation and the course credit earned by the student.
- (C) The student's current transcript includes all achievement test scores recorded on that document.
- (D) The student's current year report card.
- (E) A withdrawal form, which shall indicate the current courses in which the student is enrolled, the current earned grade, and the textbook and other instructional resources being used with that subject.
- (F) The student's records related to State-mandated testing.

- (G) The student’s current year attendance record.
- (H) The student’s latest Admission, Review and Dismissal (ARD) documents, the Manifestation Determination (MD), the Individualized Education Program (IEP) and the student’s Behavior Intervention Plan (BIP), in accordance with Paragraph 6.1 of this Memorandum of Understanding.
- (I) The student’s health records.
- (J) The student’s home language survey.
- (K) For mandatory expulsions, a police service number must be included; and
- (L) As soon as is practical, the student’s home school district shall forward the student’s previous year’s attendance record.

SECTION TWELVE: FUNDING FOR DCJJAEP AND FISCAL AGENT

12.1 All Districts participating in the MOU must pay a \$3,000.00 annual administrative fee.

12.2 Base Rate - The base rate, as established by DCJB, will be charged for each discretionary expulsion student enrolled in the DCJJAEP. The base rate for those students admitted to the JJAEP for the 2024–2025 school year shall be an amount not to exceed One Hundred Fourteen Dollars (\$114.00) per student per day in attendance. The Fiscal Agent shall establish billing, payment, and accounting procedures. The ISDs shall not be charged for mandatory expulsion students enrolled in the DCJJAEP, nor shall any ISD be charged for students placed at the DCJJAEP by order of a Dallas County Juvenile Court Judge. The base rate shall be considered the “actual cost” of the DCJJAEP program for students placed in the DCJJAEP pursuant to Texas Education Code Section 37.0081.

12.3 Student Attendance - The DCJJAEP shall keep accurate records of student attendance at the JJAEP in accordance with TEA guidelines. The DCJB will sign – off, each month on said accuracy. In the event that a student fails to attend school at the JJAEP in accordance with state compulsory attendance laws, DCJB shall provide the student and the student’s parents with a warning notice in compliance with Texas Education Code Section 25.095. A copy of such notice shall be provided to the ISD from which the student was expelled. If a student enrolled in the JJAEP fails to attend school without excuse on 10 or more days or parts of days within a six-month period in the same school year, or if a student fails to attend school without excuse on three or more days or parts of days within a four-week period, the ISD from which the student was expelled may file a complaint against the student or the student’s parent or both as provided under Texas Education Code Section 25.0951.

12.4 Fiscal Agent - Region 10 Education Service Center (ESC) shall serve as the Fiscal Agent of the ISDs with respect to payment by the ISDs to the DCJB for DCJJAEP services in accordance with Section 37.012 of the Texas Education Code. In its capacity as Fiscal Agent, ESC shall be responsible for receiving funds from

the respective ISDs for the establishment and operation of the DCJJAEP and shall transfer such funds in a timely fashion to the DCJB.

12.5 Assistance to the DCJB - To the extent requested by the DCJB, the ESC shall advise the DCJB regarding the establishment of appropriate record keeping and accounting functions and procedures for the DCJJAEP. DCJB agrees to cooperate with ESC on all matters relating to the ESC's responsibilities as Fiscal Agent for the ISDs concerning the funding for the DCJJAEP.

12.6 Sharing of Financial and Enrollment Information - The DCJB and the ESC agree to share information and records, including access to accounting and other non-confidential information, regarding the number of students served by the DCJJAEP and the costs incurred in connection with the establishment and operation of the DCJJAEP, so as to allow ESC to accurately assess and verify the amounts to be paid by the ISDs to the DCJB in connection with the DCJJAEP.

12.7 Maintenance of Depository Account - ESC shall establish and maintain a depository account at its regular depository institution for the deposit of funds from the ISDs, such funds representing the respective ISDs' funding obligations to the DCJB for the DCJJAEP as required by Section 37.012 of the Texas Education Code and as further agreed upon by the parties to this Memorandum of Understanding. All such funds shall be placed in a fully insured depository account, or other insured account as required by law, and any interest accruing from such deposited funds shall be credited to the DCJJAEP to be used for unanticipated or extraordinary expenses of the DCJJAEP and shall not be commingled with the regular operating funds of the ESC. From such funds, ESC shall make payment to the DCJB on behalf of the ISDs for the DCJJAEP as set forth in this Agreement.

12.8 Accounting to ISDs - In its capacity as Fiscal Agent, ESC shall provide accounting to the ISDs on an as-requested basis of the amounts paid to the DCJB in connection with the DCJJAEP, together with supporting documentation.

12.9 Audit - At least annually, ESC shall provide an audited accounting to the ISDs and DCJB of funds received and paid with respect to the DCJJAEP.

12.10 Billing - DCJB agrees to establish and coordinate billing arrangements with the ISDs and ESC with respect to the ISDs' funding responsibilities for the DCJJAEP.

12.11 Budget - In addition to the provision of services as Fiscal Agent, ESC shall provide recommendations to DCJB on budgetary matters relating to the establishment and operation of the DCJJAEP.

12.12 Reimbursement - The ISDs agree to reimburse ESC for its reasonable administrative expenses incurred in its capacity as Fiscal Agent. Such reimbursement responsibility shall be allocated to the ISDs in proportion to their annual funding requirements to the DCJJAEP. ESC shall maintain and provide detailed

accounting to the ISDs for all reimbursable administrative expenses incurred in connection with its service as Fiscal Agent and shall submit invoices on a quarterly basis to the ISDs for such services. Revenue that exceeds operating costs will be channeled back into the fund balance for the purpose of operating the JJAEP only.

12.13 Funding Not Required for Certain Students - In the event a juvenile court with jurisdiction over a student who has not been expelled from school orders that the student attend the DCJJAEP as a term or condition of probation, the ISD which the student attended at the time the juvenile court entered such order shall not be required to make any payment to the DCJJAEP under Section 12.1 herein.

SECTION THIRTEEN: TERM OF MEMORANDUM OF UNDERSTANDING

13.1 The initial term of this Memorandum of Understanding shall be for the period from the effective date of this Memorandum of Understanding through July 31, 2025. This Memorandum of Understanding shall be automatically renewed for an additional term of one year on the same terms and conditions, unless one or more of the parties hereto elects to terminate this Memorandum of Understanding by providing written notice to all other parties hereto at least thirty (30) days prior to the expiration of this Memorandum of Understanding, unless terminated sooner. This Memorandum of Understanding may be extended for additional terms of one year upon the mutual consent of the parties evidenced by an extension agreement approved by each ISD's governing Board entered not later than thirty (30) days prior to the termination date of this Memorandum of Understanding, or any extension.

13.2 Any provision of the preceding Section 13.1 to the contrary notwithstanding, this Memorandum of Understanding may be terminated prior to the expiration of the term hereof by written mutual agreement of the DCJB and a participating ISD. In such an event, the Memorandum of Understanding will remain in force and effect with respect to the remaining ISDs.

SECTION FOURTEEN: EXPEDITED MAGISTRATE SYSTEM

14.1 The expeditious hearing of all cases related to the DCJJAEP by the juvenile court is crucial to the spirit and the letter of both the Education and the Juvenile Justice Codes. The DCJB and juvenile courts will utilize their best efforts to provide a system whereby all cases related to the DCJJAEP can be heard by the juvenile courts as soon as practicable after the student has been expelled from the school setting.

SECTION FIFTEEN: MISCELLANEOUS

15.1 Amendments - If changed conditions are encountered during the term of this Memorandum of Understanding, the Memorandum of Understanding may be supplemented or amended under terms and conditions mutually agreeable to the parties, provided that all such changes, amendments, supplements, or modifications shall be in writing.

15.2 Records and Reporting Requirements - Throughout the term of this Memorandum of Understanding, the Parties agree to establish and maintain detailed records regarding the administration and operation of the ISDs' alternative education programs and DCJJAEP, including information regarding the costs of such programs, including facilities, staffing, and administrative expenses.

15.3 Legal Requirements - The Parties agree to comply fully with all applicable federal, state, and local statutes, ordinances, rules, and regulations, in connection with the programs contemplated under this Memorandum of Understanding. This Memorandum of Understanding is subject to all applicable present and future valid laws governing the juvenile justice programs applicable to school districts and/or county juvenile probation departments.

15.4 Notices - Except where oral notice is specifically allowed or required under this Memorandum of Understanding, any notice provided hereunder by any party shall be in writing and may either be (1) delivered by hand to the party or, the party's designated agent; (2) deposited in the United States mail, postage paid; (3) transmitted by telecopy; or (4) delivered by electronic mail transmission, to the addresses that follows, electronic mail address, or telecopy number. Notice deposited in the United States mail in the manner hereinabove described shall be deemed received two (2) business days after such deposit. Notice given in any other manner shall be effective only if and when received by the party to be notified. Any party may designate a different agent or address for notice purposes by giving the other parties ten (10) days written notice in the manner provided above.

15.5 Integration Clause - This Memorandum of Understanding, including attachments, contains the entire agreement of the parties hereto with respect to the matters covered by its terms, and it may not be modified in any manner without the express written consent of the parties. No other agreement, statement, or promise made by or to any party, or made by or to any employee, officer, or agent of any party, that is not contained in this Memorandum of Understanding shall be of any force or effect.

15.6 Partial Invalidity - If any term(s) or provision(s) of this Memorandum of Understanding are held by a court of competent jurisdiction to be invalid, void, or unenforceable, the remainder of the provisions of this Memorandum of Understanding shall remain in full force and effect and shall in no way be affected, impaired or invalidated, unless such holding causes the obligations of the parties hereto to be impossible to perform or shall render the terms of this Memorandum of Understanding to be inconsistent with the intent of the parties hereto.

15.7 Non - assignment - No assignment of this Memorandum of Understanding or of any duty or obligation of performance hereunder, shall be made in whole or in part by any party hereto without the prior written consent of the other parties hereto.

15.8 Waiver - No waiver of a breach of any provision of this Memorandum of Understanding shall be construed to be a waiver of any breach of any other provision. No delay in acting with regard to any breach of

any provision shall be construed to be a waiver of such breach.

15.9 Immunity - Neither the DCJB, Region 10 Education Service Center nor the ISDs waive or relinquish any immunity or defense on behalf of themselves, their trustees, commissioners, officers, employees, and agents as a result of its execution of this Memorandum of Understanding and performance of the functions and obligations described herein.

15.10 Available Funds - The Parties to this Memorandum of Understanding expressly acknowledge and agree that all monies paid pursuant to this Memorandum of Understanding shall be paid from budgeted available funds for the current fiscal year of each such entity.

15.11 Open Meetings - The meetings at which this Memorandum of Understanding was approved by the Parties' governing boards were posted and held in accordance with the Texas Open Meetings Act, Texas Government Code Chapter 551.

IN WITNESS THEREOF, the undersigned Parties acting under the authority of their respective governing boards have caused this Memorandum of Understanding to be duly executed in multiple counterparts, each of which shall constitute an original, all as of the day and year above first written, which is the date of this Memorandum of Understanding.

2024 – 2025
Dallas County Juvenile Justice Alternative Education
Program (DCJJAEP)
Attachment A
Procedure for Students Receiving Special Education Services

I. School districts may only expel a student with disabilities in accordance with the Individuals with Disabilities Education Act (IDEA) provision and regulations.

DCJJAEP placement may result if:

- 1) The expellable behavior is not a manifestation of the student’s disability; or
- 2) The expellable behavior falls within one of the special circumstances recognized by the IDEA (drugs, weapons, or serious bodily injury and the length of placement in the DCJJAEP does not exceed 45 days; or
- 3) The expellable behavior is a manifestation of the student’s disability, but the parent and the sending school district agree to a change of placement to JJAEP as part of the modification of the behavior intervention plan. Notwithstanding the foregoing, the parties understand that no child with a disability who receives special education services may be placed in the DCJJAEP solely for educational purposes.

II. The following procedures shall serve to establish a mechanism whereby DCJJAEP staff can communicate with, and provide input to, the Admission, Review and Dismissal (ARD) Committee regarding placement and the continuation of special education services to students while at DCJJAEP.

Nothing in these Procedures shall be construed to relieve the DCJJAEP or the local education agency (“LEA”) of its statutory obligations under Texas law to students eligible for special education services under the IDEA. Likewise, nothing in these Procedures shall be construed to create a duty on the participating sending districts to indemnify the DCJJAEP for any failure to provide services that the DCJJAEP is required to provide under this MOU.

DCJJAEP, pursuant to the Memorandum of Understanding Regarding Dallas County Juvenile Justice Alternative Education Program (the “MOU”) as it may be modified from time to time and the IDEA, shall provide special education instructional services in a full continuum of arrangements, as specified as appropriate in the student’s Individual Education Plan (IEP).

Per 34 CFR § 300.114 Least Restrictive Environment (LRE) requirements.

(a) General.

(1) Except as provided in § 300.324(d)(2) (regarding children with disabilities in adult prisons), the State must have in effect policies and procedures to ensure that public agencies in the State meet the LRE requirements of this section and §§ 300.115 through 300.120.

(2) Each public agency must ensure that:

(i) To the maximum extent appropriate, children with disabilities, including children in public or private institutions or other care facilities, are educated with children who are nondisabled: and

2024-2025
Dallas County Juvenile Justice Alternative Education
Program (DCJJAEP)
Attachment A
Procedure for Students Receiving Special Education Services

- (ii) Special classes, separate schooling, or other removal of children with disabilities from the 2024 – 2025 regular educational environment occurs only if the nature or severity of the disability is such that education in regular classes with the use of supplementary aids and services cannot be achieved satisfactorily.

The student’s IEP will include, as appropriate, a Functional Behavioral Assessment (FBA), behavioral intervention services and modifications that are designed to provide instruction so that the behavior does not interfere with the ability of the student to receive an educational benefit.

- A. The sending school district will be responsible for the provision of related services as specified in the student's IEP. Also, if speech services are in the IEP, the sending district will send a speech services provider to the DCJJAEP to render those services.
- B. The sending school district will conduct any required evaluation or re-evaluation and hold IEP meetings as appropriate.
- III. Upon enrollment of a student who receives special education services, the DCJJAEP Special Education Designee will notify the special education administration from the sending school district. The Designee will also notify special education administration when a student who is enrolled at DCJJAEP changes residence into a different school district.
- IV. During the time that the student is placed in the DCJJAEP, the sending school district and DCJJAEP agrees as follows:
- A. The DCJJAEP special education teacher will review the IEP and inform the appropriate instructional staff regarding required IEP implementation, including identified accommodations and/ or modifications needed to ensure progress toward the IEP. If a student’s needs change, DCJJAEP staff shall notify the sending school district. The sending school district will promptly convene an ARD meeting with the appropriate school district staff and DCJJAEP staff to address the student’s needs.
- B. The DCJJAEP special education teacher shall provide the direct special education service as indicated on the IEP and provide indirect service to the regular instructional staff regarding implementation of the IEP according to the frequency and duration of service as indicated on the student’s IEP and in compliance with IDEA 2004 statutory requirements.
- C. The sending school district is responsible for periodic monitoring of each student’s performance at DCJJAEP.
1. Parents of students who receive special education services must receive progress reports at least as often as parents of regular education students or as identified in the student’s current IEP documents. Such progress report must be based on progress on IEP goals and objectives and is in addition to the grade report.
 2. The DCJJAEP special education teacher shall assist in monitoring and documenting the progress of students who receive special education services. DCJJAEP will provide the sending school district information pertaining to each student’s progress. This shall be a copy of the LEA’s designated reporting period (6 or 9 weeks) IEP progress reports sent to parents by DCJJAEP.

2024 – 2025
Dallas County Juvenile Justice Alternative Education
Program (DCJJAEP)
Attachment A
Procedure for Students Receiving Special Education Services

- V. The DCJJAEP Special Education Designee shall notify the special education administration of the sending school district at least three weeks prior to the return of a student to the district. The sending school district shall convene an ARD committee meeting including DCJJAEP general and special education staff and other required members to consider exit and transition to the sending school district. The DCJJAEP shall provide to the ARD committee:
1. Data related to present levels of academic achievement and functional performance
 2. Recommendations of updated goals and objectives based on progress monitoring reports
 3. Recommendations for proposed goals and objectives
 4. Student’s current report card and transcript
 5. Summary of successful behavioral interventions
- VI. DCJJAEP administration shall ensure and document that all staff are trained annually and adhere to legal requirements of confidentiality.
- DCJJAEP administrators shall ensure and document that all staff are trained annually and adhere to IDEA requirements and state regulations.

2024 – 2025
Dallas County Juvenile Justice Alternative Education
Program (DCJJAEP)
Attachment A
Procedure for Students Receiving Special Education Services

[THIS PAGE LEFT INTENTIONALLY BLANK]

2024 – 2025
Dallas County Juvenile Justice Alternative Education Program
(DCJJAEP)
Attachment B
Procedure for Students with English as a Second Language

- I. School districts may only expel a student with English as a Second Language (ESL) if:
 - The school district provides due process in a language that the student and the parent(s) understand.
 - The DCJJAEP is provided notice that the student is receiving language acquisition support/services to ensure that a continuity of instruction will occur.

- II. The DCJJAEP must provide ESL instruction with a certified teacher.
 - The sending school will send required information (LPAC and grade records, applicable interventions, etc.) to help with the student’s instruction.
 - Parents of students who receive ESL services must receive progress reports at least as often as parents of non-ESL students in a language they understand.

- III. Students enrolled with DCJJAEP at the time of the TELPAS testing window will take all four domains of the TELPAS language proficiency assessment. Results will be provided to parents as required by law, once received by the student's home school.

2024 – 2025
Dallas County Juvenile Justice Alternative Education Program
(DCJJAEP)
Attachment B
Procedure for Students with English as a Second Language

[THIS PAGE LEFT INTENTIONALLY BLANK]

2024 – 2025 Superintendent Distribution List

<p>Carrollton-Farmers Branch ISD</p> <p>Dr. Wendy Eldredge, Superintendent of Schools P.O. Box 115186/ 1445 N. Perry Road Carrollton, Texas 75011 (972) 968-6100 (972) 968-6217 (fax) eldredgew@cfbisd.edu</p>	<p>Cedar Hill ISD</p> <p>Dr. Gerald Hudson, Superintendent of Schools 285 Uptown Boulevard, Building 300 Cedar Hill, Texas 75104 (972) 291-1581 (972) 291-5231 (fax) gerald.hudson@chisd.net</p>
<p>Coppell ISD</p> <p>Dr. Brad Hunt, Superintendent of Schools 200 South Denton Tap Road Coppell, Texas 75019 (214) 496-6000 (214) 496-8006 (fax) bhunt@coppellisd.com</p>	<p>Dallas County Juvenile Board</p> <p>Mr. Darryl Beatty, Executive Director 2600 Lone Star Drive Dallas, Texas 75212 (214) 698-2223 (214) 698-5508 (fax) darryl.beatty@dallascounty.org</p>
<p>Dallas ISD</p> <p>Dr. Stephanie Elizalde, Superintendent of Schools 9400 N. Central Expressway Dallas, Texas 75231 (972) 925-3700 or (972) 925-3200 (972) 925-3201 (fax) Selizalde@dallasisd.org</p>	<p>Desoto ISD</p> <p>Dr. Usamah Rodgers, Superintendent of Schools 200 East Belt Line Road DeSoto, Texas 75115 (972) 223-6666 (972) 274-8011 (fax) usamah.rodgers@desotoisd.org</p>
<p>Duncanville ISD</p> <p>Andrea Fields, Interim Superintendent 710 South Cedar Ridge Drive Duncanville, Texas 75137 (972) 708-2000 (972) 708-2020 (fax) afields@duncanvilleisd.org</p>	<p>Garland ISD</p> <p>Dr. Ricardo Lopez, Superintendent of Schools P.O. Box 469026/ 501 S. Jupiter Road Garland, Texas 75046 (972) 494-8201 (972) 485-4936 (fax) rlopez23@garlandisd.net</p>
<p>Grand Prairie ISD</p> <p>Linda Ellis, Superintendent of Schools P.O. Box 531170/ 2602 South Belt Line Road Grand Prairie, Texas 75053 (972) 264-6141 (972) 237-5440 (fax) linda.ellis@gpisd.org</p>	<p>Highland Park ISD</p> <p>Dr. Mike Rockwood, Superintendent of Schools 7015 Westchester Drive Dallas, Texas 75205 (214) 780-3000 (214) 780-3004 (fax) rockwom@hpsid.org</p>

2024 – 2025 Superintendent Distribution List

<p>Irving ISD</p> <p>Magda Hernandez, Superintendent of Schools P.O. Box 152637/ 2621 W. Airport Freeway Irving, Texas 75015 (972) 600-5001 (972) 215-5003 (fax) mhernandez@irvingisd.net</p>	<p>Lancaster ISD</p> <p>Dr. A. Katrise Perera, Superintendent of Schools 422 S. Centre Street Lancaster, Texas 75146 (972) 218-1400 (972) 218-1401 (fax) akatriseperera@lancasterisd.org</p>
<p>Mesquite ISD</p> <p>Dr. Angel Rivera, Superintendent of Schools 3819 Towne Crossing Boulevard Mesquite, Texas 75150 (972) 288-6411 (972) 882-7787 (fax) arivera3@mesquiteisd.org</p>	<p>Region 10 Education Service Center</p> <p>John Lawton, Program Coordinator 400 E Spring Valley Road Richardson, Texas 75081 (972) 348-1556 (972) 348-1557 (fax) John.lawton@region10.org</p>
<p>Richardson ISD</p> <p>Tabitha Branum, Superintendent of Schools 400 South Greenville Avenue Richardson, Texas 75081 (469) 593-0000 (469) 593-0402 (fax) Tabitha.branum@risd.org</p>	<p>Sunnyvale ISD</p> <p>Matt Kimball, Superintendent of Schools 417 East Tripp Road Sunnyvale, Texas 75182 (972) 226-5974/ (972) 226-7601 (972) 226-6882 (fax) Matt.Kimball@sunnyvaleisd.com</p>

2024 – 2025 DCJJAEP Memorandum of Understanding Signature Page

	Signature	Position	Date
Dallas County Juvenile Board			

District	Signature	Position	Date
Region 10 ESC			

District	Signature	Position	Date
Carrollton- Farmers Branch ISD			

District	Signature	Position	Date
Cedar Hill ISD			

District	Signature	Position	Date
Coppell ISD			

District	Signature	Position	Date
Dallas ISD			

District	Signature	Position	Date
DeSoto ISD			

District	Signature	Position	Date
Duncanville ISD			

District	Signature	Position	Date
Garland ISD			

2024 – 2025 DCJJAEP Memorandum of Understanding Signature Page

District	Signature	Position	Date
Grand Prairie ISD			

District	Signature	Position	Date
Highland Park ISD			

District	Signature	Position	Date
Irving ISD			

District	Signature	Position	Date
Lancaster ISD			

District	Signature	Position	Date
Mesquite ISD			

District	Signature	Position	Date
Richardson ISD			

District	Signature	Position	Date
Sunnyvale ISD			

DCJJAEP Governance Committee

2024-2025 MEETING DATES

<i>Day/Date</i>	<i>Time</i>	<i>Site</i>
Friday, August 25, 2024 (optional)	10 a.m.	Zoom
Friday, September 29, 2024	10 a.m.	Zoom
Friday, October 27, 2024	10 a.m.	Zoom
Friday, November 2024	No meeting	
Friday, December 1, 2024*	10 a.m.	Zoom
Friday, January 26, 2025	10 a.m.	Zoom
Friday, February 23, 2025	10 a.m.	Zoom
Friday, March 29, 2025	10 a.m.	Zoom
Friday, April 26, 2025	10 a.m.	Zoom
Friday, May 31, 2025	10 a.m.	Zoom
Friday, June 7, 2025 * (optional)	10 a.m.	Zoom

Meetings are typically held the last Friday of the month except as noted with an *.

TOPIC: Discuss Approval of the Low Attendance Day Waiver

SUBMITTED BY: Dr. Reny Lizardo, Executive Director of Campus Operations & Attendance Initiatives PK-12

BACKGROUND: Campus Operations is requesting approval to submit a waiver to TEA for April 8th, 2024, the day of the solar eclipse. On that day we had a 68.3% attendance rate. TEA allows the district to submit a low attendance date waiver if the date of low attendance is 10% lower than the previous year's average daily attendance which was 92.3%. This waiver requires board approval.

ADMINISTRATIVE RECOMMENDATION: The administration recommends the Board of Trustees votes to approve the proposal to submit the Low Attendance day Waiver for April 8th, 2024.

RECOMMENDED BOARD MOTION: I move that the Board approve Administration's request to submit a Low Attendance day Waiver due to the solar eclipse event on April 8th, 2024.

Additional Agenda Sheets Attached: Yes No

To whom it may concern,

On Monday, April 8th, 2024 the state of Texas experienced an eclipse that blocked out the entirety of the sun for several minutes. This was a once-in-a-lifetime celestial event as the last time this happened in the state of Texas was in 1878 and as a state, we will not be experiencing another total eclipse until the year 2317¹. Many school districts closed, and some counties even issued disaster declarations in advance of the eclipse². Districts had to make a choice³, and for a district with over 30K students, closing is not always the best option, so Irving ISD stayed open. However, only 68% of our students showed up.

We understand that the eclipse involved a lot of factors that parents had to contend with including safety questions like “Will my child be safe and keep their eclipse glasses on?”⁴ but in a district where over 70% of our students are of Hispanic descent we also had to contend with cultural concerns⁵.

We are requesting that TEA dismiss this low attendance day due to safety concerns. Other attachments include our district attendance rate for April 8th, 2024, and Irving ISD’s PEIMS ADA data for the previous year.

Sincerely,

Dr. Reny Lizardo
Executive Director of Campus Operations
Irving ISD

¹ <https://support.microsoft.com/en-us/office/add-citations-in-a-word-document-ab9322bb-a8d3-47f4-80c8-63c06779f127#:~:text=Add%20citations%20to%20your%20document,citation%20you%20want%20to%20use.>

² <https://www.newsweek.com/texas-officials-warn-schools-close-ahead-solar-eclipse-1878780>

³ <https://www.texastribune.org/2024/04/05/texas-eclipse-schools/>

⁴ <https://www.usatoday.com/story/news/nation/2024/03/31/your-guide-to-eclipse-glasses-for-april-8-everything-to-know/73146147007/>

⁵ <https://www.valleycentral.com/eclipse-2024/how-eclipses-have-sparked-cultural-beliefs-for-centuries/>



My Waivers Create New Waiver Search Waivers View Reports

2023-2024 Application for Low Attendance Days Waiver

Waiver ID: 75568

Application Information

Category: Attendance Creator: Reny Lizardo, District Editor Status: Draft
Creation Date: 4/15/2024 Approving Superintendent: Assigned To: Reny Lizardo

LEA Contact

*First Name: Reny *Last Name: Lizardo
*Phone: (972) 600-5023 Ext:
*Email: rlizardo@irvingisd.net

LEA Information

LEA: IRVING ISD (057912)
Address: P O BOX 152637, IRVING, TX 75015-2637
Phone: (972) 600-5000

Date of LEA Board of Trustees Approval

*Date: [calendar icon]

Special Instructions

Please complete this waiver for Low Attendance Due to Weather or Health or Safety issues. Your district must include as attachments, documentation of low attendance for the day (including the reason for the low attendance rate and an ADA or PEIMS report showing the attendance rate on the date of low attendance) and the prior year's attendance report (PEIMS summary report showing the average for the year) for the district or applicable campus. See Student Attendance Accounting Handbook 3.8.1.4. This application is due by the end of July for the current school year. Please direct questions to the State Waiver Unit at http://tea.texas.gov/index2.aspx?id=6635.

You may enter each campus and the number of minutes attended on that date individually within a single waiver application. Alternatively, if your district wide attendance was at least 10 percentage points below your prior year average, you may select "All Campuses". If the number of minutes of operation varies by campus on the date of low attendance for "All Campuses", please report the greatest number of minutes on the date of low attendance in the "Number of Min on the Low Attendance Day". Please note that in PEIMS you will claim the actual number of minutes in operation on the specific date by campus. The waiver minute reporting is used to total the number of attendance related waiver minutes by year. Per Student Attendance Accounting Handbook 3.8.2 Closures for Bad Weather or Other Issues of Health or Safety, you are limited to 4,200 minutes for attendance waivers of any kind.

^ Campus Details

* Select Campus: All Campuses

* Date of Low Attendance: 04/08/2024 [calendar icon]

Table with 2 columns: Reasons, checkbox. Rows: Weather, Health, Safety, Other.

* % of Attendance: 68.28

* Average % of Attendance for Previous Year: 92.3

Please provide positive values in the range 0.01-99.99 in one of the following formats: 89, 89.00, 89.00%.

* Number of Minutes on the Low Attendance Day: 450 Valid range 1-600

Description 23 of 75 characters allowed

The Eclipse on 4/8/2024

* At least one reason is required.

Save Campus Clear

^ LEA Attachments (0)

There are no LEA attachments.

Add Attachment form with fields for Attachment title, Choose File, and Add button.

^ Change History

Click to expand.

Complete & Route Save Cancel Application 173 Print PDF Close

Related Waivers (8)

TSDS PEIMS SUPERINTENDENT'S SUMMARY REPORT OF STUDENT ATTENDANCE

LEA-level Data | All Methods (Combined)

Campuses: All

2022 - 2023 Summer Collection, Accepted Submission

LEA: 057912 - IRVING ISD

Instruction Method: All Methods (Combined)

Summary Totals By Six-week Reporting Period

	Six-week 1	Six-week 2	Six-week 3	Six-week 4	Six-week 5	Six-week 6	Total
A. Days Taught (LEA Maximum)	34	30	29	28	32	34	187
B. Days Membership	874,625.5	825,130.0	851,043.5	726,312.0	965,268.0	992,886.5	5,235,265.5
C. Total Days Absent	54,923.0	67,199.0	78,687.0	51,343.5	70,992.0	80,337.5	403,482.0
D. Total Days Present	819,702.5	757,931.0	772,356.5	674,968.5	894,276.0	912,549.0	4,831,783.5
E. Total Ineligible Days	966.5	899.0	959.0	904.0	1,082.0	1,111.0	5,921.5
F. Total Eligible Days	818,736.0	757,032.0	771,397.5	674,064.5	893,194.0	911,438.0	4,825,862.0
G.1 BE - Elig Days Bilingual/ESL	271,089.5	255,892.5	262,565.5	229,267.0	307,137.0	313,629.0	1,639,580.5
G.2 D1 - Elig Days Bil Dual Lang	100,786.0	98,400.0	101,536.5	90,230.5	121,076.0	124,410.5	636,439.5
G.3 D2 (EB) - Elig Days Bil Dual Lang	37,155.0	35,378.0	36,477.5	32,013.0	42,881.0	44,265.0	228,169.5
G.4 D2 (Non-EB) - Elig Days Bil Dual Lang	15,967.5	14,800.5	15,111.0	13,201.0	17,519.5	17,888.5	94,488.0
H.1 Early Ed Eco Dis Elig Days	215,355.0	198,687.0	203,199.0	179,489.0	238,873.0	244,371.0	1,279,974.0
H.2 Early Ed Lang Elig Days	142,370.0	132,715.0	136,443.0	121,294.0	162,021.0	166,158.0	861,001.0
I. Elig Days Res Fac	0.0	0.0	0.0	0.0	0.0	0.0	0.0
J. Elig Days Preg Rel Serv	447.0	384.0	447.0	431.0	652.0	712.0	3,073.0
K. Elig Days SpecEd Main	15,082.0	14,451.5	15,283.5	13,524.0	18,366.5	19,154.0	95,861.5
L.1 BE - Bil/ESL Refined ADA	9,347.914	9,477.500	9,377.339	9,552.792	9,598.031	9,503.909	9,476.247
L.2 D1 - Bil Dual Lang Refined ADA	3,475.379	3,644.444	3,626.304	3,759.604	3,783.625	3,770.015	3,676.562
L.3 D2 (EB) - Bil Dual Lang Refined ADA	1,281.207	1,310.296	1,302.768	1,333.875	1,340.031	1,341.364	1,318.257
L.4 D2 (Non-EB) - Bil Dual Lang Refined ADA	550.603	548.167	539.679	550.042	547.484	542.076	546.342
M. Res Fac Refined ADA	0.000	0.000	0.000	0.000	0.000	0.000	0.000
N. SpecEd Main Refined ADA	520.069	535.241	545.839	563.500	573.953	580.424	553.171
O.1 Early Ed Eco Dis Refined ADA	7,426.034	7,358.778	7,257.107	7,478.708	7,464.781	7,405.182	7,398.432
O.2 Early Ed Lang Refined ADA	4,909.310	4,915.370	4,872.964	5,053.917	5,063.156	5,035.091	4,974.968
P. Preg Related Serv FTE	4.53	4.18	4.69	5.27	5.98	6.33	5.16
Q.1 Career & Technical Ed FTE - Tier 1	7.20	8.63	8.47	9.18	9.18	9.01	8.61
Q.2 Career & Technical Ed FTE - Tier 2	1,071.52	1,061.99	1,040.62	1,070.60	1,057.53	1,035.89	1,056.36
Q.3 Career & Technical Ed FTE - Tier 3	1,094.57	1,060.43	1,038.09	1,027.46	1,003.10	995.96	1,036.60
R. Special Education FTE	803.48	824.89	835.27	864.47	878.97	890.42	849.59
S. Regular Program Ref ADA	25,255.494	25,082.280	24,627.449	25,114.309	24,963.536	24,688.016	24,955.180
T. Total Refined ADA	28,232.276	28,038.222	27,549.910	28,086.020	27,912.319	27,619.310	27,906.344
U. Percent in Attendance	93.7%	91.9%	90.8%	92.9%	92.6%	91.9%	92.3%

NOTE: Detail may not add to totals due to rounding.

NOTE 2: This report has been expanded to include attendance fields that were implemented for remote learning. In addition to a combined All Methods page, this report has separate pages for each remote learning instructional method for all rows, excluding Days Taught, Days Membership, Total Days Absent, Total Days Present, Total Ineligible Days, and Percent in Attendance.

TSDS PEIMS SUPERINTENDENT'S SUMMARY REPORT OF STUDENT ATTENDANCE

LEA-level Data | All Methods (Combined)

Campuses: All

2022 - 2023 Summer Collection, Accepted Submission

LEA: 057912 - IRVING ISD

Instruction Method: All Methods (Combined)

Cumulative Totals and Averages through Each Six-week Reporting Period

	Six-week 1	Six-week 2	Six-week 3	Six-week 4	Six-week 5	Six-week 6
A. Days Taught (LEA Maximum)	34	64	93	121	153	187
B. Days Membership	874,625.5	1,699,755.5	2,550,799.0	3,277,111.0	4,242,379.0	5,235,265.5
C. Total Days Absent	54,923.0	122,122.0	200,809.0	252,152.5	323,144.5	403,482.0
D. Total Days Present	819,702.5	1,577,633.5	2,349,990.0	3,024,958.5	3,919,234.5	4,831,783.5
E. Total Ineligible Days	966.5	1,865.5	2,824.5	3,728.5	4,810.5	5,921.5
F. Total Eligible Days	818,736.0	1,575,768.0	2,347,165.5	3,021,230.0	3,914,424.0	4,825,862.0
G.1 BE - Elig Days Bilingual/ESL	271,089.5	526,982.0	789,547.5	1,018,814.5	1,325,951.5	1,639,580.5
G.2 D1 - Elig Days Bil Dual Lang	100,786.0	199,186.0	300,722.5	390,953.0	512,029.0	636,439.5
G.3 D2 (EB) - Elig Days Bil Dual Lang	37,155.0	72,533.0	109,010.5	141,023.5	183,904.5	228,169.5
G.4 D2 (Non-EB) - Elig Days Bil Dual Lang	15,967.5	30,768.0	45,879.0	59,080.0	76,599.5	94,488.0
H.1 Early Ed Eco Dis Elig Days	215,355.0	414,042.0	617,241.0	796,730.0	1,035,603.0	1,279,974.0
H.2 Early Ed Lang Elig Days	142,370.0	275,085.0	411,528.0	532,822.0	694,843.0	861,001.0
I. Elig Days Res Fac	0.0	0.0	0.0	0.0	0.0	0.0
J. Elig Days Preg Rel Serv	447.0	831.0	1,278.0	1,709.0	2,361.0	3,073.0
K. Elig Days SpecEd Main	15,082.0	29,533.5	44,817.0	58,341.0	76,707.5	95,861.5
L.1 BE - Bil/ESL Refined ADA	9,347.914	9,412.707	9,400.918	9,438.886	9,470.715	9,476.247
L.2 D1 - Bil Dual Lang Refined ADA	3,475.379	3,559.912	3,582.042	3,626.433	3,657.872	3,676.562
L.3 D2 (EB) - Bil Dual Lang Refined ADA	1,281.207	1,295.752	1,298.090	1,307.036	1,313.635	1,318.257
L.4 D2 (Non-EB) - Bil Dual Lang Refined ADA	550.603	549.385	546.150	547.123	547.195	546.342
M. Res Fac Refined ADA	0.000	0.000	0.000	0.000	0.000	0.000
N. SpecEd Main Refined ADA	520.069	527.655	533.716	541.162	547.720	553.171
O.1 Early Ed Eco Dis Refined ADA	7,426.034	7,392.406	7,347.307	7,380.157	7,397.082	7,398.432
O.2 Early Ed Lang Refined ADA	4,909.310	4,912.340	4,899.215	4,937.891	4,962.944	4,974.968
P. Preg Related Serv FTE	4.53	4.35	4.46	4.67	4.93	5.16
Q.1 Career & Technical Ed FTE - Tier 1	7.20	7.91	8.10	8.37	8.53	8.61
Q.2 Career & Technical Ed FTE - Tier 2	1,071.52	1,066.76	1,058.05	1,061.19	1,060.45	1,056.36
Q.3 Career & Technical Ed FTE - Tier 3	1,094.57	1,077.50	1,064.37	1,055.14	1,044.73	1,036.60
R. Special Education FTE	803.48	814.19	821.22	832.03	841.42	849.59
S. Regular Program Ref ADA	25,255.494	25,168.887	24,988.408	25,019.883	25,008.613	24,955.180
T. Total Refined ADA	28,232.276	28,135.250	27,940.135	27,976.607	27,963.750	27,906.344
U. Percent in Attendance	93.7%	92.8%	92.1%	92.3%	92.4%	92.3%

NOTE: Detail may not add to totals due to rounding.

NOTE 2: This report has been expanded to include attendance fields that were implemented for remote learning. In addition to a combined All Methods page, this report has separate pages for each remote learning instructional method for all rows, excluding Days Taught, Days Membership, Total Days Absent, Total Days Present, Total Ineligible Days, and Percent in Attendance.

Attendance Percentages by Date

(Should match PEIMS data)

Date Range

2024-04-08 - 2024-04-08

Building	Building Name	Grade - Membership Totals	Membership Total	Absence Totals	Present%
2	Irving High School	09	785	293	62.68%
		10	632	202	68.04%
		11	537	148	72.44%
		12	539.5	137	74.61%
2 - Total			2493.5	780	68.72%
3	MacArthur High School	09	810	326	59.75%
		10	670	242	63.88%
		11	538	217	59.67%
		12	583	273	53.17%
3 - Total			2601	1,058	59.32%
4	Nimitz High School	09	648	232	64.20%
		10	646	231	64.24%
		11	517	178	65.57%
		12	523	180	65.58%
4 - Total			2334	821	64.82%
5	Cardwell Career Prep Ct	09	53	22	58.49%
		10	65	27	58.46%
		11	52	17	67.31%
		12	100	25	75.00%
5 - Total			270	91	66.30%
6	Singley Academy	09	452	88	80.53%
		10	413	77	81.36%
		11	387	77	80.10%
		12	334.5	74	77.88%
6 - Total			1586.5	316	80.08%
7	JJAEP	09	6	0	100.00%
		10	1	0	100.00%
		11	1	0	100.00%
		12	1	0	100.00%
7 - Total			9	0	100.00%
41	Bowie Middle School	06	260	81	68.85%
		07	272	118	56.62%
		08	265	103	61.13%
41 - Total			797	302	62.11%
42	Crockett Middle School	06	262	97	62.98%
		07	279	114	59.14%
		08	288	124	56.94%

176

1

Apr 12, 2024

1:56:04 PM

Attendance Percentages by Date

(Should match PEIMS data)

Date Range

2024-04-08 - 2024-04-08

Building	Building Name	Grade - Membership Totals	Membership Total	Absence Totals	Present%
42 - Total			829	335	59.59%
43	Travis Middle School	06	343	118	65.60%
		07	296	81	72.64%
		08	328	121	63.11%
43 - Total			967	320	66.91%
44	Lamar Middle School	06	221	86	61.09%
		07	230	89	61.30%
		08	231	80	65.37%
44 - Total			682	255	62.61%
45	Austin Middle School	06	255	94	63.14%
		07	254	102	59.84%
		08	273	107	60.81%
45 - Total			782	303	61.25%
46	Houston Middle School	06	252	56	77.78%
		07	263	78	70.34%
		08	268	91	66.04%
46 - Total			783	225	71.26%
48	De Zavala Middle School	06	292	106	63.70%
		07	299	73	75.59%
		08	277	98	64.62%
48 - Total			868	277	68.09%
50	Johnson Middle School	06	278	76	72.66%
		07	250	80	68.00%
		08	286	87	69.58%
50 - Total			814	243	70.15%
101	Barton Elementary	01	130	63	51.54%
		02	149	47	68.46%
		03	140	48	65.71%
		04	111	40	63.96%
		05	121	56	53.72%
		KG	141	43	69.50%
		PK	36	12	66.67%
101 - Total			828	309	62.68%
102	Brown Elementary	01	111	39	64.86%
		02	99	30	69.70%
		03	101	40	60.40%
		04	98	33	66.33%

Attendance Percentages by Date

(Should match PEIMS data)

Date Range

2024-04-08 - 2024-04-08

Building	Building Name	Grade - Membership Totals	Membership Total	Absence Totals	Present%
102	Brown Elementary	05	118	41	65.25%
		KG	107	45	57.94%
		PK	31	8.5	72.58%
102 - Total			665	236.5	64.44%
103	Britain Elementary	01	95	34	64.21%
		02	98	33	66.33%
		03	84	30	64.29%
		04	94	23	75.53%
		05	84	23	72.62%
		EE	2.5	0.5	80.00%
		KG	102	33	67.65%
		P3	0.5	0	100.00%
		PK	43.5	12.5	71.26%
103 - Total			603.5	189	68.68%
105	Good Elementary	01	121	36	70.25%
		02	112	41	63.39%
		03	115	42	63.48%
		04	97	28	71.13%
		05	110	36	67.27%
		KG	121	37	69.42%
		PK	41.5	15.5	62.65%
		105 - Total			717.5
106	John Haley Elementary	01	104	42	59.62%
		02	107	29	72.90%
		03	103	33	67.96%
		04	110	29	73.64%
		05	128	33	74.22%
		KG	88	35	60.23%
		PK	32.5	10	69.23%
		106 - Total			672.5
107	Thomas Haley Elementary	01	121	27	77.69%
		02	132	27	79.55%
		03	129	33	74.42%
		04	110	34	69.09%
		05	103	28	72.82%
		KG	123	29	76.42%
		PK	38	9	76.32%

178

3

Apr 12, 2024

1:56:04 PM

Attendance Percentages by Date

(Should match PEIMS data)

Date Range

2024-04-08 - 2024-04-08

Building	Building Name	Grade - Membership Totals	Membership Total	Absence Totals	Present%
107 - Total			756	187	75.26%
108	Johnston Elementary	01	104	27	74.04%
		02	120	37	69.17%
		03	123	37	69.92%
		04	113	30	73.45%
		05	115	34	70.43%
		KG	113	41	63.72%
		PK	32.5	12	63.08%
108 - Total			720.5	218	69.74%
109	Keyes Elementary	01	104	43	58.65%
		02	96	41	57.29%
		03	133	51	61.65%
		04	104	42	59.62%
		05	96	33	65.62%
		KG	115	45	60.87%
		PK	30.5	7	77.05%
109 - Total			678.5	262	61.39%
111	Lee Elementary	01	90	20	77.78%
		02	105	31	70.48%
		03	115	27	76.52%
		04	112	18	83.93%
		05	75	14	81.33%
		KG	97	24	75.26%
		PK	27.5	8.5	69.09%
111 - Total			621.5	142.5	77.07%
112	Lively Elementary	01	131	44	66.41%
		02	118	44	62.71%
		03	122	36	70.49%
		04	121	41	66.12%
		05	113	31	72.57%
		KG	114	39	65.79%
		PK	36.5	15.5	57.53%
112 - Total			755.5	250.5	66.84%
113	Farine Elementary	01	146	48	67.12%
		02	143	32	77.62%
		03	140	48	65.71%
		04	146	39	73.29%

179

4

Apr 12, 2024

1:56:04 PM

Attendance Percentages by Date

(Should match PEIMS data)

Date Range

2024-04-08 - 2024-04-08

Building	Building Name	Grade - Membership Totals	Membership Total	Absence Totals	Present%
113	Farine Elementary	05	132	31	76.52%
		KG	141	57	59.57%
		PK	20.5	6	70.73%
113 - Total			868.5	261	69.95%
114	Schulze Elementary	01	86	24	72.09%
		02	101	31	69.31%
		03	92	28	69.57%
		04	99	28	71.72%
		05	87	28	67.82%
		KG	79	19	75.95%
		PK	33	10	69.70%
114 - Total			577	168	70.88%
116	Brandenburg Elementary	01	142	47	66.90%
		02	172	50	70.93%
		03	143	43	69.93%
		04	146	42	71.23%
		05	133	40	69.92%
		KG	130	48	63.08%
		PK	43	13.5	68.60%
116 - Total			909	283.5	68.81%
118	Elliott Elementary	01	74	21	71.62%
		02	81	25	69.14%
		03	84	26	69.05%
		04	74	21	71.62%
		05	75	21	72.00%
		KG	68	27	60.29%
		PK	30.5	8.5	72.13%
118 - Total			486.5	149.5	69.27%
119	Hanes Elementary	01	112	23	79.46%
		02	101	21	79.21%
		03	111	31	72.07%
		04	111	24	78.38%
		05	118	31	73.73%
		KG	97	20	79.38%
		PK	40	8.5	78.75%
119 - Total			690	158.5	77.03%
120	Townley Elementary	01	88	34	61.36%

Attendance Percentages by Date

(Should match PEIMS data)

Date Range

2024-04-08 - 2024-04-08

Building	Building Name	Grade - Membership Totals	Membership Total	Absence Totals	Present%
120	Townley Elementary	02	103	28	72.82%
		03	99	27	72.73%
		04	113	35	69.03%
		05	90	27	70.00%
		KG	95	28	70.53%
		PK	38	11	71.05%
120 - Total			626	190	69.65%
121	Davis Elementary	01	146	43	70.55%
		02	110	31	71.82%
		03	121	33	72.73%
		04	122	20	83.61%
		05	114	25	78.07%
		KG	121	30	75.21%
		PK	43	11	74.42%
121 - Total			777	193	75.16%
122	Gilbert Elementary	01	118	22	81.36%
		02	114	27	76.32%
		03	121	21	82.64%
		04	104	14	86.54%
		05	88	29	67.05%
		KG	112	29	74.11%
		PK	37	6	83.78%
122 - Total			694	148	78.67%
123	Townsell Elementary	01	141	40	71.63%
		02	136	28	79.41%
		03	113	39	65.49%
		04	134	33	75.37%
		05	136	40	70.59%
		KG	123	36	70.73%
		PK	44	15.5	64.77%
123 - Total			827	231.5	72.01%
124	Stipes Elementary	01	83	22	73.49%
		02	100	17	83.00%
		03	96	25	73.96%
		04	102	22	78.43%
		05	92	28	69.57%
		KG	88	24	72.73%

Attendance Percentages by Date

(Should match PEIMS data)

Date Range

2024-04-08 - 2024-04-08

Building	Building Name	Grade - Membership Totals	Membership Total	Absence Totals	Present%
124	Stipes Elementary	PK	24	5.5	77.08%
124 - Total			585	143.5	75.47%
161	Clifton EC School	EE	19.5	5.5	71.79%
		P3	136.5	45	67.03%
		PK	71.5	22	69.23%
161 - Total			227.5	72.5	68.13%
162	Pierce EC School	EE	27.5	7.5	72.73%
		P3	80	17	78.75%
		PK	44	9.5	78.41%
162 - Total			151.5	34	77.56%
163	Kinkeade EC School	EE	34.5	7.5	78.26%
		P3	85.5	31	63.74%
		PK	56	15	73.21%
163 - Total			176	53.5	69.60%
Overall - Total			30429.5	9,653.5	68.28%

CONSENT AGENDA ITEM

May 13, 2024

TOPIC: Consider Approval of a Request for Expedited Waiver Regarding the Compensatory Education for Home Instruction (CEHI) Program

SUBMITTED BY: Sofia Lopez, Director of At-Risk & Responsive Services

BACKGROUND: Compensatory Education Homebound Instruction is the mandatory support service component districts offer in a Pregnancy Related (PRS) Program. CEHI must consist of face-to-face contact with a certified teacher of the district providing academic services to the student. The On-Campus Pregnancy Related Services waiver allows pregnancy related services and CEHI to be offered on-campus for eligible students during their prenatal, postpartum, and extended postpartum recovery periods. Without the waiver the services must only be provided in the home or at the hospital bedside. The waiver would grant Irving ISD permission to provide on-campus CEHI to students in the Teenage Pregnant and Parenting Students (TAPPS) Program at the Barbara Cardwell Preparatory Center.

ADMINISTRATIVE RECOMMENDATION: Administration recommends approval for submitting a 3-year Compensatory Education Homebound Instruction waiver application through TEA.

RECOMMENDED BOARD MOTION: I move the Board approve the request for a 3-year Compensatory Education Homebound Instruction waiver.

Compensatory Education Home Instruction (CEHI)

CEHI is the mandatory support service component districts offer in a Pregnancy Related Services (PRS) program. CEHI provides academic services to the student at home or the hospital bedside when a valid medical necessity for confinement during the pregnancy or postpartum period prevents the student from attending classes on a district campus. CEHI must consist of face-to-face contact with a certified teacher of the district providing academic services to the student. The On-Campus Pregnancy Related Services Compensatory Education Home Instruction Waiver is a waiver of the Texas Administration Code (TAC) Section 129.1025, Student Attendance Accounting Handbook, Section IX. The On-Campus Pregnancy Related Services Waiver allows pregnancy related services and CEHI to be offered on campus for eligible students during their prenatal, postpartum, and extended postpartum recovery periods. Without the waiver, the services must only be provided in the home or at the hospital bedside.

The waiver requests permission for Irving Independent School District to provide on-campus CEHI to students in the Teenage Pregnant and Parenting Students (TAPPS) Program at the Barbara Cardwell Career Preparatory Center campus. The number of students participating in the TAPPS Program requires a greater amount of services than what one home instructor can provide. During the school year 2022-2023, 66 girls became pregnant and were serviced by Irving ISD CEHI.

Each student will attend 2 instructional periods of 2 hours each, totaling 4 hours each week for the duration of the maternity leave period of 6 weeks. Students will be transported from home to school and back home by school buses. Students have the option of bringing their infants to CEHI while they are receiving academic instruction. Appropriate accommodations will be made for infants during instruction. Students will receive instruction in a classroom located in a section of the building away from the main hallways. No other students will be permitted in the classroom except students receiving CEHI instruction. Students

will receive eye-to-eye instruction during class time, but the infant will always be under the care of their mothers.

Without the CEHI waiver, students would be less likely to complete high school, thereby negatively impacting the district's and the school's commitment to success for all students. In fact, the graduation rate for teen parents nationwide is 50%; however, the graduation rate for Irving students served through our TAPPS Program for the 2022-2023 school year is 90%.

Conditions for the waiver are as follows:

- Transportation must be provided as needed
- Students must be served at home if medically indicated
- The intent of eye-to-eye individual instruction must be maintained
- The student to teacher ratio for on-campus CEHI instruction shall not exceed a 4:1 ratio
- Students who were previously working on self-paced computer programs must be provided individual teacher instruction in addition to the computer lessons during the CEHI portion of PRS
- Doctor notes and releases to allow prenatal, postpartum, and extended postpartum students to return to school for CEHI must be obtained as prescribed in Chapter 9.12 of the Student Attendance Handbook
- The district is expected to evaluate the effects of this waiver in a report to their district board of trustees

CONSENT AGENDA ITEM
5/13/24

TOPIC: Consider Approval of the Board to authorize the following Administrators, Deanna Terrell, and Maritza Villa, to act as Superintendent Alternate for approving staff requests (also referred to as submitting requests to TEA) for access to one or more TEA web applications accessed through the Texas Education Agency Login (TEAL) where this authorization is valid for the calendar year starting May 13, 2024

SUBMITTED BY: Dorian Galindo, Chief of Staff

BACKGROUND: The Superintendent of Schools may delegate authority to approve staff requests for Texas Education Agency Login (TEAL) access to additional staff members with Board approval. The Superintendent requests permission from the Board to designate Deanna Terrell and Maritza Villa to act as Superintendent Alternates for approving staff requests for access to one or more TEA web applications accessed through the Texas Education Agency Login (TEAL). This authorization is valid for the calendar year starting May 13, 2024.

ADMINISTRATIVE RECOMMENDATION: Administration recommends that Deanna Terrell and Maritza Villa be authorized as Alternate Approvers of staff requests for access to Texas Education Agency Login (TEAL).

RECOMMENDED BOARD MOTION: I move that Deanna Terrell and Maritza Villa be authorized as an Alternate Approver of staff requests for access to Texas Education Agency Login (TEAL).

Additional Agenda Sheets Attached: Yes No

CONSENT AGENDA ITEM
May 13, 2024

TOPIC: Consider Approval of Irving Independent School District Regional Day School Program for the Deaf 2023-2024 Carrollton Farmers Branch ISD Shared Services Agreement

SUBMITTED BY: Robin Bayer, Executive Director of Learning Programs and Tiffany Wilson or Megan Gonzalez, Director of Special Education

BACKGROUND: The purpose of this agreement is to continue the cooperative arrangement between Carrollton Farmers Branch Independent School District and Irving ISD. This agreement requires Irving Regional Day School Program for the Deaf to consider serving Deaf and Hard of Hearing students which severely impacts processing linguistic information through hearing even with recommended amplification and which adversely affects educational performance. The services are further subject to recommendation by an Admission Review and Dismissal committee.

ADMINISTRATIVE RECOMMENDATION: Administration recommends approval of the Irving Independent School District Regional Day School Program for the Deaf 2023-2024 Shared Services Agreement with Carrollton Farmers Branch Independent to serve Deaf/Hard of Hearing students as recommended by the Admission Review and Dismissal Committee.

RECOMMENDED BOARD MOTION: I move that the Board approve the 2023-2024 Carrollton Farmers Branch ISD Shared Services Agreement with Irving Regional Day School Program for the Deaf.

Additional Agenda Sheets Attached: X Yes No

**NON-MEMBER SHARED SERVICES AGREEMENT BETWEEN
CARROLLTON-FARMERS BRANCH INDEPENDENT SCHOOL
DISTRICT AND THE IRVING INDEPENDENT SCHOOL DISTRICT FOR
DEAF EDUCATION SERVICES.**

The Irving Independent School District (“IISD”), together with the Irving Regional Day School Program for the Deaf (“IRDSPD”), a SSA, in Dallas County, Texas (“the SSA”), and Carrollton-Farmers Branch Independent School District (“Non-Member Independent School District” or “CFBISD”), hereby enter into this Services Agreement (“the Agreement”) for the provision of agreed upon Deaf and Hard of Hearing (DHH) Services for certain mutually agreed-upon Non-Member Independent School District students who are eligible for DHH Services pursuant to 20 U.S.C. § 1400 *et seq* (“the IDEA”) as further defined herein, in order to provide access to the Non-Member Independent School District students to the SSA’s deaf education program as required by the Texas Education Agency (“TEA”) and IRDSPD Guidelines. IRDSPD and Non-Member Independent School District may be referred to jointly herein as the “Parties,” and individually as a “Party.”

WHEREAS IRDSPD is currently providing DHH Services to its Member Districts; and

WHEREAS Non-Member Independent School District seeks DHH Services for certain mutually agreed-upon eligible students;

WHEREAS, Non-Member Independent School District has requested DHH Services for such mutually agreed-upon students and the IRDSPD agrees to provide the Services, by means of this Services Agreement; and

WHEREAS, both Parties acknowledge that such services agreement is consistent with the Division of IDEA Coordination, TEA, RDSPD SSA Procedures and will be in their best interests and the interests of the public to cooperate in the provision of DHH services as set forth in this Agreement;

NOW THEREFORE, the Parties, for and in consideration of the covenants and agreements herein set forth, to be kept and performed by them respectively, have agreed to and do hereby agree together as follows:

1. Purpose
The Non-Member Independent School District and the Member Districts made a part of the SSA are entering into this Agreement for the purpose of allowing Non-Member Independent School District students an opportunity to access RDSPD SSA DHH education services consistent with the terms of this agreement.

2. General Agreement
The Non-Member Independent School District and SSA hereby agree to cooperate as further set forth in this Agreement in the provision of the Services. The Services consist of those identified in paragraph 5.F of this Agreement. The Parties do not intend by

entering this Agreement, or otherwise, to create a separate or additional legal entity. The IRDSPD will continue to operate under the IRDSPD academic calendar and under the policies and procedures of IRDSPD.

3. SSA Responsibilities

The IRDSPD shall utilize best efforts to provide DHH education services to mutually agreed-upon eligible students enrolled in a Non-Member Independent School District as set forth in paragraph 5.F.

4. Fiscal Agency and CFBISD's Understanding of Prior IRDSPD Shared Service Agreements

- A. IISD, an accredited Texas public school district, serves as the Fiscal Agent (the "Fiscal Agent") for the IRDSPD.
- B. CFBISD fully understands and acknowledges that IRDSPD and IISD have entered into previous shared service agreements with other local school districts. Further, CFBISD understands that CFBISD shall not retain any rights or responsibilities under any of those previously executed shared service agreements, whether or not those agreements remain valid.
- C. The Fiscal Agent is responsible for applying for, receiving, collecting, expending, and distributing all funds, regardless of source, in accordance with budget adopted by the IRDSPD. The Fiscal Agent shall provide accounting services, reports, and shall perform any other responsibilities required by IRDSPD policies.
- D. The Fiscal Agent will account for salaries and expenses of IRDSPD personnel, IRDSPD operating expenses, IDEA Part B funds, IDEA Part C funds, State Deaf Funds, and any other funding received for the purposes of furthering this program. The Fiscal Agent will maintain personnel records and payroll systems for all IRDSPD personnel who are its employees.
- E. The Fiscal Agent will prepare and submit any reports or applications required by federal or state law or IRDSPD policy. IRDSPD will assume responsibility for reporting eligible students and will be accountable for results related to federal and state accountability measures.
- F. The Fiscal Agent may negotiate contracts with outside services providers for special education and related services for students with disabilities in accordance with law and Fiscal Agent policies.
- G. The Fiscal Agent shall maintain public records for purposes of the Texas Public Information Act and the Local Government Records Act.

5. Non-Member Independent School District Responsibilities

- A. The Non-Member Independent School District agrees to remit any undisputed funds assessed by the IRDSPD policies or other legal requirements in accordance with Exhibit A, attached hereto and incorporated herein, within forty-five (45) calendar days of receiving an itemized written statement from the Fiscal Agent. The costs in Exhibit A will be pro-rated for the remainder of the 2023-2024 school year.
- B. The Non-Member Independent School District retains sole responsibility for funds, if any, related to the American Recovery and Re-Investment Act of 2009.
- C. The Non-Member Independent School District will be liable for any and all costs associated with its residentially placed students as described in 19 TAC § 89.61.
- D. The Non-Member Independent School District agrees to maintain proper educational records, including eligibility folders, for students served by the IRDSPD. It is further agreed that copies of all student records of any student receiving DHH services from IRDSPD shall be provided to the IRDSPD prior to the initiation of IRDSPD services. In the event, records submitted are deemed unsatisfactory by IRDSPD, or do not reflect IDEA compliance, non-member services may be rejected. The IRDSPD's ability to serve the students will require the sharing of records. For this reason, the Non-Member Independent School District designates the IRDSPD as a "school official" with a legitimate educational interest in the educational records of students assigned to the IRDSPD. Similarly, IRDSPD designates the Non-Member Independent School District as "school officials" with a legitimate educational interest in the educational records of their respective students. Confidentiality of the records will be maintained in accordance with the Family Educational Rights and Privacy Act ("FERPA") and will only be disclosed and/or discussed as permitted by FERPA.
- E. Non-Member Independent School District are responsible for the education of all students that are DHH who are within that Non-Member Independent School District's boundaries, whether the child is served in the local program, IRDSPD, or other placements. Such responsibility includes the provision of any related services as determined necessary by the ARD Committee. Except as otherwise provided herein, the Non-Member Independent School District, through this Services contract, may retain DHH and other related services in accordance with the weighted formula. The weighted formula will be based on student services as prescribed by the ARD committee. Uncontrollable costs, which exceed budget allotments, will be charged to the Non-Member Independent School District using the weighted formula to determine the Non-Member Independent School District's actual share. The weighted formula contains considerations for instructional minutes per week, travel time to the student, staff-student factor, re-evaluations and communication assessments.
- F. Child Find and the determination of eligibility for DHH services is the sole responsibility of the Non-Member Independent School District. The Non-Member Independent School District will not be allowed to access non-member services

without the submission of the required evaluations for DHH eligibility of its students. The IRDSPD will only provide direct DHH services, consultation DHH services, and reevaluation assessments for communication to the Non-Member Independent School District.

- G. The Non-Member Independent School District agrees to comply with applicable federal and state law and the IRDSPD Administrative Guidelines, including payment for services guidelines and the costs as set out in Exhibit A. Noncompliance, as determined by the IRDSPD, will result in a termination of services, as set forth in the termination clause herein.
- H. Unless transportation is provided by or on behalf of the student's parent/guardian, the Non-Member Independent School District is solely responsible for transportation of its eligible students to each facility at which services are provided, and for related insurance for its vehicles as required herein.
- I. The Non-Member Independent School District is solely responsible for the provision of a Free and Appropriate Public Education (FAPE) to its students.
- J. Legal fees, expenses and other costs incurred due to complaints, grievances or litigation by parents and/or students enrolled in in the IRDSPD, but who are students of the Non-Member Independent School District will be assumed by the Non-Member Independent School District. The Non-Member Independent School District has the right to select their own legal counsel for handling of such complaints, grievances and/or litigation. Non-Member Independent School District and IRDSPD agree to cooperate in good faith in such matters. IRDSPD and IISD have the right to select their own legal counsel as necessary for handling of any complaints, grievance and/or litigation on its behalf. Further, if the IISD and/or IRDSPD incurs legal fees, expenses and other costs regarding a Non-Member Independent School District student, the Non-Member Independent School District, will reimburse the IRDSPD and/or IISD for the fees it has incurred, including without limitation, costs of litigation, attorneys' fees, costs of court (including mediation or arbitration), damages, costs of settlement paid by the IRDSPD or IISD or any other liability of any kind assessed against the IRDSPD or IISD. However, it is agreed that any reimbursement by the Non-Member School District contemplated herein will not exceed \$50,000 (Fifty Thousand Dollars).
- K. If and when applicable, the Non-Member Independent School District will sign documents prepared by SSA and acceptable to the Non-Member School District, and acceptable to the Supervisor for the IRDSPD.
- L. The legal responsibilities stated herein shall survive the expiration of this Agreement.

6. Risk of Loss and Indemnification.

- A. Except as otherwise provided herein, Non-Member Independent School District bears its own risk of loss. "Loss" includes, but is not limited to, damage to or loss

of personal or real property, costs of administrative hearings, litigation expenses, awards of actual damages, court costs, attorneys' fees, and settlement costs.

- B. To the extent permitted under Texas law and without waiving any defenses including governmental immunity, Non-Member Independent School District agrees to be responsible for its own acts of negligence, which may arise in connection with any and all claims for damages, costs and expenses to person or persons and property that may arise out of or be occasioned by this Services Agreement or any of its activities or from any act or omission of any employee or representatives of the parties of this Services Agreement.
- C. TO THE EXTENT PERMITTED UNDER TEXAS LAW AND WITHOUT WAIVING ANY DEFENSES INCLUDING GOVERNMENTAL IMMUNITY, NON-MEMBER INDEPENDENT SCHOOL DISTRICT SHALL INDEMNIFY AND HOLD IRDSPD AND IISD HARMLESS FROM ANY ACTIONS BROUGHT AGAINST IRDSPD OR ANY MEMBER DISTRICT OF IRDSPD FOR ANY REASON RELATED TO THE DHH SERVICES AND/OR THIS SERVICES AGREEMENT.

7. Termination and Term of the Agreement

- A. Termination by Non-Member Independent School District. The Non-Member Charter School may terminate the Agreement by providing sixty (60) days' written notice, to the location specified herein, to IRDSPD.
- B. Termination by IRDSPD. IRDSPD may terminate the contract for any reason at any time with sixty (60) days' written notice, to the location specified herein, of the termination to the Non-Member Independent School District.
- C. Term of the Agreement. This Agreement is valid and enforceable for the 2023-2024 academic year, and may be renewed for subsequent school years upon the mutual written approval of the Parties.

8. Insurance Requirements.

- A. Commercial General Liability. Coverage limits of \$1,000,000.00 for each occurrence and \$2,000,000 General Aggregate.
- B. Automobile Liability. The Non-Member Independent School District will insure its owned or leased vehicles used in the transportation of students with disabilities for the statutory maximum limits of school district liability for motor vehicle accidents. The Non-Member Independent School District acknowledges that the IRDSPD SSA does not provide transportation and does not utilize vehicles for the furtherance of this program or in its role as Fiscal Agent.
- C. Workmen's Compensation. Coverage shall be provided for all liability arising out of the Non-Member Independent School District's employment of its employees and anyone for whom the Non-Member Independent School District shall be liable

for Worker's Compensation claims. Worker's Compensation is required and no "alternative" form of insurance shall be permitted.

D. General Provisions Applicable to Insurance.

1. The required insurance must be written by a company licensed to do business in Texas at the time the policy is issued, and rated no less than B in the most current edition of Best's Rating Manual at all times during the term of this Agreement.
2. It is the intent of the parties to this Agreement that the General Liability coverage required herein shall be primary to and shall seek no contribution from all insurance available to the SSA, with the SSA's insurance being excess, secondary, and non-contributing. If the SSA, IRDSPD, or IISD has other insurance which is applicable to the loss, such other insurance shall be on an excess or contingent basis.
3. The Non-Member Independent School District shall have its insurance carrier(s) furnish to the SSA insurance certificates in form satisfactory to SSA specifying the types and amounts of coverage in effect, the expiration dates of each policy, a statement that no insurance will be canceled while the Services Agreement is in effect without thirty (30) calendar days prior written notice to SSA.

9. Notices and Miscellaneous

- A. Notice and Addresses. All notices required hereunder must be given by certified mail or registered mail, addressed to the proper Party, at the following addresses:

To the SSA:
Irving ISD-Regional Day School Program for the Deaf
Irving Independent School District
2621 W. Airport Freeway Irving, TX 75062
C/O Mahdia Lalee

With a copy to:
Irving ISD-Regional Day School Program for the Deaf
631 Edmondson Dr. Irving, TX 75062
C/O Holly Cates

To CFBISD:
Carrollton-Farmers Branch ISD
Attn: Superintendent of Schools
1445 North Perry Road
Carrollton, TX 75006

Either Party may change the address to which notices are to be sent by giving the other Party notice of the new address in the manner provided in this section. Notices shall be deemed to have been received three (3) days after deposit in the mail.

- B. **Parties Bound.** This Agreement shall be binding upon, and inure to the benefit of, the Parties to this Agreement and their respective heirs, executors, administrators, legal representatives, successors, and assigns.
- C. **Prior Agreement Superseded.** This Agreement constitutes the sole and only Agreement of the Parties regarding their responsibilities to each other concerning the Services and supersedes any prior understandings or written or oral agreements between the Parties respecting the Services. This Agreement in no way modifies or supersedes any document executed by the Parties prior to this Agreement which does not involve the Non-Member Services.
- D. **Amendment.** No amendment, modification, or alteration of the terms of this Agreement shall be binding unless it is in writing, dated subsequent to the date of this Agreement, and duly executed by the Parties to this Agreement.
- E. **Violation of Law.** The Parties shall not violate any federal, state, or local laws, regulations, or ordinances in the performance of this Agreement.
- F. **Definition of Terms.** Unless the context otherwise indicates, all terms used herein which are defined in the Texas Uniform Commercial Code shall have the meaning herein stated.
- G. **Severability.** If any provision of this Agreement proves unlawful or unenforceable by a court having jurisdiction over the Parties or the subject matter, such provision shall be severable from the other provision of this Agreement, and all remaining provisions shall be fully enforceable.
- H. **Governing Law and Place for Performance.** This Agreement shall be governed by the laws of Texas. Venue, in the event of a suit, shall be in the court of appropriate jurisdiction in Dallas County.
- I. **Signature Warranty Clause.** The signatories to this Agreement represent and warrant that they have the authority to execute this agreement on behalf of SSA and the Non-Member District, respectively.
- J. **No Waiver of Immunities.** Nothing in the Agreement shall be construed to waive any immunity from suit or liability enjoyed by SSA, the Non-Member District, their past or present officers, employees, or agents or employees.

- K. Approval by Governing Bodies. This Agreement has been approved by the governing bodies of the IRDSPD and the Non-Member Independent School District Board of Trustees.
- L. Payment from Current Revenues. Each Party paying for the performance of governmental functions or services must make those payments from current revenues available to the paying Party.
- M. Assignment. Neither Party may assign their interests in this Agreement except upon receiving the written consent of the other Party.
- N. Legal Citations. Citations of and references to any specific federal or state statute or administrative regulation in this Agreement includes any amendment to or successor of that statute or regulation.
- O. Equally Drafted. This Agreement shall be deemed drafted equally by all Parties hereto. The language of all parts of this Agreement shall be construed according to its fair meaning, and any presumption or principle that the language herein is to be construed against any Party shall not apply. Headings in this Agreement are for the convenience of the Parties and are not intended to be used in construing this Agreement.

CARROLLTON FARMERS BRANCH INDEPENDENT SCHOOL DISTRICT

Dr. Wendy Eldredge, Superintendent Dr. W. Eldredge

Date of approval: April 10, 2024

IRVING INDEPENDENT SCHOOL DISTRICT

Magda Hernandez, Superintendent _____

Randy Randle, President Board of Trustees _____

A.D. Jenkins, Secretary Board of Trustees _____

Date of approval: _____

EXHIBIT A
IRVING REGIONAL DAY SCHOOL PROGRAM FOR THE DEAF

Cost Analysis	
Cost per student to be taught at IISD)	\$6,990
Cost of RDSPD Staff	\$1,350,000
Cost of travel (average)	\$10,000
Cost of equipment (average)	\$30,000
Cost of Audiologist/ENT	\$63,400
Cost of SLP (2.5)	\$150,000
Cost of Diagnostician	\$71,000
Total:	\$1,681,390
State Deaf Grant	520,000
Total amount of students	76
Total cost per student in DEAF ED:	\$14,262
Cost of LIFE Aides per LIFE student	\$3,481
Total for LIFE DEAF ED	17,743

IRVING REGIONAL DAY SCHOOL PROGRAM FOR THE DEAF
TUITION/FEEES

Self-Contained (cluster site) Student per year	\$14,260
LIFE Deaf Education (cluster site) student per year	\$17,700
Itinerant Student per year	\$6,500
ECI services for students age birth-3 years per student	\$6,500
ARD Fees	\$250
Consult (indirect/direct)	\$0
Audiological management (per session/per student)	\$150
Irving ISD Interpreter services (for cluster site students only)	\$35/hour
Agency Interpreter services/Contract interpreter (for cluster site students only)	\$65/hour *as per agency/contract policy- requires a 2-hour minimum, plus travel fees

IRVING REGIONAL DAY SCHOOL PROGRAM FOR THE DEAF

Tuition/Fees

Self-Contained (cluster site) Student per year	\$14,260
LIFE Deaf Education (cluster site) student per year	\$17,700
Itinerant Student per year	\$6,500
ECI services for students age birth-3 years per student	\$6,500
ARD Fees	\$250
Consult (indirect/direct)	\$0
Audiological management (per session/per student)	\$150
Irving ISD Interpreter services (for cluster site students only)	\$35/hour
Agency Interpreter services/Contract interpreter (for cluster site students only)	\$65/hour *as per agency/contract policy- requires a 2-hour minimum, plus travel fees

CONSENT AGENDA ITEM-BIDS
5/13/2024

TOPIC: Consider Approval to Delegate Board Authority to the Superintendent or Her Designee Regarding Actions Required to Solicit, Receive Proposals, and Issue an Award for Request for Quote (RFQ) #24-50-860 the Purchase and Installation of Chromebooks and Optional Repair Service

SUBMITTED BY: Shane Smith, Director of Technical Services

BACKGROUND: Irving ISD Administration is requesting that the Board Delegate Authority to the Superintendent or Her Designee to Proceed with the Procurement and Selection Process, and the eventual Purchase of up to 6,667 Chromebooks and optional Repair Services. Approval of the request will allow the District Purchasing and Technology Departments to Receive Proposals pursuant to RFQ #24-50-860, which was issued on May 1, 2024. Proposals are due on May 17, 2024. This effort will continue the implementation of the 1:1 device initiative for all students.

These devices will be similar to the Chromebooks purchased the past 2 years, including 2-in-1 touch, Quad Core processor, 8 GB DDR4 RAM, and minimum Google Auto Expiration of June 2031. The devices will be delivered to eight (8) locations, to include Central Administration prior to the end of FY 2023 - 2024. The District estimates an expenditure of funds of up to \$3,500,000. All purchases will be made in a manner compliant with Federal and State laws, Board Policy CH (Local) and CH(Legal)-Purchasing and Acquisition.

FUNDING SOURCE: Local and ESSER Funds

COSTS: Estimated \$3,500,000

ADMINISTRATIVE RECOMMENDATION: The Administration Recommends that the Board Delegate Authority to the Superintendent or Her Designee Regarding Actions Required to Solicit, Evaluate, and Award Proposals for the Purchase and Installation of Chromebooks and optional Repair Services.

RECOMMENDED BOARD MOTION: I move the Board to Delegate Authority to the Superintendent or Her Designee Regarding Actions Required to Solicit, Evaluate, and Award Proposals for the Purchase and Installation of Chromebooks and optional Repair Service.

Additional Agenda Sheets Attached: Yes No

AGENDA SHEET

Meeting Date: 5/13/2024


Topic: Consider Approval to Delegate Board Authority to the Superintendent or Her Designee Regarding Actions Required to Solicit, Receive Proposals, and Issue an Award for Request for Quote (RFQ) #24-50-860 the Purchase and Installation of Chromebooks and Optional Repair Service

Recommended Vendor(s)	To Be Determined through Competitive Procurement
Contract Type (e.g. Co-op, RFP)	Request for Quote from Approved Purchasing Cooperatives
Contract Term or One Time Purchase	One Time Purchase
Sole Source Vendor & Documentation	N/A
Vendor is at least 51% woman or minority business	<input type="checkbox"/> Yes <input checked="" type="checkbox"/> No

TO THE BEST OF MY KNOWLEDGE, THE RECOMMENDED VENDOR(S) PROVIDES THE BEST VALUE FOR THE DESCRIBED GOODS OR SERVICES. I FURTHER CERTIFY THE ADMINISTRATION HAS COMPLETED THE PROCUREMENT PROCEDURES REQUIRED BY APPLICABLE STATE AND FEDERAL STATUTES AND REGULATIONS, BOARD POLICY CH(LOCAL).



 ALVIN MCQUARTERS
 CHIEF OF TECHNOLOGY AND INNOVATION



 JEROME PILGRIM
 DIRECTOR OF PURCHASING

 Randy Randle, President Board of Trustees

 Date: _____

 A.D. Jenkins, Secretary Board of Trustees

 Date: _____

 Magda Hernandez, Superintendent of Schools

 Date: _____

 Wesley L. Nute, General Counsel

 Date: _____

- ATTACHMENTS:**
1. Memo from Shane Smith dated May 3, 2024
 2. Memo from Jerome Pilgrim dated May 6, 2024

PURCHASING AWARD RECOMMENDATION

From: Jerome Pilgrim
Director of Purchasing

To: Board of Trustees
Magda Hernandez, Superintendent of Schools

Date: May 6, 2024


Subject: Consider Approval Requesting that the Board Delegate Authority to the Superintendent or Her Designee Regarding Actions Required to Solicit, Evaluate, and Award Proposals for the Purchase and Installation of Chromebooks and Optional Repair Services

The Purchasing Department concurs with the recommendation from the Technology Department for pre-approval to issue and award solicitations and expend funds for the purchase of Chromebooks and optional repair services to continue the implementation of the 1:1 device initiative for all students.

We are requesting pre-approval for this purchase, which will authorize and enable the administration to issue and award related solicitations through Request for Quotes from Purchasing Cooperatives as quickly as possible. Solicitations, evaluation of proposals and award will be completed as expeditiously as possible to have devices for the start of the 2024-2025 school year.

The projected expenditure for purchase and implementation of equipment is estimated to be \$3,500,000. This includes the purchase of up to 6,667 Chromebooks. The pricing will include device, delivery, and installation.

TO THE BEST OF MY KNOWLEDGE, THE RECOMMENDED VENDOR PROVIDES THE BEST VALUE FOR THE DESCRIBED SERVICES. I FURTHER CERTIFY THE ADMINISTRATION HAS COMPLETED THE PROCUREMENT PROCEDURES REQUIRED BY APPLICABLE STATE AND FEDERAL STATUTES AND REGULATIONS, BOARD POLICY CH (LOCAL).



JEROME PILGRIM
DIRECTOR OF PURCHASING



MEMO

DATE: May 3, 2024

TO: Jerome Pilgrim, Director of Purchasing

FROM: Shane Smith, Director of Technical Services

CC: Alvin McQuarters, Chief of Technology and Innovation

RE: Consider Approval to Delegate Board Authority to the Superintendent or Her Designee Regarding Actions Required to Solicit, Receive Proposals, and Issue an Award for Request for Quote (RFQ) #24-50-860 the Purchase and Installation of Chromebooks and Optional Repair Services

To ensure that we receive student Chromebooks in time for the start of the 2024-25 school year, we request the Board to approve delegate authority for the purchase of Chromebooks and related services (warranty, deployment services, and Google license) at the May Board meeting. The Chromebooks from this purchase will replace iPads that have been previously donated by Verizon Innovative Learning Schools (VILS) at the five high school campuses, Austin Middle School, and Lamar Middle School.

Due to a recent shift in district device needs for the 2024-25 school year, RFQ 24-50-860 will not be completely evaluated and awarded prior to the May Board meeting; therefore, we are requesting delegate authority to not exceed \$3,500,000 in total cost for the purchase of Chromebooks and related services. This estimate, \$3,500,000, is based on approximately 6667 Chromebooks at an estimated cost of \$525 each.

In April, Technical Services received the news that VILS National Demonstration Schools at Austin MS and Lamar MS will end June 30, 2024, and that these two campuses would like to request Chromebooks for students instead of iPads.

The non-renewal of VILS and the resulting request for Austin MS and Lamar MS to move to the middle school device standard of in-classroom Chromebooks changed the number of Chromebooks we need to purchase for the 2024-25 school year. This news also impacted the number of iPads we no longer need to purchase. To be fiscally responsible, we will repurpose the iPads from Austin MS and Lamar MS to PREK students for the 2024-25 school year; we will also repurpose some of the current 9th grade iPads (that will also be replaced with this purchase) to PREK. We no longer

need to purchase iPads for 2024-25 with the ability to repurpose VILS iPads; however, we have an increased Chromebook quantity to fulfill prior to the start of the 2024-25 school year.

**Shane
Smith** Digitally signed
by Shane Smith
Date: 2024.05.06
14:25:42 -05'00'

CONSENT AGENDA ITEM

May 13, 2024

TOPIC: Consider Approval of Modification to the 2024-2025 SY Stipend - ConnectEd Mentors Leads

SUBMITTED BY: Nika Brunk, Human Resources Director of Compensation, HRIS Operations & Strategic Staffing; Fernando Natividad, Chief Financial Officer

BACKGROUND: Currently, the stipend delineated for ConnectEd Mentor Leads references supporting cohorts of mentors for first and second year teachers. Teachers seeking Diagnostician certification are required by their programs to be assigned a mentor to fulfill program requisites. The Administration is seeking approval to modify the current description of the stipend to reflect the ConnectEd Mentor Lead[s] to support teachers seeking their Diagnostician certification, in addition to supporting first and second year teachers.

ADMINISTRATIVE RECOMMENDATION: The Administration recommends approval of the Modification to the 2024-2025 SY Stipend for ConnectEd Mentors Lead. Lastly, it is recommended that the Superintendent or designee may administer and interpret this compensation plan and recommendation accordingly throughout the year until a new compensation plan is adopted again.

RECOMMENDED BOARD MOTION: I move for the approval of the Modification to the 2024-2025 SY Stipend for ConnectEd Mentors Lead. Lastly, it is recommended that the Superintendent or designee may administer and interpret this compensation plan and recommendation accordingly throughout the year until a new compensation plan is adopted again.

Additional Agenda Sheets Attached: Yes No

CONSENT AGENDA ITEM
May 13, 2024

TOPIC: Consider Approval of Modification to the 2024-2025 SY Temporary Campus Support [TCS] & Interim Rates

SUBMITTED BY: Nika Brunk, Human Resources Director of Compensation, HRIS Operations & Strategic Staffing; Fernando Natividad, Chief Financial Officer

BACKGROUND: On April 23, 2024, the US Department of Labor [DOL] posted final regulations on the DOL website, updating the salary threshold for exemption status under the Fair Labor Standards Act [FLSA]. The new rules take effect July 1, 2024. Impacted positions of the District include our teaching assignments for Temporary Campus Support and Interim positions. The table below depicts the necessary changes for the District to remain in compliance with the new rule.

Pay Type	Current Pay Rate	New Pay Rate	Difference
Temporary Campus Support I [TCS I]	\$200	\$235	\$35
Temporary Campus Support II [TCS II]	\$210	\$245	\$35
Interim I	\$290	\$325	\$35
Interim II	\$306	\$341	\$35

ADMINISTRATIVE RECOMMENDATION: The Administration recommends approval of the Modification to the 2024-2025 SY Temporary Campus Support [TCS] & Interim Rates. Lastly, it is recommended that the Superintendent or designee may administer and interpret this compensation plan and recommendation accordingly throughout the year until a new compensation plan is adopted again.

RECOMMENDED BOARD MOTION: I move for the approval of the Modification to the 2024-2025 SY Temporary Campus Support [TCS] & Interim Rates. Lastly, it is recommended that the Superintendent or designee may administer and interpret this compensation plan and recommendation accordingly throughout the year until a new compensation plan is adopted again.

Additional Agenda Sheets Attached: Yes No

ACTION ITEM
May 13, 2024

TOPIC: Consider and Take Possible Action to Approve the Recommendation to Terminate Probationary Contract Employees at the End of the Contract Period

SUBMITTED BY: Katie Gilleland, Senior Executive Director of Human Resources & Employee Services, Dr. Lisa Hill, Director of Human Resources, Jorge Acosta, Director of Human Resources.

BACKGROUND: The Administration recommends that the Board approves the termination of Chapter 21 probationary contracts of employment at the end of the 2023-2024 contract term based on the best interest of the District.

ADMINISTRATIVE RECOMMENDATION: The Administration recommends the termination of Chapter 21 probationary contracts at the end of the 2023-2024 contract term based on the best interest of the District.

RECOMMENDED BOARD MOTION: I move that the Board approves the termination of the Chapter 21 probationary contracts based on the best interest of the District, per the attached list, and discussed in closed meeting.

Additional Agenda Sheets Attached: Yes No

Exhibit will be provided under separate cover.

MAY 2024 REPORT FROM DIVISION OF BUSINESS SERVICES

TAX OFFICE

Total Tax Collections for April 2024 are 711,224.72

	APRIL 2024	YEAR TO DATE
Current Year	\$ 835,520	\$ 197,609,127
Delinquent	\$ (347,014)	\$ (2,821,544)
Penalty & Interest	\$ 222,587	\$ 1,200,753
Other	\$ 132	\$ 1,085
Total	<u>\$ 711,225</u>	<u>\$ 195,989,420</u>

BUSINESS SERVICES

Payroll for April 2024 was paid as follows:

	GROSS PAY	BENEFITS	TOTAL
Local Maintenance	\$ 18,819,412	\$ 3,715,176	\$ 22,534,588
Special Revenue	\$ 2,599,440	\$ 509,617	\$ 3,109,057
Total	<u>\$ 21,418,852</u>	<u>\$ 4,224,793</u>	<u>\$ 25,643,646</u>

INVESTMENT EARNINGS REPORT

	MARCH 2024	YEAR TO DATE
Local Maintenance	\$ 897,345	\$ 4,574,789
Federal Programs	\$ 139,641	\$ 959,556
Interest & Sinking	\$ 15,498	\$ 106,222
Capital Projects	\$ 1,666,213	\$ 11,449,561
Internal Service	\$ 10,514	\$ 72,249
Total All Funds	<u>\$ 2,729,211</u>	<u>\$ 17,162,377</u>

MEMO

TO: Fernando Natividad, Chief Financial Officer

FROM: Cher Elzy, Director Tax Operations

SUBJECT: Monthly Tax Report

DATE: May 13, 2024

Attached for your consideration is the collection activity for the month of April 2024.

Our monthly collections for April reflect \$(347,014) in delinquent collections and \$835,520 in current collections and \$222,587 in penalty and interest. Adjustments made \$(4,603,320) in changes to delinquent tax years and \$4,938,799 in changes made to current year. Our current year (2023) reflects a beginning roll of \$197,855,687. Total ending receivable balance for all years is \$11,064,289 for the month of April 2024.

IRVING ISD (1000) 04

**IRVING INDEPENDENT SCHOOL DISTRICT
APRIL 2024
TAX COLLECTION REPORT**

IISD:

	M-T-D <u>FY 2022-2023</u>	M-T-D <u>FY 2023-2024</u>	Y-T-D <u>FY 2022-2023</u>	Y-T-D <u>FY 2023-2024</u>
Current Year	1,156,043.87	835,519.96	214,012,237.46	197,609,126.91
Delinquent	(111,842.34)	(347,014.21)	39,059.48	(2,821,544.22)
Penalty & Interest	271,417.66	222,587.32	1,419,534.50	1,200,752.95
Other	755.94	131.65	1,871.85	1,084.64
Sub-Total	1,316,375.13	711,224.72	215,472,703.29	195,989,420.28

Revenue year-to-date
compared to prior fiscal year (19 483 283 01)

OTHER COLLECTIONS:

Research Fees	0.00	56.17
Attorney Fees	111,973.89	479,594.42
Court Costs	0.00	0.00
Rendition Penalty	706.88	13,055.87
<u>REFUNDS:</u>	(609.98)	31,010.31
Total Collections	823,295.51	196,513,137.05


ACTIVITY SUMMARY:

	<u>FY 2022-2023</u>	<u>FY 2023-2024</u>
Collection Percentage Current Year Compared to Prior Year	97.66%	97.44%


RECEIVABLES YEAR-TO-DATE SUMMARY


	Current Year	Prior Years	Total Tax Receivables
Beginning Balance	197,855,686.91	7,660,706.52	205,516,393.43
Adjustments	4,938,798.52	(4,603,320.31)	335,478.21
Levy Paid	197,609,126.91	(2,821,544.22)	194,787,582.69
<u>Ending Balance</u>	5,185,358.52	5,878,930.43	11,064,288.95

I hereby certify the above report of tax collections to be true and accurate accounting of the revenues collected for as of the above report date according to and to the extent of the records of my office.


 Cheryl Ezy, Tax Assessor/Collector BVA

Signed and sworn before me this 2nd day of May, 2024




 Notary Public, State of Texas

2023-2024 INVESTMENT INTEREST EARNINGS

FUNDS

	SEP 2023	OCT 2023	NOV 2023	QUARTERLY TOTAL
LOCAL MAINTENANCE	\$462,493	\$467,416	\$397,523	\$1,327,432
FEDERAL PROGRAMS	133,163	139,084	135,985	408,232
INTEREST & SINKING	14,738	15,373	15,028	45,139
CAPITAL PROJECTS	1,588,924	1,659,568	1,622,593	4,871,085
INTERNAL SERVICE	10,026	10,472	10,239	30,737
TOTAL ALL FUNDS	\$2,209,346	\$2,291,912	\$2,181,367	\$6,682,626

% CHANGE FROM PRIOR MONTH/QUARTER 1302.25% 3.74% -4.82% 1398.12%

	DEC 2023	JAN 2024	FEB 2024	QUARTERLY TOTAL
GENERAL OPERATING	\$544,048	\$808,954	\$997,009	\$2,350,012
FEDERAL PROGRAMS	140,894	140,283	130,506	411,683
INTEREST & SINKING	15,580	15,529	14,475	45,584
CAPITAL PROJECTS	1,681,169	1,673,878	1,557,215	4,912,263
INTERNAL SERVICE	10,609	10,562	9,826	30,997
TOTAL ALL FUNDS	\$2,392,300	\$2,649,207	\$2,709,032	\$7,750,539

% CHANGE FROM PRIOR MONTH/QUARTER 9.67% 10.74% 2.26% 15.98%

	MAR 2024	APR 2024	MAY 2024	QUARTERLY TOTAL
GENERAL OPERATING	\$897,345			\$897,345
FEDERAL PROGRAMS	139,641			139,641
INTEREST & SINKING	15,498			15,498
CAPITAL PROJECTS	1,666,213			1,666,213
INTERNAL SERVICE	10,514			10,514
TOTAL ALL FUNDS	\$2,729,212	\$0	\$0	\$2,729,212

% CHANGE FROM PRIOR MONTH/QUARTER 0.74% -100.00% #DIV/0!

	JUN 2024	JUL 2024	AUG 2024	QUARTERLY TOTAL
GENERAL OPERATING				\$0
FEDERAL PROGRAMS				0
INTEREST & SINKING				0
CAPITAL PROJECTS				0
INTERNAL SERVICE				0
TOTAL ALL FUNDS	\$0	\$0	\$0	\$0

% CHANGE FROM PRIOR MONTH/QUARTER #DIV/0! #DIV/0! #DIV/0!

	YEAR TO DATE TOTAL
ALL FUNDS	\$4,574,789
GENERAL OPERATING	959,556
FEDERAL PROGRAMS	106,222
INTEREST & SINKING	11,449,561
CAPITAL PROJECTS	72,249
INTERNAL SERVICE	
GRAND TOTAL ALL FUNDS	\$17,162,377

	SEP 2022-MAR 2023	2022-2023		SEP 2021-MAR 2022	2021-2022	
		AMOUNT CHANGE	PERCENTAGE CHANGE		AMOUNT CHANGE	PERCENTAGE CHANGE
ALL FUNDS						
GENERAL OPERATING	\$2,943,156	\$1,631,632	55.44%	\$174,697	\$4,400,091	2518.69%
FEDERAL PROGRAMS	663,530	296,026	44.61%	10,860	\$948,696	8735.33%
INTEREST & SINKING	210,510	(104,288)	-49.54%	3,274	\$102,948	3144.62%
CAPITAL PROJECTS	-	-	-	-	-	-
INTERNAL SERVICE	49,960	22,289	44.61%	1,247	\$71,002	5693.35%
GRAND TOTAL ALL FUNDS	\$3,867,156	\$1,845,660	47.73%	\$190,079	\$5,522,737	2905.50%

		INCREASE/ (DECREASE) FROM PRIOR YEAR	CD AVERAGE INTEREST YIELD	LGIP AVERAGE INTEREST YIELD	AGENCY AVERAGE INTEREST YIELD	TOTAL AVERAGE INTEREST YIELD
TOTAL PORTFOLIO AS OF MARCH						
2024	589,115,547	357,813,048	---	---	---	---
2023	231,302,499	30,480,657	---	---	---	---
2022	200,821,842	0,260,5	---	---	---	---
2021	211,081,993	50,242,213	---	---	---	---
2020	160,839,780	50,584,06	---	---	---	---
2019	211,423,796	16,147,499	---	---	---	---
2018	195,276,297	9,629,131	---	---	---	---
2017	185,647,166	5,202,342	---	---	---	---
2016	190,849,508	6,457,092	---	---	---	---
2015	184,392,416	184,392,416	---	---	---	---

Irving Independent School District


Investment Report

For The Quarter and Fiscal Year Ended February 29, 2024

This report summarizes the investment position of Irving Independent School District for the quarter and fiscal year ended February 29, 2024.

	2/29/2024	11/30/2023	2/28/2023
Book Value	612,533,783	505,985,784	262,499,085
Market Value	612,424,776	505,635,761	261,960,342
Par Value	612,533,783	505,985,784	262,499,085
Change in Market Value	422,081	(313,074)	663,096
Portfolio Yield-to-Maturity @ Cost	5.466	5.457	3.8440
Portfolio Weighted Average Maturity (WAM)	6.55	12.72	22.58
Yield-to-Maturity of 6 Month CD	5.277	5.570	5.250
Yield-to-Maturity of 6 Month Treasury Bill	5.246	5.399	5.147
Yield-to-Maturity of 1 Year Treasury Bill	4.762	5.117	5.01
Yield-to-Maturity of 2 Year Treasury Bill	4.25	4.68	4.819
Yield-to-Maturity of 3 Year Treasury Bill	4.009	4.442	4.529
Accrued Interest Ending Balance	40,462	208,144	154,118

This report is presented in accordance with the Texas Government Code Title 10 Section 2256.023. The below signed hereby certify that, to the best of their knowledge on the date this report was created, Irving Independent School District is in compliance with the provision of Government Code 2256 and with the stated policies and strategies of Irving Independent School District.



Fernando Natividad
Chief Financial Officer



Mahdia Latee
Director of Business Operations



MiEisha Runnels
Accounting Supervisor

TO: Fernando Natividad, Chief Financial Officer

FROM: Mahdia Lalee, Director of Business Operations

RE: Investment Report for Quarter and Fiscal Year Ended February 29, 2024

On February 29, 2024 the district held \$612,533,783 within the following investments and the percentage to the total portfolio.

	AS OF 02/29/2024		AS OF 11/30/2023		QUARTERLY CHANGE	
Certificates of Deposit	10,000,000	1.63%	15,000,000	2.96%	(5,000,000)	-33.33%
Local Government Investment Pools	584,116,172	95.36%	464,907,252	91.88%	119,208,919	25.64%
US Agencies	6,500,000	1.06%	11,773,531	2.33%	(5,273,531)	-44.79%
Money Market Account	11,917,611	1.95%	14,305,000	2.83%	(2,387,389)	-16.69%
Total	612,533,783		505,985,784		106,547,999	21.06%
	AS OF 11/30/2023		AS OF 08/31/2023		QUARTERLY CHANGE	
Certificates of Deposit	15,000,000	2.96%	15,000,000	2.83%	-	0.00%
Local Government Investment Pools	464,907,252	91.88%	480,538,213	90.68%	(15,630,961)	-3.25%
US Agencies	11,773,531	2.33%	12,805,000	2.42%	(1,031,469)	-8.06%
Money Market Account	14,305,000	2.83%	21,613,106	4.08%	(7,308,106)	-33.81%
Total	505,985,784		529,956,319		(23,970,535)	-4.52%
	AS OF 08/31/2023		AS OF 05/31/2023		QUARTERLY CHANGE	
Certificates of Deposit	15,000,000	2.83%	15,000,000	7.00%	-	0.00%
Local Government Investment Pools	480,538,213	90.68%	164,987,412	77.03%	315,550,801	191.26%
US Agencies	12,805,000	2.42%	12,805,000	5.98%	-	0.00%
Money Market Account	21,613,106	4.08%	21,407,371	9.99%	205,734	0.96%
Total	529,956,319		214,199,783		315,756,535	147.41%
	AS OF 05/31/2023		AS OF 02/28/2023		QUARTERLY CHANGE	
Certificates of Deposit	15,000,000	7.00%	15,000,000	5.71%	-	0.00%
Local Government Investment Pools	164,987,412	77.03%	203,474,785	77.51%	(38,487,373)	-18.92%
US Agencies	12,805,000	5.98%	22,805,000	8.69%	(10,000,000)	-43.85%
Money Market Account	21,407,371	9.99%	21,219,300	8.08%	188,071	0.89%
Total	214,199,783		262,499,085		(48,299,302)	-18.40%
	AS OF 02/29/2024		AS OF 02/28/2023		YEARLY CHANGE	
Certificates of Deposit	10,000,000	1.63%	15,000,000	5.71%	(5,000,000)	-33.33%
Local Government Investment Pools	584,116,172	95.36%	203,474,785	77.51%	380,641,386	187.07%
US Agencies	6,500,000	1.06%	22,805,000	8.69%	(16,305,000)	-71.50%
Money Market Account	11,917,611	1.95%	21,219,300	8.08%	(9,301,689)	-43.84%
Total	612,533,783		262,499,085		350,034,697	133.35%

The following investments reflect the weighted average maturity (WAM) for the previous quarters indicated below.

Quarter Ended	Certificates of Deposit	Local Government Investment Pools	Money Market Acct	US Agency	Average WAM
FEB 2024	4.07	0.954	0.02	1.51	6.55
NOV 2023	1.79	0.92	0.02	9.99	12.72
AUG 2023	4.31	0.91	0.04	3.61	8.87
MAY 2023	17.11	0.77	0.10	14.42	32.40
FEB 2023	3.41	0.78	0.08	18.31	22.58

DAYS TO MATURITY

Quarter Ended	Certificates of Deposit	Local Government Investment Pools	Money Market Acct	US Agency
FEB 2024	249	1	1	143
NOV 2023	60	1	1	353
AUG 2023	152	1	1	149
MAY 2023	244	1	1	241
FEB 2023	60	1	1	211

Overall, the weighted average yield to maturity at cost for the district's portfolio is as follows:

Quarter Ended	Certificates of Deposit	Local Government Investment Pools	Money Market Acct	US Agency	Total
FEB 2024	5.100	5.527	5.001	1.428	5.466
NOV 2023	4.832	5.577	4.893	2.684	5.457
AUG 2023	4.832	5.349	3.892	0.267	5.152
MAY 2023	4.832	5.179	3.769	0.267	4.720
FEB 2023	1.10	4.514	3.128	0.226	3.835

The following table is agency balances per period indicated by fund

Quarter Ended	Fund 199	Fund 599	Fund 671	Fund 674	Total
FEB 2024	6,500,000	-	-	-	6,500,000
NOV 2023	14,305,000	-	-	-	14,305,000
AUG 2023	12,805,000	-	-	-	12,805,000
MAY 2023	12,805,000	-	-	-	12,805,000
FEB 2023	22,805,000	-	-	-	22,805,000

For the quarter ended February 29, 2024 the following data provides a comparison to prior year by fund and by security type. The change from the prior year was a 133.4% increase in the amount of \$350,034,697 the change from the prior quarter was a 21.06% increase in the amount of \$106,547,999

February 2024

Fund	Money Market Account	Certificates of Deposit	Local Government Investment Pools	US Agencies	Total
199	11,917,611	10,000,000	189,204,541	6,500,000	217,622,152
240			30,101,702		30,101,702
599			3,365,759		3,365,759
679			359,177,693		359,177,693
681					-
682					-
687					-
771			2,266,477		2,266,477
Total	11,917,611	10,000,000	584,116,172	6,500,000	612,533,783
% to Total	1.95%	1.63%	95.36%	1.06%	

February 2023

Fund	Money Market Account	Certificates of Deposit	Local Government Investment Pools	US Agencies	Total
199	21,219,300	15,000,000	163,754,437	22,805,000	222,778,737
240			28,525,076		28,525,076
599			9,047,505		9,047,505
679					-
681					-
682					-
687					-
771			2,147,767		2,147,767
Total	21,219,300	15,000,000	203,474,785	22,805,000	262,499,085
% to Total	8.08%	5.71%	77.51%	8.69%	

YEARLY CHANGE

Fund	Money Market Account	Certificates of Deposit	Local Government Investment Pools	US Agencies	Total
199	(9,301,689)	(5,000,000)	25,450,104	(16,305,000)	(5,156,585)
240	-	-	1,576,626	-	1,576,626
599	-	-	(5,681,747)	-	(5,681,747)
679	-	-	359,177,693	-	359,177,693
681	-	-	-	-	-
682	-	-	-	-	-
687	-	-	-	-	-
771	-	-	118,711	-	118,711
Total	(9,301,689)	(5,000,000)	380,641,386	(16,305,000)	350,034,697
% to Total	-2.66%	-1.43%	108.74%	-4.66%	

YEARLY CHANGE

Fund	Money Market Account	Certificates of Deposit	Local Government Investment Pools	US Agencies	Total
199	-43.84%	-33.33%	15.54%	-71.50%	-2.31%
240	0.00%	0.00%	5.53%	0.00%	5.53%
599	0.00%	0.00%	-62.80%	0.00%	-62.80%
679	0.00%	0.00%	0.00%	0.00%	0.00%
681	0.00%	0.00%	0.00%	0.00%	0.00%
682	0.00%	0.00%	0.00%	0.00%	0.00%
687	0.00%	0.00%	0.00%	0.00%	0.00%
771	0.00%	0.00%	5.53%	0.00%	5.53%
Total	-43.84%	-33.33%	187.07%	-71.50%	133.35%

February 2024

Fund	Money Market Account	Certificates of Deposit	Local Government Investment Pools	US Agencies	Total
199	11,917,611	10,000,000	189,204,541	6,500,000	217,622,152
240			30,101,702		30,101,702
599			3,365,759		3,365,759

679			359,177,693		359,177,693
681					-
682					-
687					-
771			2,266,477		2,266,477
Total	11,917,611	10,000,000	584,116,172	6,500,000	612,533,783
% to Total	1.95%	1.63%	95.36%	1.06%	

November 2023

Fund	Money Market Account	Certificates of Deposit	Local Government Investment Pools	US Agencies	Total
199	11,773,531	15,000,000	75,394,899	14,305,000	116,473,430
240			29,690,019		29,690,019
599			3,321,424		3,321,424
679			354,265,431		354,265,431
681					-
682					-
687					-
771			2,235,480		2,235,480
Total	11,773,531	15,000,000	464,907,252	14,305,000	505,985,784
% to Total	1.92%	2.45%	75.90%	2.34%	

QUARTERLY CHANGE

Fund	Money Market Account	Certificates of Deposit	Local Government Investment Pools	US Agencies	Total
199	144,080	(5,000,000)	113,809,642	(7,805,000)	101,148,721
240	-	-	411,683	-	411,683
599	-	-	44,334	-	44,334
679	-	-	4,912,263	-	4,912,263
681	-	-	-	-	-
682	-	-	-	-	-
687	-	-	-	-	-
771	-	-	30,997	-	30,997
Total	144,080	(5,000,000)	119,208,919	(7,805,000)	106,547,999
% to Total	0.14%	-4.69%	111.88%	-7.33%	

QUARTERLY CHANGE

Fund	Money Market Account	Certificates of Deposit	Local Government Investment Pools	US Agencies	Total
199	1.22%	-33.33%	150.95%	-54.56%	86.84%
240	0.00%	0.00%	1.39%	0.00%	1.39%
599	0.00%	0.00%	1.33%	0.00%	1.33%
679	0.00%	0.00%	1.39%	0.00%	1.39%
681	0.00%	0.00%	0.00%	0.00%	0.00%
682	0.00%	0.00%	0.00%	0.00%	0.00%
687	0.00%	0.00%	0.00%	0.00%	0.00%
771	0.00%	0.00%	1.39%	0.00%	1.39%
Total	1.22%	-33.33%	25.64%	-54.56%	21.06%

The following tables are interest earned, amount changes and percentage changes from the prior year for the periods indicated.

		Month	Month	Month	Quarter	Quarter	Fiscal YTD
	Fund	DEC 2023	JAN 2024	FEB 2024	SEP - NOV 2023	DEC - FEB 2023	SEP 2022- AUG 2023
Local Maintenance	199	544,048	996,371	1,371,843	1,327,432	2,912,262	4,239,693
Federal Programs	240	140,894	140,283	130,506	408,232	411,683	819,916
Interest & Sinking	599	15,580	15,529	14,475	45,139	45,584	90,723
Capital Projects	600s	1,681,169	1,673,878	1,557,215	4,871,085	4,912,263	9,783,348
Internal Service	771	10,609	10,562	9,826	30,737	30,997	61,735
Total		2,392,300	2,836,624	3,083,865	6,682,626	8,312,789	14,995,415

		Month	Month	Month	Quarter	Quarter	Fiscal YTD
	Fund	DEC 2022	JAN 2023	FEB 2023	SEP - NOV 2022	DEC - FEB 2023	SEP 2022- AUG 2023
Local Maintenance	199	360,246	569,552	732,210	555,192	1,662,008	2,217,200
Federal Programs	240	103,599	110,184	103,903	227,881	317,685	545,566
Interest & Sinking	599	32,916	38,452	34,286	67,612	105,653	173,265
Capital Projects	600s				0	0	0
Internal Service	771	7,800	8,296	7,823	17,158	23,920	41,078
Total		504,561	726,484	878,222	867,843	2,109,267	2,977,110

From Prior Year							
		Month	Month	Month	1st Quarter	2nd Quarter	Fiscal YTD
	Fund	Change	Change	Change	Change	Change	Change
Local Maintenance	199	183,802	426,819	639,633	772,240	1,250,253	2,022,493
Federal Programs	240	37,295	30,099	26,603	180,351	93,998	274,349
Interest & Sinking	599	(17,336)	(22,922)	(19,811)	(22,473)	(60,069)	(82,542)
Capital Projects	600s	1,681,169	1,673,878	1,557,215	4,871,085	4,912,263	9,783,348
Internal Service	771	2,808	2,266	2,003	13,579	7,078	20,657
Total		1,887,739	2,110,140	2,205,644	5,814,783	6,203,522	12,018,305

From Prior Year							
		Month	Month	Month	1st Quarter	2nd Quarter	Fiscal YTD
	Fund	Change	Change	Change	Change	Change	Change
Local Maintenance	199	51%	75%	87%	139%	75%	91%
Federal Programs	240	36%	27%	26%	79%	30%	50%
Interest & Sinking	599	-53%	-60%	-58%	-33%	-57%	-48%
Capital Projects	600s	#DIV/0!	#DIV/0!	#DIV/0!	#DIV/0!	#DIV/0!	#DIV/0!
Internal Service	771	36%	27%	26%	79%	30%	50%
Total		374%	290%	251%	670%	294%	404%

The following table is accrued interest as indicated for the quarter ended February 29, 2024

Description	CUSIP	Settlement Date	YTM @ Cost	Book Value	Ending Market Value	Maturity Date	Accrued Interest
FHLB .035% 3/15/24	3130ALKM5	03/15/21	0.3100	5,000,000	4,990,269	03/15/24	1,361
Univ of Houston Muni	914302HA5	03/03/21	0.0420	2,805,000	2,796,276	02/15/24	3,273
FHLMC 0.375% 09/23/25	3137EAEX3	09/21/23	0.0424	1,500,000	1,400,725	09/23/25	438
FHLMC 5.800% 09/26/25	3134H1BY8	09/26/23	5.8000	5,000,000	4,936,400	09/26/25	1,857
Dallas Capital Bank CD	BK CD	02/05/24	5.1000	10,000,000	10,000,000	11/05/24	33,534
Total				24,305,000	24,123,670		40,462

Over the current month and previous twelve months, the interest earned is as follows:

Month	Local Maintenance	Federal Programs	Interest & Sinking	Capital Projects	Internal Service	Total	Quarter-To-Date	Fiscal Year-To-Date
FEB 2024	1,371,843	130,506	14,475	1,557,215	9,826	3,083,865	8,312,789	8,312,789
JAN 2024	996,371	140,283	15,529	1,673,878	10,562	2,836,624		
DEC 2023	544,048	140,894	15,580	1,681,169	10,609	2,392,300		
NOV 2023	397,523	135,985	15,028	1,622,593	10,239	2,181,367	6,682,626	6,682,626
OCT 2023	467,416	139,084	15,373	1,659,568	10,472	2,291,912		
SEP 2023	462,493	133,163	14,738	1,588,924	10,026	2,209,346		
AUG 2023	556,370	135,832	24,011	1,204,345	10,227	1,930,786	3,463,152	6,901,091
JUL 2023	589,725	131,485	41,530		9,900	772,640		
JUN 2023	585,370	125,324	39,596		9,436	759,726		
MAY 2023	660,083	127,171	40,207		9,575	837,037	2,559,717	3,437,939
APR 2023	667,195	118,934	37,550		8,955	832,634		
MAR 2023	725,956	117,964	37,244		8,882	890,046		
FEB 2023	732,210	103,903	34,286		7,823	878,222	878,222	878,222

The average monthly rates as per each local government investment pool have shown fluctuations during the periods indicated.

Month	LOGIC	LoneStar	TexasClass	TexPool	TexStar
FEB 2024	5.481	5.330	5.484	5.325	5.303
JAN 2024	5.510	5.340	5.540	5.345	5.320
DEC 2023	5.541	5.350	5.574	5.369	5.337
NOV 2023	5.559	5.350	5.585	5.613	5.330
OCT 2023	5.543	5.320	5.555	5.586	5.323
SEP 2023	5.516	5.320	5.521	5.551	5.310
AUG 2023	5.472	5.300	5.475	5.305	5.297
JUL 2023	5.299	5.120	5.325	5.124	5.115
JUN 2023	5.255	5.080	5.267	5.054	5.076
MAY 2023	5.187	5.040	5.195	5.004	5.047
APR 2023	4.997	4.820	5.042	4.798	4.829
MAR 2023	4.816	4.640	4.860	4.611	4.607
FEB 2023	4.816	4.540	4.758	4.499	4.492

Overall, the weighted average yield to maturity at cost for the district's portfolio is as follows:

Quarter Ended	Certificates of Deposit	Local Government Investment Pools	Money Market Acct	US Agency	Total
FEB 2024	5.100	5.527	5.001	1.428	5.466
NOV 2023	4.832	5.577	4.893	2.684	5.457
AUG 2023	4.832	5.349	3.892	0.267	5.152
MAY 2023	4.832	5.179	3.769	0.267	4.720
FEB 2023	1.100	4.527	3.128	0.226	3.844

Historically, the ending portfolio balances per type is as follows:

Month	Certificates of Deposit	Local Government Investment Pools	Money Market Acct	US Agency	Total
FEB 2024	10,000,000	584,116,172	11,917,611	6,500,000	612,533,783
NOV 2023	15,000,000	464,907,252	11,773,531	14,305,000	505,985,784
AUG 2023	15,000,000	480,538,213	21,613,106	12,805,000	529,956,319
MAY 2023	15,000,000	164,987,412	21,407,371	12,805,000	214,199,783
FEB 2023	15,000,000	203,474,785	21,219,300	22,805,000	262,499,085

Irving Independent School District
Investment Report - by Fund
For the Quarter Ended in February 29, 2024

Description	CUSIP	Settlement Date	YTM@ Cost	Face Amt/ Shares	Market Price	Market Value	Cost Value	Book Value	Maturity Date	Days To Maturity	% of Portfolio
199 - General Operating											
FHLB .035% 3/15/24	3130ALKM5	3/15/21	0.350	5,000,000.00	100	4,990,268.75	5,000,000.00	5,000,000.00	3/15/24	14	0.82%
FHLMC 0.375% 09/23/25	3137EAEX3	9/21/23	5.020	1,500,000.00	100	1,400,724.60	1,500,000.00	1,500,000.00	9/23/25	571	0.24%
Dallas Capital Bank CD	BK CD	2/5/24	5.100	10,000,000.00	100	10,000,000.00	10,000,000.00	10,000,000.00	11/5/24	249	1.63%
Prosperity Bank MMA	MMA	8/22/18	3.030	1,192,824.97	100	1,192,824.97	1,192,824.97	1,192,824.97	3/1/24	1	0.19%
Landing Rock MMA	MMA	12/11/20	5.220	10,724,786.01	100	10,724,786.01	10,724,786.01	10,724,786.01	3/1/24	1	1.75%
LOGIC	LGIP	12/3/10	5.511	9,198,041.51	100	9,198,041.51	9,198,041.51	9,198,041.51	3/1/24	1	1.50%
Lone Star	LGIP	8/31/08	5.340	5,877,586.44	100	5,877,586.44	5,877,586.44	5,877,586.44	3/1/24	1	0.96%
TexasCLASS	LGIP	8/31/08	5.533	163,404,597.80	100	163,404,597.80	163,404,597.80	163,404,597.80	3/1/24	1	26.68%
TexPool	LGIP	3/13/20	5.347	1,102,722.49	100	1,102,722.49	1,102,722.49	1,102,722.49	3/1/24	1	0.18%
TexSTAR	LGIP	8/31/08	5.320	9,621,592.53	100	9,621,592.53	9,621,592.53	9,621,592.53	3/1/24	1	1.57%
Sub Total / Average			5.345	217,622,151.75	100	217,513,145.10	217,622,151.75	217,622,151.75		17	35.53%
240 - Food Service											
TexasCLASS	LGIP	8/31/08	5.533	30,101,701.97	100	30,101,701.97	30,101,701.97	30,101,701.97	3/1/24	1	4.91%
Sub Total / Average			5.533	30,101,701.97	100	30,101,701.97	30,101,701.97	30,101,701.97		1	4.91%
599 - Debt Service											
Lone Star	LGIP	8/31/08	5.340	928,406.34	100	928,406.34	928,406.34	928,406.34	3/1/24	1	0.15%
TexasCLASS	LGIP	8/13/09	5.533	2,437,352.17	100	2,437,352.17	2,437,352.17	2,437,352.17	3/1/24	1	0.40%
Sub Total / Average			5.480	3,365,758.51	100	3,365,758.51	3,365,758.51	3,365,758.51		1	0.55%
640 - Capital Projects											
TexasCLASS	LGIP	8/9/23	5.533	359,177,693.11	100	359,177,693.11	359,177,693.11	359,177,693.11	3/1/24	1	58.64%
Sub Total / Average			5.533	359,177,693.11	100	359,177,693.11	359,177,693.11	359,177,693.11		1	58.64%
771 - Workers' Comp											
TexasCLASS	LGIP	8/31/08	5.533	2,266,477.38	100	2,266,477.38	2,266,477.38	2,266,477.38	3/1/24	1	0.37%
Sub Total / Average			5.533	2,266,477.38	100	2,266,477.38	2,266,477.38	2,266,477.38		1	0.37%
Total / Average			5.466	612,533,782.72	100	612,424,776.07	612,533,782.72	612,533,782.72		7	100.00%

220

Irving Independent School District
Investment Report - YTM@Cost by Investment Category
For the Quarter Ended in February 29, 2024

Description	CUSIP	Settlement Date	YTM@ Cost	Face Amt/ Shares	Market Price	Market Value	Cost Value	Book Value	Maturity Date	Days To Maturity	% of Portfolio
U.S. Agencies											
FHLB .035% 3/15/24	3130ALKM5	3/15/21	0.350	5,000,000.00	100	4,858,300.00	5,000,000.00	5,000,000.00	3/15/24	14	0.82%
FHLMC 0.375% 09/23/25	3137EAEX3	9/21/23	5.020	1,500,000.00	100	1,385,880.00	1,500,000.00	1,500,000.00	9/23/25	571	0.24%
Sub Total / Average			1.428	6,500,000.00	100	6,244,180.00	6,500,000.00	6,500,000.00		143	1.06%
Bank Money Market Account											
Prosperity Bank MMA	MMA	8/22/18	3.030	1,192,824.97	100	1,192,824.97	1,192,824.97	1,192,824.97	3/1/24	1	0.19%
Landing Rock MMA	MMA	12/11/20	5.220	10,724,786.01	100	10,724,786.01	10,724,786.01	10,724,786.01	3/1/24	1	1.75%
Sub Total / Average			5.001	11,917,610.98	100	11,917,610.98	11,917,610.98	11,917,610.98		1	1.95%
Certificates of Deposit											
Dallas Capital Bank CD	BK CD	2/5/24	5.100	10,000,000.00	100	10,000,000.00	10,000,000.00	10,000,000.00	11/5/24	249	1.63%
Sub Total / Average			5.100	10,000,000.00	100	10,000,000.00	10,000,000.00	10,000,000.00		249	1.63%
Local Government Investment Pools (LGIP)											
LOGIC	LGIP	12/3/10	5.511	9,198,041.51	100	9,198,041.51	9,198,041.51	9,198,041.51	3/1/24	1	1.50%
Lone Star	LGIP	8/31/08	5.340	5,877,586.44	100	5,877,586.44	5,877,586.44	5,877,586.44	3/1/24	1	0.96%
TexasCLASS	LGIP	8/31/08	5.533	163,404,597.80	100	163,404,597.80	163,404,597.80	163,404,597.80	3/1/24	1	26.68%
TexPool	LGIP	3/13/20	5.347	1,102,722.49	100	1,102,722.49	1,102,722.49	1,102,722.49	3/1/24	1	0.18%
TexSTAR	LGIP	8/31/08	5.320	9,621,592.53	100	9,621,592.53	9,621,592.53	9,621,592.53	3/1/24	1	1.57%
TexasCLASS	LGIP	8/31/08	5.533	30,101,701.97	100	30,101,701.97	30,101,701.97	30,101,701.97	3/1/24	1	4.91%
Lone Star	LGIP	8/31/08	5.340	928,406.34	100	928,406.34	928,406.34	928,406.34	3/1/24	1	0.15%
TexasCLASS	LGIP	8/13/09	5.533	2,437,352.17	100	2,437,352.17	2,437,352.17	2,437,352.17	3/1/24	1	0.40%
TexasCLASS	LGIP	8/9/23	5.533	359,177,693.11	100	359,177,693.11	359,177,693.11	359,177,693.11	3/1/24	1	58.64%
TexasCLASS	LGIP	8/31/08	5.533	2,266,477.38	100	2,266,477.38	2,266,477.38	2,266,477.38	3/1/24	1	0.37%
Sub Total / Average			5.527	584,116,171.74	100	584,116,171.74	584,116,171.74	584,116,171.74		1	95.36%
Total / Average			5.466	612,533,782.72	100	612,277,962.72	612,533,782.72	612,533,782.72		7	100.00%

Irving Independent School District
Investment Report - by Fund and Transactions
For the Quarter Ended in February 29, 2024

Description	CUSIP	Settlement Date	Maturity Date	Beginning Face Amt/ Shares	Increase Holdings	Buy Accrued Interest	Decrease Holdings	Sell Accrued Interest	Ending Face Amt/ Shares	Interest	Bag Mkt Accr Int	End Mkt Accr Int	Diff In Accr Int	Int Earned During Period-SV
199 - General Operating														
FHLB .035% 3/15/24	3130ALKM5	3/15/21	3/15/24	5,000,000.00	0.00	0.00	0.00	0.00	5,000,000.00	0.00	6,611.11	7,972.22	1,361.11	4,326.39
Unlv of Houston Muni	914302HAS	3/3/21	2/15/24	2,805,000.00	0.00	0.00	2,805,000.00	0.00	0.00	42,075.00	38,802.50	0.00	3,272.50	20,803.75
FHLMC 0.375% 09/23/25	3137EAEX3	9/21/23	9/23/25	1,500,000.00	0.00	0.00	0.00	0.00	1,500,000.00	0.00	2,000.00	2,437.50	437.50	453.13
FHLMC 5.800% 09/26/25	3134H1BY8	9/26/23	9/26/25	5,000,000.00	0.00	0.00	5,000,000.00	0.00	0.00	1,856.71	0.00	-	1,856.71	1,856.71
Dallas Capital Bank CD	BK CD	4/20/23	1/23/24	5,000,000.00	0.00	0.00	5,000,000.00	0.00	0.00	187,416.67	0.00	0.00	0.00	0.00
Dallas Capital Bank CD	BK CD	5/3/23	2/3/24	10,000,000.00	0.00	0.00	10,000,000.00	0.00	10,000,000.00	374,833.33	0.00	0.00	0.00	0.00
Dallas Capital Bank CD	BK CD	2/5/24	11/5/24	0.00	10,000,000.00	0.00	0.00	0.00	0.00	0.00	33,534.25	33,534.25	33,534.25	33,534.25
Prosperity Bank MMA	MMA	8/22/18	12/1/23	1,183,963.52	8,861.45	0.00	0.00	0.00	1,192,824.97	8,861.45	0.00	0.00	0.00	0.00
Landing Rock MMA	MMA	12/11/20	12/1/23	10,589,567.71	135,218.30	0.00	0.00	0.00	10,724,786.01	135,218.30	0.00	0.00	0.00	0.00
LOGIC	LGIP	12/3/10	12/1/23	9,072,807.05	125,234.46	0.00	0.00	0.00	9,198,041.51	125,234.46	0.00	0.00	0.00	0.00
Lone Star	LGIP	8/31/08	12/1/23	5,800,117.64	77,468.80	0.00	0.00	0.00	5,877,586.44	77,468.80	0.00	0.00	0.00	0.00
TexasCLASS	LGIP	8/31/08	12/1/23	49,936,738.90	235,916,833.81	0.00	122,450,974.91	0.00	163,404,597.80	1,838,900.66	0.00	0.00	0.00	0.00
TexPool	LGIP	3/13/20	12/1/23	1,088,151.58	14,570.91	0.00	0.00	0.00	1,102,722.49	14,570.91	0.00	0.00	0.00	0.00
TexSTAR	LGIP	8/31/08	12/1/23	9,495,083.87	126,508.66	0.00	0.00	0.00	9,621,592.53	126,508.66	0.00	0.00	0.00	0.00
Sub Total / Average				118,478,490.27	286,404,696.99	0.00	145,255,974.91	0.00	217,622,131.75	2,932,944.95	47,413.81	48,943.97	40,462.07	60,974.23
240 - Food Service														
TexasCLASS	LGIP	8/31/08	12/1/23	29,690,018.66	411,683.31	0.00	0.00	0.00	30,101,701.97	411,683.31	0.00	0.00	0.00	0.00
Sub Total / Average				29,690,018.66	411,683.31	0.00	0.00	0.00	30,101,701.97	411,683.31	0.00	0.00	0.00	0.00
599 - Debt Service														
Lone Star	LGIP	8/31/08	12/1/23	916,169.59	12,236.75	0.00	0.00	0.00	928,406.34	12,236.75	0.00	0.00	0.00	0.00
TexasCLASS	LGIP	8/13/09	12/1/23	2,405,254.56	33,347.61	0.00	1,250.00	0.00	2,437,352.17	33,347.61	0.00	0.00	0.00	0.00
Sub Total / Average				3,321,424.15	45,584.36	0.00	1,250.00	0.00	3,365,758.51	45,584.36	0.00	0.00	0.00	0.00
640 - Capital Projects														
TexasCLASS	LGIP	8/9/23	12/1/23	354,265,430.52	4,912,262.59	0.00	0.00	0.00	359,177,693.11	4,912,262.59	0.00	0.00	0.00	0.00
Sub Total / Average				354,265,430.52	4,912,262.59	0.00	0.00	0.00	359,177,693.11	4,912,262.59	0.00	0.00	0.00	0.00
771 - Workers' Comp														
TexasCLASS	LGIP	8/31/08	12/1/23	2,235,480.07	30,997.31	0.00	0.00	0.00	2,266,477.38	30,997.31	0.00	0.00	0.00	0.00
Sub Total / Average				2,235,480.07	30,997.31	0.00	0.00	0.00	2,266,477.38	30,997.31	0.00	0.00	0.00	0.00
Total / Average				505,985,788.87	251,805,223.96	0.00	145,257,224.91	0.00	612,533,782.72	8,339,472.52	47,413.61	48,943.97	40,462.07	60,974.23

REPORT FROM FACILITIES & SCHOOL SUPPORT SERVICES

Facilities and Operations Department

A total of 2052 work orders have been completed from April 1, 2024, through April 30, 2024.

Document Services – Print Shop - Laserfiche – Project Requests - Work Orders

We received numerous requests to pull HR archival records (to pull and scan files to the Employee Records Repository).

Forms Management – Requests and Change Orders

Laserfiche Project and Work Order:

Electronic Travel and Expense report for non-Campus employees is functional. We have been working with the Finance department on final pieces and testing to attempt to roll out for summer testing. Campus and/or Student travel will be built into the system next.

We have built out other forms that are ready for final testing and production; including: Timekeeping correction form, District Mileage Reimbursement, District Vehicle Accident Form, and the Campus portion of the Requests for Leaves and Absences.

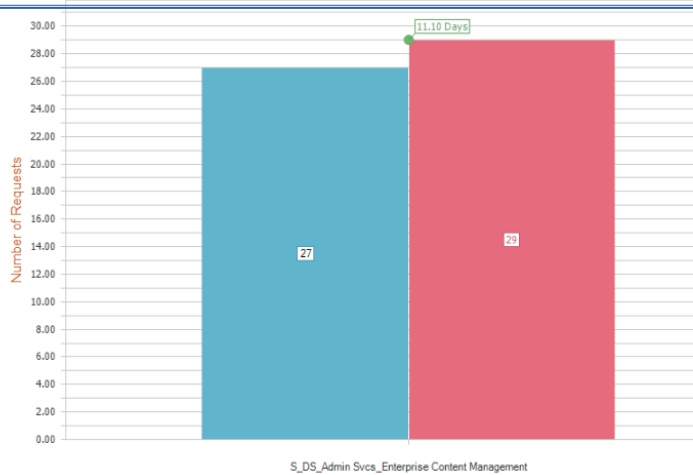
GovQA - Public Information & Subpoenas

In April:

For the 2022-2023 school year:

Period Summary

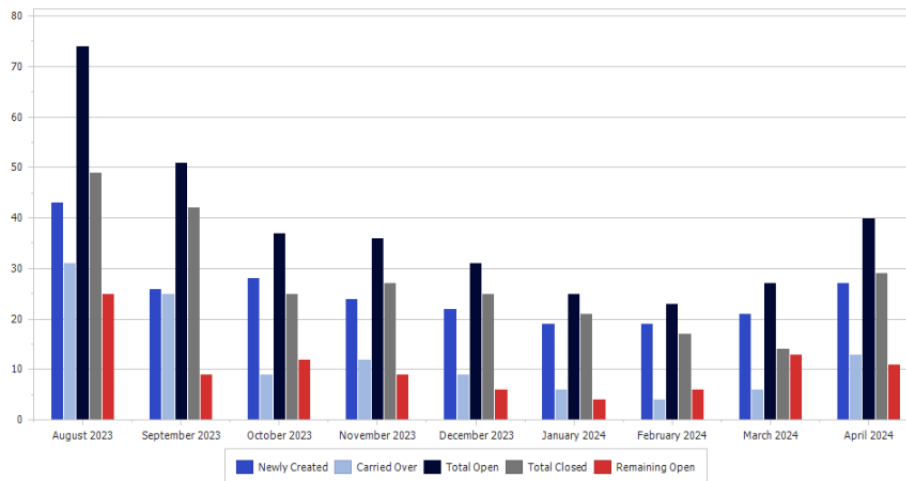
Reporting Period: 4/1/2024 - 4/30/2024
 Request Type: All Request Types
 Department: All Departments
 Group: All Groups
 Run Date: 05/06/2024 8:29 AM



Backlog Trend Report

Create Date: 8/1/2023 - 4/30/2024
 Report On: Request Type - All Request Types
 Group Time Frame: Month
 Filter: Assigned Department - All Assigned Departments
 Run Date: 5/6/2024 8:35 AM

Backlog Trend Report for Request Type - All Request Types



ScribOrder - Student Record Requests

In April, 205 student records requests were received. The following is our total transaction amount for the month of March.

<u>Total CC Transaction Amount</u>	<u>\$1,692</u>
<u>Scribbles Handling</u>	<u>\$960</u>
<u>ScribTransfer Subscription</u>	<u>\$50.00</u>
<u>Credit Card Fees</u>	<u>\$105</u>
<u>Total Client Amount</u>	<u>\$682</u>

Order Data Charts

Saved Reports

- Submitted Today
- Submitted This Week
- Submitted This Month

Owner

Any

Date Range

Time Submitted

Begin

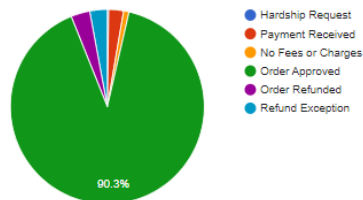
2024-04-01

End

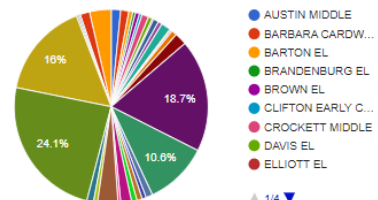
2024-04-30

Run Report

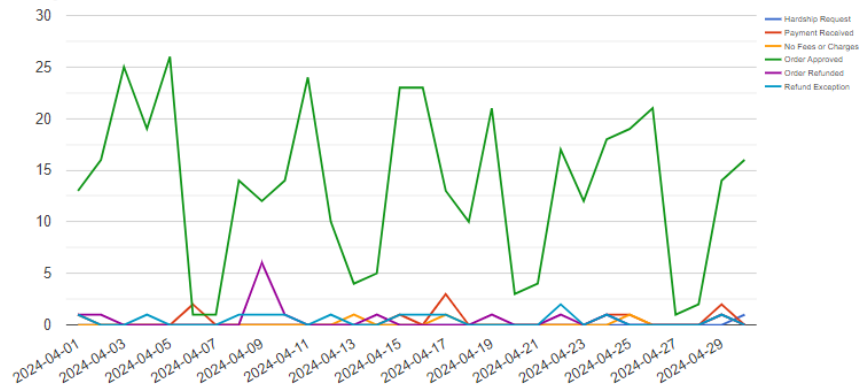
Overall StatusQ



Overall DistributionQ



Status By Date Q

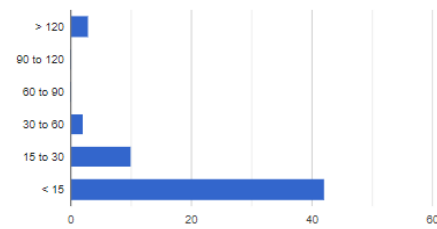


Aging Report

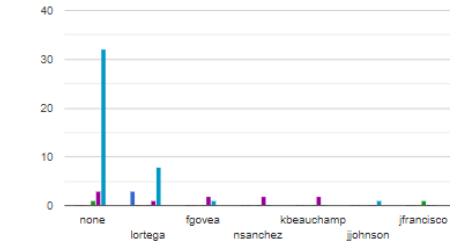
Assigned User

- No User Assigned
-
-
-
- acasas
- acastro
- administrator
- ahernandez
- alopez-coronado
- anaguirre

Overall AgingQ



Aging By UserQ



Print Shop - Orders

We received and processed 126 print requests for April; 112,028 B/W & 135,045 Color pages printed. Total billed out (JV) \$23,632 for print services.

Mail Center – Pieces and Postage

In April, we processed 947 pieces of mail for US Postage at a cost of \$906.59. We processed 127 packages for \$939.95. We continue to process interoffice mail daily.

School Dude – Document and Record Management Work Orders

In April, we received 226 total requests.

Craft Comparisons



- Document Management \$4.00 (Last Month)
- Internal Delivery \$577.00 (Last Month)
- Records Management \$34.50 (Last Month)

Summary of Expenditures by Craft

Custom Period (04/01/2024 - 04/30/2024)

Craft	Labor Hrs	Labor Costs	Material Costs	Sales Tax	Total Costs	WO Count	% of Work (Count)	Avg Hours Per WO	Avg Cost Per WO
Document Management	.16	\$4.00	\$0.00	\$0.00	\$4.00	2.00	0.88%	.08	\$2.00
Internal Delivery	22.16	\$549.00	\$0.00	\$0.00	\$549.00	211.00	93.36%	.11	\$2.60
Records Management	3.63	\$74.50	\$0.00	\$0.00	\$74.50	13.00	5.75%	.28	\$5.73
Grand Totals	25.95	\$627.50	\$0.00	\$0.00	\$627.50	226.00	100.00%	.11	\$2.78

Maintenance – The Maintenance Department completed 880 work orders. The department maintains critical infrastructure in the following areas: Bond Replacement Systems, Electrical, HVAC, Plumbing, Preventive Maintenance, Fire Safety Equipment, Kitchen Equipment, Elevators, Public Address Systems, Carpentry, Roofing, Painting, and Locks and Keys.

The Grounds Section & Regulatory Compliance, IPM and Safety –The Grounds Department completed 173 work orders. The department maintains outside grounds of district facilities, athletic fields, 191-vehicle maintenance fleet, landscaping equipment, pest, asbestos, and safety.

Operations – The Custodial Department completed five hundred work orders. The work performed in our department could range from moving furniture, disinfecting, light maintenance, or any other needs at the campus level.

Warehouse – For Delivery, Warehouse, Interior Delivery and Surplus Crafts are 415 total Work Orders completed in April.

- Surplus Warehouse completed a 1 Surplus auction in April.