

IRVING INDEPENDENT SCHOOL DISTRICT

Regular - BOARD OF TRUSTEES
7:00 PM

Irving ISD Board Room
2621 West Airport Freeway
Irving, TX 75062
Monday, February 26, 2024

A G E N D A

I. CALL TO ORDER FOR 7:00 P.M. REGULAR BOARD MEETING

II. FIRST ORDER OF BUSINESS

- A. Announcement by the Chairperson Whether a Quorum is Present, and that the Meeting has been Duly Called, and that Notice of the Meeting has been Posted in Accordance with the Texas Open Meetings Act. Texas Government Code Chapter 551.
- B. Invocation by Dr. Matt Henslee
- C. Pledge of Allegiance to the American and Texas Flags Presented by T. Haley ES
- D. Recognition of the Teacher of the Month - Courtney Silverberg, 5th Grade Math Teacher, Barton ES 5
- E. Recognition of the Employee of the Month - Nelson Berrios, Building Manager, Singley Academy 6
- F. Recognition of the Guest Educator of the Month - Naeema Salam, Davis ES 7
- G. Special Recognition
 - 1. Recognition of the Purchasing Department for Receiving the 2024 TASBO Award of Merit for Purchasing Operations (F. Natividad/J. Pilgrim) 8
 - 2. Recognition of 2023-2024 CREST Award Recipient (A. Gomez/J. Soberanis) 16
- H. Public Comment - Individuals Wishing to Address the Board on Agenda Items.

III. ACTION ITEMS

- A. Consider Approval of Consent Agenda Items:

1. Consider Approval of Minutes of January 22, 2024 (M. Hernandez)	17
2. Consider Approval of Financial Statement for December 2023 (A.D. Jenkins)	25
3. Consider Approval of Resolution and Order No. 23-24-08 Authorizing February Amendment to the 2023-2024 Budget (A.D. Jenkins)	51
4. Consider Approval of the Supplements to the Irving ISD Tax Rolls (A.D. Jenkins)	61
5. Consider Approval of Career and Technical Education Innovative Courses (A. Gomez/Z. Moore)	110
6. Consider Approval of the Renewal of Award for Request for Proposal (RFP) #21-59-872 for the Purchase of Staff Development Consultant Services and RFP #21-60-872 for Authors, Speakers, and Presenters (R. Bayer/J. Pilgrim)	111
7. Consider Approval of the Renewal of Award for Request for Proposal (RFP) #22-23-919 for the Purchase of Energy Management Control Systems Upgrades (A. Smith/L. Rosado)	123
8. Consider Approval of the Renewal of Award for Request for Proposal (RFP) #23-21-914 for the Purchase of Glass Equipment, Parts, and Related Services (A. Smith/L. Rosado)	127
9. Consider Approval of the Renewal of Award for Request for Proposal (RFP) #22-48-920 for the Purchase of PPE Supplies, Equipment, and Related Products and Services (A. Gomez/L. Rosado)	132
10. Consider Approval of the Naming of the Irving ISD Professional Learning and Wellness Center (R. Randle)	136
11. Consider Acceptance of Gifts and Donations to the District (F. Natividad)	142
12. Consider Approval of Resolution No. 23-24-05 of the Board of Trustees of the Irving Independent School District Regarding Employee Pay and Delegation of Authority in Connection with the January 2024 Winter Storm (J.C. Martinez/W. Nute/M. Webb)	146
13. Consider Approval and Issuance of Resolution and Order No. 23-24-09 of the Board of Trustees of Irving Independent School District Declaring the May 4, 2024, Election of Trustees for Single Member Districts 3, and 4 Canceled and the Unopposed Candidates for Single Member Districts 3, and 4 Elected (J.C. Martinez)	150

A. Written Reports

1. Division Reports

a. Business Services

156

- Total Tax Collections
- Payroll
- Investment Earnings
- Quarterly Investment Report

b. Support Services

171

- Monthly Maintenance Work Order Summary Report (A. Smith/S. Andrews)

c. Human Resources

B. Announcements

1. Administration

a. Superintendent Announcement(s)

2. Board of Trustees

a. Individual Trustee Report on IISD Student Activity/Event

V. **EXECUTIVE SESSION** - The Board may Recess the Open Meeting and Reconvene in a Closed Meeting Pursuant to the Following Sections of the Texas Government Code and as Authorized by Sections 551.071-551.076 and 551.082-551.084 Therefore of

A. Section 551.071 - To Seek the Advice of the Board's Attorney About:

1. Pending or Contemplated Litigation, Settlement Offer, or Matter Under Investigation.
2. A Matter in Which the Professional Duty of the Attorney to the Board Conflicts with the Applicable Provisions of the Texas Open Meetings Act.

B. Section 551.072 - To Deliberate the Purchase, Exchange, Sale, Lease or Value of Real Property if such Deliberation in Open Session Would have a Detrimental Effect on the Board's Position in Negotiations with a Third Party.

C. Section 551.074 - To Deliberate the Appointment, Employment, Resignation, Evaluation, Reassignment, Proposed Nonrenewals, Termination, Duties, Discipline, or Dismissal of a Public Officer or Employee; or to Hear a Complaint or Charge Against an Officer or Employee.

- VI. **RECONVENE** from Closed Meeting for Action Relative to Items Covered in Such Meeting.
 - A. Consider Action by the Board Related to Pending or Contemplated Litigation, Settlement Offer, or Matter Under Investigation.
 - B. Public Comments - Individuals Wishing to Address the Board or Make Comments Regarding Issues Not on the Agenda will be Heard at this Time.
- VII. **ADJOURNMENT**

SPECIAL RECOGNITION
February 26, 2024

TEACHER OF THE MONTH
February 2024

Courtney Silverberg began her career at Irving ISD in 2013 as a Guest Educator prior to becoming a 4th Grade ESL Teacher. She currently serves as a 5th Grade Math Teacher at Barton Elementary School.

Ms. Silverberg brings a contagious energy to Barton that electrifies everyone around her. During the time the faculty and staff have been fortunate enough to know her, she's shown her unwavering commitment to our school. Not only is she all-in for the Buffalos, but she's also a phenomenal science teacher, delivering STEM opportunities to Barton students. Ms. Silverberg constantly encourages students to elevate to new heights. Not only does she pump up her team and administration, but she's also the biggest cheerleader for our students, celebrating their triumphs and instilling confidence in them. With her positive spirit and unwavering support, Ms. Silverberg embodies the heart and soul of the Barton Buffalos, inspiring everyone to reach for greatness.

Congratulations, Courtney Silverberg, on being Irving ISD's February Teacher of the Month!

SPECIAL RECOGNITION
February 26, 2024

EMPLOYEE OF THE MONTH
February 2024

Nelson Berrios began his career with Irving ISD in 2001 as a substitute custodian. He became a night custodian in February 2002, and since then, Mr. Berrios has served as a night lead and building manager at various campuses throughout the District. He now serves as Building Manager for Singley Academy.

Nelson Berrios is awesome! Nelson is the first person on campus and typically the last one to leave. At the beginning of each school year, he works hard to ensure Singley is ready for the staff, community, and students. He is always extremely busy ensuring the campus is set up for professional development days, then breaking down the setups to prepare for the next day in a new configuration. He is always available to lend a hand and is a great leader for his team on campus. New tasks are requested from him frequently, and within a few minutes, walls are opened (literally), refrigerators are moved, and tables and chairs now occupy a previously vacant space. He is truly a hard worker, and Singley Academy can't think of anyone more deserving than Nelson! We are so glad he is a part of the Singley family.

Congratulations, Mr. Nelson Berrios, on being Irving ISD's February Employee of the Month!

SPECIAL RECOGNITION
February 26, 2024

GUEST EDUCATOR OF THE MONTH
February 2024

Ms. Naeema Salam began her career with Irving ISD in August 2019 as a Guest Educator.

Ms. Salam plays a pivotal role at Davis Elementary as a Guest Educator. She steps into the classrooms to ensure that learning continues in the teacher's absence. Throughout different Guest Educator assignments, Ms. Salam has repeatedly shown that she is adaptable, flexible, a team player, and dedicated to the students and her colleagues at Davis. Whether it be a short-term or long-term assignment, she establishes rapport with the students and the team she is working with during that time. Guest educators are an important piece of the educational system as they provide stability and continuity. Ms. Salam is “the calm” in what could be a storm in the absence of a staff member. Davis truly appreciates her reliability, positive attitude, and sincere kindness.

Congratulations, Ms. Naeema Salam, on being Irving ISD’s February Guest Educator of the Month!

TOPIC: Recognition of the Purchasing Department for Receiving the 2024 TASBO Award of Merit for Purchasing Operations

BACKGROUND: On February 21, 2024, the Irving ISD Purchasing Department received the 2024 TASBO Award of Merit for Purchasing Operations. The Award recognizes Texas School Districts that are committed to following professional standards in the acquisition of goods and services. Factors used to Determine Award included:

1. Purchasing Department Organization (Organization Chart & Workflow)
2. Purchasing Manual, related Board Policy, Ethics /Conflict of Interest Procedures
3. Established Procedures & Processes
4. Competitive Procurement Procedures and Processes
5. Use of Cooperative & Interlocal Purchasing Agreements
6. Staff Training, Professional Development & Certification,
7. Training of Non-Purchasing Staff, School & Administrative Secretaries
8. Successful Internal & External Audits
9. Contract Management Procedures
10. Tools: Tyler Munis PO System, Purchasing Website, IonWave E-Commerce Platform
11. Established Annual Agreements & Approved Vendor List(s)


Irving ISD is one of several districts in Texas to receive the award this year.

Please meet your Purchasing Staff whose Contributions made this possible.

Jerome Pilgrim	Director of Purchasing	Professional Services, Construction, Contract Administration
Luis Rosado	Asst. Director of Purchasing	All Categories of Products & Services
Brenda Anderson	Buyer	CTE, Curriculum & Learning, Digital Resources, Fine Arts
Jennifer Bryan	Buyer	Facilities, Food service, Technology
Adrianna Legarreta	Buyer	Athletics, Special Ed, Health Services
Gabrielle Johnson	Procurement Manager-Bond	Bond Related Products & Services
Cindy Williamson	Purchasing Secretary	Customer Service, Contracts Processing, Retail Card Distribution



FERNANDO NATIVIDAD
CHIEF FINANCIAL OFFICER



JEROME PILGRIM
DIRECTOR OF PURCHASING

Attachment:

1. TASBO AOM Board Presentation



IRVING

INDEPENDENT SCHOOL DISTRICT



**Recognition of the
Purchasing Department
for
2024 TASBO Award of Merit**



Purchasing Department Staff

The Award recognizes District Purchasing Operations that are committed to Professional Standards in the Procurement & Acquisition of Goods and Services.

In March of 2023, The Irving ISD Purchasing Dept. was awarded the TASBO Award of Merit for the first time.

On February 21, 2024, for the second consecutive year, the Purchasing Department received the 2024 TASBO Award of Merit for Purchasing Operations.



Recognition of Purchasing Staff



Jerome Pilgrim
Director of
Purchasing



Luis Rosado
Assistant Director
of Purchasing



Gabrielle Johnson
Procurement Manager -
Bond Program



Cindy Williamson
Secretary to the Director of
Purchasing

13



Brenda Anderson
Buyer



Jennifer Bryan
Buyer



Adrianna Legarreta
Buyer



Fernando Natividad
Chief Financial Officer

To Earn this Award, our Purchasing Department received High scores in Various areas of District Purchasing operations, Including;

**Award Criteria for
Excellence in Purchasing**

- Purchasing Department Organize (Org. Chart & Workflow)
- Purchasing Manual, related Board Policy, Ethics /Conflict of Interest Procedures
- Established Procedures & Processes
- Competitive Procurement Procedures and Processes
- Use of Cooperative & Interlocal Purchasing Agreements
- Staff Training, Professional Development & Certification, Training of Non-Purchasing Staff, School & Administrative Secretaries
- Successful Internal & External Audits
- Contract Management Procedures
- Tools: Tyler Munis PO System, Purchasing Website, Ionwave E-Commerce Platform
- Established Annual Agreements & Approved Vendor List(s)





**We say Thanks to you, our
Board of Trustees, Our
Superintendent,
Campus & Administrative
Staff for your Support**

SPECIAL RECOGNITION

Date: 02/26/2024

TOPIC: Recognition of 2023-2024 CREST Award

SUBMITTED BY: Julie Soberanis, Director of Guidance, Counseling & College Readiness

BACKGROUND: Counselors Reinforcing Excellence for Students in Texas (CREST) is sponsored by the Texas School Counselor Association (TSCA) and awarded to school counseling programs that meet CREST requirements.

IRVING INDEPENDENT SCHOOL DISTRICT

REGULAR MEETING

BOARD OF TRUSTEES 7:00 P.M.

2621 W. Airport Freeway, Irving, Texas, 75062

January 22, 2024

Minutes

Call to Order: The work session was called to order by President Randy Randle at 7:09 pm

MEMBERS PRESENT:

Randy Randle, President
Dr. Rosemary Robbins, Vice President
AD Jenkins, Secretary
Lisa Lobb
Mary Richarte
Nuzhat Hye
Michael Kelley

ALSO PRESENT: Magda Hernandez, Superintendent
Alvin McQuarters, Chief of Technology, and Innovation
Fernando Natividad, Finance and Federal/State Programs Officer
Dorian Galindo, Chief of Data Management
Robin Bayer, Chief Learning Officer
Andre Smith, Chief of Administrative Services
Cher Elzy, Tax Collector
Lisa Hill, Director of Human Resources
Katie Gilleland, Executive Director
Meritza Webb, Executive Director
Nika Brunk, Director of Human Resources
Ernest Rivera, Human Resources
Emilio, Morlett, Human Resources
Jorge Acosta, Director of Human Resources
Joe Estrada, School Leadership
Mahdia Lalee, Business Office
Miesha Runnels, Business Office
Bel Williams, Learning Services
Laura Brewster, Lamar UEA
Shauna Villarreal, Britain
Reny Lizardo, Campus Operations
Zach Moore, CTE
Lisel Payne, State and Federal Programs
Robin Pressley, Good ES
Jenny Anderson, Singley
George Cuba, Singley
Damon Hodge, Nimitz
Adrianna Perry, Singley
Brandi Johnson, Singley
Natasha Stewart, Macarthur
Carina Compean, Britain
Ashley Fiamengo, SICA
Lindsey Hayle, Cardwell
Cris Castaned, Nimitz
Alaria Roman, Nimitz
Linda Torres-Rangle, Schulze
Luisana Helz, Schulze
Phil Hunt, Nimitz
Catherine Creeger, Singley
Cana Claxton, C&I
Angie Villegas,
Ma Vadillo, GE
Jesus Quezada, Singley
Sammy Andrews, Director of Facilities
Mark Bradford, Security
Erika Pedroza, Communications
Dennis Palacios, Communications
Laura Marquez, Special Assistant to the Deputy Superintendent of School Operations
Lynn Andrews, Executive Assistant to the Superintendent

VISITORS: Phil Meador, ISF
Geoffrey Harris, UEA

Erika Pedroza
Misael Rubio
Susan Kliegl
John Hayle
Rhiannon Hayle
Michelle Sumabar
Ishrat Masud
Alexandra Ramirez
Michael Marquez
Sierra Marquez
Aly Harbin
Kevin Harbin
Afaf Malina
Aman Hussaini
Annes Jahanara
Lori Roman
Prany Davey
George Davey
Isaias Montiel
Jaslyn Garcia Alvarez
Violetta Hernandez
Danae Garcia
Rosa Vasquez
Ingrid Alvarez
Andres Chavez
Saurau Kandel
Bishna Kindel
Jaylin Campos
Alfredo Campos
Genci Martinez
Nia Monica
Saji George
Sebastian Rico
Nancy Torres
Dannis Tran
Antonio Dzmas
Patricia Medellin
Aracely Dimas
Vauntiera Rivers
Andrew Creear
Alejandrina Siguerza
Alesia Adams
Gavrielle Hodge
Reyna Chavez
Berber Chavez
Christin Santamia
Igneo Raley
Consuelo Thropo
Angela Rojas
Sharon Barbosa=Crain
Nancy Compean
Leon Daniel
Emily John

The invocation was given by James Baird, Holy Family

The pledges to the flags were led by Stipes ES

Recognition of Teacher
of the Month

Irca Irurita, Pre-K Teacher, Good ES

Recognition of Employee the Month Rebecca Kelly, Attendance Clerk, Student Reassignment Center

Recognition of Guest Educator of the Month Manuel Puche, Johnston ES

- Special Recognition
- School Board Recognition Month
 - Irving Schools Foundation Announcing the Employee Giving Campaign Results and Top Schools
 - Recognition of QuestBridge Scholar Finalist
 - Recognition of Three High School Campuses for Being AP School Honor Roll Recipients
 - Recognition of TMEA All-State Musicians
 - Recognition of ACDA National Honor Choir MacArthur High School
 - Recognition of 2023-2024 ACDA National Choir Individual Winners
 - Recognition of TMEA Administrator of Distinction Anabelle Ibarra
 - Life Saver Award

Public Hearing Regarding the Financial Integrity Rating System of Texas (FIRST Report)

Public Comment Larry Craig wanted to thank the School Board for all the work they do. This being School Board Recognition month is a time to let each Board Member know they are appreciated

- Consent Agenda Items:
- Consider Approval of Minutes of December 18th, 2023 (M. Hernandez)
 - Consider Approval of Financial Statement for November 2023
 - Consider Approval of Resolution and Order No. 23-24-06 Authorizing January Amendment to the 2023-2024 Budget
 - Consider the Approval of the Supplements to the Irving ISD Tax Rolls
 - Consider Approval of the Proposed 2024-2025 Student and Teacher Calendars
 - Consider Approval of Annual Comprehensive Financial Report for Fiscal Year Ended August 31, 2023
 - Consider Approval of the Renewal of Interlocal Agreement with Region 10 for the Purchase of Food Products for Food and Nutrition Services for the 2024-2025 School Year
 - Consider Approval of the Renewal of Award for Request for Proposal (RFP) #18-06-896 and 22-19-882 for the Purchase of Library Books, Online Books and Instructional Materials
 - Consider Approval of the Renewal of Award for Request for Proposal (RFP) #19-02-892 for the Purchase of Exclusive Athletic Branding
 - Consider Approval of the Renewal of Award for Request for Proposal (RFP) #21-56-914 for the Purchase of Integrated Pest Management, Termite Control, and Related Services
 - Consider Approval of the Renewal of Award for Request for Proposal (RFP) #22-09-914 for the Purchase of Fire Suppression Systems and Related Services
 - Consider Approval of the Renewal of Award for Request for Proposal (RFP) #22-24-914 for the Purchase of Digital Radio Communications Equipment, Devices, and Related Services
 - Consider Approval of the Renewal of Award for Request for Proposal (RFP) #23-26-914 for the Purchase of Plumbing Parts, Supplies, and Related Services
 - Consider Approval to Delegate Board Authority to the Superintendent or Her Designee Regarding Actions Required to Solicit, Evaluate, Negotiate, and Award Selected Vendors for the Purchase and Installation of Furniture for Various Campuses in Conjunction with the 2023 Bond Program
 - Consider Acceptance of Gifts and Donations to the District

- Future Staffing Considerations in Response to Program Changes and District Reorganization
- Consider Approval of Resolution and Order No. 23-24-07 of the Board of Trustees of the Irving Independent School District Ordering and Election of Qualified Voters of the Irving Independent School District on May 4, 2024, for the Purpose of Electing Two Trustees to Positions for Single Member Districts 3 and 4 and Authorizing Other Matters Related to the Subject

Superintendents
Announcements

Board
Announcements

Randy Randle - Wished all Happy Holidays

Lisa Lobb – None

Rosemary Robbins - None

Mary Richarte – Thank you for all you do and Happy Holidays

Mike Kelley – None

Nuzhat Hye – Thank everyone for a great 1st semester

AD Jenkins – He was proud of one of the Irving Police officers in attendance who is a Nimitz Graduate. Shout out to Sarah Andrew National Payer of the Week

Executive
Session

Hear and/or Deliberate the Level Three Grievance Appeal of Reginald Mitchell Pursuant to Policy DGBA (LOCAL)

Consider Approval and Issuance of Resolution No. 23-24-04 of the Board of Trustees of the Irving Independent School District Authorizing Certain Security Personnel of the Irving Independent School District to Carry Firearms on the Property of the School District and Delegation of Authority to the Superintendent to Issue Documentation Confirming Such Authority

ADJOURNMENT

The meeting adjourned at 8:33 pm

IRVING INDEPENDENT SCHOOL DISTRICT
WORK SESSION - BOARD OF TRUSTEES 5:00 P.M.
2621 W. Airport Freeway, Irving, Texas, 75062
Monday, January 22, 2023

Call to Order The work session was called to order by President Randy Randle at 5:02 pm

MEMBERS Randy Randle, President
PRESENT: Dr. Rosemary Robbins, Vice President
 AD Jenkins, Secretary Lisa Lobb
 Mary Richarte
 Michael Kelley
 Nuzhat Hye

ALSO Magda Hernandez, Superintendent
PRESENT: Alvin McQuarters, Chief of Technology, and Innovation
 Fernando Natividad, Finance and Federal/State Programs Officer
 Dorian Galindo, Chief of Data Management
 Robin Bayer, Chief Learning Officer
 Andre Smith, Chief of Administrative Services
 Cher Elzy, Tax Collector
 Lisa Hill, Director of Human Resources
 Katie Gilleland, Executive Director
 Meritza Webb, Executive Director
 Nika Brunk, Director of Human Resources
 Ernest Rivera, Human Resources
 Emilio, Morlett, Human Resources
 Jorge Acosta, Director of Human Resources
 Joe Estrada, School Leadership
 Mahdia Lalee, Business Office
 Miesha Runnels, Business Office
 Bel Williams, Learning Services
 Laura Brewster, Lamar UEA
 Shauna Villarreal, Britain
 Reny Lizardo, Campus Operations
 Zach Moore, CTE
 Lisel Payne, State and Federal Programs
 Robin Pressley, Good ES
 Jenny Anderson, Singley
 George Cuba, Singley
 Damon Hodge, Nimitz
 Adrianna Perry, Singley
 Brandi Johnson, Singley
 Natasha Stewart, Macarthur
 Carina Compean, Britain
 Ashley Fiamengo, SICA
 Lindsey Hayle, Cardwell
 Cris Castaned, Nimitz
 Alaria Roman, Nimitz
 Linda Torres-Rangle, Schulze
 Luisana Helz, Schulze
 Phil Hunt, Nimitz
 Catherine Creeger, Singley
 Cana Claxton, C&I
 Angie Villegas,
 Ma Vadillo, GE
 Jesus Quezada, Singley
 Sammy Andrews, Director of Facilities
 Mark Bradford, Security
 Erika Pedroza, Communications
 Dennis Palacios, Communications
 Laura Marquez, Special Assistant to the Deputy Superintendent of School Operations
 Lynn Andrews, Executive Assistant to the Superintendent

VISITORS: Phil Meador, ISF
 Geoffrey Harris, UEA
 Misael Rubio
 Susan Kliegl
 John Hayle

Rhiannon Hayle
Michelle Sumabar
Ishrat Masud
Alexandra Ramirez
Michael Marquez
Sierra Marquez
Aly Harbin
Kevin Harbin
Afaf Malina
Aman Hussaini
Annes Jahanara
Lori Roman
Prany Davey
George Davey
Isaias Montiel
Jaslyn Garcia Alvarez
Violetta Hernandez
Danae Garcia
Rosa Vasquez
Ingrid Alvarez
Andres Chavez
Saurau Kandel
Bishna Kindel
Jaylin Campos
Alfredo Campos
Genci Martinez
Nia Monica
Saji George
Sebastian Rico
Nancy Torres
Dannis Tran
Antonio Dzman
Patricia Medellin
Aracely Dimas
Vauntiera Rivers
Andrew Creear
Alejandrina Siguerza
Alesia Adams
Gavrielle Hodge
Reyna Chavez
Berber Chavez
Christin Santamia
Igneo Raley
Consuelo Thropo
Angela Rojas
Sharon Barbosa=Crain
Nancy Compean
Leon Daniel
Emily John

Receive an Overview of Changes to the Reading and Math Curriculum for the 2024-2025 School Year

Discuss Proposed Draft of the 2024-2025 Student and Teacher Calendars

Receive Delinquent Ad Valorem Tax Collection Performance Report

Final Schematic Design Presentation for Baby University and Student Transportation Logistics Center

Discuss Items on the January 22, 2024 Regular Board Meeting Agenda

EXECUTIVE SESSION

RECONVENE

ADJOURNMENT

CONSENT ACTION ITEM
02/26/2024

TOPIC: Consider Approval of Financial Statement for December 2023

SUBMITTED BY: Fernando Natividad; Chief Financial Officer

BACKGROUND: The monthly preparation of the financial statement is to provide information about the financial position, performance, and changes in financial position of the district, which can be useful to the Board of Trustees, management, and other stakeholders in making economic decisions.

ADMINISTRATIVE RECOMMENDATION: The Administration recommends that the Board approve the Financial Statements for December 2023.

RECOMMENDED BOARD MOTION: I move the Board to approve the Financial Statements for December 2023.

Attachments:

1. Summary Memo from Mahdia Lalee to Fernando Natividad
2. Graphic Presentation of Expenditures and Fund Balance
3. Expenditures and Revenue Report for All Funds
4. Balance Sheet Reports for General Operating, Food Service and Debt Service Funds

Date: February 26, 2024
To: Fernando Natividad, Chief Financial Officer
From: Mahdia Lalee, Director of Business Operations
Subject: Financial Statements for December 2023

General Operating Fund

Revenue:

Total revenue and other sources for the General Operating Fund through December were \$125,746,090 or 38.4% of budget, compared to \$138,417,200 or 41.5% of budget last year, a decrease of \$12,671,109 or 9%. This decrease is attributed to the following item:

- Local Resources totaled \$47,842,457 compared to \$61,352,824 last year, a decrease of \$13,510,367.

Expenditures:

Total expenditures and other uses for the General Operating Fund through December were \$111,754,389 or 33.9% of budget, compared to \$111,837,869 or 32.3% of budget last year, a decrease of \$83,479 or .07%. There was no significant change when comparing year to year during this time.

Food Service Fund

Revenue:

Total revenue and other sources for the Food Service Fund through December were \$10,716,423 or 43% of budget compared to \$10,487,634 or 41.5% of budget last year, an increase of \$228,789 or 2.2%.

Expenditures:

Total expenditures and other uses for the Food Service Fund through December were \$8,815,209 or 37.9% of budget, compared to \$8,085,521 or 34.1% of budget last year, an increase of \$729,687 or 9%. The increase in total expenditures was attributed to the following item:

- Function 35 – the cost of food has increased multiple times year over year as well as the district is utilizing an outside service for kitchen equipment repairs this year versus last year. As well as the installation of security cameras and campus convection ovens this year.

Debt Service Fund

Revenue:

There was no significant difference in total revenue and other sources for the Debt Service Fund through December when compared to total revenue and other sources through the same period of the previous year when the impact of the prior year bond refunding is removed.

Expenditures:

There was no significant difference in total expenditures and other uses for the Debt Service Fund through December when compared to total expenditures and other uses through the same period of the previous year when the impact of the prior year bond refunding is removed.

Special Revenue Funds

Special Revenue Funds are used to account for the proceeds of special revenue sources (other than tax assessments, major capital projects, etc.) that are legally restricted to expenditures for specified purposes, such as special education grants.

Revenue:

Total revenue and other uses for the Special Revenue Fund through December were \$16,848,257 compared to \$18,050,439 last year, a decrease of \$1,565,912. This decrease is attributed to:

- The decrease is attributed to the timing of drawdowns at the beginning of the year.

Expenditures:

Total expenditures and other uses for the Special Revenue Fund through December were \$19,584,186 compared to \$20,470,644 last year a decrease of \$886,457.

- The decrease is attributed to the timing of drawdowns at the beginning of the year.

Capital Projects Funds

Revenue:

Total revenue and other uses for the Capital Project Fund through December were \$6,552,254. This is attributed to the 2023 bonds and the interest earned on those funds.

Expenditures:

Total expenditures and other uses for the Capital Project Fund through December were \$5,332,235 compared to \$17,063 last year, an increase of \$5,313,173. The increase is attributed to the 2023 bond and current ongoing projects.

Proprietary Funds

Irving ISD maintains the following Internal Service Funds: Workers' Compensation, Unemployment, Science Refurbishment, and Print Shop Service Center.

Revenue:

Total revenue and other sources for the Proprietary Fund through December were \$1,513,926 or 47.6% of budget compared to \$823,590 or 33.2% of budget last year, an increase of \$690,335. The increase in total revenue is attributed to the following item:

- Interfund transfer of \$700,000 to the Risk Management fund to cover the TASB costs for the 23-24 fiscal year.

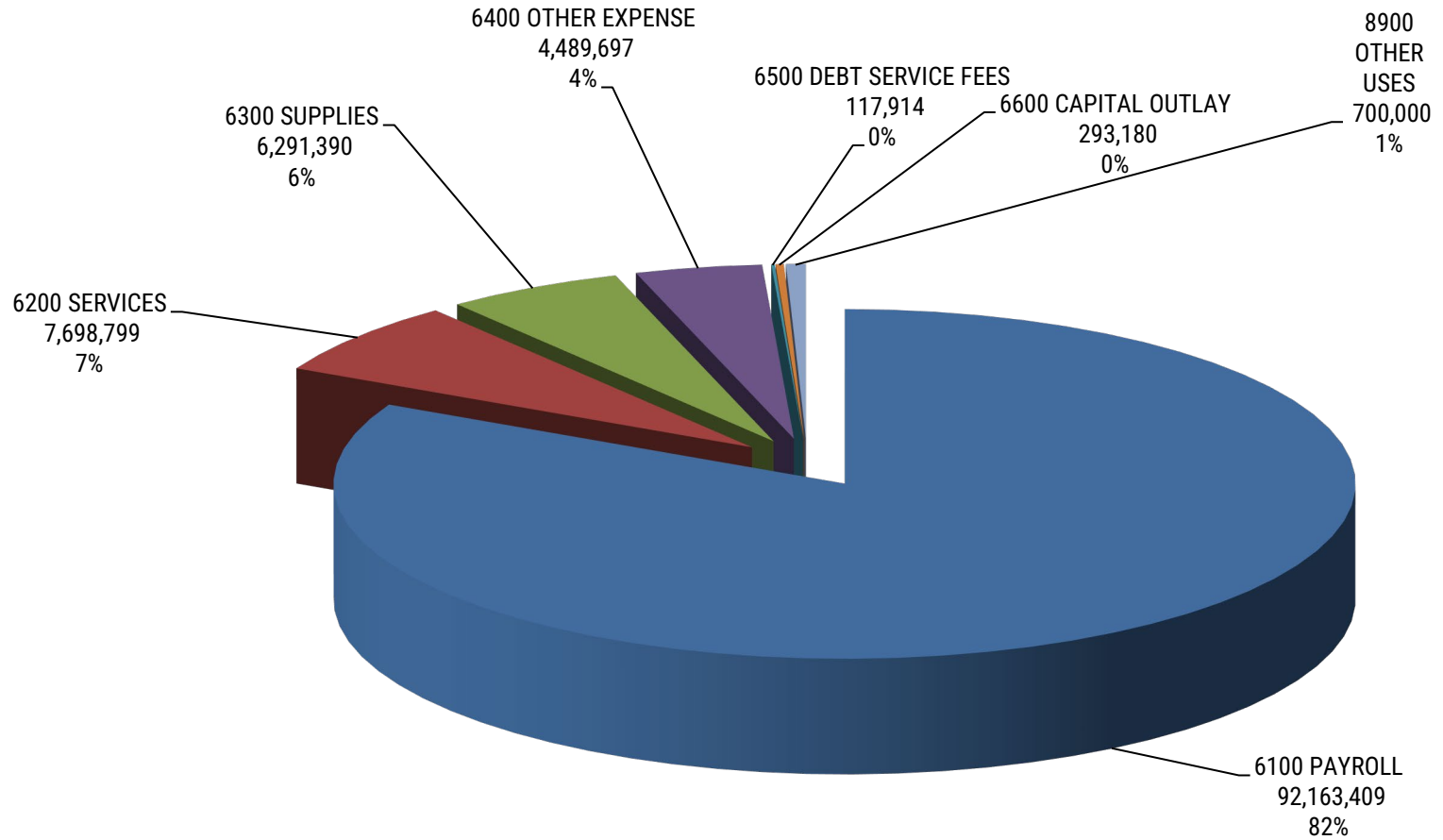
Expenditures:

Total expenditures and other uses for the Proprietary Fund through December were \$1,731,581 or 54.5% of budget, compared to \$611,907 or 24.7% of budget last year, an increase of \$1,119,674 or 182.9%. The increase in total expenditures was attributed to the following item:

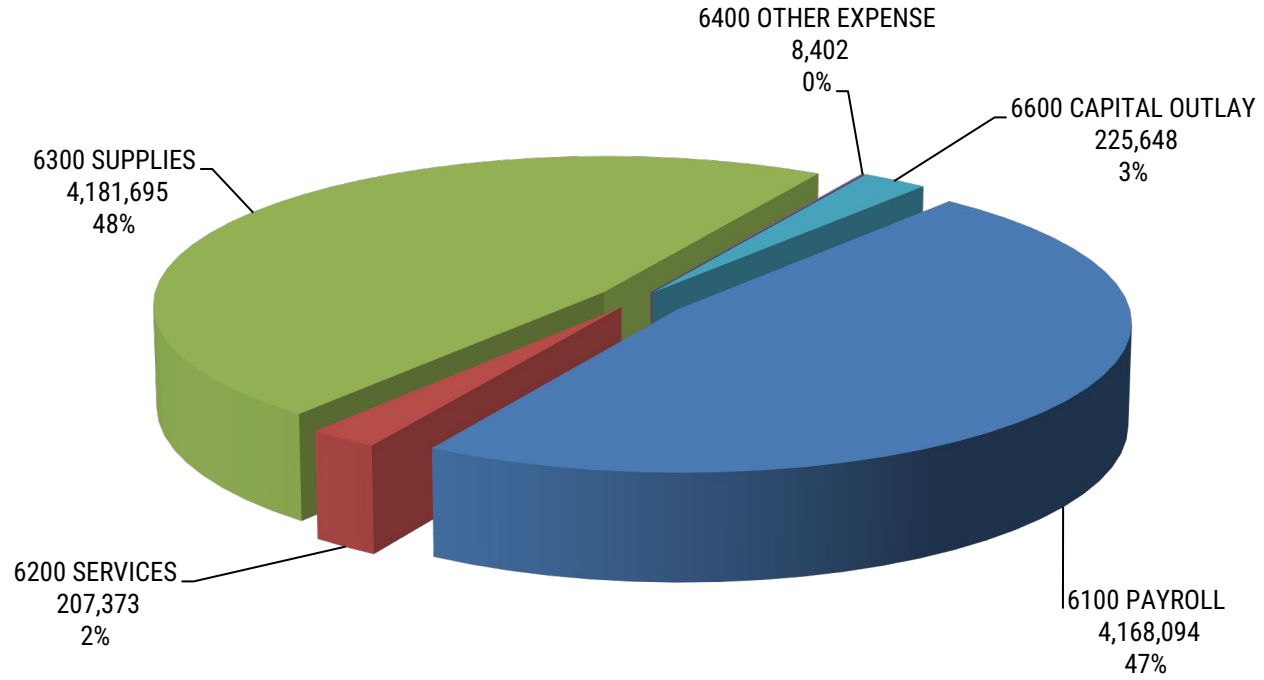
- Starting 23-24 Fiscal year the district has contracted TASB for worker's compensations, the increase in December 2023 versus December 2022 is that in October 2023 the district paid TASB a Lum sum to cover all claims for the 23-24 fiscal year but in December 2022 the district was paying only claims that were incurred in the month prior. The gap in the increase is expected to get smaller as the months go by.

As of December 31, 2023, total net assets for all the Internal Service Funds were \$1,502,690 with science refurbishment fund having a negative net position.

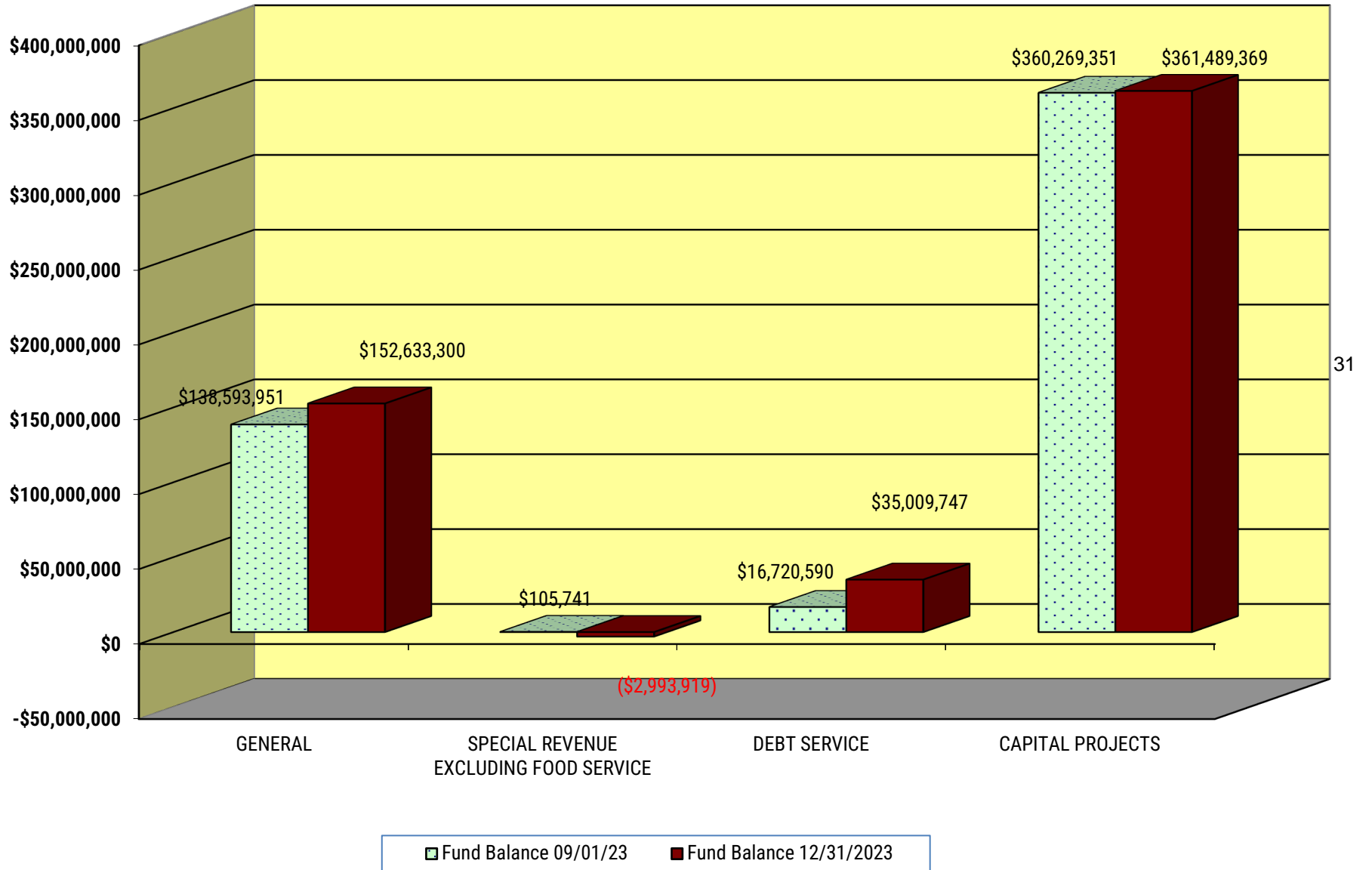
General Operating Fund YTD Actual Expenditures December 31, 2023



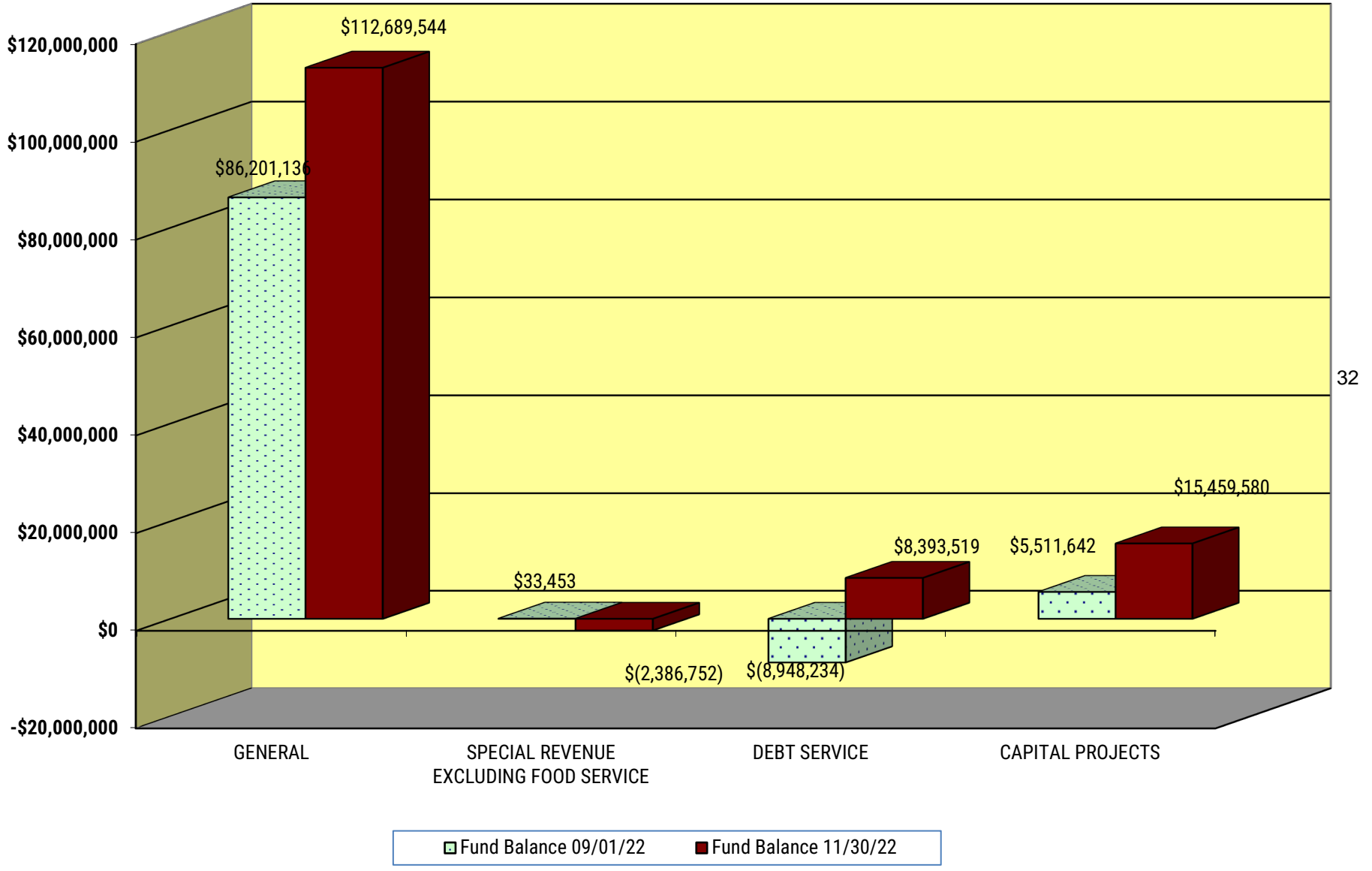
Food Service Fund YTD Actual Expenditures December 31, 2023



Comparative Fund Balances December 31, 2023



Comparative Fund Balances December 31, 2022



32

**IRVING INDEPENDENT SCHOOL DISTRICT
COMPARISON OF GENERAL OPERATING BUDGET & ACTUAL
December 31, 2023**

	CURRENT YEAR						PRIOR YEAR		
	09/01/2023 to 12/31/2023			12/23 MTD		(OVER) UNDER	09/01/2022 to 12/31/2022		
	BUDGET	ACTUAL	%YTD	ACTUAL	%MTD	YTD BUDGET	BUDGET	ACTUAL	%YTD
REVENUE									
LOCAL RESOURCES:									
5711 TAXES CURRENT YEAR	165,491,762	44,344,562	26.8%	35,353,880	21.4%	121,147,201	172,678,620	58,419,567	33.8%
5712 DELINQUENT TAXES	245,542	(481,201)	-196.0%	(41,390)	-16.9%	726,743	256,205	359,771	140.4%
5719 OTHER TAX RELATED REVENUE	480,000	335,086	69.8%	69,885	14.6%	144,914	500,000	275,680	55.1%
TOTAL TAXES	166,217,304	44,198,446	26.6%	35,382,375	21.3%	122,018,858	173,434,825	59,055,018	34.1%
5735 SUMMER SCHOOL	-	-	--	-	--	-	-	(152)	--
5738 PARKING FEES	4,500	1,881	41.8%	126	2.8%	2,619	4,500	1,053	23.4%
5739 OTHER TUITION AND FEES	200,000	182,767	91.4%	53,102	26.6%	17,233	200,000	178,697	89.3%
5742 INVESTMENT EARNINGS	250,000	1,973,758	789.5%	631,468	252.6%	(1,723,758)	500,000	931,336	186.3%
5743 RENTAL OF FACILITIES	70,000	9,665	13.8%	3,645	5.2%	60,335	70,000	14,841	21.2%
5744 GIFTS AND BEQUESTS	162,450	41,968	25.8%	-	0.0%	120,482	174,734	144,647	82.8%
5745 NET INSURANCE RECOVERY	200,000	500	0.3%	-	0.0%	199,500	200,000	14,929	7.5%
5746 TIF TAXES COLLECTED	-	-	--	-	--	-	-	-	--
5749 MISCELLANEOUS REVENUE	500,000	677,379	135.5%	253,100	50.6%	(177,379)	719,229	358,166	49.8%
5752 ATHLETIC	-	118,027	--	9,342	--	(118,027)	-	125,431	--
5755 ACTIVITY FUND RECEIPTS	1,115,548	379,222	34.0%	107,077	9.6%	736,326	1,081,860	334,264	30.9%
5766 CONCURRENT ENROLLMENT	50,000	-	0.0%	-	0.0%	50,000	50,000	-	0.0%
5767 IRVING SCHOOL FOUNDATION	38,726	78,079	90.4%	26,592	13.3%	19,234	41,383	67,774	163.8%
5769 REVENUE FROM INTERMEDIATE	200,000	180,766	130.6%	46,340	1.7%	(852,787)	200,000	126,820	63.4%
TOTAL OTHER LOCAL RESOURCES	2,791,224	3,644,011	130.6%	1,130,791	40.5%	(852,787)	3,241,707	2,297,806	70.9%
TOTAL LOCAL RESOURCES	169,008,528	47,842,457	28.3%	36,513,166	21.6%	121,166,071	176,676,532	61,352,824	34.7%
STATE RESOURCES:									
5811 PER CAPITA	-	3,893,104	--	716,550	--	(3,893,104)	7,224,195	6,226,117	86.2%
5812 FOUNDATION ENTITLEMENTS	137,450,419	65,864,188	47.9%	-	0.0%	71,586,231	119,852,633	64,092,053	53.5%
5819 STATE	-	-	--	-	--	-	-	-	--
5829 TEA/NON-FOUNDATION REVENUE	-	-	--	-	--	-	-	189	--
5831 STATE TRS ON-BEHALF	12,500,000	5,405,330	43.2%	1,347,463	10.8%	7,094,670	16,800,000	5,083,286	30.3%
TOTAL STATE RESOURCES	149,950,419	75,162,622	50.1%	2,064,013	1.4%	74,787,797	143,876,828	75,401,645	52.4%
FEDERAL RESOURCES:									
5929 FEDERAL REVENUE-TEA DISTR.	4,000,000	2,225,703	55.6%	2,061,379	51.5%	1,774,298	8,500,000	812,232	9.6%
5931 SHARS REIMBURSEMENT	4,350,000	413,029	9.5%	150,402	3.5%	3,936,971	4,350,000	477,800	11.0%
5939 CHILD & ADULT CARE PROGRAM	-	-	--	-	--	-	-	29,997	--
5946 BABS SUBSIDY	-	-	--	-	--	-	-	-	--
5949 ROTC	250,000	101,705	40.7%	10,986	4.4%	148,295	250,000	104,943	42.0%
5959 SHARED SERVICE ARRANGEMENT	-	575	--	-	--	-	-	636	--
TOTAL FEDERAL RESOURCES	8,600,000	2,741,012	31.9%	2,223,292	25.9%	5,858,988	13,100,000	1,425,608	10.9%
OTHER SOURCES:									
7912 SALE OF FIXED ASSETS	-	-	--	-	--	-	-	146,200	--
7913 LEASE/PURCHASE PROCEEDS	-	-	--	-	--	-	-	90,923	--
7915 INTERFUND TRANSFERS IN	-	-	--	-	--	-	-	-	--
7918 SPECIAL ITEMS	-	-	--	-	--	-	-	-	--
7919 EXTRAORDINARY ITEMS	-	-	--	-	--	-	-	-	--
TOTAL OTHER REVENUE SOURCES	-	-	--	-	--	-	-	237,123	--

33

IRVING INDEPENDENT SCHOOL DISTRICT
 COMPARISON OF GENERAL OPERATING BUDGET & ACTUAL
 December 31, 2023

	CURRENT YEAR						PRIOR YEAR		
	09/01/2023 to 12/31/2023			12/23 MTD	(OVER) UNDER		09/01/2022 to 12/31/2022		
	BUDGET	ACTUAL	%YTD	ACTUAL	%MTD	YTD BUDGET	BUDGET	ACTUAL	%YTD
TOTAL GENERAL OPERATING REVENUE:	327,558,947	125,746,090	38.4%	40,800,472	12.5%	201,812,857	333,653,360	138,417,200	41.5%

**IRVING INDEPENDENT SCHOOL DISTRICT
COMPARISON OF GENERAL OPERATING BUDGET & ACTUAL
December 31, 2023**

	CURRENT YEAR						PRIOR YEAR		
	09/01/2023 to 12/31/2023			12/23 MTD		(OVER) UNDER	09/01/2022 to 12/31/2022		
	BUDGET	ACTUAL	%YTD	ACTUAL	%MTD	YTD BUDGET	BUDGET	ACTUAL	%YTD
EXPENDITURES									
11 INSTRUCTION:									
6100 PAYROLL	183,835,971	60,287,371	32.8%	14,961,195	8.1%	123,548,600	183,432,269	61,427,468	33.5%
6200 CONTRACTED SERVICES	1,864,576	821,450	44.1%	118,813	6.4%	1,043,127	2,458,926	1,309,494	53.3%
6300 SUPPLIES	10,113,326	2,703,024	26.7%	451,746	4.5%	7,410,301	9,454,614	2,014,031	21.3%
6400 OTHER EXPENSE	2,020,544	704,681	34.9%	138,553	6.9%	1,315,863	1,882,278	537,268	28.5%
6600 CAPITAL OUTLAY	10,000	490,838	4908.4%	490,838	4908.4%	(480,838)	70,594	14,447	20.5%
TOTAL INSTRUCTION	197,844,416	65,007,363	32.9%	16,161,144	8.2%	132,837,053	197,298,680	65,302,708	33.1%
12 LIBRARY:									
6100 PAYROLL	4,674,188	1,376,814	29.5%	334,109	7.1%	3,297,374	4,443,618	1,518,652	34.2%
6200 CONTRACTED SERVICES	28,683	10,187	35.5%	(1,475)	-5.1%	18,495	50,703	11,157	22.0%
6300 SUPPLIES	790,163	497,921	63.0%	48,374	6.1%	292,241	1,083,280	670,596	61.9%
6400 OTHER EXPENSE	54,857	6,419	11.7%	943	1.7%	48,437	33,135	5,570	16.8%
6600 CAPITAL OUTLAY	-	2,075	--	2,075	--	(2,075)	-	-	--
TOTAL LIBRARY	5,547,890	1,893,417	34.1%	384,027	6.9%	3,654,473	5,610,737	2,205,974	39.3%
13 STAFF DEVELOPMENT:									
6100 PAYROLL	3,563,381	856,338	24.0%	207,630	5.8%	2,707,043	6,847,174	1,180,493	17.2%
6200 CONTRACTED SERVICES	274,097	48,264	17.6%	9,553	3.5%	225,833	632,882	(12,724)	-2.0%
6300 SUPPLIES	506,397	156,763	31.0%	11,515	2.3%	349,634	563,749	362,415	64.3%
6400 OTHER EXPENSE	565,442	146,438	25.9%	(4,237)	-0.7%	419,004	638,409	198,242	31.1%
6600 CAPITAL OUTLAY	-	2,075	--	(61,675)	--	(2,075)	-	-	--
TOTAL STAFF DEVELOPMENT	4,909,317	1,209,877	24.6%	162,786	3.3%	3,699,440	8,682,213	1,728,427	19.9%
21 INSTRUCTIONAL ADMINISTRATION:									
6100 PAYROLL	6,055,811	1,996,290	33.0%	508,303	8.4%	4,059,521	7,128,172	2,125,307	29.8%
6200 CONTRACTED SERVICES	401,706	200,908	50.0%	2,573	0.6%	200,797	1,065,742	489,278	45.9%
6300 SUPPLIES	746,599	293,234	39.3%	16,309	2.2%	453,364	638,589	360,516	56.5%
6400 OTHER EXPENSE	960,239	138,831	14.5%	27,531	2.9%	821,408	896,043	236,096	26.3%
6600 CAPITAL OUTLAY	500	18,921	3784.3%	18,921	3784.3%	(18,421)	500	-	0.0%
TOTAL INSTRUCTIONAL ADMINISTRATION	8,164,855	2,648,186	32.4%	573,638	7.0%	5,516,670	9,729,047	3,211,198	33.0%
23 SCHOOL ADMINISTRATION:									
6100 PAYROLL	20,241,267	6,496,981	32.1%	1,613,984	8.0%	13,744,286	19,722,727	6,641,663	33.7%
6200 CONTRACTED SERVICES	179,533	32,832	18.3%	1,820	1.0%	146,701	159,567	15,805	9.9%
6300 SUPPLIES	356,045	152,356	42.8%	23,505	6.6%	203,689	390,117	176,191	45.2%
6400 OTHER EXPENSE	390,522	111,166	28.5%	35,891	9.2%	279,356	391,722	152,163	38.8%
6600 CAPITAL OUTLAY	14,382	14,382	100.0%	-	0.0%	-	-	-	--
TOTAL SCHOOL ADMINISTRATION	21,181,748	6,807,716	32.1%	1,675,200	7.9%	14,374,032	20,664,134	6,985,822	33.8%

**IRVING INDEPENDENT SCHOOL DISTRICT
COMPARISON OF GENERAL OPERATING BUDGET & ACTUAL
December 31, 2023**

	CURRENT YEAR						PRIOR YEAR		
	09/01/2023 to 12/31/2023			12/23 MTD		(OVER) UNDER	09/01/2022 to 12/31/2022		
	BUDGET	ACTUAL	%YTD	ACTUAL	%MTD	YTD BUDGET	BUDGET	ACTUAL	%YTD
31 COUNSELING SERVICES:									
6100 PAYROLL	13,976,385	4,971,253	35.6%	1,235,429	8.8%	9,005,132	18,179,968	4,752,478	26.1%
6200 CONTRACTED SERVICES	1,231,333	731,831	59.4%	74,745	6.1%	499,502	581,408	304,959	52.5%
6300 SUPPLIES	693,826	207,775	29.9%	47,375	6.8%	486,051	897,612	156,534	17.4%
6400 OTHER EXPENSE	131,449	38,852	29.6%	3,163	2.4%	92,596	158,831	68,340	43.0%
6600 CAPITAL OUTLAY	-	-	--	-	--	-	-	-	--
TOTAL COUNSELING SERVICES	16,032,992	5,949,711	37.1%	1,360,712	8.5%	10,083,281	19,817,820	5,282,310	26.7%
32 ATTENDANCE SERVICES:									
6100 PAYROLL	1,315,501	239,272	18.2%	60,668	4.6%	1,076,229	1,639,943	441,264	26.9%
6200 CONTRACTED SERVICES	2,750	1,680	61.1%	420	15.3%	1,070	750	2,170	289.3%
6300 SUPPLIES	-	-	--	-	--	-	87	-	0.0%
6400 OTHER EXPENSE	1,242	20	1.6%	-	0.0%	1,222	6,592	149	2.3%
TOTAL ATTENDANCE SERVICES	1,319,493	240,972	18.3%	61,088	4.6%	1,078,521	1,647,372	443,584	26.9%
33 HEALTH SERVICES:									
6100 PAYROLL	3,466,331	1,086,863	31.4%	270,068	7.8%	2,379,468	3,279,312	1,138,755	34.7%
6200 CONTRACTED SERVICES	4,800	992	20.7%	(2,037)	-42.4%	3,808	4,800	2,500	52.1%
6300 SUPPLIES	103,726	61,901	59.7%	149	0.1%	41,825	117,247	61,953	52.8%
6400 OTHER EXPENSE	11,930	1,879	15.8%	396	3.3%	10,050	7,694	2,469	32.1%
6600 CAPITAL OUTLAY	-	2,075	--	2,075	--	(2,075)	-	-	--
TOTAL HEALTH SERVICES	3,586,787	1,153,710	32.2%	270,652	7.5%	2,433,077	3,409,053	1,205,677	35.4%
34 PUPIL TRANSPORTATION:									
6100 PAYROLL	7,263,518	3,252,225	44.8%	661,799	9.1%	4,011,293	7,726,097	2,594,303	33.6%
6200 CONTRACTED SERVICES	1,265,320	159,244	12.6%	54,710	4.3%	1,106,076	1,193,771	376,368	31.5%
6300 SUPPLIES	1,044,259	6,579	0.6%	57,543	5.5%	1,037,679	1,103,523	135,910	12.3%
6400 OTHER EXPENSE	342,987	157,325	45.9%	6,572	1.9%	185,662	213,598	152,829	71.5%
6600 CAPITAL OUTLAY	1,757,642	8,006	0.5%	2,710	0.2%	1,749,636	2,223,650	1,079,715	48.6%
TOTAL PUPIL TRANSPORTATION	11,673,725	3,583,379	30.7%	783,334	6.7%	8,090,347	12,460,639	4,339,125	34.8%
35 FOOD SERVICE:									
6100 PAYROLL	741,065	221,174	29.8%	45,159	6.1%	519,891	500,569	199,939	39.9%
6300 SUPPLIES	1,600	-	0.0%	-	0.0%	1,600	1,600	-	0.0%
6400 OTHER EXPENSE	220,000	-	0.0%	-	0.0%	220,000	220,000	235	0.1%
6600 CAPITAL OUTLAY	-	-	--	-	--	-	761	-	0.0%
TOTAL FOOD SERVICE	962,665	221,174	23.0%	45,159	4.7%	741,491	722,930	200,174	27.7%
36 EXTRA-CURRICULAR ACTIVITIES:									
6100 PAYROLL	3,933,398	1,468,325	37.3%	361,318	9.2%	2,465,073	1,568,564	1,275,926	81.3%
6200 CONTRACTED SERVICES	588,907	221,216	37.6%	35,117	6.0%	367,691	725,859	183,431	25.3%
6300 SUPPLIES	687,798	98,202	14.3%	37,239	5.4%	589,595	1,339,356	129,950	9.7%
6400 OTHER EXPENSE	940,745	481,701	51.2%	88,885	9.4%	459,044	1,093,301	433,305	39.6%
6600 CAPITAL OUTLAY	17,500	4,133	23.6%	4,133	23.6%	13,367	37,194	11,699	31.5%
TOTAL EXTRA-CURRICULAR ACTIVITIES	6,168,348	2,273,578	36.9%	526,692	8.5%	3,894,770	4,764,274	2,034,311	42.7%

36

**IRVING INDEPENDENT SCHOOL DISTRICT
COMPARISON OF GENERAL OPERATING BUDGET & ACTUAL
December 31, 2023**

	CURRENT YEAR						PRIOR YEAR		
	09/01/2023 to 12/31/2023			12/23 MTD		(OVER) UNDER	09/01/2022 to 12/31/2022		
	BUDGET	ACTUAL	%YTD	ACTUAL	%MTD	YTD BUDGET	BUDGET	ACTUAL	%YTD
41 GENERAL ADMINISTRATION:									
6100 PAYROLL	7,280,389	2,592,658	35.6%	646,723	8.9%	4,687,731	11,661,789	2,470,004	21.2%
6200 CONTRACTED SERVICES	1,670,404	282,466	16.9%	574,724	34.4%	1,387,938	1,350,168	(162,969)	-12.1%
6300 SUPPLIES	1,488,568	263,799	17.7%	31,010	2.1%	1,224,769	1,238,999	621,424	50.2%
6400 OTHER EXPENSE	910,573	363,617	39.9%	21,936	2.4%	546,956	905,603	425,098	46.9%
6500 DEBT SERVICE FEES	-	70,267	--	(5,103)	--	(70,267)	-	-	--
6600 CAPITAL OUTLAY	70,952	(487,714)	-687.4%	(545,828)	-769.3%	558,666	-	-	--
TOTAL GENERAL ADMINISTRATION	11,420,886	3,085,093	27.0%	723,464	6.3%	8,335,793	15,156,559	3,353,557	22.1%
51 MAINTENANCE:									
6100 PAYROLL	15,765,325	5,320,958	33.8%	1,179,215	7.5%	10,444,367	12,373,304	5,373,374	43.4%
6200 CONTRACTED SERVICES	7,976,980	3,115,132	39.1%	819,427	10.3%	4,861,848	10,244,232	2,225,367	21.7%
6300 SUPPLIES	2,607,149	1,252,484	48.0%	193,602	7.4%	1,354,665	4,226,667	1,172,476	27.7%
6400 OTHER EXPENSE	2,044,627	2,253,865	110.2%	227,860	11.1%	(209,238)	1,669,461	1,617,680	96.9%
6600 CAPITAL OUTLAY	234,439.00	164,711.62	70.3%	11,123	4.7%	69,727	1,106,072	590,123	53.4%
TOTAL MAINTENANCE	28,628,521	12,107,150	42.3%	2,431,226	8.5%	16,521,371	29,619,736	10,979,021	37.1%
52 SECURITY:									
6100 PAYROLL	2,606,830	954,930	36.6%	222,506	8.5%	1,651,901	1,611,167	890,178	55.3%
6200 CONTRACTED SERVICES	2,311,472	891,659	38.6%	24,726	1.1%	1,419,813	3,246,047	1,033,156	31.8%
6300 SUPPLIES	488,387	204,535	41.9%	8,018	1.6%	283,852	1,223,849	411,788	33.6%
6400 OTHER EXPENSE	55,474	24,492	44.1%	5,652	10.2%	30,982	2,514	392	15.6%
6600 CAPITAL OUTLAY	38,100	-	0.0%	-	0.0%	38,100	95,614	-	0.0%
TOTAL SECURITY	5,500,263	2,075,615	37.7%	260,902	4.7%	3,424,648	6,179,191	2,335,513	37.8%
53 DATA PROCESSING:									
6100 PAYROLL	2,306,183	940,797	40.8%	236,056	10.2%	1,365,386	2,451,278	745,300	30.4%
6200 CONTRACTED SERVICES	928,190	648,300	69.8%	337,981	36.4%	279,890	958,300	659,289	68.8%
6300 SUPPLIES	1,047,126	384,448	36.7%	67,253	6.4%	662,679	1,514,222	155,132	10.2%
6400 OTHER EXPENSE	44,700	4,744	10.6%	2,183	4.9%	39,956	50,923	10,358	20.3%
6600 CAPITAL OUTLAY	20,000	7,440	37.2%	7,440	37.2%	12,560	385,424	-	0.0%
TOTAL DATA PROCESSING	4,346,200	1,985,729	45.7%	650,913	15.0%	2,360,471	5,360,147	1,570,080	29.3%
61 COMMUNITY SERVICES:									
6100 PAYROLL	385,558	101,161	26.2%	25,590	6.6%	284,397	2,780,811	79,070	2.8%
6200 CONTRACTED SERVICES	242,186	170,837	70.5%	53,866	22.2%	71,348	225,475	151,583	67.2%
6300 SUPPLIES	85,294	8,369	9.8%	215	0.3%	76,925	102,024	11,696	11.5%
6400 OTHER EXPENSE	190,192	55,668	29.3%	4,714	2.5%	134,524	189,167	65,420	34.6%
6600 CAPITAL OUTLAY	-	2,075	--	2,075	--	(2,075)	-	-	--
TOTAL COMMUNITY SERVICES	903,230	338,110	37.4%	86,459	9.6%	565,119	3,297,477	307,769	9.3%
71 DEBT SERVICE									
6500 DEBT SERVICE FEES	180,830	47,648	26.3%	68,853	38.1%	133,182	-	-	--
TOTAL PAYMENTS TO JJAEP	180,830	47,648	26.3%	68,853	38.1%	133,182	-	-	--

37

IRVING INDEPENDENT SCHOOL DISTRICT
 COMPARISON OF GENERAL OPERATING BUDGET & ACTUAL
 December 31, 2023

	CURRENT YEAR						PRIOR YEAR		
	09/01/2023 to 12/31/2023			12/23 MTD		(OVER) UNDER	09/01/2022 to 12/31/2022		
	BUDGET	ACTUAL	%YTD	ACTUAL	%MTD	YTD BUDGET	BUDGET	ACTUAL	%YTD
81 FACILITIES:									
6200 CONTRACTED SERVICES	-	-	--	-	--	-	93,000	-	0.0%
6300 SUPPLIES & MATERIALS	-	-	--	-	--	-	-	-	--
6400 OTHER EXPENSE	-	-	--	-	--	-	-	-	6.2%
6600 CAPITAL OUTLAY	86,272	64,163	74.4%	(2,169)	-2.5%	22,110	505,551	31,260	--
TOTAL FACILITIES	86,272	64,163	74.4%	(2,169)	-2.5%	22,110	598,551	31,260	5.2%
95 PAYMENTS TO JJAEP:									
6200 CONTRACTED SERVICES	190,000	8,568	4.5%	912	0.5%	181,432	190,000	3,000	1.6%
TOTAL PAYMENTS TO JJAEP	190,000	8,568	4.5%	912	0.5%	181,432	190,000	3,000	1.6%
97 PAYMENTS TO TIF:									
6400 OTHER EXPENSE	-	-	--	-	--	-	-	-	--
TOTAL PAYMENTS TO TIF	-	-	--	-	--	-	-	-	--
99 INTERGOVERNMENTAL CHARGES:									
6200 CONTRACTED SERVICES	702,478	353,232	50.3%	-	0.0%	349,246	636,721	318,361	50.0%
TOTAL INTERGOVERNMENTAL CHARGES	702,478	353,232	50.3%	-	0.0%	349,246	636,721	318,361	50.0%
OTHER USES:									
8911 INTERFUND TRANSFERS OUT	700,000	700,000	100.0%	-	0.0%	-	-	-	--
TOTAL OTHER USES	700,000	700,000	100.0%	-	0.0%	-	-	-	--
TOTAL 6000 EXPENDITURES:	330,050,917	111,754,389	33.9%	26,203,786	7.9%	218,296,527	345,845,281	111,837,869	32.3%
EXCESS (DEFICIENCY) REVENUE OVER EXPENDITURES:	(2,491,970)	13,991,701		<u>14,596,685</u>			(12,191,922)	26,579,331	
BEGINNING FUND BALANCE:	86,582,771	114,137,493					118,093,034	118,093,034	
ENDING FUND BALANCE:	<u>84,090,801</u>	<u>128,129,194</u>					<u>105,901,112</u>	<u>144,672,365</u>	

**IRVING INDEPENDENT SCHOOL DISTRICT
COMPARISON OF GENERAL OPERATING BUDGET & ACTUAL
December 31, 2023**

	CURRENT YEAR						PRIOR YEAR		
	09/01/2023 to 12/31/2023			12/23 MTD		(OVER) UNDER	09/01/2022 to 12/31/2022		
	BUDGET	ACTUAL	%YTD	ACTUAL	%MTD	YTD BUDGET	BUDGET	ACTUAL	%YTD
REVENUE SUMMARY:									
LOCAL REVENUE	169,008,528	47,842,457	28.3%	36,513,166	22%	121,166,071	176,676,532	61,352,824	34.7%
STATE REVENUE	149,950,419	75,162,622	50.1%	2,064,013	1%	74,787,797	143,876,828	75,401,645	52.4%
FEDERAL REVENUE	8,600,000	2,741,012	31.9%	2,223,292	26%	5,858,988	13,100,000	1,425,608	10.9%
OTHER SOURCES	-	-	--	-	--	-	-	237,123	--
TOTAL OTHER REVENUE SOURCES	327,558,947	125,746,090	38.4%	40,800,472	12%	201,812,857	333,653,360	138,417,200	41.5%
APPROPRIATIONS/EXPENDITURES									
BUDGET CATEGORY SUMMARY:									
6100 PAYROLL	277,411,101	92,163,409	33.2%	21,907,952	8%	185,247,692	285,346,762	92,854,173	32.5%
6200 SERVICES	19,863,416	7,698,799	38.8%	2,057,738	10%	12,164,616	23,818,352	6,910,226	29.0%
6300 SUPPLIES	20,760,262	6,291,390	30.3%	936,311	5%	14,468,871	23,895,537	6,440,612	27.0%
6400 OTHER EXPENSE	8,885,522	4,489,697	50.5%	556,181	6%	4,395,825	8,359,272	3,905,614	46.7%
6500 DEBT SERVICE FEES	180,830	117,914	65.2%	63,750	35%	62,916	-	-	--
6600 CAPITAL OUTLAY	2,249,787	293,180	13.0%	(70,992)	-3%	1,956,608	4,425,359	1,727,244	39.0%
8900 OTHER USES	700,000	700,000	100.0%	-	0%	-	-	-	--
TOTAL APPROPRIATIONS/EXPENDITURES	330,050,917	111,754,389	33.9%	25,450,940	8%	218,296,527	345,845,281	111,837,869	32.3%

IRVING INDEPENDENT SCHOOL DISTRICT
 COMPARISON OF FOOD SERVICE BUDGET & ACTUAL
 December 31, 2023

	CURRENT YEAR						PRIOR YEAR		
	09/01/2023 to 12/31/2023			12/23 MTD			09/01/2022 to 12/31/2022		
	BUDGET	ACTUAL	%YTD	ACTUAL	%MTD	(OVER) UNDER YTD BUDGET	BUDGET	ACTUAL	%YTD
REVENUE:									
LOCAL RESOURCES:									
5742 INVESTMENT EARNINGS	80,000	549,127	686.4%	140,894	176.1%	(469,127)	80,000	331,480	414.4%
5749 MISCELLANEOUS REVENUE	-	-	0.0%	-	-	-	-	38,197	-
5751 FOOD SERVICES	1,000,000	367,813	36.8%	85,100	8.5%	632,187	2,000,000	451,060	22.6%
5755 ACTIVITY FUND RECEIPTS	50,000	-	0.0%	-	0.0%	50,000	50,000	-	0.0%
TOTAL LOCAL RESOURCES	1,130,000	916,939	81.1%	225,994	20.0%	213,061	2,130,000	820,737	38.5%
STATE RESOURCES:									
5829 TEA/NON-FOUNDATION REVENUE	120,000	-	0.0%	-	0.0%	120,000	120,000	-	0.0%
5839 STATE REVENUE TEXAS GRANTS	-	-	0.0%	-	0.0%	-	-	-	0.0%
TOTAL STATE RESOURCES	120,000	-	0.0%	-	0.0%	120,000	120,000	-	0.0%
FEDERAL RESOURCES:									
5921 SCHOOL BREAKFAST PROGRAM	6,000,000	2,952,591	49.2%	654,678	10.9%	3,047,409	5,500,000	2,799,928	50.9%
5922 NATIONAL SCHOOL LUNCH PROGRAM	15,640,000	6,723,060	43.0%	1,461,798	9.3%	8,916,940	15,640,000	6,603,529	42.2%
5923 USDA DONATED COMMODITIES	1,850,000	-	0.0%	-	0.0%	1,850,000	1,700,000	-	0.0%
5938 SUMMER FEEDING PROGRAM	-	-	-	-	-	-	-	-	-
5939 CACFP SUPPER PROGRAM	200,000	123,833	61.9%	-	0.0%	76,167	200,000	263,440	131.7%
TOTAL FEDERAL RESOURCES	23,690,000	9,799,484	41.4%	2,116,476	8.9%	13,890,516	23,040,000	9,666,897	42.0%
TOTAL FOOD SERVICE REVENUE:	24,940,000	10,716,423	43.0%	2,342,471	9.4%	14,223,577	25,290,000	10,487,634	41.5%
EXPENDITURES:									
35 FOOD SERVICE:									
6100 PAYROLL	9,461,378	4,141,968	43.8%	798,149	8.4%	5,319,410	8,693,765	4,050,088	46.6%
6200 CONTRACTED SERVICES	770,455	198,133	25.7%	64,017	8.3%	572,322	598,693	113,691	19.0%
6300 SUPPLIES	10,462,372	4,181,695	40.0%	1,021,545	9.8%	6,280,678	10,512,236	3,775,093	35.9%
6400 OTHER EXPENSE	86,200	8,402	9.7%	1,892	2.2%	77,798	82,400	17,418	21.1%
6600 CAPITAL OUTLAY	965,000	225,648	23.4%	6,000	0.6%	739,352	21,437	16,569	77.3%
FOOD SERVICE EXPENDITURES	21,745,405	8,755,846	40.3%	1,891,603	8.7%	12,989,559	19,908,531	7,972,860	40.0%
36 EXTRA-CURRICULAR ACTIVITIES:									
6100 PAYROLL	-	-	-	-	-	-	-	-	-
6200 CONTRACTED SERVICES	-	-	-	-	-	-	-	-	-
6300 SUPPLIES	-	-	-	-	-	-	-	-	-
6400 OTHER EXPENSE	-	-	-	-	-	-	-	-	-
6600 CAPITAL OUTLAY	-	-	-	-	-	-	-	-	-
EXTRA-CURRICULAR ACTIVITIES	-	-	-	-	-	-	-	-	-
51 MAINTENANCE:									
6100 PAYROLL	463,085	26,126	5.6%	5,247	1.1%	436,959	449,024	31,650	7.0%
6200 CONTRACTED SERVICES	9,980	9,240	92.6%	-	0.0%	740	323,275	9,240	2.9%
6300 SUPPLIES	399,093	23,997	6.0%	2,117	0.5%	375,096	219,142	71,772	32.8%
MAINTENANCE EXPENDITURES	872,158	59,362	6.8%	7,364	0.8%	812,795	991,441	112,662	11.4%
81 FACILITIES:									
6200 CONTRACTED SERVICES	-	-	-	-	-	-	-	-	-
6600 CAPITAL OUTLAY	621,622	-	0.0%	-	0.0%	621,622	2,813,431	-	0.0%
FACILITIES EXPENDITURES	621,622	-	0.0%	-	0.0%	621,622	2,813,431	-	-
89 OTHER USES:									
8911 INTERFUND TRANSFERS OUT	-	-	-	-	0.0%	-	-	-	-
TOTAL 6000 EXPENDITURES:	23,239,185	8,815,209	37.9%	1,898,967	8.2%	14,423,976	23,713,403	8,085,521	34.1%
EXCESS (DEFICIENCY) REVENUE OVER EXPENDITURES:	1,700,815	1,901,214		443,503			1,576,597	2,402,113	
BEGINNING FUND BALANCE:	14,429,112	17,082,116					5,176,509	5,176,509	
ENDING FUND BALANCE:	16,129,927	18,983,330					6,753,106	7,578,622	

**IRVING INDEPENDENT SCHOOL DISTRICT
COMPARISON OF DEBT SERVICE BUDGET & ACTUAL
December 31, 2023**

	CURRENT YEAR						PRIOR YEAR		
	BUDGET	09/01/2023 to 12/31/2023 YTD ACTUAL	%YTD	12/23 MTD ACTUAL	%MTD	(OVER) UNDER YTD BUDGET	BUDGET	09/01/2022 to 12/31/2022 YTD ACTUAL	%YTD
REVENUE:									
LOCAL RESOURCES:									
5711 TAXES CURRENT YEAR	61,000,850	18,288,551	30.0%	14,580,621	23.9%	42,712,299	45,278,925	15,598,335	34.4%
5712 DELINQUENT TAXES	100,000	(127,889.17)	-127.9%	(10,982)	-11.0%	227,889	100,000	97,703	97.7%
5719 OTHER TAX RELATED REVENUE	-	68,276	--	10,779	--	(68,276)	-	57,540	--
TOTAL TAXES	<u>61,100,850</u>	<u>18,228,938</u>	<u>29.8%</u>	<u>14,580,419</u>	<u>23.9%</u>	<u>42,871,912</u>	<u>45,378,925</u>	<u>15,753,577</u>	<u>34.7%</u>
5742 INVESTMENT EARNINGS	450,000	60,719	13.5%	15,580	3.5%	389,281	25,000	100,528	402.1%
TOTAL LOCAL RESOURCES	<u>61,550,850</u>	<u>18,289,657</u>	<u>29.7%</u>	<u>14,595,999</u>	<u>23.7%</u>	<u>43,261,193</u>	<u>45,403,925</u>	<u>15,854,105</u>	<u>34.9%</u>
STATE RESOURCES (EDA):									
5829 TEA/NON-FOUNDATION REVENUE	-	-	--	-	--	-	-	1,492,048	--
TOTAL STATE RESOURCES	<u>-</u>	<u>-</u>	<u>--</u>	<u>-</u>	<u>--</u>	<u>-</u>	<u>-</u>	<u>1,492,048</u>	<u>--</u>
OTHER SOURCES:									
7911 SALE OF BONDS	-	-	--	-	--	-	-	-	--
7915 INTERFUND TRANSFERS IN	-	-	--	-	--	-	-	-	--
7916 PREMIUM (DISCOUNT) BONDS	-	-	--	-	--	-	-	-	--
TOTAL OTHER SOURCES	<u>-</u>	<u>-</u>	<u>--</u>	<u>-</u>	<u>0.0%</u>	<u>-</u>	<u>-</u>	<u>-</u>	<u>--</u>
TOTAL REVENUE:	<u>61,550,850</u>	<u>18,289,657</u>	<u>29.7%</u>	<u>14,595,999</u>	<u>23.7%</u>	<u>43,261,193</u>	<u>45,403,925</u>	<u>17,346,153</u>	<u>38.2%</u>
EXPENDITURES:									
71 DEBT SERVICE:									
6500 DEBT SERVICE FEES	61,500,850	500	0.0%	-	0.0%	61,500,350	45,278,925	4,400	0.0%
DEBT SERVICE EXPENDITURES	<u>61,500,850</u>	<u>500</u>	<u>0.0%</u>	<u>-</u>	<u>0.0%</u>	<u>61,500,350</u>	<u>45,278,925</u>	<u>4,400</u>	<u>0.0%</u>
OTHER USES:									
8949 REFUNDING BONDS	-	-	0.0%	-	0.0%	-	-	-	--
TOTAL OTHER USES	<u>-</u>	<u>-</u>	<u>0.0%</u>	<u>-</u>	<u>0.0%</u>	<u>-</u>	<u>-</u>	<u>-</u>	<u>--</u>
TOTAL EXPENDITURES:	<u>61,500,850</u>	<u>500</u>	<u>0.0%</u>	<u>-</u>	<u>0.0%</u>	<u>61,500,350</u>	<u>45,278,925</u>	<u>4,400</u>	<u>0.0%</u>
EXCESS (DEFICIENCY) REVENUE OVER EXPENDITURES:	50,000	18,289,157		<u>14,595,999</u>			125,000	17,341,753	
BEGINNING FUND BALANCE:	<u>9,580,167</u>	<u>11,610,709</u>					<u>10,914,557</u>	<u>10,914,557</u>	
ENDING FUND BALANCE:	<u>9,630,167</u>	<u>29,899,866</u>					<u>11,039,557</u>	<u>28,256,310</u>	

**IRVING INDEPENDENT SCHOOL DISTRICT
COMBINED STATEMENT OF REVENUE, EXPENDITURES, AND CHANGES IN FUND BALANCES
ALL GOVERNMENTAL FUND TYPES
09/01/2023-12/31/2023**

DATA CONTROL CODES		GOVERNMENTAL FUND TYPES			
		100-199	200-499	500-599	600-699
		GENERAL	SPECIAL REVENUE EXCLUDING FOOD SERVICE	DEBT SERVICE	CAPITAL PROJECTS
REVENUE:					
5700	Local and Intermediate Sources	\$ 47,842,457	\$ 2,250	\$ 18,289,657	\$ 6,552,254
5800	State Program Revenues	75,162,622.08	452,664	-	-
5900	Federal Program Revenues	2,741,012	16,029,614	-	-
5020	Total Revenue:	\$ 125,746,090	16,484,527	18,289,657	6,552,254
EXPENDITURES:					
0010	Instruction and Instructional-Related	68,110,657	7,385,845	-	-
0020	Instructional and School Leadership	9,455,901	868,135	-	120,071
0030	Support Services - Student (Pupil)	13,422,524	752,282	-	1,470
0040	Administrative Support Services	3,085,093	8,909,143	-	182,991
0050	Support Services - Nonstudent Based	16,168,494	827,653	-	1,639,985
0060	Community Services	338,110	841,128	-	-
0070	Debt Service	-	-	500	-
0080	Capital Outlay	64,163	-	-	3,387,720
0090	Intergovernmental Charges/JJAE/PI	361,800	-	-	-
6030	Total Expenditures:	111,006,742	19,584,186	500	5,332,236
EXCESS (DEFICIENCY) REVENUE OVER (UNDER) EXPEND		<u>14,739,349</u>	<u>(3,099,659)</u>	<u>18,289,157</u>	<u>1,220,018</u>
OTHER FINANCING SOURCES:					
7900	Proceeds from Sale of Fixed Assets	-	-	-	-
	Proceeds from Sale of Bonds	-	-	-	-
	Premium (Discount) Bonds Payable	-	-	-	-
	Interfund Transfers In	-	-	-	-
7020	Total Other Financing Sources:	-	-	-	-
OTHER FINANCING USES:					
8900	Refunding Bonds	-	-	-	-
	Interfund Transfers Out	700,000	-	-	-
8030	Total Other Financing Uses:	700,000	-	-	-
TOTAL OTHER FINANCING SOURCES		<u>(700,000)</u>	<u>-</u>	<u>-</u>	<u>-</u>
1200	EXCESS (DEFICIENCY) REVENUE AND OTHER FINANCING SOURCES OVER (UNDER) EXPENDITURES AI	14,039,349	(3,099,659)	18,289,157	1,220,018
0100	FUND BALANCE - September 1 (Begin)	138,593,951	105,741	16,720,590	360,269,351
3000	FUND BALANCE (DEFICIT) - (Ending)	\$ 152,633,300	\$ (2,993,919)	\$ 35,009,747	\$ 361,489,369

**IRVING INDEPENDENT SCHOOL DISTRICT
COMBINED STATEMENT OF REVENUE, EXPENDITURES, AND CHANGES IN FUND BALANCES
ALL GOVERNMENTAL FUND TYPES
09/01/2022-12/31/2022**

DATA CONTROL CODES		GOVERNMENTAL FUND TYPES			
		100-199	200-499	500-599	600-699
		GENERAL	SPECIAL REVENUE EXCLUDING FOOD SERVICE	DEBT SERVICE	CAPITAL PROJECTS
	REVENUE:				
5700	Local and Intermediate Sources	\$ 61,352,824	\$ 4,500	\$ 15,854,105	\$ -
5800	State Program Revenues	75,401,645.14	302,052	1,492,048	-
5900	Federal Program Revenues	<u>1,425,608</u>	<u>17,743,887</u>	-	-
5020	Total Revenue:	\$ 138,180,077	18,050,440	17,346,153	-
	EXPENDITURES:				
0010	Instruction and Instructional-Relate	69,237,109	13,964,686	-	-
0020	Instructional and School Leadershij	10,197,019	928,461	-	-
0030	Support Services - Student (Pupil)	13,505,180	788,383	-	-
0040	Administrative Support Services	3,353,557	3,860,108	-	-
0050	Support Services - Nonstudent Basi	14,884,614	182,720	-	-
0060	Community Services	307,769	746,286	-	-
0070	Debt Service	-	-	4,400	-
0080	Capital Outlay	31,260	-	-	17,063
0090	Intergovernmental Charges/JJAEP,	<u>321,361</u>	-	-	-
6030	Total Expenditures:	111,837,869	20,470,644	4,400	17,063
	EXCESS (DEFICIENCY) REVENUE OVER (UNDER) EXPE	<u>26,342,209</u>	<u>(2,420,205)</u>	<u>17,341,753</u>	<u>(17,063)</u>
7900	OTHER FINANCING SOURCES:				
	Proceeds from Sale of Fixed Assets	146,200	-	-	-
	Proceeds from Sale of Bonds	-	-	-	-
	Premium (Discount) Bonds Payable	-	-	-	-
	Operating Transfers In	-	-	-	-
	Special Items	-	-	-	-
	Interfund Transfers In	-	-	-	9,965,000
7020	Total Other Financing Sources:	<u>146,200</u>	-	-	<u>9,965,000</u>
8900	OTHER FINANCING USES:				
	Refunding Bonds	-	-	-	-
	Operating Transfers Out	-	-	-	-
8030	Total Other Financing Uses:	-	-	-	-
	TOTAL OTHER FINANCING SOURCI	<u>146,200</u>	-	-	<u>9,965,000</u>
1200	EXCESS (DEFICIENCY) REVENUE AND OTHER FINANCING SOURCES OVER (UNDER) EXPENDITURES	26,488,409	(2,420,205)	17,341,753	9,947,938
0100	FUND BALANCE - September 1 (Be	<u>86,201,136</u>	<u>33,453</u>	<u>(8,948,234)</u>	<u>5,511,642</u>
3000	FUND BALANCE (DEFICIT) - (Endin	<u>\$ 112,689,544</u>	<u>\$ (2,386,752)</u>	<u>\$ 8,393,519</u>	<u>\$ 15,459,580</u>

IRVING INDEPENDENT SCHOOL DISTRICT
 COMPARISON OF INTERNAL SERVICE FUNDS BUDGET & ACTUAL
 December 31, 2023

	CURRENT YEAR						PRIOR YEAR		
	09/01/2023 to			09/01/2022 to			12/31/2022		
	BUDGET	YTD ACTUAL	%YTD	12/23 MTD ACTUAL	%MTD	(OVER) UNDER YTD BUDGET	BUDGET	ACTUAL	%YTD
REVENUE:									
LOCAL RESOURCES:									
5739 OTHER TUITION AND FEES	-	-	--	-	--	-	-	-	--
5742 INVESTMENT EARNINGS	1,000.00	41,345.96	4134.6%	10,609	1060.9%	(40,346)	1,000	24,958	2495.8%
5744 GIFTS AND BEQUESTS	-	-	--	-	--	-	-	-	--
5749 MISCELLANEOUS REVENUE	435,647	265,174	60.9%	40,260	9.2%	170,473	435,647	294,767	67.7%
5751 FOOD SERVICES	-	-	--	-	--	-	-	-	--
5754 INTERFUND TRANSACTIONS	2,040,368	507,405	24.9%	111,471	5.5%	1,532,963	2,040,368	503,865	24.7%
5755 ACTIVITY FUND RECEIPTS	250	-	0.0%	-	0.0%	250	250	-	0.0%
5769 REVENUE FROM INTERMEDIATE	-	-	--	-	--	-	-	-	--
TOTAL LOCAL RESOURCES	2,477,265	813,926	32.9%	162,340	6.6%	1,663,339	2,477,265	823,590	33.2%
OTHER SOURCES:									
7901 SALE OF REFUNDING BONDS	-	-	0.0%	-	0.0%	-	-	-	0.0%
7911 SALE OF BONDS	-	-	0.0%	-	0.0%	-	-	-	0.0%
7915 INTERFUND TRANSFER IN	700,000	700,000.00	100.0%	-	0.0%	-	-	-	--
7916 PREMIUM (DISCOUNT) BONDS PAY	-	-	0.0%	-	0.0%	-	-	-	0.0%
7999 OTHER MISC SOURCES	-	-	0.0%	-	0.0%	-	-	-	0.0%
TOTAL OTHER SOURCES	700,000	700,000.00	0.0%	-	0.0%	-	-	-	0.0%
TOTAL INTERNAL SERVICE FUNDS REVENUE	3,177,265	1,513,926	47.6%	162,340	5.1%	1,663,339	2,477,265	823,590	33.2%
EXPENDITURES:									
13 STAFF DEVELOPMENT:									
6300 SUPPLIES	-	-	--	-	--	-	-	-	--
TOTAL STAFF DEVELOPMENT	-	-	--	-	--	-	-	-	--
21 INSTRUCTIONAL ADMINISTRATION:									
6100 PAYROLL	225,387	80,456	35.7%	18,675	8.3%	144,931	225,387	72,644	32.2%
6200 CONTRACTED SERVICES	-	-	--	(2,710)	--	-	2,173	2,173	100.0%
6300 SUPPLIES	200,010	56,414	28.2%	13,044	6.5%	143,596	197,837	59,552	30.1%
6400 OTHER EXPENSE	10,500	146	1.4%	-	0.0%	10,354	10,500	147	1.4%
6600 CAPITAL OUTLAY	-	2,710	--	2,710	--	(2,710)	-	-	--
TOTAL INSTRUCTIONAL ADMINISTRATION	435,897	139,726	32.1%	31,719	7.3%	296,171	435,897	134,516	30.9%
35 FOOD SERVICE									
6100 PAYROLL COSTS	-	-	--	-	--	-	-	-	--
6200 CONTRACTED SERVICES	-	-	--	-	--	-	-	-	--
6300 SUPPLIES	-	-	--	-	--	-	-	-	--
TOTAL EXTRA-CURRICULAR ACTIVITIES	-	-	--	-	--	-	-	-	--
36 EXTRA-CURRICULAR ACTIVITIES:									
6100 PAYROLL	-	-	--	-	--	-	-	-	--
6200 CONTRACTED SERVICES	-	-	--	-	--	-	-	-	--
6300 SUPPLIES	-	-	--	-	--	-	-	-	--
6400 OTHER OPERATING COST	-	-	--	-	--	-	-	-	--
TOTAL EXTRA-CURRICULAR ACTIVITIES	-	-	--	-	--	-	-	-	--
41 GENERAL ADMINISTRATION:									
6100 PAYROLL	177,270	50,773	28.6%	10,946	6.2%	126,497	177,270	41,318	23.3%
6200 CONTRACTED SERVICES	2,054,874	1,331,261	64.8%	8,915	0.4%	723,613	234,953	73,978	31.5%
6300 SUPPLIES	44,646	5,525	12.4%	1	0.0%	39,121	41,237	4,622	11.2%
6400 OTHER EXPENSE	314,545	123,957	39.4%	251	0.1%	190,588	1,545,985	320,022	20.7%
6600 CAPITAL OUTLAY	108,566	44,080	40.6%	21,632	19.9%	64,486	-	-	--
TOTAL GENERAL ADMINISTRATION	2,699,901	1,555,596	57.6%	41,744	1.5%	1,144,305	1,999,445	439,941	22.0%
8911 INTERFUND TRANSFERS OUT	-	-	--	-	--	-	-	-	--
TOTAL OTHER USES	-	-	--	-	--	-	-	-	--
51 MAINTENANCE:									
6100 PAYROLL	-	-	--	-	--	-	-	-	--
6200 CONTRACTED SERVICES	-	1,242	--	(429)	--	(1,242)	456	114	25.0%
6300 SUPPLIES	3,660	-	0.0%	-	0.0%	3,660	660	-	0.0%
6400 OTHER OPERATING COST	37,807	35,017	92.6%	379	1.0%	2,790	40,807	37,337	91.5%
TOTAL EXTRA-CURRICULAR ACTIVITIES	41,467	36,259	--	(50)	--	5,208	41,923	37,450	--
TOTAL 6000 EXPENDITURES:	3,177,265	1,731,581	54.5%	73,414	2.3%	1,445,684	2,477,265	611,907	24.7%
NET INCOME (LOSS)	-	(217,656)		88,926			-	211,683	
BEGINNING FUND BALANCE:	69,855	482,982					506,023	506,023	
ENDING FUND EQUITY BALANCE:	69,855	265,326					506,023	717,706	

**IRVING INDEPENDENT SCHOOL DISTRICT
 COMBINED STATEMENT OF REVENUE, EXPENSES AND
 CHANGES IN FUND NET ASSETS
 INTERNAL SERVICE FUNDS
 09/01/2023-12/31/2023**

	FOOD SERVICE VENDING 712	WORKERS COMPENSATION 771	UNEMPLOYMENT 772	SCIENCE REFURBISHMENT 774	PRINTSHOP SERVICE CENTER 775	TOTAL PROPRIETARY FUNDS 700-799
OPERATING REVENUE						
5700 Charges for Services	\$ -	\$ 460,424	\$ 4,184	\$ 264,848	\$ 43,123	\$ 772,580
5020 Total Operating Revenue	-	460,424	4,184	264,848	43,123	772,580
OPERATING EXPENSES						
6100 Payroll Costs	-	32,597	18,176	80,456		131,229
6200 Professional/Contracted Services	-	1,311,038			21,465	1,332,504
6300 Supplies and Materials	-	2,673	-	56,414	2,852	61,939
6400 Claims, Admin, & Other Expenses	-	145,535	13,439	146		159,121
6500 DEBT SERVICE FEES				2,710	44,080	46,790
6600 Capital Outlay					-	-
6030 Total Operating Expenses	-	1,491,844	31,615	139,726	68,397	1,731,581 ⁴⁵
Operating Income (Loss)	-	(1,031,419)	(27,431)	125,122	(25,274)	(959,002)
NON-OPERATING REVENUE						
5742 Interest Income	-	41,346	-	-	-	41,346
OTHER SOURCES						
7900 Interfund Transfers In	-	700,000	-	-	-	700,000
CHANGE IN NET ASSETS						
	\$ -	\$ (290,073)	\$ (27,431)	\$ 125,122	\$ (25,274)	\$ (217,656)
0100 Total Net Assets - September 1 (Beginning)	\$ -	\$ 1,505,735	\$ 550,567	\$ (369,847)	\$ 51,891	\$ 1,738,346
3000 TOTAL NET ASSETS	\$ -	\$ 1,215,662	\$ 523,136	\$ (244,726)	\$ 26,618	\$ 1,520,690

**IRVING INDEPENDENT SCHOOL DISTRICT
 COMBINED STATEMENT OF REVENUE, EXPENSES AND
 CHANGES IN FUND NET ASSETS
 INTERNAL SERVICE FUNDS
 09/01/2022-12/31/2022**

	FOOD SERVICE VENDING 712	WORKERS COMPENSATION 771	UNEMPLOYMENT 772	SCIENCE REFURBISHMENT 774	PRINTSHOP SERVICE CENTER 775	TOTAL PROPRIETARY FUNDS 700-799
OPERATING REVENUE						
5700 Charges for Services	\$ -	\$ 448,417	\$ 4,073	\$ 294,767	\$ 51,375	\$ 798,632
5020 Total Operating Revenue	-	448,417	4,073	294,767	51,375	798,632
OPERATING EXPENSES						
6100 Payroll Costs	-	26,053	15,265	72,644		113,962
6200 Professional/Contracted Services	-	24,844		2,173	49,248	76,265
6300 Supplies and Materials	-	3,401	-	59,552	1,222	64,174
6400 Claims, Admin, & Other Expenses	-	357,359	-	147		357,506
6030 Total Operating Expenses	-	411,657	15,265	134,516	50,470	611,907
Operating Income (Loss)	-	36,761	(11,192)	160,252	904	186,725 ⁴⁶
NON-OPERATING REVENUE						
5742 Interest Income	-	24,958	-	-	-	24,958
OTHER SOURCES						
7900 Interfund Transfers In	-	-	-	-	-	-
CHANGE IN NET ASSETS						
	\$ -	\$ 61,719	\$ (11,192)	\$ 160,252	\$ 904	\$ 211,683
0100 Total Net Assets - September 1 (Beginning)	\$ -	\$ 860,915	\$ 645,866	\$ (151,342)	\$ (703)	\$ 1,354,736
3000 TOTAL NET ASSETS	\$ -	\$ 922,634	\$ 634,674	\$ 8,910	\$ 201	\$ 1,566,419

CONSOLIDATED BALANCE SHEET FOR GO 2024 4

OBJ	OBJ DESCRIPTION	NET CHANGE FOR PERIOD	ACCOUNT BALANCE
ASSETS			
1111	CASH IN BANK	-11,974,334.01	212,799.53
1151	IMPREST FUNDS	.00	715.22
1152	IMPREST CAFT/ACCT. OVER/UNDER	.00	-136.10
1153	IMPREST CHANGE FUND	50.00	3,404.45
1170	LEGACY TEXAS MMA	3,016.67	11,186,980.19
1172	CERTIFICATES OF DEPOSIT	.00	15,000,000.00
1173	AGENCY SECURITIES	-5,000,000.00	8,937,724.66
1175	TEXPOOL	4,962.35	1,093,113.93
1176	TEXSTAR	43,045.51	9,538,129.38
1177	LONE STAR POOL	26,373.36	5,826,491.00
1178	TEXAS CLASS	29,315,162.70	68,088,980.88
1179	LOGIC	42,698.15	9,115,505.20
1180	LANDING ROCK INVESTORS	45,868.79	10,635,436.50
1222	PROPERTY TAXES - DELQ-PRIOR YE	.00	5,474,418.00
1231	ALLOWANCE FOR UNCOLLECTABLE TA	.00	-2,309,289.00
1241	DUE FROM STATE	2,007,346.20	3,900,413.11
1251	ACCRUED INTEREST	9,237.57	40,741.34
1262	DUE FROM SPECIAL REVENUE	.00	13,945,786.00
1263	DUE FROM I & S	-37.29	-2,420.43
1266	DUE FROM INTERNAL SERVICE FUND	.00	497,871.00
1291	RECEIVABLES	.00	-.25
1295	DUE FROM TRISTAR	.00	73,405.56
1311	INVENTORIES - GENERAL SUPPLIES	-37,856.79	391,503.61
1312	INVENTORIES - SCHOOLDUDE	-2,095.85	302,901.67
1313	POSTAGE	-2,276.95	57,054.58
1411	DEFERRED EXPENDITURES	.00	57,420.00
1493	RETURNED CHECKS	.00	9,493.84
1495	PREPAID EXPENSE	.00	9,980.30
	TOTAL ASSETS	14,481,160.41	162,088,424.17
LIABILITIES			
2110	ACTIVE CARD INTEGRATION PAYABL	179,037.11	50,816.04
2111	ACCOUNTS PAYABLE	162,928.48	272,660.63
2113	TAX REFUNDS/ATTNY'S FEE	-173,639.87	-294,908.34
2114	RETAINAGES	.00	-15,425.92
2161	ACCRUED WAGES PAYABLE	.00	-16,788,147.73
2181	DUE TO STATE	1,817.03	-14,151,609.34
2199	CREDIT CARD SUSPENSION	-8,303.08	-95,642.54
2311	DEFERRED REVENUE	.00	-3,169,200.13
	TOTAL LIABILITIES	161,839.67	-34,191,457.33
FUND BALANCE			
3411	RESERVE FOR INVENTORIES	.00	-813,061.00
3431	RESERVE FOR PREPAID ITEMS	.00	-171,821.00

CONSOLIDATED BALANCE SHEET FOR GO 2024 4

OBJ	OBJ DESCRIPTION	NET CHANGE FOR PERIOD	ACCOUNT BALANCE
FUND BALANCE			
3441	RESERVE FOR OUTSTANDING ENCUMB	.00	392,378.42
3591	OTHER DESIGNATED FUND BALANCE	.00	-31,314,102.99
3610	FUND BALANCE FOR PEIMS	.00	14.69
3611	FUND BALANCE BEG-OF-YEAR	.00	-81,997,959.61
3612	BUDGET SURPLUS/DEFICIT	-38,734.17	2,491,255.60
4310	RESERVE FOR ENCUMBRANCES	-936,560.66	-8,000,632.07
4311	RESERVE FOR ENCUMBRANCES	936,560.66	8,000,632.07
5010	ESTIMATED REVENUE - CO	55,021.26	327,558,946.97
5050	REALIZED REVENUE - CO	-40,778,121.13	-125,746,090.45
6010	APPROPRIATED EXPENDITURES - CO	-16,287.09	-330,050,916.57
6050	EXPENDITURES - CO	26,135,121.05	111,754,389.10
	TOTAL FUND BALANCE	-14,643,000.08	-127,896,966.84
	TOTAL LIABILITIES + FUND BALANCE	-14,481,160.41	-162,088,424.17

** END OF REPORT - Generated by MIEISHA RUNNELS **

CONSOLIDATED BALANCE SHEET FOR FS 2024 4

OBJ	OBJ DESCRIPTION	NET CHANGE FOR PERIOD	ACCOUNT BALANCE
ASSETS			
1111	CASH IN BANK	820,313.98	-15,960,610.71
1151	IMPREST FUNDS	.00	1,000.00
1153	IMPREST CHANGE FUND	.00	805.00
1178	TEXAS CLASS	140,894.21	29,830,912.89
1241	DUE FROM STATE	-552,368.01	4,214,738.50
1311	INVENTORIES - GENERAL SUPPLIES	.00	119,202.28
	TOTAL ASSETS	408,840.18	18,206,047.96
LIABILITIES			
2110	ACTIVE CARD INTEGRATION PAYABL	6,512.58	4,898.37
2111	ACCOUNTS PAYABLE	8,345.73	-5,162.32
	TOTAL LIABILITIES	14,858.31	-263.95
FUND BALANCE			
3451	RESERVE - FOOD SERVICE	.00	-16,304,569.56
3612	BUDGET SURPLUS/DEFICIT	.00	-1,700,815.00
4310	RESERVE FOR ENCUMBRANCES	450,754.43	-1,221,543.87
4311	RESERVE FOR ENCUMBRANCES	-450,754.43	1,221,543.87
5010	ESTIMATED REVENUE - CO	.00	24,940,000.00
5050	REALIZED REVENUE - CO	-2,320,564.32	-10,716,423.13
6010	APPROPRIATED EXPENDITURES - CO	.00	-23,239,185.00
6050	EXPENDITURES - CO	1,896,865.83	8,815,208.68
	TOTAL FUND BALANCE	-423,698.49	-18,205,784.01
	TOTAL LIABILITIES + FUND BALANCE	-408,840.18	-18,206,047.96

** END OF REPORT - Generated by MIEISHA RUNNELS **

CONSOLIDATED BALANCE SHEET FOR DS 2024 4

OBJ	OBJ DESCRIPTION	NET CHANGE FOR PERIOD	ACCOUNT BALANCE
ASSETS			
1111	CASH IN BANK	14,580,381.52	26,541,359.44
1177	LONE STAR POOL	4,165.85	920,335.45
1178	TEXAS CLASS	11,414.16	2,416,668.72
1222	PROPERTY TAXES - DELQ-PRIOR YE	.00	1,570,925.00
1231	ALLOWANCE FOR UNCOLLECTABLE TA	.00	-696,250.00
	TOTAL ASSETS	14,595,961.53	30,753,038.61
LIABILITIES			
2171	DUE TO GENERAL FUND	37.29	2,420.43
2184	DUE TO STATE	.00	-269,968.00
2311	DEFERRED REVENUE	.00	-874,675.00
	TOTAL LIABILITIES	37.29	-1,142,222.57
FUND BALANCE			
3480	RESTRICTED - LT DEBT RETIREMEN	.00	-11,321,660.82
3611	FUND BALANCE BEG-OF-YEAR	.00	1.93
3612	BUDGET SURPLUS/DEFICIT	.00	-50,000.00
5010	ESTIMATED REVENUE - CO	.00	61,550,850.00
5050	REALIZED REVENUE - CO	-14,595,998.82	-18,289,657.15
6010	APPROPRIATED EXPENDITURES - CO	.00	-61,500,850.00
6050	EXPENDITURES - CO	.00	500.00
	TOTAL FUND BALANCE	-14,595,998.82	-29,610,816.04
	TOTAL LIABILITIES + FUND BALANCE	-14,595,961.53	-30,753,038.61

** END OF REPORT - Generated by MIEISHA RUNNELS **

CONSENT AGENDA
02/26/2024

TOPIC: Consider Approval of Resolution and Order No. 23-24-08 Authorizing February Amendment to the 2023-2024 Budget

Revenue & Other Resources	Approved Amended Budget	Proposed Amendments	Amended Budget
General Operating Fund	\$327,558,947	104,845	\$327,663,792
Food Service Fund	24,940,000	-	\$24,940,000
Debt Service Fund	61,550,850	-	\$61,550,850
Total Revenue & Other Sources	\$414,049,797	\$ 104,845	\$ 414,154,642
Appropriations & Other Uses			
General Operating Fund	\$ 330,050,917	\$ 81,056	\$330,131,973
Food Service Fund	23,239,185	-	23,239,185
Debt Service Fund	61,500,850	-	61,500,850
Total Appropriations & Other Uses	\$ 414,790,952	\$ 81,056	\$414,872,008

SUBMITTED BY: Fernando Natividad and Mahdia Lalee

BACKGROUND: In accordance with Texas Education Code Sec. 44.006, "Public funds of the school district may not be spent in any manner other than as provided for in the budget adopted by the board of trustees, but the board may amend a budget or adopt a supplementary emergency budget to cover necessary unforeseen expenses."

ADMINISTRATIVE RECOMMENDATION: The Administration recommends approving Resolution and Order No. 23-24-08 increasing the districts total budgeted revenue to \$414,154,642 increasing total appropriations to \$414,872,008.

RECOMMENDED BOARD MOTION: I move the Board approve Resolution and Order No. 23-24-08.

ATTACHMENTS:

1. Memo from Mahdia Lalee to Fernando Natividad
2. Resolution and Order No. 23-24-08

AGENDA SHEET

Meeting Date: 02/26/2024

Resolution/Order No.: 23-24-08

Topic: A Resolution of the Board of Trustees of the Irving Independent School District Adopting an Order Approving Amendment to the 2023-2024 Budget, Appropriating Necessary Funds for Certain Transactions or Projects, and Authorizing Other Matters Relating to the Subject.

WHEREAS, the Board of Trustees of the Irving Independent School District heretofore adopted the District's Budget for the 2023-2024 fiscal year which contained estimates of resources and revenues for the year from various sources, and included various capital projects and purchases to be undertaken during the fiscal year, together with the estimated costs thereof; and

WHEREAS, it is now apparent the Budget, as amended, should be amended to properly reflect actual changes in operations, revenues, activities, and projects not earlier foreseen or contemplated; and

WHEREAS, the Administrative Staff of the District has submitted proposed amendments to the 2023-2024 Budget reflecting the funds and sources of revenues to be allocated to and appropriated for the described projects or activities, a true and correct copy being attached hereto and marked Exhibit "A".

NOW, THEREFORE, BE IT RESOLVED BY THE BOARD OF TRUSTEES OF THE IRVING INDEPENDENT SCHOOL DISTRICT THAT THE TRUSTEES ADOPT THE FOLLOWING ORDER THAT:

SECTION 1: The proposed amendments to the Budget for the 2023-2024 fiscal year, as amended, as filed and submitted to the District's Board of Trustees and described in Exhibit "A" hereto, containing estimates of resources and revenues for the year from all of the various sources, and the projects, operations, activities, and purchases proposed to be undertaken during the remainder of the year, together with estimated costs thereof, and estimates amounts of all other proposed expenditures, are hereby approved and adopted.

SECTION 2: A true and correct copy of Exhibit "A" be filed in the minutes of the Board of Trustees with this Resolution and Order.

SECTION 3: There are hereby appropriated from the funds indicated and for such purposes, respectively, such sums of money as may be required for the accomplishment of each of the projects, activities, operations, purchases, or other expenditures described in Exhibit "A" not to exceed for all such payment proposed for any department the total amount of the estimated costs of such projects, operations, activities, purchases, and other expenditures proposed for such department, the actual expenditures of which to be authorized in accordance with law and policies of the Board of Trustees.

SECTION 4: Should any part, portion, section, or part of a section of this Order or the amended Budget be declared invalid, inoperative, or void for any reason by a court of competent jurisdiction, such decision, opinion, judgment shall in no way affect the remaining portions, parts, sections, or parts of sections of the Order or the amendments to the Budget, which provisions shall be, remain, and continue to be in full force and effect.

IT IS SO RESOLVED.

PASSED, APPROVED AND ENACTED by the Board of Trustees of the Irving Independent School District, Irving, Texas, on 2/26/2024, at a duly constituted meeting for which notice was timely given.

President
Board of Trustees
Irving Independent School District

ATTEST:

APPROVED AS TO FORM ONLY:

Secretary
Board of Trustees
Irving Independent School District

Chief Legal Counsel
Irving Independent School District

Date: February 26, 2024
 To: Fernando Natividad, Chief Financial Officer
 From: Mahdia Lalee, Director of Business Operations
 Subject: February Amendment to the 2023-2024 Budget

General Operating Fund

Total budgeted revenue to increase by \$104,845 dollars and total budgeted appropriations and other uses increase by \$81,056 which is summarized as follows:

Revenue:

➤ Increase to campus activity funds		
5755 – Activity Fund Receipt	54,746	
5767 – Irving Schools Foundation	50,099	104,845
		\$ 104,845

Appropriations:

➤ Increases (decreases) to campus activity funds (from campus fund balance) to reflect increase in fund balance:		
Function 11 – Instruction	59,663	
Function 12 – Library	(1,342)	
Function 23 – School Administration	500	
Function 36 – Extra-Curricular Activities	22,235	81,056
➤ Increases (decreases) to budget for other transfers:		
Function 11 – Instruction	(537,533)	
Function 12 – Library	(5,229)	
Function 13 – Staff Development	56,035	
Function 21 – Instructional Administration	125,347	
Function 23 – School Administration	47,120	
Function 31 – Guidance and Counseling	283,015	
Function 33 – Health Services	247	
Function 36 – Extra-Curricular Activities	25,274	
Function 41 – General Administration	22,768	
Function 51 – Maintenance and Operation	(97,620)	
Function 52 – Security and Monitoring Services	(15,000)	
Function 53 – Data Processing Services	4,730	
Function 61 – Community Services	24,872	
Function 81 – Facilities Acquisition and Const	65,974	0
		\$ 81,056

1 - 4141111 0

Food Service

Total budgeted appropriations and other uses are to change by \$0, which is summarized as follows:

Appropriations:

➤ Increases (decreases) to budget for Food Service		
Function 35 – Food Service	46,800	
Function 81 – Facilities Acquisition and Const	(46,800)	0
		<hr/>
		\$ 0
		<hr/>

Debt Service Fund

There are no proposed budget changes to the Debt Service Fund.

February Amendments to the 2023-2024 Budget

Increasing revenue to \$414,154,642
 Increasing appropriations to \$414,872,008

	Approved Amended Budget	Proposed Amendments	Amended Budget
Revenue:			
General Operating Fund	\$327,558,947	104,845	\$327,663,792
Food Service Fund	24,940,000	-	\$24,940,000
Debt Service Fund	61,550,850	-	\$61,550,850
	<u>\$414,049,797</u>	<u>104,845</u>	<u>\$414,154,642</u>
Appropriations:			
General Operating Fund	330,050,917	81,056	\$330,131,973
Food Service Fund	23,239,185	-	23,239,185
Debt Service Fund	61,500,850	-	61,500,850
	<u>\$414,790,952</u>	<u>81,056</u>	<u>\$414,872,008</u>
Net Decrease to General Operating Fund Balance		<u>23,789</u>	
Net Decrease to Food Service Fund Balance		<u>-</u>	
Net Decrease to Debt Service Fund Balance		<u>-</u>	

**IRVING INDEPENDENT SCHOOL DISTRICT
OFFICIAL DISTRICT BUDGET
GENERAL OPERATING FUND
February 2024 BUDGET AMENDMENT**

	<u>ORIGINAL BUDGET</u>	<u>PROPOSED AMENDMENTS TO ORIGINAL BUDGET</u>	<u>APPROVED AMENDED BUDGET</u>	<u>PROPOSED AMENDMENTS</u>	<u>NEW AMENDED BUDGET</u>
REVENUE:					
LOCAL RESOURCES:					
5711 TAXES CURRENT YEAR	165,491,762	-	165,491,762	-	165,491,762
5712 DELINQUENT TAXES	245,542	-	245,542	-	245,542
5719 OTHER TAX RELATED REVENUE	480,000	-	480,000	-	480,000
TOTAL TAXES	<u>166,217,304</u>	<u>-</u>	<u>166,217,304</u>	<u>-</u>	<u>166,217,304</u>
OTHER LOCAL REVENUE:					
5735 SUMMER SCHOOL	-	-	-	-	-
5738 PARKING FEES	4,500	-	4,500	-	4,500
5739 OTHER TUITION AND FEES	200,000	-	200,000	-	200,000
5742 INVESTMENT EARNINGS	250,000	-	250,000	-	250,000
5743 RENTAL OF FACILITIES	70,000	-	70,000	-	70,000
5744 GIFTS AND BEQUESTS	162,450	-	162,450	-	162,450
5745 NET INSURANCE RECOVERY	200,000	-	200,000	-	200,000
5746 TIF TAXES COLLECTED	-	-	-	-	-
5749 MISCELLANEOUS	500,000	-	500,000	-	500,000
5752 ATHLETIC	-	-	-	-	-
5755 ACTIVITY FUND RECEIPTS	1,000,000	115,548	1,115,548	54,745	1,170,293
5766 CONCURRENT ENROLLMENT	50,000	-	50,000	-	50,000
5767 IRVING SCHOOL FOUNDATION	-	38,726	38,726	50,099	88,826
5769 REVENUE FROM INTERMEDIATE	200,000	-	200,000	-	200,000
TOTAL OTHER LOCAL RESOURCES	<u>2,636,950</u>	<u>154,274</u>	<u>2,791,224</u>	<u>104,845</u>	<u>2,896,069</u>
TOTAL LOCAL RESOURCES	<u>168,854,254</u>	<u>154,274</u>	<u>169,008,528</u>	<u>104,845</u>	<u>169,113,373</u>
STATE RESOURCES:					
5811 PER CAPITA	-	-	-	-	-
5812 FOUNDATION ENTITLEMENTS	137,450,419	-	137,450,419	-	137,450,419
5819 FOUNDATION SUMMER SCHOOL	-	-	-	-	-
5829 TEA/NON-FOUNDATION REVENUE	-	-	-	-	-
5831 STATE T.R.S. ON BEHALF	12,500,000	-	12,500,000	-	12,500,000
TOTAL STATE RESOURCES	<u>149,950,419</u>	<u>-</u>	<u>149,950,419</u>	<u>-</u>	<u>149,950,419</u>
FEDERAL RESOURCES:					
5929 FEDERAL REVENUE - INDIRECT COST	4,000,000	-	4,000,000	-	4,000,000
5931 SHARS REIMBURSEMENT	4,350,000	-	4,350,000	-	4,350,000
5946 BABS SUBSIDY	-	-	-	-	-
5949 R.O.T.C. REIMBURSEMENT	250,000	-	250,000	-	250,000
TOTAL FEDERAL RESOURCES	<u>8,600,000</u>	<u>-</u>	<u>8,600,000</u>	<u>-</u>	<u>8,600,000</u>
TOTAL REVENUES	<u>327,404,673</u>	<u>154,274</u>	<u>327,558,947</u>	<u>104,845</u>	<u>327,663,792</u>
OTHER SOURCES					
7912 SALE OF FIXED ASSETS	-	-	-	-	-
7915 INTERFUND TRANSFERS IN	-	-	-	-	-
TOTAL OTHER SOURCES	<u>-</u>	<u>-</u>	<u>-</u>	<u>-</u>	<u>-</u>
TOTAL REVENUE AND OTHER SOURCES	<u>327,404,673</u>	<u>154,274</u>	<u>327,558,947</u>	<u>104,845</u>	<u>327,663,792</u>

IRVING INDEPENDENT SCHOOL DISTRICT
OFFICIAL DISTRICT BUDGET
GENERAL OPERATING FUND
February 2024 BUDGET AMENDMENT

	<u>ORIGINAL BUDGET</u>	<u>PROPOSED AMENDMENTS TO ORIGINAL BUDGET</u>	<u>APPROVED AMENDED BUDGET</u>	<u>PROPOSED AMENDMENTS</u>	<u>NEW AMENDED BUDGET</u>
EXPENDITURES:					
00 Indirect Costs			700,000.00	-	700,000.00
11 Instruction	195,366,052	2,478,364	197,844,416.39	(477,869)	197,366,547.08
12 Library	5,568,551	(20,661)	5,547,890.46	(6,572)	5,541,318.02
13 Staff Development	5,082,196	(172,879)	4,909,316.79	56,035	4,965,351.30
21 Instructional Administration	7,572,909	591,946	8,164,855.22	125,347	8,290,202.65
23 School Administration	20,934,407	247,341	21,181,747.79	47,620	21,229,367.63
31 Counseling Services	16,088,200	(55,208)	16,032,992.27	283,015	16,316,007.19
32 Attendance Services	1,323,251	(3,758)	1,319,493.00	-	1,319,493.00
33 Health Services	3,600,139	(13,352)	3,586,786.86	247	3,587,034.04
34 Pupil Transportation	11,880,556	(206,831)	11,673,725.30	-	11,673,725.30
35 Food Services	962,665	-	962,665.00	-	962,665.00
36 Extra-Curricular Activities	5,705,836	462,512	6,168,348.22	47,509	6,215,857.54
41 General Administration	10,936,201	484,685	11,420,885.94	22,768	11,443,653.94
51 Maintenance	29,678,000	(1,049,479)	28,628,520.54	(97,620)	28,530,900.54
52 Security	4,758,872	741,391	5,500,263.30	(15,000)	5,485,263.30
53 Data Processing	4,586,265	(240,065)	4,346,199.74	4,730	4,350,929.74
61 Community Services	2,454,746	(1,551,516)	903,229.76	24,873	928,102.58
71 Debt Service	-	180,830	180,829.50	-	180,829.50
81 Facilities	-	86,272	86,272.49	65,974	152,246.49
95 Payments to JJAEP	190,000	-	190,000.00	-	190,000.00
97 Payments to Tax Increment Funds	-	-	-	-	-
99 Intergovernmental Charges	702,478	-	702,478.00	-	702,478.00
TOTAL EXPENDITURES	<u>327,391,324</u>	<u>1,959,593</u>	<u>330,050,917</u>	<u>81,056</u>	<u>330,131,973</u>
OTHER USES					
8911 Interfund Transfers Out	-	-	-	-	-
TOTAL EXPENDITURES AND OTHER USES	<u>327,391,324</u>	<u>1,959,593</u>	<u>330,050,917</u>	<u>81,056</u>	<u>330,131,973</u>
EXCESS (DEFICIENCY) REVENUES OVER EXPENDITURES	13,349	2,113,867	(2,491,970)	23,789	(2,468,181)
EST. BEGINNING FUND BALANCE	<u>80,655,940</u>	-	<u>80,655,940</u>	-	<u>80,655,940</u>
ENDING FUND BALANCE	<u>80,669,289</u>	<u>2,113,867</u>	<u>78,163,970</u>	-	<u>78,187,759</u>

IRVING INDEPENDENT SCHOOL DISTRICT
OFFICIAL DISTRICT BUDGET
FOOD SERVICE
February 2024 BUDGET AMENDMENT

	ORIGINAL BUDGET	APPROVED AMENDMENTS	APPROVED AMENDED BUDGET	PROPOSED AMENDMENTS	NEW AMENDED BUDGET
REVENUE:					
LOCAL RESOURCES:					
5742 INVESTMENT EARNINGS	80,000	-	80,000	-	80,000
5751 FOOD SERVICES	1,000,000	-	1,000,000	-	1,000,000
5755 ACTIVITY FUND RECEIPTS	50,000	-	50,000	-	50,000
TOTAL LOCAL RESOURCES	1,130,000	-	1,130,000	-	1,130,000
STATE RESOURCES:					
5829 STATE MATCH - FOOD SERVICE	120,000	-	120,000	-	120,000
TOTAL STATE RESOURCES	120,000	-	120,000	-	120,000
FEDERAL RESOURCES:					
5921 SCHOOL BREAKFAST PROGRAM	6,000,000	-	6,000,000	-	6,000,000
5922 NATIONAL SCHOOL LUNCH PROGRAM	15,640,000	-	15,640,000	-	15,640,000
5923 USDA DONATED COMMODITIES	1,850,000	-	1,850,000	-	1,850,000
5939 SUMMER FEEDING PROGRAM	200,000	-	200,000	-	200,000
TOTAL FEDERAL RESOURCES	23,690,000	-	23,690,000	-	23,690,000
TOTAL REVENUE AND OTHER SOURCES	24,940,000	-	24,940,000	-	24,940,000
EXPENDITURES:					
35 Food Services	21,115,635	629,770	21,745,405	46,800	21,792,205
36 Extra-Curricular Activities	-	-	-	-	-
51 Maintenance & Operations	623,500	248,658	872,158	-	872,158
81 Facilities	1,500,000	(878,378)	621,622	(46,800)	574,822
TOTAL EXPENDITURES	23,239,135	50	23,239,185	-	23,239,185
OTHER USES					
8911 Interfund Transfers Out	-	-	-	-	-
TOTAL EXPENDITURES AND OTHER USES	23,239,135	50	23,239,185	-	23,239,185
EXCESS (DEFICIENCY) REVENUES OVER EXPENDITURES	1,700,865	(50)	1,700,815		1,700,815
EST. BEGINNING FUND BALANCE	6,131,497	-	6,131,497	-	6,131,497
ENDING FUND BALANCE	7,832,362	(50)	7,832,312	-	7,832,312

| ***** |

IRVING INDEPENDENT SCHOOL DISTRICT
OFFICIAL DISTRICT BUDGET
DEBT SERVICE
February 2024 BUDGET AMENDMENT

	ORIGINAL BUDGET	APPROVED AMENDMENTS	APPROVED AMENDED BUDGET	PROPOSED AMENDMENTS	NEW AMENDED BUDGET
REVENUE:					
LOCAL RESOURCES:					
5711 TAXES CURRENT YEAR	61,000,850	-	61,000,850	-	61,000,850
5712 DELINQUENT TAXES	100,000	-	100,000	-	100,000
5719 OTHER TAX RELATED REVENUE	-	-	-	-	-
TOTAL TAXES	61,100,850	-	61,100,850	-	61,100,850
OTHER LOCAL REVENUE:					
5742 INVESTMENT EARNINGS	450,000	-	450,000	-	450,000
5799 ISD-TNT ADJUSTMENT	-	-	-	-	-
TOTAL OTHER LOCAL SOURCES	450,000	-	450,000	-	450,000
TOTAL LOCAL RESOURCES	61,550,850	-	61,550,850	-	61,550,850
STATE RESOURCES:					
5829 TEA/NON-FOUNDATION REVENUE	-	-	-	-	-
TOTAL STATE RESOURCES	-	-	-	-	-
TOTAL REVENUES	61,550,850	-	61,550,850	-	61,550,850
OTHER SOURCES :					
7911 SALE OF BONDS	-	-	-	-	-
7915 INTERFUND TRANSFERS IN	-	-	-	-	-
7916 PREMIUM (DISCOUNT) BONDS PAYABLE	-	-	-	-	-
TOTAL OTHER SOURCES	-	-	-	-	-
TOTAL REVENUE AND OTHER SOURCES	61,550,850	-	61,550,850	-	61,550,850
EXPENDITURES:					
71 DEBT SERVICE	61,500,850	-	61,500,850	-	61,500,850
TOTAL EXPENDITURES	61,500,850	-	61,500,850	-	61,500,850
OTHER USES :					
8949 REFUNDING BONDS	-	-	-	-	-
TOTAL EXPENDITURES AND OTHER USES	61,500,850	-	61,500,850	-	61,500,850
EXCESS (DEFICIENCY) REVENUES OVER EXPENDITURES	50,000	-	50,000	-	50,000
EST. BEGINNING FUND BALANCE	9,318,431	-	9,318,431	-	9,318,431
ENDING FUND BALANCE	9,368,431	-	9,368,431	-	9,368,431

CONSENT AGENDA
2/26/2024

TOPIC: Consider Approval of the Supplements to the Irving ISD Tax Rolls

SUBMITTED BY: Cher Elzy

BACKGROUND: The Board approved the tax roll on August 21, 2023. Supplements to the tax rolls are prepared monthly by the Dallas Central Appraisal District. Board action is required on any refunds greater than \$2,500.00. For ease in processing, we are presenting the total value of all supplements.

ADMINISTRATIVE RECOMMENDATION: The Administration recommends that the Board of Trustees approve the supplements to the Irving ISD tax rolls.

RECOMMENDED BOARD MOTION: I move the Board approve the Supplements to the Irving ISD Tax Rolls.

Attachments:

1. Memo from Cher Elzy to Fernando Natividad
2. Dallas Central Appraisal District Supplement Recap for January
3. Supplement 06 to the 2023 tax roll
4. Supplement 18 to the 2022 tax roll
5. Supplement 30 to the 2021 tax roll
6. Supplement 41 to the 2020 tax roll
7. Supplement 54 to the 2019 tax roll
8. Supplement 66 to the 2018 tax roll
9. Comparison of the Budget to the Actual Tax Roll Spreadsheet

MEMO

Date: February 26, 2024
To: Fernando Natividad, Chief Financial Officer
From: Cher Elzy, Director of Taxation
Subject: January Supplement Reports

Attached for your consideration is the January Supplement Reports.

Thank you.



DALLAS CENTRAL APPRAISAL DISTRICT

SUPPLEMENT 01-2024

As of January 10, 2024

State of Texas
County of Dallas

Property Tax Code, Section 25.25

I, W. Kenneth Nolan, Executive Director/Chief Appraiser of the Dallas Central Appraisal District, attest to the best of my knowledge, that the attached is a supplement to the certified appraisal roll which lists taxable property for

IRVING ISD

Tax Year	Amount of
2023	26,392,915-
2022	121,962,848-
2021	426,968-
2020	41,305
2019	27,500
2018	7,500-

Date : January 18, 2024

W. Kenneth Nolan
Executive Director/Chief Appraiser

2023 SUPPLEMENT NO. 06

Real Property Additions	Personal Property Additions
\$ 0	\$ 883,790
Total Additions	Supplemental Change Report
\$ 883,790	\$ (27,276,705)
	Net Changes of Changes
	\$ (26,392,915)

Summary of Supplemental Change Report
#1 through #6

Value	Reason
\$ (71,236,114)	Exemptions and Value Changes
\$ 632,075,164	Total Additions
\$ 560,839,050	Net Total

2022 SUPPLEMENT NO. 18

Real Property Additions	\$	0	Personal Property Additions	\$	0
Total Additions	\$	0	Supplemental Change Report	\$	(121,962,848)
			Net Changes of Changes	\$	(121,962,848)

Summary of Supplemental Change Report
#1 through #18

Value	Reason
\$ (519,642,612)	Exemptions and Value Changes
\$ 517,524,283	Total Additions
\$ (2,118,329)	Net Total

2021 SUPPLEMENT NO. 30

Real Property Additions		Personal Property Additions
\$ 0		\$ 0
Total Additions	Supplemental Change Report	Net Changes of Changes
\$ 0	\$ (426,968)	\$ (426,968)

Summary of Supplemental Change Report
#1 through #30

Value	Reason
\$ (365,226,200)	Exemptions and Value Changes
\$ 656,479,235	Total Additions
\$ 291,253,035	Net Total

2020 SUPPLEMENT NO. 41

Real Property Additions		Personal Property Additions
\$ 0		\$ 0
Total Additions	Supplemental Change Report	Net Changes of Changes
\$ 0	\$ 41,305	\$ 41,305

Summary of Supplemental Change Report
#1 through #41

Value	Reason
\$ (355,426,982)	Exemptions and Value Changes
\$ 1,241,851,292	Total Additions
\$ 886,424,310	Net Total

2019 SUPPLEMENT NO. 54

Real Property Additions		Personal Property Additions
\$ 0		\$ 0
Total Additions	Supplemental Change Report	Net Changes of Changes
\$ 0	\$ 27,500	\$ 27,500

Summary of Supplemental Change Report
#1 through #54

Value	Reason
\$ (293,862,678)	Exemptions and Value Changes
\$ 184,586,163	Total Additions
\$ (109,276,515)	Net Total

2018 SUPPLEMENT NO 66

Real Property Additions		Personal Property Additions
\$ 0		\$ 0
Total Additions	Supplemental Change Report	Net Changes of Changes
\$ 0	\$ (7,500)	\$ (7,500)

Summary of Supplemental Change Report
#1 through #66

Value	Reason
\$ (254,591,684)	Exemptions and Value Changes
\$ 92,404,285	Total Additions
\$ (162,187,399)	Net Total

RECAP FOR JANUARY SUPPLEMENT

2023 SUPPLEMENT NO. 06	\$	(26,392,915)
2022 SUPPLEMENT NO. 18	\$	(121,962,848)
2021 SUPPLEMENT NO. 30	\$	(426,968)
2020 SUPPLEMENT NO. 41	\$	41,305
2019 SUPPLEMENT NO. 54	\$	27,500
2018 SUPPLEMENT NO. 66	\$	(7,500)

FY 2023-2024

COMPARISON OF BUDGET TO ACTUAL TAX ROLL

	ORIGINAL BUDGET	CERTIFIED TAX ROLL	ROLLS 1 - 6	ADJUSTED TAX ROLL
NET TAXABLE VALUE	\$ 21,868,208,126	\$ 20,003,908,010	560,839,050	\$ 20,564,747,060
M & O LEVY (0.7279)	\$ 159,178,687	\$ 145,608,446	4,082,347	\$ 149,690,793
I & S LEVY (.3002)	\$ 65,648,361	\$ 60,051,732	1,683,639	\$ 61,735,371
TOTAL LEVY (1.0281)	\$ 224,827,048	\$ 205,660,178	5,765,986	\$ 211,426,164

2023 SUPPLEMENT	TAXABLE VALUE
SUPPLEMENT NO. 1	351,864,836
SUPPLEMENT NO. 2	170,903,554
SUPPLEMENT NO. 3	45,606,938
SUPPLEMENT NO. 4	21,837,256
SUPPLEMENT NO. 5	-2,980,619
SUPPLEMENT NO. 6	-26,392,915

TOTAL 560,839,050

* LEVY REFLECTS FROZEN LOSS FROM OVER 65 & DISABILITY ACCOUNTS

2023 SUPPLEMENTAL BUDGET	-150,000,000
NET GAIN (LOSS) TO TAX	<u>710,839,050</u>
LEVY GAIN (LOSS) M & O	5,174,197
LEVY GAIN (LOSS) I & S	2,133,939
TOTAL LEVY GAIN (LOSS) DUE TO SUPPLEMENTS	<u>7,308,136</u>

**FY 2022-2023
COMPARISON OF BUDGET TO ACTUAL TAX ROLL**

	ORIGINAL BUDGET	CERTIFIED TAX ROLL	ROLLS 1 - 18	ADJUSTED TAX ROLL
NET TAXABLE VALUE	\$ 19,462,591,586	\$ 19,095,365,105	-2,118,329	\$ 19,093,246,776
M & O LEVY (0.9056)	\$ 176,253,229	\$ 172,927,626	19,184	\$ 172,946,810
I & S LEVY (.2418)	\$ 47,060,546	\$ 46,172,593	5,122	\$ 46,177,715
TOTAL LEVY (1.1474)	\$ 223,313,775	\$ 219,100,219	24,306	\$ 219,124,525

2022 SUPPLEMENT	TAXABLE VALUE
SUPPLEMENT NO. 1	88,407,442
SUPPLEMENT NO. 2	184,253,590
SUPPLEMENT NO. 3	156,291,881
SUPPLEMENT NO. 4	55,395,081
SUPPLEMENT NO. 5	-280,000
SUPPLEMENT NO. 6	-355,000
SUPPLEMENT NO. 7	-81,030,418
SUPPLEMENT NO. 8	-2,194,340
SUPPLEMENT NO. 9	-33,708,843
SUPPLEMENT NO. 10	-17,715,667
SUPPLEMENT NO. 11	-36,352,638
SUPPLEMENT NO. 12	-36,221,378
SUPPLEMENT NO. 13	-41,859,995
SUPPLEMENT NO. 14	-32,944,537
SUPPLEMENT NO. 15	-24,250,375
SUPPLEMENT NO. 16	-26,776,122
SUPPLEMENT NO. 17	-30,814,162
SUPPLEMENT NO. 18	-121,962,848

TOTAL align="right">**-2,118,329**

* LEVY REFLECTS FROZEN LOSS FROM OVER 65 & DISABILITY ACCOUNTS

2022 SUPPLEMENTAL BUDGET	-150,000,000
NET GAIN (LOSS) TO TAX	<u>147,881,671</u>

LEVY GAIN (LOSS) M & O	1,339,216
LEVY GAIN (LOSS) I & S	357,578
TOTAL LEVY GAIN (LOSS) DUE TO SUPPLEMENTS	<u>1,696,794</u>

**FY 2021-2022
COMPARISON OF BUDGET TO ACTUAL TAX ROLL**

	ORIGINAL BUDGET	CERTIFIED TAX ROLL	ROLLS 1 - 30	ADJUSTED TAX ROLL
NET TAXABLE VALUE	\$ 16,919,405,875	\$ 16,326,839,855	291,253,035	\$ 16,618,092,890
M & O LEVY (0.9390)	\$ 158,873,221	\$ 153,309,026	2,734,866	\$ 156,043,892
I & S LEVY (.2687)	\$ 45,462,444	\$ 43,870,219	782,597	\$ 44,652,816
TOTAL LEVY (1.2077)	\$ 204,335,665	\$ 197,179,245	3,517,463	\$ 200,696,708

2021 SUPPLEMENT	TAXABLE VALUE
SUPPLEMENT NO. 1	187,588,065
SUPPLEMENT NO. 2	338,477,475
SUPPLEMENT NO. 3	69,878,757
SUPPLEMENT NO. 4	-19,818,397
SUPPLEMENT NO. 5	-1,019,588
SUPPLEMENT NO. 6	-25,232,162
SUPPLEMENT NO. 7	-5,375,060
SUPPLEMENT NO. 8	-20,866,519
SUPPLEMENT NO. 9	-9,933,965
SUPPLEMENT NO. 10	-17,212,668
SUPPLEMENT NO. 11	-13,951,049
SUPPLEMENT NO. 12	-17,375,836
SUPPLEMENT NO. 13	-9,031,030
SUPPLEMENT NO. 14	-8,608,430
SUPPLEMENT NO. 15	-911,100
SUPPLEMENT NO. 16	-12,483,463
SUPPLEMENT NO. 17	0
SUPPLEMENT NO. 18	0
SUPPLEMENT NO. 19	-59,970,336
SUPPLEMENT NO. 20	-32,432,699
SUPPLEMENT NO. 21	-9,780,996
SUPPLEMENT NO. 22	-15,630,198
SUPPLEMENT NO. 23	-10,786,642
SUPPLEMENT NO. 24	-2,853,957
SUPPLEMENT NO. 25	-742,407
SUPPLEMENT NO. 26	-1,541,818
SUPPLEMENT NO. 27	-5,931,006
SUPPLEMENT NO. 28	-1,105,448
SUPPLEMENT NO. 29	-1,669,520
SUPPLEMENT NO. 30	-426,968

TOTAL **291,253,035**

* LEVY REFLECTS FROZEN LOSS FROM OVER 65 & DISABILITY ACCOUNTS

2021 SUPPLEMENTAL BUDGET	-200,000,000
NET GAIN (LOSS) TO TAX	<u>491,253,035</u>
LEVY GAIN (LOSS) M & O	4,612,866
LEVY GAIN (LOSS) I & S	1,319,997
TOTAL LEVY GAIN (LOSS) DUE TO SUPPLEMENTS	<u>5,932,863</u>

**FY 2020-2021
COMPARISON OF BUDGET TO ACTUAL TAX ROLL**

	ORIGINAL BUDGET	CERTIFIED TAX ROLL	ROLLS 1 - 41	ADJUSTED TAX ROLL
NET TAXABLE VALUE	\$ 15,138,570,097	\$ 14,741,790,666	886,424,310	\$ 15,628,214,976
M & O LEVY (1.0148)	\$ 153,626,209	\$ 149,599,692	8,995,434	\$ 158,595,126
I & S LEVY (.2603)	\$ 39,405,698	\$ 38,372,881	2,307,362	\$ 40,680,243
TOTAL LEVY (1.2751)	\$ 193,031,907	\$ 187,972,573	11,302,796	\$ 199,275,369

2020 SUPPLEMENT	TAXABLE VALUE
SUPPLEMENT NO. 1	435,201,059
SUPPLEMENT NO. 2	479,242,398
SUPPLEMENT NO. 3	280,208,718
SUPPLEMENT NO. 4	15,576,708
SUPPLEMENT NO. 5	-3,568,300
SUPPLEMENT NO. 6	-1,548,848
SUPPLEMENT NO. 7	-17,777,907
SUPPLEMENT NO. 8	-11,306,066
SUPPLEMENT NO. 9	-4,866,930
SUPPLEMENT NO. 10	-7,508,735
SUPPLEMENT NO. 11	-21,392,402
SUPPLEMENT NO. 12	-595,647
SUPPLEMENT NO. 13	-16,657,801
SUPPLEMENT NO. 14	-56,487,138
SUPPLEMENT NO. 15	-37,755,434
SUPPLEMENT NO. 16	-9,076,405
SUPPLEMENT NO. 17	-5,858,729
SUPPLEMENT NO. 18	-4,677,591
SUPPLEMENT NO. 19	-9,638,612
SUPPLEMENT NO. 20	-67,212,457
SUPPLEMENT NO. 21	-16,025,508
SUPPLEMENT NO. 22	-6,083,827
SUPPLEMENT NO. 23	-14,350,447
SUPPLEMENT NO. 24	-2,379,427
SUPPLEMENT NO. 25	-3,091,501
SUPPLEMENT NO. 26	-682,431
SUPPLEMENT NO. 27	-3,797,470
SUPPLEMENT NO. 28	0
SUPPLEMENT NO. 29	0
SUPPLEMENT NO. 30	-93,992

SUPPLEMENT NO. 31	-206,089
SUPPLEMENT NO. 32	-196,012
SUPPLEMENT NO. 33	-149,758
SUPPLEMENT NO. 34	-92,300
SUPPLEMENT NO. 35	100,644
SUPPLEMENT NO. 36	-346,980
SUPPLEMENT NO. 37	-13,540
SUPPLEMENT NO. 38	-105,498
SUPPLEMENT NO. 39	-402,740
SUPPLEMENT NO. 40	0
SUPPLEMENT NO. 41	41,305

TOTAL **886,424,310**

* LEVY REFLECTS FROZEN LOSS FROM OVER 65 & DISABILITY ACCOUNTS

2020 SUPPLEMENTAL BUDGET	-200,000,000
NET GAIN (LOSS) TO TAX	<u>1,086,424,310</u>

LEVY GAIN (LOSS) M & O	11,025,034
LEVY GAIN (LOSS) I & S	2,827,962
TOTAL LEVY GAIN (LOSS) DUE TO SUPPLEMENTS	<u>13,852,996</u>

**FY 2019-2020
COMPARISON OF BUDGET TO ACTUAL TAX ROLL**

	ORIGINAL BUDGET	CERTIFIED TAX ROLL	ROLLS 1 - 54	ADJUSTED TAX ROLL
NET TAXABLE VALUE	\$ 13,127,517,207	\$ 14,512,366,935	-109,276,515	\$ 14,403,090,420
M & O LEVY (1.03100)	\$ 135,344,702	\$ 149,622,503	-1,126,641	\$ 148,495,862
I & S LEVY (.27410)	\$ 35,982,525	\$ 39,778,398	-299,527	\$ 39,478,871
TOTAL LEVY (1.30510)	\$ 171,327,227	\$ 189,400,901	-1,426,168	\$ 187,974,733

2019 SUPPLEMENT	TAXABLE VALUE
SUPPLEMENT NO. 1	32,571,769
SUPPLEMENT NO. 2	98,098,133
SUPPLEMENT NO. 3	25,517,424
SUPPLEMENT NO. 4	-14,556,681
SUPPLEMENT NO. 5	-8,195,689
SUPPLEMENT NO. 6	-19,703,429
SUPPLEMENT NO. 7	-18,434,225
SUPPLEMENT NO. 8	-17,063,025
SUPPLEMENT NO. 9	-3,432,626
SUPPLEMENT NO. 10	-8,979,664
SUPPLEMENT NO. 11	-26,419,728
SUPPLEMENT NO. 12	-14,251,347
SUPPLEMENT NO. 13	-12,542,680
SUPPLEMENT NO. 14	-29,795,534
SUPPLEMENT NO. 15	-2,269,209
SUPPLEMENT NO. 16	-28,966,000
SUPPLEMENT NO. 17	-1,044,464
SUPPLEMENT NO. 18	-10,018,551
SUPPLEMENT NO. 19	-9,938,089
SUPPLEMENT NO. 20	-1,324,146
SUPPLEMENT NO. 21	-2,293,528
SUPPLEMENT NO. 22	-2,360,419
SUPPLEMENT NO. 23	-794,110
SUPPLEMENT NO. 24	-474,911
SUPPLEMENT NO. 25	-275,359
SUPPLEMENT NO. 26	131,086
SUPPLEMENT NO. 27	-5,958,133
SUPPLEMENT NO. 28	518,514
SUPPLEMENT NO. 29	-10,532,887
SUPPLEMENT NO. 30	-1,471,962
SUPPLEMENT NO. 31	-418,621

SUPPLEMENT NO. 32	-1,509,840
SUPPLEMENT NO. 33	-243,373
SUPPLEMENT NO. 34	-192,127
SUPPLEMENT NO. 35	-110,140
SUPPLEMENT NO. 36	-295,209
SUPPLEMENT NO. 37	-768,998
SUPPLEMENT NO. 38	-4,890
SUPPLEMENT NO. 39	-11,160,885
SUPPLEMENT NO. 40	-63,180
SUPPLEMENT NO. 41	0
SUPPLEMENT NO. 42	0
SUPPLEMENT NO. 43	25,000
SUPPLEMENT NO. 44	40,037
SUPPLEMENT NO. 45	25,000
SUPPLEMENT NO. 46	0
SUPPLEMENT NO. 47	0
SUPPLEMENT NO. 48	88,591
SUPPLEMENT NO. 49	0
SUPPLEMENT NO. 50	-3,540
SUPPLEMENT NO. 51	-15,630
SUPPLEMENT NO. 52	-436,740
SUPPLEMENT NO. 53	0
SUPPLEMENT NO. 54	27,500

TOTAL -109,276,515

* LEVY REFLECTS FROZEN LOSS FROM OVER 65 & DISABILITY ACCOUNTS

2019 SUPPLEMENTAL BUDGET	-150,000,000
NET GAIN (LOSS) TO TAX	<u>40,723,485</u>
LEVY GAIN (LOSS) M & O	419,859
LEVY GAIN (LOSS) I & S	111,623
TOTAL LEVY GAIN (LOSS) DUE TO SUPPLEMENTS	<u>531,482</u>

FY 2018-2019

COMPARISON OF BUDGET TO ACTUAL TAX ROLL

	ORIGINAL BUDGET	CERTIFIED TAX ROLL	ROLLS 1 - 66	ADJUSTED TAX ROLL
NET TAXABLE VALUE	\$ 12,223,386,344	\$ 13,439,011,068	-162,187,399	\$ 13,276,823,669
M & O LEVY (1.17)	\$ 143,013,620	\$ 157,236,430	-1,897,593	\$ 155,338,837
I & S LEVY (.2311)	\$ 28,248,246	\$ 31,057,554	-374,815	\$ 30,682,739
TOTAL LEVY (1.4011)	171,261,866	188,293,984	-2,272,408	\$ 186,021,576

2018 SUPPLEMENT	TAXABLE VALUE
SUPPLEMENT NO. 1	-1,415,301
SUPPLEMENT NO. 2	-1,967,970
SUPPLEMENT NO. 3	59,418,616
SUPPLEMENT NO. 4	10,785,664
SUPPLEMENT NO. 5	-18,582,754
SUPPLEMENT NO. 6	-2,445,166
SUPPLEMENT NO. 7	-21,479,140
SUPPLEMENT NO. 8	-38,878,680
SUPPLEMENT NO. 9	-7,401,705
SUPPLEMENT NO. 10	-19,670,312
SUPPLEMENT NO. 11	-12,285,270
SUPPLEMENT NO. 12	-26,883,772
SUPPLEMENT NO. 13	-418,958
SUPPLEMENT NO. 14	-9,012,907
SUPPLEMENT NO. 15	-8,273,654
SUPPLEMENT NO. 16	-27,730,004
SUPPLEMENT NO. 17	-4,033,170
SUPPLEMENT NO. 18	-4,124,920
SUPPLEMENT NO. 19	-4,946,824
SUPPLEMENT NO. 20	-5,449,620
SUPPLEMENT NO. 21	-2,015,000
SUPPLEMENT NO. 22	-153,168
SUPPLEMENT NO. 23	-499,114
SUPPLEMENT NO. 24	-617,138
SUPPLEMENT NO. 25	-782,830
SUPPLEMENT NO. 26	-6,418,231
SUPPLEMENT NO. 27	-1,324,050
SUPPLEMENT NO. 28	15,950
SUPPLEMENT NO. 29	-30,000
SUPPLEMENT NO. 30	-3,955,480
SUPPLEMENT NO. 31	29,769
SUPPLEMENT NO. 32	27,314

SUPPLEMENT NO. 33	-7,669
SUPPLEMENT NO. 34	-49,124
SUPPLEMENT NO. 35	-24,788
SUPPLEMENT NO. 36	-160,783
SUPPLEMENT NO. 37	0
SUPPLEMENT NO. 38	-25,000
SUPPLEMENT NO. 39	89,395
SUPPLEMENT NO. 40	36,606
SUPPLEMENT NO. 41	-651,835
SUPPLEMENT NO. 42	-813,733
SUPPLEMENT NO. 43	0
SUPPLEMENT NO. 44	0
SUPPLEMENT NO. 45	25,000
SUPPLEMENT NO. 46	0
SUPPLEMENT NO. 47	-2,640
SUPPLEMENT NO. 48	43,422
SUPPLEMENT NO. 49	-5,040
SUPPLEMENT NO. 50	-1,618
SUPPLEMENT NO. 51	28,111
SUPPLEMENT NO. 52	0
SUPPLEMENT NO. 53	0
SUPPLEMENT NO. 54	0
SUPPLEMENT NO. 55	0
SUPPLEMENT NO. 56	-19,510
SUPPLEMENT NO. 57	0
SUPPLEMENT NO. 58	0
SUPPLEMENT NO. 59	0
SUPPLEMENT NO. 60	74,717
SUPPLEMENT NO. 61	0
SUPPLEMENT NO. 62	-3,280
SUPPLEMENT NO. 63	0
SUPPLEMENT NO. 64	-194,305
SUPPLEMENT NO. 65	0
SUPPLEMENT NO. 66	-7,500

TOTAL **-162,187,399**

* LEVY REFLECTS FROZEN LOSS FROM OVER 65 & DISABILITY ACCOUNTS

2018 SUPPLEMENTAL BUDGET	-150,000,000
NET GAIN (LOSS) TO TAX	<u>-12,187,399</u>
LEVY GAIN (LOSS) M & O	-142,593
LEVY GAIN (LOSS) I & S	-28,165
TOTAL LEVY GAIN (LOSS) DUE TO SUPPLEMENTS	<u>-170,758</u>

2023 ACTIVE LAWSUITS

OWNERS NAME	DCAD VALUE	TYPE OF PROPERTY
1111 TDS APARTMENTS LLC	\$ 26,800,000	REAL
1500 EAST AIRPORT FREEWAY LLC	\$ 4,784,000	REAL
161 AIRPORT CORPORATE LLC	\$ 11,412,000	REAL
1927 BELTLINE CP LTD	\$ 2,550,000	REAL
1927 EAST BELTLINE RD LLC	\$ 781,220	REAL
1929 GRAUWYLER LLC	\$ 12,560,000	REAL
2200 WEST ROCHELLE LLC	\$ 8,000,000	REAL
2200 WEST ROCHELLE LLC	\$ 8,000,000	REAL
2325 STEMMONS HOTEL PRTNRS LLC	\$ 9,675,000	REAL
250 290 B&C LLC	\$ 36,256,000	REAL
250 290 B&C LLC	\$ 18,116,650	REAL
250 290 B&C LLC	\$ 20,383,000	REAL
2700 TRINITY SPE LLC	\$ 9,936,000	REAL
2929 PARK GROVE VNTRE LTD	\$ 20,305,000	REAL
2929 PARK GROVE VNTRE LTD	\$ 1,260,000	REAL
3228 WILLOW LLC	\$ 17,700,000	REAL
3429 WEST ROCHELLE LLC	\$ 19,950,000	REAL
4303 MARPOSA DRIVE	\$ 9,500,000	REAL
4409 MONTROSE LTD	\$ 25,160,790	REAL
4444 IRVING BLVD LP	\$ 4,533,400	REAL
4525 W PIONEER DR PROPERTY	\$ 32,000,000	REAL
500 EJC OFFICE OWNER LLC	\$ 29,000,000	REAL
600 LAS COLINAS OWNER LLC	\$ 74,500,000	REAL
7918 FERGUSON LLC	\$ 2,000,000	REAL
7929 BROOKRIVER SUB LLC	\$ 74,500,000	REAL
7929 BROOKRIVER SUB LLC	\$ 9,868,000	REAL
850 LAKE CAROLYN PKWY APARTMENTS INV	\$ 60,000,000	REAL
AARON HOLDINGS LLC	\$ 1,742,810	REAL
ABF FREIGHT SYSTEM INC	\$ 8,351,000	REAL
ABRAHAM ALVIN V	\$ 2,482,020	REAL
ABRAHAM SAJI PROPERTIES LLC	\$ 520,780	REAL
ABRAHAM SAJI PROPERTIES LLC	\$ 240,000	REAL
ACI REAL ESTATE SPE 155 LLC	\$ 5,995,000	REAL
AGAP GARLAND LLC	\$ 6,487,500	REAL
AGAS VENTURES LLC	\$ 243,120	REAL

AGAS VENTURES LLC	\$	231,570	REAL
AGAS VENTURES LLC	\$	187,240	REAL
AGAS VENTURES LLC	\$	172,970	REAL
AGAS VENTURES LLC	\$	213,650	REAL
AGAS VENTURES LLC	\$	215,000	REAL
AGAS VENTURES LLC	\$	184,300	REAL
AGAS VENTURES LLC	\$	198,900	REAL
AGAS VENTURES LLC	\$	188,670	REAL
AGAS VENTURES LLC	\$	216,590	REAL
AGAS VENTURES LLC	\$	243,150	REAL
AGAS VENTURES LLC	\$	203,490	REAL
AGAS VENTURES LLC	\$	165,670	REAL
AGAS VENTURES LLC	\$	176,710	REAL
AGAS VENTURES LLC	\$	169,300	REAL
AGAS VENTURES LLC	\$	182,780	REAL
AGAS VENTURES LLC	\$	185,370	REAL
AGRE WILLIAMS SQUARE HOLDINGS LLC	\$	65,363,100	REAL
AGRE WILLIAMS SQUARE HOLDINGS LLC	\$	9,609,430	REAL
AGRE WILLIAMS SQUARE HOLDINGS LLC	\$	63,795,210	REAL
AGRE WILLIAMS SQUARE HOLDINGS LLC	\$	114,122,260	REAL
AIGGRE TX HOTEL LAS COLINAS OWNER	\$	12,475,000	REAL
ALC APARTMENTS LLC	\$	59,600,000	REAL
ALESIO GARDEN &	\$	143,500,000	REAL
APO IRVING LLC	\$	7,578,880	REAL
AREA/EY WFT LLC	\$	10,680,520	REAL
ASHDOW DIALYSIS LLC	\$	2,250,000	REAL
AUTOZONE TEXAS LP	\$	603,390	PERSONAL
AUTOZONE TEXAS LP	\$	657,110	PERSONAL
AUTOZONE TEXAS LP	\$	540,910	PERSONAL
AUTOZONE TEXAS LP	\$	597,180	PERSONAL
AUTOZONE TEXAS LP	\$	538,310	PERSONAL
AUTOZONE TEXAS LP	\$	2,242,010	PERSONAL
BELL STACY GREETHUM TRUST THE	\$	996,500	REAL
BELTLINE & GRANDE LTD PS	\$	13,000,000	REAL
BELTLINE/AIRPORT FREEWAY JOINT VENTURE	\$	3,365,260	REAL
BELTLINE/AIRPORT FREEWAY JOINT VENTURE	\$	734,740	REAL
BELTLINE/AIRPORT FREEWAY JOINT VENTURE	\$	7,900,000	REAL
BEST BUY STORES LP	\$	2,300,440	PERSONAL
BETTER INC	\$	2,835,100	REAL
BHP INVESTENTS CO	\$	4,425,000	REAL
BLVD AL LP THE	\$	1,778,910	REAL
BMGREI ESTERS LLC	\$	12,065,630	REAL
BMGREI ESTERS LLC	\$	30,834,370	REAL
BMGREI METKER LLC	\$	9,988,000	REAL

BRE KNIGHT SH TX OWNER LLC	\$	4,100,000	REAL
BRE KNIGHT SH TX OWNER LLC	\$	1,311,000	REAL
BREIT INDUSTRIAL CANYON TX	\$	115,390	REAL
BROWN COLINAS POINTE LLC	\$	20,000,000	REAL
BUDHWANI & VIRANI INC	\$	5,060,000	REAL
CAD ASSETS LLC	\$	3,600,000	REAL
CANAL CENTR INVESTORS LLC	\$	35,000,000	REAL
CANTEX GRAUWYLER LLC	\$	2,299,100	REAL
CANTEX GRAUWYLER LLC	\$	12,585,630	REAL
CARMAX AUTO SUPERSTORES	\$	11,741,010	REAL
CARMAX AUTO SUPERSTORES	\$	1,025,370	REAL
CAROLYN PROPERTY OWNER LP	\$	73,000,000	REAL
CASCADE DALLAS OPERATING LLC	\$	9,500,000	REAL
CAVADIAN PROPERTIES LLC	\$	306,370	REAL
CCP MILLBROOK 1678 LLC	\$	5,200,000	REAL
CFT NV DEVELOPMENTS LLC	\$	1,221,130	REAL
CHALET APARTMENTS LLC	\$	27,600,000	REAL
CHATHEAU AT WILDBRIAR LP	\$	17,000,000	REAL
CHICK FIL A INC	\$	951,620	REAL
CHICK FIL A INC	\$	847,050	PERSONAL
CNC SPC LP	\$	8,489,220	REAL
CNC SPC LP	\$	16,760,780	REAL
COLE CV DUNCANVILLE TX LP	\$	1,900,000	REAL
COLE CV DUNCANVILLE TX LP	\$	2,388,750	REAL
COLE CV DUNCANVILLE TX LP	\$	1,902,900	REAL
COLINAS RANCH APARTMENTS LLC	\$	19,850,000	REAL
COLINAS RANCH APARTMENTS LLC	\$	19,850,000	REAL
COLONY MULTIFAMILY 3321 LLC THE	\$	4,975,700	REAL
COLONY MULTIFAMILY 3321 LLC THE	\$	1,693,850	REAL
COLONY MULTIFAMILY 3321 LLC THE	\$	5,081,560	REAL
COLONY MULTIFAMILY 3321 LLC THE	\$	7,198,880	REAL
COLUMBIA PROPERTIES	\$	45,500,000	REAL
COP ENTERPRISES LLC	\$	99,280	REAL
COP ENTERPRISES LLC	\$	99,280	REAL
COP ENTERPRISES LLC	\$	89,380	REAL
COP ENTERPRISES LLC	\$	99,280	REAL
COP ENTERPRISES LLC	\$	217,000	REAL
COP ENTERPRISES LLC	\$	391,800	REAL
CORSAIR IRVING OWNER LLC	\$	29,000,000	REAL
COTTONWOOD LANE PROPERTIES LLC	\$	8,985,260	REAL
CP 511 BUILDING LLC	\$	22,500,000	REAL
CREEKWOOD APTS LLC	\$	26,646,920	REAL
CRESTVIEW STONEHILL LLC	\$	28,000,000	REAL
CROSS COURT TEXAS LLC	\$	1,260,000	REAL

DALLAS FT WORTH PARTNERS LLC	\$	1,933,020	REAL
DALLAS FT WORTH PARTNERS LLC	\$	4,027,410	REAL
DALLAS FT WORTH PARTNERS LLC	\$	2,247,150	REAL
DALLAS METRO APARTMENTS LLC	\$	5,500,000	REAL
DELUJO EL MOROCCO LLC	\$	13,300,000	REAL
DEVA CORPORATION	\$	6,050,000	REAL
DFW AIRPORT HOSPITALITY	\$	9,900,000	REAL
DILLARDS TEXAS CENTRAL LLC	\$	2,271,100	PERSONAL
DK CREST OWNER LLC	\$	69,500,000	REAL
DLC HOTEL OWNER LLC	\$	950,610	REAL
DLC HOTEL OWNER LLC	\$	73,678,650	REAL
DLC HOTEL OWNER LLC	\$	370,740	REAL
DOGWOOD PROPCO TX II LP	\$	12,343,360	REAL
DSJR LLC	\$	7,950,000	REAL
EAGLE CREST BORROWER LLC	\$	33,602,680	REAL
EAGLE CREST BORROWER LLC	\$	24,297,320	REAL
EL PRIMERO EXPRESS LP	\$	4,750,000	REAL
EMERALD POINT APARTMENTS	\$	5,770	REAL
EMERALD POINT APARTMENTS	\$	7,552,710	REAL
EPC WESTGATE LLC	\$	5,586,600	REAL
EPC WESTGATE LLC	\$	6,085,400	REAL
EPC WESTGATE LLC	\$	29,440,000	REAL
EPC WESTGATE LLC	\$	12,788,000	REAL
ESTRADA LUXURY APARTMENTS LLC	\$	27,000,000	REAL
ESTRADA REVO LLC &	\$	33,800,000	REAL
GEP SILVERTON LLC	\$	31,876,800	REAL
GL MARBLETREE LLC	\$	33,675,000	REAL
GL MARBLETREE LLC	\$	11,225,000	REAL
GLENRIDGE HOSPITALITY LP	\$	10,389,870	REAL
GLENRIDGE HOSPITALITY LP	\$	310,140	REAL
GLENRIDGE HOSPITALITY LP	\$	13,750,000	REAL
GREENWAY RESTAURANT	\$	9,975,000	REAL
GROUP 1 REALTY INC	\$	3,500,000	REAL
H&B DEVELOPMENT AND	\$	825,000	REAL
HCD DALLAS CORPORATION	\$	810,000	REAL
HIGHLAND CREST LTD	\$	25,000,000	REAL
HILLTOPPER APARTMENTS IRVING LLC	\$	7,418,230	REAL
HKRK MGMT INC	\$	3,725,000	REAL
HKSKN MANAGERS 1 LTD	\$	3,750,000	REAL
IFCAP EVERGREEN LP	\$	57,300	REAL
IFCAP EVERGREEN LP	\$	62,200	REAL
IFCAP EVERGREEN LP	\$	62,200	REAL
IFCAP EVERGREEN LP	\$	57,300	REAL
IFCAP EVERGREEN LP	\$	62,200	REAL

IFCAP EVERGREEN LP	\$	90,400	REAL
IFCAP EVERGREEN LP	\$	90,400	REAL
IFCAP EVERGREEN LP	\$	90,400	REAL
IFCAP EVERGREEN LP	\$	90,400	REAL
IFCAP EVERGREEN LP	\$	90,400	REAL
IMT CAPITAL III LAKESHORE LOFTS LP	\$	69,000,000	REAL
IRBY LANE ASSOCIATES LTD	\$	24,000,000	REAL
IRVING 4600 WEST PIONEER	\$	46,250,000	REAL
IRVING 5 STAR MANAGEMENT LLC	\$	155,560	REAL
IRVING 5 STAR MANAGEMENT LLC	\$	901,740	REAL
IRVING 5 STAR MANAGEMENT LLC	\$	167,260	REAL
IRVING 5 STAR MANAGEMENT LLC	\$	512,000	REAL
IRVING 5 STAR MANAGEMENT LLC	\$	1,656,610	REAL
IRVING 5 STAR MANAGEMENT LLC	\$	264,000	REAL
IRVING 5 STAR MANAGEMENT LLC	\$	250,000	REAL
IRVING 5 STAR MANAGEMENT LLC	\$	244,000	REAL
IRVING 5 STAR MANAGEMENT LLC	\$	192,000	REAL
IRVING 5 STAR MANAGEMENT LLC	\$	182,000	REAL
IRVING 5 STAR MANAGEMENT LLC	\$	1,563,000	REAL
IRVING 5 STAR MANAGEMENT LLC	\$	483,000	REAL
IRVING 5 STAR MANAGEMENT LLC	\$	449,000	REAL
IRVING 5 STAR MANAGEMENT LLC	\$	128,000	REAL
IRVING 5 STAR MANAGEMENT LLC	\$	2,451,720	REAL
IRVING BRITAIN WAY APRARTMENTS LP	\$	8,666,670	REAL
IRVING BRITAIN WAY APRARTMENTS LP	\$	4,333,330	REAL
IRVING LODGING LLC	\$	9,300,000	REAL
ISA HOSPITALITY INC	\$	2,525,000	REAL
JAHCO FAIR OAKS LP	\$	7,750,000	REAL
JARS BRITTANY 169 LLC	\$	12,600,000	REAL
JARS HEIGHTS 79 LLC	\$	1,490,510	REAL
JARS HEIGHTS 79 LLC	\$	2,384,810	REAL
JARS HEIGHTS 79 LLC	\$	3,974,680	REAL
JB DALLAS LLC	\$	2,475,000	REAL
JDFW II LLC	\$	89,000,000	REAL
JDFW LLC	\$	60,500,000	REAL
JORDAN KATZ AVALON LLC	\$	32,500,000	REAL
KARAN ASSOCIATES TWO	\$	1,500,000	REAL
KARAN ASSOCIATES TWO	\$	1,600,000	REAL
KORE 125 JOHN CARPENTER LLC	\$	75,650,000	REAL
KROGER TEXAS LP	\$	4,100,000	REAL
KROGER TEXAS LP	\$	1,575,000	REAL
KROGER TEXAS LP	\$	11,680,630	REAL
KROGER TEXAS LP	\$	1,800,000	REAL
KROGER TEXAS LP	\$	960,000	REAL

LADERA RANCH LLC	\$	29,750,000	REAL
LAKE FOREST VALLEY HOLDINGS LLC	\$	4,485,530	REAL
LAKE FOREST VALLEY HOLDINGS LLC	\$	6,291,390	REAL
LAKE WORTH HOTEL CORP	\$	3,750,000	REAL
LAS COLINAS I HOLDCO LP	\$	107,334,180	REAL
LAS COLINAS II HOLDCO LP	\$	57,665,820	REAL
LBH LAS COLINAS PLAZA LLC	\$	26,300,000	REAL
LEGACY REI GROUP SA LLC	\$	13,673,510	REAL
LEGACY REI GROUP SA LLC	\$	4,926,490	REAL
LION NORTHGATE LLC &	\$	24,000,000	REAL
LION TRINITY LLC	\$	61,000,000	REAL
LION WOODCHASE CLARENDON LLC	\$	23,232,000	REAL
LION WOODCHASE CLARENDON LLC	\$	8,954,000	REAL
LOOP HOTEL INC	\$	1,085,000	REAL
LOWEN TRINITY MILLS	\$	12,375,000	REAL
LOWEN TRINITY MILLS	\$	197,830	REAL
LPD REALTY LLC	\$	19,000,000	REAL
LRF2 TOWNE NORTH	\$	10,680,000	REAL
LRF2 TOWNE NORTH	\$	4,920,000	REAL
MAA ALLOY LLC	\$	66,700,000	REAL
MACARTHUR PLACE	\$	29,346,150	REAL
MACARTHUR PLACE	\$	25,153,850	REAL
MARABELLA APARTMENTS II	\$	30,651,570	REAL
MARABELLA APARTMENTS II	\$	34,248,430	REAL
MARS ROCHELLE LLC &	\$	5,550,000	REAL
MCDAVID IRVING HON LLC	\$	3,600,000	REAL
MCDAVID IRVING HON LLC	\$	51,860	REAL
MCDAVID IRVING HON LLC	\$	2,800,000	REAL
MCDAVID IRVING HON LLC	\$	4,525,000	REAL
MCDAVID IRVING HON LLC	\$	6,725,000	REAL
MEADOW CREEK RANCH MHC LLC	\$	6,227,770	REAL
MEADOW CREEK RANCH MHC LLC	\$	3,115,880	REAL
MEADOW OAKS HOLDINGS LP	\$	10,483,800	REAL
MFO PPTIES LTD	\$	1,500,000	REAL
MM COURTYARDS LLC	\$	19,500,000	REAL
MONTEGO BAY LLC	\$	5,165,990	REAL
MONTERRA APARTMENTS LP	\$	47,850,000	REAL
MPG TEXAS 1 LLC	\$	14,650,000	REAL
NEPTUNE VENTURES LLC	\$	300,000	REAL
NEPTUNE VENTURES LLC	\$	237,560	REAL
NEPTUNE VENTURES LLC	\$	283,950	REAL
NEPTUNE VENTURES LLC	\$	317,940	REAL
NEWPORT APARTMENTS PROPERTY OWNER LF	\$	33,000,000	REAL
NLP TEXAS ONE LLC	\$	62,687,840	REAL

NLP TEXAS ONE LLC	\$	58,900,000	REAL
NORTH TEXAS FAMILY	\$	11,750,000	REAL
NORTHWEST PARK ASSOC	\$	7,480,470	REAL
NORTHWEST PARK ASSOC	\$	11,669,530	REAL
OAKWAY MANOR LLC	\$	6,540,170	REAL
OBSIDIAN SUMMER GATE OWNER	\$	20,350,000	REAL
OMNINET FOXBOROUGH LP	\$	33,244,440	REAL
OMNINET FOXBOROUGH LP	\$	13,505,560	REAL
P LURA LLC	\$	940,000	REAL
PAR CAPITAL 122 WEST LLC	\$	27,800,000	REAL
PARMA LAS COLINAS TOWERS LLC	\$	68,898,000	REAL
PARMA LAS COLINAS TOWERS LLC	\$	42,850,000	REAL
PARMA LAS COLINAS TOWERS LLC	\$	4,752,000	REAL
PARRISH MICHAEL R & ANGELA R	\$	1,591,500	REAL
PATEL MADAN &	\$	1,157,240	REAL
PBH VALLEY CREEK LLC	\$	48,950,000	REAL
PBH VALLEY RIDGE LLC	\$	51,000,000	REAL
PERFECT & COMFORT LIVING LLC	\$	4,000,000	REAL
PERFECT AND MODERN TEAM LLC	\$	3,250,000	REAL
PH IRVING LLC	\$	3,850,000	REAL
PL LASCO OWNER LLC	\$	88,250,000	REAL
POLO SANTIAGO	\$	6,970,000	REAL
PPF AMLI 1050 LAKE CAROLYN PARKWAY LLC	\$	63,500,000	REAL
PPF AMLI 777 LAKE CAROLYN PARKWAY	\$	96,675,000	REAL
PRIME US TOWER AT LAKE CAROLYN	\$	66,950,000	REAL
PROMENADE TX PARTNERS LLC	\$	73,000,000	REAL
PROPERTY RESERVE INC	\$	72,972,820	REAL
PROVIDENT GROUP IRVING PROPERTIES LLC	\$	47,000,000	REAL
PS LPT PROPERTIES INVESTORS	\$	3,404,010	REAL
PS TEXAS HOLDINGS II LTD	\$	5,483,000	REAL
PS TEXAS HOLDINGS II LTD	\$	5,712,750	REAL
RAIBLE PLACE APARTMENTS LLC	\$	16,995,000	REAL
RAMSEY LUTHER H	\$	1,612,000	REAL
RAMSEY LUTHER HAROLD	\$	812,800	REAL
REGAL BUSINESS CENTER LLC	\$	13,963,750	REAL
REGAL BUSINESS CENTER LLC	\$	7,568,690	REAL
RESIDENCE AT SURROUND	\$	36,300,000	REAL
RESIDENCES NORTHGATE LLC	\$	45,270,000	REAL
RICKY HOSPITALITY LLC	\$	1,770,000	REAL
ROCHELLE PLACE LP	\$	11,100,000	REAL
ROCK ISLAND IRVING LLC	\$	17,000,000	REAL
ROSEMONT SUMMIT OPERATING LLC	\$	63,250,000	REAL
RSP RIDGEVIEW PLACE	\$	30,833,330	REAL
RSP RIDGEVIEW PLACE	\$	15,416,670	REAL

SAIBABA DFW LODGING LLC	\$	4,845,000	REAL
SANCHEZ THOMAS C	\$	346,500	REAL
SAVOY DALLAS HOTELS LLC	\$	8,700,000	REAL
SCP 2002D 4 LLC	\$	2,062,510	REAL
SCP 2002D 4 LLC	\$	124,800	REAL
SEDONA PARK APARTMENTS LLC	\$	36,200,000	REAL
SEJ PROPERTIES LP	\$	8,304,220	REAL
SEJ PROPERTIES LP	\$	4,100,000	REAL
SEJ PROPERTIES LP	\$	2,465,840	REAL
SEJ PROPERTIES LP	\$	2,273,550	REAL
SEJ PROPERTIES LP	\$	1,850,000	REAL
SEJ PROPERTIES LP	\$	1,010,670	REAL
SFS PROPERTIES LLC	\$	4,169,180	REAL
SL100 RRH SPE LLC &	\$	19,500,000	REAL
SOUTHERN STAR LAS COLINAS LP	\$	15,400,000	REAL
SPANISH HAVEN REDEVELOPMENT	\$	13,000,000	REAL
STAINBACK RAYMOND F JR	\$	4,580,000	REAL
STARCREST TEXAS PPTIES	\$	6,975,000	REAL
STATE BANK OF TEXAS	\$	2,245,000	REAL
STATE BANK OF TEXAS	\$	9,626,240	REAL
SUN LIFE INSURANCE CO OF CANADA	\$	37,950,000	REAL
SYMONDS STEPHEN M	\$	1,634,180	REAL
TASOCOM REAL ESTATE LLC &	\$	3,202,500	REAL
TERRA FUNDING-URBAN TOWERS LLC	\$	12,252,330	REAL
TERRA FUNDING-URBAN TOWERS LLC	\$	145,247,670	REAL
TERRY INVESTMENT PROPERTY 1	\$	1,710,000	REAL
TEXAS FLORIDA CEDARS LP	\$	12,250,000	REAL
TEXAS FOUR PPTIES LLC	\$	14,950,000	REAL
TEXAS PARK MANOR LP	\$	10,920,000	REAL
TEXAS SFI PARTNERSHIP 37 LTD	\$	41,440,000	REAL
TMIF II BRIDGEPORT LP	\$	32,500,000	REAL
TNP IRVING SQUARE DST	\$	2,750,000	REAL
TOURO ASHER PARK DE LLC	\$	30,500,000	REAL
TOURO RUSTIC RIDGE DE LLC	\$	22,900,000	REAL
TP APARTMENTS LLC	\$	7,313,790	REAL
TP APARTMENTS LLC	\$	2,786,210	REAL
TR ATRIUM LP	\$	16,342,630	REAL
TR ATRIUM LP	\$	8,300,000	REAL
TUP CARPENTER COURT LP	\$	11,250,000	REAL
TX 2800 VALLEY VIEW LN DE LLC	\$	21,542,090	REAL
USAA REAL ESTATE CO	\$	296,390	REAL
USAA REAL ESTATE CO	\$	502,500	REAL
USAA REAL ESTATE CO	\$	5,519,970	REAL
USAA REAL ESTATE CO	\$	10,900,000	REAL

USAA REAL ESTATE CO	\$	200	REAL
USAA REAL ESTATE CO	\$	3,120	REAL
USAA REAL ESTATE CO	\$	1,770	REAL
USAA REAL ESTATE CO	\$	115,460	REAL
USAA REAL ESTATE CO	\$	15,000,000	REAL
USAA REAL ESTATE CO	\$	1,822,730	REAL
USAA REAL ESTATE CO	\$	75,000	REAL
USAA REAL ESTATE CO	\$	75,000	REAL
USAA REAL ESTATE CO	\$	2,952,800	REAL
USAA REAL ESTATE CO	\$	6,581,230	REAL
USAA REAL ESTATE CO	\$	6,473,550	REAL
VBAPT LLC	\$	17,250,000	REAL
VELAZQUEZ CELIA &	\$	1,641,600	REAL
VILLAGE ON WEST IRVING LLC	\$	11,000,000	REAL
VILLAS ESTANCIA APARTMENTS LLC	\$	23,000,000	REAL
WALGREEN CO AS OWNER AND LESSEE	\$	2,445,500	REAL
WALGREEN CO AS OWNER AND LESSEE	\$	1,467,560	REAL
WALGREEN CO AS OWNER AND LESSEE	\$	3,994,340	REAL
WALNUT HLL TX PARTNERS LLC	\$	73,500,000	REAL
WATER STREET OCONNOR LP	\$	2,247,370	REAL
WATER STREET OCONNOR LP	\$	108,000,000	REAL
WESTDALE BROOKSTONE/TERRACE LP	\$	20,000,000	REAL
WESTDALE BROOKSTONE/TERRACE LP	\$	26,000,000	REAL
WESTDALE LAKERIDGE LTD	\$	20,500,000	REAL
WESTDALE POLARIS PARTNERS	\$	18,650,000	REAL
WESTDALE POLARIS PARTNERS	\$	6,250,000	REAL
WESTDALLE PPTIES AMERICA I	\$	22,250,000	REAL
WESTDALE WOODMEADE LTD	\$	32,250,000	REAL
WF AGAVE IRVING LLC	\$	8,765,000	REAL
WF AGAVE IRVING LLC	\$	2,313,000	REAL
WINGREN VILLAGE LP	\$	20,500,000	REAL
WOODWIND APARTMENTS LLC	\$	6,750,000	REAL
WWC LXXI LP	\$	26,500,000	REAL
WWC XLII LP	\$	31,875,000	REAL
WWC XLII LP	\$	31,875,000	REAL
Z920 THIRD STREET LLC	\$	5,328,000	REAL
ZANDER PARK BORROWER DE LLC	\$	21,300,000	REAL
TOTAL	\$	5,919,116,070	

2023 SETTLED LAWSUITS

OWNERS NAME	DCAD VALUE	SETTLED VALUE	TYPE OF PROPERTY
2010 KINWES LLC	\$ 6,300,000	\$ 4,500,000	REAL
89 H A S HOTEL CORP	\$ 1,585,000	\$ 1,400,000	REAL
ANGEL HOSPITALITY VIII LLC	\$ 1,200,000	\$ 1,200,000	REAL
BELTLINE VILLAGE PARTNERS	\$ 8,208,300	\$ 7,250,000	REAL
BIO WORLD MERCHANDISING INC	\$ 14,439,440	\$ 13,900,000	PERSONAL
DAYTON HUDSON CORP	\$ 5,715,000	\$ 5,599,000	REAL
DRIVER RE IRVING LLC	\$ 466,610	\$ 400,000	REAL
ESD DFW SOUTH 2011 LP	\$ 28,000,000	\$ 21,500,000	REAL
FIVF III TX2 LLC	\$ 13,000,000	\$ 10,750,000	REAL
GRANITE CIMARRON MEADOWS LLC	\$ 9,639,510	\$ 7,595,000	REAL
HD DEVELOPMENT PPTIES LP	\$ 5,350,000	\$ 5,250,000	REAL
IRVING BUS PROPERTIES LLC	\$ 2,251,350	\$ 1,950,000	REAL
LOONEY FAMILY 2014 TRUST THE	\$ 2,217,330	\$ 1,600,000	REAL
LOONEY FAMILY 2014 TRUST THE	\$ 1,073,070	\$ 700,000	REAL
LOWES HOME CENTERS INC	\$ 7,200,000	\$ 7,000,000	REAL
MALL GROUND PORTFOLIO LLC	\$ 41,500,000	\$ 21,005,140	REAL
MALL GROUND PORTFOLIO LLC	\$ 2,050,000	\$ 1,600,000	REAL
MALL GROUND PORTFOLIO LLC	\$ 4,850,000	\$ 3,900,000	REAL
MALL GROUND PORTFOLIO LLC	\$ 193,440	\$ 193,440	REAL
MALL GROUND PORTFOLIO LLC	\$ 1,301,420	\$ 1,301,420	REAL
NICOLA SPUR 482 LP	\$ 4,897,250	\$ 4,150,000	REAL
NL ASSETS LANDEN DE LLC	\$ 17,160,000	\$ 16,000,000	REAL
NORTHGATE CONSOLIDATED	\$ 4,937,900	\$ 4,600,000	REAL
TOYOTA OF IRVING LTD	\$ 630,000	\$ 625,000	REAL
TOYOTA OF IRVING LTD	\$ 14,500,000	\$ 11,175,000	REAL
TSCA 222 LIMITED PS	\$ 5,625,000	\$ 5,000,000	REAL
WALMART REAL ESTATE	\$ 10,967,000	\$ 10,967,000	REAL
TOTAL	\$ 215,257,620	\$ 171,111,000	

2022 ACTIVE LAWSUITS

OWNERS NAME	DCAD VALUE	TYPE OF PROPERTY
500 EJC OFFICE OWNER LLC	\$ 27,300,000	REAL
AARON HOLDINGS LLC	\$ 2,032,310	REAL
AGAS VENTURES LLC	\$ 169,300	REAL
AGAS VENTURES LLC	\$ 182,780	REAL
AGAS VENTURES LLC	\$ 207,320	REAL
AGAS VENTURES LLC	\$ 185,370	REAL
AGAS VENTURES LLC	\$ 176,710	REAL
AGAS VENTURES LLC	\$ 231,570	REAL
AGAS VENTURES LLC	\$ 184,300	REAL
AGAS VENTURES LLC	\$ 198,900	REAL
AGAS VENTURES LLC	\$ 188,670	REAL
AGAS VENTURES LLC	\$ 216,590	REAL
AGAS VENTURES LLC	\$ 187,240	REAL
AGAS VENTURES LLC	\$ 172,970	REAL
AGAS VENTURES LLC	\$ 213,650	REAL
AGAS VENTURES LLC	\$ 159,470	REAL
AGAS VENTURES LLC	\$ 243,150	REAL
AGAS VENTURES LLC	\$ 203,490	REAL
AGAS VENTURES LLC	\$ 165,670	REAL
CANAL CENTRE INVESTORS LLC	\$ 35,000,000	REAL
CARE INN	\$ 15,800,000	REAL
CHATHEAU AT WILDBRIAR LP	\$ 14,700,000	REAL
CP 511 BUILDING LLC	\$ 21,493,600	REAL
CRESTVIEW STONEHILL LLC	\$ 24,700,000	REAL
DILLARDS TEXAS CENTRAL LLC	\$ 2,549,040	PERSONAL
IFCAP EVERGREEN LP	\$ 57,300	REAL
IFCAP EVERGREEN LP	\$ 62,200	REAL
IFCAP EVERGREEN LP	\$ 62,200	REAL
IFCAP EVERGREEN LP	\$ 57,300	REAL
IFCAP EVERGREEN LP	\$ 62,200	REAL
IFCAP EVERGREEN LP	\$ 62,200	REAL
IFCAP EVERGREEN LP	\$ 70,600	REAL
IFCAP EVERGREEN LP	\$ 70,600	REAL
IFCAP EVERGREEN LP	\$ 62,200	REAL
IFCAP EVERGREEN LP	\$ 57,300	REAL
IFCAP EVERGREEN LP	\$ 62,200	REAL
IFCAP EVERGREEN LP	\$ 70,600	REAL
IFCAP EVERGREEN LP	\$ 57,300	REAL
IFCAP EVERGREEN LP	\$ 62,200	REAL
IFCAP EVERGREEN LP	\$ 62,200	REAL
IFCAP EVERGREEN LP	\$ 57,300	REAL
IFCAP EVERGREEN LP	\$ 62,200	REAL
IFCAP EVERGREEN LP	\$ 62,200	REAL
IFCAP EVERGREEN LP	\$ 57,300	REAL
IFCAP EVERGREEN LP	\$ 57,300	REAL

OWNERS NAME	DCAD VALUE	TYPE OF PROPERTY
KHOSROW SADEGHIAN	\$ 105,740	REAL
KHOSROW SADEGHIAN	\$ 6,380	REAL
KHOSROW SADEGHIAN	\$ 6,380	REAL
LAKE WORTH HOTEL CORP	\$ 3,750,000	REAL
LAS COLINAS SURGERY	\$ 1,400,000	REAL
LEGACY REI GROUP SA LLC	\$ 11,762,190	REAL
LEGACY REI GROUP SA LLC	\$ 4,237,810	REAL
LEGACY REI GROUP TF LLC	\$ 6,900,000	REAL
LEGACY REI GROUP TF LLC	\$ 2,898,000	REAL
LPD REALTY LLC	\$ 16,150,000	REAL
PCPI UT OWNER	\$ 12,252,330	REAL
PCPI UT OWNER	\$ 137,747,670	REAL
POINT AT LAS COLINAS PROPERTIES LLC	\$ 73,455,000	REAL
RAMSEY LUTHER H	\$ 1,526,560	REAL
RAMSEY LUTHER HAROLD	\$ 797,930	REAL
REGAL BUSINESS CENTER LLC	\$ 13,513,300	REAL
REGAL BUSINESS CENTER LLC	\$ 7,568,590	REAL
RESIDENCE AT SURROUND	\$ 33,000,000	REAL
VILLAS ESTANCIA APARTMENTS LLC	\$ 25,000,000	REAL
WALGREENS CO	\$ 1,424,820	REAL
WALGREENS CO	\$ 3,878,000	REAL
WALGREENS CO	\$ 2,374,270	REAL
TOTAL	\$ 511,091,190	

2022 SETTLED LAWSUITS

OWNERS NAME	DCAD VALUE	SETTLED VALUE	TYPE OF PROPERTY
1031 NORTH STORY E 1 H LLC &	\$ 4,400,000	\$ 4,100,000	REAL
1111 TDS APARTMENTS LLC	\$ 23,500,000	\$ 19,500,000	REAL
1212 IRVING LLC	\$ 11,000,000	\$ 9,800,000	REAL
1500 EAST AIRPORT FREEWAY LLC	\$ 3,720,410	\$ 3,400,000	REAL
1500 EAST AIRPORT FREEWAY LLC	\$ 14,000,000	\$ 11,000,000	REAL
1500 EAST AIRPORT FREEWAY LLC	\$ 4,600,000	\$ 3,670,000	REAL
1500 EAST AIRPORT FREEWAY LLC	\$ 2,550,000	\$ 2,300,000	REAL
1500 EAST AIRPORT FREEWAY LLC	\$ 6,250,000	\$ 4,650,000	REAL
1500 EAST AIRPORT FREEWAY LLC	\$ 9,650,000	\$ 8,000,000	REAL
1500 EAST AIRPORT FREEWAY LLC	\$ 11,500,000	\$ 8,800,000	REAL
1500 EAST AIRPORT FREEWAY LLC	\$ 6,650,000	\$ 5,400,000	REAL
1500 EAST AIRPORT FREEWAY LLC	\$ 504,590	\$ 504,590	REAL
2010 KINWEST LLC	\$ 6,175,000	\$ 5,250,000	REAL
2325 STEMMONS HOTEL PTNRS LLC	\$ 8,000,000	\$ 7,750,000	REAL
250 290 B&C LLC	\$ 34,530,280	\$ 32,737,380	REAL
250 290 B&C LLC	\$ 17,253,980	\$ 16,358,110	REAL
250 290 B&C LLC	\$ 19,412,450	\$ 18,404,510	REAL
300 320 DECKER LLC	\$ 9,868,100	\$ 8,982,000	REAL
3228 WILLOW LLC	\$ 16,416,000	\$ 14,100,000	REAL
33-RENAL CENTER OF NORTH DALLAS	\$ 2,100,000	\$ 2,025,000	REAL
3801 NORTH BELT LINE ROAD	\$ 17,750,000	\$ 16,500,000	REAL
4303 MARIPOSA DRIVE	\$ 8,455,000	\$ 7,800,000	REAL
4409 MONTROSE LTD	\$ 23,282,000	\$ 21,000,000	REAL
4525 W PIONEER DR PROPERTY	\$ 33,000,000	\$ 27,000,000	REAL
600 LAS COLINAS OWNER LLC	\$ 74,750,000	\$ 72,400,000	REAL
692 LAKE CAROLYN PARKWAY	\$ 58,760,000	\$ 56,518,000	REAL
7918 FERGUSON LLC	\$ 1,889,070	\$ 1,850,000	REAL
850 LAKE CAROLYN PKWY APARTMENTS INC	\$ 53,250,000	\$ 50,500,000	REAL
89 H A S HOTEL CORP	\$ 1,260,000	\$ 1,150,000	REAL
ABF FREIGHT SYSTEMS INC	\$ 7,000,000	\$ 6,400,000	REAL
ABRAHAM ALVIN V	\$ 2,987,630	\$ 2,688,870	REAL
ADDISON HOTELS LP	\$ 5,400,000	\$ 4,950,000	REAL
AGAP GARLAND LLC	\$ 6,985,000	\$ 5,838,360	REAL
AGRE WILLIAMS SQUARE HOLDINGS LLC	\$ 108,705,190	\$ 98,373,710	REAL
AGRE WILLIAMS SQUARE HOLDINGS LLC	\$ 62,259,620	\$ 56,342,380	REAL
AGRE WILLIAMS SQUARE HOLDINGS LLC	\$ 9,153,170	\$ 8,283,240	REAL
AGRE WILLIAMS SQUARE HOLDINGS LLC	\$ 61,882,020	\$ 56,000,670	REAL
AIGGRE TX HOTEL LAS COLINAS OWNER	\$ 7,692,500	\$ 6,870,000	REAL
ALAMO DRAFTHOUSE CINEMA	\$ 1,315,880	\$ 1,088,750	PERSONAL
ALC APARTMENTS LLC	\$ 53,250,000	\$ 51,000,000	REAL
ALDEN SHORT	\$ 147,760	\$ 87,480	REAL
ALDEN SHORT	\$ 175,530	\$ 137,480	REAL
ALDEN SHORT	\$ 220,280	\$ 213,030	REAL
ALESIO GARDEN &	\$ 139,000,000	\$ 116,608,000	REAL
ANGEL HOSPITALITY VIII LLC	\$ 5,000,000	\$ 4,900,000	REAL
ANGEL HOSPITALITY VIII LLC	\$ 1,354,500	\$ 1,173,900	REAL
AREA/EY WFT LLC	\$ 10,000,000	\$ 8,800,000	REAL
ARMSTRONG GUADALUPE LP	\$ 1,628,830	\$ 1,628,830	REAL

OWNERS NAME	DCAD VALUE	SETTLED VALUE	TYPE OF PROPERTY
ASBURY AUTOMOTIVE GROUP	\$ 5,900,000	\$ 4,700,000	REAL
ASBURY AUTOMOTIVE GROUP	\$ 51,860	\$ 51,860	REAL
ASBURY AUTOMOTIVE GROUP	\$ 2,600,000	\$ 2,000,000	REAL
ASBURY AUTOMOTIVE GROUP	\$ 4,200,000	\$ 3,200,000	REAL
ASBURY AUTOMOTIVE GROUP	\$ 3,200,000	\$ 2,300,000	REAL
ASHER PARK IRVING LP	\$ 27,000,000	\$ 22,900,000	REAL
BELL STACY GREETHUM TRUST THE	\$ 938,150	\$ 900,000	REAL
BELTLINE & GRANDE LTD	\$ 11,500,000	\$ 10,600,000	REAL
BELTLINE/AIRPORT FREEWAY JOINT VENTUF	\$ 3,217,350	\$ 2,800,000	REAL
BELTLINE/AIRPORT FREEWAY JOINT VENTUF	\$ 720,610	\$ 700,000	REAL
BELTLINE/AIRPORT FREEWAY JOINT VENTUF	\$ 7,836,860	\$ 6,500,000	REAL
BELTLINE VILLAGE PARTNERS	\$ 7,211,000	\$ 6,950,000	REAL
BETTER INC	\$ 2,750,000	\$ 2,365,000	REAL
BHP INVESTMENTS CO	\$ 3,800,000	\$ 3,400,000	REAL
BLVD AL LP THE	\$ 1,622,460	\$ 1,547,000	REAL
BRE KNIGHT SH TX OWNER LLC	\$ 4,105,500	\$ 3,689,000	REAL
BRE KNIGHT SH TX OWNER LLC	\$ 1,459,500	\$ 1,311,000	REAL
BREIT INDUSTRIAL CANYON TX	\$ 115,390	\$ 115,390	REAL
BREIT INDUSTRIAL CANYON TX	\$ 11,134,220	\$ 8,000,000	REAL
BROWN COLINAS POINTE LLC	\$ 18,500,000	\$ 16,900,000	REAL
BW ZANDER PARK LLC	\$ 18,600,000	\$ 15,600,000	REAL
CAD ASSETS LLC	\$ 2,500,000	\$ 2,200,000	REAL
CARMAX AUTO SUPERSTORES	\$ 11,250,000	\$ 8,474,630	REAL
CARMAX AUTO SUPERSTORES	\$ 1,025,370	\$ 1,025,370	REAL
CAROLYN PROPERTY OWNER LP	\$ 67,181,400	\$ 57,500,000	REAL
CEDAR CREST OF IRVING LLC	\$ 2,500,000	\$ 2,250,000	REAL
CENTERPOINT PROPERTIES TRUST	\$ 66,270,000	\$ 22,200,000	REAL
CFT NV DEVELOPMENTS LLC	\$ 1,080,000	\$ 900,000	REAL
CHALET APARTMENTS LLC	\$ 24,500,000	\$ 22,500,000	REAL
CHEP USA	\$ 647,510	\$ 647,510	PERSONAL
CHICK FIL A INC	\$ 906,300	\$ 860,000	REAL
CHIPOTLE MEXICAN GRILL INC	\$ 673,660	\$ 650,000	REAL
CL II LLC	\$ 4,800,000	\$ 3,875,000	REAL
COLE CV RICHARDSON TX LLC	\$ 1,847,480	\$ 1,829,360	REAL
COLINAS RANCH APARTMENTS LLC	\$ 17,750,000	\$ 12,685,000	REAL
COLONY MULTIFAMILY 3321 LLC THE	\$ 4,418,000	\$ 3,833,510	REAL
COLONY MULTIFAMILY 3321 LLC THE	\$ 1,530,050	\$ 1,305,020	REAL
COLONY MULTIFAMILY 3321 LLC THE	\$ 4,531,840	\$ 3,915,070	REAL
COLONY MULTIFAMILY 3321 LLC THE	\$ 6,420,110	\$ 5,546,400	REAL
COLUMBIA PROPERTIES	\$ 29,500,000	\$ 24,500,000	REAL
CP II CRESTVIEW LP	\$ 37,850,000	\$ 30,250,000	REAL
CREEKWOOD APTS LLC	\$ 23,000,000	\$ 20,750,000	REAL
CROSS COURT TEXAS LLC	\$ 1,285,090	\$ 1,200,000	REAL
CROSSINGSATIRVING RUBY	\$ 16,550,000	\$ 15,000,000	REAL
CVS	\$ 2,319,170	\$ 2,007,900	REAL
CVS AS LESSEE	\$ 2,002,440	\$ 1,959,460	REAL
CVS AS LESSEE	\$ 1,794,690	\$ 1,754,850	REAL
DALLAS FT WORTH PARTNERS LLC	\$ 1,949,000	\$ 1,798,020	REAL
DALLAS FT WORTH PARTNERS LLC	\$ 1,670,570	\$ 1,541,160	REAL
DALLAS FT WORTH PARTNERS LLC	\$ 3,480,430	\$ 3,210,820	REAL
DALLAS METRO APARTMENTS LLC	\$ 4,828,000	\$ 4,250,000	REAL
DELUJO EL MOROCCO LLC	\$ 11,500,000	\$ 10,500,000	REAL

OWNERS NAME	DCAD VALUE	SETTLED VALUE	TYPE OF PROPERTY
DEVA CORPORATION	\$ 4,500,000	\$ 4,125,000	REAL
DFW JOSEPH INVESTMENTS LLC	\$ 14,059,720	\$ 12,500,000	REAL
DFW TOWER VILLIAGE LP	\$ 11,193,730	\$ 10,571,860	REAL
DFW TOWER VILLIAGE LP	\$ 15,806,280	\$ 14,928,150	REAL
DILLARDS PROPERTIES INC	\$ 5,000,000	\$ 4,750,000	REAL
DK CREST OWNER LLC	\$ 62,000,000	\$ 60,000,000	REAL
DOGWOOD PROPCO TX II LP	\$ 10,700,000	\$ 8,000,000	REAL
DP WPC TX LLC AND DP WPC TX	\$ 11,158,950	\$ 10,856,860	REAL
DP WPC TX LLC AND DP WPC TX	\$ 1,969,340	\$ 1,969,340	REAL
DP WPC TX LLC AND DP WPC TX	\$ 173,800	\$ 173,800	REAL
DRIVR RE IRVING LLC	\$ 6,100,000	\$ 5,800,000	REAL
DRIVER RE IRVING LLC	\$ 435,600	\$ 400,000	REAL
EAGLE CREST BORROWER LLC	\$ 29,540,180	\$ 26,696,430	REAL
EAGLE CREST BORROWER LLC	\$ 21,359,820	\$ 19,303,570	REAL
EL PRIMERO EXPRESS LP	\$ 3,675,000	\$ 3,400,000	REAL
EMERALD POINT APARTMENT	\$ 5,770	\$ 5,770	REAL
EMERALD POINT APARTMENT	\$ 6,894,230	\$ 6,194,230	REAL
ESD DFW SOUTH 2011 LP	\$ 19,000,000	\$ 17,000,000	REAL
ESTRADA LUXURY APARTMENTS LLC	\$ 27,000,000	\$ 23,500,000	REAL
ESTRADA REVO LLC &	\$ 24,950,000	\$ 22,350,000	REAL
EX DALLAS LP	\$ 56,500,000	\$ 53,463,000	REAL
EX DALLAS LP	\$ 370,740	\$ 370,740	REAL
EX DALLAS LP	\$ 8,629,270	\$ 8,166,260	REAL
GEP SILVERTON LLC	\$ 27,840,000	\$ 25,500,000	REAL
GL MARBLETREE LLC	\$ 31,200,000	\$ 27,331,200	REAL
GL MARBLETREE LLC	\$ 10,400,000	\$ 9,110,400	REAL
GOLDEN RAM LLC	\$ 155,560	\$ 155,560	REAL
GOLDEN RAM LLC	\$ 901,740	\$ 901,740	REAL
GOLDEN RAM LLC	\$ 167,260	\$ 167,260	REAL
GOLDEN RAM LLC	\$ 427,430	\$ 370,150	REAL
GOLDEN RAM LLC	\$ 1,666,310	\$ 1,443,010	REAL
GOLDEN RAM LLC	\$ 220,380	\$ 190,850	REAL
GOLDEN RAM LLC	\$ 208,810	\$ 180,830	REAL
GOLDEN RAM LLC	\$ 204,160	\$ 176,800	REAL
GOLDEN RAM LLC	\$ 160,460	\$ 138,960	REAL
GOLDEN RAM LLC	\$ 151,680	\$ 131,350	REAL
GOLDEN RAM LLC	\$ 1,302,550	\$ 1,127,990	REAL
GOLDEN RAM LLC	\$ 402,530	\$ 348,590	REAL
GOLDEN RAM LLC	\$ 374,670	\$ 324,460	REAL
GOLDEN RAM LLC	\$ 106,770	\$ 92,450	REAL
GOLDEN RAM LLC	\$ 1,979,280	\$ 1,800,000	REAL
GRANITE CIMARRON MEADOWS LLC	\$ 9,639,510	\$ 7,595,000	REAL
GROUP 1 REALTY INC	\$ 3,500,000	\$ 2,975,000	REAL
GROUP 1 REALTY INC	\$ 900,000	\$ 689,080	REAL
GROUP 1 REALTY INC	\$ 309,360	\$ 278,420	REAL
H&B DEVELOPMENT AND	\$ 787,500	\$ 725,000	REAL
HCD DALLAS CORPORATION	\$ 800,000	\$ 800,000	REAL
HCD DALLAS CORPORATION	\$ 30,100,000	\$ 29,200,000	REAL
HAMPTON PLEASANT RUN JV	\$ 1,925,500	\$ 1,800,000	REAL
HILLTOPPER APARTMENTS IRVING LLC	\$ 6,340,370	\$ 5,000,000	REAL
HKRK MGNT INC	\$ 3,200,000	\$ 2,900,000	REAL
HOME DEPOT USA	\$ 5,425,000	\$ 5,200,000	REAL

OWNERS NAME	DCAD VALUE	SETTLED VALUE	TYPE OF PROPERTY
HS GARDEN PLAZA LLC	\$ 6,950,000	\$ 6,150,000	REAL
IMT CAPITAL III LAKESIDE LOFTS LP	\$ 59,334,000	\$ 55,900,000	REAL
INTREPID HOLDINGS LLC	\$ 3,675,000	\$ 3,400,000	REAL
IRBY LANE ASSOCIATES LTD	\$ 21,000,000	\$ 19,000,000	REAL
IRIS ASSOCIATES LP	\$ 10,687,500	\$ 10,125,000	REAL
IRIS ASSOCIATES LP	\$ 27,312,500	\$ 25,875,000	REAL
IRVING 4600 WEST PIONEER	\$ 41,500,000	\$ 32,698,000	REAL
IRVING APARTMENTS 2017 LLC	\$ 3,417,000	\$ 3,100,000	REAL
IRVING APARTMENTS 2017 LLC	\$ 1,500,000	\$ 1,250,000	REAL
IRVING APARTMENTS 2017 LLC	\$ 1,575,000	\$ 1,350,000	REAL
IRVING BRITAIN WAY APARTMENTS LP	\$ 3,650,000	\$ 3,042,800	REAL
IRVING BRITAIN WAY APARTMENTS LP	\$ 7,300,000	\$ 6,085,610	REAL
IRVING BUS PROPERTIES LLC	\$ 2,250,000	\$ 1,900,000	REAL
IRVING LODGING LLC	\$ 6,250,000	\$ 5,800,000	REAL
IRVING MOB III	\$ 10,500,000	\$ 9,800,000	REAL
IRVING PEBBLEBROOK LLC	\$ 3,850,000	\$ 3,465,000	REAL
ISA HOSPITALITY	\$ 1,950,000	\$ 1,850,000	REAL
JAHCO FAIR OAKS LP	\$ 7,490,000	\$ 6,950,000	REAL
JARS BRITTANY 169 LLC	\$ 11,050,000	\$ 9,200,000	REAL
JARS HEIGHTS 79 LLC	\$ 2,065,820	\$ 1,792,000	REAL
JARS HEIGHTS 79 LLC	\$ 3,443,040	\$ 2,987,000	REAL
JARS HEIGHTS 79 LLC	\$ 1,291,140	\$ 1,121,000	REAL
JBA PORTFOLIO LLC	\$ 5,107,730	\$ 4,700,000	REAL
JDFW LLC	\$ 56,000,000	\$ 52,000,000	REAL
JDFW II LLC	\$ 78,000,000	\$ 72,500,000	REAL
JORDAN KATZ AVALON LLC	\$ 28,800,000	\$ 26,500,000	REAL
KARAN ASSOCIATES TWO	\$ 1,520,000	\$ 1,337,390	REAL
KARAN ASSOCIATES TWO	\$ 1,435,000	\$ 1,262,610	REAL
KEVLIN JAMES M &	\$ 537,000	\$ 537,000	REAL
KORE 125 JOHN CARPENTER LLC	\$ 71,500,000	\$ 68,750,000	REAL
KROGER TEXAS LP	\$ 11,680,630	\$ 10,971,000	REAL
KROGER TEXAS LP	\$ 927,080	\$ 927,080	REAL
KROGER TEXAS LP	\$ 3,978,130	\$ 3,978,130	REAL
KROGER TEXAS LP	\$ 1,502,570	\$ 1,502,570	REAL
KROGER TEXAS LP	\$ 1,738,070	\$ 1,738,070	REAL
LADERA RANCH LLC	\$ 26,250,000	\$ 24,500,000	REAL
LAKERIDGE REALTY LP	\$ 310,140	\$ 310,140	REAL
LAKERIDGE REALTY LP	\$ 9,265,000	\$ 8,800,000	REAL
LAKERIDGE REALTY LP	\$ 8,089,860	\$ 7,600,000	REAL
LAS COLINAS I HOLDCO LP	\$ 92,000,000	\$ 88,250,000	REAL
LAS COLINAS II HOLDCO LP	\$ 51,600,000	\$ 49,100,000	REAL
LAS COLINAS INDUSTRIAL LLC	\$ 2,630,800	\$ 2,216,750	REAL
LBH LAS COLINAS PLAZA LLC	\$ 25,000,000	\$ 23,000,000	REAL
LION TRINITY LLC	\$ 55,550,000	\$ 51,000,000	REAL
LOONEY FAMILY 2014 TRUST THE	\$ 1,073,070	\$ 700,000	REAL
LOONEY FAMILY 2014 TRUST THE	\$ 2,217,330	\$ 1,600,000	REAL
LOOP HOTEL INC	\$ 850,000	\$ 675,000	REAL
LOWEN RAIFORD LP	\$ 8,800,000	\$ 8,300,000	REAL
LOWEN RAIFORD LP	\$ 197,830	\$ 197,830	REAL
LOWES HOME CENTERS INC	\$ 7,075,000	\$ 6,800,000	REAL
LRF2 TOWNE NORTH	\$ 9,525,000	\$ 8,613,000	REAL
LRF2 TOWNE NORTH	\$ 4,575,000	\$ 4,137,000	REAL

OWNERS NAME	DCAD VALUE	SETTLED VALUE	TYPE OF PROPERTY
M INDUSTRIAL PROPERTY	\$ 28,559,550	\$ 20,750,000	REAL
MAA ALLOY LLC	\$ 55,000,000	\$ 49,000,000	REAL
MAA TANC LLC	\$ 42,900,000	\$ 39,800,000	REAL
MACARTHUR PLACE	\$ 21,000,000	\$ 18,876,920	REAL
MACARTHUR PLACE	\$ 24,500,000	\$ 22,023,080	REAL
MACY'S RETAIL HOLDINGS INC	\$ 2,467,320	\$ 2,399,100	PERSONAL
MACY'S RETAIL HOLDINGS INC	\$ 4,580,000	\$ 4,250,000	REAL
MALL GROUND PORTFOLIO LLC	\$ 39,950,000	\$ 28,005,140	REAL
MALL GROUND PORTFOLIO LLC	\$ 1,650,000	\$ 1,600,000	REAL
MALL GROUND PORTFOLIO LLC	\$ 4,850,000	\$ 3,900,000	REAL
MALL GROUND PORTFOLIO LLC	\$ 193,440	\$ 193,440	REAL
MALL GROUND PORTFOLIO LLC	\$ 1,301,420	\$ 1,301,420	REAL
MARABELLA APARTMENTS II	\$ 29,551,810	\$ 27,968,680	REAL
MARABELLA APARTMENTS II	\$ 26,448,190	\$ 25,031,320	REAL
MEADOW CREEK RANCH MHC LLC	\$ 3,115,880	\$ 2,578,950	REAL
MEADOW CREEK RANCH MHC LLC	\$ 6,227,770	\$ 4,421,050	REAL
MESTEK LTD	\$ 3,130,040	\$ 2,781,230	REAL
MESTEK LTD	\$ 2,233,460	\$ 1,984,560	REAL
MESTEK LTD	\$ 1,389,000	\$ 1,234,210	REAL
MFO PPTIES LTD	\$ 1,602,700	\$ 1,500,000	REAL
MM COURTYARDS LLC	\$ 19,050,000	\$ 16,500,000	REAL
MONTEGO BAY LLC	\$ 4,650,000	\$ 3,800,000	REAL
MPG TEXAS 1 LLC	\$ 12,376,000	\$ 10,650,000	REAL
NEPTUNE VENTURES LLC	\$ 279,880	\$ 265,890	REAL
NEPTUNE VENTURES LLC	\$ 252,340	\$ 239,720	REAL
NEPTUNE VENTURES LLC	\$ 300,000	\$ 285,000	REAL
NEPTUNE VENTURES LLC	\$ 215,000	\$ 204,250	REAL
NEPTUNE VENTURES LLC	\$ 211,000	\$ 200,450	REAL
NEPTUNE VENTURES LLC	\$ 215,000	\$ 204,250	REAL
NEPTUNE VENTURES LLC	\$ 233,920	\$ 222,220	REAL
NEPTUNE VENTURES LLC	\$ 272,670	\$ 259,040	REAL
NEPTUNE VENTURES LLC	\$ 225,000	\$ 213,750	REAL
NEPTUNE VENTURES LLC	\$ 216,190	\$ 205,380	REAL
NEPTUNE VENTURES LLC	\$ 257,270	\$ 244,410	REAL
NEPTUNE VENTURES LLC	\$ 240,000	\$ 228,000	REAL
NEPTUNE VENTURES LLC	\$ 240,000	\$ 228,000	REAL
NEWPORT APARTMENTS PROPERTY OWNER	\$ 27,950,000	\$ 21,500,000	REAL
NL ASSETS LANDEN DE LLC	\$ 13,200,000	\$ 13,200,000	REAL
NL ASSETS LANDEN DE LLC	\$ 13,200,000	\$ 12,000,000	REAL
NORTHGATE CAPRI LLC &	\$ 19,500,000	\$ 17,000,000	REAL
NORTHGATE CONSOLIDATED GROUP LLC	\$ 4,808,430	\$ 4,600,000	REAL
NORTHWEST PARK ASSOC	\$ 6,438,260	\$ 5,781,250	REAL
NORTHWEST PARK ASSOC	\$ 10,043,680	\$ 9,018,750	REAL
OAKWAY MANOR LLC	\$ 3,640,000	\$ 3,300,000	REAL
OAKWAY MANOR LLC	\$ 6,141,000	\$ 5,300,000	REAL
OCONNOR MINI WAREHOUSES	\$ 1,520,000	\$ 1,200,000	REAL
OMNINET FOXBOROUGH LP	\$ 10,920,000	\$ 10,111,110	REAL
OMNINET FOXBOROUGH LP	\$ 26,880,000	\$ 24,888,890	REAL
P LURA LLC	\$ 940,000	\$ 850,000	REAL
PAR CAPITAL 122 WEST LLC	\$ 26,700,000	\$ 25,600,000	REAL
PARMA LAS COLINAS TOWERS LLC	\$ 4,752,000	\$ 4,752,000	REAL
PARMA LAS COLINAS TOWERS LLC	\$ 65,748,000	\$ 61,948,000	REAL

OWNERS NAME	DCAD VALUE	SETTLED VALUE	TYPE OF PROPERTY
PARMA MANDALAY TOWER LLC	\$ 40,500,000	\$ 37,500,000	REAL
PARRISH MICHAEL R & ANGELA R	\$ 1,615,730	\$ 1,420,000	REAL
PBH VALLEY CREEK LLC	\$ 45,250,000	\$ 43,000,000	REAL
PBH VALLEY RIDGE LLC	\$ 48,000,000	\$ 47,000,000	REAL
PERFECT & COMFORT LIVING LLC	\$ 4,000,000	\$ 3,200,000	REAL
PERFECT AND MODERN TEAM LLC	\$ 2,925,000	\$ 2,750,000	REAL
PETCO ANIMAL SUPPLIES INC	\$ 323,800	\$ 281,710	REAL
PL LASCO OWNER LLC	\$ 77,000,000	\$ 73,500,000	REAL
POLO SANTIAGO	\$ 6,300,000	\$ 5,500,000	REAL
POST MONTORO LLC	\$ 31,000,000	\$ 28,500,000	REAL
PPF AMLI 1050 LAKE CAROLYN PARKWAY	\$ 62,250,000	\$ 54,733,000	REAL
PPF AMLI 777 LAKE CAROLYN PARKWAY	\$ 83,900,000	\$ 77,156,000	REAL
PRIME US TOWER AT LAKE CAROLYN LLC	\$ 66,125,000	\$ 61,000,000	REAL
PROMENADE TX PARTNERS LLC	\$ 63,000,000	\$ 60,000,000	REAL
PROPERTY RESERVE INC	\$ 64,722,820	\$ 62,300,000	REAL
PROVIDENT GROUP IRVING PROPERTIES LLC	\$ 34,750,000	\$ 31,000,000	REAL
PS LPT PROPERTIES INVESTORS	\$ 3,117,360	\$ 2,900,000	REAL
PS TEXAS HOLDINGS II LTD	\$ 5,482,000	\$ 5,230,570	REAL
PS TEXAS HOLDINGS II LTD	\$ 5,774,350	\$ 5,505,620	REAL
RAIBLE PLACE APARTMENTS LLC	\$ 14,500,000	\$ 11,700,000	REAL
RANDALLS FOOD & DRUG LP	\$ 5,750,000	\$ 4,901,710	REAL
RAYO LLC	\$ 5,475,000	\$ 5,000,000	REAL
RAYO LLC	\$ 5,475,000	\$ 5,000,000	REAL
RESIDENCES NORTHGATE LLC	\$ 40,700,000	\$ 28,500,000	REAL
RICKY HOSPITALITY LLC	\$ 1,650,000	\$ 1,550,000	REAL
ROADWAY EXPRESS	\$ 7,224,530	\$ 5,385,000	REAL
ROCHELLE PLACE LP	\$ 9,500,000	\$ 8,550,000	REAL
ROCHELLE PLAZA RES LLC	\$ 13,865,000	\$ 10,800,000	REAL
ROSEMONT SUMMIT OPERATING LLC	\$ 60,875,000	\$ 54,000,000	REAL
RYDER TRUCK RENTAL INC	\$ 2,440,720	\$ 2,440,720	REAL
RUSTIC RIDGE IRVING LP	\$ 19,800,000	\$ 16,000,000	REAL
SANDLIAN COLBY B &	\$ 3,000,000	\$ 2,760,000	REAL
SAVOY DALLAS HOTELS LLC	\$ 6,500,000	\$ 5,800,000	REAL
SEDONA PARK APARTMENTS LLC	\$ 29,500,000	\$ 24,900,000	REAL
SFS PROPERTIES LLC	\$ 4,102,000	\$ 3,875,000	REAL
SGJGM FAMILY LP	\$ 130,000	\$ 128,960	REAL
SHIRLEY ENTERPRISES LLC	\$ 1,870,740	\$ 1,683,650	REAL
SL1000 RRH SPE LLC &	\$ 16,560,000	\$ 14,500,000	REAL
SPANISH CHASE LLC	\$ 7,286,930	\$ 6,250,000	REAL
SPANISH HAVEN REDEVELOPMENT	\$ 10,500,000	\$ 8,900,000	REAL
SPRINT UNITED MGMT CO	\$ 13,800,000	\$ 12,250,000	REAL
STARCREST TEXAS PPTIES	\$ 6,100,000	\$ 5,450,000	REAL
STATE BANK OF TEXAS	\$ 1,275,000	\$ 1,165,230	REAL
SUN LIFE INSURANCE CO OF CANADA	\$ 36,620,270	\$ 33,500,000	REAL
SUNSET SPRINGS LP	\$ 17,520,410	\$ 15,768,370	REAL
SYMONDS STEPHAN M	\$ 1,541,930	\$ 1,400,000	REAL
TARGET CORP	\$ 5,715,000	\$ 5,523,470	REAL
TAURUS HOLDINGS LLC	\$ 1,015,670	\$ 1,015,670	REAL
TEXAS FLORIDA CEDARS LP	\$ 10,500,000	\$ 9,575,980	REAL
TEXAS PARK MANOR LP	\$ 10,315,000	\$ 9,285,000	REAL
TEXAS SFI PARTNERSHIP 37 LTD	\$ 37,000,000	\$ 35,100,000	REAL
TMIF II BRIDGEPORT LP	\$ 29,254,330	\$ 26,700,000	REAL

OWNERS NAME	DCAD VALUE	SETTLED VALUE	TYPE OF PROPERTY
TNP IRVING SQUARE DST	\$ 1,925,900	\$ 1,925,900	REAL
TOYOTA OF IRVING LTD	\$ 530,740	\$ 422,000	REAL
TOYOTA OF IRVING LTD	\$ 13,294,900	\$ 10,255,000	REAL
TOYOTA OF IRVING LTD	\$ 630,000	\$ 623,000	REAL
TP APARTMENTS LLC	\$ 6,498,990	\$ 5,521,910	REAL
TP APARTMENTS LLC	\$ 2,475,810	\$ 2,103,590	REAL
TR ATRUIM LP	\$ 15,500,000	\$ 14,000,000	REAL
TR ATRUIM LP	\$ 7,900,000	\$ 7,700,000	REAL
TSCA 222 LIMITED PS	\$ 5,200,000	\$ 4,700,000	REAL
TUP CARPENTER COURT LP	\$ 12,750,000	\$ 9,600,000	REAL
TX 2800 VALLEY VIEW LN DEL LLC	\$ 21,701,510	\$ 19,250,000	REAL
UNITED RENTALS	\$ 5,515,920	\$ 4,500,000	REAL
VAT CROSSROADS LLC	\$ 19,000,000	\$ 17,000,000	REAL
VELAZQUEZ CELIA &	\$ 1,881,520	\$ 1,250,000	REAL
VILLAGE ON WEST IRVING LLC	\$ 10,090,000	\$ 8,500,000	REAL
WALMART REAL ESTATE	\$ 10,967,000	\$ 10,967,000	REAL
WALNUT HILL TX PARTNERS LLC	\$ 62,250,000	\$ 53,865,000	REAL
WATER STREET OCONNOR LP	\$ 90,400,990	\$ 87,000,000	REAL
WATER STREET OCONNOR LP	\$ 2,247,370	\$ 2,247,370	REAL
WESTDALE BROOKSTONE TERRACE LP	\$ 16,098,640	\$ 16,098,640	REAL
WESTDALE BROOKSTONE TERRACE LP	\$ 21,250,000	\$ 18,880,000	REAL
WESTDALE LAKERIDGE	\$ 18,675,000	\$ 16,640,000	REAL
WESTDALE POLARIS PARTNERS	\$ 5,750,000	\$ 5,500,000	REAL
WESTDALE POLARIS PARTNERS	\$ 16,405,890	\$ 14,960,000	REAL
WESTDALE PPTIES AMERICA I	\$ 19,000,000	\$ 17,920,000	REAL
WESTDALE WOODMEADE LTD	\$ 28,000,000	\$ 25,800,000	REAL
WESTGATE MULTIFAMILY LLC	\$ 29,786,110	\$ 25,786,000	REAL
WESTGATE MULTIFAMILY LLC	\$ 12,938,340	\$ 11,201,000	REAL
WESTGATE MULTIFAMILY LLC	\$ 5,677,980	\$ 4,915,000	REAL
WESTGATE MULTIFAMILY LLC	\$ 5,212,570	\$ 4,512,000	REAL
WOODCHASE & CLARENDON	\$ 17,323,310	\$ 13,353,000	REAL
WOODCHASE & CLARENDON	\$ 6,676,690	\$ 5,147,000	REAL
WOODSHIRE MHC LLC	\$ 6,581,230	\$ 4,992,000	REAL
WOODSHIRE MHC LLC	\$ 6,473,550	\$ 4,992,000	REAL
WOODSHIRE MHC LLC	\$ 2,952,800	\$ 2,236,000	REAL
WOODWIND LAND LLC	\$ 7,000,000	\$ 5,502,000	REAL
WOODWIND LAND LLC	\$ 400,000	\$ 400,000	REAL
WWC LXXI LP	\$ 26,444,620	\$ 23,800,000	REAL
WWC XLII LP	\$ 29,875,000	\$ 27,750,000	REAL
WWC XLII LP	\$ 29,875,000	\$ 27,750,000	REAL
WWC XLV LP	\$ 80,000	\$ 80,000	REAL
WWC XLV LP	\$ 67,900,000	\$ 63,420,000	REAL
TOTAL	\$ 5,087,056,490	\$ 4,546,307,240	

2021 ACTIVE LAWSUITS

OWNERS NAME		DCAD VALUE	TYPE OF PROPERTY
FIRST FLEET MASTER TITLING TRUST	\$	1,676,050	PERSONAL
PARMA LAS COLINAS TOWERS LLC	\$	61,167,000	REAL
PARMA LAS COLINAS TOWERS LLC	\$	4,048,000	REAL
PROGRESS RESIDENTIAL	\$	168,600	REAL
PROGRESS RESIDENTIAL	\$	170,510	REAL
WALGREENS CO AS OWNER	\$	2,293,980	REAL
WALGREENS CO AS OWNER	\$	1,376,640	REAL
WALGREENS CO AS OWNER	\$	2,351,530	REAL
TOTAL	\$	73,252,310	

2021 SETTLED LAWSUITS

OWNERS NAME	DCAD VALUE	SETTLED VALUE	TYPE OF PROPERTY
1000 EAST AIRPORT FREEWAY LLC	\$ 9,752,100	\$ 8,750,000	REAL
1111 TDS APARTMENTS LLC	\$ 18,750,000	\$ 16,500,000	REAL
14800 LANDMARK LLC	\$ 10,662,790	\$ 9,250,000	REAL
2325 STEMMONS HOTEL PTNRS LLC	\$ 7,500,000	\$ 7,500,000	REAL
250 290 B&C LLC	\$ 32,980,000	\$ 32,000,000	REAL
250 290 B&C LLC	\$ 16,478,860	\$ 16,100,000	REAL
250 290 B&C LLC	\$ 18,540,360	\$ 17,700,000	REAL
2929 PARK GROVE VNTRE LTD	\$ 14,336,450	\$ 13,518,600	REAL
2929 PARK GROVE VNTRE LTD	\$ 1,003,550	\$ 946,300	REAL
2ML REAL ESTATE INTEREST INC	\$ 1,390,000	\$ 1,300,000	REAL
4303 MARIPOSA DRIVE LLC	\$ 7,480,000	\$ 7,100,000	REAL
4409 MONTROSE LTD	\$ 17,600,000	\$ 17,600,000	REAL
89 H A S HOTEL CORP	\$ 950,000	\$ 800,000	REAL
ABF FREIGHT SYSTEM INC	\$ 8,302,500	\$ 6,000,000	REAL
ADDISON HOTELS LP	\$ 4,257,250	\$ 3,900,000	REAL
ADDISON STONE LLC	\$ 1,408,150	\$ 1,000,000	REAL
AGAS VENTURES	\$ 148,200	\$ 139,000	REAL
AGAS VENTURES	\$ 136,980	\$ 123,000	REAL
AGAS VENTURES	\$ 145,280	\$ 136,000	REAL
AGAS VENTURES	\$ 156,980	\$ 156,980	REAL
AGAS VENTURES	\$ 170,630	\$ 155,000	REAL
AGAS VENTURES	\$ 164,780	\$ 152,000	REAL
AGAS VENTURES	\$ 189,640	\$ 175,000	REAL
AGAS VENTURES	\$ 139,290	\$ 139,290	REAL
AGAS VENTURES	\$ 123,890	\$ 123,890	REAL
AGAS VENTURES	\$ 170,670	\$ 170,670	REAL
AGAS VENTURES	\$ 126,750	\$ 126,600	REAL
AGAS VENTURES	\$ 200,780	\$ 160,000	REAL
AGAS VENTURES	\$ 175,500	\$ 175,500	REAL
AGAS VENTURES	\$ 152,100	\$ 144,500	REAL
AGAS VENTURES	\$ 136,500	\$ 129,680	REAL
AGAS VENTURES	\$ 120,900	\$ 121,370	REAL
AGAS VENTURES	\$ 100,000	\$ 100,000	REAL
AGAVE APARTMENTS LLC	\$ 8,000,000	\$ 7,500,000	REAL
AGRE WILLIAMS SQUARE HOLDINGS LLC	\$ 102,417,090	\$ 92,633,000	REAL
AGRE WILLIAMS SQUARE HOLDINGS LLC	\$ 58,659,010	\$ 53,055,000	REAL
AGRE WILLIAMS SQUARE HOLDINGS LLC	\$ 8,620,610	\$ 7,804,000	REAL
AGRE WILLIAMS SQUARE HOLDINGS LLC	\$ 58,303,290	\$ 52,733,000	REAL
AIGGRE TX HOTEL LAS COLINAS OWNER LLC	\$ 6,700,000	\$ 6,000,000	REAL
ALC APARTMENTS LLC	\$ 48,750,000	\$ 48,500,000	REAL
ALESIO GARDEN &	\$ 104,420,000	\$ 96,000,000	REAL
ANGEL HOSPITALITY VIII LLC	\$ 4,440,000	\$ 4,246,000	REAL
ANGEL HOSPITALITY VIII LLC	\$ 1,083,600	\$ 1,083,600	REAL
AREA/EY WFT LLC	\$ 8,600,000	\$ 8,000,000	REAL
ASBURY AUTOMOTIVE TEXAS LLC	\$ 51,860	\$ 51,860	REAL
ASBURY AUTOMOTIVE TEXAS LLC	\$ 2,025,000	\$ 1,800,000	REAL
ASBURY AUTOMOTIVE TEXAS LLC	\$ 3,324,000	\$ 3,000,000	REAL

ASBURY AUTOMOTIVE TEXAS LLC	\$	4,900,000	\$	4,500,000	REAL
ASBURY AUTOMOTIVE TEXAS LLC	\$	2,500,000	\$	2,100,000	REAL
ASHER PARK IRVING LP	\$	21,750,000	\$	18,486,000	REAL
BELL STACY GREETHUM TRUST THE	\$	870,000	\$	749,230	REAL
BELTLINE/AIRPORT FREEWAY JOINT VENTURE	\$	2,940,000	\$	2,785,500	REAL
BELTLINE/AIRPORT FREEWAY JOINT VENTURE	\$	695,000	\$	660,000	REAL
BELTLINE/AIRPORT FREEWAY JOINT VENTURE	\$	7,615,000	\$	6,354,500	REAL
BELTLINE & GRANDE LTD	\$	11,000,000	\$	10,500,000	REAL
BETTER INC	\$	2,300,000	\$	2,150,000	REAL
BHP INVESTMENTS CO	\$	2,300,000	\$	2,000,000	REAL
BLVD AL LP THE	\$	1,437,890	\$	1,397,460	REAL
BRE KNIGHT SH TX OWNER LLC	\$	3,910,000	\$	3,541,750	REAL
BRE KNIGHT SH TX OWNER LLC	\$	1,390,000	\$	1,258,250	REAL
BREIT INDUSTRIAL CANYON TX	\$	115,390	\$	115,390	REAL
BREIT INDUSTRIAL CANYON TX	\$	10,018,430	\$	7,000,000	REAL
BUDHWANI & VIRANI INC	\$	2,025,000	\$	1,900,000	REAL
CARE INN	\$	15,300,000	\$	13,775,000	REAL
CAROLYN PROPERTY OWNER LP	\$	57,720,000	\$	54,300,000	REAL
CASTLE CROWN PROPERTIES	\$	4,750,000	\$	4,200,000	REAL
CEDAR CREST OF IRVING LLC	\$	1,600,000	\$	1,600,000	REAL
CENTRALAND GROUP LTD	\$	4,186,480	\$	4,186,480	REAL
CFT NV DEVELOPMENTS LLC	\$	815,000	\$	730,000	REAL
CHALET APARTMENTS LLC	\$	21,434,000	\$	20,000,000	REAL
CHATHEAU AT WILDBRIAR LP	\$	14,000,000	\$	11,000,000	REAL
CLAY COOLEY REAL ESTATE	\$	4,336,180	\$	4,000,000	REAL
CLAY COOLEY REAL ESTATE	\$	8,280,400	\$	7,200,000	REAL
CLAY COOLEY REAL ESTATE	\$	8,593,750	\$	7,750,000	REAL
CNC SPC LP	\$	11,417,240	\$	11,417,240	REAL
CNC SPC LP	\$	5,782,760	\$	5,782,760	REAL
COLINAS RANCH APARTMENTS	\$	13,598,880	\$	10,500,000	REAL
COLUMBIA PROPERTIES	\$	25,000,000	\$	20,950,000	REAL
COP ENTERPRISES	\$	200,830	\$	114,460	REAL
COP ENTERPRISES	\$	99,280	\$	66,110	REAL
COP ENTERPRISES	\$	99,280	\$	66,110	REAL
COP ENTERPRISES	\$	89,380	\$	66,110	REAL
COP ENTERPRISES	\$	99,280	\$	66,110	REAL
COTTONWOOD LANE PROPERTIES LLC	\$	7,665,000	\$	7,200,000	REAL
CP II CRESTVIEW LP	\$	35,200,000	\$	32,700,000	REAL
CRAWFORD ELECTRIC SUPPLY LTD	\$	510,870	\$	459,780	PERSONAL
CRESTVIEW STONEHILL LLC	\$	19,000,000	\$	18,000,000	REAL
CROSS COURT TEXAS LLC	\$	1,122,000	\$	1,000,000	REAL
CROSSINGSATIRVING RUBY	\$	13,450,000	\$	12,750,000	REAL
CROWN ENTERPRISES INC	\$	5,946,820	\$	4,500,000	REAL
CVS	\$	1,785,000	\$	1,767,500	REAL
CVS	\$	1,734,000	\$	1,715,000	REAL
CVS AS LESSEE	\$	2,240,740	\$	1,940,000	REAL
CVS AS LESSEE	\$	1,973,410	\$	1,893,200	REAL
D L PETERSON TRUST I	\$	4,517,150	\$	4,200,950	PERSONAL
DALLAS METRO APARTMENTS LLC	\$	3,800,000	\$	3,450,000	REAL
DELUJO EL MOROCCO LLC	\$	9,345,000	\$	8,625,000	REAL
DENNIS D TOPLETZ	\$	152,950	\$	152,950	REAL
DENNIS D TOPLETZ	\$	130,330	\$	130,330	REAL
DENNIS D TOPLETZ	\$	638,060	\$	638,060	REAL

DENNIS D TOPLETZ	\$	616,930	\$	616,930	REAL
DENNIS D TOPLETZ	\$	442,410	\$	442,410	REAL
DENNIS D TOPLETZ	\$	205,000	\$	205,000	REAL
DENNIS D TOPLETZ	\$	205,290	\$	205,290	REAL
DENNIS D TOPLETZ	\$	183,380	\$	183,380	REAL
DENNIS D TOPLETZ	\$	197,640	\$	197,640	REAL
DENNIS D TOPLETZ	\$	166,400	\$	166,400	REAL
DENNIS D TOPLETZ	\$	177,240	\$	177,240	REAL
DENNIS D TOPLETZ	\$	223,150	\$	223,150	REAL
DENNIS D TOPLETZ	\$	177,060	\$	177,060	REAL
DENNIS D TOPLETZ	\$	398,370	\$	398,370	REAL
DENNIS D TOPLETZ	\$	145,000	\$	145,000	REAL
DENNIS D TOPLETZ	\$	176,120	\$	176,120	REAL
DENNIS D TOPLETZ	\$	238,730	\$	238,730	REAL
DENNIS D TOPLETZ	\$	170,010	\$	170,010	REAL
DENNIS D TOPLETZ	\$	185,310	\$	185,310	REAL
DENNIS D TOPLETZ	\$	182,010	\$	182,010	REAL
DENNIS D TOPLETZ	\$	190,650	\$	190,650	REAL
DENNIS D TOPLETZ	\$	171,000	\$	171,000	REAL
DENNIS D TOPLETZ	\$	181,630	\$	181,630	REAL
DENNIS D TOPLETZ	\$	195,380	\$	195,380	REAL
DENNIS D TOPLETZ	\$	166,050	\$	166,050	REAL
DENNIS D TOPLETZ	\$	161,140	\$	161,140	REAL
DENNIS D TOPLETZ	\$	153,050	\$	153,050	REAL
DENNIS D TOPLETZ	\$	181,630	\$	181,630	REAL
DENNIS D TOPLETZ	\$	173,820	\$	173,820	REAL
DENNIS D TOPLETZ	\$	177,970	\$	177,970	REAL
DENNIS D TOPLETZ	\$	174,430	\$	174,430	REAL
DENNIS D TOPLETZ	\$	200,580	\$	200,580	REAL
DENNIS D TOPLETZ	\$	196,560	\$	196,560	REAL
DENNIS D TOPLETZ	\$	203,630	\$	203,630	REAL
DENNIS D TOPLETZ	\$	1,087,140	\$	1,087,140	REAL
DENNIS D TOPLETZ	\$	457,970	\$	457,970	REAL
DEVA CORPORATION	\$	4,050,000	\$	3,766,000	REAL
DFW JOSEPH INVESTMENTS LLC	\$	11,160,000	\$	10,000,000	REAL
DFW RESORTS LLC	\$	6,100,000	\$	5,100,000	REAL
DK CREST OWNER LLC	\$	57,510,000	\$	56,000,000	REAL
DRIVER RE IRVING LLC	\$	5,785,570	\$	5,400,000	REAL
DSJR LLC	\$	5,318,000	\$	4,638,000	REAL
EAGLE CREST BORROWER LLC	\$	25,878,450	\$	23,765,630	REAL
EAGLE CREST BORROWER LLC	\$	18,712,110	\$	17,184,370	REAL
EBEX IRVING APARTMENTS LLC	\$	12,250,000	\$	11,875,000	REAL
EL PRIMERO EXPRESS LP	\$	3,375,000	\$	3,200,000	REAL
ELEMENT FLEET CORPORATION	\$	369,610		332,650	PERSONAL
ESTRADA REVO LLC &	\$	20,100,000	\$	18,800,000	REAL
EX DALLAS LP	\$	45,500,000	\$	43,329,260	REAL
EX DALLAS LP	\$	7,629,260	\$	7,300,000	REAL
EX DALLAS LP	\$	370,740	\$	370,740	REAL
FPG THE POINT LP	\$	50,800,000	\$	50,000,000	REAL
FREO TEXAS LLC	\$	237,080	\$	237,080	REAL
FREO TEXAS LLC	\$	201,510	\$	184,900	REAL
FREO TEXAS LLC	\$	174,750	\$	174,750	REAL
FREO TEXAS LLC	\$ ¹⁰⁵	147,590	\$	147,590	REAL

FREO TEXAS LLC	\$	205,860	\$	205,860	REAL
GARDEN INVESTORS PROPERTIES	\$	5,273,440	\$	4,726,550	REAL
GARDEN INVESTORS PROPERTIES	\$	8,226,560	\$	7,373,450	REAL
GELCO FLEET TRUST	\$	4,090,320	\$	3,804,000	PERSONAL
GEP SILVERTON LLC	\$	22,000,000	\$	20,700,000	REAL
GEP VANDERBILT LLC	\$	12,856,000	\$	11,600,000	REAL
GROUP 1 REALTY INC	\$	765,640	\$	689,080	REAL
GROUP 1 REALTY INC	\$	309,360	\$	278,420	REAL
GROUP 1 REALTY INC	\$	167,210	\$	150,490	REAL
GROUP 1 REALTY INC	\$	600,000	\$	540,000	REAL
GROUP 1 REALTY INC	\$	3,000,000	\$	2,800,000	REAL
HAMPTON/AIRPORT FREEWAY JOINT	\$	1,850,000	\$	1,500,000	REAL
HCD DALLAS CORPORATION	\$	800,000	\$	800,000	REAL
HCD DALLAS CORPORATION	\$	30,150,000	\$	25,700,000	REAL
HCD DALLAS CORPORATION	\$	800,000	\$	800,000	REAL
HCD DALLAS CORPORATION	\$	30,150,000	\$	30,150,000	REAL
HD DEVELOPMENT PROPERTIES	\$	5,248,640	\$	5,098,670	REAL
HERTZ CORP	\$	13,113,420	\$	3,495,160	PERSONAL
HKRK MGNT INC	\$	2,275,000	\$	2,000,000	REAL
IMT CAPITAL III LAKESHORE LOFTS LP	\$	53,500,000	\$	52,200,000	REAL
IMV GROUP LLC	\$	155,560	\$	132,430	REAL
IMV GROUP LLC	\$	901,740	\$	767,690	REAL
IMV GROUP LLC	\$	167,260	\$	142,390	REAL
IMV GROUP LLC	\$	1,429,530	\$	1,217,010	REAL
IMV GROUP LLC	\$	189,600	\$	161,410	REAL
IMV GROUP LLC	\$	179,650	\$	152,940	REAL
IMV GROUP LLC	\$	175,650	\$	149,540	REAL
IMV GROUP LLC	\$	138,050	\$	117,530	REAL
IMV GROUP LLC	\$	130,490	\$	111,090	REAL
IMV GROUP LLC	\$	1,111,510	\$	946,270	REAL
IMV GROUP LLC	\$	351,290	\$	299,070	REAL
IMV GROUP LLC	\$	322,350	\$	274,430	REAL
IMV GROUP LLC	\$	91,860	\$	78,200	REAL
INTERGERMAN SUMMER GATE LP	\$	13,650,000	\$	12,700,000	REAL
INTREPID HOLDINGS	\$	3,586,730	\$	3,200,000	REAL
IRIS ASSOCIATES LP	\$	8,156,250	\$	7,593,750	REAL
IRIS ASSOCIATES LP	\$	20,843,750	\$	19,406,250	REAL
IRVING 4600 WEST PIONEER	\$	34,272,000	\$	29,725,000	REAL
IRVING BRITAIN WAY APARTMENTS LP	\$	2,324,000	\$	2,203,000	REAL
IRVING BRITAIN WAY APARTMENTS LP	\$	4,480,000	\$	4,247,000	REAL
IRVING BUS PROPERTIES LLC	\$	2,300,000	\$	1,865,720	REAL
IRVING LODGING LLC	\$	5,500,000	\$	5,000,000	REAL
IRVING PARK SPRINGS PARTNERS LTD	\$	2,100,000	\$	1,726,570	REAL
ISA HOSPITALITY INC	\$	1,995,000	\$	1,700,000	REAL
JAHCO FAIR OAKS LP	\$	7,050,000	\$	6,345,000	REAL
JARS HEIGHTS 79 LLC	\$	2,720,000	\$	2,582,280	REAL
JARS HEIGHTS 79 LLC	\$	1,020,000	\$	968,350	REAL
JARS HEIGHTS 79 LLC	\$	1,632,000	\$	1,549,370	REAL
JASAN LLC	\$	3,200,230	\$	2,825,000	REAL
JDFW LLC	\$	52,000,000	\$	47,000,000	REAL
JDFW II LLC	\$	71,000,000	\$	64,800,000	REAL
KIMBERLY CLARK CORP	\$	9,000,000	\$	8,775,000	REAL
KROGER TEXAS LP	\$	10,600,000	\$	10,600,000	REAL

LADERA RANCH LLC	\$	21,500,000	\$	21,000,000	REAL
LAKE WORTH HOTEL CORP	\$	3,650,000	\$	3,400,000	REAL
LAKERIDGE REALTY LP	\$	310,140	\$	310,140	REAL
LAKERIDGE REALTY LP	\$	9,052,500	\$	8,000,000	REAL
LAKERIDGE REALTY LP	\$	7,639,860	\$	7,100,000	REAL
LAS COLINAS I HOLDCO LP	\$	83,950,000	\$	80,000,000	REAL
LAS COLINAS II HOLDCO LP	\$	46,300,000	\$	45,425,000	REAL
LAS COLINAS SURGERY	\$	1,600,000	\$	1,400,000	REAL
LEGACY REI GROUP SA LLC	\$	8,972,740	\$	8,543,270	REAL
LEGACY REI GROUP SA LLC	\$	3,232,820	\$	2,956,730	REAL
LEGACY REI GROUP SP LLC	\$	17,933,000	\$	17,600,000	REAL
LEGACY REI GROUP VF LLC	\$	10,898,000	\$	9,800,000	REAL
LOWEN TRINITY MILLS	\$	197,830	\$	197,830	REAL
LOWEN TRINITY MILLS	\$	7,715,780	\$	7,350,000	REAL
LPD REALTY LLC	\$	12,300,000	\$	11,250,000	REAL
MAA ALLOY LLC	\$	47,500,000	\$	44,500,000	REAL
MAA TANC LLC	\$	37,800,000	\$	36,800,000	REAL
MAAHIYAA HOTEL LLC	\$	4,000,000	\$	3,650,000	REAL
MACARTHUR PLACE BORROWER LLC	\$	17,538,460	\$	15,923,080	REAL
MACARTHUR PLACE BORROWER LLC	\$	20,461,540	\$	18,576,920	REAL
MACY'S RETAIL HOLDINGS	\$	4,410,970	\$	4,000,000	REAL
MACY'S RETAIL HOLDINGS LLC	\$	2,822,470	\$	2,399,100	PERSONAL
MALL GROUND PORTFOLIO LLC	\$	38,155,140	\$	31,353,230	REAL
MALL GROUND PORTFOLIO LLC	\$	1,650,000	\$	1,600,000	REAL
MALL GROUND PORTFOLIO LLC	\$	4,700,000	\$	4,051,910	REAL
MALL GROUND PORTFOLIO LLC	\$	193,440	\$	193,440	REAL
MALL GROUND PORTFOLIO LLC	\$	1,301,420	\$	1,301,420	REAL
MARABELLA APARTMENTS LP	\$	26,253,610	\$	25,594,000	REAL
MARABELLA APARTMENTS LP	\$	23,496,390	\$	22,906,000	REAL
MEDIEVAL TIMES	\$	1,627,000	\$	1,627,000	PERSONAL
MERRICK BUSINESS PARK LLC	\$	4,423,500	\$	3,395,020	REAL
MERRICK BUSINESS PARK LLC	\$	1,434,100	\$	1,193,010	REAL
METROPLEX PLAZA LP	\$	3,752,500	\$	3,184,960	REAL
METROPLEX PLAZA LP	\$	2,362,500	\$	1,988,140	REAL
METROPLEX PLAZA LP	\$	4,635,000	\$	3,826,900	REAL
MNSF II ACQUISITIONS LLC	\$	165,910	\$	165,910	REAL
MNSF II ACQUISITIONS LLC	\$	195,020	\$	195,020	REAL
MNSF II ACQUISITIONS LLC	\$	222,430	\$	222,430	REAL
MNSF II ACQUISITIONS LLC	\$	227,990	\$	190,970	REAL
MNSF II ACQUISITIONS LLC	\$	203,000	\$	203,000	REAL
MPG TEXAS 1 LLC	\$	9,520,000	\$	9,000,000	REAL
NEPTUNE VENTURES LLC	\$	280,000	\$	280,000	REAL
NEPTUNE VENTURES LLC	\$	196,600	\$	184,480	REAL
NEPTUNE VENTURES LLC	\$	251,650	\$	236,140	REAL
NEPTUNE VENTURES LLC	\$	192,210	\$	180,370	REAL
NEPTUNE VENTURES LLC	\$	254,930	\$	239,220	REAL
NEPTUNE VENTURES LLC	\$	181,930	\$	170,720	REAL
NEPTUNE VENTURES LLC	\$	179,000	\$	167,970	REAL
NEPTUNE VENTURES LLC	\$	202,050	\$	189,600	REAL
NEPTUNE VENTURES LLC	\$	258,990	\$	243,030	REAL
NEPTUNE VENTURES LLC	\$	226,530	\$	212,940	REAL
NEPTUNE VENTURES LLC	\$	194,150	\$	182,190	REAL
NEPTUNE VENTURES LLC	\$ ¹⁰⁷	217,730	\$	204,310	REAL

NEPTUNE VENTURES LLC	\$	204,080	\$	191,500	REAL
NEPTUNE VENTURES LLC	\$	200,940	\$	192,530	REAL
NEWPORT APARTMENTS PROPERTY OWNER	\$	24,147,200	\$	21,000,000	REAL
NORTHGATE CARI LLC &	\$	16,500,000	\$	16,000,000	REAL
OMNINET FOXBOROUGH LP	\$	9,349,910	\$	8,248,000	REAL
OMNINET FOXBOROUGH LP	\$	23,015,170	\$	20,302,000	REAL
PACIFIC PLATINUM TRUST	\$	555,310	\$	520,000	REAL
PAR CAPITAL 122 WEST LLC	\$	27,882,000	\$	25,100,000	REAL
PARMA MANDALAY TOWER LLC	\$	38,000,000	\$	35,900,000	REAL
PARRISH HARE ELECTRIC SUPPLY CORP	\$	15,469,580	\$	13,382,690	PERSONAL
PATEL RAMAN	\$	1,450,000	\$	1,340,000	REAL
PCPI UT OWNER LP AND TERRA FUNDING URBAN TC	\$	12,252,330	\$	12,252,330	REAL
PCPI UT OWNER LP AND TERRA FUNDING URBAN TC	\$	151,682,670	\$	123,247,670	REAL
PECAN VILLAGE APARTMENTS	\$	1,477,510	\$	1,392,860	REAL
PECAN VILLAGE APARTMENTS	\$	1,704,820	\$	1,607,140	REAL
PERFECT & COMFORT LIVING LLC	\$	3,200,000	\$	2,900,000	REAL
PERFECT AND MODERN TEAM LLC	\$	2,332,000	\$	2,200,000	REAL
POLO SANTIAGO	\$	4,600,000	\$	4,140,000	REAL
POST MONTORO LLC	\$	26,259,000	\$	25,000,000	REAL
PPF AMLI 1050 LAKE CAROLYN PARKWAY LLC	\$	51,832,000	\$	48,375,000	REAL
PPF AMLI 777 LAKE CAROLYN PARKWAY	\$	73,775,000	\$	69,191,000	REAL
PRIME US TOWER AT LAKE CAROLYN LLC	\$	61,500,000	\$	59,000,000	REAL
PROVIDENT GROUP IRVING PROPERTIES LLC	\$	31,000,000	\$	24,250,000	REAL
RACETRAC PETROLEUM INC	\$	563,900	\$	301,100	REAL
RACETRAC PETROLEUM INC	\$	429,820	\$	331,760	PERSONAL
RACETRAC PETROLEUM INC	\$	1,750,000	\$	1,718,000	REAL
RACETRAC PETROLEUM INC	\$	2,315,310	\$	2,100,000	REAL
RACETRAC PETROLEUM INC	\$	457,820	\$	457,820	REAL
RACETRAC PETROLEUM INC	\$	382,310	\$	382,310	REAL
RAMSEY LUTHER H	\$	1,490,700	\$	1,200,000	REAL
RANDALLS FOOD & DRUG LP	\$	4,758,940	\$	4,758,940	REAL
RAVEN SURROUND LLC	\$	26,500,000	\$	25,600,000	REAL
RAYO LLC	\$	4,800,000	\$	3,750,000	REAL
RAYO LLC	\$	4,897,600	\$	3,750,000	REAL
RESIDENCES NORTHGATE LLC	\$	28,233,600	\$	22,691,000	REAL
ROCHELLE PLACE L P	\$	7,500,000	\$	7,000,000	REAL
ROCHELLE PLAZA ASSOCIATES	\$	9,500,000	\$	8,475,000	REAL
ROSEMONT SUMMIT OPERATING LLC	\$	56,250,000	\$	54,500,000	REAL
RUSTIC RIDGE IRVING LP	\$	15,000,000	\$	13,800,000	REAL
RYDER TRUCK RENTAL INC	\$	2,440,720	\$	2,153,310	PERSONAL
SANDLIAN COLBY B & G B REV TR &	\$	2,600,000	\$	2,600,000	REAL
SAVOY DALLAS HOTELS LLC	\$	5,481,350	\$	4,500,000	REAL
SEDONA PARK APARTMENTS LLC	\$	24,880,000	\$	17,350,000	REAL
SOUTHERN STAR LAS COLINAS LP	\$	8,900,000	\$	8,000,000	REAL
SPANISH HAVEN REDEVELOPMT	\$	9,067,030	\$	7,000,000	REAL
SUN LIFE INSURANCE CO OF CANADA	\$	34,178,320	\$	32,169,000	REAL
SYMONDS STEPHAN M	\$	1,330,000	\$	1,200,000	REAL
TARGET CORPORATION AS OWNER	\$	5,523,470	\$	5,523,470	REAL
TCI 600 LAS COLINAS INC	\$	80,837,780	\$	74,750,000	REAL
TEXAS FLORIDA CEDARS LP	\$	8,651,960	\$	7,800,000	REAL
TEXAS PARK MANOR LP	\$	8,800,000	\$	8,250,000	REAL
TEXAS SFI PARTNERSHIP 37 LTD	\$	34,000,000	\$	33,400,000	REAL
TMIF II BRIDGEPORT LP	\$	26,250,000	\$	23,625,000	REAL

TP APARTMENTS LLC	\$	5,415,830	\$	4,851,730	REAL
TP APARTMENTS LLC	\$	2,063,170	\$	1,848,270	REAL
TR ATRIUM LP	\$	14,215,000	\$	13,500,000	REAL
TR ATRIUM LP	\$	7,215,000	\$	7,100,000	REAL
TRELLIS PLACE DUPLEXES LTD	\$	14,428,000	\$	13,300,000	REAL
URBAN TOWNE LAKE APARTMENTS LP	\$	24,000,000	\$	23,500,000	REAL
VELAZQUEZ CELIA &	\$	1,100,000	\$	1,000,000	REAL
VILLAS ESTANCIA APARTMENTS LLC	\$	18,525,000	\$	14,500,000	REAL
WALGREENS CO AS OWNER	\$	2,293,980	\$	2,163,320	REAL
WALGREENS CO AS OWNER	\$	1,376,640	\$	1,298,230	REAL
WALGREENS CO AS OWNER	\$	2,351,530	\$	2,217,600	REAL
WALNUT HILL TX PARTNERS LLC	\$	51,000,000	\$	47,000,000	REAL
WESTDALE BROOKSTONE/TERRACE LP	\$	14,400,000	\$	12,960,000	REAL
WESTDALE BROOKSTONE/TERRACE LP	\$	17,750,000	\$	16,950,000	REAL
WESTDALE LAKERIDGE	\$	15,950,000	\$	15,000,000	REAL
WESTDALE POLARIS PARTNERS	\$	13,400,000	\$	12,700,000	REAL
WESTDALE PPTIES AMERICA I	\$	15,850,000	\$	15,000,000	REAL
WESTDALE WOODMEADE LTD	\$	23,700,000	\$	21,400,000	REAL
WESTGATE MULTIFAMILY LLC	\$	4,358,000	\$	3,993,000	REAL
WESTGATE MULTIFAMILY LLC	\$	3,988,000	\$	3,665,000	REAL
WESTGATE MULTIFAMILY LLC	\$	23,524,000	\$	20,946,000	REAL
WESTGATE MULTIFAMILY LLC	\$	10,130,000	\$	9,098,000	REAL
WOODCHASE & CLARENDON APTS LLC	\$	15,388,870	\$	12,270,670	PERSONAL
WOODCHASE & CLARENDON APTS LLC	\$	5,931,130	\$	4,729,330	REAL
WOODSIDE VILLAS IRVING LLC	\$	13,000,000	\$	12,100,000	REAL
WOODWIND APARTMENTS	\$	5,193,000	\$	5,100,000	REAL
WOODWIND APARTMENTS	\$	400,000	\$	400,000	REAL
WWC XLV LP	\$	59,000,000	\$	55,500,000	REAL

TOTAL	\$	3,592,762,550	\$	3,286,959,670	
--------------	----	----------------------	----	----------------------	--

**CONSENT AGENDA
2/26/2024**

TOPIC: Consider Approval of Career and Technical Education Innovative courses

SUBMITTED BY: Ahana Gomez, Chief of Schools and Zach Moore, Director of Career and Technical Education.

BACKGROUND: The Texas Education Agency permits new and innovative courses to be offered in Career and Technical Education programs of study. All TEA innovative courses require board approval. CTE innovative courses are part of a coherent sequence of courses leading toward a specific career objective and endorsement. The CTE innovative courses below include professional standards and skills required by business and industry.

- A. Advanced Legal Skills
- B. Emergency Medical Technician
- C. Practicum in Entrepreneurship
- D. Unmanned Aerial Vehicles
- E. Greenhouse Operations
- F. Foundations of Restaurant Management
- G. General Employability Skills

ADMINISTRATIVE RECOMMENDATION: The administration recommends the approval of the Career and Technical Education Innovative Courses for the 2024-2025 school year and beyond.

RECOMMENDED BOARD MOTION: I move that the Board approve the Career and Technical Education Innovative Courses offered at Singley Academy, Irving High School, Nimitz High School, and Macarthur High School.

CONSENT AGENDA ITEM – BIDS
2/26/2024

TOPIC: Consider Approval of the Renewal of Award for Request for Proposal (RFP) #21-59-872 for the Purchase of Staff Development Consultant Services and RFP #21-60-872 for Authors, Speakers, and Presenters

SUBMITTED BY: R. Bayer/J. Pilgrim

BACKGROUND: On March 27, 2023 the Board approved the Renewal of RFP #21-59-872 for Professional Development Consultant Services and RFP #21-60-872 for Authors, Speakers and Presenters. The RFP Scope cover Professional Development, Speakers and Presenters for staff and administrators for use on an as needed basis. Multiple Vendor were approved to ensure availability of sufficient vendors to meet the District’s needs for professional development services. The Department has expressed satisfaction with the Services and Performance of the Approved Vendors, and therefore recommends renewal for the final year of the award.

FUNDING SOURCE: Various Local and Federal Funds

COSTS: Estimated Amount Determined by Actual Orders

ADMINISTRATIVE RECOMMENDATION: The Administration Recommends the Board Approve the Renewal of Award for RFP #21-59-872 for the Purchase of Staff Development Consultant Services and RFP #21-60-872 for Authors, Speakers and Presenters for the final year.

RECOMMENDED BOARD ACTION: I Move the Board Approve the Renewal of Award for RFP #21-59-872 for Purchase of Staff Development Consultant Services and RFP #21-60-872 for Authors, Speakers and Presenters for the final year.

Additional Agenda Sheets Attached: Yes No

AGENDA SHEET

Meeting Date: 2/26/2024


Topic: Consider Approval of the Renewal of Award for Request for Proposal (RFP) #21-59-872 for the Purchase of Staff Development Consultant Services and RFP #21-60-872 for Authors, Speakers, and Presenters

Recommended Vendor(s)	Refer to Exhibit A
Contract Type (e.g. Co-op, RFP)	Request for Proposal # 21-59-872 & 21-60-872
Contract Term or One Time Purchase	Final Renewal for 12 Months
Sole Source Vendor & Documentation	N/A
Vendor is at least 51% woman or minority business	<input type="checkbox"/> Yes <input checked="" type="checkbox"/> No

TO THE BEST OF MY KNOWLEDGE, THE RECOMMENDED VENDOR(S) PROVIDES THE BEST VALUE FOR THE DESCRIBED GOODS OR SERVICES. I FURTHER CERTIFY THE ADMINISTRATION HAS COMPLETED THE PROCUREMENT PROCEDURES REQUIRED BY APPLICABLE STATE AND FEDERAL STATUTES AND REGULATIONS, BOARD POLICY CH(LOCAL).



ROBIN BAYER
CHIEF LEARNING OFFICER



JEROME PILGRIM
DIRECTOR OF PURCHASING

Attachments:

1. Memo from Kristina Feldner dated February 9, 2024
2. Memo from Jerome Pilgrim dated February 9, 2024
3. Exhibit A – Awarded Vendors

Date: February 9, 2024

To: Jerome Pilgrim, Director of Purchasing

From: Kristina Feldner, Assistant Director of Professional Learning

SUBJECT: Approval of Renewal of RFP #21-59-872 for the Purchase of Professional Development Consultant Services and RFP #21-60-872 for Authors, Speakers, and Presenters

In collaboration with the Purchasing Department, RFP #21-59-872 for the purchase of Professional Development Consultant Services and RFP #21-60-872 for Authors, Speakers and Presenters were awarded for the Professional Learning Services on March 29, 2021. Sixty-six (66) vendors responded to the RFP #21-59-872 for Professional Development Consultant Services and fifteen (15) vendors responded to RFP #21-60-872 for Authors, Speakers and Presenters. The vendors were issued in compliance with Federal and State procurement standards, as well as meeting the following minimum standards of the services, including the following:

- A. Professional development content to align with Irving ISD Curriculum
- B. Professional development content to align with Texas Education Knowledge and Skills
- C. Professional development content to support Irving ISD Vision and Mission.
- D. Professional development to support teachers in one or more of the criteria from the Irving ISD Learning Services and Professional Development areas.

The Professional Development Department recommends the renewal of award to RFP #21-59-872 for the Purchase of Professional Development Consultant Services and RFP #21-60-872 for Authors, Speakers and Presenters.

KRISTINA FELDNER
ASSISTANT DIRECTOR OF PROFESSIONAL LEARNING



PURCHASING AWARD RECOMMENDATION

Date: February 9, 2024
To: Board of Trustees, Magda Hernandez, Superintendent of Schools
From: Jerome Pilgrim, Director of Purchasing
SUBJECT: Approval of Renewal of RFP #21-59-872 for the Purchase of Professional Development Consultant Services and RFP #21-60-872 for Authors, Speakers, and Presenters


Purchasing concur with the recommendation to renew the award of RFP #21-59-872 and RFP #21-60-872 to the vendors listed in Attachment 1. Multiple vendors are recommended to meet the comprehensive professional development needs of the district.

Sixty-six (66) vendors were previously approved by the board for RFP #21-59-872 for Professional Development Consultant Services and fifteen (15) vendors were also approved for RFP #21-60-872 for Authors, Speakers and Presenters.

The Department has expressed satisfaction with the Services and Performance of the Approved Vendors, and therefore recommends renewal for the final year of the award.

Purchasing therefore concur with the recommendation from the Department.

THE BEST OF MY KNOWLEDGE, THE RECOMMENDED VENDORS PROVIDE THE BEST VALUE FOR THE DESCRIBED SERVICES. I FURTHER CERTIFY THE ADMINISTRATION HAS COMPLETED THE PROCUREMENT PROCEDURES REQUIRED BY APPLICABLE STATE AND FEDERAL STATUTES AND REGULATIONS, BOARD POLICY CH(LLOCAL).



JEROME PILGRIM
DIRECTOR OF PURCHASING

Exhibit A - Awarded Vendors
RFP #21-59-872 Professional Staff Development Consultant Services
By Category

ELA

C.A. Community Services
College Board
Happy Chapters, LLC
Houghton Mifflin Harcourt Pub Co
Instructional Coaching Group
Kagan Professional Development
Lagayla Robin Hartzell
lead4ward LLC
Lowman Consulting LLC
Mentoring Minds LP
National Math & Science Initiative
PowerSchool Group LLC
Saddleback Educational Inc
Scholastic Inc
School Specialty Inc
TaJu Educational Solutions
Teacher Created Materials
thinkLaw
Trevor Muir
UnboundEd Learning Inc
Voyager Sopris Learning Inc
Warren Instructional Network

Math

Accelerate Learning Inc
Belhaven Consulting Inc
College Board
Dana Center
Houghton Mifflin Harcourt Pub Co
Instructional Coaching Group
Kagan Professional Development
lead4ward LLC
Lowman Consulting
Mentoring Minds LP
National Math & Science Initiative
National Training Network Inc
PowerSchool Group LLC
Project Lead the Way Inc
Scholastic Inc
School Specialty Inc
Solution Tree Inc

STEM Revolution LLC
Teacher Created Materials
Texas Instruments
thinkLaw
Trevor Muir
UnboundEd Learning Inc
Warren Instructional Network

Science

Accelerate Learning Inc
C.A. Community Services
Dana Center
Houghton Mifflin Harcourt Pub Co
Instructional Coaching Group
Kagan Professional Development
lead4ward LLC
Lowman Consulting
Mentoring Minds LP
National Math & Science Initiative
PowerSchool Group LLC
Project Lead the Way Inc
Scholastic Inc
School Specialty Inc
STEM Revolution LLC
Supporting Science Inc
Teacher Created Materials
Texas Instruments
thinkLaw
Todd Abronowitz
Warren Instructional Network

Social Studies

C.A. Community Services
Happy Chapters, LLC
Houghton Mifflin Harcourt Pub Co
Instructional Coaching Group
Kagan Professional Development
lead4ward LLC
National Math & Science Initiative
PowerSchool Group LLC
Scholastic Inc
School Specialty Inc
Teacher Created Materials
thinkLaw
Warren Instructional Network

Early Childhood

Culturally Responsive Coaching
Frog Street Press
HighScope Educ Research Foundation
Kagan Professional Development
Learning Without Tears
National Math & Science Initiative
Teacher Created Materials

Health/PE

Kagan Professional Development
School Specialty

Library Media Services

Christina Taylor
Great Books Foundation
Happy Chapters LLC

Education Technology

C.A. Community Services
Christina Taylor
GW Implementation Solutions Inc
Houghton Mifflin Harcourt Pub Co
Mentoring Minds LP
NAF (was Natl Academy Foundation
Project Lead the Way Inc
Texas Instruments
Warren Instructional Network

Gifted & Talented

Dana Center
GlobalLingo Ed Consulting LLC
Instructional Coaching Group
Kagan Professional Development
Lynette Breedlove PhD
Teacher Created Materials
Warren Instructional Network

Advanced Placement

College Board
Dana Center
National Math & Science Initiative
Teacher Created Materials
Todd Abronowitz
Warren Instructional Network

Bilingual/Dual Language

GlobalLingo Ed Consulting LLC
Instructional Coaching Group
Seidlitz Education
TaJu Educational Solutions
Teacher Created Materials

ESL

C.A. Community Services
GlobalLingo Ed Consulting LLC
Instructional Coaching Group
Kagan Professional Development
Saddleback Educational Inc
Seidlitz Education
TaJu Educational Solutions
Warren Instructional Network
www.maximizelearning.com

World Languages

GlobalLingo Ed Consulting LLC
Houghton Mifflin Harcourt Pub Co
Saddleback Educational Inc
Seidlitz Education
Warren Instructional Network
www.maximizelearning.com

College & Career Readiness

Cambridge Educ Services Inc
Houghton Mifflin Harcourt Pub Co
Kagan Professional Development
NAF (was Natl Academy Foundation)
Natl Math & Science Initiative
PowerSchool Group LLC
Project Lead the Way Inc
Texas Instruments
UnboundEd Learning Inc

Special Education

C.A. Community Services
Georgene W. Moon
GlobalLingo Ed Consulting LLC
Marilyn J Monteiro PhD
Rethink Autism
Rett Univ division of Girl Power2Cure
Saddleback Educational Inc
The Child Safety Collaborative LLC

Career & Technology Educ

C.A. Community Services
NAF (was Natl Academy Foundation)
National Investors Hall of Fame
PowerSchool Group LLC
Project Lead The Way Inc
Red Panda ADR

Before After School Enrichment

C.A. Community Services
Homework in a Café
Natl Investors Hall of Fame

Instructional Strategies/Prof Dev for Prof Learning Communities, Campus Admin & Teachers

Accelerate Learning Inc
C.A. Community Services
Capturing Kids'Hearts (Flippen Group)
Corwin Press Inc
Cultural Intelligence Center LLC
Dana Center
Executive Speakers Bureau
GlobalLingo Ed Consulting LLC
H3Diversity
Homework In a Café
Houghton Mifflin Harcourt Publishing Company
Instructional Coaching Group
Kagan Professional Development
Lagayla Robin Hartzell
lead4ward LLC
Learning Forward Texas (TSDC
Inc)
Lynette Breedlove Ph D
Marilyn J Monteiro Ph D PC
Marzano Resources LLC
Mentoring Minds LP
National Math & Science Initiative
National Training Network Inc
PowerSchool Group LLC
Practical Parent Education
ProEd Consulting LLC
Project Lead The Way Inc
Red Panda ADR
Rethink Autism Inc
Saddleback Educational Inc

Scholastic Inc
School Specialty Inc
Seidlitz Education
Solution Tree Inc
STEM Revolution LLC
Supporting Science Inc
TaJu Educational Solutions
Teacher Created Materials
Team Affect Consultant
The Child Safety Collaborative LLC
The Learning Together Company
The Love Initiative
thinkLaw (CS Educational Services LLC)
Todd Abronowitz
Trevor Muir
UnboundEd Learning Inc
Voyager Sopris Learning Inc
Warren Instructional Network
www.maximizelearninginc.com

School Leadership

Development/Leadership Density

C.A. Community Services
Capturing Kids' Hearts (Flippen Group)
Corwin Press Inc
Cultural Intelligence Center LLC
Dana Center
Executive Speakers Bureau
GlobalLingo Ed Consulting LLC
GW Implementation Solutions Inc
H3Diversity
Houston Education Leadership
Partners LLC
Instructional Coaching Group
lead4ward LLC
Learning Forward Texas (TSDC
Inc)
Marzano Resources LLC
Mentoring Minds LP
PowerSchool Group LLC
Rethink Autism Inc
School Specialty Inc
Seidlitz Education
Solution Tree Inc
STEM Revolution LLC
TaJu Educational Solutions

Team Affect Consultant
The Learning Together Company
The Love Initiative
thinkLaw (CS Educational
Services LLC)
UnboundEd Learning Inc
Warren Instructional Network

RFP #21-60-872 - Authors, Speakers and Presenters

ELA

Lakeshore Learning Materials

Math

Belhaven Consulting Inc
Lakeshore Learning Materials

Science

Lakeshore Learning Materials

Social Studies

Lakeshore Learning Materials

Early Childhood

Culturally Responsive Coaching
Lakeshore Learning Materials

Library Media Services

Christina Taylor

Education Technology

Christina Taylor

Gifted & Talented

Lynette Breedlove PhD

College and Career Readiness

Experiential Solutions T.E.A.M. Inc
Lakeshore Learning Materials
Southern Academy of Etiquette

Fine Arts

Lakeshore Learning Materials

Career & Technology Information

Favor Consulting (Demian Solutions Inc)

121

Southern Academy of Etiquette

Before After School Enrichment

Homework in a Café

Instructional Strategies/Prof Dev

for Prof Learning Communities,

Campus Admin & Teachers

Culturally Responsive Coaching

Evidence Based Classroom Solutions

Executive Speakers Bureau

Experiential Solutions T.E.A.M. Inc

Favor Consulting Inc (Demlan Solutions inc)

Homework In a Café

Lakeshore Learning Materials

Lynette Breedlove Ph D

Team Affect Consultant

School Leadership

Development/Leadership Density

Culturally Responsive Coaching

Executive Speakers Bureau

Experiential Solutions T.E.A.M. Inc

Favor Consulting Inc (Demlan Solutions inc)

let it move inc

LoveJoyCO LLC

Team Affect Consultant

CONSENT AGENDA ITEM – BIDS
2/26/2024

TOPIC: Consider Approval of the Renewal of Award for Request for Proposal (RFP) #22-23-919 for the Purchase of Energy Management Control Systems Upgrades

SUBMITTED BY: A. Smith/L. Rosado

BACKGROUND: On February 22, 2022, the Board approved the award of RFP #22-23-919 to Siemens Industry, Inc, for the Purchase of Energy Management Control Systems Upgrades. In addition to the upgrades, the Scope also includes related Repair and Maintenance Services on an ongoing basis. Services may also consist of Software Upgrades and New Installations. Siemens Industry, Inc., has provided satisfactory service and products in accordance with the specifications of the award. The Administration recommends the renewal of the award for an additional twelve (12) month term. The original award was for one (1) year with the option to renew for three (3) additional 12-month periods. This is the second year of the three (3) annual renewal options.

FUNDING SOURCE: Various Local & Bond Funds

COSTS: Estimated \$500,000.00 Annually

ADMINISTRATIVE RECOMMENDATION: The Administration recommends Approval of the Renewal of RFP #22-23-919 for the Purchase of Energy Management Control Systems Upgrades for an additional twelve (12) month period

RECOMMENDED BOARD ACTION: I move the Board to Approve the Renewal of RFP #22-23-919 for the Purchase of Energy Management Control Systems for an Additional twelve (12) month period.

Additional Agenda Sheets Attached: Yes No

AGENDA SHEET

Meeting Date: 2/26/2024


Topic: Consider Approval of the Renewal of Award for Request for Proposal (RFP) #22-23-919 for the Purchase of Energy Management Control Systems Upgrades

Recommended Vendor(s)	Siemens Industry, Inc.
Contract Type (e.g. Co-op, RFP)	Request for Proposal #22-23-919
Contract Term or One Time Purchase	Second Renewal option of three (3) additional one (1) year terms
Sole Source Vendor & Documentation	N/A
Vendor is at least 51% woman or minority business	<input type="checkbox"/> Yes <input checked="" type="checkbox"/> No

TO THE BEST OF MY KNOWLEDGE, THE RECOMMENDED VENDOR(S) PROVIDES THE BEST VALUE FOR THE DESCRIBED GOODS OR SERVICES. I FURTHER CERTIFY THE ADMINISTRATION HAS COMPLETED THE PROCUREMENT PROCEDURES REQUIRED BY APPLICABLE STATE AND FEDERAL STATUTES AND REGULATIONS, BOARD POLICY CH(LOCAL).



ANDRE SMITH
CHIEF OF ADMINISTRATIVE SERVICES



JEROME PILGRIM
DIRECTOR OF PURCHASING

Attachments:

- 1. Memo from Sammy Andrews dated February 5, 2024
- 2. Memo from Jerome Pilgrim dated February 8, 2024



MEMO

DATE: February 5, 2024

TO: Jerome Pilgrim
Director of Purchasing

FROM: Sammy Andrews
Director of Facilities & School Support Services

CC: Dr. Andre Smith
Chief of Administrative Services

RE: Consider Renewal of Request for RFP # 22-23-919 for the purchase of IISD Energy Management Equipment, Supplies and Services.

Facilities Services is requesting the Irving ISD Board of Trustees pick up the second renewal option for RFP #22-23-919. The renewal to Siemens for IISD energy management program. The estimated cost annually is \$500,000.00.

Siemens has provided satisfactory service and products.

Sources of Funding: Special Project Funds/Maintenance Review Funds/ Local Maintenance Funds and Bond Funds.

Sammy Andrews

A handwritten signature in blue ink that reads "Sammy Andrews".

Director of Facilities and School Support Services

PURCHASING RENEWAL RECOMMENDATION

Date: February 8, 2024

TO: Board of Trustees,
Magda Hernandez, Superintendent of Schools

FROM: Jerome Pilgrim, Director of Purchasing

SUBJECT: **Recommendation: Approve the Renewal of Award for RFP # 22-23-919 for Energy Management Control Systems Upgrades**

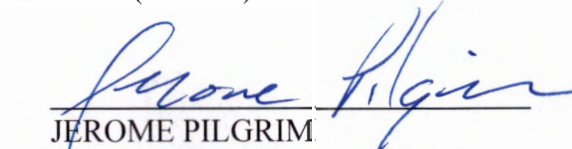
Siemens Industry, Inc. has provided satisfactory products and services as outlined in the RFP. The vendor will primarily be utilized by the Energy Management Department to purchase the upgrade to the energy control systems district wide, for which the Scope of Services includes service upgrades, repairs, maintenance, software and new installations. The Scope of Work also includes providing up to 3 years warranty eligibility and service

Estimated Annual cost using various local and bond funds is approximate \$500,000.00.

This is not an exclusive award as the district reserves the right to procure from other cooperative contract vendors when appropriate.

Purchasing concur with the request for the Board to Approve the Renewal of Award of RFP #22-23-919 for Energy Management Control Systems Upgrades to Siemens Industry, Inc. for an Additional twelve (12) month period.

TO THE BEST OF MY KNOWLEDGE, THE RECOMMENDED VENDORS PROVIDE THE BEST VALUE FOR THE DESCRIBED SERVICES. I FURTHER CERTIFY THE ADMINISTRATION HAS COMPLETED THE PROCUREMENT PROCEDURES REQUIRED BY APPLICABLE STATE AND FEDERAL STATUTES AND REGULATIONS, BOARD POLICY CH(LOCAL).


JEROME PILGRIM
DIRECTOR OF PURCHASING

CONSENT AGENDA ITEM – BIDS
2/26/2024

TOPIC: Consider Approval of the Renewal of Award for Request for Proposal (RFP) #23-21-914 for the Purchase of Glass Equipment, Parts, and Related Services

SUBMITTED BY: A. Smith/L. Rosado

BACKGROUND: On February 22, 2022, the Board approved the award of RFP #22-23-919 for the purchase of Glass Equipment, Parts, and Related Services. Six (6) vendors were awarded to ensure availability of products to meet the district’s Glass Repair needs. The vendors in Exhibit A have provided satisfactory products and service in accordance with the specifications, pricing and terms of the award. Purchases against this award are on an “as needed” basis.

The Administration recommends the Renewal of this Award for an Additional twelve (12) month term. The original award was for one (1) year with the option to renew for three (3) additional 12-month periods. This is the first year of the three (3) annual renewal options.

FUNDING SOURCE: Various Local & Bond Funds

COSTS: Estimated \$100,000.00 Annually

ADMINISTRATIVE RECOMMENDATION: The Administration recommends the Boards Approval of the Renewal of RFP #23-21-914 for the Purchase of Glass Equipment, Parts, and Related Services for an Additional Twelve (12) month period.

RECOMMENDED BOARD ACTION: I Move the Board Approve the Renewal of RFP #23-21-914 for the Purchase of Glass Equipment, Parts, and Related Services for an Additional twelve (12) month period.

Additional Agenda Sheets Attached: Yes No

AGENDA SHEET

Meeting Date: 2/26/2024

Topic: Consider Approval of the Renewal of Award for Request for Proposal (RFP) #23-21-914 for the Purchase of Glass Equipment, Parts, and Related Services

Recommended Vendor(s)	See Exhibit A
Contract Type (e.g. Co-op, RFP)	Request for Proposal #23-21-914
Contract Term or One Time Purchase	First Renewal option of three (3) additional one (1) year terms
Sole Source Vendor & Documentation	N/A
Vendor is at least 51% woman or minority business	<input type="checkbox"/> Yes <input checked="" type="checkbox"/> No

TO THE BEST OF MY KNOWLEDGE, THE RECOMMENDED VENDOR(S) PROVIDES THE BEST VALUE FOR THE DESCRIBED GOODS OR SERVICES. I FURTHER CERTIFY THE ADMINISTRATION HAS COMPLETED THE PROCUREMENT PROCEDURES REQUIRED BY APPLICABLE STATE AND FEDERAL STATUTES AND REGULATIONS, BOARD POLICY CH(LOCAL).



ANDRE SMITH
CHIEF OF ADMINISTRATIVE SERVICES



JEROME PILGRIM
DIRECTOR OF PURCHASING

Attachments:

1. Memo from Sammy Andrews dated February 6, 2024
2. Memo from Jerome Pilgrim dated February 8, 2024
3. Exhibit A- Awarded Vendors



MEMO

DATE: January 6, 2024

TO: Jerome Pilgrim
Director of Purchasing

FROM: Sammy Andrews
Director of Facilities & School Support Services

CC: Dr. Andre Smith
Chief of Administrative Services

RE: Consider Renewal of Request for RFP # 23-21-914 for the purchase of Glass Equipment, Parts, and Related Services

Facilities Services is requesting the Irving ISD Board of Trustees approve the renewal of the Award of RFP #23-21-914 for Glass Equipment, Parts and Related services.

The vendors awarded per RFP #23-21-914 have performed in accordance with the specifications and scope of work.

Sources of Funding: Special Project Funds/Maintenance Review Funds/ Local Maintenance and Bond funds.

Sammy Andrews

Director of Facilities and School Support Services

Date: February 8, 2024

TO: Board of Trustees,
Magda Hernandez, Superintendent of Schools

FROM: Jerome Pilgrim, Director of Purchasing

SUBJECT: **Recommendation: Approve the Renewal of Award of Request for Proposals (RFP) #23-21-914 for the Purchase of Glass Equipment, Parts, and Related Services**

The Board awarded RFP #23-21-914 to six (6) vendors for the Purchase of Glass Equipment, Parts, and Related Services. The vendors have provided satisfactory services and products as outlined in the RFP.

The awarded vendors are utilized primarily by the Facilities and Maintenance Department for various projects throughout the District on an 'as needed' basis. The mixture of multiple vendors will provide the District with a variety of vendors for glass equipment, parts, and related services for various needs in the District.

Purchasing concurs with the recommendation from the Facilities Department to Renew the award of RFP 23-21-914 for Glass Equipment, Parts, and Related Services.

TO THE BEST OF MY KNOWLEDGE, THE RECOMMENDED VENDORS PROVIDE THE BEST VALUE FOR THE DESCRIBED SERVICES. I FURTHER CERTIFY THE ADMINISTRATION HAS COMPLETED THE PROCUREMENT PROCEDURES REQUIRED BY APPLICABLE STATE AND FEDERAL STATUTES AND REGULATIONS, BOARD POLICY CH(LOCAL).



JEROME PILGRIM
DIRECTOR OF PURCHASING

EXHIBIT A

RFP #23-21-914

Glass Equipment, Parts, and Related Services

Awarded Vendors (Alphabetical)	
1	360TXC, LLC
2	Binswanger Glass
4	Epic Solar Control, LLC
3	Glass Doctor of North Texas
5	Metro Tint Texas
6	Sun Safe Film, LLC

CONSENT AGENDA ITEM – BIDS
2/26/2024

TOPIC: Consider Approval of the Renewal of Award for Request for Proposal (RFP) #22-48-920 for the Purchase of PPE Supplies, Equipment, and Related Products and Services

SUBMITTED BY: A. Gomez/ L. Rosado

BACKGROUND: On October 18, 2021, the Board of Trustees Approved the award of RFP #22-48-920 for the Purchase of PPE Supplies, Equipment, and Related Products and Services. Multiple vendors were approved to provide the district with Approved Vendors to provide a variety of PPE Supplies, Equipment and Related products such as: masks, gloves, air purifiers, filters, cleaning, and disinfecting products to prevent the spread of Covid-19 and other viruses.

Vendors are used on an “as needed” basis and the district reserves the right to obtain price quotes for single purchases exceeding \$10,000. This is the final year of this award.

FUNDING SOURCE: Various Funds, including Local and Federal

COSTS: Amount will be based on Actual Purchases

ADMINISTRATIVE RECOMMENDATION: The Administration Recommends the Board Approve the Renewal of Award for Request for Proposal (RFP) #22-48-920 for the Purchase of PPE Supplies, Equipment, and Related Products and Services for an Additional Twelve (12) Month Term.

RECOMMENDED BOARD ACTION: I Recommend the Board Approve the Renewal (RFP) #22-48-920 for the Purchase of PPE Supplies, Equipment, and Related Products and Services for an Additional Twelve (12) Month Term.

Additional Agenda Sheets Attached: Yes No


AGENDA SHEET

Meeting Date:2/26/2024


Topic: Consider Approval of the Renewal of Award for Request for Proposal (RFP) #22-48-920 for the Purchase of PPE Supplies, Equipment, and Related Products and Services

Recommended Vendor(s)	See Exhibit A
Contract Type (e.g. Co-op, RFP)	Request for Proposal #22-48-920
Contract Term or One Time Purchase	Final Renewal Option
Sole Source Vendor & Documentation	N/A
Vendor is at least 51% woman or minority business	<input type="checkbox"/> Yes <input checked="" type="checkbox"/> No

TO THE BEST OF MY KNOWLEDGE, THE RECOMMENDED VENDOR(S) PROVIDES THE BEST VALUE FOR THE DESCRIBED GOODS OR SERVICES. I FURTHER CERTIFY THE ADMINISTRATION HAS COMPLETED THE PROCUREMENT PROCEDURES REQUIRED BY APPLICABLE STATE AND FEDERAL STATUTES AND REGULATIONS, BOARD POLICY CH(LOCAL).



AHNA GOMEZ
CHIEF OF SCHOOLS



JEROME PILGRIM
DIRECTOR OF PURCHASING

Attachments:

1. Memo from Jerome Pilgrim dated February 5, 2024
2. Exhibit A - Awarded Vendors

PURCHASING RENEWAL RECOMMENDATION

Date: February 5, 2024

TO: Board of Trustees,
Magda Hernandez, Superintendent of Schools


FROM: Jerome Pilgrim, Director of Purchasing

SUBJECT: **Recommendation: Consider Approval of the Renewal of Award for Request for Proposal (RFP) #22-48-920 for the Purchase of PPE Supplies, Equipment, and Related Products and Services.**

Purchasing concurs with the recommendation from the Health Services department to renew the award of RFP #22-48-920 for the Purchase of PPE Supplies, Equipment, and Related Products and Services.

The vendors listed in Attachment 3 are recommended to provide a variety of Personal Protective Equipment (PPE) supplies, equipment, and related products and services for the District. Vendors will be utilized on an “as needed” basis.

TO THE BEST OF MY KNOWLEDGE, THE RECOMMENDED VENDORS PROVIDE THE BEST VALUE FOR THE DESCRIBED SERVICES. I FURTHER CERTIFY THE ADMINISTRATION HAS COMPLETED THE PROCUREMENT PROCEDURES REQUIRED BY APPLICABLE STATE AND FEDERAL STATUTES AND REGULATIONS, BOARD POLICY CH(LOCAL).


JEROME PILGRIM
DIRECTOR OF PURCHASING

**RFP #22-48-920 PPE Supplies, Equipment, Related Products and Services
Attachment 3- List of Awarded Vendors**

Vendors (Alphabetical)	
1	3-C TECHNOLOGY, LLC
2	abaca lab llc
3	Accurate C&S Services Inc
4	AERUS (ARS Home Solutions)
5	Alterra Medical
6	Bay Promo LLC
7	Brookaire Company, LLC
8	Bttn Technologies, Inc
9	By Love Inc.
10	Carter Health Disposables, LLC
11	Citadel PPE dba Stand Up Stations (Stand Up Stations)
12	COMOROZ INC
13	Complete Supply, Inc
14	DEEPA IMPORT LLC
15	Gill Digital Services, LLC
16	Indo Trading LLC
17	Interboro Packaging Corporation
18	ivWatch
19	Kimbell Inc
20	Kits for Kidz
21	Liberty Office Products (Liberty Data Products)
22	LubeMatrix, Inc.
23	Malor Company Inc (MALOR & COMPANY IN)
24	Medco Sports Medicine (Performance Health Supply)
25	Medicaleshop Inc.
26	Medzon Health
27	Office Depot, Inc
28	Precision Imaging (L & B Group, LLC)
29	PREMIER MEDICAL DISTRIBUTION
30	PYRAMID SCHOOL PRODUCTS
31	QYK BRANDS LLC
32	RADG Holdings LLC
33	School Health Corporation
34	School Nurse Supply, Inc.
35	SMART GROUP SYSTEMS
36	South Texas Solar Systems (Aberration Inc.)
37	Texas MedPlast, LLC
38	THE HOME DEPOT PRO
39	U.S. Health Express Corp.
40	Unipak Corp.
41	Uweport LLC
42	vastmed, llc
43	Vizocom ICT LLC
44	Wedge Supply, LLC
45	William V. MacGill & Co.

CONSENT AGENDA ITEM
2/26/2024

TOPIC: Consider Approval of the Naming of the Irving ISD Professional Learning and Wellness Center

SUBMITTED BY: President Randy Randle

BACKGROUND: Naming the facility after Superintendent Magda Hernández is not just an acknowledgment of her individual accomplishments, but honoring and celebrating the transformative impact she has had on the Irving ISD. It symbolizes our collective appreciation for her dedication, leadership, and vision, and serves as an inspiration for generations to come.

Additional Agenda Sheets Attached: Yes No

Magda Hernández, a long-serving Irving ISD employee, was named Superintendent of Schools for the Irving Independent School District in December 2018.

Hernández began her career in the district 30 years ago as a bilingual aide before earning her teaching degree from Texas Woman's University (TWU). Hernández was then a bilingual and gifted and talented teacher at Good and Townley elementary schools before being promoted to assistant principal at Townley. She then moved up to the Administration Building, where she has served as human resources staffing and recruiting coordinator, director of human resources, assistant superintendent of human resources, associate superintendent of human resources and deputy superintendent of administrative services.

Hernández also held the position of assistant superintendent of human resources in Waxahachie ISD. She graduated cum laude with bachelor's and a master's degrees in educational administration from TWU. She holds superintendent certification from the University of North Texas.

Hernández currently serves on the boards of Texas Workforce Solutions, North Texas Area Association of School Boards, Texas Academic Decathlon, and Texas School Alliance-President Elect and Legislative Chair.

She is a proud mother of three children - two sons and one daughter, all Irving ISD graduates - and she has six grandchildren, two of whom attend Irving ISD. Hernández enjoys reading, travel, music, and family time.

Superintendent Hernández has made significant contributions to Irving ISD, earning several recognitions such as the Texas School Alliance President, the 2019 Hispanic Chamber President's Award, the 2020 Texas Association of Bilingual Education Educator of the Year Award, and the 2020 Bilingual/ESL Education Association of the Metroplex Mil Gracias Award. One of her major accomplishments was the successful passage of the May 2023 Irving ISD bond election, which allocated funds for the rebuild of three campuses, a new CTE center, two baby universities offering affordable childcare for staff, and a new transportation and logistics center. This marked a crucial effort after a sixteen-year hiatus in planning or passing school bonds, addressing the long-overdue structural needs of school buildings. Another noteworthy achievement is the ongoing construction of a professional learning and wellness center funded by TIF monies, aiming to enhance the overall well-being of staff, parents, and students, providing a space for work, learning, and healing. Superintendent Hernández remains dedicated to navigating challenges such as declining enrollment with resilience and innovation. Her commitment involves adapting educational strategies to meet evolving student needs, ensuring the delivery of high-quality and inclusive education. Collaborative efforts with the community,

parents, educators, and students will continue to be a priority for her, fostering shared responsibility for student success. She is a visionary, always exploring new opportunities, embracing challenges and changes, while upholding the values that define the Irving ISD as a beacon of learning and growth for future generations.

Superintendent Hernández is a visionary and inspirational leader. Her tireless efforts and humility define her as a true servant leader. With an illustrious 30-year career that began as a bilingual aide and evolved into the Superintendent of Schools at Irving ISD, Superintendent Hernández has not only exemplified dedication, but has also left a lasting mark on this district.

It was Superintendent Hernandez vision to create a one-of-a-kind facility that would create a unique approach for professional learning and wellness. Her commitment to holistic education that is designed to enhance the overall professional learning and well-being of staff, parents, and students, and reflects her innovative approach to education that extends beyond traditional boundaries. It is Superintendent Hernandez 's vision and courage of thinking outside the box that is making the Professional Learning and Wellness center become a reality.

Naming the facility after Superintendent Magda Hernández is not just an acknowledgment of her individual accomplishments, but honoring and celebrating the transformative impact she has had on the Irving ISD. It symbolizes our collective appreciation for her dedication, leadership, and vision, and serves as an inspiration for generations to come.

NAMING FACILITIES

CW
(LOCAL)

Naming of New Facilities

The Board intends that names given to school buildings be meaningful and appropriate. Such names should represent persons who have made significant contributions in education, arts, sciences, or who have been public officials, or noted as local, state, or national heroes. These persons may be deceased or alive. Names shall be selected as follows:

1. Elementary schools shall usually be named for local person-ages.
2. Junior high schools and/or middle schools shall usually be named for Texas heroes.
3. Senior high schools shall usually be named for national figures.
4. Other facilities may be named by other criteria at the Board's discretion, including naming facilities after any local residential or geographic area or state or national landmark.

139

Special Facilities

The District may also consider and accept nominations for names of existing facilities or special facilities on a campus site to include libraries, performance halls, spectator gymnasiums, or other designated areas. Names of individuals nominated may include local residents as well as District employees, both deceased and alive. Persons to be so honored should:

1. Have made exceptional contributions to the local school community.
2. Have exhibited exemplary human qualities that would serve as a model of excellence for the students who will use the facility.
3. Have served in a position of leadership and service worthy of commemorating.

Procedure to Be Used

Any community resident of the District may suggest names to the Board for consideration. A school faculty may establish a nomination process and ultimately present a campus nomination to the Board for consideration in naming the school or a specific facility on the campus. Names suggested shall be in writing and shall include a brief statement with the following information:

1. Biographical data.
2. Significant contribution made by the individual.
3. A compelling statement as to why a school or facility should be named after the person.

NAMING FACILITIES

CW
(LOCAL)

**Public Dedication of
New Facilities**

New school buildings and major additions to the facilities shall be dedicated in a public and formal ceremony. There shall be a program or open house to which the Board, citizens, parents, and students are invited.

Dedication Plaque

A dedication plaque shall be placed in each new school building. The plaque shall include the following information:

1. The name of school or building.
2. The year completed.
3. The names of the Board members at the time of the ground-breaking ceremony and formal dedication of that particular school or building.
4. The titles of the Board officers at the time of formal dedication of that particular school or building.
5. The name of the Superintendent from the time of the ground-breaking ceremony and formal dedication of that particular school or building.
6. The name of the architect-engineer, which may include the city and state.
7. The name of the contractor, which may include the city and state.

140

Any information other than that above must have approval from the Board to be included on dedication plaques.

**Corporate
Sponsorships**

The Superintendent or designee may engage in negotiations with companies wishing to contract with the District in the area of corporate sponsorships. The prospective corporate sponsor or a broker of such sponsorship shall submit a written proposal to the Superintendent. The Superintendent shall, in turn, bring viable proposals to the Board for review and approval.

Proposals for corporate sponsorships shall not be accepted if the proposal involves or gives the appearance of involving any of the following activities:

1. Promoting hostility or violence;
2. Discriminating against any group;
3. Promoting the use of drugs, alcohol, tobacco, or firearms;
4. Disrupting the teaching and learning environment;
5. Promoting sexual, obscene, or pornographic activities; or

NAMING FACILITIES

CW
(LOCAL)

6. Promoting any image that is not in keeping with the goals and purposes of the District, as determined by the Superintendent or designee.

All corporate sponsorship proposals presented to and approved by the Board shall be consistent with all applicable federal and state laws; District policy and regulations; and administrative codes, rules, and regulations.

Posting of signs and naming rights identifying the sponsor shall comply with policy GKDA and shall not be considered the District's endorsement of the product or service of a company. The Superintendent or designee shall review and provide final approval for all posted material.

Naming rights are intended to recognize sponsorship or a significant contribution by a private or corporate entity that benefits the District. Naming rights may be assigned to appropriate areas of school facilities in exchange for significant contributions, in accordance with this policy. The District shall review naming agreements on a periodic basis and reserves the right to rescind a naming right at any time based on inappropriate action or contract violation from the sponsor or individual.

141

CONSENT AGENDA ITEM
2/26/2024

TOPIC: Consider Acceptance of Gifts and Donations to the District

SUBMITTED BY: Fernando Natividad, Chief Financial Officer

BACKGROUND: Donations received during the months of December 2023 and January 2024

ADMINISTRATIVE RECOMMENDATION: Administration recommends acceptance of gifts and donations to the district.

RECOMMENDED BOARD MOTION: I move the Board approve the acceptance of Gifts and Donations to the District.

Attachments:

1. 2023-2024 Year-to-Date Donation Totals
2. December-January Donation List

February 2024 DONATIONS
 (Period December-January)

<u>SCHOOL/DEPT</u>	<u>DESCRIPTION</u>	<u>AMOUNT</u>
--------------------	--------------------	---------------

ELEMENTARY SCHOOLS

<u>Good</u>	Donated by: David Gutierrez-Pan American Golf Association Bicycles for Student Incentives	\$600
-------------	---	-------

DESCRIPTION

MIDDLE SCHOOLS

<u>Lady Bird</u>	Donated by: Radhika Jyothiswara(Reddy) NJHS	\$150
------------------	--	-------

Crockett	Donated by: Karla Schmidt-Horace Mann Domino's, Whataburger, Sonic, Chick-fil-A McDonald Gift Cards	\$120
----------	---	-------

B.Cardwell	Donated by: Nancy Jones 250 Carnations	\$0
------------	---	-----

DESCRIPTION

HIGH SCHOOLS

Irving High

Donated by: Captain John Yancey Detachment \$500
MCJROTC

Irving High

Donated by: PIA-Printing and Imaging Association \$4500
Jessica Sanchez/Workforce Development
Grant for Laptops for Skills USA

TOTAL DONATIONS \$ 5,870

DONATIONS & GIFTS
Beginning September 2023 - Ending August 2024

Month	2023-2024 Monthly Total	2023-2024 YTD Total	2022-2023 Monthly Total	2022-2023 YTD Total
September	\$11,350.00	\$11,350.00	\$581.71	\$581.71
October	\$1,760.00	\$13,110.00	\$4,300.00	\$4,881.71
November	\$660.00	\$13,770.00	\$530.00	\$5,411.71
December	\$40,500.00	\$54,270.00	\$1,111.83	\$6,523.54
January	\$5,870.00	\$60,140.00	\$13,382.00	\$19,905.54
February			\$1,658.10	\$21,563.64
March			\$525.00	\$22,088.64
April			\$0.00	\$22,088.64
May			\$2,210.00	\$24,298.64
June			\$16,300.00	\$40,598.64
July			\$45.00	\$40,643.64
August			\$1,000.00	\$41,643.64

AGENDA ITEM
2/26/2024

TOPIC: Consider Approval of Resolution No. 23-24-05 of the Board of Trustees of the Irving Independent School District Regarding Employee Pay and Delegation of Authority in Connection with the January 2024 Winter Storm

SUBMITTED BY: Wesley L. Nute, Jr., Acting General Counsel

BACKGROUND: The proposed Resolution No. 23-24-05 is submitted for Board adoption. The Resolution is designed to 1) provide pay to employees who were instructed not to come to work on January 16, 2024 due to dangerous conditions caused by the January 2024 Winter Storm, 2) provide premium pay in accordance with DEA(Local) to those nonexempt employees required to report to work on January 16, 2024, and 3) authorize the Superintendent or her designee to take necessary steps to enter into emergency contracts for necessary repairs, purchases, etc. and to make administrative changes or apply for TEA waivers necessitated by the emergency weather closure.

ADMINISTRATIVE RECOMMENDATION: Administration recommends the Board of Trustees approve and adopt Resolution No. 23-24-05.

RECOMMENDED BOARD MOTION: I move the Board approve and adopt Resolution No. 23-24-05 Regarding Employee Pay and Delegation of Authority in Connection with the January 2024 Winter Storm.

Additional Agenda Sheets Attached: Yes No

Attachments: Resolution 23-24-05 attached.

**RESOLUTION 23-24-05 OF THE BOARD OF
TRUSTEES OF THE IRVING INDEPENDENT
SCHOOL DISTRICT REGARDING DELEGATION
OF AUTHORITY IN CONNECTION WITH THE
JANUARY 2024 WINTER STORM**

WHEREAS, on January 16, 2024, Dallas County was experiencing the imminent threat of severe weather which might cause roadways to be treacherous and which could result in widespread or severe damage, injury, or loss of life or property;

WHEREAS, the Board is authorized by Texas Education Code section 45.105 to expend funds of the District for purposes necessary in the conduct of the public schools as determined by the Board;

WHEREAS, to protect the safety of District students, staff, and community members and to guard against potential damage to District property, the District closed its schools and other buildings on January 16, 2024 in response to the weather emergency;

WHEREAS, the Board acknowledges that during an emergency closing, most District employees are instructed not to report for work, and other employees may be called upon to provide emergency-related services;

WHEREAS, the Board finds that a need exists to address wage payments for employees who are idled and those required to work during emergency closings;

WHEREAS, the Board determines that employees who are instructed not to report to work may suffer a loss of pay if the District is closed;

WHEREAS, the Board concludes that continuing wage payments to all regular employees—contractual and noncontractual, salaried and non-salaried—who would suffer a loss in pay due to an emergency closing serves the public purposes of maintaining morale, reducing turnover, and ensuring continuity of District staffing when schools reopen; and

WHEREAS, as to nonexempt employees who are called upon to work during an emergency closing, the Board further concludes that payment of these employees at a premium rate, as provided at DEA(LOCAL), serves the public purposes of maintaining morale, providing equity between idled employees and employees who provide emergency-related services, and recognizing the services of essential staff;

NOW, THEREFORE, BE IT RESOLVED BY THE BOARD THAT:

1. The findings and recitals above are true and correct and are hereby adopted by the Board.
2. Continued wage payments are authorized to all regular employees—contractual and noncontractual, salaried and non-salaried—who are instructed not to report to work during an emergency closing.
3. The District is authorized to pay nonexempt employees who are required to work during an emergency closing at the premium rate described at DEA(LOCAL) for all hours worked up to forty (40) hours per week. Overtime for time worked over forty (40) hours in a week shall be calculated and paid according to law.
4. The District was in a state of emergency, and that the presiding officer of the District was of the opinion that a civil emergency existed, and as such, the Board approves and consents for the Superintendent to provide mutual aid assistance if, after assessment of local resources, the District is able to do so, in accordance with Board Policy GRC (Legal);
5. A substantial public purpose exists to make expenditures to protect the health and safety of District students, staff, and community and to ensure that the District and community are prepared to the fullest extent possible to further protect the health and safety as well as District property in response to the January 2024 Winter Storm.
6. The Board makes the following delegations of authority to the Superintendent and designee(s) in order to efficiently respond to the weather emergency:
 - a. The authority to alter the 2023-2024 School Year calendar by changing and/or adding school/instructional hours and work/school days as necessitated by any emergency closure or related concerns.
 - b. The authority to seek any necessary waivers from the Texas Education Agency without further action of the Board regarding missed instructional days, emergency closures, low attendance, or any matters related to the emergency closures as part of this Resolution.
 - c. The authority to act outside any and all policies relating to grading, report cards, and other traditional instructional parameters to address the impact of emergency school closing.

- d. The authority to procure, negotiate, and execute contracts for goods and services that are necessary to mitigate, prevent, restore, and repair damage caused to District equipment, personal property, and facilities or to protect the safety of students and staff, given that the emergency of the January 2024 Winter Storm, and the delays posed by competitive procurement of contracts necessary to restore, replace, and/or repair equipment, personal property, and/or school facilities will prevent or substantially impair the conduct of classes or other essential school activities. In addition, the Board provides authority to approve any budgeted purchases for goods or services, under the same requirements and parameters outlined in Board Policy CH (Local), except that any monetary limits are temporarily lifted. It is understood that after purchases of the type referenced above are made, a purchase order should be issued after the fact as soon as practicable, and the Board will be notified of such purchases as soon as practical.
 - e. The authority to submit any other waivers or take any immediate actions needed in accordance with guidance and instructions from the national and state authorities and/or agencies to respond to the January 2024 Winter Storm and emergency closing.
7. This resolution shall be in effect, retroactive to January 16, 2024, and remain in effect for the remainder of the 2023-2024 School Year.

Adopted on this the 26th day of February 2024 by the Irving Independent School District Board of Trustees.

Randy Randle, Board President
Irving Independent School District

ATTEST:

A.D. Jenkins, Board Secretary Irving
Independent School District

APPROVED AS TO FORM ONLY:

Wesley L. Nute, Jr.
Irving ISD Acting General Counsel

ACTION ITEM
02/26/2024

TOPIC: Consider Approval and Issuance of Order 23-24-09 of the Board of Trustees of Irving Independent School District Declaring the May 4, 2024, Election of Trustees for Single Member District 3 and Single Member District 4 Canceled and the Unopposed Candidates for Single Member District 3 and Single Member District 4 Elected.

SUBMITTED BY: Wesley L. Nute, Jr.

BACKGROUND: The filing period for a position on the ballot for the May 4, 2024, election for Single Member District 3 and Single Member District 4 ended Tuesday, February 20, 2024. The candidates for Single Member District 3 and Single Member District 4 are unopposed. An election in a particular district may be canceled if the candidate is unopposed and there is no at-large, opposed race on the ballot. After accepting the “Certification of Unopposed Candidates,” the Board may order the May 4, 2024, election for Single Member District 3 and Single Member District 4 canceled and the unopposed candidates for those Single Member Districts elected.

ADMINISTRATIVE RECOMMENDATION: The Administration recommends the approval and issuance of Order 23-24-09 Declaring the May 4, 2024, Election of Trustees for Single Member District 3 and Single Member District 4 Canceled and the Unopposed Candidates for Single Member District 3 and Single Member District 4 Elected.

RECOMMENDED BOARD MOTION: I move that the Board approves, and issues Order 23-24-09 Declaring the May 4, 2024, Election of Trustees for Single Member District 3 and Single Member District 4 Canceled and the Unopposed Candidates for Single Member District 3 and Single Member District 4 Elected.

Additional Agenda Sheets Attached: Yes No

Order 23-24-09 – English

Order 23-24-09 – Spanish

Order 23-24-09 – Vietnamese

AGENDA SHEET

Meeting Date: 02/26/2024

Topic: Consider Approval and Issuance of Order 23-24-09 of the Board of Trustees of Irving Independent School District Declaring the May 4, 2024, Election of Trustees for Single Member District 3 and Single Member District 4 Canceled and the Unopposed Candidates for Single Member District 3 and Single Member District 4 Elected.

RESOLUTION AND ORDER NO. 23-24-09

AN ORDER OF THE BOARD OF TRUSTEES OF THE IRVING INDEPENDENT SCHOOL DISTRICT DECLARING THE ELECTION OF TRUSTEES IN SINGLE MEMBER DISTRICT 3 AND SINGLE MEMBER DISTRICT 4 CANCELED AND THE UNOPPOSED CANDIDATES ELECTED

WHEREAS, the filing period for a position on the ballot for the May 4, 2024 election for Single Member District 3 and Single Member District 4 ended Tuesday, February 20, 2024; and

WHEREAS, the candidates for District 3 and District 4 are unopposed; and

WHEREAS, the unopposed candidate in District 3 is Ms. Mary A. Richarte and for District 4 is Ms. Nuzhat Hye.

BE IT ORDERED BY THE BOARD OF TRUSTEES OF THE IRVING INDEPENDENT SCHOOL DISTRICT:

Section 1: The Board of Trustees of the Irving Independent School District hereby cancels the election of a trustee in Single Member District 3 and Single Member District 4 scheduled to be held on May 4, 2024 in accordance with Section 2.053(a) of the Texas Election Code.

Section 2: The following candidate has been certified as unopposed and is hereby elected as follows:

Candidate	Office Sought
Mary Richarte	Trustee, District 3
Nuzhat Hye	Trustee, District 4

Section 3: A copy of this Order will be posted on Election Day at each polling place that would have been used in the election.

IT IS SO RESOLVED.

PASSED, ENACTED AND ORDERED BY THE BOARD OF TRUSTEES OF THE IRVING INDEPENDENT SCHOOL DISTRICT THIS THE 26th DAY OF February, 2024.

February 26, 2024

Exhibit III-A13

Randy Randle, President
Board of Trustees
Irving Independent School District

ATTEST:

APPROVED AS TO FORM ONLY:

A. D. Jenkins, Secretary
Board of Trustees
Irving Independent School District

Wesley L. Nute, Jr., Acting General Counsel
Irving Independent School District

February 26, 2024

Exhibit III-A13

2 of 2

ACTION ITEM
02/26/2024

TOPIC: Consider Approval of the Certificate of Unopposed Candidates for the May 4, 2024 Election for the Irving Independent School District Board of Trustees Single Member District 3 and Single Member District 4.

SUBMITTED BY: Wesley L. Nute, Jr.

BACKGROUND: The filing period for a position on the ballot for the May 4, 2024, election for Single Member District 3 and Single Member District 4 ended Tuesday, February 20, 2024. The candidates for Single Member District 3 and Single Member District 4 are unopposed. An election in a particular district may be canceled if the candidate is unopposed and there is no at-large, opposed race on the ballot. After accepting the “Certification of Unopposed Candidates,” the Board may order the May 4, 2024, election for Single Member District 3 and Single Member District 4 canceled and the unopposed candidates for those Single Member Districts elected.

ADMINISTRATIVE RECOMMENDATION: The Administration recommends the approval of the Certificate of Unopposed Candidates for the May 4, 2024, Election of Trustees for Single Member District 3 and Single Member District 4.

RECOMMENDED BOARD MOTION: I move that the Board approve the Certificate of Unopposed Candidates for the May 4, 2024, Election of Trustees for Single Member District 3 and Single Member District 4.

Additional Agenda Sheets Attached: Yes N

**CERTIFICATION OF UNOPPOSED CANDIDATES FOR OTHER
POLITICAL SUBDIVISIONS (NOT COUNTY) CERTIFICACIÓN DE
CANDIDATOS ÚNICOS
PARA OTRAS SUBDIVISIONES POLITICAS (NO EL CONDADO)**

To: Presiding Officer of Governing Body
Al: Presidente de la entidad gobernante

As the authority responsible for having the official ballot prepared, I hereby certify that the following candidates are unopposed for election to office for the election scheduled to be held on May 4, 2024 .

Como autoridad a cargo de la preparación de la boleta de votación oficial, por la presente certifico que los siguientes candidatos son candidatos únicos para elección para un cargo en la elección que se llevará a cabo el May 4, 2024 .

List offices and names of candidates:
Lista de cargos y nombres de los candidatos:

Office(s) Cargo(s)	Candidate(s) Candidato(s)
Trustee for the Irving Independent School District, Single Member District 3	Ms. Mary Richarte
Trustee for the Irving Independent School District, Single Member District 4	Ms. Nuzhat Hye

Signature (Firma)

Randy Randle

Printed name (Nombre en letra de molde)

(Seal) (sello)

President, Board of Trustees for the Irving Independent School District

Title (Puesto)

02/26/2024

Date of signing (Fecha de firma)

*See reverse side for instructions
(Instrucciones en el reverso)*

FEBRUARY 2024 REPORT FROM DIVISION OF BUSINESS SERVICES

TAX OFFICE

Total Tax Collections for January 2024 are 129,888,475.72

	JANUARY 2024	YEAR TO DATE
Current Year	\$ 129,634,685	\$ 62,633,113
Delinquent	\$ (7,993)	\$ (629,993)
Penalty & Interest	\$ 261,611	\$ 386,443
Other	\$ 173	\$ 390
Total	<u>\$ 129,888,476</u>	<u>\$ 62,389,953</u>

BUSINESS SERVICES

Payroll for January 2024 was paid as follows:

	GROSS PAY	BENEFITS	TOTAL
Local Maintenance	\$ 18,309,880	\$ 3,633,561	\$ 21,943,441
Special Revenue	\$ 2,146,071	\$ 373,852	\$ 2,519,923
Total	<u>\$ 20,455,952</u>	<u>\$ 4,007,413</u>	<u>\$ 24,463,364</u>

INVESTMENT EARNINGS REPORT

	DECEMBER 2023	YEAR TO DATE
Local Maintenance	\$ 544,048	\$ 1,871,480
Federal Programs	\$ 140,894	\$ 549,127
Interest & Sinking	\$ 15,580	\$ 60,719
Capital Projects	\$ 1,681,169	\$ 6,552,254
Internal Service	\$ 10,609	\$ 41,346
Total All Funds	<u>\$ 2,392,300</u>	<u>\$ 9,074,926</u>

|| ||||| ||

MEMO

TO: Fernando Natividad, Chief Financial Officer

FROM: Cher Elzy, Director Tax Operations

SUBJECT: Monthly Tax Report

DATE: February 26, 2024

Attached for your consideration is the collection activity for the month of January 2024.

Our monthly collections for January reflect \$(7,993) in delinquent collections and \$129,634,685 in current collections and \$261,611 in penalty and interest. Adjustments made \$(1,949,011) in changes to delinquent tax years and \$5,939,534 in changes made to current year. Our current year (2023) reflects a beginning roll of \$197,855,687. Total ending receivable balance for all years is \$17,877,105 for the month of January 2024.

0 11 1 1111

**IRVING INDEPENDENT SCHOOL DISTRICT
JANUARY 2024
TAX COLLECTION REPORT**

IIISD:

	M-T-D FY 2022-2023	M-T-D FY 2023-2024	Y-T-D FY 2022-2023	Y-T-D FY 2023-2024
Current Year	132,541,315.25	129,634,684.88	206,559,217.92	192,267,797.41
Delinquent	53,508.43	(7,993.33)	511,350.47	(637,986.19)
Penalty & Interest	248,275.09	261,611.25	579,336.08	648,053.87
Other	155.75	172.92	613.23	563.29
Sub-Total	132,843,254.52	129,888,475.72	207,650,517.70	192,278,428.38

Revenue year-to-date
compared to prior fiscal year (15,372,089.32)

OTHER COLLECTIONS:

Research Fees	56.17	56.17
Attorney Fees	70,825.19	306,813.49
Court Costs	0.00	0.00
Rendition Penalty	8,061.84	11,548.45

REFUNDS:

	(35,433.23)	143,527.40
Total Collections	129,931,985.69	192,740,373.89


ACTIVITY SUMMARY:

	FY 2022-2023	FY 2023-2024
Collection Percentage Current Year Compared to Prior Year	93.86%	94.34%


RECEIVABLES YEAR-TO-DATE SUMMARY


	Current Year	Prior Years	Total Tax Receivables
Beginning Balance	197,855,686.91	7,660,706.52	205,516,393.43
Adjustments	5,939,533.64	(1,949,010.92)	3,990,522.72
Levy Paid	192,267,797.41	(637,986.19)	191,629,811.22
Ending Balance	11,527,423.14	6,349,681.79	17,877,104.93

I hereby certify the above report of tax collections to be true and accurate accounting of the revenues collected for as of the above report date according to and to the extent of the records of my office.


 Cherylyn Eby, Tax Assessor/Collector RTA

Signed and sworn before me this 8th day of February, 2024


 Notary Public, State of Texas



2023-2024 INVESTMENT INTEREST EARNINGS

FUNDS

	SEP 2023	OCT 2023	NOV 2023	QUARTERLY TOTAL
LOCAL MAINTENANCE	\$462,493	\$467,416	\$397,523	\$1,327,432
FEDERAL PROGRAMS	133,163	139,084	135,985	408,232
INTEREST & SINKING	14,738	15,373	15,028	45,139
CAPITAL PROJECTS	1,588,924	1,659,568	1,622,593	4,871,085
INTERNAL SERVICE	10,026	10,472	10,239	30,737
TOTAL ALL FUNDS	\$2,209,346	\$2,291,912	\$2,181,367	\$6,682,626

% CHANGE FROM PRIOR MONTH/QUARTER 1302.25% 3.74% -4.82% 1398.12%

	DEC 2023	JAN 2024	FEB 2024	QUARTERLY TOTAL
GENERAL OPERATING	\$544,048			\$544,048
FEDERAL PROGRAMS	140,894			140,894
INTEREST & SINKING	15,580			15,580
CAPITAL PROJECTS	1,681,169			1,681,169
INTERNAL SERVICE	10,609			10,609
TOTAL ALL FUNDS	\$2,392,300	\$0	\$0	\$2,392,300

% CHANGE FROM PRIOR MONTH/QUARTER 9.67% -100.00% #DIV/0! -64.20%

	MAR 2024	APR 2024	MAY 2024	QUARTERLY TOTAL
GENERAL OPERATING				\$0
FEDERAL PROGRAMS				0
INTEREST & SINKING				0
CAPITAL PROJECTS				0
INTERNAL SERVICE				0
TOTAL ALL FUNDS	\$0	\$0	\$0	\$0

% CHANGE FROM PRIOR MONTH/QUARTER #DIV/0! #DIV/0! #DIV/0!

	JUN 2024	JUL 2024	AUG 2024	QUARTERLY TOTAL
GENERAL OPERATING				\$0
FEDERAL PROGRAMS				0
INTEREST & SINKING				0
CAPITAL PROJECTS				0
INTERNAL SERVICE				0
TOTAL ALL FUNDS	\$0	\$0	\$0	\$0

% CHANGE FROM PRIOR MONTH/QUARTER #DIV/0! #DIV/0! #DIV/0!

	YEAR TO DATE TOTAL		
ALL FUNDS			\$1,871,480
GENERAL OPERATING			544,048
FEDERAL PROGRAMS			140,894
INTEREST & SINKING			45,139
CAPITAL PROJECTS			4,871,085
INTERNAL SERVICE			30,737
GRAND TOTAL ALL FUNDS			\$9,074,926

	2022-2023			2021-2022		
	SEP 2022-DEC 2022	AMOUNT CHANGE	PERCENTAGE CHANGE	SEP 2021-DEC 2021	AMOUNT CHANGE	PERCENTAGE CHANGE
ALL FUNDS						
GENERAL OPERATING	\$915,438	\$956,042	104.44%	\$75,442	\$1,796,038	2380.69%
FEDERAL PROGRAMS	331,480	217,646	65.66%	2,532	\$546,594	21584.72%
INTEREST & SINKING	100,528	(39,809)	-39.60%	1,602	\$59,117	3689.28%
CAPITAL PROJECTS	-	-	-	-	-	-
INTERNAL SERVICE	24,958	16,388	65.66%	370	\$40,976	11086.37%
GRAND TOTAL ALL FUNDS	\$1,372,404	\$1,150,267	83.81%	\$79,946	\$2,442,725	3055.47%

		INCREASE/ (DECREASE) FROM PRIOR YEAR	CD AVERAGE INTEREST YIELD	LGIP AVERAGE INTEREST YIELD	AGENCY AVERAGE INTEREST YIELD	TOTAL AVERAGE INTEREST YIELD
TOTAL PORTFOLIO AS OF DECEMBER						
2023	539,299,489	352,176,260	---	---	---	---
2022	187,123,229	3,048,833	---	---	---	---
2021	184,074,396	15,237,914	---	---	---	---
2020	149,836,482	(26,657,180)	---	---	---	---
2019	195,493,662	(275,127)	---	---	---	---
2018	195,768,789	5,497,090	---	---	---	---
2017	190,271,699	12,054,369	---	---	---	---
2016	178,217,330	(16,723,143)	---	---	---	---
2015	194,940,473	2,304,240	---	---	---	---
2014	192,636,233	192,636,233	---	---	---	---

Irving Independent School District



Investment Report

For The Quarter and Fiscal Year Ended November 30, 2023

This report summarizes the investment position of Irving Independent School District for the quarter and fiscal year ended November 30, 2023

	11/30/2023	8/31/2023	11/30/2022
Book Value	505,985,784	529,956,319	159,259,712
Market Value	505,635,761	529,720,416	158,527,245
Par Value	505,985,784	529,956,319	159,259,712
Change in Market Value	846,587	(496,565)	732,467
Portfolio Yield-to-Maturity @ Cost	5.457	5.152	2.8849
Portfolio Weighted Average Maturity (WAM)	12.72	8.87	57.93
Yield-to-Maturity of 6 Month CD	5.570	5.787	4.910
Yield-to-Maturity of 6 Month Treasury Bill	5.399	5.496	4.681
Yield-to-Maturity of 1 Year Treasury Bill	5.117	5.384	4.71
Yield-to-Maturity of 2 Year Treasury Bill	4.68	4.863	4.312
Yield-to-Maturity of 3 Year Treasury Bill	4.442	4.554	4.051
Accrued Interest Ending Balance	208,144	117,910	126,857

This report is presented in accordance with the Texas Government Code Title 10 Section 2256.023. The below signed hereby certify that, to the best of their knowledge on the date this report was created, Irving Independent School District is in compliance with the provision of Government Code 2256 and with the stated policies and strategies of Irving Independent School District.

Fernando Natividad
Chief Financial Officer

Mahdha Lalee
Director of Business Operations

MiEisha Runnels
Accounting Supervisor

TO: Fernando Natividad, Chief Financial Officer

FROM: Mahdia Lalee, Director of Business Operations

RE: Investment Report for Quarter and Fiscal Year Ended November 30, 2023

On November 30, 2023 the district held \$505,985,784 within the following investments and the percentage to the total portfolio.

	AS OF 11/30/2023		AS OF 08/31/2023		QUARTERLY CHANGE	
Certificates of Deposit	15,000,000	2.96%	15,000,000	2.83%	-	0.00%
Local Government Investment Pools	464,907,252	91.88%	480,538,213	90.68%	(15,630,961)	-3.25%
US Agencies	11,773,531	2.33%	12,805,000	2.42%	(1,031,469)	-8.06%
Money Market Account	14,305,000	2.83%	21,613,106	4.08%	(7,308,106)	-33.81%
Total	505,985,784		529,956,319		(23,970,535)	-4.52%
	AS OF 08/31/2023		AS OF 05/31/2023		QUARTERLY CHANGE	
Certificates of Deposit	15,000,000	2.83%	15,000,000	7.00%	-	0.00%
Local Government Investment Pools	480,538,213	90.68%	164,987,412	77.03%	315,550,801	191.26%
US Agencies	12,805,000	2.42%	12,805,000	5.98%	-	0.00%
Money Market Account	21,613,106	4.08%	21,407,371	9.99%	205,734	0.96%
Total	529,956,319		214,199,783		315,756,535	147.41%
	AS OF 05/31/2023		AS OF 02/28/2023		QUARTERLY CHANGE	
Certificates of Deposit	15,000,000	7.00%	15,000,000	5.71%	-	0.00%
Local Government Investment Pools	164,987,412	77.03%	203,474,785	77.51%	(38,487,373)	-18.92%
US Agencies	12,805,000	5.98%	22,805,000	8.69%	(10,000,000)	-43.85%
Money Market Account	21,407,371	9.99%	21,219,300	8.08%	188,071	0.89%
Total	214,199,783		262,499,085		(48,299,302)	-18.40%
	AS OF 02/28/2023		AS OF 11/30/2022		QUARTERLY CHANGE	
Certificates of Deposit	15,000,000	5.71%	15,000,000	9.42%	-	0.00%
Local Government Investment Pools	203,474,785	77.51%	100,387,942	63.03%	103,086,844	102.69%
US Agencies	22,805,000	8.69%	22,805,000	14.32%	-	0.00%
Money Market Account	21,219,300	8.08%	21,066,771	13.23%	152,530	0.72%
Total	262,499,085		159,259,712		103,239,373	64.82%
	AS OF 11/30/2023		AS OF 11/30/2022		YEARLY CHANGE	
Certificates of Deposit	15,000,000	2.96%	15,000,000	9.42%	-	0.00%
Local Government Investment Pools	464,907,252	91.88%	100,387,942	63.03%	364,519,311	363.11%
US Agencies	11,773,531	2.33%	22,805,000	14.32%	(11,031,469)	-48.37%
Money Market Account	14,305,000	2.83%	21,066,771	13.23%	(6,761,771)	-32.10%
Total	505,985,784		159,259,712		346,726,072	217.71%

The following investments reflect the weighted average maturity (WAM) for the previous quarters indicated below.

Quarter Ended	Certificates of Deposit	Local Government Investment Pools	Money Market Acct	US Agency	Average WAM
NOV 2023	1.79	0.92	0.02	9.99	12.72
AUG 2023	4.31	0.91	0.04	3.61	8.87
MAY 2023	17.11	0.77	0.10	14.42	32.40
FEB 2023	3.41	0.78	0.08	18.31	22.58
NOV 2022	14.1	0.63	0.13	43.07	57.93

DAYS TO MATURITY

Quarter Ended	Certificates of Deposit	Local Government Investment Pools	Money Market Acct	US Agency
NOV 2023	60	1	1	353
AUG 2023	152	1	1	149
MAY 2023	244	1	1	241
FEB 2023	60	1	1	211
NOV 2022	150	1	1	301

Overall, the weighted average yield to maturity at cost for the district's portfolio is as follows:

Quarter Ended	Certificates of Deposit	Local Government Investment Pools	Money Market Acct	US Agency	Total
NOV 2023	4.832	5.577	4.893	2.684	5.457
AUG 2023	4.832	5.349	3.892	0.267	5.152
MAY 2023	4.832	5.179	3.769	0.267	4.720
FEB 2023	1.10	4.514	3.128	0.226	3.835
NOV 2022	1.10	3.824	2.636	0.156	2.885

The following table is agency balances per period indicated by fund

Quarter Ended	Fund 199	Fund 599	Fund 671	Fund 674	Total
NOV 2023	14,305,000	-	-	-	14,305,000
AUG 2023	12,805,000	-	-	-	12,805,000
MAY 2023	12,805,000	-	-	-	12,805,000
FEB 2023	22,805,000	-	-	-	22,805,000
NOV 2022	22,805,000	-	-	-	22,805,000

For the quarter ended November 30, 2023 the following data provides a comparison to prior year by fund and by security type. The change from the prior year was a 217.7% increase in the amount of \$346,726,071 the change from the prior quarter was a 4.52% decrease in the amount of \$23,970,535

November 2023

Fund	Money Market Account	Certificates of Deposit	Local Government Investment Pools	US Agencies	Total
199	11,773,531	15,000,000	75,394,899	14,305,000	116,473,430
240			29,690,019		29,690,019
599			3,321,424		3,321,424
679			354,265,431		354,265,431
681					-
682					-
687					-
771			2,235,480		2,235,480
Total	11,773,531	15,000,000	464,907,252	14,305,000	505,985,784
% to Total	2.33%	2.96%	91.88%	2.83%	

November 2022

Fund	Money Market Account	Certificates of Deposit	Local Government Investment Pools	US Agencies	Total
199	21,066,771	15,000,000	61,645,160	22,805,000	120,516,931
240			28,207,391		28,207,391
599			8,411,544		8,411,544
679					-
681					-
682					-
687					-
771			2,123,847		2,123,847
Total	21,066,771	15,000,000	100,387,942	22,805,000	159,259,713
% to Total	13.23%	9.42%	63.03%	14.32%	

YEARLY CHANGE

Fund	Money Market Account	Certificates of Deposit	Local Government Investment Pools	US Agencies	Total
199	(9,293,240)	-	13,749,739	(8,500,000)	(4,043,501)
240	-	-	1,482,628	-	1,482,628
599	-	-	(5,090,120)	-	(5,090,120)
679	-	-	354,265,431	-	354,265,431
681	-	-	-	-	-
682	-	-	-	-	-
687	-	-	-	-	-
771	-	-	111,633	-	111,633
Total	(9,293,240)	-	364,519,310	(8,500,000)	346,726,071
% to Total	-2.68%	0.00%	105.13%	-2.45%	

YEARLY CHANGE

Fund	Money Market Account	Certificates of Deposit	Local Government Investment Pools	US Agencies	Total
199	-44.11%	0.00%	22.30%	-37.27%	-3.36%
240	0.00%	0.00%	5.26%	0.00%	5.26%
599	0.00%	0.00%	-60.51%	0.00%	-60.51%
679	0.00%	0.00%	0.00%	0.00%	0.00%
681	0.00%	0.00%	0.00%	0.00%	0.00%
682	0.00%	0.00%	0.00%	0.00%	0.00%
687	0.00%	0.00%	0.00%	0.00%	0.00%
771	0.00%	0.00%	5.26%	0.00%	5.26%
Total	-44.11%	0.00%	363.11%	-37.27%	217.71%

November 2023

Fund	Money Market Account	Certificates of Deposit	Local Government Investment Pools	US Agencies	Total
199	11,773,531	15,000,000	75,394,899	14,305,000	116,473,430
240			29,690,019		29,690,019
599			3,321,424		3,321,424

679			354,265,431		354,265,431
681					-
682					-
687					-
771			2,235,480		2,235,480
Total	11,773,531	15,000,000	464,907,252	14,305,000	505,985,784
% to Total	2.33%	2.96%	91.88%	2.83%	

August 2023

Fund	Money Market Account	Certificates of Deposit	Local Government Investment Pools	US Agencies	Total
199	21,613,106	15,000,000	96,381,054	12,805,000	145,799,159
240			29,281,786		29,281,786
599			3,276,285		3,276,285
679			349,394,345		349,394,345
681					-
682					-
687					-
771			2,204,743		2,204,743
Total	21,613,106	15,000,000	480,538,213	12,805,000	529,956,319
% to Total	4.27%	2.96%	94.97%	2.53%	

QUARTERLY CHANGE

Fund	Money Market Account	Certificates of Deposit	Local Government Investment Pools	US Agencies	Total
199	(9,839,574)	-	(20,986,155)	1,500,000	(29,325,729)
240	-	-	408,232	-	408,232
599	-	-	45,139	-	45,139
679	-	-	4,871,085	-	4,871,085
681	-	-	-	-	-
682	-	-	-	-	-
687	-	-	-	-	-
771	-	-	30,737	-	30,737
Total	(9,839,574)	-	(15,630,961)	1,500,000	(23,970,535)
% to Total	41.05%	0.00%	65.21%	-6.26%	

QUARTERLY CHANGE

Fund	Money Market Account	Certificates of Deposit	Local Government Investment Pools	US Agencies	Total
199	-45.53%	0.00%	-21.77%	11.71%	-20.11%
240	0.00%	0.00%	1.39%	0.00%	1.39%
599	0.00%	0.00%	1.38%	0.00%	1.38%
679	0.00%	0.00%	1.39%	0.00%	1.39%
681	0.00%	0.00%	0.00%	0.00%	0.00%
682	0.00%	0.00%	0.00%	0.00%	0.00%
687	0.00%	0.00%	0.00%	0.00%	0.00%
771	0.00%	0.00%	1.39%	0.00%	1.39%
Total	-45.53%	0.00%	-3.25%	11.71%	-4.52%

The following tables are interest earned, amount changes and percentage changes from the prior year for the periods indicated.

		Month	Month	Month	Quarter	Fiscal YTD
	Fund	SEP 2023	OCT 2023	NOV 2023	SEP - NOV 2023	SEP 2023 - AUG 2024
Local Maintenance	199	462,493	467,416	397,523	1,327,432	1,327,432
Federal Programs	240	133,163	139,084	135,985	408,232	408,232
Interest & Sinking	599	14,738	15,373	15,028	45,139	45,139
Capital Projects	600s	1,588,924	1,659,568	1,622,593	4,871,085	4,871,085
Internal Service	771	10,026	10,472	10,239	30,737	30,737
Total		2,209,346	2,291,912	2,181,367	6,682,626	6,682,626

		Month	Month	Month	Quarter	Fiscal YTD
	Fund	SEP 2022	OCT 2022	NOV 2022	SEP - NOV 2022	SEP 2022 - AUG 2023
Local Maintenance	199	133,691	194,319	227,182	555,192	555,192
Federal Programs	240	61,673	76,993	89,215	227,881	227,881
Interest & Sinking	599	18,251	22,842	26,519	67,612	67,612
Capital Projects	600s				0	0
Internal Service	771	4,644	5,797	6,717	17,158	17,158
Total		218,259	299,951	349,633	867,843	867,843

From Prior Year						
		Month	Month	Month	1st Quarter	Fiscal YTD
	Fund	Change	Change	Change	Change	Change
Local Maintenance	199	328,802	273,097	170,341	772,240	772,240
Federal Programs	240	71,490	62,090	46,770	180,351	180,351
Interest & Sinking	599	(3,513)	(7,469)	(11,491)	(22,473)	(22,473)
Capital Projects	600s	1,588,924	1,659,568	1,622,593	4,871,085	4,871,085
Internal Service	771	5,383	4,675	3,522	13,579	13,579
Total		1,991,087	1,991,961	1,831,734	5,814,783	5,814,783

From Prior Year						
		Month	Month	Month	1st Quarter	Fiscal YTD
	Fund	Change	Change	Change	Change	Change
Local Maintenance	199	246%	141%	75%	139%	139%
Federal Programs	240	116%	81%	52%	79%	79%
Interest & Sinking	599	-19%	-33%	-43%	-33%	-33%
Capital Projects	600s	#DIV/0!	#DIV/0!	#DIV/0!	#DIV/0!	#DIV/0!
Internal Service	771	116%	81%	52%	79%	79%
Total		912%	664%	524%	670%	670%

The following table is accrued interest as indicated for the quarter ended November 30, 2023

Description	CUSIP	Settlement Date	YTM @ Cost	Book Value	Ending Market Value	Maturity Date	Accrued Interest
FHLB .035% 3/15/24	3130ALKM5	03/15/21	0.3100	5,000,000	4,858,300	03/15/24	4,326
Univ of Houston Muni	914302HA5	03/03/21	0.0420	2,805,000	2,774,397	02/15/24	20,804
FHLMC 0.375% 09/23/25	3137EAEX3	09/21/23	5.0200	1,500,000	1,385,880	09/23/25	453
FHLMC 5.800% 09/26/25	3134H1BY8	09/26/23	5.8000	5,000,000	4,936,400	09/26/25	1,857
Dallas Capital Bank CD	BK CD	04/20/23	4.8320	5,000,000	5,000,000	01/23/24	60,235
Dallas Capital Bank CD	BK CD	05/03/23	4.8320	10,000,000	10,000,000	02/03/24	120,469
Total				29,305,000	28,954,977		208,144

Over the current month and previous twelve months, the interest earned is as follows:

Month	Local Maintenance	Federal Programs	Interest & Sinking	Capital Projects	Internal Service	Total	Quarter-To-Date	Fiscal Year-To-Date
NOV 2023	397,523	135,985	15,028	1,622,593	10,239	2,181,367	6,682,626	6,682,626
OCT 2023	467,416	139,084	15,373	1,659,568	10,472	2,291,912		
SEP 2023	462,493	133,163	14,738	1,588,924	10,026	2,209,346		
AUG 2023	556,370	135,832	24,011	1,204,345	10,227	1,930,786	3,463,152	8,481,769
JUL 2023	589,725	131,485	41,530		9,900	772,640		
JUN 2023	585,370	125,324	39,596		9,436	759,726		
MAY 2023	660,083	127,171	40,207		9,575	837,037	2,559,717	5,018,617
APR 2023	667,195	118,934	37,550		8,955	832,634		
MAR 2023	725,956	117,964	37,244		8,882	890,046		
FEB 2023	732,210	103,903	34,286		7,823	878,222	2,109,267	2,458,900
JAN 2023	569,552	110,184	38,452		8,296	726,484		
DEC 2022	360,246	103,599	32,916		7,800	504,561		
NOV 2022	227,182	89,215	26,519		6,717	349,633	349,633	349,633

The average monthly rates as per each local government investment pool have shown fluctuations during the periods indicated.

Month	LOGIC	LoneStar	TexasClass	TexPool	TexStar
NOV 2023	5.559	5.350	5.585	5.613	5.330
OCT 2023	5.543	5.320	5.555	5.586	5.323
SEP 2023	5.516	5.320	5.521	5.551	5.310
AUG 2023	5.472	5.300	5.475	5.305	5.297
JUL 2023	5.299	5.120	5.325	5.124	5.115
JUN 2023	5.255	5.080	5.267	5.054	5.076
MAY 2023	5.187	5.040	5.195	5.004	5.047
APR 2023	4.997	4.820	5.042	4.798	4.829
MAR 2023	4.816	4.640	4.860	4.611	4.607
FEB 2023	4.816	4.540	4.758	4.499	4.492
JAN 2023	4.554	4.310	4.574	4.244	4.252
DEC 2022	4.317	4.080	4.317	3.980	3.968
NOV 2022	3.929	3.74	3.8546	3.559	3.559

Overall, the weighted average yield to maturity at cost for the district's portfolio is as follows:

Quarter Ended	Certificates of Deposit	Local Government Investment Pools	Money Market Acct	US Agency	Total
NOV 2023	4.832	5.577	4.893	2.684	5.457
AUG 2023	4.832	5.349	3.892	0.267	5.152
MAY 2023	4.832	5.179	3.769	0.267	4.720
FEB 2023	1.100	4.527	3.128	0.226	3.844
NOV 2022	1.100	3.824	2.636	0.156	2.885

Historically, the ending portfolio balances per type is as follows:

Month	Certificates of Deposit	Local Government Investment Pools	Money Market Acct	US Agency	Total
NOV 2023	15,000,000	464,907,252	11,773,531	14,305,000	505,985,784
AUG 2023	15,000,000	480,538,213	21,613,106	12,805,000	529,956,319
MAY 2023	15,000,000	164,987,412	21,407,371	12,805,000	214,199,783
FEB 2023	15,000,000	203,474,785	21,219,300	22,805,000	262,499,085
NOV 2022	15,000,000	100,387,942	21,066,771	22,805,000	159,259,712

Irving Independent School District
Investment Report - by Fund
For the Quarter Ended in November 30, 2023

Description	CUSIP	Settlement Date	YTM@ Cost	Face Amt/ Shares	Market Price	Market Value	Cost Value	Book Value	Maturity Date	Days To Maturity	% of Portfolio
199 - General Operating											
FHLB .035% 3/15/24	3130ALKM5	3/15/21	0.350	5,000,000.00	100	4,858,300.00	5,000,000.00	5,000,000.00	3/15/24	105	0.99%
Univ of Houston Muni	914302HA5	3/3/21	0.042	2,805,000.00	100	2,774,397.45	2,805,000.00	2,805,000.00	2/15/24	76	0.55%
FHLMC 0.375% 09/23/25	3137EAEX3	9/21/23	5.020	1,500,000.00	100	1,385,880.00	1,500,000.00	1,500,000.00	9/23/25	662	0.30%
FHLMC 5.800% 09/26/25	3134H1BY8	9/26/23	5.800	5,000,000.00	100	4,936,400.00	5,000,000.00	5,000,000.00	9/26/25	665	0.99%
Dallas Capital Bank CD	BK CD	4/20/23	4.832	5,000,000.00	100	5,000,000.00	5,000,000.00	5,000,000.00	1/23/24	53	0.99%
Dallas Capital Bank CD	BK CD	5/3/23	4.832	10,000,000.00	100	10,000,000.00	10,000,000.00	10,000,000.00	2/3/24	64	1.98%
Prosperity Bank MMA	MMA	8/22/18	3.040	1,183,963.52	100	1,183,963.52	1,183,963.52	1,183,963.52	12/1/23	1	0.23%
Landing Rock MMA	MMA	12/11/20	5.100	10,589,567.71	100	10,589,567.71	10,589,567.71	10,589,567.71	12/1/23	1	2.09%
LOGIC	LGIP	12/3/10	5.560	9,072,807.05	100	9,072,807.05	9,072,807.05	9,072,807.05	12/1/23	1	1.79%
Lone Star	LGIP	8/31/08	5.350	5,800,117.64	100	5,800,117.64	5,800,117.64	5,800,117.64	12/1/23	1	1.15%
TexasCLASS	LGIP	8/31/08	5.586	49,938,738.90	100	49,938,738.90	49,938,738.90	49,938,738.90	12/1/23	1	9.87%
TexPool	LGIP	3/13/20	5.614	1,088,151.58	100	1,088,151.58	1,088,151.58	1,088,151.58	12/1/23	1	0.22%
TexSTAR	LGIP	8/31/08	5.331	9,495,083.87	100	9,495,083.87	9,495,083.87	9,495,083.87	12/1/23	1	1.88%
Sub Total / Average			5.028	116,473,430.27	100	116,123,407.72	116,473,430.27	116,473,430.27		52	23.02%
240 - Food Service											
TexasCLASS	LGIP	8/31/08	5.586	29,690,018.66	100	29,690,018.66	29,690,018.66	29,690,018.66	12/1/23	1	5.87%
Sub Total / Average			5.586	29,690,018.66	100	29,690,018.66	29,690,018.66	29,690,018.66		1	5.87%
599 - Debt Service											
Lone Star	LGIP	8/31/08	5.350	916,169.59	100	916,169.59	916,169.59	916,169.59	12/1/23	1	0.18%
TexasCLASS	LGIP	8/13/09	5.586	2,405,254.56	100	2,405,254.56	2,405,254.56	2,405,254.56	12/1/23	1	0.48%
Sub Total / Average			5.521	3,321,424.15	100	3,321,424.15	3,321,424.15	3,321,424.15		1	0.66%
640 - Capital Projects											
TexasCLASS	LGIP	8/9/23	5.586	354,265,430.52	100	354,265,430.52	354,265,430.52	354,265,430.52	12/1/23	1	70.01%
Sub Total / Average			5.586	354,265,430.52	100	354,265,430.52	354,265,430.52	354,265,430.52		1	70.01%
771 - Workers' Comp											
TexasCLASS	LGIP	8/31/08	5.586	2,235,480.07	100	2,235,480.07	2,235,480.07	2,235,480.07	12/1/23	1	0.44%
Sub Total / Average			5.586	2,235,480.07	100	2,235,480.07	2,235,480.07	2,235,480.07		1	0.44%
Total / Average			5.457	505,985,783.67	100	505,635,761.12	505,985,783.67	505,985,783.67		13	100.00%

168

Irving Independent School District
Investment Report - YTM@Cost by Investment Category
For the Quarter Ended in November 30, 2023

Description	CUSIP	Settlement Date	YTM@ Cost	Face Amt/ Shares	Market Price	Market Value	Cost Value	Book Value	Maturity Date	Days To Maturity	% of Portfolio
U.S. Agencies											
FHLB .035% 3/15/24	3130ALKM5	3/15/21	0.350	5,000,000.00	100	4,858,300.00	5,000,000.00	5,000,000.00	3/15/24	105	0.99%
Univ of Houston Muni	914302HA5	3/3/21	0.042	2,805,000.00	100	2,774,397.45	2,805,000.00	2,805,000.00	2/15/24	76	0.55%
FHLMC 0.375% 09/23/25	3137EAEX3	9/21/23	5.020	1,500,000.00	100	1,385,880.00	1,500,000.00	1,500,000.00	9/23/25	662	0.30%
FHLMC 5.800% 09/26/25	3134H1BY8	9/26/23	5.800	5,000,000.00	100	4,936,400.00	5,000,000.00	5,000,000.00	9/26/25	665	0.99%
Sub Total / Average			2.684	14,305,000.00	100	13,954,977.45	14,305,000.00	14,305,000.00		353	2.83%
Bank Money Market Account											
Prosperity Bank MMA	MMA	8/22/18	3.040	1,183,963.52	100	1,183,963.52	1,183,963.52	1,183,963.52	12/1/23	1	0.23%
Landing Rock MMA	MMA	12/11/20	5.100	10,589,567.71	100	10,589,567.71	10,589,567.71	10,589,567.71	12/1/23	1	2.09%
Sub Total / Average			4.893	11,773,531.23	100	11,773,531.23	11,773,531.23	11,773,531.23		1	2.33%
Certificates of Deposit											
Dallas Capital Bank CD	BK CD	4/20/23	4.832	5,000,000.00	100	5,000,000.00	5,000,000.00	5,000,000.00	1/23/24	53	0.99%
Dallas Capital Bank CD	BK CD	5/3/23	4.832	10,000,000.00	100	10,000,000.00	10,000,000.00	10,000,000.00	2/3/24	64	1.98%
Sub Total / Average			4.832	15,000,000.00	100	15,000,000.00	15,000,000.00	15,000,000.00		60	2.96%
Local Government Investment Pools (LGIP)											
LOGIC	LGIP	12/3/10	5.560	9,072,807.05	100	9,072,807.05	9,072,807.05	9,072,807.05	12/1/23	1	1.79%
Lone Star	LGIP	8/31/08	5.350	5,800,117.64	100	5,800,117.64	5,800,117.64	5,800,117.64	12/1/23	1	1.15%
TexasCLASS	LGIP	8/31/08	5.586	49,938,738.90	100	49,938,738.90	49,938,738.90	49,938,738.90	12/1/23	1	9.87%
TexPool	LGIP	3/13/20	5.614	1,088,151.58	100	1,088,151.58	1,088,151.58	1,088,151.58	12/1/23	1	0.22%
TexSTAR	LGIP	8/31/08	5.331	9,495,083.87	100	9,495,083.87	9,495,083.87	9,495,083.87	12/1/23	1	1.88%
TexasCLASS	LGIP	8/31/08	5.586	29,690,018.66	100	29,690,018.66	29,690,018.66	29,690,018.66	12/1/23	1	5.87%
Lone Star	LGIP	8/31/08	5.350	916,169.59	100	916,169.59	916,169.59	916,169.59	12/1/23	1	0.18%
TexasCLASS	LGIP	8/13/09	5.586	2,405,254.56	100	2,405,254.56	2,405,254.56	2,405,254.56	12/1/23	1	0.48%
TexasCLASS	LGIP	8/9/23	5.586	354,265,430.52	100	354,265,430.52	354,265,430.52	354,265,430.52	12/1/23	1	70.01%
TexasCLASS	LGIP	8/31/08	5.586	2,235,480.07	100	2,235,480.07	2,235,480.07	2,235,480.07	12/1/23	1	0.44%
Sub Total / Average			5.577	464,907,252.44	100	464,907,252.44	464,907,252.44	464,907,252.44		1	91.88%
Total / Average			5.457	505,985,783.67	100	505,635,761.12	505,985,783.67	505,985,783.67		13	100.00%

169

Irving Independent School District
Investment Report - by Fund and Transactions
For the Quarter Ended in November 30, 2023

Description	CUSIP	Settlement Date	Maturity Date	Beginning Face Amt/ Shares	Increase Holdings	Buy Accrued Interest	Decrease Holdings	Sell Accrued Interest	Ending Face Amt/ Shares	Interest	Beg Mkt Accr Int	End Mkt Accr Int	Diff in Accr Int	Int Earned During Period-BY
199 - General Operating														
FHLB .035% 3/15/24	3130ALKM5	3/15/21	3/15/24	5,000,000.00	0.00	0.00	0.00	0.00	5,000,000.00	8,750.00	8,069.44	3,645.83	4,326.39	4,326.39
FFCB 0.31 11/30/23	3133EMHL9	11/30/20	11/30/23	5,000,000.00	0.00	0.00	5,000,000.00	0.00	0.00	7,750.00	3,875.00	0.00	0.00	3,875.00
Univ of Houston Muni	914902HAS	3/3/21	2/15/24	2,805,000.00	0.00	0.00	0.00	0.00	2,805,000.00	0.00	3,740.00	24,543.75	20,803.75	20,803.75
FHLMC 0.375% 09/23/25	3137EAEK3	9/21/23	9/23/25	0.00	1,500,000.00	0.00	0.00	0.00	1,500,000.00	0.00	593.75	1,046.88	453.13	453.13
FHLMC 5.800% 09/26/25	3134H1BY8	9/26/23	9/26/25	0.00	5,000,000.00	0.00	0.00	0.00	5,000,000.00	0.00	0.00	1,856.71	1,856.71	1,856.71
Dallas Capital Bank CD	BK CD	4/20/23	1/23/24	5,000,000.00	0.00	0.00	0.00	0.00	5,000,000.00	0.00	88,696.99	148,931.51	60,234.52	60,234.52
Dallas Capital Bank CD	BK CD	5/3/23	2/3/24	10,000,000.00	0.00	0.00	0.00	0.00	10,000,000.00	0.00	157,536.44	278,005.48	120,469.04	120,469.04
Prosperity Bank MMA	MMA	8/22/18	12/1/23	11,154,654.69	29,308.83	0.00	10,000,000.00	0.00	1,183,963.52	29,308.83	0.00	0.00	0.00	0.00
Landing Rock MMA	MMA	12/11/20	12/1/23	10,458,450.88	131,116.83	0.00	0.00	0.00	10,589,567.71	131,116.83	0.00	0.00	0.00	0.00
LOGIC	LGP	12/3/10	12/1/23	8,948,644.79	124,162.26	0.00	0.00	0.00	9,072,807.05	124,162.26	0.00	0.00	0.00	0.00
Lone Star	LGP	8/31/08	12/1/23	5,723,721.79	76,395.85	0.00	0.00	0.00	5,800,117.64	76,395.85	0.00	0.00	0.00	0.00
TexasCLASS	LGP	8/31/08	12/1/23	71,264,700.87	85,961,098.61	0.00	107,287,060.58	0.00	49,938,738.90	798,547.88	0.00	0.00	0.00	0.00
TexPool	LGP	3/13/20	12/1/23	1,073,762.71	14,388.87	0.00	0.00	0.00	1,088,151.58	14,388.87	0.00	0.00	0.00	0.00
TexSTAR	LGP	8/31/08	12/1/23	9,370,223.61	124,860.26	0.00	0.00	0.00	9,495,083.87	124,860.26	0.00	0.00	0.00	0.00
Sub Total / Average				145,799,159.34	92,961,381.51	0.00	122,287,060.58	0.00	116,478,480.27	1,315,280.78	282,511.62	458,030.16	208,148.54	212,018.54
240 - Food Service														
TexasCLASS	LGP	8/31/08	12/1/23	29,281,786.31	408,232.35	0.00	0.00	0.00	29,690,018.66	408,232.35	0.00	0.00	0.00	0.00
Sub Total / Average				29,281,786.31	408,232.35	0.00	0.00	0.00	29,690,018.66	408,232.35	0.00	0.00	0.00	0.00
599 - Debt Service														
Lone Star	LGP	8/31/08	12/1/23	904,102.32	12,067.27	0.00	0.00	0.00	916,169.59	12,067.27	0.00	0.00	0.00	0.00
TexasCLASS	LGP	8/13/09	12/1/23	2,372,182.73	33,071.83	0.00	0.00	0.00	2,405,254.56	33,071.83	0.00	0.00	0.00	0.00
Sub Total / Average				3,276,285.05	45,139.10	0.00	0.00	0.00	3,321,424.15	45,139.10	0.00	0.00	0.00	0.00
640 - Capital Projects														
TexasCLASS	LGP	8/9/23	12/1/23	349,394,345.47	4,871,085.05	0.00	0.00	0.00	354,265,430.52	4,871,085.05	0.00	0.00	0.00	0.00
Sub Total / Average				349,394,345.47	4,871,085.05	0.00	0.00	0.00	354,265,430.52	4,871,085.05	0.00	0.00	0.00	0.00
771 - Workers' Comp														
TexasCLASS	LGP	8/31/08	12/1/23	2,204,742.61	30,737.46	0.00	0.00	0.00	2,235,480.07	30,737.46	0.00	0.00	0.00	0.00
Sub Total / Average				2,204,742.61	30,737.46	0.00	0.00	0.00	2,235,480.07	30,737.46	0.00	0.00	0.00	0.00
Total / Average				529,956,316.78	98,916,525.47	0.00	122,287,060.58	0.00	505,985,783.67	6,470,474.74	282,511.62	458,030.16	208,148.54	212,018.54

70

REPORT FROM FACILITIES & SCHOOL SUPPORT SERVICES

Facilities and Operations Department

A total of 1931 work orders have been completed from January 1, 2023, through January 31, 2023.

Document Services – Print Shop - *Laserfiche* – *Project Requests* - *Work Orders*

We received numerous requests to pull HR archival records (to pull and scan files to the Employee Records Repository).

Forms Management – Requests and Change Orders

Laserfiche Project and Work Order:

We will be completing the Project Pass intake form, which is part of the McKinney-Vento Homeless Education Program. We are working to automate the intake portions of the form to make it easier for intake and reduce the amount of manual input, which can delay the process. The automated intake is in testing now.

We have started building new contracts review and approval process (not employee contracts). This will allow a more streamlined process for reviewing contracts and ensure they are reviewed and approved at the right levels within the district.

The 2024 Personnel Action Form is in full testing now and appears to be functioning as designed. The HR team is currently working on testing to ensure it meets their needs.

We have put into production the Security Department's Random search form. This will replace the manual form that is currently utilized. This will also allow for accurate and timely reporting of any random searches performed.

We have automated the employee records request process. Since these requests are for former employees and the files are in boxes, we now automatically find which box should contain the employee file that is being requested.

GovQA - Public Information & Subpoenas

In January:

For the 2022-2023 school year:

Period Summary

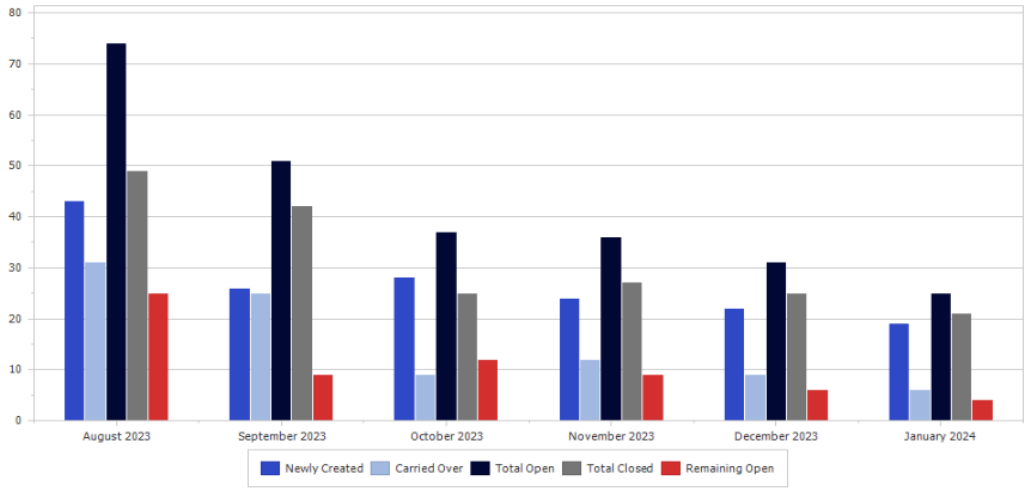
Reporting Period: 1/1/2024 - 1/31/2024
 Request Type: All Request Types
 Department: All Departments
 Group: All Groups
 Run Date: Run Date: 02/02/2024 2:11 PM



Backlog Trend Report

Create Date: 8/1/2023 - 1/31/2024
 Report On: Request Type - All Request Types
 Group Time Frame: Month
 Filter: Assigned Department - All Assigned Departments
 Run Date: 2/2/2024 2:12 PM

Backlog Trend Report for Request Type - All Request Types



ScribOrder - Student Record Requests

In January, 282 student records requests were received. The following is our total transaction amount for the month of January.

Total CC Transaction Amount	\$1,890
Scribbles Handling	\$1,020
ScribTransfer Subscription	\$50.00
Credit Card Fees	\$115
Total Client Amount	\$820

Order Data Charts

Saved Reports

Submitted Today

Submitted This Week

Submitted This Month

Owner

Any

Date Range

Time Submitted

Begin

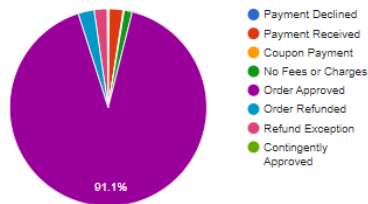
2024-01-01

End

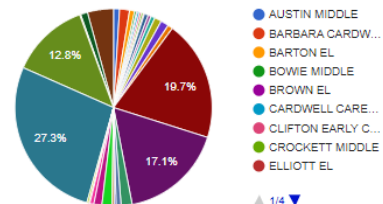
2024-01-31

Run Report

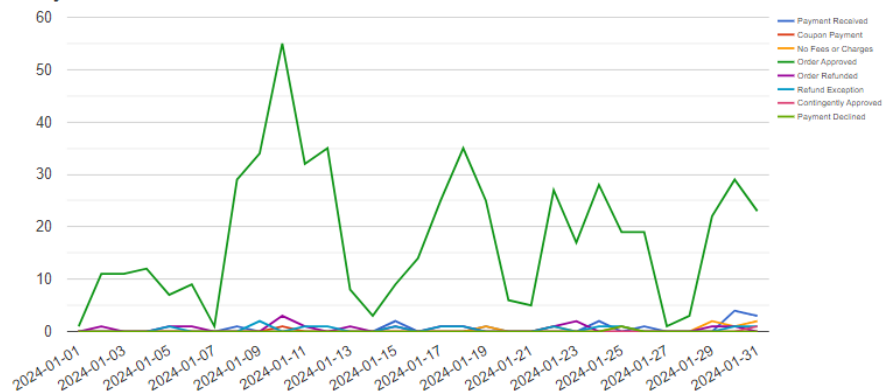
Overall StatusQ



Overall DistributionQ



Status By Date Q

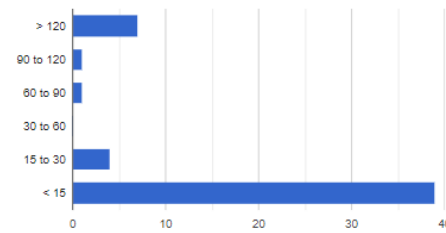


Aging Report

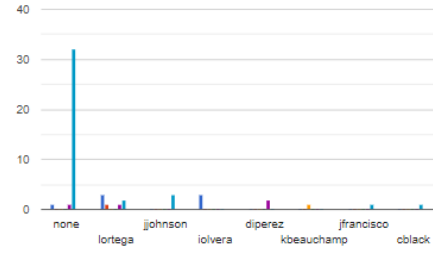
Assigned User

- No User Assigned
-
-
-
- acasas
- acastro
- administrator
- ahernandez
- alopez-coronado
- anaguirre

Overall AgingQ



Aging By UserQ



Print Shop - Orders

We received and processed 67 print requests for January; 45,126 B/W & 27,830 Color pages printed. Total billed out (JV) \$8,119 for print services.

Mail Center – Pieces and Postage

In January, we processed 8,015 pieces of mail for US Postage at a cost of \$5,321.65. We processed 9 packages for \$182.24. We continue to process interoffice mail daily.

SchoolDude – Document and Record Management Work Orders

In January, we received 198 total requests.

Craft Comparisons



- Document Management \$2.00 (Last Month)
- Internal Delivery \$366.00 (Last Month)
- Records Management \$38.00 (Last Month)

Summary of Expenditures by Craft

Custom Period (01/01/2024 - 01/31/2024)

Craft	Labor Hrs	Labor Costs	Material Costs	Sales Tax	Total Costs	WO Count	% of Work (Count)	Avg Hours Per WO	Avg Cost Per WO
Document Management	.08	\$2.00	\$0.00	\$0.00	\$2.00	1.00	0.51%	.08	\$2.00
Internal Delivery	14.4	\$358.00	\$0.00	\$0.00	\$358.00	180.00	90.91%	.08	\$1.99
Records Management	1.36	\$34.00	\$0.00	\$0.00	\$34.00	17.00	8.59%	.08	\$2.00
Grand Totals	15.84	\$394.00	\$0.00	\$0.00	\$394.00	198.00	100.00%	.08	\$1.99

Maintenance – The Maintenance Department completed 957 work orders. The department maintains critical infrastructure in the following areas: Bond Replacement Systems, Electrical, HVAC, Plumbing, Preventive Maintenance, Fire Safety Equipment, Kitchen Equipment, Elevators, Public Address Systems, Carpentry, Roofing, Painting, and Locks and Keys.

The Grounds Section & Regulatory Compliance, IPM and Safety –The Grounds Department completed 166 work orders. The department maintains outside grounds of district facilities, athletic fields, 191-vehicle maintenance fleet, landscaping equipment, pest, asbestos, and safety.

Operations – The Custodial Department completed 368 work orders. The work performed in our department could range from moving furniture, disinfecting, light maintenance, or any other needs at the campus level.

Warehouse – Routine Custodial, Food Service, Health Services, and Maintenance Orders for the month of January total 590 orders posted in MUNIS and School Dude.

- 96% average delivery time in one week.
- For Delivery, Warehouse, and Surplus Crafts the warehouse completed 132 School Dude work orders. For Internal Delivery and Records Management Crafts the warehouse completed 212 School Dude work orders. The warehouse completed 232 MUNIS pick tickets. Total completed work orders and pick tickets for January are 590.
- Surplus Warehouse processed three auctions in January that brought in \$37,895.00.