

IRVING INDEPENDENT SCHOOL DISTRICT

Regular - BOARD OF TRUSTEES  
7:00 PM

VIA Video Conference  
2621 West Airport Freeway  
Irving, TX 75062  
Monday, June 29, 2020

**A G E N D A**

**I. CALL TO ORDER FOR 7:00 P.M. REGULAR BOARD MEETING**

**II. FIRST ORDER OF BUSINESS**

A. Announcement by the chairperson whether a quorum is present, and that the meeting has been duly called, and that notice of the meeting has been posted in accordance with the Texas open Meetings Act, Texas Government Code Chapter 551.

B. Invocation

C. Pledge of Allegiance to the American and Texas Flags (Trustees)

D. Public Comment

Individuals wishing to address the Board on agenda items or make comments regarding issues not on the agenda will be heard at this time.

A. Non-Agenda Related Topics

B. Agenda Related Topics

**III. ACTION ITEMS**

A. Consider Approval of Consent Agenda Items

- |   |    |
|---|----|
| 1. Consider Approval of Minutes of Board Work Session on Monday, May 18, 2020, and Regular Board Meeting on Tuesday, May 26, 2020 (M. Hernandez)          | 4  |
| 2. Consider Approval of Financial Statement for April 2020 (R. Randle)  | 11 |
| 3. Consider Approval of Resolution and Order No. 19-20-20 Authorizing June Amendment to the 2019-2020 Budget and Declaration of Surplus Funds (R. Randle) | 36 |
| 4. Consider Approval of Resolution and Order No. 19-20-21 Approving Supplements to Irving ISD Tax Rolls (R. Randle)                                       | 49 |

|  |     |
|--|-----|
| 5. Consider Approval of Agreement with Head Start of Greater Dallas (I. Little/A. Smith)   | 92  |
| 6. Consider Approval of Resolution No. 19-20-09 Authorizing Interlocal Agreement with the City of Irving to Provide Ambulance Services for Varsity Football Games. (C. Roddy/L. Campbell)  | 112 |
| 7. Consider Approval of the 2020-2021 Irving ISD Student Code of Conduct (T. Cyprian/ L. Campbell)   | 122 |
| 8. Consider Approval of HB3 Early Literacy Goals (K-3rd Math and Reading) and CCMR Goals (J. Miller/T. Brown)  | 184 |
| 9. Consider Approval of Submission to the Texas Education Agency of a Request for Waiver to Use an Alternate Kindergarten and 7th Grade Reading Instrument Due to Circumstances Related to COVID-19 for the 2020-2021 School Year (C. Trotter) | 185 |
| 10. Consider Approval of Submission to the Texas Education Agency of a Request for Waiver of Required Early Notice of Students at Risk of Failure (COVID-19 Disruptions) School Year (C. Trotter)  | 189 |
| 11. Consider Approval of Irving Independent School District Regional Day School Program for the Deaf (RDSPD) 2020-2021 Shared Services Arrangement Agreement (C. Jaidr/M. Edwards-Scott)   | 192 |
| 12. Consider Approval of Item No. 2020-33 Approving the Award of Request for Quote (RFQ) #20-72-908 for the Purchase and Installation of Dell EMC Equipment (A. McQuarters/J. Pilgrim)   | 210 |
| 13. Consider Approval of Item No. 2020-34 Approving the Award of Request for Competitive Sealed Proposals (RFCSP) #20-62-914 for Roof Repair at Elliott Elementary School and Execute the Construction Agreement (J. Scrivner/J. Pilgrim)      | 214 |
| 14. Consider Acceptance of Gifts and Donations to the District (G. Micinski)   | 236 |

**IV. OTHER BUSINESS**

**A. Written Reports**

1. Division Reports

a. Business Services 239

b. Human Resources

c. Support Services 251

**B. Announcements**

1. Administration

- a. Superintendent Announcement(s)
- 2. Board of Trustees
  - a. Individual Trustee Report IISD on Student Activity Event.

V. **EXECUTIVE SESSION**

- A. Section 551.071 - To seek the advice of the Board's attorney about:
  - 1. Pending or Contemplated Litigation, Settlement Offer, or Matter Under Investigation
  - 2. A Matter in Which the Professional Duty of the Attorney to the Board Conflicts with the Applicable Provisions of the Texas Open Meetings Act.
- B. Section 551.072 - To deliberate the purchase, exchange, sale, lease or value of real property if such deliberation in open session would have a detrimental effect on the Board's position in negotiations with a third party.
- C. Section 551.074 - To deliberate the appointment, employment, resignation, evaluation, reassignment, proposed nonrenewals, termination, duties, discipline, or dismissal of a public officer or employee; or to hear a complaint or charge against an officer or employee.

VI. **RECONVENE** from Closed Meeting for Action Relative to Items Covered in Such Meeting.

- A. Consider Action by the Board Related to Pending or Contemplated Litigation, Settlement Offer, or Matter Under Investigation
- B. Consider Action by the Board on Purchase, Exchange, Lease or Sale of Real Property
- C. Consider Action Regarding Public Officer(s) or Employee(s) Considered in Executive Session as Authorized by Section 551.074, Texas Government Code

VII. **ADJOURNMENT**



**CONSENT AGENDA ITEM**  
6/29/2020

**TOPIC:**

Consider Approval of Minutes of Board Work Session on Monday, May 18, 2020 and Regular Board meeting on Tuesday, May 26, 2020.

**SUBMITTED BY:** Magda Hernandez, Superintendent

**BACKGROUND:**

The Irving Independent School District Board of Trustees held a Board Work Session on Monday, May 18, 2020 and Regular Board meeting on Tuesday, May 26, 2020. The minutes of each said meeting are hereby presented to the Board for review and approval.

**ADMINISTRATIVE RECOMMENDATION:**

Approve Minutes of Board Work Session on Monday, May 18, 2020 and Regular Board meeting on Tuesday, May 26, 2020.

**RECOMMENDED BOARD MOTION:**

I move for Board approval of the minutes of Board Work Session on Monday, May 18, 2020 and Regular Board meeting on Tuesday, May 26, 2020.

Additional Agenda Sheets Attached:  Yes  No

Attachments:

- Minutes of Board Work Session on Monday, May 18, 2020
- Minutes of Regular Board Meeting on Monday, May 26, 2020

## AGENDA SHEET

**Meeting Date:**6/29/2020

**Topic:** Consider Approval of Minutes of Board Work Session on Monday, May 18, 2020 and Regular Board meeting on Tuesday, May 26, 2020.

**IRVING INDEPENDENT SCHOOL DISTRICT  
WORK SESSION - BOARD OF TRUSTEES  
6:30 P.M.  
2621 W. Airport Freeway, Irving, Texas, 75062  
Monday, May 18, 2020**

Call to Order The work session was called to order by President A.D. Jenkins at 6:30 p.m.

MEMBERS A.D. Jenkins, President

PRESENT: Nell Anne Hunt, Vice President

Randy Randle, Secretary

Tony Grimes

Nuzhat Hye

Dr. Rosemary Robbins

ABSENT: Pamela Campbell

ALSO Magda Hernandez, Superintendent

PRESENT: Dr. Juan Carlo Martinez, Chief of Administrative Services

Dr. Jackie Gorena, Chief Academic Officer

Dr. Andre Smith, Chief of Schools

Gary Micinski, Chief Financial Officer

Alvin McQuarters, Chief of Technology and Innovation

Curtis Mauricio, Assistant Chief of Middle Schools

Dr. Lance Campbell, Assistant Chief of High Schools

David Bungler, Legal Counsel

Dr. Nicole Mansell, Chief of Marketing and  
Communications

Dr. Whit Johnstone, Executive Director of Planning,  
Evaluation and Research

Dr. Jeannine Porter, Chief of Employee Services

Fernando Natividad, Assistant Chief of State and Federal  
Programs & Compliance

Olga Rosenberger, Director Food & Nutrition Services

Jim Scrivner, Executive Director of Facilities and School  
Support Services

Julie Miller, Executive Director of Curriculum and  
Instruction

Jerome Pilgrim, Director of Purchasing

Amy Reyes, Director of Benefits

Shane Smith, Director of Tech Services

Monica Smith, Director of Data Governance

Ernest Rivera, Special Assistant to the Deputy  
Superintendent

Gayla Lawrence, Director of Fine Arts

Dr. Shannon Cole, Director of Professional Services

Dr. Sandy Cravens, Coordinator PK-12 PE/Health

Clint Roddy, Athletic Director

Dr. Tracy Brown, Director of Guidance, Counseling and  
College Readiness

Karen Edwards, Executive Assistant

Review of Draft  
HB3 Early Literacy  
Goals (K-3<sup>rd</sup> Math  
and Reading) and  
CCMR Goals

Julie Miller, Director of Curriculum and Instruction gave a presentation on the requirements contained in House Bill 3, explaining that boards must set specific annual reading and mathematics performance goals for PK-3<sup>rd</sup> grades. In addition, boards must set specific annual goals for College, Career, and Military Readiness (CCMR). Each campus must then set campus goals to support the achievement of the district goals. At the campus and district level, goals must be monitored regularly with progress monitoring posted on campus district websites and discussed in public board meeting.

Receive the 2019-  
2020 Annual  
School Health  
Advisory Council  
Report

Gayla Lawrence, Director of Performing Arts presented the 2019-2020 Annual School Health Advisory Council Report to the Irving ISD Board of Trustees. An annual update is required by Senate Bill 283. This report details the activities of the School Health Advisory Council during the 2019-2020 school year, as well as meeting dates and support of district initiatives that impact student health and wellness. It also contains a list of SHAC members for the next year.

Discuss Items on  
May 26, 2020  
Regular Board  
Meeting Agenda

Discussion took place on the May 26, 2020, Regular Meeting Agenda matters.

The work session adjourned at approximately 7:50 p.m.

**IRVING INDEPENDENT SCHOOL DISTRICT  
REGULAR MEETING - BOARD OF TRUSTEES  
7:00 P.M.  
2621 W. Airport Freeway, Irving, Texas, 75062  
Monday, May 26, 2020**

Call to Order  
Regular Meeting

The meeting was called to order by President A.D. Jenkins at 7:00 p.m. He announced that a quorum was present and that the meeting had been duly called, and that notice of the meeting had been posted in accordance with the Texas Open Meetings Act, Texas Government Code Chapter 551.

**MEMBERS** A.D. Jenkins, President  
**PRESENT:** Nell Anne Hunt, Vice President  
Randy Randle, Secretary  
Tony Grimes  
Nuzhat Hye  
Dr. Rosemary Robbins

**ABSENT:** Pamela Campbell

**ALSO** Magda Hernandez, Superintendent  
**PRESENT:** Dr. Juan Carlos Martinez, Deputy Superintendent  
Dr. Jackie Gorena, Chief Academic Officer  
Dr. Andre Smith, Chief of Schools  
Gary Micinski, Chief Financial Officer  
Alvin McQuarters, Chief of Technology and Innovation  
Dave Bunger, Legal Counsel  
Dr. Nicole Mansell, Chief of Marketing and Communications  
Dr. Lance Campbell, Assistant Chief of Middle Schools and Student Services  
Dr. Jeannine Porter, Chief of Employee Services  
Shawn Blessing, Director of Signature Studies  
Deeadra Brown, Principal MacArthur High School  
Olga Rosenberger, Director of Food and Nutrition Services  
Ahna Gomez, Principal Irving High School  
Francisco Miranda, Crockett Middle School  
Fernando Natividad, Assistant Chief of Finance and Federal Programs  
Dr. Shannon Cole, Director of Professional Learning  
Amy Reyes, Director of Compensation, Benefits & HR Systems  
Toni McLaughlin, Bowie Middle School  
Oliver Wong, Bowie Middle School  
Debbie Burton, Guest Educator  
Melanie Kibodeaux, Principal Singley Academy  
Karen Edwards, Executive Assistant

**VISITORS:** None

Invocation was given by Pastor Norris McGill, Antioch Christian Church

The pledges to the flags were led by Mr. Randy Randle.

Recognition of  
Teacher of the  
Month

Ms. Nell Anne Hunt recognized Oliver Wong, Bowie Middle School, 8<sup>th</sup> Grade Algebra 1/Geometry Teacher, as Teacher of the Month.

Recognition of  
Employee of the  
Month

Mr. Tony Grimes recognized Toni McLaughlin, Campus Secretary, as Employee of the Month.

Recognition of  
Guest Educator of  
the Month

Dr. Rosemary Robbins recognized Debbie Burton, as Guest Educator (part-time tutor) Townley Elementary as Guest Educator of the Month.

Special  
Recognitions

The Board recognized the following:

- Recognition of School of Aviation Students from Irving High School – State Winners
- Recognition of Career and Technical Education Student Organization (CTSO) – State Winners
- Recognition of Nimitz High School of Environmental Entrepreneurship and Heart of the Arts & State Recognition

Public Comment      None

Motion re Consent  
Agenda

Motion was made by Dr. Rosemary Robbins, seconded by Tony Grimes, to approve the Consent Agenda as follows:

1. Approval of Minutes of Board Work Session on Monday, April 27, 2020, and Regular Board Meeting on Monday, April 27, 2020
2. Approval of Financial Statement for March 2020
3. Approval of Resolution and Order No. 19-20-18 Authorizing May Amendment to the 2019-2020 Budget
4. Approval of Resolution and Order No. 19-20-19 Approving Supplements to Irving ISD Tax Rolls
5. Approval of Renewal of Staff Development Minutes Waiver for 2020-2021, 2021-2022, and 2022-2023 School Years
6. Approval of Submission to the Texas Education Agency of a Missed School Days Waiver for the 2019-2020 School Year Due to COVID-19 Closure and the Superintendent's Attestation of Instructional Continuity While Closed
7. Approval of a Request for the Texas Education Agency's CPR Requirement Waiver Due to COVID-19
8. Approval of Following the UIL's Amendment to the Constitution and Contest Rules for Sections 1205 and 1478 Due to COVID 19
9. Approval of Item No. 2020-26, Approving the Renewal of Award for Request for Proposals (RFP) #17-52-916 for the Purchase of Milk and Dairy Products and #17-54-916 for the Purchase of Bread Products
10. Approval of Item No. 2020-27 Approving the Award of Request for Proposal (RFP) #20-30-914 for the Purchase of Small Kitchen Equipment
11. Approval of Item No. 2020-28 Approving the Renewal of Award of Request for Proposal (RFP) #18-47-914 for Waste Collection and Recycling Services
12. Approval of Item No. 2020-29 Approving the Renewal of Award of Request for Proposal (RFP) #17-91-914 for the Purchase of Plumbing Services
13. Approval of Item No. 2020-30, Approving the Renewal of Award for Request for Qualifications (RFQ) #17-64-739 for the Purchase of Architectural and Engineering Services
14. Approval of Item No. 2020-31 Approving the Renewal of Award of Request for Proposal (RFP) #18-20-872A and RFP # 18-21-872A for the Purchase of Professional Development Consulting Services,

Authors, Speakers, and Presenters

15. Approval of Item No. 2020-32 Approving the Expenditure of Funds for the Purchase of Chromebooks and Related Services and Delegate Authority to the Superintendent or her Designee to Approve Awards of Solicitations and Execute Contracts as Necessary to Support District Staff and Students 1:1 Device Initiative
16. Approval of 2020-2021 District Monthly TRS ActiveCare Contribution
17. Acceptance of Gifts and Donations to the District

Motion passed 6-0 – 1 absence – Pamela Campbell

Motion re Approval of First and Final Reading of Proposed Revisions to the Local Policies as Applicable to TASB Updates 114: DEA (Local) Compensation and Benefits - Compensation Plan

Administration recommended approval of the first and final reading of proposed revisions to the local policies as applicable to TASB Updates 114: DEA (Local) compensation and benefits - compensation plan.

Motion was made by Randy Randle, seconded by Nell Anne Hunt, to approve first and final reading of proposed revisions to the local policies as applicable to TASB Updates 114.

Motion passed 6-0 – 1 absence – Pamela Campbell

Motion re Approval of Second Reading of Proposed Revisions to the Local Policies as Applicable Per TASB Updates 114: DEC (LOCAL) Compensation and Benefits – Leave and Absences; CDA (LOCAL) – Other Revenues – Investments; FDE (LOCAL) Admissions – School Safety Transfer

Administration recommended approval of second reading of proposed revisions to the local policies as applicable per TASB updates 114: DEC (LOCAL) Compensation and Benefits – Leave and Absences; CDA (LOCAL) – other revenues – investments; FDE (LOCAL) admissions – school safety transfer.

Motion was made by Nell Anne Hunt, and seconded by Randy Randle to approve the second reading of proposed revisions to the local policies as applicable per TASB updates 114.

Motion passed 6-0 – 1 absence – Pamela Campbell

Announcements Administration

Superintendent Hernandez's announcements included the 43 retirees, special heartfelt thank you to Trustee Hye and Dr. Raed Omar Sbeit and the entire Muslim community for proving lunch for our Irving ISD staff, and graduation celebration at the new Globe Life Field in Arlington.

Announcements Board

Trustees announced their attendance at district and other events, which included congratulations to the retirees, appreciation for staff, Iftar Dinner, thanks to parents for helping students at home.

There being no further business, the meeting was adjourned at approximately 7:38 p.m.



**CONSENT AGENDA ITEM  
6/29/2020**

**TOPIC:** Consider Approval of Financial Statement for April 2020

**SUBMITTED BY:** Gary Micinski, Chief Financial Officer

**BACKGROUND:** The monthly preparation of the financial statements is to provide information about the financial position, performance, and changes in financial position of the District, which can be useful to the Board of Trustees, management, and other stakeholders in making economic decisions.

**ADMINISTRATIVE RECOMMENDATION:** The Administration recommends that the Board approve the Financial Statement for April 2020

**RECOMMENDED BOARD MOTION:** I move the Board approve the Financial Statement for April 2020.

**Attachments:**

1. Financial Statement for April 2020 Summary Memo
2. Graphic Presentation of Expenditures and Fund Balance
3. Expenditures and Revenue Report for All Funds
4. Balance Sheet Reports for General Operating, Food Service and Debt Service Funds

Date: June 29, 2020  
To: Gary Micinski, Chief Financial Officer  
From: Steve Franks, Director of Business Operations  
Subject: Financial Statements for April 2020

---

## General Operating Fund

### Revenue:

Total revenue and other sources for the General Operating Fund through April were \$267,721,198 or 78.7% of budget, compared to \$271,023,489 or 77.9% of budget last year, a decrease of \$3,302,291 or 1.2%. The net decrease in total revenue and other sources was attributed to the following items:

- State revenue including per capita and foundation receipts totaled \$115,627,420 compared to \$99,120,207 last year, an increase of \$16,507,213 or 16.7%. We will<sup>12</sup> continue to monitor the impact of House Bill 3 on state revenue funding and its relationship to property tax collections throughout the fiscal year.
- Tax and tax-related collections were \$144,320,176, compared to \$141,278,345 last year, an increase of \$3,041,831 or 2.2%.
- The Tax Increment Financing (TIF) Fund with the City of Irving ended in the 2018-2019 fiscal year. As a result, there were no TIF taxes collected through April compared to \$11,594,675 last year, a decrease of \$11,594,675 or 100.0%.

### Expenditures:

Total expenditures and other uses for the General Operating Fund through April were \$204,200,032 or 60.0% of budget, compared to \$232,479,775 or 63.3% of budget last year, a decrease of \$28,279,743 or 12.2%. The decrease in total expenditures was attributed to the following items:

- In the prior fiscal year, an interfund transfer out to the Debt Service Fund for \$16,800,000 had occurred. Based on an assessment of surplus funds, an interfund transfer out to the Debt Service Fund will occur in the current year in May or June.
- The Tax Increment Financing (TIF) Fund with the City of Irving ended in the 2018-2019 fiscal year. As a result, there were no TIF tax payments to the City of Irving through April compared to \$11,594,675 last year, a decrease of \$11,594,675 or 100.0%.

## Food Service Fund

### Revenue:

Total revenue and other sources for the Food Service Fund through April were \$17,956,034 or 72.9% of budget compared to \$18,511,084 or 80.3% of budget last year, a decrease of \$555,050 or 3.0%. The decrease in total revenue was attributed to the decrease of meals served through April due to the Covid-19 shutdown.

### Expenditures:

Total expenditures and other uses for the Food Service Fund through April were \$15,363,014 or 54.1% of budget compared to \$13,623,074 or 49.3% of budget last year which represents an increase of \$1,739,940 or 12.8%. The increase in total expenditures was attributed to the following items:

- Starting in April due to Covid-19 there was an increase in food and packaging costs due to the transition from cafeteria food service operation to a carryout meal food service operation.
- Also, the increase in total expenditures was attributed to the increase in payroll costs and meals served through February.

## **Debt Service Fund**

### Revenue:

The significant difference in total revenue and other sources for the Debt Service Fund through April when compared to total revenue and other sources through the same period<sup>3</sup> of the previous year is the result of the refunding bonds that occurred in November 2019 of the current year compared to no bond refunding activity in the prior year.

### Expenditures:

The significant difference in total expenditures and other uses for the Debt Service Fund through April when compared to total expenditures and other uses through the same period of the previous year is the result of the refunding bonds that occurred in November 2019 of the current year compared to no bond refunding activity in the prior year.

## **Special Revenue Funds**

Special Revenue Funds are used to account for the proceeds of special revenue sources (other than tax assessments, major capital projects, etc.) that are legally restricted to expenditures for specified purposes, such as special education grants.

### Revenue:

The decrease of \$915,249 in total revenue and other sources for the Special Revenue Funds through April when compared to total revenue and other sources through the same period of the previous year was the result of the timing of the state and federal reimbursements received from Texas Education Agency. In June 2020, the current year to date revenue should increase to be more consistent when compared to total revenue and other sources through the same period of the previous year.

### Expenditures:

There was no significant difference in total expenditures and other uses for the Special Revenue Funds through April when compared to total expenditures and other uses through the same period of the previous year.

## Capital Projects Funds

### Revenue:

There was no significant difference in total revenue and other sources for the Capital Projects Funds through April when compared to total revenue and other sources through the same period of the previous year.

### Expenditures:

There was no significant difference in total expenditures and other uses for the Capital Projects Funds through April when compared to total expenditures and other uses through the same period of the previous year.

## Proprietary Funds

Irving ISD maintains the following Internal Service Funds: Workers' Compensation, Unemployment, Science Refurbishment, and Print Shop Service Center.

14

### Revenue:

Total revenue and other sources for the Internal Service Funds through April were \$1,160,549 or 77.7% of budget compared to \$1,411,742 or 78.9% of budget last year which represents a decrease of \$251,194 or 17.8%. The decrease in total revenue and other sources was attributed to the following item:

- The Vending Enterprise Fund closed at the end of the prior fiscal year. In the prior year vending revenue was \$210,312 through April compared to no revenue through the same period in the current year.
- Print Shop revenue was \$53,676, compared to \$71,384 last year, a decrease of \$17,708 or 24.8%.

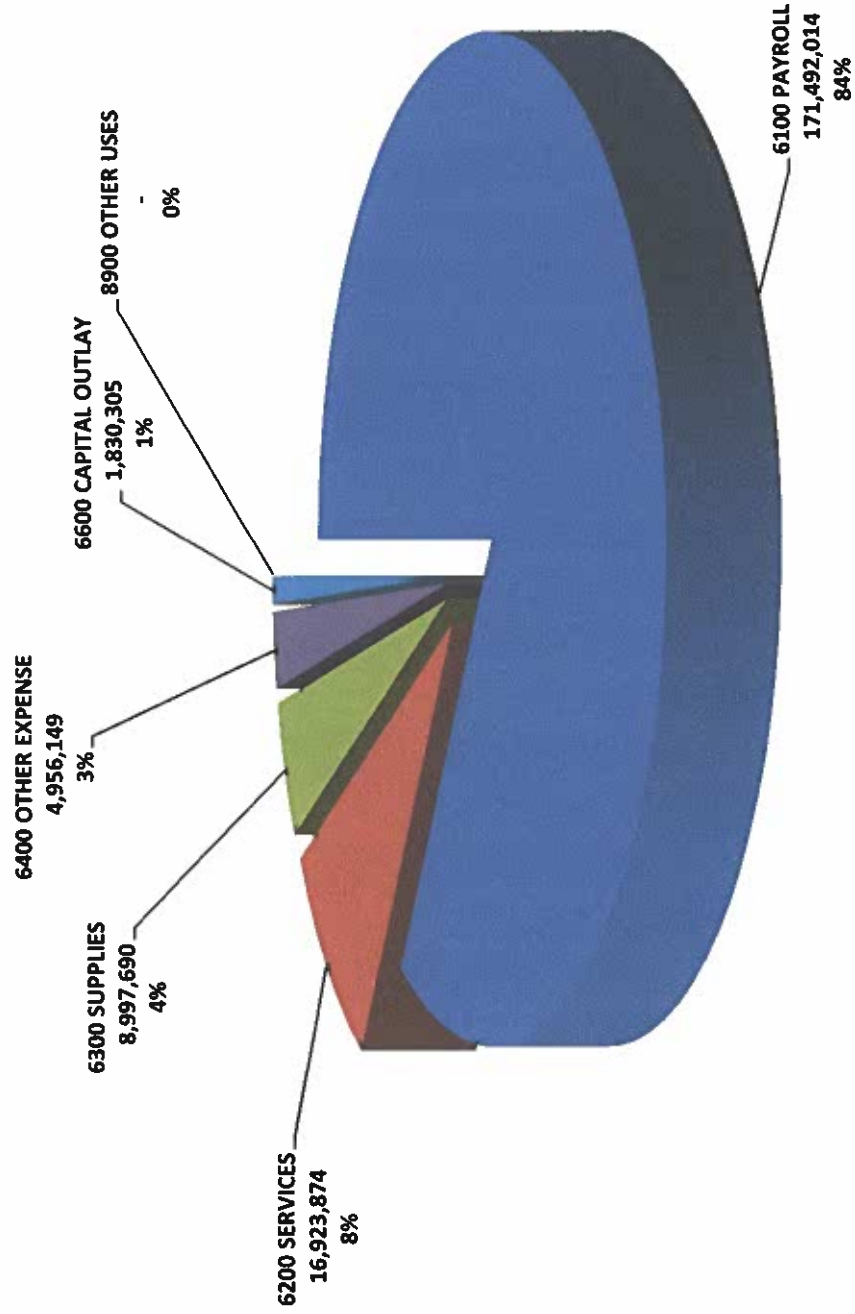
### Expenditures:

Total expenditures for the Internal Service Funds through April were \$753,526 or 29.9% of budget, compared to \$1,362,633 or 48.4% of budget last year which represents a decrease of \$609,107 or 44.7%. The decrease in total expenditures was attributed to the following items:

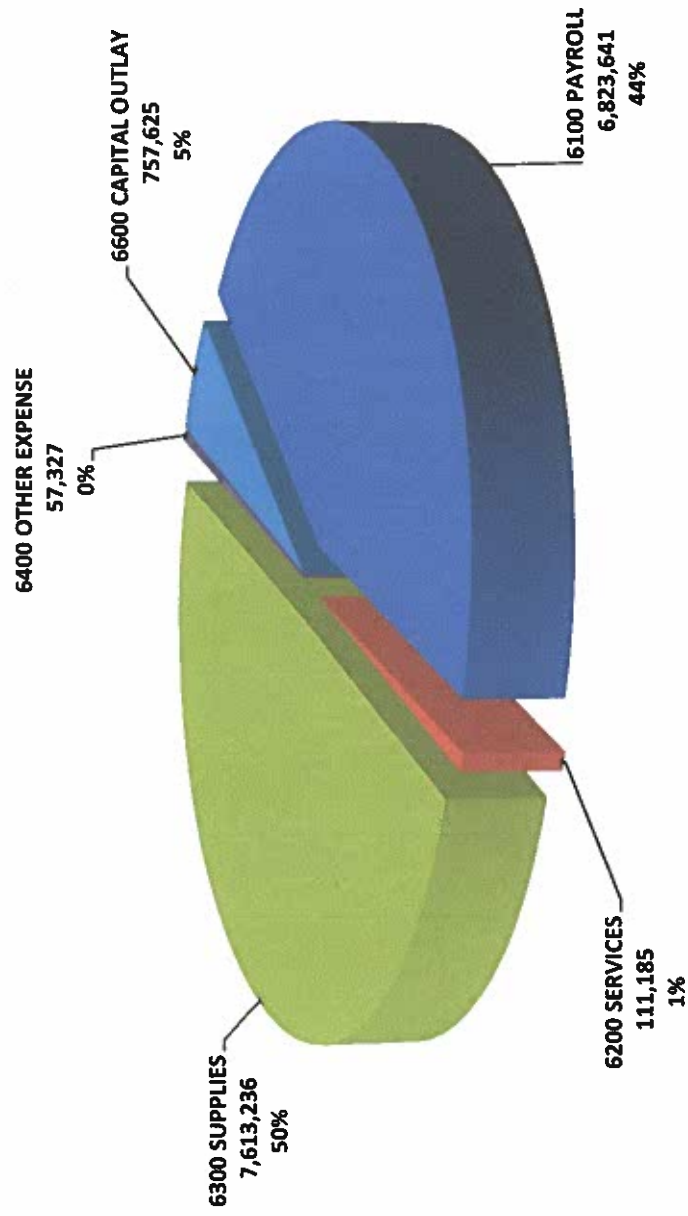
- Workers' compensation claims and other expenses decreased by \$368,738 or 65.4% compared to the previous year.
- The Vending Enterprise Fund closed at the end of the prior fiscal year. In the prior year vending expenditures were \$229,853 through April compared to no expenditures through the same period in the current year.

As of April 30, 2020, total net assets for all Internal Service Funds were \$1,555,926; however, the Print Shop and Science Refurbishment Internal Service Funds have a negative net asset position.

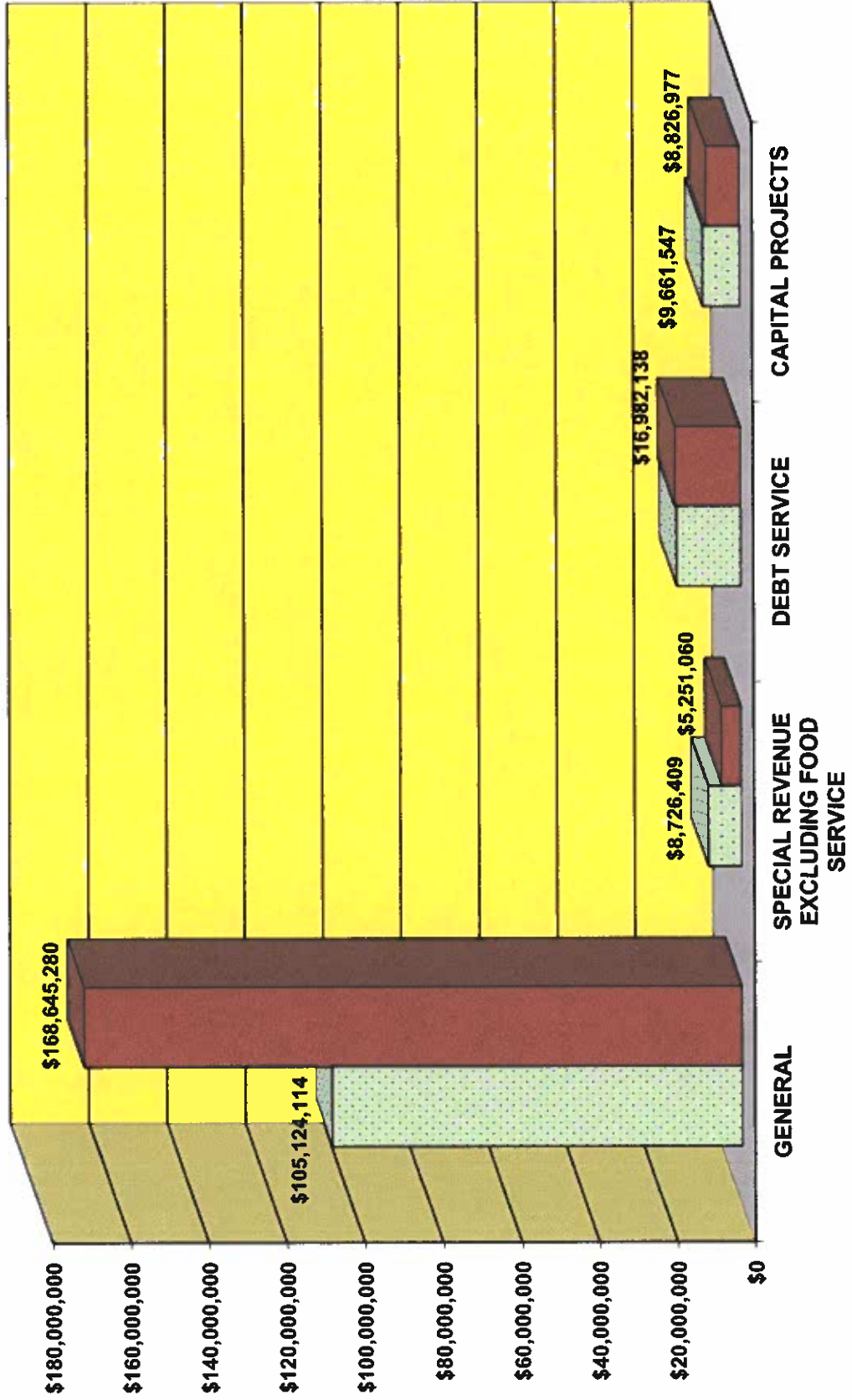
# General Operating Fund YTD Actual Expenditures April 30, 2020



# Food Service Fund YTD Actual Expenditures April 30, 2020

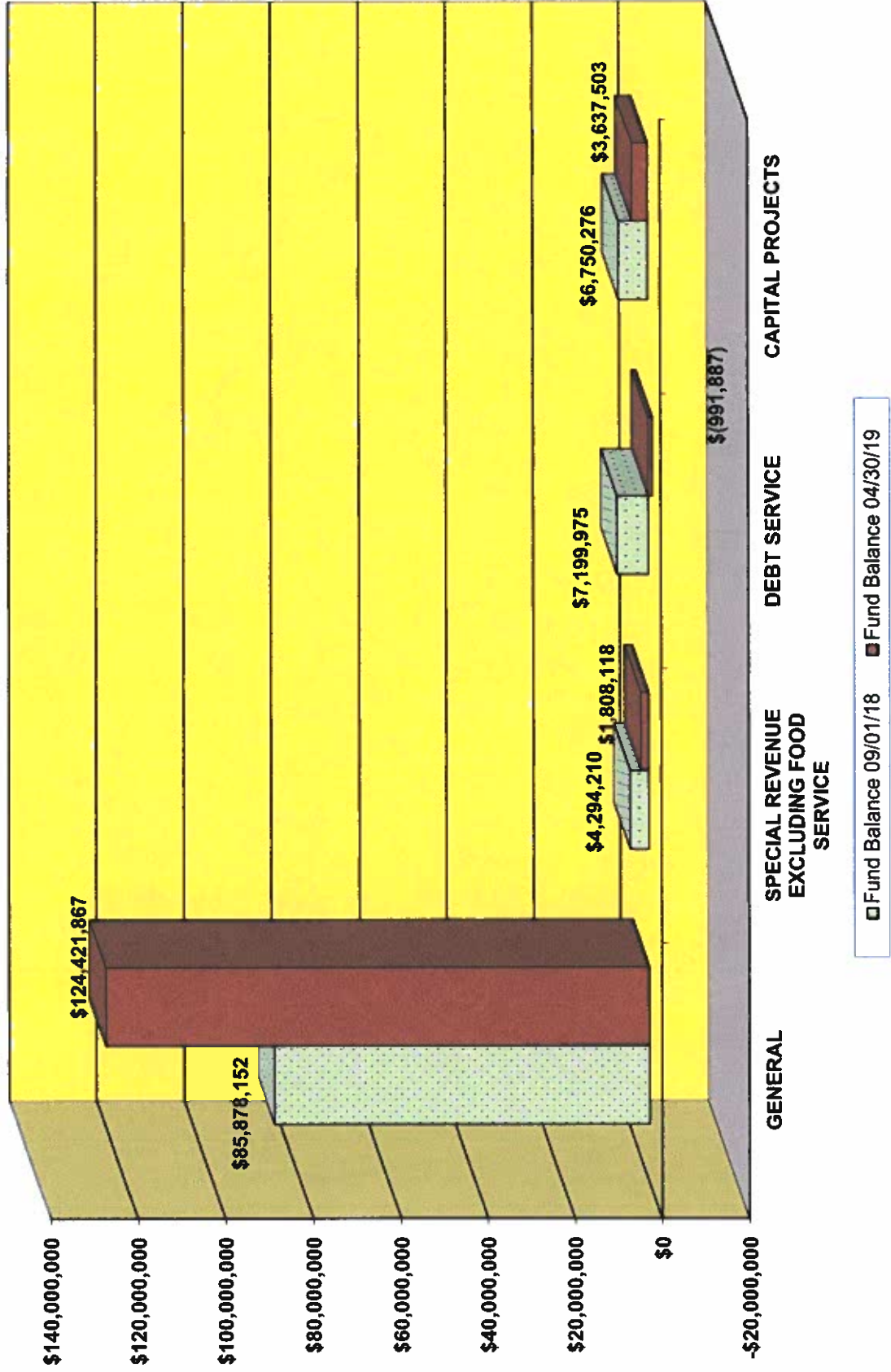


# Comparative Fund Balances April 30, 2020



Fund Balance 09/01/19
  Fund Balance 04/30/20

# Comparative Fund Balances April 30, 2019



IRVING INDEPENDENT SCHOOL DISTRICT  
COMPARISON OF GENERAL OPERATING BUDGET & ACTUAL  
April 30, 2020

|   | CURRENT YEAR             |             |        |            | PRIOR YEAR               |             |
|---|--------------------------|-------------|--------|------------|--------------------------|-------------|
|   | 09/01/2019 to 04/30/2020 |             | 04/20  |            | 09/01/2018 to 04/30/2019 |             |
|   | BUDGET                   | ACTUAL      | %YTD   | MTD        | BUDGET                   | ACTUAL      |
| <b>REVENUE</b>                                      |                          |             |        |            |                          |             |
| <b>LOCAL RESOURCES:</b>                             |                          |             |        |            |                          |             |
| 5711 TAXES CURRENT YEAR                             | 143,312,706              | 143,016,168 | 99.8%  | 425,190    | 296,538                  | 139,699,828 |
| 5712 DELINQUENT TAXES                               | 720,164                  | 311,931     | 43.3%  | (27,549)   | 408,233                  | 353,968     |
| 5719 OTHER TAX RELATED REVENUE                      | 500,000                  | 992,077     | 198.4% | 69,196     | (492,077)                | 1,224,549   |
| TOTAL TAXES   | 144,532,870              | 144,320,176 | 99.9%  | 466,837    | 212,694                  | 141,278,345 |
| 5735 SUMMER SCHOOL                                  | 50,000                   | 500         | 1.0%   | -          | 49,500                   | 650         |
| 5738 PARKING FEES                                   | 5,000                    | 4,420       | 88.4%  | -          | 13,600                   | 5,503       |
| 5739 OTHER TUITION AND FEES                         | 350,000                  | 300,343     | 85.8%  | (476)      | 730,000                  | 332,764     |
| 5742 INVESTMENT EARNINGS                            | 1,000,000                | 1,788,772   | 178.9% | 115,863    | (788,772)                | 2,838,896   |
| 5743 RENTAL OF FACILITIES                           | 200,000                  | 67,378      | 33.7%  | (3,558)    | 132,622                  | 155,825     |
| 5744 GIFTS AND BEQUESTS                             | 221,576                  | 160,836     | 72.6%  | (12,225)   | 282,947                  | 146,827     |
| 5745 NET INSURANCE RECOVERY                         | -                        | 203,664     | -      | -          | (203,664)                | 8,819       |
| 5746 TIF TAXES COLLECTED                            | -                        | -           | -      | -          | -                        | 15,097,910  |
| 5749 MISCELLANEOUS REVENUE                          | 249,184                  | 515,726     | 207.0% | 31,228     | (266,542)                | 11,594,675  |
| 5752 ATHLETIC                                       | 261,000                  | 219,272     | 84.0%  | 4,755      | 41,728                   | 498,873     |
| 5755 ACTIVITY FUND RECEIPTS                         | 1,589,585                | 877,679     | 55.2%  | 4,755      | 711,906                  | 231,270     |
| 5766 CONCURRENT ENROLLMENT                          | 25,000                   | 79,000      | 316.0% | -          | (54,000)                 | 1,087,494   |
| 5767 IRVING SCHOOL FOUNDATION                       | -                        | -           | -      | -          | (65,880)                 | -           |
| 5769 REVENUE FROM INTERMEDIATE                      | 150,000                  | 215,880     | 143.9% | 42,098     | (332,126)                | 8,998,141   |
| TOTAL OTHER LOCAL RESOURCES                         | 4,101,345                | 4,433,471   | 108.1% | 177,684    | (332,126)                | 25,899,736  |
| TOTAL LOCAL RESOURCES                               | 148,634,215              | 148,753,647 | 100.1% | 644,522    | (119,432)                | 167,178,081 |
| <b>STATE RESOURCES:</b>                             |                          |             |        |            |                          |             |
| 5811 PER CAPITA                                     | 7,894,020                | 4,252,067   | 53.9%  | 490,380    | 3,641,953                | 8,324,456   |
| 5812 FOUNDATION ENTITLEMENTS                        | 165,627,056              | 101,030,372 | 61.0%  | 12,282,063 | 64,596,684               | 82,351,886  |
| 5819 STATE  | -                        | -           | -      | -          | -                        | -           |
| 5829 TEA/NON-FOUNDATION REVENUE                     | -                        | -           | -      | -          | -                        | -           |
| 5831 STATE TRS ON-BEHALF                            | 12,962,813               | 10,344,981  | 79.8%  | 1,314,639  | 2,617,832                | 8,443,865   |
| TOTAL STATE RESOURCES                               | 186,483,889              | 115,627,420 | 62.0%  | 14,087,082 | 70,856,469               | 98,120,207  |
| <b>FEDERAL RESOURCES:</b>                           |                          |             |        |            |                          |             |
| 5929 FEDERAL REVENUE-TEA DISTR.                     | 350,000                  | 279,592     | 79.9%  | 59,682     | 70,408                   | 372,000     |
| 5931 SHARS REIMBURSEMENT                            | 3,800,000                | 2,618,462   | 68.9%  | 1,554,750  | 1,181,538                | 4,125,279   |
| 5946 BABS SUBSIDY                                   | 734,608                  | 193,252     | 26.3%  | -          | 541,356                  | 786,518     |
| 5949 ROTC   | 250,000                  | 215,698     | 86.3%  | 51,056     | 34,302                   | 307,000     |
| TOTAL FEDERAL RESOURCES                             | 5,134,608                | 3,307,004   | 64.4%  | 1,665,488  | 1,827,604                | 5,965,518   |
| <b>OTHER SOURCES:</b>                               |                          |             |        |            |                          |             |
| 7912 SALE OF FIXED ASSETS                           | -                        | 33,128      | -      | -          | (33,128)                 | 71,771      |
| 7915 INTERFUND TRANSFERS IN                         | -                        | -           | -      | -          | -                        | 65,000      |
| 7918 SPECIAL ITEMS                                  | -                        | -           | -      | -          | -                        | -           |
| 7919 EXTRAORDINARY ITEMS                            | -                        | -           | -      | -          | -                        | -           |
| TOTAL OTHER REVENUE SOURCES                         | -                        | 33,128      | -      | -          | (33,128)                 | 136,771     |
| <b>TOTAL GENERAL OPERATING REVENUE:</b>             | 340,252,712              | 267,721,198 | 78.7%  | 16,397,092 | 72,531,514               | 271,023,489 |
| <b>TOTAL GENERAL OPERATING BUDGET:</b>              | 340,252,712              |             |        |            |                          | 271,023,489 |
| <b>TOTAL GENERAL OPERATING BUDGET &amp; ACTUAL:</b> |                          |             |        |            |                          | 271,023,489 |

IRVING INDEPENDENT SCHOOL DISTRICT  
COMPARISON OF GENERAL OPERATING BUDGET & ACTUAL  
April 30, 2020

|   | CURRENT YEAR                |                |              |            | PRIOR YEAR                  |             |        |  |
|---|-----------------------------|----------------|--------------|------------|-----------------------------|-------------|--------|--|
|   | 09/01/2019 to<br>04/30/2020 |                | 04/20<br>MTD |            | 09/01/2018 to<br>04/30/2019 |             | YTD    |  |
|   | BUDGET                      | ACTUAL         | %YTD         | ACTUAL     | BUDGET                      | ACTUAL      | %YTD   |  |
| <b>EXPENDITURES</b>                     |                             |                |              |            |                             |             |        |  |
| <b>11 INSTRUCTION:</b>                  |                             |                |              |            |                             |             |        |  |
| 6100 PAYROLL                            | 185,207,847                 | 117,979,711    | 63.7%        | 14,386,731 | 176,065,106                 | 114,359,073 | 65.0%  |  |
| 6200 CONTRACTED SERVICES                | 2,003,153                   | 1,113,549      | 55.6%        | 126,842    | 2,517,292                   | 1,354,427   | 53.8%  |  |
| 6300 SUPPLIES                           | 13,296,723                  | 3,493,263      | 26.3%        | 75,025     | 5,314,169                   | 3,104,910   | 58.4%  |  |
| 6400 OTHER EXPENSE                      | 2,697,594                   | 1,428,186      | 52.9%        | 39,967     | 2,731,097                   | 1,689,405   | 61.9%  |  |
| 6600 CAPITAL OUTLAY                     | 50,255                      | 20,625         | 41.0%        | -          | 95,258                      | 6,645       | 7.0%   |  |
| TOTAL INSTRUCTION                       | 203,255,573                 | 124,035,334.52 | 61.0%        | 14,628,565 | 186,722,922                 | 120,514,459 | 64.5%  |  |
| <b>12 LIBRARY:</b>                      |                             |                |              |            |                             |             |        |  |
| 6100 PAYROLL                            | 4,332,073                   | 3,067,694      | 70.8%        | 366,854    | 4,594,350                   | 2,664,642   | 58.0%  |  |
| 6200 CONTRACTED SERVICES                | 61,870                      | 32,164         | 52.0%        | 60         | 38,578                      | 22,279      | 57.7%  |  |
| 6300 SUPPLIES                           | 1,194,593                   | 685,137        | 57.4%        | 5,377      | 1,007,951                   | 738,520     | 73.3%  |  |
| 6400 OTHER EXPENSE                      | 71,896                      | 20,770         | 28.9%        | (907)      | 55,312                      | 36,659      | 66.3%  |  |
| 6600 CAPITAL OUTLAY                     | 15,000                      | -              | 0.0%         | -          | 5,579                       | -           | 0.0%   |  |
| TOTAL LIBRARY                           | 5,675,432                   | 3,805,765      | 67.1%        | 371,384    | 5,701,770                   | 3,462,100   | 60.7%  |  |
| <b>13 STAFF DEVELOPMENT:</b>            |                             |                |              |            |                             |             |        |  |
| 6100 PAYROLL                            | 3,044,680                   | 2,092,296      | 68.7%        | 297,312    | 4,648,544                   | 2,541,039   | 54.7%  |  |
| 6200 CONTRACTED SERVICES                | 661,581                     | 365,395        | 55.2%        | 2,696      | 324,514                     | 50,200      | 15.5%  |  |
| 6300 SUPPLIES                           | 1,160,633                   | 907,003        | 78.1%        | -          | 1,248,166                   | 1,102,930   | 88.4%  |  |
| 6400 OTHER EXPENSE                      | 818,689                     | 372,805        | 45.5%        | 27,397     | 588,293                     | 322,597     | 54.8%  |  |
| 6600 CAPITAL OUTLAY                     | 68,000                      | -              | 0.0%         | -          | 55,000                      | -           | 0.0%   |  |
| TOTAL STAFF DEVELOPMENT                 | 5,753,583                   | 3,737,499      | 65.0%        | 327,405    | 6,864,518                   | 4,016,766   | 58.5%  |  |
| <b>21 INSTRUCTIONAL ADMINISTRATION:</b> |                             |                |              |            |                             |             |        |  |
| 6100 PAYROLL                            | 4,547,350                   | 3,288,391      | 72.3%        | 412,829    | 4,655,296                   | 2,777,519   | 59.7%  |  |
| 6200 CONTRACTED SERVICES                | 429,707                     | 198,945        | 46.3%        | 19,958     | 269,277                     | 96,089      | 35.7%  |  |
| 6300 SUPPLIES                           | 322,595                     | 196,936        | 61.0%        | 14,535     | 231,863                     | 120,971     | 52.2%  |  |
| 6400 OTHER EXPENSE                      | 266,882                     | 154,183        | 57.8%        | 5,486      | 252,741                     | 155,896     | 61.7%  |  |
| 6600 CAPITAL OUTLAY                     | 500                         | -              | 0.0%         | -          | 1,000                       | -           | 0.0%   |  |
| TOTAL INSTRUCTIONAL ADMINISTRATION      | 5,567,034                   | 3,838,454      | 68.9%        | 452,809    | 5,410,177                   | 3,150,475   | 58.2%  |  |
| <b>23 SCHOOL ADMINISTRATION:</b>        |                             |                |              |            |                             |             |        |  |
| 6100 PAYROLL                            | 20,772,343                  | 13,226,535     | 63.7%        | 1,618,790  | 19,905,267                  | 12,875,209  | 64.7%  |  |
| 6200 CONTRACTED SERVICES                | 106,898                     | 69,713         | 65.2%        | 2,641      | 116,066                     | 73,630      | 63.4%  |  |
| 6300 SUPPLIES                           | 266,961                     | 138,907        | 52.0%        | 7,524      | 249,179                     | 117,947     | 47.3%  |  |
| 6400 OTHER EXPENSE                      | 317,481                     | 180,710        | 56.9%        | 770        | 333,107                     | 176,922     | 53.1%  |  |
| 6600 CAPITAL OUTLAY                     | -                           | -              | -            | -          | 6,245                       | 6,245       | 100.0% |  |
| TOTAL SCHOOL ADMINISTRATION             | 21,463,683                  | 13,615,865     | 63.4%        | 1,629,725  | 20,609,864                  | 13,249,953  | 64.3%  |  |

IRVING INDEPENDENT SCHOOL DISTRICT  
COMPARISON OF GENERAL OPERATING BUDGET & ACTUAL  
April 30, 2020

|  | CURRENT YEAR             |            |        |              | PRIOR YEAR               |            |           |        |
|--|--------------------------|------------|--------|--------------|--------------------------|------------|-----------|--------|
|  | 09/01/2019 to 04/30/2020 |            | 04/20  | (OVER) UNDER | 09/01/2018 to 04/30/2019 |            | %YTD      |        |
|  | BUDGET                   | ACTUAL     | %YTD   | MTD          | ACTUAL                   | BUDGET     |           |        |
| <b>31 COUNSELING SERVICES:</b>         |                          |            |        |              |                          |            |           |        |
| 6100 PAYROLL                           | 13,816,491               | 9,523,129  | 68.9%  | 1,186,190    | 4,293,362                | 13,316,184 | 8,452,075 | 63.5%  |
| 6200 CONTRACTED SERVICES               | 1,171,608                | 617,688    | 52.7%  | 2,076        | 553,921                  | 1,331,093  | 594,037   | 44.6%  |
| 6300 SUPPLIES                          | 392,903                  | 336,053    | 85.5%  | 2            | 56,850                   | 103,025    | 22,098    | 21.4%  |
| 6400 OTHER EXPENSE                     | 95,834                   | 55,967     | 58.4%  | 554          | 39,967                   | 74,672     | 43,558    | 58.3%  |
| 6600 CAPITAL OUTLAY                    | -                        | -          | -      | -            | -                        | -          | -         | -      |
| TOTAL COUNSELING SERVICES              | 15,476,835               | 10,532,835 | 68.1%  | 1,188,821    | 4,944,000                | 14,824,974 | 9,111,768 | 61.5%  |
| <b>32 ATTENDANCE SERVICES:</b>         |                          |            |        |              |                          |            |           |        |
| 6100 PAYROLL                           | 1,581,844                | 857,872    | 54.2%  | 106,367      | 723,972                  | 1,531,876  | 989,884   | 65.3%  |
| 6200 CONTRACTED SERVICES               | 750                      | 3,000      | 400.0% | 375          | (2,250)                  | 700        | 3,557     | 508.1% |
| 6300 SUPPLIES                          | -                        | -          | -      | -            | -                        | -          | -         | -      |
| 6400 OTHER EXPENSE                     | 7,346                    | 3,022      | 41.1%  | -            | 4,324                    | 7,255      | 4,105     | 56.6%  |
| TOTAL ATTENDANCE SERVICES              | 1,589,940                | 863,894    | 54.3%  | 106,742      | 726,046                  | 1,539,831  | 1,007,546 | 65.4%  |
| <b>33 HEALTH SERVICES:</b>             |                          |            |        |              |                          |            |           |        |
| 6100 PAYROLL                           | 3,293,863                | 2,184,856  | 66.3%  | 272,577      | 1,109,006                | 3,121,937  | 2,041,635 | 65.4%  |
| 6200 CONTRACTED SERVICES               | 5,596                    | 2,670      | 47.7%  | 38           | 2,926                    | 6,793      | 4,003     | 58.9%  |
| 6300 SUPPLIES                          | 135,925                  | 107,259    | 78.9%  | 376          | 28,666                   | 92,710     | 66,238    | 71.4%  |
| 6400 OTHER EXPENSE                     | 5,174                    | 3,861      | 74.6%  | -            | 1,313                    | 4,416      | 1,786     | 40.4%  |
| 6600 CAPITAL OUTLAY                    | -                        | -          | -      | -            | -                        | -          | -         | -      |
| TOTAL HEALTH SERVICES                  | 3,440,558                | 2,298,646  | 66.8%  | 272,991      | 1,141,912                | 3,225,857  | 2,113,663 | 65.5%  |
| <b>34 PUPIL TRANSPORTATION:</b>        |                          |            |        |              |                          |            |           |        |
| 6200 CONTRACTED SERVICES               | 11,280,459               | 6,130,485  | 54.3%  | 478,850      | 5,149,974                | 9,142,465  | 5,200,336 | 56.9%  |
| 6300 SUPPLIES                          | 821,943                  | 393,343    | 47.9%  | 6,834        | 428,600                  | 994,000    | 543,664   | 54.7%  |
| 6400 OTHER EXPENSE                     | 163,397                  | 117,629    | 72.0%  | 69,960       | 45,768                   | 86,725     | 84,451    | 97.4%  |
| 6600 CAPITAL OUTLAY                    | 1,100,000                | 1,051,025  | 95.5%  | 477,800      | 48,975                   | 2,798,075  | 2,703,750 | 96.6%  |
| TOTAL PUPIL TRANSPORTATION             | 13,365,799               | 7,692,481  | 57.6%  | 1,033,444    | 5,673,318                | 13,021,265 | 8,532,201 | 65.5%  |
| <b>35 FOOD SERVICE:</b>                |                          |            |        |              |                          |            |           |        |
| 6100 PAYROLL                           | 422,353                  | 362,301    | 85.8%  | 38,557       | 60,053                   | 470,002    | 278,295   | 59.2%  |
| 6300 SUPPLIES                          | 31,000                   | -          | 0.0%   | -            | 31,000                   | 1,600      | -         | 0.0%   |
| 6400 OTHER EXPENSE                     | 220,000                  | -          | 0.0%   | -            | 220,000                  | 37,555     | 22,231    | 59.2%  |
| 6600 CAPITAL OUTLAY                    | -                        | -          | -      | -            | -                        | -          | -         | -      |
| TOTAL FOOD SERVICE                     | 673,353                  | 362,301    | 53.8%  | 38,557       | 311,053                  | 509,157    | 300,526   | 59.0%  |
| <b>36 EXTRA-CURRICULAR ACTIVITIES:</b> |                          |            |        |              |                          |            |           |        |
| 6100 PAYROLL                           | 4,130,414                | 2,558,977  | 62.0%  | 323,882      | 1,571,437                | 3,991,373  | 2,545,979 | 63.8%  |
| 6200 CONTRACTED SERVICES               | 449,210                  | 290,957    | 64.8%  | 3,645        | 158,253                  | 521,804    | 381,154   | 73.0%  |
| 6300 SUPPLIES                          | 485,060                  | 186,045    | 38.4%  | 24,544       | 299,015                  | 852,734    | 498,206   | 58.4%  |
| 6400 OTHER EXPENSE                     | 1,508,459                | 902,028    | 59.8%  | 46,470       | 606,431                  | 1,304,203  | 932,347   | 71.5%  |
| 6600 CAPITAL OUTLAY                    | 45,124                   | 15,507     | 34.4%  | -            | 29,617                   | 28,195     | 22,543    | 80.0%  |
| TOTAL EXTRA-CURRICULAR ACTIVITIES      | 6,618,267                | 3,953,514  | 59.7%  | 398,541      | 2,664,754                | 6,698,309  | 4,380,229 | 65.4%  |

IRVING INDEPENDENT SCHOOL DISTRICT  
COMPARISON OF GENERAL OPERATING BUDGET & ACTUAL  
April 30, 2020

|                                     | CURRENT YEAR                |                   |              |                  | PRIOR YEAR      |                   |                             |                   |              |
|-------------------------------------|-----------------------------|-------------------|--------------|------------------|-----------------|-------------------|-----------------------------|-------------------|--------------|
|                                     | 09/01/2019 to<br>04/30/2020 |                   | 04/20<br>MTD |                  | (OVER)<br>UNDER |                   | 09/01/2018 to<br>04/30/2019 |                   |              |
|                                     | BUDGET                      | ACTUAL            | %YTD         | ACTUAL           | %MTD            | YTD BUDGET        | BUDGET                      | ACTUAL            | %YTD         |
| <b>41 GENERAL ADMINISTRATION:</b>   |                             |                   |              |                  |                 |                   |                             |                   |              |
| 6100 PAYROLL                        | 6,300,028                   | 4,253,597         | 67.5%        | 535,391          | 8.5%            | 2,046,431         | 6,211,041                   | 3,900,307         | 62.8%        |
| 6200 CONTRACTED SERVICES            | 1,144,356                   | 520,713           | 45.5%        | 12,743           | 1.1%            | 623,643           | 853,385                     | 434,659           | 50.9%        |
| 6300 SUPPLIES                       | 829,325                     | 230,315           | 27.8%        | 14,708           | 1.8%            | 598,009           | 687,803                     | 205,665           | 29.9%        |
| 6400 OTHER EXPENSE                  | 860,722                     | 502,412           | 58.4%        | 20,028           | 2.3%            | 358,311           | 649,104                     | 398,805           | 61.4%        |
| 6600 CAPITAL OUTLAY                 | 10,246                      | 2,500             | 24.4%        | -                | 0.0%            | 7,746             | 7,746                       | -                 | 0.0%         |
| <b>TOTAL GENERAL ADMINISTRATION</b> | <b>9,144,677</b>            | <b>5,509,537</b>  | <b>60.2%</b> | <b>582,870</b>   | <b>6.4%</b>     | <b>3,635,140</b>  | <b>8,409,080</b>            | <b>4,939,436</b>  | <b>58.7%</b> |
| <b>51 MAINTENANCE:</b>              |                             |                   |              |                  |                 |                   |                             |                   |              |
| 6100 PAYROLL                        | 14,131,139                  | 8,868,192         | 62.8%        | 961,862          | 6.8%            | 5,262,947         | 14,274,311                  | 8,375,934         | 58.7%        |
| 6200 CONTRACTED SERVICES            | 9,871,126                   | 4,237,909         | 43.8%        | 632,752          | 6.5%            | 5,433,217         | 8,780,555                   | 3,695,561         | 42.1%        |
| 6300 SUPPLIES                       | 2,399,779                   | 1,366,390         | 56.9%        | 61,432           | 2.6%            | 1,033,388         | 2,680,403                   | 1,594,290         | 59.5%        |
| 6400 OTHER EXPENSE                  | 1,152,849                   | 1,113,521         | 96.6%        | 2,768            | 0.2%            | 39,329            | 1,220,999                   | 1,181,580         | 96.8%        |
| 6600 CAPITAL OUTLAY                 | 258,462                     | 39,194            | 15.2%        | -                | 0.0%            | 219,268           | 404,639                     | 112,471           | 27.8%        |
| <b>TOTAL MAINTENANCE</b>            | <b>27,613,355</b>           | <b>15,625,206</b> | <b>56.6%</b> | <b>1,658,815</b> | <b>6.0%</b>     | <b>11,988,149</b> | <b>27,360,907</b>           | <b>14,959,836</b> | <b>54.7%</b> |
| <b>52 SECURITY:</b>                 |                             |                   |              |                  |                 |                   |                             |                   |              |
| 6100 PAYROLL                        | 2,145,072                   | 1,449,338         | 67.6%        | 151,764          | 7.1%            | 695,734           | 2,393,407                   | 1,385,181         | 57.9%        |
| 6200 CONTRACTED SERVICES            | 1,999,727                   | 1,171,696         | 58.6%        | 451,650          | 22.6%           | 828,031           | 1,742,650                   | 781,805           | 44.9%        |
| 6300 SUPPLIES                       | 242,332                     | 65,131            | 26.9%        | 6,225            | 2.6%            | 177,201           | 351,254                     | 176,730           | 50.3%        |
| 6400 OTHER EXPENSE                  | 16,592                      | 12,527            | 75.5%        | -                | 0.0%            | 4,065             | 18,592                      | 12,554            | 67.5%        |
| 6600 CAPITAL OUTLAY                 | 38,100                      | -                 | 0.0%         | -                | 0.0%            | 38,100            | 53,180                      | 53,180            | 100.0%       |
| <b>TOTAL SECURITY</b>               | <b>4,441,823</b>            | <b>2,688,693</b>  | <b>60.8%</b> | <b>609,640</b>   | <b>13.7%</b>    | <b>1,743,130</b>  | <b>4,559,083</b>            | <b>2,409,449</b>  | <b>52.8%</b> |
| <b>53 DATA PROCESSING:</b>          |                             |                   |              |                  |                 |                   |                             |                   |              |
| 6100 PAYROLL                        | 2,248,381                   | 1,543,788         | 68.7%        | 194,565          | 8.7%            | 704,593           | 2,212,525                   | 1,383,928         | 62.5%        |
| 6200 CONTRACTED SERVICES            | 2,364,770                   | 1,427,042         | 60.3%        | 188,603          | 8.0%            | 937,728           | 2,403,706                   | 1,308,025         | 54.4%        |
| 6300 SUPPLIES                       | 4,112,287                   | 868,168           | 21.1%        | 351,038          | 8.5%            | 3,244,119         | 3,545,092                   | 697,775           | 19.7%        |
| 6400 OTHER EXPENSE                  | 62,333                      | 13,533            | 21.7%        | 30               | 0.0%            | 48,800            | 54,353                      | 23,180            | 42.6%        |
| 6600 CAPITAL OUTLAY                 | 1,677,193                   | 695,426           | 41.5%        | 391,095          | 23.3%           | 981,766           | 20,000                      | 5,760             | 28.8%        |
| <b>TOTAL DATA PROCESSING</b>        | <b>10,464,963</b>           | <b>4,547,957</b>  | <b>43.5%</b> | <b>1,125,331</b> | <b>10.8%</b>    | <b>5,917,006</b>  | <b>8,235,676</b>            | <b>3,418,668</b>  | <b>41.5%</b> |
| <b>61 COMMUNITY SERVICES:</b>       |                             |                   |              |                  |                 |                   |                             |                   |              |
| 6100 PAYROLL                        | 392,067                     | 235,337           | 60.0%        | 27,929           | 7.1%            | 156,731           | 345,862                     | 202,606           | 58.6%        |
| 6200 CONTRACTED SERVICES            | 363,246                     | 281,049           | 77.4%        | 88,300           | 24.3%           | 82,197            | 112,463                     | 47,799            | 42.5%        |
| 6300 SUPPLIES                       | 80,086                      | 23,741            | 29.6%        | 149              | 0.2%            | 56,345            | 113,561                     | 24,491            | 21.6%        |
| 6400 OTHER EXPENSE                  | 123,532                     | 74,994            | 60.7%        | 2,324            | 1.9%            | 48,539            | 108,802                     | 50,268            | 46.2%        |
| 6600 CAPITAL OUTLAY                 | -                           | -                 | -            | -                | -               | -                 | -                           | -                 | -            |
| <b>TOTAL COMMUNITY SERVICES</b>     | <b>958,931</b>              | <b>615,120</b>    | <b>64.1%</b> | <b>118,702</b>   | <b>12.4%</b>    | <b>343,812</b>    | <b>680,687</b>              | <b>325,164</b>    | <b>47.8%</b> |

IRVING INDEPENDENT SCHOOL DISTRICT  
 COMPARISON OF GENERAL OPERATING BUDGET & ACTUAL  
 April 30, 2020

|   | CURRENT YEAR                |             |       |                 | PRIOR YEAR                  |             |
|---|-----------------------------|-------------|-------|-----------------|-----------------------------|-------------|
|   | 09/01/2019 to<br>04/30/2020 |             | 04/20 | (OVER)<br>UNDER | 09/01/2018 to<br>04/30/2019 |             |
|   | BUDGET                      | ACTUAL      | MTD   |                 | YTD                         | BUDGET      |
|   |                             |             | %YTD  | %MTD            |                             | %YTD        |
| <b>81 FACILITIES:</b>                                     |                             |             |       |                 |                             |             |
| 6200 CONTRACTED SERVICES                                  | -                           | -           | --    | -               | 19,270                      | 14,800      |
| 6300 SUPPLIES & MATERIALS                                 | -                           | -           | --    | -               | -                           | -           |
| 6400 OTHER EXPENSE  | -                           | -           | --    | -               | -                           | -           |
| 6600 CAPITAL OUTLAY                                       | 3,870,634                   | 6,028       | 0.2%  | 3,157           | 11,906,520                  | 6,238,901   |
| TOTAL FACILITIES  | 3,870,634                   | 6,028       | 0.2%  | 3,157           | 11,925,790                  | 6,253,701   |
|   |                             |             |       |                 |                             |             |
| <b>95 PAYMENTS TO JJAEP:</b>                              |                             |             |       |                 |                             |             |
| 6200 CONTRACTED SERVICES                                  | 190,000                     | 5,358       | 2.8%  | -               | 190,000                     | 5,814       |
| TOTAL PAYMENTS TO JJAEP                                   | 190,000                     | 5,358       | 2.8%  | -               | 190,000                     | 5,814       |
|   |                             |             |       |                 |                             |             |
| <b>97 PAYMENTS TO TIF:</b>                                |                             |             |       |                 |                             |             |
| 6400 OTHER EXPENSE  | -                           | -           | --    | -               | 16,600,000                  | 11,594,675  |
| TOTAL PAYMENTS TO TIF                                     | -                           | -           | --    | -               | 16,600,000                  | 11,594,675  |
|   |                             |             |       |                 |                             |             |
| <b>99 INTERGOVERNMENTAL CHARGES:</b>                      |                             |             |       |                 |                             |             |
| 6200 CONTRACTED SERVICES                                  | 625,457                     | 455,544     | 72.8% | -               | 625,457                     | 468,345     |
| TOTAL INTERGOVERNMENTAL CHARGES                           | 625,457                     | 455,544     | 72.8% | -               | 625,457                     | 468,345     |
|   |                             |             |       |                 |                             |             |
| <b>OTHER USES:</b>  |                             |             |       |                 |                             |             |
| 8911 INTERFUND TRANSFERS OUT                              | -                           | -           | --    | -               | 23,546,000                  | 18,265,000  |
| TOTAL OTHER USES  | -                           | -           | --    | -               | 23,546,000                  | 18,265,000  |
|   |                             |             |       |                 |                             |             |
| <b>TOTAL 6000 EXPENDITURES:</b>                           | 340,189,898                 | 204,200,032 | 60.0% | 24,547,498      | 367,261,323                 | 232,479,775 |
|   |                             |             |       |                 | 344,143,868                 |             |
| <b>EXCESS (DEFICIENCY)<br/>REVENUE OVER EXPENDITURES:</b> | 62,814                      | 63,521,166  |       | (8,150,406)     | (19,245,012)                | 38,543,715  |
| <b>BEGINNING FUND BALANCE:</b>                            | 105,124,114                 | 105,124,114 |       |                 | 85,878,152                  | 85,878,152  |
| <b>ENDING FUND BALANCE:</b>                               | 105,186,928                 | 168,645,280 |       |                 | 66,633,140                  | 124,421,867 |

IRVING INDEPENDENT SCHOOL DISTRICT  
 COMPARISON OF GENERAL OPERATING BUDGET & ACTUAL  
 April 30, 2020

|  | CURRENT YEAR                |                    |                   |                 | PRIOR YEAR                  |                    |              |
|--|-----------------------------|--------------------|-------------------|-----------------|-----------------------------|--------------------|--------------|
|  | 09/01/2019 to<br>04/30/2020 |                    | 04/20             | (OVER)<br>UNDER | 09/01/2018 to<br>04/30/2019 |                    |              |
|  | BUDGET                      | ACTUAL             | MTD<br>ACTUAL     | %YTD            | %MTD                        | YTD<br>ACTUAL      | %YTD         |
| <b>REVENUE SUMMARY:</b>                  |                             |                    |                   |                 |                             |                    |              |
| LOCAL REVENUE                            | 148,634,215                 | 148,753,647        | 644,522           | 100.1%          | 0%                          | 173,849,097        | 96.2%        |
| STATE REVENUE                            | 186,483,889                 | 115,627,420        | 14,087,082        | 62.0%           | 8%                          | 168,071,696        | 59.0%        |
| FEDERAL REVENUE                          | 5,134,608                   | 3,307,004          | 1,665,488         | 64.4%           | 32%                         | 5,965,518          | 76.9%        |
| OTHER SOURCES                            | -                           | 33,128             | -                 | -               | -                           | 130,000            | 105.2%       |
| <b>TOTAL OTHER REVENUE SOURCES</b>       | <b>340,252,712</b>          | <b>267,721,198</b> | <b>16,397,092</b> | <b>78.7%</b>    | <b>5%</b>                   | <b>348,016,311</b> | <b>77.9%</b> |
|  |                             |                    |                   |                 |                             |                    |              |
| <b>APPROPRIATIONS/EXPENDITURES</b>       |                             |                    |                   |                 |                             |                    |              |
| <b>BUDGET CATEGORY SUMMARY:</b>          |                             |                    |                   |                 |                             |                    |              |
| 6100 PAYROLL                             | 266,365,946                 | 171,492,014        | 20,881,601        | 64.4%           | 8%                          | 257,737,081        | 63.9%        |
| 6200 SERVICES                            | 32,529,514                  | 16,923,874         | 1,602,340         | 52.0%           | 5%                          | 28,996,068         | 50.1%        |
| 6300 SUPPLIES                            | 25,772,143                  | 8,997,690          | 560,935           | 34.9%           | 2%                          | 16,479,510         | 51.4%        |
| 6400 OTHER EXPENSE                       | 8,388,782                   | 4,956,149          | 622,686           | 59.1%           | 7%                          | 24,127,226         | 69.3%        |
| 6600 CAPITAL OUTLAY                      | 7,133,514                   | 1,830,305          | 394,252           | 25.7%           | 6%                          | 12,583,362         | 51.2%        |
| 8900 OTHER USES                          | -                           | -                  | -                 | -               | -                           | 23,546,000         | 77.6%        |
| <b>TOTAL APPROPRIATIONS/EXPENDITURES</b> | <b>340,189,898</b>          | <b>204,200,032</b> | <b>24,061,814</b> | <b>60.0%</b>    | <b>7%</b>                   | <b>363,469,248</b> | <b>63.1%</b> |

IRVING INDEPENDENT SCHOOL DISTRICT  
COMPARISON OF FOOD SERVICE BUDGET & ACTUAL  
April 30, 2020

|   | CURRENT YEAR             |                   |              |                  |                   | PRIOR YEAR               |                   |              |
|---|--------------------------|-------------------|--------------|------------------|-------------------|--------------------------|-------------------|--------------|
|   | 09/01/2019 to 04/30/2020 |                   | 04/20        |                  | (OVER)<br>UNDER   | 09/01/2018 to 04/30/2019 |                   | %YTD         |
|   | BUDGET                   | ACTUAL            | %YTD         | MTD              |                   | ACTUAL                   | BUDGET            |              |
| <b>REVENUE:</b>                                       |                          |                   |              |                  |                   |                          |                   |              |
| <b>LOCAL RESOURCES:</b>                               |                          |                   |              |                  |                   |                          |                   |              |
| 5742 INVESTMENT EARNINGS                              | 250,000                  | 255,727           | 102.3%       | 21,355           | (5,727)           | 2,000                    | 212,751           | 10637.6%     |
| 5749 MISCELLANEOUS REVENUE                            | 0.00                     | 57,295            | 0.0%         | -                | -                 | -                        | 3,900             | -            |
| 5751 FOOD SERVICES                                    | 2,700,000                | 1,165,177         | 43.2%        | 857              | 1,534,823         | 2,700,000                | 2,236,787         | 82.8%        |
| 5753 ACTIVITY FUND RECEIPTS                           | 150,000                  | -                 | 0.0%         | -                | 150,000           | 160,000                  | -                 | 0.0%         |
| <b>TOTAL LOCAL RESOURCES</b>                          | <b>3,100,000</b>         | <b>1,478,199</b>  | <b>47.7%</b> | <b>22,212</b>    | <b>1,621,801</b>  | <b>2,862,000</b>         | <b>2,453,438</b>  | <b>85.7%</b> |
| <b>STATE RESOURCES:</b>                               |                          |                   |              |                  |                   |                          |                   |              |
| 5829 TEANON-FOUNDATION REVENUE                        | 120,000                  | -                 | 0.0%         | -                | 120,000           | 120,000                  | 108,021           | 90.0%        |
| 5839 STATE REVENUE TEXAS GRANTS                       | -                        | -                 | 0.0%         | -                | -                 | -                        | -                 | 0.0%         |
| <b>TOTAL STATE RESOURCES</b>                          | <b>120,000</b>           | <b>-</b>          | <b>0.0%</b>  | <b>-</b>         | <b>120,000</b>    | <b>120,000</b>           | <b>108,021</b>    | <b>90.0%</b> |
| <b>FEDERAL RESOURCES:</b>                             |                          |                   |              |                  |                   |                          |                   |              |
| 5921 SCHOOL BREAKFAST PROGRAM                         | 5,500,000                | 4,725,189         | 85.9%        | 385,202          | 774,811           | 5,100,000                | 4,522,096         | 88.7%        |
| 5922 NATIONAL SCHOOL LUNCH PROGRAM                    | 14,410,193               | 9,873,386         | 67.1%        | 620,690          | 4,736,807         | 13,635,885               | 9,818,407         | 70.5%        |
| 5923 USDA DONATED COMMODITIES                         | 1,300,000                | 1,522,963         | 117.2%       | -                | (222,963)         | 1,300,000                | 1,491,646         | 114.7%       |
| 5938 SUMMER FEEDING PROGRAM                           | 200,000                  | 556,298           | 278.1%       | -                | (356,298)         | 40,000                   | 317,476           | 783.7%       |
| 5939 CACFP SUPPER PROGRAM                             | 21,410,193               | 16,477,835        | 77.0%        | 1,005,892        | 4,932,358         | 20,075,895               | 15,949,625        | 79.4%        |
| <b>TOTAL FEDERAL RESOURCES</b>                        | <b>24,630,193</b>        | <b>17,956,034</b> | <b>72.9%</b> | <b>1,028,105</b> | <b>6,674,159</b>  | <b>23,057,895</b>        | <b>18,511,084</b> | <b>80.3%</b> |
| <b>TOTAL FOOD SERVICE REVENUE:</b>                    |                          |                   |              |                  |                   |                          |                   |              |
|   |                          |                   |              |                  |                   |                          |                   |              |
| <b>EXPENDITURES:</b>                                  |                          |                   |              |                  |                   |                          |                   |              |
| <b>35 FOOD SERVICES:</b>                              |                          |                   |              |                  |                   |                          |                   |              |
| 6100 PAYROLL  | 9,299,746                | 6,767,664         | 72.8%        | 649,494          | 2,532,082         | 8,672,218                | 6,196,323         | 71.5%        |
| 6200 CONTRACTED SERVICES                              | 532,587                  | 111,185           | 20.9%        | 12,960           | 421,382           | 350,150                  | 173,520           | 49.6%        |
| 6300 SUPPLIES   | 13,815,203               | 7,611,818         | 55.1%        | 816,050          | 6,203,387         | 13,567,073               | 6,984,347         | 51.5%        |
| 6400 OTHER EXPENSE                                    | 96,664                   | 57,327            | 58.1%        | 588              | 41,337            | 86,700                   | 53,082            | 61.2%        |
| 6600 CAPITAL OUTLAY                                   | 241,900                  | 87,020            | 36.0%        | -                | 154,880           | 457,000                  | 6,534             | 1.4%         |
| <b>FOOD SERVICE EXPENDITURES</b>                      | <b>23,988,080</b>        | <b>14,635,011</b> | <b>61.0%</b> | <b>1,479,092</b> | <b>9,353,069</b>  | <b>23,133,141</b>        | <b>13,413,806</b> | <b>58.0%</b> |
| <b>36 EXTRA-CURRICULAR ACTIVITIES:</b>                |                          |                   |              |                  |                   |                          |                   |              |
| 6100 PAYROLL  | -                        | 14                | -            | -                | (14)              | 186,465                  | 5,664             | 3.0%         |
| 6200 CONTRACTED SERVICES                              | -                        | -                 | -            | -                | -                 | 1,500                    | -                 | 0.0%         |
| 6300 SUPPLIES   | 1,600                    | 1,421             | 88.8%        | -                | 179               | 62,000                   | 1,896             | 3.1%         |
| 6400 OTHER EXPENSE                                    | -                        | -                 | -            | -                | -                 | 7,000                    | -                 | 0.0%         |
| <b>EXTRA-CURRICULAR ACTIVITIES</b>                    | <b>1,600</b>             | <b>1,435</b>      | <b>89.7%</b> | <b>-</b>         | <b>165</b>        | <b>256,965</b>           | <b>7,560</b>      | <b>2.9%</b>  |
| <b>51 MAINTENANCE:</b>                                |                          |                   |              |                  |                   |                          |                   |              |
| 6100 PAYROLL  | 249,024                  | 55,963            | 22.5%        | 5,136            | 193,061           | 100,000                  | 131,397           | 131.4%       |
| 6200 CONTRACTED SERVICES                              | 400,976                  | -                 | 0.0%         | -                | 400,976           | 550,000                  | -                 | 0.0%         |
| <b>MAINTENANCE EXPENDITURES</b>                       | <b>650,000</b>           | <b>55,963</b>     | <b>8.6%</b>  | <b>5,136</b>     | <b>594,037</b>    | <b>650,000</b>           | <b>131,397</b>    | <b>20.2%</b> |
| <b>81 FACILITIES:</b>                                 |                          |                   |              |                  |                   |                          |                   |              |
| 6200 CONTRACTED SERVICES                              | 3,753,613                | 670,605           | 17.9%        | -                | 3,083,008         | 3,584,000                | 70,311            | 2.0%         |
| 6600 CAPITAL OUTLAY                                   | 3,753,613                | 670,605           | 17.9%        | -                | 3,083,008         | 3,584,000                | 70,311            | -            |
| <b>FACILITIES EXPENDITURES</b>                        | <b>7,507,226</b>         | <b>1,341,210</b>  | <b>17.9%</b> | <b>-</b>         | <b>6,166,016</b>  | <b>7,168,000</b>         | <b>140,622</b>    | <b>1.9%</b>  |
| <b>89 OTHER USES:</b>                                 |                          |                   |              |                  |                   |                          |                   |              |
| 8911 INTERFUND TRANSFERS OUT                          | -                        | -                 | -            | -                | -                 | -                        | -                 | -            |
| <b>TOTAL 6000 EXPENDITURES:</b>                       | <b>28,393,293</b>        | <b>15,363,014</b> | <b>54.1%</b> | <b>1,484,228</b> | <b>13,030,279</b> | <b>27,624,106</b>        | <b>13,623,074</b> | <b>49.3%</b> |
| <b>EXCESS (DEFICIENCY) REVENUE OVER EXPENDITURES:</b> | <b>(3,763,100)</b>       | <b>2,593,020</b>  |              | <b>(458,123)</b> |                   | <b>(4,566,211)</b>       | <b>4,888,011</b>  |              |
| <b>BEGINNING FUND BALANCE:</b>                        | <b>5,469,225</b>         | <b>5,469,225</b>  |              |                  |                   | <b>4,506,339</b>         | <b>4,506,339</b>  |              |
| <b>ENDING FUND BALANCE:</b>                           | <b>1,706,125</b>         | <b>8,062,245</b>  |              |                  |                   | <b>(59,872)</b>          | <b>9,394,350</b>  |              |

IRVING INDEPENDENT SCHOOL DISTRICT  
 COMPARISON OF DEBT SERVICE BUDGET & ACTUAL  
 April 30, 2020

|   | CURRENT YEAR                |               |        |               | PRIOR YEAR                  |               |         |
|---|-----------------------------|---------------|--------|---------------|-----------------------------|---------------|---------|
|   | 09/01/2019 to<br>04/30/2020 |               | 04/20  | (OVER)        | 09/01/2018 to<br>04/30/2019 |               |         |
|   | BUDGET                      | YTD<br>ACTUAL | %YTD   | MTD<br>ACTUAL | %MTD                        | YTD<br>ACTUAL | %YTD    |
| <b>REVENUE:</b>   |                             |               |        |               |                             |               |         |
| LOCAL RESOURCES:  |                             |               |        |               |                             |               |         |
| 5711 TAXES CURRENT YEAR                                   | 36,359,978                  | 38,022,190    | 104.6% | 113,060       | 0.3%                        | 27,593,707    | 100.5%  |
| 5712 DELINQUENT TAXES                                     | 367,272                     | 86,883        | 23.7%  | (4,419)       | -1.2%                       | 107,658       | -215.3% |
| 5719 OTHER TAX RELATED REVENUE                            | 100,000                     | 149,806       | 149.8% | 17,622        | 17.6%                       | 147,193       | 58.9%   |
| TOTAL TAXES   | 36,827,250                  | 38,258,879    | 103.9% | 126,264       | 0.3%                        | 27,848,558    | 100.7%  |
| 5742 INVESTMENT EARNINGS                                  | 100,000                     | 190,992       | 191.0% | 7,407         | 7.4%                        | 168,491       | 84.2%   |
| TOTAL LOCAL RESOURCES                                     | 36,927,250                  | 38,449,871    | 104.1% | 133,671       | 0.4%                        | 28,017,049    | 100.6%  |
| <b>STATE RESOURCES (EDA):</b>                             |                             |               |        |               |                             |               |         |
| 5829 TEA/NON-FOUNDATION REVENUE                           | -                           | 866,182       | --     | -             | --                          | 1,393,793     | 115.7%  |
| TOTAL STATE RESOURCES                                     | -                           | 866,182       | --     | -             | --                          | 1,393,793     | 115.7%  |
| <b>OTHER SOURCES:</b>                                     |                             |               |        |               |                             |               |         |
| 7911 SALE OF BONDS  | 42,020,000                  | 42,020,000    | 100.0% | -             | 0.0%                        | -             | --      |
| 7915 INTERFUND TRANSFERS IN                               | -                           | -             | --     | -             | --                          | 16,800,000    | 100.0%  |
| 7916 PREMIUM (DISCOUNT) BONDS PAY                         | 2,152,914                   | 2,152,914     | 100.0% | -             | 0.0%                        | -             | --      |
| TOTAL OTHER SOURCES                                       | 44,172,914                  | 44,172,914    | 100.0% | -             | 0.0%                        | 16,800,000    | 100.0%  |
| <b>TOTAL REVENUE:</b>                                     | 81,100,164                  | 83,488,968    | 102.9% | 133,671       | 0.2%                        | 46,429,523    | 100.8%  |
| <b>EXPENDITURES:</b>                                      |                             |               |        |               |                             |               |         |
| 71 DEBT SERVICE:  |                             |               |        |               |                             |               |         |
| 6500 DEBT SERVICE FEES                                    | 47,004,682                  | 39,304,556    | 83.6%  | 8,500         | 0.0%                        | 46,874,470    | 80.7%   |
| DEBT SERVICE EXPENDITURES                                 | 47,004,682                  | 39,304,556    | 83.6%  | 8,500         | 0.0%                        | 46,874,470    | 80.7%   |
| <b>OTHER USES:</b>  |                             |               |        |               |                             |               |         |
| 8949 REFUNDING BONDS                                      | 43,774,533                  | 43,774,533    | 0.0%   | -             | 0.0%                        | -             | --      |
| TOTAL OTHER USES  | 43,774,533                  | 43,774,533    | 0.0%   | -             | 0.0%                        | -             | --      |
| <b>TOTAL EXPENDITURES:</b>                                | 90,779,215                  | 83,079,088    | 91.5%  | 8,500         | 0.0%                        | 46,874,470    | 80.7%   |
| <b>EXCESS (DEFICIENCY)<br/>REVENUE OVER EXPENDITURES:</b> | (9,679,050)                 | 409,879       |        | 125,171       |                             | (832,447)     |         |
| <b>BEGINNING FUND BALANCE:</b>                            | 16,572,259                  | 16,572,259    |        |               |                             | 7,199,975     |         |
| <b>ENDING FUND BALANCE:</b>                               | 6,893,209                   | 16,982,138    |        |               |                             | 6,367,528     |         |

**IRVING INDEPENDENT SCHOOL DISTRICT  
COMBINED STATEMENT OF REVENUE, EXPENDITURES, AND CHANGES IN FUND BALANCES  
ALL GOVERNMENTAL FUND TYPES  
09/01/2019-04/30/2020**

| DATA CONTROL CODES | REVENUE:  | GOVERNMENTAL FUND TYPES |                        |               |                  |
|--------------------|---|-------------------------|------------------------|---------------|------------------|
|                    |   | 100-199                 | 200-499 SPECIAL        | 500-599       | 600-699          |
|                    |   |                         | REVENUE                | DEBT SERVICE  | CAPITAL PROJECTS |
|                    |   |                         | EXCLUDING FOOD SERVICE |               |                  |
| 5700               | Local and Intermediate Sources  | \$ 148,753,647          | \$ 97,364              | \$ 38,449,871 | \$ -             |
| 5800               | State Program Revenues  | 115,627,420             | 944,309                | 866,182       | -                |
| 5900               | Federal Program Revenues  | 3,307,004               | 9,010,744              | -             | -                |
| 5020               | Total Revenue:  | 267,688,070             | 10,052,417             | 39,316,053    | -                |
|                    | EXPENDITURES:   |                         |                        |               |                  |
| 0010               | Instruction and Instructional-Related Services  | 131,578,599             | 10,793,320             | -             | -                |
| 0020               | Instructional and School Leadership   | 17,454,319              | 418,428                | -             | -                |
| 0030               | Support Services - Student (Pupl)   | 25,703,671              | 1,028,321              | -             | -                |
| 0040               | Administrative Support Services   | 5,509,537               | 34,909                 | -             | -                |
| 0050               | Support Services - Nonstudent Based   | 22,871,856              | 154,670                | -             | 230,245          |
| 0060               | Community Services  | 615,120                 | 1,098,118              | -             | -                |
| 0070               | Debt Service  | -                       | -                      | 39,304,556    | -                |
| 0080               | Capital Outlay  | 6,028                   | -                      | -             | 604,325          |
| 0090               | Intergovernmental Charges/JJAEP/TIF   | 480,902                 | -                      | -             | -                |
| 6030               | Total Expenditures:   | 204,200,032             | 13,527,766             | 39,304,556    | 834,570          |
|                    | EXCESS (DEFICIENCY) REVENUE OVER (UNDER) EXPENDITURES:  | 63,488,039              | (3,475,349)            | 11,497        | (834,570)        |
| 7900               | OTHER FINANCING SOURCES:  |                         |                        |               |                  |
|                    | Proceeds from Sale of Fixed Assets  | 33,128                  | -                      | -             | -                |
|                    | Proceeds from Sale of Bonds   | -                       | -                      | 42,020,000    | -                |
|                    | Premium (Discount) Bonds Payable  | -                       | -                      | 2,152,914     | -                |
|                    | Interfund Transfers In  | -                       | -                      | -             | -                |
| 7020               | Total Other Financing Sources:  | 33,128                  | -                      | 44,172,914    | -                |
| 8900               | OTHER FINANCING USES:   |                         |                        |               |                  |
|                    | Refunding Bonds   | -                       | -                      | 43,774,533    | -                |
|                    | Interfund Transfers Out   | -                       | -                      | -             | -                |
| 8030               | Total Other Financing Uses:   | -                       | -                      | 43,774,533    | -                |
|                    | TOTAL OTHER FINANCING SOURCES AND (USES):   | 33,128                  | -                      | 398,382       | -                |
| 1200               | EXCESS (DEFICIENCY) REVENUE AND OTHER FINANCING SOURCES OVER (UNDER) EXPENDITURES AND OTHER FINANCING USES: | 63,521,166              | (3,475,349)            | 409,879       | (834,570)        |
| 0100               | FUND BALANCE - September 1 (Beginning):   | 105,124,114             | 8,726,409              | 16,572,259    | 9,661,547        |
| 3000               | FUND BALANCE (DEFICIT) - (Ending):  | 168,645,280             | 5,251,060              | 16,982,138    | 8,826,977        |

**IRVING INDEPENDENT SCHOOL DISTRICT  
COMBINED STATEMENT OF REVENUE, EXPENDITURES, AND CHANGES IN FUND BALANCES  
ALL GOVERNMENTAL FUND TYPES  
09/01/2018-04/30/2019**

| DATA CONTROL CODES | REVENUE:   | GOVERNMENTAL FUND TYPES |   |                         |                             |
|--------------------|--|-------------------------|---|-------------------------|-----------------------------|
|                    |  | 100-199<br>GENERAL      | 200-499<br>SPECIAL REVENUE EXCLUDING FOOD SERVICE | 500-599<br>DEBT SERVICE | 600-699<br>CAPITAL PROJECTS |
| 5700               | Local and Intermediate Sources   | \$ 167,178,081          | \$ 322,018  | \$ 28,017,049           | \$ -                        |
| 5800               | State Program Revenues   | 99,120,207              | 1,369,673   | 1,612,474               | -                           |
| 5900               | Federal Program Revenues   | 4,588,431               | 9,275,975   | -                       | -                           |
| 5020               | Total Revenue:   | 270,886,719             | 10,967,666  | 29,629,523              | -                           |
|                    | <b>EXPENDITURES:</b>   |                         |   |                         |                             |
| 0010               | Instruction and Instructional-Related Services   | 127,993,325             | 11,092,372  | -                       | 85,088                      |
| 0020               | Instructional and School Leadership  | 16,400,429              | 312,883   | -                       | -                           |
| 0030               | Support Services - Student (Pupil)   | 25,445,933              | 1,016,751   | -                       | -                           |
| 0040               | Administrative Support Services  | 4,939,436               | 38,454  | -                       | -                           |
| 0050               | Support Services - Nonstudent Based  | 20,787,953              | 42,084  | -                       | 30,230                      |
| 0060               | Community Services   | 325,164                 | 951,213   | -                       | -                           |
| 0070               | Debt Service   | 6,253,701               | -   | 37,821,385              | -                           |
| 0080               | Capital Outlay   | 12,068,834              | -   | -                       | 4,397,446                   |
| 0090               | Intergovernmental Charges/JJAEP/TIF  | -                       | -   | -                       | -                           |
| 6030               | Total Expenditures   | 214,214,775             | 13,453,758  | 37,821,385              | 4,512,773                   |
|                    | <b>EXCESS (DEFICIENCY) REVENUE OVER (UNDER) EXPENDITURES:</b>  | 56,671,944              | (2,486,092)                                       | (8,191,862)             | (4,512,773)                 |
| 7900               | <b>OTHER FINANCING SOURCES:</b>  |                         |   |                         |                             |
|                    | Proceeds from Sale of Fixed Assets   | 71,771                  | -   | -                       | -                           |
|                    | Proceeds from Sale of Bonds  | 65,000                  | -   | -                       | -                           |
|                    | Premium (Discount) Bonds Payable   | -                       | -   | -                       | -                           |
|                    | Operating Transfers In   | -                       | -   | -                       | 1,400,000                   |
|                    | Special Items  | -                       | -   | -                       | -                           |
|                    | Extraordinary Items  | -                       | -   | -                       | -                           |
| 7020               | Total Other Financing Sources:   | 136,771                 | -   | -                       | 1,400,000                   |
| 8900               | <b>OTHER FINANCING USES:</b>   |                         |   |                         |                             |
|                    | Refunding Bonds  | -                       | -   | -                       | -                           |
|                    | Operating Transfers Out  | 18,265,000              | -   | -                       | -                           |
| 8030               | Total Other Financing Uses:  | 18,265,000              | -   | -                       | -                           |
|                    | <b>TOTAL OTHER FINANCING SOURCES AND (USES):</b>   | (18,128,230)            | -   | -                       | 1,400,000                   |
| 1200               | <b>EXCESS (DEFICIENCY) REVENUE AND OTHER FINANCING SOURCES OVER (UNDER) EXPENDITURES AND OTHER FINANCING USES:</b> | 38,543,715              | (2,486,092)                                       | (8,191,862)             | (3,112,773)                 |
| 0100               | <b>FUND BALANCE - September 1 (Beginning):</b>   | 85,878,152              | 4,294,210   | 7,199,975               | 6,750,276                   |
| 3000               | <b>FUND BALANCE (DEFICIT) - (Ending):</b>  | \$ 124,421,867          | \$ 1,808,118                                      | \$ (991,887)            | \$ 3,637,503                |

IRVING INDEPENDENT SCHOOL DISTRICT  
COMPARISON OF INTERNAL SERVICE FUNDS BUDGET & ACTUAL  
April 30, 2020

|  | CURRENT YEAR       |                                    |              |                | PRIOR YEAR         |                                    |              |  |
|--|--------------------|------------------------------------|--------------|----------------|--------------------|------------------------------------|--------------|--|
|  | BUDGET             | 09/01/2019 to<br>04/30/2020<br>YTD | %YTD         | 04/20<br>MTD   | BUDGET             | 09/01/2018 to<br>04/30/2019<br>YTD | %YTD         |  |
| <b>REVENUE:</b>                              |                    |                                    |              |                |                    |                                    |              |  |
| <b>LOCAL RESOURCES:</b>                      |                    |                                    |              |                |                    |                                    |              |  |
| 5742 INVESTMENT EARNINGS                     | 1,000              | 24,862                             | 2469.2%      | 1,881          | 1,000              | 33,609                             | 3360.9%      |  |
| 5749 MISCELLANEOUS REVENUE                   | 435,647            | 249,897                            | 57.4%        | 42,584         | 435,647            | 291,935                            | 67.0%        |  |
| 5751 FOOD SERVICES                           | -                  | -                                  | -            | -              | 6,500              | 3,071                              | 36.1%        |  |
| 5754 INTERFUND TRANSACTIONS                  | 1,056,000          | 885,960                            | 83.9%        | 103,070        | 1,011,000          | 875,896                            | 86.6%        |  |
| 5755 ACTIVITY FUND RECEIPTS                  | 250                | -                                  | 0.0%         | -              | 332,914            | 207,241                            | 62.4%        |  |
| 5769 REVENUE FROM INTERMEDIATE               | -                  | -                                  | -            | -              | -                  | -                                  | -            |  |
| <b>TOTAL LOCAL RESOURCES</b>                 | <b>1,492,897</b>   | <b>1,160,549</b>                   | <b>77.7%</b> | <b>147,535</b> | <b>1,789,161</b>   | <b>1,411,742</b>                   | <b>78.9%</b> |  |
| <b>OTHER SOURCES:</b>                        |                    |                                    |              |                |                    |                                    |              |  |
| 7915 INTERFUND TRANSFER IN                   | -                  | -                                  | -            | -              | -                  | -                                  | -            |  |
| <b>TOTAL OTHER SOURCES</b>                   | <b>-</b>           | <b>-</b>                           | <b>0.0%</b>  | <b>-</b>       | <b>-</b>           | <b>-</b>                           | <b>0.0%</b>  |  |
| <b>TOTAL INTERNAL SERVICE FUNDS REVENUE:</b> | <b>1,492,897</b>   | <b>1,160,549</b>                   | <b>77.7%</b> | <b>147,535</b> | <b>1,789,161</b>   | <b>1,411,742</b>                   | <b>78.9%</b> |  |
| <b>EXPENDITURES:</b>                         |                    |                                    |              |                |                    |                                    |              |  |
| <b>13 STAFF DEVELOPMENT:</b>                 |                    |                                    |              |                |                    |                                    |              |  |
| 6300 SUPPLIES                                | -                  | -                                  | -            | -              | -                  | -                                  | -            |  |
| <b>TOTAL STAFF DEVELOPMENT</b>               | <b>-</b>           | <b>-</b>                           | <b>-</b>     | <b>-</b>       | <b>-</b>           | <b>-</b>                           | <b>-</b>     |  |
| <b>21 INSTRUCTIONAL ADMINISTRATION:</b>      |                    |                                    |              |                |                    |                                    |              |  |
| 6100 PAYROLL                                 | 225,387            | 130,873                            | 58.1%        | 18,259         | 225,387            | 116,928                            | 51.9%        |  |
| 6200 CONTRACTED SERVICES                     | -                  | -                                  | -            | -              | 202,010            | 157,122                            | 77.8%        |  |
| 6300 SUPPLIES                                | 200,010            | 145,465                            | 72.7%        | 57,851         | -                  | -                                  | -            |  |
| 6400 OTHER EXPENSE                           | 10,500             | 102                                | 1.0%         | -              | 8,764              | 263                                | 2.9%         |  |
| <b>TOTAL INSTRUCTIONAL ADMINISTRATION</b>    | <b>435,897</b>     | <b>276,440</b>                     | <b>63.4%</b> | <b>76,110</b>  | <b>436,161</b>     | <b>274,303</b>                     | <b>62.9%</b> |  |
| <b>35 FOOD SERVICE</b>                       |                    |                                    |              |                |                    |                                    |              |  |
| 6100 PAYROLL COSTS                           | -                  | -                                  | -            | -              | 2,640              | -                                  | 0.0%         |  |
| 6200 CONTRACTED SERVICES                     | -                  | -                                  | -            | -              | -                  | -                                  | -            |  |
| 6300 SUPPLIES                                | -                  | -                                  | -            | -              | 2,640              | -                                  | 0.0%         |  |
| <b>TOTAL EXTRA-CURRICULAR ACTIVITIES</b>     | <b>-</b>           | <b>-</b>                           | <b>-</b>     | <b>-</b>       | <b>2,640</b>       | <b>-</b>                           | <b>0.0%</b>  |  |
| <b>36 EXTRA-CURRICULAR ACTIVITIES:</b>       |                    |                                    |              |                |                    |                                    |              |  |
| 6100 PAYROLL                                 | -                  | -                                  | -            | -              | 160,055            | 91,882                             | 57.4%        |  |
| 6200 CONTRACTED SERVICES                     | -                  | -                                  | -            | -              | 38,765             | 6,803                              | 17.5%        |  |
| 6300 SUPPLIES                                | -                  | -                                  | -            | -              | 136,740            | 131,168                            | 95.9%        |  |
| 6400 OTHER OPERATING COST                    | -                  | -                                  | -            | -              | 1,600              | -                                  | 0.0%         |  |
| <b>TOTAL EXTRA-CURRICULAR ACTIVITIES</b>     | <b>-</b>           | <b>-</b>                           | <b>-</b>     | <b>-</b>       | <b>337,360</b>     | <b>229,853</b>                     | <b>68.1%</b> |  |
| <b>41 GENERAL ADMINISTRATION:</b>            |                    |                                    |              |                |                    |                                    |              |  |
| 6100 PAYROLL                                 | 177,270            | 109,306                            | 61.7%        | 14,065         | 177,270            | 120,991                            | 68.3%        |  |
| 6200 CONTRACTED SERVICES                     | 189,667            | 101,141                            | 53.3%        | 2,074          | 172,872            | 109,526                            | 63.4%        |  |
| 6300 SUPPLIES                                | 90,636             | 56,819                             | 62.7%        | 1,198          | 57,721             | 37,691                             | 65.3%        |  |
| 6400 OTHER EXPENSE                           | 1,590,795          | 172,264                            | 10.8%        | 3,618          | 1,594,595          | 555,775                            | 34.9%        |  |
| <b>TOTAL GENERAL ADMINISTRATION</b>          | <b>2,048,368</b>   | <b>439,530</b>                     | <b>21.5%</b> | <b>20,956</b>  | <b>2,002,368</b>   | <b>823,971</b>                     | <b>41.1%</b> |  |
| <b>8911 INTERFUND TRANSFERS OUT</b>          |                    |                                    |              |                |                    |                                    |              |  |
| <b>TOTAL OTHER USES</b>                      | <b>-</b>           | <b>-</b>                           | <b>-</b>     | <b>-</b>       | <b>-</b>           | <b>-</b>                           | <b>-</b>     |  |
| <b>51 MAINTENANCE:</b>                       |                    |                                    |              |                |                    |                                    |              |  |
| 6100 PAYROLL                                 | -                  | -                                  | -            | -              | -                  | -                                  | -            |  |
| 6200 CONTRACTED SERVICES                     | -                  | -                                  | -            | -              | 3,650              | 640                                | 17.5%        |  |
| 6300 SUPPLIES                                | -                  | 37,557                             | 98.8%        | -              | 39,000             | 33,866                             | 86.8%        |  |
| 6400 OTHER OPERATING COST                    | -                  | -                                  | -            | -              | -                  | -                                  | -            |  |
| <b>TOTAL EXTRA-CURRICULAR ACTIVITIES:</b>    | <b>-</b>           | <b>37,557</b>                      | <b>98.8%</b> | <b>-</b>       | <b>39,000</b>      | <b>34,506</b>                      | <b>88.5%</b> |  |
| <b>TOTAL 6000 EXPENDITURES:</b>              | <b>2,522,265</b>   | <b>753,526</b>                     | <b>29.9%</b> | <b>97,066</b>  | <b>2,817,529</b>   | <b>1,362,633</b>                   | <b>48.4%</b> |  |
| <b>NET INCOME (LOSS)</b>                     | <b>(1,029,368)</b> | <b>407,022</b>                     |              | <b>50,469</b>  | <b>(1,029,368)</b> | <b>49,109</b>                      |              |  |
| <b>BEGINNING FUND BALANCE:</b>               | <b>1,148,903</b>   | <b>1,148,903</b>                   |              |                | <b>1,012,418</b>   | <b>1,012,418</b>                   |              |  |
| <b>ENDING FUND EQUITY BALANCE:</b>           | <b>119,535</b>     | <b>1,555,926</b>                   |              |                | <b>(16,950)</b>    | <b>1,061,527</b>                   |              |  |

**IRVING INDEPENDENT SCHOOL DISTRICT  
COMBINED STATEMENT OF REVENUE, EXPENSES AND  
CHANGES IN FUND NET ASSETS  
INTERNAL SERVICE FUNDS  
09/01/2019-04/30/2020**

|   | FOOD SERVICE<br>VENDING<br>712 | WORKERS<br>COMPENSATION<br>771 | UNEMPLOYMENT<br>772 | REFURBISHMENT<br>774 | SCIENCE<br>774 | PRINTSHOP<br>SERVICE CENTER<br>775 | TOTAL<br>PROPRIETARY<br>FUNDS<br>700-799 |
|---|--------------------------------|--------------------------------|---------------------|----------------------|----------------|------------------------------------|--|
| <b>OPERATING REVENUE</b>                        |                                |                                |                     |                      |                |                                    |  |
| 5700 Charges for Services                       | \$ -                           | \$ 829,663                     | \$ 7,537            | \$ 244,981           | \$ 244,981     | \$ 53,676                          | \$ 1,135,857                             |
| 5020 Total Operating Revenue                    | -                              | 829,663                        | 7,537               | 244,981              | 244,981        | 53,676                             | 1,135,857                                |
| <b>OPERATING EXPENSES</b>                       |                                |                                |                     |                      |                |                                    |  |
| 6100 Payroll Costs                              | -                              | 81,978                         | 27,328              | 130,873              | -              | -                                  | 240,179                                  |
| 6200 Professional/Contracted Services           | -                              | 23,739                         | 7,000               | -                    | -              | 70,403                             | 101,141                                  |
| 6300 Supplies and Materials                     | -                              | 28,665                         | -                   | 145,465              | -              | 28,154                             | 202,284                                  |
| 6400 Claims, Admin, & Other Expenses            | -                              | 195,437                        | 14,383              | 102                  | -              | -                                  | 209,923                                  |
| 6030 Total Operating Expenses                   | -                              | 329,818                        | 48,711              | 276,440              | -              | 98,557                             | 753,526                                  |
| Operating Income (Loss)                         | -                              | 499,844                        | (41,174)            | (31,458)             | (44,881)       | -                                  | 382,331                                  |
| <b>NON-OPERATING REVENUE</b>                    |                                |                                |                     |                      |                |                                    |  |
| 5742 Interest Income                            | -                              | 24,692                         | -                   | -                    | -              | -                                  | 24,692                                   |
| <b>OTHER SOURCES</b>                            |                                |                                |                     |                      |                |                                    |  |
| 7900 Interfund Transfers In                     | -                              | -                              | -                   | -                    | -              | -                                  | -  |
| <b>CHANGE IN NET ASSETS</b>                     | \$ -                           | \$ 524,536                     | \$ (41,174)         | \$ (31,458)          | \$ (44,881)    | \$ (44,881)                        | \$ 407,022                               |
| 0100 Total Net Assets - September 1 (Beginning) | \$ -                           | \$ 990,988                     | \$ 120,024          | \$ 22,825            | \$ 15,066      | \$ 15,066                          | \$ 1,148,903                             |
| 3000 <b>TOTAL NET ASSETS</b>                    | \$ -                           | \$ 1,515,524                   | \$ 78,849           | \$ (8,633)           | \$ (29,815)    | \$ (29,815)                        | \$ 1,555,926                             |

**IRVING INDEPENDENT SCHOOL DISTRICT**  
**COMBINED STATEMENT OF REVENUE, EXPENSES AND**  
**CHANGES IN FUND NET ASSETS**  
**INTERNAL SERVICE FUNDS**  
**09/01/2018-04/30/19**

|   | FOOD SERVICE<br>VENDING<br>712 | WORKERS<br>COMPENSATION<br>771 | UNEMPLOYMENT<br>772 | REFURBISHMENT<br>774 | SCIENCE<br>774 | PRINTSHOP<br>SERVICE CENTER<br>775 | TOTAL<br>PROPRIETARY<br>FUNDS<br>700-799 |
|---|--------------------------------|--------------------------------|---------------------|----------------------|----------------|------------------------------------|--|
| <b>OPERATING REVENUE</b>                        |                                |                                |                     |                      |                |                                    |  |
| 5700 Charges for Services                       | \$ 210,312                     | \$ 797,258                     | \$ 7,245            | \$ 7,245             | \$ 291,935     | \$ 71,384                          | \$ 1,378,133                             |
| 5020 Total Operating Revenue                    | <u>210,312</u>                 | <u>797,258</u>                 | <u>7,245</u>        | <u>7,245</u>         | <u>291,935</u> | <u>71,384</u>                      | <u>1,378,133</u>                         |
| <b>OPERATING EXPENSES</b>                       |                                |                                |                     |                      |                |                                    |  |
| 6100 Payroll Costs                              | 91,882                         | 96,717                         | 24,274              |                      | 116,928        |                                    | 329,801                                  |
| 6200 Professional/Contracted Services           | 6,803                          | 32,763                         |                     |                      |                | 76,762                             | 116,329                                  |
| 6300 Supplies and Materials                     | 131,168                        | 17,411                         | 30                  |                      | 157,122        | 20,879                             | 326,610                                  |
| 6400 Claims, Admin, & Other Expenses            | -                              | 564,176                        | 25,465              |                      | 253            |                                    | 589,894                                  |
| 6030 Total Operating Expenses                   | 229,853                        | 711,067                        | 49,770              |                      | 274,303        | 97,641                             | 1,362,633                                |
| Operating Income (Loss)                         | <u>(19,541)</u>                | <u>86,191</u>                  | <u>(42,525)</u>     |                      | <u>17,633</u>  | <u>(26,258)</u>                    | <u>15,500</u>                            |
| <b>NON-OPERATING REVENUE</b>                    |                                |                                |                     |                      |                |                                    |  |
| 5742 Interest Income                            | -                              | 33,609                         | -                   |                      | -              | -                                  | 33,609                                   |
| <b>OTHER SOURCES</b>                            |                                |                                |                     |                      |                |                                    |  |
| 7900 Interfund Transfers In                     | -                              | -                              | -                   |                      | -              | -                                  | -  |
| <b>CHANGE IN NET ASSETS</b>                     |                                |                                |                     |                      |                |                                    |  |
| 0100 Total Net Assets - September 1 (Beginning) | \$ (19,541)                    | \$ 119,800                     | \$ (42,525)         |                      | \$ 17,633      | \$ (26,258)                        | \$ 49,109                                |
| 3000 <b>TOTAL NET ASSETS</b>                    | <u>(66,372)</u>                | <u>773,329</u>                 | <u>188,046</u>      |                      | <u>75,576</u>  | <u>41,839</u>                      | <u>1,012,418</u>                         |
|   | \$ (85,913)                    | \$ 893,129                     | \$ 145,521          |                      | \$ 93,209      | \$ 15,581                          | \$ 1,061,527                             |

CONSOLIDATED BALANCE SHEET FOR 2020 8 - GO

| OBJ                 | OBJ DESCRIPTION                | NET CHANGE FOR PERIOD | ACCOUNT BALANCE       |
|---------------------|--------------------------------|-----------------------|-----------------------|
| <b>ASSETS</b>       |                                |                       |                       |
| 1111                | CASH IN BANK                   | 1,592,103.27          | 3,319,440.10          |
| 1151                | IMPREST FUNDS                  | .00                   | 2,534.00              |
| 1153                | IMPREST CHANGE FUND            | -250.00               | 4,971.00              |
| 1170                | LEGACY TEXAS MMA               | 10,470.18             | 20,677,861.70         |
| 1172                | CERTIFICATES OF DEPOSIT        | .00                   | 15,000,000.00         |
| 1173                | AGENCY SECURITIES              | .00                   | 35,003,465.66         |
| 1174                | ADJUSTMENT TO FAIR VALUE       | .00                   | -4,263.00             |
| 1175                | TEXPOOL                        | 7,485.36              | 20,015,279.60         |
| 1176                | TEXSTAR                        | 3,261.53              | 8,926,357.44          |
| 1177                | LONE STAR POOL                 | 2,490.33              | 5,434,916.52          |
| 1178                | TEXAS CLASS                    | -11,705,007.01        | 15,993,758.85         |
| 1179                | LOGIC                          | 46,800.91             | 53,960,128.22         |
| 1222                | PROPERTY TAXES - DELQ-PRIOR YE | .00                   | 6,124,272.00          |
| 1231                | ALLOWANCE FOR UNCOLLECTABLE TA | .00                   | -2,522,612.00         |
| 1241                | DUE FROM STATE                 | .00                   | 3,127,484.71          |
| 1251                | ACCRUED INTEREST               | 13,895.84             | 48,686.74             |
| 1262                | DUE FROM SPECIAL REVENUE       | .00                   | 1,961,790.00          |
| 1263                | DUE FROM I & S                 | -3,130.78             | 325,211.14            |
| 1266                | DUE FROM INTERNAL SERVICE FUND | .00                   | 2,536.00              |
| 1291                | RECEIVABLES                    | .00                   | 858,482.00            |
| 1295                | DUE FROM TRISTAR               | -619.25               | 2,165.90              |
| 1311                | INVENTORIES - GENERAL SUPPLIES | 8,935.06              | 328,625.55            |
| 1312                | INVENTORIES - SCHOOLDUDE       | 6,655.50              | 240,212.22            |
| 1313                | POSTAGE                        | .00                   | 48,713.15             |
| 1411                | DEFERRED EXPENDITURES          | .00                   | 57,420.00             |
| 1493                | RETURNED CHECKS                | .00                   | 2,949.53              |
| 1495                | PREPAID EXPENSE                | .00                   | 7,745.30              |
|                     | <b>TOTAL ASSETS</b>            | <b>-10,016,909.06</b> | <b>188,948,132.33</b> |
| <b>LIABILITIES</b>  |                                |                       |                       |
| 2110                | ACTIVE CARD INTEGRATION PAYABL | -78,393.79            | -201,288.95           |
| 2111                | ACCOUNTS PAYABLE               | 1,923,891.99          | -137,012.25           |
| 2113                | TAX REFUNDS/ATTNY'S FEE        | 27,310.22             | -538,785.63           |
| 2114                | RETAINAGES                     | .00                   | -4,524.00             |
| 2161                | ACCRUED WAGES PAYABLE          | .00                   | -13,768,052.26        |
| 2181                | DUE TO STATE                   | 4.59                  | -12,809.81            |
| 2189                | DUE TO OTHER GOVERNMENTS       | .00                   | -1,144,643.00         |
| 2199                | CREDIT CARD SUSPENSION         | 39,135.44             | -29,384.36            |
| 2311                | DEFERRED REVENUE               | -193.06               | -3,606,066.40         |
| 2312                | DEFERRED REVENUE               | .00                   | -838,482.00           |
|                     | <b>TOTAL LIABILITIES</b>       | <b>1,911,755.39</b>   | <b>-20,321,048.66</b> |
| <b>FUND BALANCE</b> |                                |                       |                       |
| 3411                | RESERVE FOR INVENTORIES        | .00                   | -638,177.00           |

CONSOLIDATED BALANCE SHEET FOR 2020 8 - GO

| OBJ                 | OBJ DESCRIPTION                         | NET CHANGE FOR PERIOD | ACCOUNT BALANCE        |
|---------------------|---|-----------------------|------------------------|
| <b>FUND BALANCE</b> |   |                       |                        |
| 3431                | RESERVE FOR PREPAID ITEMS               | .00                   | -67,847.00             |
| 3441                | RESERVE FOR OUTSTANDING ENCUMB          | .00                   | 392,378.42             |
| 3591                | OTHER DESIGNATED FUND BALANCE           | .00                   | -3,024,775.00          |
| 3611                | FUND BALANCE BEG-OF-YEAR                | .00                   | -101,773,592.43        |
| 3612                | BUDGET SURPLUS/DEFICIT                  | .00                   | -62,813.69             |
| 4310                | RESERVE FOR ENCUMBRANCES                | 1,398,778.84          | -8,660,405.71          |
| 4311                | RESERVE FOR ENCUMBRANCES                | -1,398,778.84         | 8,660,405.71           |
| 5010                | ESTIMATED REVENUE - CO                  | 12,572.45             | 340,252,711.96         |
| 5050                | REALIZED REVENUE - CO                   | -16,389,707.61        | -267,721,197.80        |
| 6010                | APPROPRIATED EXPENDITURES - CO          | -12,572.45            | -340,189,898.27        |
| 6050                | EXPENDITURES - CO                       | 24,494,861.28         | 204,206,127.14         |
|                     | <b>TOTAL FUND BALANCE</b>               | <b>8,105,153.67</b>   | <b>-168,627,083.67</b> |
|                     | <b>TOTAL LIABILITIES + FUND BALANCE</b> | <b>10,016,909.06</b>  | <b>-188,948,132.33</b> |

\*\* END OF REPORT - Generated by MAHDIA LALEE \*\*

CONSOLIDATED BALANCE SHEET FOR 2020 8 - FS

| OBJ                 | OBJ DESCRIPTION                  | NET CHANGE FOR PERIOD | ACCOUNT BALANCE |
|---------------------|----------------------------------|-----------------------|-----------------|
| <b>ASSETS</b>       |                                  |                       |                 |
| 1111                | CASH IN BANK                     | -1,732,632.03         | -19,917,442.45  |
| 1151                | IMPREST FUNDS                    | .00                   | 1,000.00        |
| 1153                | IMPREST CHANGE FUND              | .00                   | 7,650.00        |
| 1178                | TEXAS CLASS                      | 1,081,387.24          | 24,492,342.99   |
| 1241                | DUE FROM STATE                   | -233,068.95           | 1,003,322.26    |
| 1311                | INVENTORIES - GENERAL SUPPLIES   | .00                   | 1,726,843.13    |
|                     | TOTAL ASSETS                     | -884,313.74           | 7,313,715.93    |
| <b>LIABILITIES</b>  |                                  |                       |                 |
| 2110                | ACTIVE CARD INTEGRATION PAYABL   | -49.82                | -3,744.81       |
| 2111                | ACCOUNTS PAYABLE                 | 292,880.41            | -2,458.47       |
|                     | TOTAL LIABILITIES                | 292,830.59            | -6,203.28       |
| <b>FUND BALANCE</b> |                                  |                       |                 |
| 3411                | RESERVE FOR INVENTORIES          | .00                   | -203,880.00     |
| 3441                | RESERVE FOR OUTSTANDING ENCUMB   | .00                   | 9,487.00        |
| 3451                | RESERVE - FOOD SERVICE           | .00                   | -4,513,481.93   |
| 3612                | BUDGET SURPLUS/DEFICIT           | .00                   | 3,763,100.00    |
| 4310                | RESERVE FOR ENCUMBRANCES         | 96,023.16             | -168,307.06     |
| 4311                | RESERVE FOR ENCUMBRANCES         | -96,023.16            | 168,307.06      |
| 5010                | ESTIMATED REVENUE - CO           | .00                   | 24,630,193.00   |
| 5050                | REALIZED REVENUE - CO            | -892,545.02           | -17,962,637.66  |
| 6010                | APPROPRIATED EXPENDITURES - CO   | .00                   | -28,333,293.00  |
| 6050                | EXPENDITURES - CO                | 1,484,028.17          | 15,362,999.94   |
|                     | TOTAL FUND BALANCE               | 591,483.15            | -7,307,512.65   |
|                     | TOTAL LIABILITIES + FUND BALANCE | 884,313.74            | -7,313,715.93   |

\*\* END OF REPORT - Generated by MAHDIA LALEE \*\*

CONSOLIDATED BALANCE SHEET FOR 2020 8 - DS

| OBJ                 | OBJ DESCRIPTION                         | NET CHANGE FOR PERIOD | ACCOUNT BALANCE       |
|---------------------|---|-----------------------|-----------------------|
| <b>ASSETS</b>       |   |                       |                       |
| 1111                | CASH IN BANK                            | 123,133.30            | 8,326,367.60          |
| 1177                | LONE STAR POOL                          | 394.39                | 860,708.91            |
| 1178                | TEXAS CLASS                             | -1,487.31             | 7,776,918.34          |
| 1222                | PROPERTY TAXES - DELQ-PRIOR YE          | .00                   | 1,758,291.00          |
| 1231                | ALLOWANCE FOR UNCOLLECTABLE TA          | .00                   | -893,840.00           |
| 1241                | DUE FROM STATE                          | .00                   | 343,333.00            |
|                     | <b>TOTAL ASSETS</b>                     | <b>122,040.38</b>     | <b>18,171,798.85</b>  |
| <b>LIABILITIES</b>  |   |                       |                       |
| 2171                | DUE TO GENERAL FUND                     | 3,130.78              | -325,211.14           |
| 2311                | DEFERRED REVENUE                        | .00                   | -864,451.00           |
|                     | <b>TOTAL LIABILITIES</b>                | <b>3,130.78</b>       | <b>-1,189,662.14</b>  |
| <b>FUND BALANCE</b> |   |                       |                       |
| 3480                | RESTRICTED - LT DEBT RETIREMEN          | .00                   | -5,751,969.66         |
| 3611                | FUND BALANCE BEG-OF-YEAR                | .00                   | -10,820,287.77        |
| 3612                | BUDGET SURPLUS/DEFICIT                  | .00                   | 9,679,050.16          |
| 5010                | ESTIMATED REVENUE - CO                  | .00                   | 81,100,164.45         |
| 5050                | REALIZED REVENUE - CO                   | -133,671.16           | -83,488,967.73        |
| 6010                | APPROPRIATED EXPENDITURES - CO          | .00                   | -90,779,214.61        |
| 6050                | EXPENDITURES - CO                       | 8,500.00              | 83,079,088.45         |
|                     | <b>TOTAL FUND BALANCE</b>               | <b>-125,171.16</b>    | <b>-16,982,136.71</b> |
|                     | <b>TOTAL LIABILITIES + FUND BALANCE</b> | <b>-122,040.38</b>    | <b>-18,171,798.85</b> |

\*\* END OF REPORT - Generated by MAHDIA LALEE \*\*



**CONSENT AGENDA**  
**06/29/2020**

**TOPIC:** Consider Approval of Resolution and Order No. 19-20-20 Authorizing June Amendment to the 2019-2020 Budget and Declaration of Surplus Funds

| <b>Revenue &amp; Other Resources</b>         | <b>Approved<br/>Amended Budget</b> | <b>Proposed<br/>Amendments</b> | <b>Amended<br/>Budget</b> |
|--|------------------------------------|--------------------------------|---------------------------|
| General Operating Fund                       | \$340,252,712                      | 11,032                         | \$340,263,744             |
| Food Service Fund                            | 24,630,193                         | -                              | \$24,630,193              |
| Debt Service Fund                            | 81,100,164                         | 5,000,000                      | \$86,100,164              |
| Capital Projects Fund                        | -                                  | -                              | \$0                       |
| <b>Total Revenue &amp; Other Sources</b>     | <b>\$445,983,069</b>               | <b>\$ 5,011,032</b>            | <b>\$ 450,994,102</b>     |
| <b>Appropriations &amp; Other Uses</b>       |                                    |                                |                           |
| General Operating Fund                       | \$ 340,189,898                     | \$ 5,018,932                   | \$345,208,830             |
| Food Service Fund                            | 28,393,293                         | -                              | 28,393,293                |
| Debt Service Fund                            | 90,779,215                         | 5,000,000                      | 95,779,215                |
| Capital Projects Fund                        | 3,887,728                          | -                              | 3,887,728                 |
| <b>Total Appropriations &amp; Other Uses</b> | <b>\$ 463,250,134</b>              | <b>\$ 10,018,932</b>           | <b>\$473,269,066</b>      |

**SUBMITTED BY:** Gary Micinski and Steve Franks

**BACKGROUND:** In accordance with Texas Education Code Sec. 44.006, "Public funds of the school district may not be spent in any manner other than as provided for in the budget adopted by the board of trustees, but the board may amend a budget or adopt a supplementary emergency budget to cover necessary unforeseen expenses."

**ADMINISTRATIVE RECOMMENDATION:** The Administration recommends approving Resolution and Order No. 19-20-20 increasing the District's total budgeted revenue to \$450,994,102 and increasing total appropriations to \$473,269,066

**RECOMMENDED BOARD MOTION:** I move the Board approve Resolution and Order No. 19-20-20.

**ATTACHMENTS:**

1. Memo from Steve Franks to Gary Micinski
2. Resolution and Order No. 19-20-20

Date: June 29, 2020  
 To: Gary Micinski, Chief Financial Officer  
 From: Steve Franks, Director of Business Operations  
 Subject: June Amendment to the 2019-2020 Budget

**General Operating Fund\***

Total budgeted revenue to increase by \$11,032 dollars and total budgeted appropriations and other uses increase by \$5,018,932 which is summarized as follows:

Revenue:

|                                      |        |                  |
|--------------------------------------|--------|------------------|
| ➤ Increases to campus activity funds |        |                  |
| 5755 – Activity Fund Receipt         | 11,032 | 11,032           |
|                                      |        | <u>\$ 11,032</u> |

Appropriations:

|  |          |                  |
|--|----------|------------------|
| ➤ Increases to campus activity funds (from campus fund balance) to reflect increase in fund balance: |          |                  |
| Function 11 – Instruction  | 11,146   |                  |
| Function 23 – School Administration  | (1,800)  |                  |
| Function 36 – Extra-Curricular Activities  | 2,086    | 11,432           |
| ➤ Increases (decreases) to budget for other transfers:   |          |                  |
| Function 11 – Instruction  | (93,667) |                  |
| Function 12 – Library  | (1,503)  |                  |
| Function 13 – Staff Development  | 16,034   |                  |
| Function 21 – Instructional Administration   | 24,191   |                  |
| Function 23 – School Administration  | 20,775   |                  |
| Function 31 – Counseling Services  | (1,585)  |                  |
| Function 36 – Extra-Curricular Activities  | 32,954   |                  |
| Function 51 – Maintenance  | 1,805    |                  |
| Function 52 – Security   | 44,743   |                  |
| Function 61 – Community Services   | 996      |                  |
| Function 81 – Facilities   | (44,743) | 0                |
| ➤ Increases (decreases) to budget for VILS Grant   |          |                  |
| Function 11 – Instruction  | 7,500    | 7,500            |
|  |          | <u>\$ 18,932</u> |

\*See General Fund surplus transfer in Debt Service also.

**Food Service Fund**

There were no proposed budget changes to the Debt Service Fund.

**Debt Service Fund**

|   |                |
|---|----------------|
| General Fund surplus transfer to Debt Service           |                |
| Fund 199 Object 8000 Transfer Out (General Fund)        | \$5,000,000.00 |
| Fund 599 Object 7000 Transfer In (Debt Service Fund)    | \$5,000,000.00 |
| Fund 599 Function 71 Object 6000 Expense (Debt Service) | \$5,000,000.00 |

## AGENDA SHEET

**Meeting Date:** 06/29/2020

**Resolution/Order No.:** 19-20-20

**Topic:** A Resolution of the Board of Trustees of the Irving Independent School District Adopting an Order Approving Amendment to the 2019-2020 Budget, Appropriating Necessary Funds for Certain Transactions or Projects, and Authorizing Other Matters Relating to the Subject and Declaration of Surplus Funds.

**WHEREAS**, the Board of Trustees of the Irving Independent School District heretofore adopted the District's Budget for the 2019-2020 fiscal year which contained estimates of resources and revenues for the year from various sources, and included various capital projects and purchases to be undertaken during the fiscal year, together with the estimated costs thereof; and

**WHEREAS**, it is now apparent the Budget, as amended, should be amended to properly reflect actual changes in operations, revenues, activities, and projects not earlier foreseen or contemplated; and

**WHEREAS**, the Administrative Staff of the District has submitted proposed amendments to the 2019-2020 Budget reflecting the funds and sources of revenues to be allocated to and appropriated for the described projects or activities, a true and correct copy being attached hereto and marked Exhibit "A".

**NOW, THEREFORE, BE IT RESOLVED BY THE BOARD OF TRUSTEES OF THE IRVING INDEPENDENT SCHOOL DISTRICT THAT THE TRUSTEES ADOPT THE FOLLOWING ORDER THAT:**

**SECTION 1:** The proposed amendments to the Budget for the 2019-2020 fiscal year, as amended, as filed and submitted to the District's Board of Trustees and described in Exhibit "A" hereto, containing estimates of resources and revenues for the year from all of the various sources, and the projects, operations, activities, and purchases proposed to be undertaken during the remainder of the year, together with estimated costs thereof, and estimates amounts of all other proposed expenditures, are hereby approved and adopted.

**SECTION 2:** A true and correct copy of Exhibit "A" be filed in the minutes of the Board of Trustees with this Resolution and Order.

**SECTION 3:** There are hereby appropriated from the funds indicated and for such purposes, respectively, such sums of money as may be required for the accomplishment of each of the projects, activities, operations, purchases, or other expenditures described in Exhibit "A" not to exceed for all such payment proposed for any department the total amount of the estimated costs of such projects, operations, activities, purchases, and

other expenditures proposed for such department, the actual expenditures of which to be authorized in accordance with law and policies of the Board of Trustees.

**SECTION 4:** Funds transferred from the General Fund to the Debt Service Fund are hereby designated as a transfer of surplus funds not necessary for the day-to-day operations of the District and by adoption of this resolution and/or amendment, the Board hereby determines that using surplus funds to support the payment of debt or fees on existing or future school district bonds (or advanced refundings or refundings) is a purpose necessary in the conduct of the school district.

**SECTION 5:** Should any part, portion, section, or part of a section of this Order or the amended Budget be declared invalid, inoperative, or void for any reason by a court of competent jurisdiction, such decision, opinion, judgment shall in no way affect the remaining portions, parts, sections, or parts of sections of the Order or the amendments to the Budget, which provisions shall be, remain, and continue to be in full force and effect.

**IT IS SO RESOLVED.**

**PASSED, APPROVED AND ENACTED** by the Board of Trustees of the Irving Independent School District, Irving, Texas, on 6/29/2020, at a duly constituted meeting for which notice was timely given.

---

A.D. Jenkins, President  
Board of Trustees  
Irving Independent School District

ATTEST:

---

Randy Randle, Secretary  
Board of Trustees  
Irving Independent School District

IRVING INDEPENDENT SCHOOL DISTRICT  
OFFICIAL DISTRICT BUDGET  
GENERAL OPERATING FUND  
June 2020 BUDGET AMENDMENT

|  | ORIGINAL<br>BUDGET | PROPOSED<br>AMENDMENTS<br>TO ORIGINAL<br>BUDGET | APPROVED<br>AMENDED<br>BUDGET | PROPOSED<br>AMENDMENTS | NEW AMENDED<br>BUDGET |
|--|--------------------|---|-------------------------------|------------------------|-----------------------|
| <b>REVENUE:</b>                        |                    |   |                               |                        |                       |
| <b>LOCAL RESOURCES:</b>                |                    |   |                               |                        |                       |
| 5711 TAXES CURRENT YEAR                | 143,312,706        | -   | 143,312,706.00                | -                      | 143,312,706.00        |
| 5712 DELINQUENT TAXES                  | 720,164            | -   | 720,164.00                    | -                      | 720,164.00            |
| 5719 OTHER TAX RELATED REVENUE         | 500,000            | -   | 500,000.00                    | -                      | 500,000.00            |
| <b>TOTAL TAXES</b>                     | <b>144,532,870</b> | <b>-</b>  | <b>144,532,870</b>            | <b>-</b>               | <b>144,532,870</b>    |
| <b>OTHER LOCAL REVENUE:</b>            |                    |   |                               |                        |                       |
| 5735 SUMMER SCHOOL                     | 50,000             | -   | 50,000                        | -                      | 50,000                |
| 5738 PARKING FEES                      | 5,000              | -   | 5,000                         | -                      | 5,000                 |
| 5739 OTHER TUITION AND FEES            | 350,000            | -   | 350,000                       | -                      | 350,000               |
| 5742 INVESTMENT EARNINGS               | 1,000,000          | -   | 1,000,000                     | -                      | 1,000,000             |
| 5743 RENTAL OF FACILITIES              | 200,000            | -   | 200,000                       | -                      | 200,000               |
| 5744 GIFTS AND BEQUESTS                | 150,000            | 71,576  | 221,576                       | -                      | 221,576               |
| 5745 NET INSURANCE RECOVERY            | -                  | -   | -                             | -                      | -                     |
| 5746 TIF TAXES COLLECTED               | -                  | -   | -                             | -                      | -                     |
| 5749 MISCELLANEOUS                     | -                  | 249,184   | 249,184                       | -                      | 249,184               |
| 5752 ATHLETIC                          | 261,000            | -   | 261,000                       | -                      | 261,000               |
| 5755 ACTIVITY FUND RECEIPTS            | 1,250,000          | 339,585   | 1,589,585                     | 11,032                 | 1,600,617             |
| 5766 CONCURRENT ENROLLMENT             | 25,000             | -   | 25,000                        | -                      | 25,000                |
| 5767 IRVING SCHOOL FOUNDATION          | -                  | -   | -                             | -                      | -                     |
| 5769 REVENUE FROM INTERMEDIATE         | 150,000            | -   | 150,000                       | -                      | 150,000               |
| <b>TOTAL OTHER LOCAL RESOURCES</b>     | <b>3,441,000</b>   | <b>660,345</b>                                  | <b>4,101,345</b>              | <b>11,032</b>          | <b>4,112,377</b>      |
| <b>TOTAL LOCAL RESOURCES</b>           | <b>147,973,870</b> | <b>660,345</b>                                  | <b>148,634,215</b>            | <b>11,032</b>          | <b>148,645,247</b>    |
| <b>STATE RESOURCES:</b>                |                    |   |                               |                        |                       |
| 5811 PER CAPITA                        | 7,894,020          | -   | 7,894,020                     | -                      | 7,894,020             |
| 5812 FOUNDATION ENTITLEMENTS           | 165,627,056        | -   | 165,627,056                   | -                      | 165,627,056           |
| 5819 FOUNDATION SUMMER SCHOOL          | -                  | -   | -                             | -                      | -                     |
| 5829 TEA/NON-FOUNDATION REVENUE        | -                  | -   | -                             | -                      | -                     |
| 5831 STATE T.R.S. ON BEHALF            | 12,962,813         | -   | 12,962,813                    | -                      | 12,962,813            |
| <b>TOTAL STATE RESOURCES</b>           | <b>186,483,889</b> | <b>-</b>  | <b>186,483,889</b>            | <b>-</b>               | <b>186,483,889</b>    |
| <b>FEDERAL RESOURCES:</b>              |                    |   |                               |                        |                       |
| 5929 FEDERAL REVENUE - INDIRECT COST   | 350,000            | -   | 350,000                       | -                      | 350,000               |
| 5931 SHARS REIMBURSEMENT               | 3,800,000          | -   | 3,800,000                     | -                      | 3,800,000             |
| 5946 BABS SUBSIDY                      | 734,608            | -   | 734,608                       | -                      | 734,608               |
| 5949 R.O.T.C. REIMBURSEMENT            | 250,000            | -   | 250,000                       | -                      | 250,000               |
| <b>TOTAL FEDERAL RESOURCES</b>         | <b>5,134,608</b>   | <b>-</b>  | <b>5,134,608</b>              | <b>-</b>               | <b>5,134,608</b>      |
| <b>TOTAL REVENUES</b>                  | <b>339,592,367</b> | <b>660,345</b>                                  | <b>340,252,712</b>            | <b>11,032</b>          | <b>340,263,744</b>    |
| <b>OTHER SOURCES</b>                   |                    |   |                               |                        |                       |
| 7912 SALE OF FIXED ASSETS              | -                  | -   | -                             | -                      | -                     |
| 7915 INTERFUND TRANSFERS IN            | -                  | -   | -                             | -                      | -                     |
| <b>TOTAL OTHER SOURCES</b>             | <b>-</b>           | <b>-</b>  | <b>-</b>                      | <b>-</b>               | <b>-</b>              |
| <b>TOTAL REVENUE AND OTHER SOURCES</b> | <b>339,592,367</b> | <b>660,345</b>                                  | <b>340,252,712</b>            | <b>11,032</b>          | <b>340,263,744</b>    |

IRVING INDEPENDENT SCHOOL DISTRICT  
OFFICIAL DISTRICT BUDGET  
GENERAL OPERATING FUND  
June 2020 BUDGET AMENDMENT

|   | <u>ORIGINAL<br/>BUDGET</u> | <u>PROPOSED<br/>AMENDMENTS<br/>TO ORIGINAL<br/>BUDGET</u> | <u>APPROVED<br/>AMENDED<br/>BUDGET</u> | <u>PROPOSED<br/>AMENDMENTS</u> | <u>NEW AMENDED<br/>BUDGET</u> |
|---|----------------------------|---|--|--------------------------------|-------------------------------|
| <b>EXPENDITURES:</b>                                  |                            |   |  |                                |                               |
| 11 Instruction  | 200,858,083                | 2,397,490   | 203,255,573                            | (75,021)                       | 203,180,552                   |
| 12 Library  | 5,629,058                  | 46,374  | 5,675,432                              | (1,503)                        | 5,673,929                     |
| 13 Staff Development                                  | 5,263,354                  | 490,229   | 5,753,583                              | 16,034                         | 5,769,617                     |
| 21 Instructional Administration                       | 5,524,034                  | 43,000  | 5,567,034                              | 24,191                         | 5,591,225                     |
| 23 School Administration                              | 21,275,254                 | 188,429   | 21,463,683                             | 18,975                         | 21,482,659                    |
| 31 Counseling Services                                | 15,333,559                 | 143,276   | 15,476,835                             | (1,585)                        | 15,475,251                    |
| 32 Attendance Services                                | 1,589,940                  | -   | 1,589,940                              | -                              | 1,589,940                     |
| 33 Health Services                                    | 3,399,392                  | 41,166  | 3,440,558                              | -                              | 3,440,558                     |
| 34 Pupil Transportation                               | 16,452,190                 | (3,086,391)   | 13,365,799                             | -                              | 13,365,799                    |
| 35 Food Services                                      | 673,353                    | -   | 673,353                                | -                              | 673,353                       |
| 36 Extra-Curricular Activities                        | 6,665,751                  | (47,484)  | 6,618,267                              | 35,040                         | 6,653,307                     |
| 41 General Administration                             | 8,998,458                  | 146,219   | 9,144,677                              | -                              | 9,144,677                     |
| 51 Maintenance  | 26,068,158                 | 1,545,197   | 27,613,355                             | 1,805                          | 27,615,161                    |
| 52 Security   | 4,221,207                  | 220,616   | 4,441,823                              | 44,743                         | 4,486,566                     |
| 53 Data Processing                                    | 10,358,386                 | 106,577   | 10,464,963                             | -                              | 10,464,963                    |
| 61 Community Services                                 | 558,464                    | 400,467   | 958,931                                | 996                            | 959,927                       |
| 81 Facilities   | 4,615,934                  | (745,300)   | 3,870,634                              | (44,743)                       | 3,825,891                     |
| 95 Payments to JJAEP                                  | 190,000                    | -   | 190,000                                | -                              | 190,000                       |
| 97 Payments to Tax Increment Funds                    | 0                          | -   | -                                      | -                              | -                             |
| 99 Intergovernmental Charges                          | 625,457                    | -   | 625,457                                | -                              | 625,457                       |
| <b>TOTAL EXPENDITURES</b>                             | <u>338,300,032</u>         | <u>1,889,866</u>  | <u>340,189,898</u>                     | <u>18,932</u>                  | <u>340,208,830</u>            |
| <b>OTHER USES</b>                                     |                            |   |  |                                |                               |
| 8911 Interfund Transfers Out                          | -                          | -   | -                                      | 5,000,000                      | 5,000,000                     |
| <b>TOTAL EXPENDITURES AND OTHER USES</b>              | <u>338,300,032</u>         | <u>1,889,866</u>  | <u>340,189,898</u>                     | <u>5,018,932</u>               | <u>345,208,830</u>            |
| <b>EXCESS (DEFICIENCY) REVENUES OVER EXPENDITURES</b> | 1,292,335                  | 2,550,211   | 62,814                                 | (5,007,900)                    | (4,945,086)                   |
| <b>EST. BEGINNING FUND BALANCE</b>                    | <u>97,625,992</u>          | -   | <u>97,625,992</u>                      | -                              | <u>97,625,992</u>             |
| <b>ENDING FUND BALANCE</b>                            | <u>98,918,327</u>          | <u>2,550,211</u>  | <u>97,688,806</u>                      | <u>(5,007,900)</u>             | <u>92,680,906</u>             |

IRVING INDEPENDENT SCHOOL DISTRICT  
OFFICIAL DISTRICT BUDGET  
FOOD SERVICE  
June 2020 BUDGET AMENDMENT

|   | ORIGINAL<br>BUDGET | APPROVED<br>AMENDMENTS | APPROVED<br>AMENDED<br>BUDGET | PROPOSED<br>AMENDMENTS | NEW AMENDED<br>BUDGET |
|---|--------------------|------------------------|-------------------------------|------------------------|-----------------------|
| <b>REVENUE:</b>                                       |                    |                        |                               |                        |                       |
| <b>LOCAL RESOURCES:</b>                               |                    |                        |                               |                        |                       |
| 5742 INVESTMENT EARNINGS                              | 250,000            | -                      | 250,000                       | -                      | 250,000               |
| 5751 FOOD SERVICES                                    | 2,700,000          | -                      | 2,700,000                     | -                      | 2,700,000             |
| 5755 ACTIVITY FUND RECEIPTS                           | 150,000            | -                      | 150,000                       | -                      | 150,000               |
| <b>TOTAL LOCAL RESOURCES</b>                          | <b>3,100,000</b>   | <b>-</b>               | <b>3,100,000</b>              | <b>-</b>               | <b>3,100,000</b>      |
| <b>STATE RESOURCES:</b>                               |                    |                        |                               |                        |                       |
| 5829 STATE MATCH - FOOD SERVICE                       | 120,000            | -                      | 120,000                       | -                      | 120,000.00            |
| <b>TOTAL STATE RESOURCES</b>                          | <b>120,000</b>     | <b>-</b>               | <b>120,000</b>                | <b>-</b>               | <b>120,000</b>        |
| <b>FEDERAL RESOURCES:</b>                             |                    |                        |                               |                        |                       |
| 5921 SCHOOL BREAKFAST PROGRAM                         | 5,500,000          | -                      | 5,500,000                     | -                      | 5,500,000             |
| 5922 NATIONAL SCHOOL LUNCH PROGRAM                    | 14,410,193         | -                      | 14,410,193                    | -                      | 14,410,193            |
| 5923 USDA DONATED COMMODITIES                         | 1,300,000          | -                      | 1,300,000                     | -                      | 1,300,000             |
| 5939 SUMMER FEEDING PROGRAM                           | 200,000            | -                      | 200,000                       | -                      | 200,000               |
| <b>TOTAL FEDERAL RESOURCES</b>                        | <b>21,410,193</b>  | <b>-</b>               | <b>21,410,193</b>             | <b>-</b>               | <b>21,410,193</b>     |
| <b>TOTAL REVENUE AND OTHER SOURCES</b>                | <b>24,630,193</b>  | <b>-</b>               | <b>24,630,193</b>             | <b>-</b>               | <b>24,630,193</b>     |
| <b>EXPENDITURES:</b>                                  |                    |                        |                               |                        |                       |
| 35 Food Services                                      | 23,980,193         | 7,887                  | 23,988,080                    | -                      | 23,988,080            |
| 36 Extra-Curricular Activities                        | -                  | 1,600                  | 1,600                         | -                      | 1,600                 |
| 51 Maintenance & Operations                           | 650,000            | -                      | 650,000                       | -                      | 650,000               |
| 81 Facilities   | 2,000,000          | 1,753,613              | 3,753,613                     | -                      | 3,753,613             |
| <b>TOTAL EXPENDITURES</b>                             | <b>26,630,193</b>  | <b>1,763,100</b>       | <b>28,393,293</b>             | <b>-</b>               | <b>28,393,293</b>     |
| <b>OTHER USES</b>                                     |                    |                        |                               |                        |                       |
| 8911 Interfund Transfers Out                          | -                  | -                      | -                             | -                      | -                     |
| <b>TOTAL EXPENDITURES AND OTHER USES</b>              | <b>26,630,193</b>  | <b>1,763,100</b>       | <b>28,393,293</b>             | <b>-</b>               | <b>28,393,293</b>     |
| <b>EXCESS (DEFICIENCY) REVENUES OVER EXPENDITURES</b> | <b>(2,000,000)</b> | <b>(1,763,100)</b>     | <b>(3,763,100)</b>            | <b>-</b>               | <b>(3,763,100)</b>    |
| <b>EST. BEGINNING FUND BALANCE</b>                    | <b>4,769,340</b>   | <b>-</b>               | <b>4,769,340</b>              | <b>-</b>               | <b>4,769,340</b>      |
| <b>ENDING FUND BALANCE</b>                            | <b>2,769,340</b>   | <b>(1,763,100)</b>     | <b>1,006,240</b>              | <b>-</b>               | <b>1,006,240</b>      |

IRVING INDEPENDENT SCHOOL DISTRICT  
OFFICIAL DISTRICT BUDGET  
DEBT SERVICE  
June 2020 BUDGET AMENDMENT

|   | ORIGINAL<br>BUDGET | APPROVED<br>AMENDMENTS | APPROVED<br>AMENDED<br>BUDGET | PROPOSED<br>AMENDMENTS | NEW AMENDED<br>BUDGET |
|---|--------------------|------------------------|-------------------------------|------------------------|-----------------------|
| <b>REVENUE:</b>                                       |                    |                        |                               |                        |                       |
| <b>LOCAL RESOURCES:</b>                               |                    |                        |                               |                        |                       |
| 5711 TAXES CURRENT YEAR                               | 36,359,978         | -                      | 36,359,978                    | -                      | 36,359,978            |
| 5712 DELINQUENT TAXES                                 | 367,272            | -                      | 367,272                       | -                      | 367,272               |
| 5719 OTHER TAX RELATED REVENUE                        | 100,000            | -                      | 100,000                       | -                      | 100,000               |
| <b>TOTAL TAXES</b>                                    | <b>36,827,250</b>  | <b>-</b>               | <b>36,827,250</b>             | <b>-</b>               | <b>36,827,250</b>     |
| <b>OTHER LOCAL REVENUE:</b>                           |                    |                        |                               |                        |                       |
| 5742 INVESTMENT EARNINGS                              | 100,000            | -                      | 100,000                       | -                      | 100,000               |
| 5799 ISD-TNT ADJUSTMENT                               | -                  | -                      | -                             | -                      | -                     |
| <b>TOTAL OTHER LOCAL SOURCES</b>                      | <b>100,000</b>     | <b>-</b>               | <b>100,000</b>                | <b>-</b>               | <b>100,000</b>        |
| <b>TOTAL LOCAL RESOURCES</b>                          | <b>36,927,250</b>  | <b>-</b>               | <b>36,927,250</b>             | <b>-</b>               | <b>36,927,250</b>     |
| <b>STATE RESOURCES:</b>                               |                    |                        |                               |                        |                       |
| 5829 TEA/NON-FOUNDATION REVENUE                       | -                  | -                      | -                             | -                      | -                     |
| <b>TOTAL STATE RESOURCES</b>                          | <b>-</b>           | <b>-</b>               | <b>-</b>                      | <b>-</b>               | <b>-</b>              |
| <b>TOTAL REVENUES</b>                                 | <b>36,927,250</b>  | <b>-</b>               | <b>36,927,250</b>             | <b>-</b>               | <b>36,927,250</b>     |
| <b>OTHER SOURCES :</b>                                |                    |                        |                               |                        |                       |
| 7911 SALE OF BONDS                                    | -                  | 42,020,000             | 42,020,000                    | -                      | 42,020,000            |
| 7915 INTERFUND TRANSFERS IN                           | -                  | -                      | -                             | 5,000,000              | 5,000,000             |
| 7916 PREMIUM (DISCOUNT) BONDS PAYABLE                 | -                  | 2,152,914              | 2,152,914                     | -                      | 2,152,914             |
| <b>TOTAL OTHER SOURCES</b>                            | <b>-</b>           | <b>44,172,914</b>      | <b>44,172,914</b>             | <b>5,000,000</b>       | <b>49,172,914</b>     |
| <b>TOTAL REVENUE AND OTHER SOURCES</b>                | <b>36,927,250</b>  | <b>44,172,914</b>      | <b>81,100,164</b>             | <b>5,000,000</b>       | <b>86,100,164</b>     |
| <b>EXPENDITURES:</b>                                  |                    |                        |                               |                        |                       |
| 71 DEBT SERVICE                                       | 46,894,682         | 110,000                | 47,004,682                    | 5,000,000              | 52,004,682            |
| <b>TOTAL EXPENDITURES</b>                             | <b>46,894,682</b>  | <b>110,000</b>         | <b>47,004,682</b>             | <b>5,000,000</b>       | <b>52,004,682</b>     |
| <b>OTHER USES :</b>                                   |                    |                        |                               |                        |                       |
| 8949 REFUNDING BONDS                                  | -                  | 43,774,533             | 43,774,533                    | -                      | 43,774,533            |
| <b>TOTAL EXPENDITURES AND OTHER USES</b>              | <b>46,894,682</b>  | <b>43,884,533</b>      | <b>90,779,215</b>             | <b>5,000,000</b>       | <b>95,779,215</b>     |
| <b>EXCESS (DEFICIENCY) REVENUES OVER EXPENDITURES</b> | <b>(9,967,432)</b> | <b>288,382</b>         | <b>(9,679,050)</b>            | <b>-</b>               | <b>(9,679,050)</b>    |
| <b>EST. BEGINNING FUND BALANCE</b>                    | <b>10,440,359</b>  | <b>-</b>               | <b>10,440,359</b>             | <b>-</b>               | <b>10,440,359</b>     |
| <b>ENDING FUND BALANCE</b>                            | <b>472,927</b>     | <b>288,382</b>         | <b>761,309</b>                | <b>-</b>               | <b>761,309</b>        |

IRVING INDEPENDENT SCHOOL DISTRICT  
OFFICIAL DISTRICT BUDGET  
CAPITAL PROJECT - CAPITAL PROJECTS (MacArthur High School 19910)  
June 2020 BUDGET AMENDMENT

|   | <u>ORIGINAL<br/>BUDGET</u> | <u>APPROVED<br/>AMENDMENTS</u> | <u>APPROVED<br/>AMENDED<br/>BUDGET</u> | <u>PROPOSED<br/>AMENDMENTS</u> | <u>NEW AMENDED<br/>BUDGET</u> |
|---|----------------------------|--------------------------------|--|--------------------------------|-------------------------------|
| <b>REVENUE:</b>   |                            |                                |  |                                |                               |
| <b>OTHER SOURCES:</b>                                     |                            |                                |  |                                |                               |
| 7915 INTERFUND TRANSFERS IN                               | -                          | -                              | -                                      | -                              | -                             |
| <b>TOTAL OTHER SOURCES</b>                                | <u>-</u>                   | <u>-</u>                       | <u>-</u>                               | <u>-</u>                       | <u>-</u>                      |
| <b>TOTAL OTHER SOURCES</b>                                | <u>-</u>                   | <u>-</u>                       | <u>-</u>                               | <u>-</u>                       | <u>-</u>                      |
| <b>EXPENDITURES:</b>                                      |                            |                                |  |                                |                               |
| 81 FACILITIES   | 394,465                    | -                              | 394,465                                | -                              | 394,465                       |
| <b>TOTAL EXPENDITURES</b>                                 | <u>394,465</u>             | <u>-</u>                       | <u>394,465</u>                         | <u>-</u>                       | <u>394,465</u>                |
| <b>OTHER USES</b>   |                            |                                |  |                                |                               |
| 8911 Interfund Transfer Out                               | -                          | -                              | -                                      | -                              | -                             |
| <b>TOTAL EXPENDITURES AND OTHER USES</b>                  | <u>-</u>                   | <u>-</u>                       | <u>394,465</u>                         | <u>-</u>                       | <u>394,465</u>                |
| <b>EXCESS (DEFICIENCY) REVENUES OVER<br/>EXPENDITURES</b> | <u>(394,465)</u>           | <u>-</u>                       | <u>(394,465)</u>                       | <u>-</u>                       | <u>(394,465)</u>              |
| <b>ENDING FUND BALANCE</b>                                | <u>(394,465)</u>           | <u>-</u>                       | <u>(394,465)</u>                       | <u>-</u>                       | <u>(394,465)</u>              |

IRVING INDEPENDENT SCHOOL DISTRICT  
OFFICIAL DISTRICT BUDGET  
CAPITAL PROJECT - CAPITAL PROJECTS (Irving High School 39906)  
June 2020 BUDGET AMENDMENT

|   | ORIGINAL<br>BUDGET | APPROVED<br>AMENDMENTS | APPROVED<br>AMENDED<br>BUDGET | PROPOSED<br>AMENDMENTS | NEW AMENDED<br>BUDGET |
|---|--------------------|------------------------|-------------------------------|------------------------|-----------------------|
| <b>REVENUE:</b>   |                    |                        |                               |                        |                       |
| <b>OTHER SOURCES:</b>                                     |                    |                        |                               |                        |                       |
| 7915 INTERFUND TRANSFERS IN                               | -                  | -                      | -                             | -                      | -                     |
| <b>TOTAL OTHER SOURCES</b>                                | <u>-</u>           | <u>-</u>               | <u>-</u>                      | <u>-</u>               | <u>-</u>              |
| <b>TOTAL OTHER SOURCES</b>                                | <u>-</u>           | <u>-</u>               | <u>-</u>                      | <u>-</u>               | <u>-</u>              |
| <b>EXPENDITURES:</b>                                      |                    |                        |                               |                        |                       |
| 81 FACILITIES   | 913,187            | -                      | 913,187                       | -                      | 913,187               |
| <b>TOTAL EXPENDITURES</b>                                 | <u>913,187</u>     | <u>-</u>               | <u>913,187</u>                | <u>-</u>               | <u>913,187</u>        |
| <b>OTHER USES</b>   |                    |                        |                               |                        |                       |
| 8911 Interfund Transfer Out                               | -                  | -                      | -                             | -                      | -                     |
| <b>TOTAL EXPENDITURES AND OTHER USES</b>                  | <u>-</u>           | <u>-</u>               | <u>913,187</u>                | <u>-</u>               | <u>913,187</u>        |
| <b>EXCESS (DEFICIENCY) REVENUES OVER<br/>EXPENDITURES</b> | <u>(913,187)</u>   | <u>-</u>               | <u>(913,187)</u>              | <u>-</u>               | <u>(913,187)</u>      |
| <b>ENDING FUND BALANCE</b>                                | <u>(913,187)</u>   | <u>-</u>               | <u>(913,187)</u>              | <u>-</u>               | <u>(913,187)</u>      |

IRVING INDEPENDENT SCHOOL DISTRICT  
OFFICIAL DISTRICT BUDGET  
CAPITAL PROJECT - CAPITAL PROJECTS (Nimitz High School 39907)  
June 2020 BUDGET AMENDMENT

|   | ORIGINAL<br>BUDGET | APPROVED<br>AMENDMENTS | APPROVED<br>AMENDED<br>BUDGET | PROPOSED<br>AMENDMENTS | NEW AMENDED<br>BUDGET |
|---|--------------------|------------------------|-------------------------------|------------------------|-----------------------|
| <b>REVENUE:</b>   |                    |                        |                               |                        |                       |
| <b>OTHER SOURCES:</b>                                     |                    |                        |                               |                        |                       |
| 7915 INTERFUND TRANSFERS IN                               | -                  | -                      | -                             | -                      | -                     |
| <b>TOTAL OTHER SOURCES</b>                                | <u>-</u>           | <u>-</u>               | <u>-</u>                      | <u>-</u>               | <u>-</u>              |
| <b>TOTAL OTHER SOURCES</b>                                | <u>-</u>           | <u>-</u>               | <u>-</u>                      | <u>-</u>               | <u>-</u>              |
| <b>EXPENDITURES:</b>                                      |                    |                        |                               |                        |                       |
| 81 FACILITIES   | 150,262            | -                      | 150,262                       | -                      | 150,262               |
| <b>TOTAL EXPENDITURES</b>                                 | <u>150,262</u>     | <u>-</u>               | <u>150,262</u>                | <u>-</u>               | <u>150,262</u>        |
| <b>OTHER USES</b>   |                    |                        |                               |                        |                       |
| 8911 Interfund Transfer Out                               | -                  | -                      | -                             | -                      | -                     |
| <b>TOTAL EXPENDITURES AND OTHER USES</b>                  | <u>-</u>           | <u>-</u>               | <u>150,262</u>                | <u>-</u>               | <u>150,262</u>        |
| <b>EXCESS (DEFICIENCY) REVENUES OVER<br/>EXPENDITURES</b> | (150,262)          | -                      | (150,262)                     | -                      | (150,262)             |
| <b>ENDING FUND BALANCE</b>                                | <u>(150,262)</u>   | <u>-</u>               | <u>(150,262)</u>              | <u>-</u>               | <u>(150,262)</u>      |

IRVING INDEPENDENT SCHOOL DISTRICT  
OFFICIAL DISTRICT BUDGET  
CAPITAL PROJECT - CAPITAL PROJECTS (LT Technology Improvement 39910)  
June 2020 BUDGET AMENDMENT

|   | ORIGINAL<br>BUDGET | APPROVED<br>AMENDMENTS | APPROVED<br>AMENDED<br>BUDGET | PROPOSED<br>AMENDMENTS | NEW AMENDED<br>BUDGET |
|---|--------------------|------------------------|-------------------------------|------------------------|-----------------------|
| <b>REVENUE:</b>   |                    |                        |                               |                        |                       |
| <b>OTHER SOURCES:</b>                                     |                    |                        |                               |                        |                       |
| 7915 INTERFUND TRANSFERS IN                               | -                  | -                      | -                             | -                      | -                     |
| <b>TOTAL OTHER SOURCES</b>                                | <u>-</u>           | <u>-</u>               | <u>-</u>                      | <u>-</u>               | <u>-</u>              |
| <b>TOTAL OTHER SOURCES</b>                                | <u>-</u>           | <u>-</u>               | <u>-</u>                      | <u>-</u>               | <u>-</u>              |
| <b>EXPENDITURES:</b>                                      |                    |                        |                               |                        |                       |
| 11 INSTRUCTION  | 2,429,814          | -                      | 2,429,814                     | -                      | 2,429,814             |
| 41 GENERAL ADMINISTRATION                                 | -                  | -                      | -                             | -                      | -                     |
| 53 MAINTENANCE AND OPERATION                              | 1,100,000          | -                      | 1,100,000                     | -                      | 1,100,000             |
| 81 FACILITIES   | -                  | -                      | -                             | -                      | -                     |
| <b>TOTAL EXPENDITURES</b>                                 | <u>2,429,814</u>   | <u>-</u>               | <u>3,529,814</u>              | <u>-</u>               | <u>3,529,814</u>      |
| <b>OTHER USES</b>   |                    |                        |                               |                        |                       |
| 8911 Interfund Transfer Out                               | -                  | -                      | -                             | -                      | -                     |
| <b>TOTAL EXPENDITURES AND OTHER USES</b>                  | <u>-</u>           | <u>-</u>               | <u>3,529,814</u>              | <u>-</u>               | <u>3,529,814</u>      |
| <b>EXCESS (DEFICIENCY) REVENUES OVER<br/>EXPENDITURES</b> | (2,429,814)        | -                      | (3,529,814)                   | -                      | (3,529,814)           |
| <b>ENDING FUND BALANCE</b>                                | <u>(2,429,814)</u> | <u>-</u>               | <u>(3,529,814)</u>            | <u>-</u>               | <u>(3,529,814)</u>    |



**CONSENT AGENDA**  
6/29/2020

**TOPIC:** Consider Approval of Resolution and Order No. 19-20-21 Approving Supplements to Irving ISD Tax Rolls

**SUBMITTED BY:** Cher Elzy

**BACKGROUND:** The Board approved the Tax Roll on August 26, 2019. Supplements to the tax roll are prepared monthly by the Dallas Central Appraisal District. Board action is required on any refunds greater than \$2,500.00. For ease in processing we are presenting the total value of all supplements. 49

**ADMINISTRATIVE RECOMMENDATION:** The Administration recommends that the Board of Trustees approve Resolution and Order No. 19-20-21 for supplements to the Irving ISD tax rolls.

**RECOMMENDED BOARD MOTION:** I move the Board approve the Supplements to the Irving ISD Tax Rolls.

Additional Agenda Sheets Attached:  Yes  No

**Attachments:**

1. Resolution and Order No. 19-20-21
2. Memo from Cher Elzy to Gary Micinski
3. Dallas Central Appraisal District Supplement Recap for May
4. Supplement 10 to the 2019 tax roll
5. Supplement 22 to the 2018 tax roll
6. Supplement 34 to the 2017 tax roll
7. Comparison to Budget to Actual Tax Roll Spreadsheet

## AGENDA SHEET

**Meeting Date:** 6/29/2020

**Resolution and Order No.:** 19-20-21

**Topic:** Consider Approval of Resolution and Order No. 19-20-21 Approving Supplements to Irving ISD Tax Rolls

**WHEREAS**, the Chief Appraiser for the Dallas Central Appraisal District, pursuant to the Section 26.01, Texas Property Tax Code, has certified to the Assessor/Collector for the Irving Independent School District that part of the appraisal rolls for the District that lists the property taxable by the District; and 50

**WHEREAS**, the Assessor/Collector for the Irving Independent School District has, pursuant to Section 26.04, Texas Property Tax Code, submitted the appraisal rolls of the appraised, assessed, and taxable values of property and the taxable value of new property, said supplemental rolls being an addition to the tax rolls accepted by the Board of Trustees on August 26, 2019, August 27, 2018, August 28, 2017, July 18, 2016, August 24, 2015, August 18, 2014, August 26, 2013, August 27, 2012, August 29, 2011, August 30, 2010.

**NOW, THEREFORE, BE IT RESOLVED** that the Board of Trustees of the Irving Independent School District approve and adopt the following Resolution and Order:

Section 1. The supplemental appraisal rolls as submitted by the Assessor/Collector for the Irving Independent School District, are hereby, in all things approved as additions to the appraisal rolls for the District.

Section 2. This Resolution and Order to become effective immediately; therefore, it shall be effective from and after the date of its passage as made and provided by applicable laws of the State and of the Irving Independent School District.

**IT IS SO ORDERED.**

**PASSED, APPROVED AND ENACTED** by the Board of Trustees of the Irving Independent School District, Irving, Texas, on the 29th day of June, 2020 at a duly constituted meeting for which notice was timely given.

---

A.D. Jenkins, President  
Board of Trustees  
Irving Independent School District

ATTEST:

---

Randy Randle, Secretary  
Board of Trustees  
Irving Independent School District

51

**DATE:** June 29, 2020

**MEMO TO:** Gary Micinski, CFO

**FROM:** Cher Elzy, Director of Taxation

**SUBJECT:** May Supplement Reports

---

Attached for your consideration is the May Supplement Reports.

Thank you.

52



**DALLAS CENTRAL APPRAISAL DISTRICT**

**SUPPLEMENT 05-2020**

**As of May 06, 2020**

**State of Texas  
County of Dallas**

**Property Tax Code, Section 25.25**

**I, W. Kenneth Nolan, Executive Director/Chief Appraiser of the Dallas Central Appraisal District, attest to the best of my knowledge, that the attached is a supplement to the certified appraisal roll which lists taxable property for**

**IRVING ISD**

53

| <b>Tax Year</b> | <b>Amount of</b>  |
|-----------------|-------------------|
| <b>2019</b>     | <b>8,979,864-</b> |
| <b>2018</b>     | <b>153,168-</b>   |
| <b>2017</b>     | <b>12,398-</b>    |

**Date : May 19, 2020**

**W. Kenneth Nolan  
Executive Director/Chief Appraiser**

**2019 SUPPLEMENT NO. 10**

|                                    |                                       |  |
|------------------------------------|---------------------------------------|--|
| <b>Real Property<br/>Additions</b> |                                       | <b>Personal Property<br/>Additions</b> |
| \$ 0                               |                                       | \$ 0                                   |
| <b>Total<br/>Additions</b>         | <b>Supplemental<br/>Change Report</b> | <b>Net Changes<br/>of Changes</b>      |
| \$ 0                               | \$ (8,979,664)                        | \$ (8,979,664)                         |

54

**Summary of Supplemental Change Report  
#1 through #10**

| Value            | Reason                       |
|------------------|------------------------------|
| \$ (107,057,406) | Exemptions and Value Changes |
| \$ 172,879,393   | Total Additions              |
| \$ 65,821,987    | Net Total                    |

**2018 SUPPLEMENT NO. 22**

|                                    |                                       |  |
|------------------------------------|---------------------------------------|--|
| <b>Real Property<br/>Additions</b> |                                       | <b>Personal Property<br/>Additions</b> |
| \$ 0                               |                                       | \$ 0                                   |
| <b>Total<br/>Additions</b>         | <b>Supplemental<br/>Change Report</b> | <b>Net Changes<br/>of Changes</b>      |
| \$ 0                               | \$ (153,168)                          | \$ (153,168)                           |

55

**Summary of Supplemental Change Report  
#1 through #22**

|                  |                              |
|------------------|------------------------------|
| <b>Value</b>     | <b>Reason</b>                |
| \$ (238,911,040) | Exemptions and Value Changes |
| \$ 91,947,025    | Total Additions              |
| \$ (146,964,015) | Net Total                    |

**2017 SUPPLEMENT NO. 34**

|                                    |                                       |  |    |
|------------------------------------|---------------------------------------|--|----|
| <b>Real Property<br/>Additions</b> |                                       | <b>Personal Property<br/>Additions</b> |    |
| \$ 0                               |                                       | \$ 0                                   |    |
| <b>Total<br/>Additions</b>         | <b>Supplemental<br/>Change Report</b> | <b>Net Changes<br/>of Changes</b>      |    |
| \$ 0                               | \$ (12,398)                           | \$ (12,398)                            | 56 |

**Summary of Supplemental Change Report  
#1 through #34**

| Value            | Reason                       |
|------------------|------------------------------|
| \$ (255,087,245) | Exemptions and Value Changes |
| \$ 115,978,212   | Total Additions              |
| \$ (139,109,033) | Net Total                    |

**RECAP FOR MAY SUPPLEMENT**

|                               |           |                    |
|-------------------------------|-----------|--------------------|
| <b>2019 SUPPLEMENT NO. 10</b> | <b>\$</b> | <b>(8,979,664)</b> |
| <b>2018 SUPPLEMENT NO. 22</b> | <b>\$</b> | <b>(153,168)</b>   |
| <b>2017 SUPPLEMENT NO. 34</b> | <b>\$</b> | <b>(12,398)</b>    |

**FY 2019-2020**

**COMPARISON OF BUDGET TO ACTUAL TAX ROLL**

|                      | <b>ORIGINAL<br/>BUDGET</b> | <b>CERTIFIED<br/>TAX ROLL</b> | <b>ROLLS 1 - 10</b> | <b>ADJUSTED<br/>TAX ROLL</b> |
|----------------------|----------------------------|-------------------------------|---------------------|------------------------------|
| NET TAXABLE VALUE    | \$ 13,127,517,207          | \$ 14,512,366,935             | 65,821,987          | \$ 14,578,188,922            |
| M & O LEVY (1.03100) | \$ 135,344,702             | \$ 149,622,503                | 678,625             | \$ 150,301,128               |
| I & S LEVY (.27410)  | \$ 35,982,525              | \$ 39,778,398                 | 180,418             | \$ 39,958,816                |
| TOTAL LEVY (1.30510) | \$ 171,327,227             | \$ 189,400,901                | 859,043             | \$ 190,259,944               |

| <b>2019 SUPPLEMENT</b> | <b>TAXABLE VALUE</b> |
|------------------------|----------------------|
| SUPPLEMENT NO. 1       | 32,571,769           |
| SUPPLEMENT NO. 2       | 98,098,133           |
| SUPPLEMENT NO. 3       | 25,517,424           |
| SUPPLEMENT NO. 4       | -14,558,681          |
| SUPPLEMENT NO. 5       | -8,195,689           |
| SUPPLEMENT NO. 6       | -19,703,429          |
| SUPPLEMENT NO. 7       | -18,434,225          |
| SUPPLEMENT NO. 8       | -17,063,025          |
| SUPPLEMENT NO. 9       | -3,432,626           |
| SUPPLEMENT NO. 10      | -8,979,664           |

58

**TOTAL** **65,821,987**

\* LEVY REFLECTS FROZEN LOSS FROM OVER 65 & DISABILITY ACCOUNTS

|                          |                     |
|--------------------------|---------------------|
| 2019 SUPPLEMENTAL BUDGET | <u>-150,000,000</u> |
| NET GAIN (LOSS) TO TAX   | 215,821,987         |

|   |                |
|---|----------------|
| LEVY GAIN (LOSS) M & O                    | 2,225,124      |
| LEVY GAIN (LOSS) I & S                    | <u>591,568</u> |
| TOTAL LEVY GAIN (LOSS) DUE TO SUPPLEMENTS | 2,816,692      |

**FY 2018-2019**

**COMPARISON OF BUDGET TO ACTUAL TAX ROLL**

|                     | <b>ORIGINAL<br/>BUDGET</b> | <b>CERTIFIED<br/>TAX ROLL</b> | <b>ROLLS 1 - 22</b> | <b>ADJUSTED<br/>TAX ROLL</b> |
|---------------------|----------------------------|-------------------------------|---------------------|------------------------------|
| NET TAXABLE VALUE   | \$ 12,223,386,344          | \$ 13,439,011,068             | -146,964,015        | \$ 13,292,047,053            |
| M & O LEVY (1.17)   | \$ 143,013,620             | \$ 157,236,430                | -1,719,479          | \$ 155,516,951               |
| I & S LEVY (.2311)  | \$ 28,248,246              | \$ 31,057,554                 | -339,634            | \$ 30,717,920                |
| TOTAL LEVY (1.4011) | 171,261,866                | 188,293,984                   | -2,059,113          | \$ 186,234,871               |

| <b>2018 SUPPLEMENT</b> | <b>TAXABLE VALUE</b> |
|------------------------|----------------------|
| SUPPLEMENT NO. 1       | -1,415,301           |
| SUPPLEMENT NO. 2       | -1,967,970           |
| SUPPLEMENT NO. 3       | 59,418,616           |
| SUPPLEMENT NO. 4       | 10,785,664           |
| SUPPLEMENT NO. 5       | -18,582,754          |
| SUPPLEMENT NO. 6       | -2,445,166           |
| SUPPLEMENT NO. 7       | -21,479,140          |
| SUPPLEMENT NO. 8       | -38,878,680          |
| SUPPLEMENT NO. 9       | -7,401,705           |
| SUPPLEMENT NO. 10      | -19,670,312          |
| SUPPLEMENT NO. 11      | -12,285,270          |
| SUPPLEMENT NO. 12      | -26,883,772          |
| SUPPLEMENT NO. 13      | -418,958             |
| SUPPLEMENT NO. 14      | -9,012,907           |
| SUPPLEMENT NO. 15      | -8,273,654           |
| SUPPLEMENT NO. 16      | -27,730,004          |
| SUPPLEMENT NO. 17      | -4,033,170           |
| SUPPLEMENT NO. 18      | -4,124,920           |
| SUPPLEMENT NO. 19      | -4,946,824           |
| SUPPLEMENT NO. 20      | -5,449,620           |
| SUPPLEMENT NO. 21      | -2,015,000           |
| SUPPLEMENT NO. 22      | -153,168             |

59

**TOTAL** align="right">**-146,964,015**

\* LEVY REFLECTS FROZEN LOSS FROM OVER 65 & DISABILITY ACCOUNTS

|  |                  |
|--|------------------|
| 2018 SUPPLEMENTAL BUDGET                     | -150,000,000     |
| NET GAIN (LOSS) TO TAX                       | <u>3,035,985</u> |
| LEVY GAIN (LOSS) M & O                       | 35,521           |
| LEVY GAIN (LOSS) I & S                       | 7,016            |
| TOTAL LEVY GAIN (LOSS) DUE<br>TO SUPPLEMENTS | <u>42,537</u>    |

**FY 2017-2018  
COMPARISON OF BUDGET TO ACTUAL TAX ROLL**

|                     | <b>ORIGINAL<br/>BUDGET</b> | <b>CERTIFIED<br/>TAX ROLL</b> | <b>ROLLS 1 - 34</b> | <b>ADJUSTED<br/>TAX ROLL</b> |
|---------------------|----------------------------|-------------------------------|---------------------|------------------------------|
| NET TAXABLE VALUE   | \$ 11,096,312,115          | \$ 12,178,979,842             | -139,109,033        | \$ 12,039,870,809            |
| M & O LEVY (1.17)   | \$ 129,826,852             | \$ 142,494,064                | -1,627,576          | \$ 140,866,488               |
| I & S LEVY (.2614)  | \$ 29,005,833              | \$ 31,835,853                 | -363,631            | \$ 31,472,222                |
| TOTAL LEVY (1.4314) | \$ 158,832,685             | \$ 174,329,917                | -1,991,207          | \$ 172,338,710               |

| <b>2017 SUPPLEMENT</b> | <b>TAXABLE VALUE</b> |
|------------------------|----------------------|
| SUPPLEMENT NO. 1       | 45,880,656           |
| SUPPLEMENT NO. 2       | 9,215,735            |
| SUPPLEMENT NO. 3       | 8,867,781            |
| SUPPLEMENT NO. 4       | 610,035              |
| SUPPLEMENT NO. 5       | -4,867,051           |
| SUPPLEMENT NO. 6       | -10,449,039          |
| SUPPLEMENT NO. 7       | -34,417,183          |
| SUPPLEMENT NO. 8       | -15,719,504          |
| SUPPLEMENT NO. 9       | -22,644,695          |
| SUPPLEMENT NO. 10      | -1,755,708           |
| SUPPLEMENT NO. 11      | -11,818,504          |
| SUPPLEMENT NO. 12      | -21,854,669          |
| SUPPLEMENT NO. 13      | -8,601,532           |
| SUPPLEMENT NO. 14      | -5,015,998           |
| SUPPLEMENT NO. 15      | -4,561,293           |
| SUPPLEMENT NO. 16      | -3,740,084           |
| SUPPLEMENT NO. 17      | -1,581,999           |
| SUPPLEMENT NO. 18      | -1,902,556           |
| SUPPLEMENT NO. 19      | -5,037,372           |
| SUPPLEMENT NO. 20      | -2,205,667           |
| SUPPLEMENT NO. 21      | -1,013,721           |
| SUPPLEMENT NO. 22      | -1,251,382           |
| SUPPLEMENT NO. 23      | -1,395,752           |
| SUPPLEMENT NO. 24      | -10,240,437          |
| SUPPLEMENT NO. 25      | -328,358             |
| SUPPLEMENT NO. 26      | -6,746,358           |
| SUPPLEMENT NO. 27      | -67,573              |
| SUPPLEMENT NO. 28      | -25,155,092          |
| SUPPLEMENT NO. 29      | -412,230             |
| SUPPLEMENT NO. 30      | -142,000             |
| SUPPLEMENT NO. 31      | -300,337             |
| SUPPLEMENT NO. 32      | -419,748             |

61

|                          |                |
|--------------------------|----------------|
| <b>SUPPLEMENT NO. 33</b> | <b>-25,000</b> |
| <b>SUPPLEMENT NO. 34</b> | <b>-12,398</b> |

**TOTAL** **-139,109,033**

\* LEVY REFLECTS FROZEN LOSS FROM OVER 65 & DISABILITY ACCOUNTS

|                               |                     |
|-------------------------------|---------------------|
| 2017 SUPPLEMENTAL BUDGET      | <u>-150,000,000</u> |
| <b>NET GAIN (LOSS) TO TAX</b> | <b>10,890,967</b>   |

|  |                |
|--|----------------|
| LEVY GAIN (LOSS) M & O                           | 127,424        |
| LEVY GAIN (LOSS) I & S                           | <u>28,469</u>  |
| <b>TOTAL LEVY GAIN (LOSS) DUE TO SUPPLEMENTS</b> | <b>155,893</b> |

## 2019 ACTIVE LAWSUITS

| OWNERS NAME                    | DCAD<br>VALUE | TYPE OF<br>PROPERTY |
|--------------------------------|---------------|---------------------|
| 130 E JOHN W CARPENTER         | \$ 8,400,000  | REAL                |
| 1927 BELTLINE CP LTD           | \$ 2,950,000  | REAL                |
| 1927 BELTLINE CP LTD           | \$ 1,920,000  | REAL                |
| 1927 BELTLINE CP LTD           | \$ 700,000    | REAL                |
| 1927 BELTLINE CP LTD           | \$ 7,600,000  | REAL                |
| 1927 BELTLINE CP LTD           | \$ 12,200,000 | REAL                |
| 2929 PARK GROVE VNTRE LTD      | \$ 10,008,250 | REAL                |
| 2929 PARK GROVE VNTRE LTD      | \$ 691,750    | REAL                |
| 555 WEST AIRPORT FWY LLC       | \$ 5,093,280  | REAL                |
| 89 H A S HOTEL CORP            | \$ 1,100,000  | REAL                |
| AGAS VENTURES LLC              | \$ 180,000    | REAL                |
| AGAS VENTURES LLC              | \$ 135,410    | REAL                |
| AGAS VENTURES LLC              | \$ 159,000    | REAL                |
| AGAS VENTURES LLC              | \$ 144,000    | REAL                |
| AGAS VENTURES LLC              | \$ 187,000    | REAL                |
| AGAS VENTURES LLC              | \$ 119,400    | REAL                |
| AGAS VENTURES LLC              | \$ 168,420    | REAL                |
| AGAS VENTURES LLC              | \$ 160,750    | REAL                |
| AGAS VENTURES LLC              | \$ 157,630    | REAL                |
| AGAS VENTURES LLC              | \$ 146,130    | REAL                |
| AGAS VENTURES LLC              | \$ 124,860    | REAL                |
| AGAS VENTURES LLC              | \$ 143,000    | REAL                |
| ALDI                           | \$ 767,120    | PERSONAL            |
| ALDI                           | \$ 415,870    | PERSONAL            |
| ARC RENTAL MSR I LLC           | \$ 164,450    | REAL                |
| B & B TECHNICAL SERVICES       | \$ 835,000    | REAL                |
| BEL AIRE AT LAS COLINAS LL LLC | \$ 39,950,000 | REAL                |
| BHP INVESTMENTS CO             | \$ 3,200,000  | REAL                |
| BP AEROSPACE LLC               | \$ 6,037,170  | PERSONAL            |
| BRE LAS COLINAS LLC            | \$ 8,000,000  | REAL                |
| BRE LAS COLINAS LLC            | \$ 91,629,260 | REAL                |
| BRE LAS COLINAS LLC            | \$ 370,740    | REAL                |
| BREIT INDUSTRIAL HS TX         | \$ 8,172,780  | REAL                |
| BREIT INDUSTRIAL HS TX         | \$ 115,390    | REAL                |
| CENTURY 2209 LLC               | \$ 780,000    | REAL                |

63

|                                 |    |            |          |
|---------------------------------|----|------------|----------|
| CERBERUS SFR HOLDINGS II LP     | \$ | 169,970    | REAL     |
| CFT NV DEVELOPMENTS LLC         | \$ | 945,000    | REAL     |
| CHEDDARS CASUAL CAFÉ            | \$ | 1,537,450  | PERSONAL |
| CHEDDARS CASUAL CAFÉ            | \$ | 264,360    | PERSONAL |
| CHIPOTLE MEXICAN GRILL          | \$ | 675,000    | REAL     |
| CLAY COOLEY REAL ESTATE         | \$ | 4,336,180  | REAL     |
| CLAY COOLEY REAL ESTATE         | \$ | 8,473,470  | REAL     |
| CLAY COOLEY REAL ESTATE         | \$ | 9,214,060  | REAL     |
| CNC SWAGAT NINE LTD             | \$ | 8,728,870  | REAL     |
| CNC SWAGAT NINE LTD             | \$ | 4,421,120  | REAL     |
| CNLRS BEP LP                    | \$ | 1,650,000  | REAL     |
| CO-PROPERTIES LLC               | \$ | 83,970     | REAL     |
| CP 511 BUILDING LLC             | \$ | 19,450,000 | REAL     |
| CPLG TX PROPERTIES              | \$ | 8,606,780  | REAL     |
| CRESTVIEW STONEHILL LLC         | \$ | 10,800,000 | REAL     |
| CROSS COURT REALTY LLC          | \$ | 936,000    | REAL     |
| CROWN ENTERPRISES INC           | \$ | 2,381,940  | REAL     |
| CROWN ENTERPRISES INC           | \$ | 3,022,730  | REAL     |
| CVS                             | \$ | 1,865,560  | REAL     |
| CVS                             | \$ | 1,942,000  | REAL     |
| CVS                             | \$ | 1,910,870  | REAL     |
| DAL 2 SF LLC                    | \$ | 149,740    | REAL     |
| DALLAS FT WORTH PARTNERS LLC    | \$ | 1,244,870  | REAL     |
| DALLAS FT WORTH PARTNERS LLC    | \$ | 2,571,290  | REAL     |
| DALLAS FT WORTH PARTNERS LLC    | \$ | 1,452,350  | REAL     |
| DALLAS METRO APARTMENTS LLC     | \$ | 2,175,000  | REAL     |
| DEALERS ELECTRICAL              | \$ | 430,000    | REAL     |
| DEVA CORPORTATION               | \$ | 4,500,000  | REAL     |
| DFW AIRPORT HOSPITALITY         | \$ | 6,525,000  | REAL     |
| DFW JOSEPH INVESTMENTS LLC      | \$ | 12,000,000 | REAL     |
| DOLGENCORP TEX INC              | \$ | 2,000,000  | REAL     |
| DOLGENCORP TEX INC              | \$ | 1,042,520  | REAL     |
| FISCHER ROBERT W                | \$ | 246,470    | REAL     |
| FISCHER ROBERT W                | \$ | 250,470    | REAL     |
| FISCHER ROBERT W                | \$ | 272,090    | REAL     |
| FISCHER ROBERT W                | \$ | 275,240    | REAL     |
| FISCHER ROBERT W                | \$ | 265,000    | REAL     |
| FISCHER ROBERT W                | \$ | 265,000    | REAL     |
| FRIES RESTAURANT MANAGEMENT LLC | \$ | 141,650    | PERSONAL |
| FYR SFR BORROWER LLC            | \$ | 194,310    | REAL     |
| GLEN ARBOR MULTIFAMILY LLC      | \$ | 17,777,780 | REAL     |
| GLEN ARBOR MULTIFAMILY LLC      | \$ | 7,722,220  | REAL     |
| GLEN ARBOR MULTIFAMILY LLC      | \$ | 3,388,890  | REAL     |

|  |    |             |          |
|--|----|-------------|----------|
| GLEN ARBOR MULTIFAMILY LLC               | \$ | 3,111,110   | REAL     |
| GROUP 1 REALTY INC                       | \$ | 3,118,030   | REAL     |
| GRUSIN MARTIN A TRUSTEE                  | \$ | 865,000     | REAL     |
| HCRE LAS COLINAS LLC                     | \$ | 8,900,000   | REAL     |
| HKRK MGMT INC                            | \$ | 2,275,000   | REAL     |
| IRVING LODGING LLC                       | \$ | 6,350,000   | REAL     |
| IRVING MOB III LP & IRVING HOSPITAL      | \$ | 11,189,570  | REAL     |
| ISA HOSPITALITY INC                      | \$ | 2,790,000   | REAL     |
| K GARAGE CO LTD                          | \$ | 5,050,000   | REAL     |
| KAMEYAMA KEISHI                          | \$ | 12,000,000  | REAL     |
| KEVLIN JAMES M & ALEJANDRA               | \$ | 472,160     | REAL     |
| KHOSROW SADEGHIAN ON BEHALF OF AS PRO SE | \$ | 126,150     | REAL     |
| KROGER CO AND KROGER TEXAS LP            | \$ | 3,800,000   | REAL     |
| KROGER CO AND KROGER TEXAS LP            | \$ | 1,400,000   | REAL     |
| KROGER CO AND KROGER TEXAS LP            | \$ | 939,090     | REAL     |
| KROGER CO AND KROGER TEXAS LP            | \$ | 10,600,000  | REAL     |
| KROGER CO AND KROGER TEXAS LP            | \$ | 1,622,000   | REAL     |
| KROGER TEXAS LP AS LESSEE                | \$ | 758,210     | REAL     |
| LAKE WORTH HOTEL CORP                    | \$ | 5,100,000   | REAL     |
| LAS COLINAS I HOLDCO LP                  | \$ | 77,500,000  | REAL     |
| LAS COLINAS II HOLDCO LP                 | \$ | 44,000,000  | REAL     |
| LOOP HOTEL INC                           | \$ | 468,000     | REAL     |
| MALL AT IRVING LLC                       | \$ | 44,968,330  | REAL     |
| MALL AT IRVING LLC                       | \$ | 1,729,780   | REAL     |
| MALL AT IRVING LLC                       | \$ | 4,807,030   | REAL     |
| MALL AT IRVING LLC                       | \$ | 193,440     | REAL     |
| MALL AT IRVING LLC                       | \$ | 1,301,420   | REAL     |
| MERCHANTS AUTOMOTIVE GROUP INC           | \$ | 1,554,200   | PERSONAL |
| MFO PPTIES LTD                           | \$ | 1,613,000   | REAL     |
| NCI LEASING INC                          | \$ | 5,473,850   | PERSONAL |
| NEWPORT APARTMENTS PROPERTY OWNER LP     | \$ | 19,500,000  | REAL     |
| NORTHGATE CAPRI LLC &                    | \$ | 14,893,690  | REAL     |
| OMNINET FOXBOROUGH LP                    | \$ | 6,644,440   | REAL     |
| OMNINET FOXBOROUGH LP                    | \$ | 16,355,560  | REAL     |
| OREILY AUTO ENTERPRISES LLC              | \$ | 750,000     | REAL     |
| OREILY AUTO ENTERPRISES LLC              | \$ | 520,000     | REAL     |
| OREILY AUTO ENTERPRISES LLC              | \$ | 1,416,100   | REAL     |
| OREILY AUTO ENTERPRISES LLC              | \$ | 968,140     | REAL     |
| PARMA MANDALAY TOWER LLC                 | \$ | 39,275,000  | REAL     |
| PATEL BALVANTBHAI & ANJANKUMARI          | \$ | 1,061,460   | REAL     |
| PATEL DHAVAL                             | \$ | 1,069,610   | REAL     |
| PCPI UT OWNER LP AND TERRA FUNDING       | \$ | 9,801,860   | REAL     |
| PCPI UT OWNER LP AND TERRA FUNDING       | \$ | 152,233,140 | REAL     |

65

|                                       |    |            |          |
|---------------------------------------|----|------------|----------|
| PL LASCO OWNER LLC                    | \$ | 63,000,000 | REAL     |
| PPF AMLI 777 LAKE CAROLYN PARKWAY     | \$ | 70,300,000 | REAL     |
| PRIME US TOWER AT LAKE CAROLYN        | \$ | 57,560,000 | REAL     |
| PROVIDENT GROUP IRVING PROPERTIES LLC | \$ | 51,505,760 | REAL     |
| RACETRAC PETROLEUM INC                | \$ | 1,788,690  | REAL     |
| RACETRAC PETROLEUM INC                | \$ | 433,620    | PERSONAL |
| RACETRAC PETROLEUM INC                | \$ | 2,349,910  | REAL     |
| RACETRAC PETROLEUM INC                | \$ | 457,820    | REAL     |
| RACETRACK PETROLEUM                   | \$ | 563,900    | PERSONAL |
| RANDALLS FOOD DRUG & LP               | \$ | 4,025,000  | REAL     |
| RAYO LLC                              | \$ | 2,650,000  | REAL     |
| RAYO LLC                              | \$ | 2,650,000  | REAL     |
| ROCHELLE PLACE L P                    | \$ | 5,597,870  | REAL     |
| ROCHELLE PLAZA ASSOCIATES             | \$ | 6,480,000  | REAL     |
| SAIBABA DFW LODGING LLC               | \$ | 4,885,120  | REAL     |
| SEARITAGE SRC FINANCE LLC             | \$ | 4,238,810  | REAL     |
| SEDONA PARK APARTMENTS LLC            | \$ | 17,800,000 | REAL     |
| SFR JVI PROPERTY LLC                  | \$ | 226,370    | REAL     |
| SHURGARD OF TEX LTD PS                | \$ | 3,732,590  | REAL     |
| SK & SONS INVESTMENTS LLC             | \$ | 2,125,000  | REAL     |
| SPRINT UNITED MGMT CO                 | \$ | 17,000,000 | REAL     |
| SRP SUB LLC                           | \$ | 214,840    | REAL     |
| SRP SUB LLC                           | \$ | 231,280    | REAL     |
| SRP SUB LLC                           | \$ | 202,520    | REAL     |
| SRP SUB LLC                           | \$ | 354,990    | REAL     |
| STEEL MACHINERY MANUFACTURING CO LLC  | \$ | 5,984,340  | PERSONAL |
| SUN HOLDINGS INC                      | \$ | 122,440    | PERSONAL |
| SUN HOLDINGS INC                      | \$ | 186,340    | PERSONAL |
| SUN HOLDINGS INC                      | \$ | 117,900    | PERSONAL |
| SURESHCHANDRA PATEL N &               | \$ | 491,820    | REAL     |
| TACO BUENO RESTAURANTS INC            | \$ | 71,150     | PERSONAL |
| TACO BUENO RESTAURANTS INC            | \$ | 395,040    | PERSONAL |
| TACO BUENO RESTAURANTS INC            | \$ | 75,170     | PERSONAL |
| TAH HOLDING LP                        | \$ | 151,780    | REAL     |
| TAH HOLDING LP                        | \$ | 197,850    | REAL     |
| TAH HOLDING LP                        | \$ | 193,990    | REAL     |
| TAH HOLDING LP                        | \$ | 171,510    | REAL     |
| TNREF III ICG SHADOWS LLC             | \$ | 20,477,740 | REAL     |
| TNREF III ICG SHADOWS LLC             | \$ | 20,477,740 | REAL     |
| TRUE DFW2015 1 HOMES LLC              | \$ | 164,420    | REAL     |
| URBAN TOWNE LAKE APARTMENTS LP        | \$ | 17,809,240 | REAL     |
| WESTDALE BROOKSTONE/TERRACE LP        | \$ | 11,850,000 | REAL     |
| WESTDALE BROOKSTONE/TERRACE LP        | \$ | 14,600,000 | REAL     |

|                            |    |            |      |
|----------------------------|----|------------|------|
| WESTDALE ESTELLE CREEK LTD | \$ | 14,200,000 | REAL |
| WESTDALE POLARIS PARTNERS  | \$ | 3,844,210  | REAL |
| WESTDALE POLARIS PARTNERS  | \$ | 10,385,000 | REAL |
| WINKLE PIONEER COURT LTD   | \$ | 81,920     | REAL |
| WINKLE PIONEER COURT LTD   | \$ | 80,720     | REAL |
| WINKLE PIONEER COURT LTD   | \$ | 81,440     | REAL |
| WINKLE PIONEER COURT LTD   | \$ | 81,360     | REAL |
| WINKLE PIONEER COURT LTD   | \$ | 81,440     | REAL |
| WINKLE PIONEER COURT LTD   | \$ | 80,720     | REAL |
| WINKLE PIONEER COURT LTD   | \$ | 80,720     | REAL |
| WINKLE PIONEER COURT LTD   | \$ | 81,920     | REAL |
| WINKLE PIONEER COURT LTD   | \$ | 58,300     | REAL |
| WINKLE PIONEER COURT LTD   | \$ | 58,300     | REAL |
| WINKLE PIONEER COURT LTD   | \$ | 58,300     | REAL |
| WINKLE PIONEER COURT LTD   | \$ | 58,300     | REAL |
| WINKLE PIONEER COURT LTD   | \$ | 81,920     | REAL |
| WINKLE PIONEER COURT LTD   | \$ | 80,720     | REAL |
| WINKLE PIONEER COURT LTD   | \$ | 80,720     | REAL |
| WINKLE PIONEER COURT LTD   | \$ | 81,440     | REAL |
| WINKLE PIONEER COURT LTD   | \$ | 81,360     | REAL |
| WINKLE PIONEER COURT LTD   | \$ | 81,440     | REAL |
| WINKLE PIONEER COURT LTD   | \$ | 80,720     | REAL |
| WINKLE PIONEER COURT LTD   | \$ | 81,920     | REAL |
| WINKLE PIONEER COURT LTD   | \$ | 81,920     | REAL |
| WINKLE PIONEER COURT LTD   | \$ | 80,720     | REAL |
| WINKLE PIONEER COURT LTD   | \$ | 80,720     | REAL |
| WINKLE PIONEER COURT LTD   | \$ | 81,440     | REAL |
| WINKLE PIONEER COURT LTD   | \$ | 81,360     | REAL |
| WINKLE PIONEER COURT LTD   | \$ | 81,440     | REAL |
| WINKLE PIONEER COURT LTD   | \$ | 80,720     | REAL |
| WINKLE PIONEER COURT LTD   | \$ | 80,720     | REAL |
| WINKLE PIONEER COURT LTD   | \$ | 81,920     | REAL |
| WINKLE PIONEER COURT LTD   | \$ | 58,300     | REAL |
| WOODCHASE & CLARENDON      | \$ | 4,440,000  | REAL |
| WOODCHASE & CLARENDON      | \$ | 10,560,000 | REAL |
| WOODLAND RIDGE POE LLC     | \$ | 19,833,330 | REAL |
| WOODLAND RIDGE POE LLC     | \$ | 9,916,670  | REAL |

**TOTAL** 1,387,130,240

## 2019 SETTLED LAWSUITS

| OWNERS NAME                         | DCAD<br>VALUE  | SETTLED<br>VALUE | TYPE OF<br>PROPERTY |
|-------------------------------------|----------------|------------------|---------------------|
| 250 290 B&C LLC                     | \$ 34,315,000  | \$ 31,000,000    | REAL                |
| 250 290 B&C LLC                     | \$ 17,080,000  | \$ 15,400,000    | REAL                |
| 250 290 B&C LLC                     | \$ 18,835,000  | \$ 17,000,000    | REAL                |
| 850 LAKE CAROLYN PKWY APARTMENTS II | \$ 47,350,000  | \$ 46,000,000    | REAL                |
| 1814 ESTRADA LP                     | \$ 16,300,000  | \$ 15,450,000    | REAL                |
| 4409 MONTROSE LTD                   | \$ 18,480,000  | \$ 17,500,000    | REAL                |
| ABS HOSPITALITY GROUP LLC           | \$ 1,275,000   | \$ 1,275,000     | REAL                |
| AGRE WILLIAMS SQUARE HOLDINGS LLC   | \$ 62,271,580  | \$ 57,408,870    | REAL                |
| AGRE WILLIAMS SQUARE HOLDINGS LLC   | \$ 8,851,220   | \$ 8,160,040     | REAL                |
| AGRE WILLIAMS SQUARE HOLDINGS LLC   | \$ 104,567,910 | \$ 96,402,330    | REAL                |
| AGRE WILLIAMS SQUARE HOLDINGS LLC   | \$ 61,859,290  | \$ 57,028,760    | REAL                |
| AIGGRE TX HOTEL LAS COLINAS OWNER L | \$ 10,000,000  | \$ 9,300,000     | REAL                |
| ALC APARTMENTS LLC                  | \$ 46,000,000  | \$ 44,500,000    | REAL                |
| AMERICAN HOMES 4 RENT               | \$ 225,070     | \$ 203,250       | REAL                |
| ANGEL HOSPITALITY VIII LLC          | \$ 5,367,260   | \$ 5,220,000     | REAL                |
| ANGEL HOSPITALITY VIII LLC          | \$ 1,083,600   | \$ 1,083,600     | REAL                |
| AREA/EY WFT LLC                     | \$ 9,650,000   | \$ 8,600,000     | REAL                |
| BELTLINE VILLAGE PARTNERS           | \$ 7,200,000   | \$ 6,850,000     | REAL                |
| BETTER INC                          | \$ 2,265,000   | \$ 2,000,000     | REAL                |
| BLVD AL LP THE                      | \$ 1,395,000   | \$ 1,307,980     | REAL                |
| BRIARWOOD UNIV HILLS LP             | \$ 5,121,500   | \$ 4,685,000     | REAL                |
| BROWN COLINAS POINTE LLC            | \$ 12,000,000  | \$ 11,260,300    | REAL                |
| BUDHWANI & VIRANI INC               | \$ 3,023,360   | \$ 2,550,000     | REAL                |
| CEDAR CREST OF IRVING LLC           | \$ 3,500,000   | \$ 1,600,000     | REAL                |
| CENTRALAND GROUP LTD                | \$ 3,841,690   | \$ 3,500,000     | REAL                |
| CHARTER COMMUNICATIONS TIME WARNI   | \$ 1,142,580   | \$ 988,330       | PERSONAL            |
| CHARTER COMMUNICATIONS TIME WARNI   | \$ 388,910     | \$ 336,410       | PERSONAL            |
| CHATHEAU AT WILDBRIAR LP            | \$ 9,200,000   | \$ 8,300,000     | REAL                |
| CHICK FIL A INC                     | \$ 950,000     | \$ 855,000       | REAL                |
| COLUMBIA HCA                        | \$ 769,580     | \$ 609,640       | PERSONAL            |
| COLUMBIA PROPERTIES DALLAS          | \$ 37,291,700  | \$ 33,600,000    | REAL                |
| CONNS APPLIANCES INC                | \$ 14,920      | \$ 8,130         | PERSONAL            |
| CTCRV LLC &                         | \$ 11,334,410  | \$ 11,334,410    | REAL                |
| D L PETERSON TRUST I                | \$ 4,702,220   | \$ 4,179,970     | PERSONAL            |
| DP WPC TX LLC AS OWNER & LESSEE     | \$ 11,849,530  | \$ 10,674,530    | REAL                |
| DP WPC TX LLC AS OWNER & LESSEE     | \$ 1,448,050   | \$ 1,448,050     | REAL                |
| DP WPC TX LLC AS OWNER & LESSEE     | \$ 102,420     | \$ 102,420       | REAL                |
| EL PRIMERO EXPRESS LP               | \$ 4,700,000   | \$ 4,700,000     | REAL                |
| ELEMENT FLEET CORPORATION           | \$ 825,740     | \$ 699,840       | PERSONAL            |
| ESD DFW SOUTH 2011 LP               | \$ 23,367,130  | \$ 21,443,000    | REAL                |
| FEDEX GROUND PACKAGE SYSTEM INC     | \$ 20,908,520  | \$ 16,517,700    | PERSONAL            |

68

|                                  |    |            |    |            |          |    |
|----------------------------------|----|------------|----|------------|----------|----|
| FOUNTAIN VALLEY COMMERCE         | \$ | 8,275,470  | \$ | 7,700,000  | REAL     |    |
| FPG THE POINT LP                 | \$ | 50,760,000 | \$ | 49,000,000 | REAL     |    |
| GELCO FLEET TRUST                | \$ | 4,834,890  | \$ | 4,322,520  | PERSONAL |    |
| HCD DALLAS CORPORATION           | \$ | 42,700,000 | \$ | 39,000,000 | REAL     |    |
| HCD DALLAS CORPORATION           | \$ | 800,000    | \$ | 800,000    | REAL     |    |
| INTERGERMAN SUMMER GATE LP       | \$ | 9,750,000  | \$ | 9,200,000  | REAL     |    |
| JAMBROS PARTNERS LTD             | \$ | 4,449,510  | \$ | 4,000,000  | REAL     |    |
| KBS SOR 125 JOHN CARPENTER LLC   | \$ | 67,700,000 | \$ | 66,000,000 | REAL     |    |
| KENSINGTON APARTMENTS LLC        | \$ | 15,600,000 | \$ | 15,600,000 | REAL     |    |
| LAS COLINAS AAA INVESTMENT LLC   | \$ | 2,906,020  | \$ | 2,676,840  | REAL     |    |
| LBH LAS COLINAS PLAZA LLC        | \$ | 28,000,000 | \$ | 25,500,000 | REAL     |    |
| LINCOLN LAG TWO LTD              | \$ | 1,939,710  | \$ | 1,900,000  | REAL     |    |
| LOWEN RAIFORD LP                 | \$ | 10,600,000 | \$ | 9,100,000  | REAL     |    |
| MAA ALLOY LLC                    | \$ | 42,150,000 | \$ | 41,800,000 | REAL     |    |
| MAA TANC LLC                     | \$ | 34,840,000 | \$ | 34,280,000 | REAL     |    |
| MAAHIYAA HOTEL LLC               | \$ | 6,479,150  | \$ | 4,370,760  | REAL     |    |
| MACARTHUR PLACE APARTMENTS LP    | \$ | 8,608,060  | \$ | 8,608,060  | REAL     |    |
| MACYS RETAIL HOLDINGS INC        | \$ | 3,668,390  | \$ | 3,185,780  | PERSONAL | 69 |
| MASTEC INC                       | \$ | 9,249,060  | \$ | 9,044,450  | PERSONAL |    |
| MATTRESS FIRM INC                | \$ | 47,610     | \$ | 34,710     | PERSONAL |    |
| MCADOO BRUCE                     | \$ | 1,014,770  | \$ | 500,000    | REAL     |    |
| MO DANY REVOCABLE TRUST          | \$ | 1,750,000  | \$ | 1,699,000  | REAL     |    |
| OLD SHEPARD PLACE LTD            | \$ | 1,163,380  | \$ | 1,125,000  | REAL     |    |
| OVERLOOK COLINAS LLC             | \$ | 10,010,000 | \$ | 9,000,000  | REAL     |    |
| PAR CAPITAL 122 WEST LLC         | \$ | 27,700,000 | \$ | 22,451,000 | REAL     |    |
| PARMENTER LAS COLINAS TOWERS LLC | \$ | 60,847,000 | \$ | 55,952,000 | REAL     |    |
| PARMENTER LAS COLINAS TOWERS LLC | \$ | 4,048,000  | \$ | 4,048,000  | REAL     |    |
| PBH VALLEY CREEK LLC             | \$ | 26,800,000 | \$ | 24,416,000 | REAL     |    |
| PBH VALLEY RIDGE LLC             | \$ | 29,750,000 | \$ | 26,588,000 | REAL     |    |
| POST MONTORO LLC                 | \$ | 19,000,000 | \$ | 18,000,000 | REAL     |    |
| POTTER REALTY LTD                | \$ | 4,600,000  | \$ | 4,400,000  | REAL     |    |
| RFI WESTWOOD VILLAGE LLC         | \$ | 21,000,000 | \$ | 19,400,000 | REAL     |    |
| ROSEMONT SUMMIT OPERATING LLC    | \$ | 57,000,000 | \$ | 53,500,000 | REAL     |    |
| SAVOY DALLAS HOTELS LLC          | \$ | 7,846,700  | \$ | 7,065,000  | REAL     |    |
| SOUTHERN STAR LAS COLINAS LP     | \$ | 15,817,480 | \$ | 13,500,000 | REAL     |    |
| SPANISH HAVEN REDEVELOPMENT      | \$ | 5,279,020  | \$ | 4,900,000  | REAL     |    |
| SPARTRA LLC                      | \$ | 4,500,000  | \$ | 4,100,000  | REAL     |    |
| TCI 600 LAS COLINAS INC          | \$ | 74,100,000 | \$ | 69,000,000 | REAL     |    |
| TOYOTA OF IRVING LTD             | \$ | 11,177,520 | \$ | 9,000,000  | REAL     |    |
| TR ATRIUM LP                     | \$ | 7,240,000  | \$ | 6,829,000  | REAL     |    |
| TR ATRIUM LP                     | \$ | 14,400,000 | \$ | 13,800,000 | REAL     |    |
| TRINITY POE LLC                  | \$ | 31,750,000 | \$ | 31,150,000 | REAL     |    |
| U S XPRESS LEASING COMPANY       | \$ | 25,000,000 | \$ | 16,900,000 | PERSONAL |    |
| VALLEY VIEW OWNER LLC            | \$ | 14,742,000 | \$ | 13,250,000 | REAL     |    |
| WALMART STORES INC               | \$ | 10,900,000 | \$ | 10,352,330 | REAL     |    |
| WALTRUST PROPERTIES INC          | \$ | 1,330,370  | \$ | 1,285,380  | REAL     |    |
| WALTRUST PROPERTIES INC          | \$ | 2,272,490  | \$ | 2,195,640  | REAL     |    |
| WALTRUST PROPERTIES INC          | \$ | 2,216,870  | \$ | 2,141,900  | REAL     |    |
| WATER STREET OCONNOR LP          | \$ | 78,000,000 | \$ | 72,000,000 | REAL     |    |

|                        |    |            |    |            |      |
|------------------------|----|------------|----|------------|------|
| WESTDALE LAKERIDGE     | \$ | 12,000,000 | \$ | 11,500,000 | REAL |
| WESTDALE WOODMEADE LTD | \$ | 19,225,000 | \$ | 18,000,000 | REAL |

|              |           |                      |           |                      |  |
|--------------|-----------|----------------------|-----------|----------------------|--|
| <b>TOTAL</b> | <b>\$</b> | <b>1,586,691,660</b> | <b>\$</b> | <b>1,465,253,930</b> |  |
|--------------|-----------|----------------------|-----------|----------------------|--|

## 2018 ACTIVE LAWSUITS

| OWNERS NAME                    | DCAD<br>VALUE  | TYPE OF<br>PROPERTY |
|--------------------------------|----------------|---------------------|
| 2929 PARK GROVE VNTRE LTD      | \$ 8,344,000   | REAL                |
| 2929 PARK GROVE VNTRE LTD      | \$ 585,000     | REAL                |
| 4525 TOWNE LAKE VILLAGE LL LLC | \$ 14,800,000  | REAL                |
| AVIS BUDGET CAR RENTAL LLC     | \$ 366,940     | PERSONAL            |
| AVIS BUDGET CAR RENTAL LLC     | \$ 1,843,000   | PERSONAL            |
| BEL AIR AT LAS COLINAS LL LLC  | \$ 37,670,000  | REAL                |
| CTCRV LLC &                    | \$ 11,224,000  | REAL                |
| DALLAS AIRMOTIVE INC           | \$ 38,080,700  | PERSONAL            |
| DFW AIRPORT HOSPITALITY        | \$ 6,450,000   | REAL                |
| HMK LTD                        | \$ 52,000      | REAL                |
| HMK LTD                        | \$ 37,220      | REAL                |
| LAKE WORTH HOTEL CORP          | \$ 5,050,000   | REAL                |
| LBH LAS COLINAS PLAZA LLC      | \$ 28,000,000  | REAL                |
| MALL AT IRVING LLC             | \$ 42,250,000  | REAL                |
| MALL AT IRVING LLC             | \$ 1,729,780   | REAL                |
| MALL AT IRVING LLC             | \$ 5,153,610   | REAL                |
| MALL AT IRVING LLC             | \$ 193,440     | REAL                |
| MALL AT IRVING LLC             | \$ 1,301,420   | REAL                |
| NCI LEASING INC                | \$ 6,489,450   | PERSONAL            |
| ROCHELLE PLACE L P             | \$ 5,200,000   | REAL                |
| TACO BUENO RESTUARANTS INC     | \$ 89,210      | PERSONAL            |
| TACO BUENO RESTUARANTS INC     | \$ 75,970      | PERSONAL            |
| TACO BUENO RESTUARANTS INC     | \$ 439,110     | PERSONAL            |
| TNREF III ICG SHADOWS LLC      | \$ 20,477,740  | REAL                |
| TNREF III ICG SHADOWS LLC      | \$ 20,477,740  | REAL                |
| TOTAL                          | \$ 256,380,330 |                     |

71

## 2018 SETTLED LAWSUITS

| OWNERS NAME                         | DCAD<br>VALUE  | SETTLED<br>VALUE | TYPE OF<br>PROPERTY |
|-------------------------------------|----------------|------------------|---------------------|
| 1927 BELTLINE CP LTS                | \$ 12,400,000  | \$ 11,500,000    | REAL                |
| 1927 BELTLINE CP LTS                | \$ 2,750,090   | \$ 2,538,060     | REAL                |
| 1927 BELTLINE CP LTS                | \$ 1,900,000   | \$ 1,600,000     | REAL                |
| 1927 BELTLINE CP LTS                | \$ 700,000     | \$ 505,850       | REAL                |
| 1927 BELTLINE CP LTS                | \$ 7,549,910   | \$ 6,103,840     | REAL                |
| 250/290 B&C LLC                     | \$ 30,275,000  | \$ 29,160,000    | REAL                |
| 250/290 B&C LLC                     | \$ 15,000,000  | \$ 14,250,000    | REAL                |
| 250/290 B&C LLC                     | \$ 16,900,000  | \$ 16,000,000    | REAL                |
| 300 320 DECKER LLC                  | \$ 8,785,000   | \$ 7,500,000     | REAL                |
| 3MIND ESTRADA OAKS LLC ET AL        | \$ 12,811,000  | \$ 12,811,000    | REAL                |
| 4409 MONTROSE LTD                   | \$ 19,360,000  | \$ 17,500,000    | REAL                |
| 89 H A S HOTEL CORP                 | \$ 1,040,000   | \$ 1,023,320     | REAL                |
| ABS HOSPITALITY GROUP LLC           | \$ 1,320,000   | \$ 1,275,000     | REAL                |
| AGAVE AT WILLOW CREEK LLC           | \$ 4,120,100   | \$ 3,600,000     | REAL                |
| AGRE WILLIAMS SQUARE HOLDINGS LLC   | \$ 101,316,950 | \$ 93,916,460    | REAL *              |
| AGRE WILLIAMS SQUARE HOLDINGS LLC   | \$ 53,643,230  | \$ 52,646,370    | REAL *              |
| AGRE WILLIAMS SQUARE HOLDINGS LLC   | \$ 10,981,500  | \$ 8,732,140     | REAL *              |
| AGRE WILLIAMS SQUARE HOLDINGS LLC   | \$ 59,843,320  | \$ 54,405,030    | REAL *              |
| ALDI TEXAS LLC                      | \$ 637,360     | \$ 573,620       | PERSONAL            |
| ALDI TEXAS LLC                      | \$ 440,300     | \$ 396,270       | PERSONAL            |
| AMERICAN RESIDENTIAL LEASING CO LLC | \$ 186,980     | \$ 186,980       | REAL                |
| AMERICAN RESIDENTIAL LEASING CO LLC | \$ 194,870     | \$ 194,870       | REAL                |
| AMERICAN RESIDENTIAL LEASING CO LLC | \$ 194,870     | \$ 194,870       | REAL                |
| AMERICAN RESIDENTIAL LEASING CO LLC | \$ 207,010     | \$ 207,010       | REAL                |
| AMERICAN RESIDENTIAL LEASING CO LLC | \$ 186,980     | \$ 186,980       | REAL                |
| AMERICAN RESIDENTIAL LEASING CO LLC | \$ 170,550     | \$ 170,550       | REAL                |
| ARC RENTAL MSR I LLC                | \$ 120,620     | \$ 108,560       | REAL                |
| ARC RENTAL MSR I LLC                | \$ 169,030     | \$ 169,030       | REAL                |
| AREA/EY WFT LLC                     | \$ 9,525,000   | \$ 8,700,000     | REAL                |
| ATLANTIC MULTI FAMILY 6 COLONY LLC  | \$ 2,202,820   | \$ 1,969,260     | REAL                |
| ATLANTIC MULTI FAMILY 6 COLONY LLC  | \$ 749,900     | \$ 670,390       | REAL                |
| ATLANTIC MULTI FAMILY 6 COLONY LLC  | \$ 2,249,700   | \$ 2,011,170     | REAL                |
| ATLANTIC MULTI FAMILY 6 COLONY LLC  | \$ 3,187,070   | \$ 2,849,180     | REAL                |
| B & B TECHNICAL SERVICES            | \$ 938,360     | \$ 890,000       | REAL                |
| BELTLINE LLC                        | \$ 1,163,380   | \$ 1,105,000     | REAL                |
| BETTER INC                          | \$ 2,120,000   | \$ 2,000,000     | REAL                |
| BROWN COLINAS POINTE LLC            | \$ 11,100,000  | \$ 10,500,000    | REAL                |
| BURLINGTON COAT FACTORY             | \$ 1,015,960   | \$ 914,360       | PERSONAL            |
| CERBERUS SFR HOLDINGS LP            | \$ 216,160     | \$ 208,320       | REAL                |
| CERBERUS SFR HOLDINGS LP            | \$ 219,550     | \$ 197,600       | REAL                |

72

|                                     |    |            |    |            |          |   |
|-------------------------------------|----|------------|----|------------|----------|---|
| CFT NV DEVELOPMENTS LLC             | \$ | 1,050,000  | \$ | 950,000    | REAL     |   |
| CHARLES G SLOCUM TR THE             | \$ | 409,570    | \$ | 395,000    | REAL     |   |
| CHATHEAU WILDBRIAR LP               | \$ | 8,950,000  | \$ | 8,055,000  | REAL     |   |
| CHICK FIL A INC                     | \$ | 950,000    | \$ | 950,000    | REAL     |   |
| CHIPOTLE MEXICAN GRILL              | \$ | 630,000    | \$ | 550,000    | REAL     |   |
| CLAY COOLEY REAL ESTATE             | \$ | 13,018,090 | \$ | 11,550,000 | REAL     |   |
| CLAY COOLEY REAL ESTATE             | \$ | 5,182,600  | \$ | 4,700,000  | REAL     |   |
| CNC SWAGAT FIVE LP                  | \$ | 8,284,660  | \$ | 8,284,660  | REAL     |   |
| CNC SWAGAT FIVE LP                  | \$ | 4,196,130  | \$ | 4,196,130  | REAL     |   |
| CNL RETIREMENT MOP 1110             | \$ | 9,245,000  | \$ | 3,855,000  | REAL     |   |
| COLUMBIA PROPERTIES                 | \$ | 33,284,010 | \$ | 30,000,000 | REAL     | * |
| CONNS APPLIANCES INC                | \$ | 14,920     | \$ | 9,880      | PERSONAL |   |
| CP 511 BUILDING LLC                 | \$ | 18,750,000 | \$ | 17,000,000 | REAL     | * |
| CPLG TX PROPERTIES LLC              | \$ | 9,141,110  | \$ | 8,900,000  | REAL     |   |
| CREEKWOOD APTS LLC                  | \$ | 13,500,000 | \$ | 13,500,000 | REAL     |   |
| CRLP LOS COLINAS BLVD LLC           | \$ | 44,797,000 | \$ | 40,500,000 | REAL     | * |
| CROSS COURT REALTY LLC              | \$ | 864,000    | \$ | 864,000    | REAL     |   |
| CSH 2016 2 BORROWER LLC             | \$ | 213,740    | \$ | 207,800    | REAL     |   |
| CSH 2016 2 BORROWER LLC             | \$ | 313,740    | \$ | 310,150    | REAL     |   |
| CSMA FT LLC                         | \$ | 143,890    | \$ | 139,990    | REAL     |   |
| CSMA FT LLC                         | \$ | 208,790    | \$ | 187,910    | REAL     |   |
| CVS AS LESSEE                       | \$ | 1,876,370  | \$ | 1,876,370  | REAL     |   |
| CVS AS LESSEE                       | \$ | 2,126,680  | \$ | 2,126,680  | REAL     |   |
| CWW WEST WIND APARTMENTS            | \$ | 7,250,000  | \$ | 6,550,000  | REAL     |   |
| DALLAS METRO APARTMENTS LLC         | \$ | 2,100,000  | \$ | 1,800,000  | REAL     |   |
| DALLAS NORTHWEST LTD LAKERIDGE OF F | \$ | 310,140    | \$ | 310,140    | REAL     |   |
| DALLAS NORTHWEST LTD LAKERIDGE OF F | \$ | 11,816,770 | \$ | 11,100,000 | REAL     |   |
| DALLAS NORTHWEST LTD LAKERIDGE OF F | \$ | 9,464,140  | \$ | 9,309,860  | REAL     |   |
| DAVID D NIX DDS PA                  | \$ | 401,000    | \$ | 401,000    | PERSONAL |   |
| DAVITA RX LLC AS LESSEE ET AL       | \$ | 2,150,000  | \$ | 2,000,000  | REAL     |   |
| DEMASIADO LLC                       | \$ | 2,508,000  | \$ | 2,260,000  | REAL     |   |
| DEVA CORPORATION                    | \$ | 4,320,000  | \$ | 4,300,000  | REAL     |   |
| DFW JOSEPH INVESTMENTS LLC          | \$ | 8,832,000  | \$ | 7,950,000  | REAL     |   |
| DFW TOWER VILLAGE LP                | \$ | 11,581,650 | \$ | 7,887,280  | REAL     |   |
| DFW TOWER VILLAGE LP                | \$ | 7,893,230  | \$ | 6,362,720  | REAL     |   |
| DP WPC TX LLC AS OWNER AND LESSEE   | \$ | 11,449,530 | \$ | 10,674,530 | REAL     |   |
| DP WPC TX LLC AS OWNER AND LESSEE   | \$ | 1,448,050  | \$ | 1,448,050  | REAL     |   |
| DP WPC TX LLC AS OWNER AND LESSEE   | \$ | 102,420    | \$ | 102,420    | REAL     |   |
| EL PASO CHELSEA LTD                 | \$ | 475,730    | \$ | 399,000    | REAL     |   |
| ESD DFW SOUTH 2011 LP               | \$ | 24,500,000 | \$ | 23,100,000 | REAL     |   |
| EXTRA SPACE PROPERTIES 112 LLC      | \$ | 4,000,000  | \$ | 3,600,000  | REAL     |   |
| EXTRA SPACE PROPERTIES 112 LLC      | \$ | 1,968,750  | \$ | 1,850,000  | REAL     |   |
| FAIRFIELD LAS BRISAS I LLC          | \$ | 248,430    | \$ | 248,430    | REAL     | * |
| FAIRFIELD LAS BRISAS I LLC          | \$ | 23,751,570 | \$ | 22,401,570 | REAL     |   |
| FEDEX GROUND PACKAGE SYSTEMS INC    | \$ | 21,844,270 | \$ | 17,832,980 | PERSONAL |   |
| FELCOR LODGING TRUST                | \$ | 2,470,430  | \$ | 645,970    | PERSONAL |   |
| FIREBRAND PROPERTIES LP             | \$ | 1,030,000  | \$ | 950,000    | REAL     |   |
| FOLDBERG JOHN D &                   | \$ | 1,300,000  | \$ | 1,170,000  | REAL     |   |

|                                   |    |            |    |            |          |
|-----------------------------------|----|------------|----|------------|----------|
| FOREST LANE REALTY LP             | \$ | 1,948,860  | \$ | 1,900,000  | REAL     |
| FPG THE POINT LP                  | \$ | 48,085,000 | \$ | 47,000,000 | REAL     |
| FRBH EAGLECREST LLC               | \$ | 13,585,000 | \$ | 12,187,500 | REAL     |
| FRBH EAGLECREST LLC               | \$ | 9,823,000  | \$ | 8,812,500  | REAL     |
| GMRI INC                          | \$ | 245,800    | \$ | 233,510    | PERSONAL |
| GONZALES MARIA A TR               | \$ | 810,470    | \$ | 810,470    | REAL     |
| GROUP 1 REALTY INC & FCA REALTY   | \$ | 3,148,000  | \$ | 3,000,000  | REAL     |
| GRUSIN MARTIN A TRUSTEE           | \$ | 825,000    | \$ | 825,000    | REAL     |
| HCD DALLAS CORP                   | \$ | 800,000    | \$ | 800,000    | REAL     |
| HCD DALLAS CORP                   | \$ | 41,200,000 | \$ | 37,200,000 | REAL     |
| HKRK MGMT INC                     | \$ | 2,502,870  | \$ | 2,300,000  | REAL     |
| HOME SFR BORROWER LLC             | \$ | 127,220    | \$ | 127,220    | REAL     |
| HOME SFR BORROWER LLC             | \$ | 108,080    | \$ | 108,080    | REAL     |
| HOME SFR BORROWER LLC             | \$ | 205,860    | \$ | 202,050    | REAL     |
| HOME SFR BORROWER LLC             | \$ | 119,050    | \$ | 119,050    | REAL     |
| HRUS DFW EAST LLC                 | \$ | 17,194,020 | \$ | 14,500,000 | REAL     |
| IRVING 4600 WEST PIONEER          | \$ | 38,900,000 | \$ | 31,000,000 | REAL     |
| IRVING LODGING LLC                | \$ | 4,650,000  | \$ | 4,400,000  | REAL     |
| ISA HOSPITALITY INC               | \$ | 2,400,000  | \$ | 2,187,000  | REAL     |
| JAMBROS PARTNERS LTD              | \$ | 4,449,510  | \$ | 4,000,000  | REAL     |
| K GARAGE CO LTD                   | \$ | 5,272,470  | \$ | 4,875,000  | REAL     |
| KAMEYAMA KEISHI                   | \$ | 12,320,000 | \$ | 11,750,000 | REAL     |
| KBS SOR 125 JOHN CARPENTER LLC    | \$ | 66,235,000 | \$ | 63,000,000 | REAL *   |
| KBSIII TOWER AT LAKE CAROLYN LLC  | \$ | 55,970,000 | \$ | 54,000,000 | REAL *   |
| KENSINGTON APARTMENTS LLC         | \$ | 14,400,000 | \$ | 13,700,000 | REAL     |
| KHOSROW SADEGHIAN                 | \$ | 108,390    | \$ | 70,450     | REAL     |
| KUMAR SUNDIP                      | \$ | 585,090    | \$ | 540,000    | REAL     |
| LAKE CAROLYN PKWY LLC             | \$ | 46,609,000 | \$ | 43,434,000 | REAL *   |
| LAS COLINAS AAA INVESTMENT        | \$ | 2,686,490  | \$ | 2,513,860  | REAL     |
| LAS COLINAS IRVING ACQUISITION 1  | \$ | 71,400,000 | \$ | 70,277,550 | REAL *   |
| LAS COLINAS IRVING ACQUISITION II | \$ | 40,720,000 | \$ | 39,000,000 | REAL *   |
| LAS COLINAS LAKE POINTE LP        | \$ | 1,156,000  | \$ | 1,132,100  | REAL *   |
| LEGACY REI GROUP VF LLC           | \$ | 6,800,000  | \$ | 6,250,000  | REAL     |
| LOOP HOTEL INC                    | \$ | 468,000    | \$ | 325,000    | REAL     |
| LOWEN RAIFORD LP                  | \$ | 11,100,000 | \$ | 10,500,000 | REAL     |
| LOWES HOME CENTERS INC            | \$ | 7,500,000  | \$ | 6,160,030  | REAL     |
| LUXMANA REI 001 LLC               | \$ | 2,545,920  | \$ | 2,240,000  | REAL     |
| MAA TANC LLC                      | \$ | 34,000,000 | \$ | 33,000,000 | REAL *   |
| MAAHIYAA HOTEL LLC                | \$ | 7,395,790  | \$ | 4,989,060  | REAL     |
| MATTRESS FIRM                     | \$ | 58,680     | \$ | 58,680     | PERSONAL |
| MATTRESS FIRM                     | \$ | 140,430    | \$ | 140,430    | PERSONAL |
| MCADOO BRUCE                      | \$ | 996,840    | \$ | 500,000    | REAL     |
| MERCHANTS AUTO GROUP INC          | \$ | 2,179,290  | \$ | 1,829,670  | PERSONAL |
| MFO PPTIES LTD                    | \$ | 1,613,000  | \$ | 1,613,000  | REAL     |
| MO DANY REVOCABLE TRUST           | \$ | 1,750,000  | \$ | 1,699,000  | REAL     |
| MONTERRA APARTMENTS LP            | \$ | 36,129,970 | \$ | 35,000,000 | REAL *   |
| N I R INVESTMENTS LTD             | \$ | 675,000    | \$ | 630,000    | REAL     |
| NEPTUNE VENTURES LLC              | \$ | 200,000    | \$ | 200,000    | REAL     |

|                                   |    |             |    |             |          |    |
|-----------------------------------|----|-------------|----|-------------|----------|----|
| NEPTUNE VENTURES LLC              | \$ | 187,000     | \$ | 187,000     | REAL     |    |
| NEPTUNE VENTURES LLC              | \$ | 233,740     | \$ | 233,740     | REAL     |    |
| NEPTUNE VENTURES LLC              | \$ | 116,810     | \$ | 116,810     | REAL     |    |
| NEPTUNE VENTURES LLC              | \$ | 132,990     | \$ | 132,990     | REAL     |    |
| NEPTUNE VENTURES LLC              | \$ | 160,000     | \$ | 160,000     | REAL     |    |
| NEWPORT APARTMENTS PROPERTY OWNEI | \$ | 18,377,590  | \$ | 17,500,000  | REAL     |    |
| OMINET AVENIDA LLC                | \$ | 6,067,000   | \$ | 5,416,730   | REAL     |    |
| OMINET AVENIDA LLC                | \$ | 14,933,000  | \$ | 13,333,270  | REAL     |    |
| PACIFIC PLATINUM TRUST            | \$ | 454,900     | \$ | 435,000     | REAL     |    |
| PACIFIC PLATINUM TRUST            | \$ | 527,640     | \$ | 390,000     | REAL     |    |
| PARMA LAS COLINAS TOWERS LLC      | \$ | 4,048,000   | \$ | 4,048,000   | REAL     | *  |
| PARMA LAS COLINAS TOWERS LLC      | \$ | 54,722,000  | \$ | 54,722,000  | REAL     |    |
| PARMA MANDALAY TOWER LLC          | \$ | 36,360,000  | \$ | 32,700,000  | REAL     |    |
| PATEL CHANDRAKANT B               | \$ | 2,050,000   | \$ | 1,950,000   | REAL     |    |
| PATEL DHAVAL                      | \$ | 1,069,610   | \$ | 1,040,000   | REAL     |    |
| PATEL KAMLESH M & AMISHA G        | \$ | 1,065,000   | \$ | 1,050,000   | REAL     |    |
| PATEL SURESHCHANDRA N &           | \$ | 491,820     | \$ | 450,000     | REAL     |    |
| PBH VALLEY CREEK LLC              | \$ | 26,000,000  | \$ | 23,400,000  | REAL     | 75 |
| PBH VALLEY RIDGE LLC              | \$ | 28,560,000  | \$ | 26,000,000  | REAL     |    |
| PCPI UT OWNER LP                  | \$ | 9,801,860   | \$ | 9,801,860   | REAL     | *  |
| PCPI UT OWNER LP                  | \$ | 137,183,140 | \$ | 121,198,140 | REAL     | *  |
| POST AVALON LLC                   | \$ | 16,400,000  | \$ | 15,800,000  | REAL     |    |
| POST MONTORO LLC                  | \$ | 18,000,000  | \$ | 16,775,000  | REAL     |    |
| PPF AMLI 777 LAKE CAROLYN PARKWAY | \$ | 65,286,720  | \$ | 64,000,000  | REAL     | *  |
| PRESIDIUM VINEYARDS INVESTORS LLC | \$ | 13,288,000  | \$ | 13,288,000  | REAL     |    |
| RACETRAC                          | \$ | 563,900     | \$ | 315,000     | PERSONAL |    |
| RACETRAC                          | \$ | 425,570     | \$ | 317,700     | PERSONAL |    |
| RACETRAC PETROLEUM INC            | \$ | 1,924,220   | \$ | 1,732,000   | REAL     |    |
| RAHIMI JAWID &                    | \$ | 1,016,010   | \$ | 995,000     | REAL     |    |
| RANDALLS FOOD & DRUG LP           | \$ | 4,025,000   | \$ | 4,025,000   | REAL     |    |
| RAYO LLC                          | \$ | 2,170,000   | \$ | 1,925,000   | REAL     |    |
| RAYO LLC                          | \$ | 2,170,000   | \$ | 1,925,000   | REAL     |    |
| RED LOBSTER HOSPITALITY LLC       | \$ | 399,150     | \$ | 276,410     | PERSONAL |    |
| RED OAK COMMERCIAL                | \$ | 3,121,500   | \$ | 2,550,000   | REAL     |    |
| RESI SFR SUB LLC                  | \$ | 150,180     | \$ | 144,200     | REAL     |    |
| RESI SFR SUB LLC                  | \$ | 126,130     | \$ | 126,130     | REAL     |    |
| RESI SFR SUB LLC                  | \$ | 136,060     | \$ | 125,100     | REAL     |    |
| RFI WESTWOOD VILLAGE LLC          | \$ | 19,500,000  | \$ | 17,700,000  | REAL     |    |
| ROCHELLE PLAZA ASSOCIATES         | \$ | 5,518,780   | \$ | 5,518,780   | REAL     |    |
| ROSEMONT SUMMIT OPERATING LLC     | \$ | 57,335,000  | \$ | 52,750,000  | REAL     | *  |
| SANDLIAN COLBY B &                | \$ | 2,364,600   | \$ | 2,128,000   | REAL     |    |
| SAVOY DALLAS HOTELS LLC           | \$ | 8,430,050   | \$ | 7,390,000   | REAL     |    |
| SEARITAGE SRC FINANCE LLC         | \$ | 4,800,000   | \$ | 3,400,000   | REAL     |    |
| SECURITY PORTFOLIO IV LP          | \$ | 2,737,130   | \$ | 2,737,130   | REAL     |    |
| SEDONA PARK APARTMENTS LLC        | \$ | 16,000,000  | \$ | 16,000,000  | REAL     |    |
| SHIV INC                          | \$ | 4,643,630   | \$ | 4,000,000   | REAL     |    |
| SOUTHERN UNITED ENTERPRISES       | \$ | 114,130     | \$ | 114,130     | PERSONAL |    |
| SPARTRA LLC                       | \$ | 3,892,460   | \$ | 3,550,000   | REAL     |    |

|                                  |           |                      |           |                      |          |
|----------------------------------|-----------|----------------------|-----------|----------------------|----------|
| SRP SUB LLC                      | \$        | 149,330              | \$        | 141,540              | REAL     |
| SRP SUB LLC                      | \$        | 150,490              | \$        | 140,640              | REAL     |
| SRP SUB LLC                      | \$        | 202,660              | \$        | 202,660              | REAL     |
| SRP SUB LLC                      | \$        | 214,790              | \$        | 214,790              | REAL     |
| SWETA PATEL LLC                  | \$        | 3,800,000            | \$        | 3,800,000            | REAL     |
| TAH 2017 1 BORROWER LLC          | \$        | 134,430              | \$        | 134,430              | REAL     |
| TAH HOLDING LP                   | \$        | 151,020              | \$        | 137,410              | REAL     |
| TAH HOLDING LP                   | \$        | 155,780              | \$        | 140,200              | REAL     |
| TAH HOLDING LP                   | \$        | 143,870              | \$        | 140,010              | REAL     |
| TAH HOLDING LP                   | \$        | 118,670              | \$        | 109,400              | REAL     |
| TAH HOLDING LP                   | \$        | 144,180              | \$        | 137,730              | REAL     |
| TAH HOLDING LP                   | \$        | 169,960              | \$        | 158,000              | REAL     |
| TAH HOLDING LP                   | \$        | 139,740              | \$        | 133,710              | REAL     |
| TCI 600 LAS COLINAS INC          | \$        | 72,200,000           | \$        | 68,000,000           | REAL     |
| TCI MERIDIAN ACRES LLC           | \$        | 2,023,990            | \$        | 2,023,990            | REAL     |
| TOWNE NORTH SC PTNR LTD          | \$        | 6,912,490            | \$        | 6,575,700            | REAL     |
| TOWNE NORTH SC PTNR LTD          | \$        | 3,179,190            | \$        | 3,024,300            | REAL     |
| TR ATRIUM LP                     | \$        | 13,845,000           | \$        | 13,000,000           | REAL     |
| TR ATRIUM LP                     | \$        | 8,470,000            | \$        | 7,500,000            | REAL     |
| TRUE DFW2015 1 HOMES LLC         | \$        | 150,900              | \$        | 147,980              | REAL     |
| TRUE DFW2015 1 HOMES LLC         | \$        | 103,390              | \$        | 101,370              | REAL     |
| TSCA52 LP                        | \$        | 2,420,000            | \$        | 1,800,000            | REAL     |
| U S XPRESS LEASING COMPANY       | \$        | 25,000,000           | \$        | 100,000              | PERSONAL |
| URBAN WOODSIDE APARTMENTS LP     | \$        | 8,900,000            | \$        | 7,975,000            | REAL     |
| US SFE ASSET COMPANY 1 LLC       | \$        | 138,140              | \$        | 124,330              | REAL     |
| VAC APARTMENTS LLC               | \$        | 10,000,000           | \$        | 8,600,000            | REAL     |
| VUKOTA BRIDGEPORT APTS LP &      | \$        | 21,000,000           | \$        | 18,900,000           | REAL     |
| WALMART REAL ESTATE              | \$        | 11,172,710           | \$        | 10,742,990           | REAL     |
| WALNUT HILL TX PARTNERS LLC      | \$        | 46,000,000           | \$        | 42,714,000           | REAL     |
| WESTDALE BROOKSTONE/TERRACE LP   | \$        | 11,128,840           | \$        | 10,100,000           | REAL     |
| WESTDALE BROOKSTONE/TERRACE LP   | \$        | 13,881,340           | \$        | 12,500,000           | REAL     |
| WESTDALE ESTELLE CREEK           | \$        | 12,849,030           | \$        | 11,600,000           | REAL     |
| WESTDALE WOODMEADE LTD           | \$        | 19,069,120           | \$        | 17,200,000           | REAL     |
| WESTGATE & GLEN ARBOR            | \$        | 16,000,000           | \$        | 14,400,000           | REAL     |
| WESTGATE & GLEN ARBOR            | \$        | 7,859,330            | \$        | 7,073,390            | REAL     |
| WESTGATE & GLEN ARBOR            | \$        | 2,691,610            | \$        | 2,422,450            | REAL     |
| WESTGATE & GLEN ARBOR            | \$        | 3,449,060            | \$        | 3,104,160            | REAL     |
| WOODCHASE & CLARENDON APARTMENTS | \$        | 11,417,570           | \$        | 9,226,750            | REAL     |
| WOODCHASE & CLARENDON APARTMENTS | \$        | 4,796,460            | \$        | 4,023,250            | REAL     |
| WOODLAND RIDGE POE LLC           | \$        | 18,115,190           | \$        | 16,333,320           | REAL     |
| WOODLAND RIDGE POE LLC           | \$        | 9,057,600            | \$        | 8,166,680            | REAL     |
| WTH PROPERTIES LLC               | \$        | 7,153,840            | \$        | 7,153,840            | REAL     |
| WTH PROPERTIES LLC               | \$        | 7,153,840            | \$        | 7,400,000            | REAL     |
| <b>TOTAL</b>                     | <b>\$</b> | <b>2,339,295,960</b> | <b>\$</b> | <b>2,135,870,960</b> |          |

## 2017 ACTIVE LAWSUITS

| <b>OWNERS NAME</b>         | <b>DCAD<br/>VALUE</b> | <b>TYPE OF<br/>PROPERTY</b> |
|----------------------------|-----------------------|-----------------------------|
| AVIS BUDGET CAR RENTAL LLC | \$ 1,829,870          | PERSONAL                    |
| AVIS BUDGET CAR RENTAL LLC | \$ 358,060            | PERSONAL                    |
| GANGA HOTEL GROUP INC      | \$ 4,100,000          | REAL                        |
| NCI LEASING INC            | \$ 4,332,650          | PERSONAL                    |
| 1080 STEEPLECHASE LLC &    | \$ 14,000,000         | REAL                        |
| <b>TOTAL</b>               | <b>\$ 24,620,580</b>  |                             |

77

## 2017 SETTLED LAWSUITS

| OWNERS NAME                         | DCAD<br>VALUE  | SETTLED<br>VALUE | TYPE OF<br>PROPERTY |
|-------------------------------------|----------------|------------------|---------------------|
| ABS HOSPITALITY GROUP LLC           | \$ 1,400,000   | \$ 1,300,000     | REAL                |
| AGRE WILLIAMS SQUARE HOLDINGS LLC   | \$ 105,590,370 | \$ 92,746,330    | REAL *              |
| AGRE WILLIAMS SQUARE HOLDINGS LLC   | \$ 62,847,130  | \$ 51,968,730    | REAL *              |
| AGRE WILLIAMS SQUARE HOLDINGS LLC   | \$ 8,990,280   | \$ 8,578,530     | REAL *              |
| AGRE WILLIAMS SQUARE HOLDINGS LLC   | \$ 62,572,220  | \$ 53,706,410    | REAL *              |
| AIGGRE TX HOTEL LAS COLINAS OWNER I | \$ 10,836,630  | \$ 9,800,000     | REAL                |
| ALDEN SHORT INC                     | \$ 118,730     | \$ 105,000       | REAL                |
| ALDEN SHORT INC                     | \$ 113,710     | \$ 102,000       | REAL                |
| ALDEN SHORT INC                     | \$ 60,530      | \$ 60,530        | REAL                |
| ALDEN SHORT INC                     | \$ 117,950     | \$ 117,950       | REAL                |
| ANGEL HOSPITALITY VIII LLC          | \$ 7,735,730   | \$ 6,870,000     | REAL *              |
| BEL AIR AT LAS COLINAS LL LLC       | \$ 33,500,000  | \$ 31,750,000    | REAL                |
| BELTLINE AIRPORT FREEWAY JV ETAL    | \$ 2,145,980   | \$ 1,600,000     | REAL                |
| BELTLINE VILLAGE PARTNERS           | \$ 6,500,000   | \$ 5,950,000     | REAL                |
| BETTER INC                          | \$ 1,950,000   | \$ 1,800,000     | REAL                |
| BIG DIAMOND SKIPPER BEVERAGE        | \$ 54,090      | \$ 12,000        | PERSONAL            |
| BIG DIAMOND SKIPPER BEVERAGE        | \$ 181,070     | \$ 82,110        | PERSONAL            |
| BIG DIAMOND SKIPPER BEVERAGE        | \$ 167,690     | \$ 77,430        | PERSONAL            |
| BIG DIAMOND SKIPPER BEVERAGE        | \$ 111,300     | \$ 77,770        | PERSONAL            |
| BRE LAS COLINAS LLC                 | \$ 85,000,000  | \$ 69,000,000    | REAL                |
| BRE LAS COLINAS LLC                 | \$ 5,752,840   | \$ 5,752,840     | REAL                |
| BRE LAS COLINAS LLC                 | \$ 247,160     | \$ 247,160       | REAL                |
| BROWN COLINAS POINTE LLC            | \$ 9,650,000   | \$ 9,400,000     | REAL                |
| CANAL CENTRE LLC                    | \$ 32,600,000  | \$ 32,600,000    | REAL *              |
| CASA DEL SOL TEXAS LLC              | \$ 2,965,000   | \$ 2,700,000     | REAL                |
| CHIPOTLE MEXICAN GRILL              | \$ 554,320     | \$ 485,000       | REAL                |
| CLAY COOLEY REAL ESTATE             | \$ 11,245,710  | \$ 9,750,000     | REAL                |
| CLAY COOLEY REAL ESTATE             | \$ 3,120,530   | \$ 2,725,000     | REAL                |
| CNL RETIREMENT MOP 1110             | \$ 10,215,000  | \$ 3,855,000     | REAL                |
| CNLRS BEP LP                        | \$ 1,800,000   | \$ 1,400,000     | REAL                |
| COLUMBIA PROPERTIES                 | \$ 32,577,220  | \$ 30,300,000    | REAL *              |
| COOLEY FAMILY IRREVOCABLE TRUST     | \$ 2,298,690   | \$ 1,257,990     | PERSONAL            |
| COOLEY FAMILY IRREVOCABLE TRUST     | \$ 327,240     | \$ 327,240       | PERSONAL            |
| COOLEY FAMILY IRREVOCABLE TRUST     | \$ 1,647,380   | \$ 717,320       | PERSONAL            |
| CREEKWOOD APTS LLC                  | \$ 12,470,000  | \$ 11,000,000    | REAL                |
| CROSS COURT REALTY LLC              | \$ 864,000     | \$ 825,000       | REAL                |
| CROWN ENTERPRISES INC               | \$ 2,100,000   | \$ 2,050,000     | REAL                |
| CROWN ENTERPRISES INC               | \$ 3,099,770   | \$ 2,050,000     | REAL                |
| CSC SERVICWORKS INC                 | \$ 580,930     | \$ 464,370       | PERSONAL            |
| D L PETERSON TRUST I                | \$ 5,302,690   | \$ 4,394,640     | PERSONAL            |
| DAL RICH VILLAGE LTD                | \$ 13,000,000  | \$ 11,500,000    | REAL                |
| DAL RICH VILLAGE LTD                | \$ 3,051,970   | \$ 2,538,060     | REAL                |
| DAL RICH VILLAGE LTD                | \$ 608,270     | \$ 505,850       | REAL                |
| DAL RICH VILLAGE LTD                | \$ 7,339,760   | \$ 6,103,840     | REAL                |
| DCT ROYAL LANE LLC                  | \$ 4,238,820   | \$ 4,010,000     | REAL                |

78

| OWNERS NAME                          | DCAD<br>VALUE | SETTLED<br>VALUE | TYPE OF<br>PROPERTY |
|--------------------------------------|---------------|------------------|---------------------|
| DEVA CORPORATION                     | \$ 4,500,000  | \$ 4,154,310     | REAL                |
| DFW AIRPORT HOSPITALITY              | \$ 8,400,000  | \$ 6,450,000     | REAL                |
| DFW BELTLINE COMMERCE CENTER LLC     | \$ 874,180    | \$ 819,540       | REAL                |
| DFW BELTLINE COMMERCE CENTER LLC     | \$ 1,373,200  | \$ 1,287,380     | REAL                |
| DFW BELTLINE COMMERCE CENTER LLC     | \$ 1,373,200  | \$ 1,287,370     | REAL                |
| DFW BELTLINE COMMERCE CENTER LLC     | \$ 1,179,420  | \$ 1,105,710     | REAL                |
| DFW JOSEPH INVESTMENTS LLC           | \$ 7,941,280  | \$ 4,800,000     | REAL                |
| DULCE RESTAURANTS LLC                | \$ 120,990    | \$ 96,400        | PERSONAL            |
| DULCE RESTAURANTS LLC                | \$ 198,390    | \$ 77,000        | PERSONAL            |
| DULCE RESTAURANTS LLC                | \$ 113,790    | \$ 67,900        | PERSONAL            |
| ELEMENT FLEET CORPORATION            | \$ 1,711,670  | \$ 1,401,880     | PERSONAL            |
| ELMSTONE GROUP OP1 LLC               | \$ 6,800,000  | \$ 6,282,610     | REAL                |
| ELMSTONE GROUP OP1 LLC               | \$ 2,400,000  | \$ 2,217,390     | REAL                |
| ELMSTONE GROUP OP2 LLC               | \$ 11,443,470 | \$ 8,200,000     | REAL                |
| ESD DFW SOUTH 2011 LP                | \$ 24,500,000 | \$ 23,100,000    | REAL                |
| EXTRA SPACE PROPERTIES 107 LLC       | \$ 2,450,000  | \$ 2,450,000     | REAL                |
| EXTRA SPACE PROPERTIES 107 LLC       | \$ 3,026,420  | \$ 2,726,410     | REAL                |
| EXTRA SPACE PROPERTIES 107 LLC       | \$ 1,968,750  | \$ 1,773,590     | REAL                |
| EXTRA SPACE PROPERTIES 107 LLC       | \$ 2,849,000  | \$ 2,734,860     | REAL                |
| FIELDS WILLIAM S & MARGARET M B TRU: | \$ 2,250,000  | \$ 2,250,000     | REAL                |
| FIREBRAND PROPERTIES LP              | \$ 1,165,000  | \$ 924,000       | REAL                |
| FPG THE POINT LP                     | \$ 48,630,000 | \$ 47,000,000    | REAL                |
| FREEPORT REGENT LLC                  | \$ 10,532,500 | \$ 9,564,750     | REAL                |
| GELCO FLEET TRUST                    | \$ 2,172,120  | \$ 1,792,910     | PERSONAL            |
| GLEN ARBOR MULTIFAMILY LLC           | \$ 14,400,000 | \$ 13,600,000    | REAL                |
| GROUND HERSHAL GENE                  | \$ 220,000    | \$ 220,000       | REAL                |
| GROUP 1 REALTY INC                   | \$ 3,426,200  | \$ 3,000,000     | REAL                |
| GRUSIN MARTIN A TRUSTEE              | \$ 897,750    | \$ 810,000       | REAL                |
| HCRE LAS COLINAS LLC                 | \$ 9,900,000  | \$ 8,600,000     | REAL *              |
| HIGHLAND CREST LTD                   | \$ 12,750,000 | \$ 11,700,000    | REAL                |
| HKRK MGNT INC                        | \$ 2,617,720  | \$ 2,400,000     | REAL                |
| IMT CAPITAL III LAKESHORE LOFTS LP   | \$ 47,000,000 | \$ 45,408,240    | REAL *              |
| IMV GROUP LLC                        | \$ 893,570    | \$ 763,290       | REAL                |
| IMV GROUP LLC                        | \$ 118,520    | \$ 101,240       | REAL                |
| IMV GROUP LLC                        | \$ 112,300    | \$ 95,930        | REAL                |
| IMV GROUP LLC                        | \$ 109,790    | \$ 93,780        | REAL                |
| IMV GROUP LLC                        | \$ 86,290     | \$ 73,710        | REAL                |
| IMV GROUP LLC                        | \$ 81,570     | \$ 69,680        | REAL                |
| IMV GROUP LLC                        | \$ 694,780    | \$ 593,490       | REAL                |
| IMV GROUP LLC                        | \$ 219,590    | \$ 187,580       | REAL                |
| IMV GROUP LLC                        | \$ 201,500    | \$ 172,120       | REAL                |
| IMV GROUP LLC                        | \$ 57,580     | \$ 49,180        | REAL                |
| INTERGERMAN SUMMER GATE LP           | \$ 10,750,000 | \$ 9,600,000     | REAL                |
| IRVING CLUB ACQUISITION CORP         | \$ 1,137,910  | \$ 1,137,910     | PERSONAL            |
| IRVING LODGING LLC                   | \$ 4,404,980  | \$ 4,035,700     | REAL                |
| ISA HOSPITALITY INC                  | \$ 2,220,000  | \$ 1,950,000     | REAL                |
| J&J LOTT IRVING LLC                  | \$ 27,769,510 | \$ 27,000,000    | REAL                |
| JACK IN THE BOX INC                  | \$ 216,390    | \$ 194,750       | PERSONAL            |
| K GARAGE CO LTD                      | \$ 4,671,700  | \$ 4,503,400     | REAL                |

79

| OWNERS NAME                          | DCAD<br>VALUE | SETTLED<br>VALUE | TYPE OF<br>PROPERTY |
|--------------------------------------|---------------|------------------|---------------------|
| K SERIES III LLC                     | \$ 97,700     | \$ 97,700        | REAL                |
| K SERIES III LLC                     | \$ 650,000    | \$ 650,000       | REAL                |
| KAMEYAMA KEISHI                      | \$ 12,500,000 | \$ 11,255,000    | REAL                |
| KBSIII TOWER AT LAKE CAROLYN LLC     | \$ 56,060,000 | \$ 53,140,000    | REAL *              |
| KENSINGTON APARTMENTS LLC            | \$ 13,312,000 | \$ 12,400,000    | REAL                |
| KHOSROW SADEGHIAN                    | \$ 98,460     | \$ 70,000        | REAL                |
| KHOSROW SADEGHIAN                    | \$ 108,390    | \$ 52,000        | REAL                |
| KROGER TEXAS LP                      | \$ 758,210    | \$ 758,210       | REAL                |
| KROGER TEXAS LP                      | \$ 1,622,000  | \$ 1,622,000     | REAL                |
| KROGER TEXAS LP                      | \$ 1,400,000  | \$ 1,400,000     | REAL                |
| KROGER TEXAS LP                      | \$ 3,800,000  | \$ 3,800,000     | REAL                |
| KROGER TEXAS LP                      | \$ 910,230    | \$ 910,230       | REAL                |
| KUMAR SUNDIP                         | \$ 561,440    | \$ 515,000       | REAL                |
| LAKE WORTH HOTEL CORP                | \$ 4,400,000  | \$ 4,200,000     | REAL                |
| LAS COLINAS IRVING ACQUISITION CO I  | \$ 69,000,000 | \$ 66,950,000    | REAL *              |
| LAS COLINAS IRVING ACQUISITION CO II | \$ 39,315,000 | \$ 38,000,000    | REAL *              |
| LEGACY REI GROUP VF LLC              | \$ 6,788,830  | \$ 6,250,000     | REAL 80             |
| LOWEN TRINITY MILLS                  | \$ 12,838,950 | \$ 10,840,000    | REAL                |
| LOWES HOME CENTERS INC               | \$ 7,500,000  | \$ 7,500,000     | REAL                |
| LQ TX PROPERTIES LLC                 | \$ 8,787,680  | \$ 8,639,400     | REAL                |
| MAAHIYAA HOTEL LLC                   | \$ 7,362,310  | \$ 4,966,350     | REAL                |
| MACYS RETAIL HOLDING INC             | \$ 2,977,080  | \$ 2,548,660     | PERSONAL            |
| MARABELLA AT LAS COLINAS             | \$ 21,662,080 | \$ 19,083,270    | REAL                |
| MARABELLA AT LAS COLINAS             | \$ 20,337,920 | \$ 17,916,730    | REAL                |
| MO DANY REVOCABLE TRUST              | \$ 1,750,000  | \$ 1,699,000     | REAL                |
| MONTERRA APARTMENTS LP               | \$ 35,250,000 | \$ 33,400,000    | REAL *              |
| MUKUNDBHAI PATEL J & DAXABEN         | \$ 1,123,710  | \$ 960,000       | REAL                |
| NEPTUNE VENTURES LLC                 | \$ 200,000    | \$ 200,000       | REAL                |
| NEPTUNE VENTURES LLC                 | \$ 173,410    | \$ 173,410       | REAL                |
| NEPTUNE VENTURES LLC                 | \$ 79,730     | \$ 79,730        | REAL                |
| NEPTUNE VENTURES LLC                 | \$ 179,410    | \$ 179,410       | REAL                |
| NEPTUNE VENTURES LLC                 | \$ 116,810    | \$ 116,810       | REAL                |
| NEPTUNE VENTURES LLC                 | \$ 123,030    | \$ 123,030       | REAL                |
| NEPTUNE VENTURES LLC                 | \$ 141,600    | \$ 141,600       | REAL                |
| NEWPORT APARTMENTS PROPERTY OWNE     | \$ 17,248,000 | \$ 16,700,000    | REAL                |
| NORTHGATE INVESTORS LLC              | \$ 14,100,000 | \$ 13,250,000    | REAL                |
| OMINET AVENIDA LLC                   | \$ 5,966,480  | \$ 5,416,730     | REAL                |
| OMINET AVENIDA LLC                   | \$ 14,686,520 | \$ 13,333,270    | REAL                |
| PARMA LAS COLINAS TOWERS LLC         | \$ 50,132,000 | \$ 46,952,000    | REAL                |
| PARMA LAS COLINAS TOWERS LLC         | \$ 4,048,000  | \$ 4,048,000     | REAL *              |
| PARMA MANDALAY TOWER LLC             | \$ 30,300,000 | \$ 27,500,000    | REAL                |
| PERFECT AND MODERN TEAM LLC          | \$ 1,131,320  | \$ 1,025,000     | REAL                |
| POST MONTORO LLC                     | \$ 16,250,000 | \$ 15,250,000    | REAL                |
| PROPERTY RESERVE INC                 | \$ 70,552,820 | \$ 52,914,000    | REAL                |
| RANDALLS FOOD & GRUG LP              | \$ 4,025,000  | \$ 4,025,000     | REAL                |
| RAVI PATEL                           | \$ 953,680    | \$ 870,000       | REAL                |
| RAYO LLC                             | \$ 2,050,000  | \$ 1,850,000     | REAL                |
| RAYO LLC                             | \$ 2,050,000  | \$ 1,850,000     | REAL                |
| RED LOBSTER HOSPITALITY LLC          | \$ 378,750    | \$ 308,143       | PERSONAL            |

| OWNERS NAME                     | DCAD<br>VALUE | SETTLED<br>VALUE | TYPE OF<br>PROPERTY |
|---------------------------------|---------------|------------------|---------------------|
| ROCHELLE PLAZA ASSOCIATES       | \$ 5,150,000  | \$ 4,975,000     | REAL                |
| ROSEMONT SUMMIT OPERATING LLC   | \$ 51,635,000 | \$ 50,000,000    | REAL *              |
| SALEM LEASING INC               | \$ 4,071,440  | \$ 2,676,740     | PERSONAL            |
| SANDLIAN COLBY B &              | \$ 2,364,600  | \$ 2,128,000     | REAL                |
| SECURITY PORTFOLIO IV LP        | \$ 2,737,130  | \$ 2,737,130     | REAL                |
| SONIC INDUSTRIES INC            | \$ 162,680    | \$ 146,410       | PERSONAL            |
| SOUTHEASTERN FREIGHTLINES INC   | \$ 4,190,170  | \$ 2,553,250     | PERSONAL            |
| SPARTRA LLC                     | \$ 3,600,000  | \$ 3,400,000     | REAL                |
| STATE BANK OF TEXAS             | \$ 4,938,550  | \$ 4,938,550     | REAL                |
| STATE BANK OF TEXAS             | \$ 1,896,750  | \$ 1,637,100     | REAL                |
| STONEBRIDGE IRVING VENTUR       | \$ 310,140    | \$ 310,140       | REAL                |
| STONEBRIDGE IRVING VENTUR       | \$ 11,439,160 | \$ 10,700,000    | REAL                |
| STONEBRIDGE IRVING VENTUR       | \$ 9,774,280  | \$ 9,145,000     | REAL                |
| SUN LIFE INSURANCE CO OF CANADA | \$ 30,850,000 | \$ 30,439,000    | REAL                |
| SWAY BEAULY LLC                 | \$ 137,110    | \$ 122,030       | REAL                |
| SWETA PATEL LLC                 | \$ 3,702,050  | \$ 3,702,050     | REAL                |
| TAH 2016-1 BORROWER LLC         | \$ 132,550    | \$ 119,300       | REAL                |
| TAH 2016-1 BORROWER LLC         | \$ 128,630    | \$ 115,770       | REAL                |
| TAH 2016-1 BORROWER LLC         | \$ 109,400    | \$ 98,460        | REAL                |
| TB THRIVE CRP LP                | \$ 9,699,660  | \$ 9,100,000     | REAL                |
| TCI 600 LAS COLINAS INC         | \$ 71,645,000 | \$ 62,200,000    | REAL *              |
| TCI MERIDIAN ACRES LLC          | \$ 2,023,990  | \$ 1,278,312     | REAL                |
| TEXAS SFI PARTNERSHIP 37 LTD    | \$ 31,000,000 | \$ 31,000,000    | REAL                |
| TOWNE NORTH SC PTNR LTD         | \$ 6,912,490  | \$ 6,575,000     | REAL                |
| TOWNE NORTH SC PTNR LTD         | \$ 3,179,190  | \$ 3,025,000     | REAL                |
| TP APARTMENTS LLC               | \$ 3,074,880  | \$ 2,771,370     | REAL                |
| TP APARTMENTS LLC               | \$ 1,085,810  | \$ 978,630       | REAL                |
| TR ATRIUM LP                    | \$ 11,945,000 | \$ 11,945,000    | REAL                |
| TRT DEVELOPMENT COMPANY         | \$ 800,000    | \$ 800,000       | REAL                |
| TRT DEVELOPMENT COMPANY         | \$ 39,200,000 | \$ 37,200,000    | REAL                |
| TRUE DFW2015 1 HOMES LLC        | \$ 133,400    | \$ 121,440       | REAL                |
| TRUE DFW2015 1 HOMES LLC        | \$ 111,560    | \$ 101,550       | REAL                |
| TSCA 222 LIMITED PS             | \$ 7,909,520  | \$ 7,500,000     | REAL                |
| TSCA 52 LP                      | \$ 1,990,000  | \$ 1,800,000     | REAL                |
| U S XPRESS INC                  | \$ 25,000,000 | \$ 100,000       | PERSONAL            |
| WALGREENS CO                    | \$ 1,078,490  | \$ 969,410       | PERSONAL            |
| WALGREENS CO                    | \$ 1,335,990  | \$ 1,200,630     | PERSONAL            |
| WALGREENS CO                    | \$ 1,014,620  | \$ 910,480       | PERSONAL            |
| WALMART REAL EST BUS TRST       | \$ 11,963,780 | \$ 10,742,990    | REAL                |
| WALNUT ABLES LTD                | \$ 3,145,590  | \$ 2,900,000     | REAL                |
| WALNUT HILL THRIVE LTD          | \$ 6,800,000  | \$ 6,120,000     | REAL                |
| WALNUT HILL TX PARTNERS LLC     | \$ 45,300,000 | \$ 41,500,000    | REAL                |
| WESTDALE BROOKSTONE TERRACE LP  | \$ 9,600,000  | \$ 9,494,000     | REAL                |
| WESTDALE BROOKSTONE TERRACE LP  | \$ 8,695,000  | \$ 8,695,000     | REAL                |
| WESTDALE BROOKSTONE TERRACE LP  | \$ 11,800,000 | \$ 10,750,000    | REAL                |
| WESTDALE BROOKSTONE TERRACE LP  | \$ 11,500,000 | \$ 10,650,000    | REAL                |
| WESTDALE TIC BRIDGEPORT LP &    | \$ 16,600,000 | \$ 16,600,000    | REAL                |
| WESTGATE MULTIFAMILY LLC        | \$ 6,672,000  | \$ 6,244,140     | REAL                |
| WESTGATE MULTIFAMILY LLC        | \$ 2,928,000  | \$ 2,740,230     | REAL                |

81

| <b>OWNERS NAME</b>                 | <b>DCAD<br/>VALUE</b>   | <b>SETTLED<br/>VALUE</b> | <b>TYPE OF<br/>PROPERTY</b> |
|------------------------------------|-------------------------|--------------------------|-----------------------------|
| WESTGATE MULTIFAMILY LLC           | \$ 2,688,000            | \$ 2,515,630             | REAL                        |
| WTH PROPERTIES LLC                 | \$ 6,503,780            | \$ 6,503,780             | REAL                        |
| WTH PROPERTIES LLC                 | \$ 7,396,220            | \$ 7,396,220             | REAL                        |
| WOODLAND RIDGE POE LLC             | \$ 16,666,670           | \$ 15,666,670            | REAL                        |
| WOODLAND RIDGE POE LLC             | \$ 8,333,330            | \$ 7,833,330             | REAL                        |
| 217 94 GRUMA BLDG HOLDINGS LP      | \$ 3,245,000            | \$ 3,245,000             | REAL                        |
| 2929 PARK GROVE VNTRE LTD          | \$ 7,785,000            | \$ 6,761,220             | REAL                        |
| 2929 PARK GROVE VNTRE LTD          | \$ 545,000              | \$ 438,780               | REAL                        |
| 300 320 DECKER LLC                 | \$ 10,043,700           | \$ 7,300,000             | REAL                        |
| 3146 NORTHGATE CI LLC              | \$ 10,348,200           | \$ 10,348,200            | REAL                        |
| 3312 FOREST LN LLC                 | \$ 1,203,670            | \$ 1,012,900             | REAL                        |
| 4525 TOWNE LAKE VILLAGE LL LLC     | \$ 13,900,000           | \$ 13,000,000            | REAL                        |
| 500 E 114 LLC                      | \$ 18,580,000           | \$ 17,737,830            | REAL                        |
| 500 E 114 LLC                      | \$ 1,039,170            | \$ 1,039,170             | REAL                        |
| 850 LAKE CAROLYN PKWY APARTMENTS I | \$ 44,000,000           | \$ 42,800,000            | REAL *                      |
| <b>TOTAL</b>                       | <b>\$ 2,060,191,640</b> | <b>\$ 1,847,073,635</b>  |                             |

82

**2016 ACTIVE LAWSUITS**

| <b>OWNERS NAME</b>    |    | <b>DCAD<br/>VALUE</b> | <b>PROPOSED<br/>VALUE</b> | <b>TYPE OF<br/>VALUE</b> |
|-----------------------|----|-----------------------|---------------------------|--------------------------|
| NATIONAL CARRIERS INC | \$ | 8,702,260             | \$                        | PERSONAL                 |
| TOTAL                 | \$ | 8,702,260             | \$                        |                          |

## 2016 SETTLED LAWSUITS

| OWNERS NAME                  | DCAD<br>VALUE  | PROPOSED<br>VALUE | SETTLED<br>VALUE | TYPE OF<br>PROPERTY |
|------------------------------|----------------|-------------------|------------------|---------------------|
| ABRAHAM VICTOR &             | \$ 1,925,270   | \$ 1,445,000      | \$ 1,800,000     | REAL                |
| AG PCPI URBAN TOWERS OWNEF   | \$ 136,965,000 | \$ 36,730,000     | \$ 124,500,000   | REAL *              |
| AGRE WILLIAMS SQUARE HOLDIN  | \$ 117,233,910 | \$ 0              | \$ 100,746,330   | REAL *              |
| AGRE WILLIAMS SQUARE HOLDIN  | \$ 69,777,330  | \$ 0              | \$ 58,968,730    | REAL *              |
| AGRE WILLIAMS SQUARE HOLDIN  | \$ 9,981,650   | \$ 0              | \$ 8,578,530     | REAL *              |
| AGRE WILLIAMS SQUARE HOLDIN  | \$ 69,472,110  | \$ 0              | \$ 58,706,410    | REAL *              |
| AIGGRE TX HOTEL LAS COLINAS  | \$ 10,511,400  | \$ 3,500,000      | \$ 9,600,000     | REAL                |
| ALLIANCE PJWE LTD PS         | \$ 11,100,000  | \$ 2,600,000      | \$ 9,650,000     | REAL                |
| APPLE NINE SPE DALLAS INC    | \$ 9,200,000   | \$ 5,980,000      | \$ 8,300,000     | REAL                |
| APPLIANCE WHSE OF AM INC     | \$ 207,670     | \$ 158,045        | \$ 165,000       | PERSONAL            |
| AREA/EY WFT LLC              | \$ 9,379,330   | \$ 3,000,000      | \$ 7,950,000     | REAL                |
| BEL AIR AT LA COLINAS LL LLC | \$ 30,248,620  | \$ 0              | \$ 29,795,000    | REAL                |
| BELTLINE VILLAGE PARTNERS    | \$ 6,600,000   | \$ 2,300,000      | \$ 5,950,000     | REAL                |
| BIG DIAMOND LLC              | \$ 164,970     | \$ 0              | \$ 115,520       | PERSONAL            |
| BIG DIAMOND LLC              | \$ 152,490     | \$ 0              | \$ 107,870       | PERSONAL            |
| BIG DIAMOND LLC              | \$ 149,150     | \$ 0              | \$ 118,610       | PERSONAL            |
| BRE LAS COLINAS LLC          | \$ 247,160     | \$ 123,580        | \$ 247,160       | REAL                |
| BRE LAS COLINAS LLC          | \$ 83,928,840  | \$ 54,553,746     | \$ 67,410,840    | REAL                |
| BRE LAS COLINAS LLC          | \$ 7,324,000   | \$ 4,760,600      | \$ 7,342,000     | REAL                |
| BROOKWOOD JCF INVESTORS      | \$ 39,000,000  | \$ 0              | \$ 36,653,000    | REAL *              |
| BROWN COLINAS POINTE LLC     | \$ 9,120,000   | \$ 0              | \$ 8,200,000     | REAL                |
| BSREP RIVERSIDE LLC          | \$ 6,086,970   | \$ 3,956,531      | \$ 5,213,640     | REAL *              |
| BSREP RIVERSIDE LLC          | \$ 2,169,290   | \$ 1,410,039      | \$ 2,169,290     | REAL *              |
| BSREP RIVERSIDE LLC          | \$ 21,918,740  | \$ 14,247,181     | \$ 18,664,710    | REAL *              |
| CABOT IV TX1B01 B02          | \$ 190,390     | \$ 0              | \$ 190,390       | REAL                |
| CANAL CENTRE LLC             | \$ 32,785,000  | \$ 10,368,500     | \$ 29,500,000    | REAL *              |
| CARMAX AUTO SUPERSTORE       | \$ 833,110     | \$ 0              | \$ 833,110       | REAL                |
| CARMAX AUTO SUPERSTORE       | \$ 8,600,000   | \$ 0              | \$ 7,266,890     | REAL                |
| CHATHEAU AT WILDBRIAR LP     | \$ 8,778,500   | \$ 3,400,000      | \$ 7,850,000     | REAL                |
| CHEUNG JACKY C K             | \$ 2,000,000   | \$ 499,330        | \$ 1,750,000     | REAL                |
| CHICK FIL A INC              | \$ 780,000     | \$ 390,000        | \$ 765,000       | REAL                |
| CIVF 1-TX1M01 LLC            | \$ 3,875,670   | \$ 0              | \$ 3,639,000     | REAL                |
| CNL RETIREMENT MOP 1110      | \$ 10,215,000  | \$ 6,639,750      | \$ 9,000,000     | REAL                |
| COLUMBIA PROPERTIES          | \$ 33,583,430  | \$ 0              | \$ 30,000,000    | REAL *              |
| COOLEY FAMILY IRREVOCABLE T  | \$ 396,150     | \$ 198,075        | \$ 396,150       | PERSONAL            |
| COOLEY FAMILY IRREVOCABLE T  | \$ 1,563,430   | \$ 1,016,230      | \$ 1,000,000     | PERSONAL            |
| COOLEY FAMILY IRREVOCABLE T  | \$ 2,097,390   | \$ 1,363,304      | \$ 1,301,570     | PERSONAL            |
| CP II CRESTVIEW LP           | \$ 33,400,000  | \$ 10,100,000     | \$ 31,656,000    | REAL                |
| CROSS COURT REALTY LLC       | \$ 931,000     | \$ 0              | \$ 825,000       | REAL                |
| CSC SEVICWORKS INC           | \$ 766,650     | \$ 207,824        | \$ 564,380       | PERSONAL            |
| CSFB 1998 C2 TX FACILITIES   | \$ 500,000     | \$ 250,000        | \$ 500,000       | REAL                |
| CSFB 1998 C2 TX FACILITIES   | \$ 20,900,000  | \$ 13,585,000     | \$ 17,400,000    | REAL                |
| DALLAS NORTHWEST LTD         | \$ 310,140     | \$ 155,070        | \$ 310,140       | REAL                |
| DALLAS NORTHWEST LTD         | \$ 10,605,970  | \$ 6,893,880      | \$ 9,900,000     | REAL                |
| DALLAS NORTHWEST LTD         | \$ 9,033,070   | \$ 5,871,495      | \$ 8,489,860     | REAL                |
| DALLAS SOUTHERN DISTRI       | \$ 5,400,000   | \$ 1,500,000      | \$ 5,400,000     | REAL                |
| DFW AIRPORT HOSPITALITY      | \$ 7,560,000   | \$ 2,598,000      | \$ 6,800,000     | REAL                |

|                               |    |            |    |            |    |            |          |
|-------------------------------|----|------------|----|------------|----|------------|----------|
| DFW JOSEPH INVESTMENT LLC     | \$ | 7,926,640  | \$ | 5,152,316  | \$ | 5,000,000  | REAL     |
| DIAZ EDUARDO E &              | \$ | 1,522,970  | \$ | 500,000    | \$ | 1,432,700  | REAL     |
| DULIEN COMMUNITY TRUST &      | \$ | 2,369,060  | \$ | 0          | \$ | 1,848,650  | REAL     |
| DULIEN COMMUNITY TRUST &      | \$ | 2,244,380  | \$ | 0          | \$ | 1,751,350  | REAL     |
| ESD DFW SOUTH 2011 LP         | \$ | 24,950,000 | \$ | 7,637,930  | \$ | 22,300,000 | REAL     |
| ELMSTONE GROUP TV LLC         | \$ | 4,500,000  | \$ | 0          | \$ | 3,750,000  | REAL     |
| FIELDS WILLIAM S & MARGARET   | \$ | 2,250,000  | \$ | 0          | \$ | 2,137,500  | REAL     |
| FIREBRAND PROPERTIES LP       | \$ | 1,165,000  | \$ | 0          | \$ | 924,000    | REAL     |
| FOREST PARK REALTY PTNR       | \$ | 1,600,000  | \$ | 1,040,000  | \$ | 1,450,000  | REAL     |
| FOUNTAIN VALLEY COMMERCE      | \$ | 7,822,000  | \$ | 0          | \$ | 7,300,000  | REAL     |
| FPG THE POINT LP              | \$ | 48,165,000 | \$ | 0          | \$ | 45,147,000 | REAL     |
| GANGA HOTEL GROUP INC         | \$ | 3,432,600  | \$ | 2,231,190  | \$ | 2,700,000  | REAL     |
| GLEN ARBOR MULTIFAMILY        | \$ | 14,400,000 | \$ | 5,000,000  | \$ | 12,900,000 | REAL     |
| GMRI INC                      | \$ | 356,550    | \$ | 0          | \$ | 292,262    | PERSONAL |
| GMRI INC                      | \$ | 230,270    | \$ | 0          | \$ | 207,240    | PERSONAL |
| GREENWAY RESTAURANT           | \$ | 8,208,320  | \$ | 5,335,408  | \$ | 8,208,320  | REAL     |
| GROUND HERSHAL GENE           | \$ | 220,000    | \$ | 0          | \$ | 220,000    | REAL     |
| GROUP 1 REALITY INC AND FCA F | \$ | 3,715,420  | \$ | 2,415,023  | \$ | 3,000,000  | REAL     |
| GRUSIN MARTIN A TRUSTEE       | \$ | 887,780    | \$ | 443,890    | \$ | 810,000    | REAL     |
| HIGHLAND CREST LTD            | \$ | 11,635,000 | \$ | 4,000,000  | \$ | 10,500,000 | REAL     |
| HKRK MGNT INC                 | \$ | 2,371,840  | \$ | 615,000    | \$ | 2,252,350  | REAL     |
| HMK LTD                       | \$ | 52,000     | \$ | 39,000     | \$ | 52,000     | REAL     |
| HMK LTD                       | \$ | 17,100     | \$ | 12,800     | \$ | 17,100     | REAL     |
| I & J DSI LLC                 | \$ | 1,379,000  | \$ | 500,000    | \$ | 1,080,000  | REAL     |
| IMT CAPITAL III LAKESHORE     | \$ | 55,225,050 | \$ | 12,162,500 | \$ | 47,500,000 | REAL     |
| IRVING PARK SPRINGS PTNRS     | \$ | 2,332,740  | \$ | 1,000,000  | \$ | 2,000,000  | REAL     |
| IRVING SELF STORAGE LLC       | \$ | 2,812,430  | \$ | 810,000    | \$ | 1,800,000  | REAL     |
| ISA HOSPITALITY INC           | \$ | 1,661,120  | \$ | 500,000    | \$ | 1,450,000  | REAL     |
| J&J LOTT IRVING LLC           | \$ | 26,507,260 | \$ | 8,500,000  | \$ | 25,384,990 | REAL     |
| JACK IN THE BOX INC           | \$ | 231,990    | \$ | 165,710    | \$ | 209,900    | REAL     |
| JACKSON SHAW CV PARC GSW      | \$ | 2,723,040  | \$ | 0          | \$ | 2,723,040  | REAL     |
| JOSHI RAKESH & PRANIKA        | \$ | 2,276,610  | \$ | 0          | \$ | 1,950,000  | REAL     |
| KAMEYAMA KEISHI               | \$ | 15,300,000 | \$ | 0          | \$ | 14,128,460 | REAL     |
| KBSIII TOWER AT LAKE CAROLY   | \$ | 57,760,000 | \$ | 15,672,000 | \$ | 52,500,000 | REAL     |
| KECHEJIAN ENTERPRISES LP      | \$ | 681,000    | \$ |            | \$ | 650,000    | REAL     |
| KENSINGTON APARTMENTS         | \$ | 12,288,000 | \$ | 5,600,000  | \$ | 11,700,000 | REAL     |
| KUMAR SUNDIP                  | \$ | 555,190    | \$ | 475,000    | \$ | 480,000    | REAL     |
| LAS COLINAS ASSOCIATION THE   | \$ | 3,216,920  | \$ | 1,000,000  | \$ | 2,500,000  | REAL     |
| LAS COLINAS LAKE POINTE LP    | \$ | 1,195,310  | \$ | 0          | \$ | 1,050,000  | REAL     |
| LMC PROPERTIES                | \$ | 2,500,000  | \$ | 830,000    | \$ | 1,100,000  | REAL     |
| LOWEN RAIFORD LP              | \$ | 12,000,000 | \$ | 0          | \$ | 10,500,000 | REAL     |
| LOWES HOME CENTERS INC        | \$ | 8,014,440  | \$ | 5,209,386  | \$ | 7,500,000  | REAL     |
| LQ TX PPTIES LP               | \$ | 7,355,960  | \$ | 4,781,374  | \$ | 7,228,970  | REAL     |
| LUCKY TEXAN LLC               | \$ | 1,765,970  | \$ | 1,147,881  | \$ | 1,565,970  | REAL     |
| MAAHIYAA HOTEL LLC            | \$ | 6,374,330  | \$ | 4,143,314  | \$ | 4,300,000  | REAL     |
| MAJESTIC CAST INC             | \$ | 885,250    | \$ | 250,000    | \$ | 885,250    | REAL     |
| MCDAVID IRVING HON LLC        | \$ | 3,671,840  | \$ | 0          | \$ | 3,200,000  | REAL     |
| MCDAVID IRVING HON LLC        | \$ | 2,949,000  | \$ | 0          | \$ | 2,500,000  | REAL     |
| MFO PPTIES LTD                | \$ | 1,766,980  | \$ | 588,990    | \$ | 1,650,000  | REAL     |
| MID AMERICA APARTMENTS LP     | \$ | 39,296,000 | \$ | 12,500,000 | \$ | 36,720,000 | REAL     |
| MITCHELL BRIDGEPORT LLC       | \$ | 15,600,000 | \$ | 5,200,000  | \$ | 14,040,000 | REAL     |
| MO DANY REVOCABLE TRUST       | \$ | 1,876,100  | \$ | 900,000    | \$ | 1,699,000  | REAL     |

|                              |    |            |    |            |    |            |          |
|------------------------------|----|------------|----|------------|----|------------|----------|
| MONTERRA APARTMENTS LP       | \$ | 36,000,000 | \$ | 12,000,000 | \$ | 33,000,000 | REAL     |
| MTP PROPERTY CO LTD          | \$ | 4,625,000  | \$ | 0          | \$ | 4,160,000  | REAL     |
| MTP PROPERTY CO LTD          | \$ | 625,490    | \$ | 0          | \$ | 527,490    | REAL     |
| MTP PROPERTY CO LTD          | \$ | 2,349,510  | \$ | 0          | \$ | 2,150,510  | REAL     |
| MTP PROPERTY CO LTD          | \$ | 3,589,850  | \$ | 0          | \$ | 3,050,000  | REAL     |
| MULTIFAMILY VILLAGE OF CROS  | \$ | 8,250,000  | \$ | 2,000,000  | \$ | 7,542,000  | REAL     |
| MUSHIR MOHAMED & SALMA       | \$ | 768,890    | \$ | 256,230    | \$ | 690,000    | REAL     |
| NORTHGATE CONSOLIDATED       | \$ | 1,380,000  | \$ | 85,156     | \$ | 1,290,390  | REAL     |
| NORTHGATE CONSOLIDATED       | \$ | 4,394,990  | \$ | 2,817,500  | \$ | 4,109,610  | REAL     |
| NORTHGATE INVESTORS LLC      | \$ | 12,972,000 | \$ | 0          | \$ | 12,000,000 | REAL     |
| NORTHWESTERN MUTUAL LIFE     | \$ | 15,800,000 | \$ | 0          | \$ | 14,900,000 | REAL     |
| OFFICE DEPOT OF TEXAS LP     | \$ | 622,200    | \$ | 0          | \$ | 539,450    | PERSONAL |
| OMEGA AUTOMOTIVE REAL        | \$ | 6,105,600  | \$ | 0          | \$ | 5,500,000  | REAL     |
| OMINET AVENIDA LLC           | \$ | 7,400,320  | \$ | 0          | \$ | 6,262,010  | REAL     |
| OMINET AVENIDA LLC           | \$ | 13,753,540 | \$ | 0          | \$ | 11,637,990 | REAL     |
| OREILLY AUTOMOTIVE STORES II | \$ | 1,092,190  | \$ | 0          | \$ | 1,092,190  | PERSONAL |
| OREILLY AUTOMOTIVE STORES II | \$ | 420,930    | \$ | 0          | \$ | 420,930    | PERSONAL |
| OREILLY AUTOMOTIVE STORES II | \$ | 361,750    | \$ | 0          | \$ | 361,750    | PERSONAL |
| PARKLANE CORP                | \$ | 1,136,330  | \$ | 0          | \$ | 1,050,000  | REAL     |
| PARMENTER 220 EAST LAS COLI  | \$ | 21,450,000 | \$ | 0          | \$ | 21,450,000 | REAL     |
| PARMENTER LAS COLINAS        | \$ | 4,048,000  | \$ | 0          | \$ | 4,048,000  | REAL     |
| PARMENTER LAS COLINAS        | \$ | 43,272,000 | \$ | 0          | \$ | 41,552,000 | REAL     |
| PARTNERS NORTH STORY LLC     | \$ | 2,070,000  | \$ | 500,000    | \$ | 1,790,000  | REAL     |
| PATEL SUKETU B & MINAL C     | \$ | 131,950    | \$ | 0          | \$ | 120,000    | REAL     |
| POST AVALON LLC              | \$ | 13,800,000 | \$ | 5,775,000  | \$ | 12,700,000 | REAL     |
| POST MONTORO LLC             | \$ | 14,375,000 | \$ | 4,500,000  | \$ | 14,000,000 | REAL     |
| PROG LEASING LLC             | \$ | 824,770    | \$ | 0          | \$ | 596,280    | PERSONAL |
| RANDALLS AS OWNER AND LESS   | \$ | 4,025,000  | \$ | 0          | \$ | 4,008,620  | REAL     |
| REGENCY MEDICAL PLAZA LP     | \$ | 4,500,000  | \$ | 1,500,000  | \$ | 3,400,000  | REAL     |
| ROCHELLE PLAZA ASSOCIATES    | \$ | 4,800,000  | \$ | 1,500,000  | \$ | 4,550,000  | REAL     |
| ROSEBRIAR OCONNOR RIDGE      | \$ | 3,953,960  | \$ | 0          | \$ | 3,600,000  | REAL     |
| ROSEMONT SUMMIT OPEART       | \$ | 53,748,000 | \$ | 34,936,200 | \$ | 49,000,000 | REAL     |
| SANDLIAN COLBY B & GENEVIEV  | \$ | 2,070,000  | \$ | 0          | \$ | 2,070,000  | REAL     |
| SECURITY PORTFOLIO IV LP     | \$ | 2,737,130  | \$ | 1,779,135  | \$ | 2,737,130  | REAL     |
| SKIPPER BEVERAGE CO INC      | \$ | 455,050    | \$ | 227,825    | \$ | 455,050    | REAL     |
| SONIC INDUSTRIES INC         | \$ | 172,770    | \$ | 0          | \$ | 155,490    | PERSONAL |
| STATE BANK OF TEXAS          | \$ | 4,938,550  | \$ | 0          | \$ | 4,626,000  | REAL     |
| STATE BANK OF TEXAS          | \$ | 1,896,750  | \$ | 0          | \$ | 1,637,100  | REAL     |
| STRAUS FRANK ENTERPRISES LI  | \$ | 819,840    | \$ | 0          | \$ | 772,680    | PERSONAL |
| STRAUS FRANK ENTERPRISES LI  | \$ | 2,070,320  | \$ | 0          | \$ | 1,994,730  | PERSONAL |
| STRAUS FRANK ENTERPRISES LI  | \$ | 835,170    | \$ | 0          | \$ | 795,930    | PERSONAL |
| SUN HOLDINGS LLC             | \$ | 186,430    | \$ | 75,000     | \$ | 149,140    | PERSONAL |
| SUN HOLDINGS LLC             | \$ | 106,440    | \$ | 75,000     | \$ | 85,470     | PERSONAL |
| SUN HOLDINGS LLC             | \$ | 153,990    | \$ | 75,000     | \$ | 78,890     | PERSONAL |
| SUN HOLDINGS LLC             | \$ | 174,010    | \$ | 75,000     | \$ | 123,850    | PERSONAL |
| SUN LIFE INSURANCE CO OF CAN | \$ | 30,345,000 | \$ | 10,000,000 | \$ | 28,000,000 | REAL     |
| TCI 600 LAS COLINAS INC      | \$ | 72,800,000 | \$ | 0          | \$ | 61,000,000 | REAL     |
| TCI MERIDIAN ACRES LLC       | \$ | 2,023,990  | \$ | 1,315,594  | \$ | 1,278,312  | REAL     |
| TOWNE NORTH SC PRNR LTD      | \$ | 7,402,760  | \$ | 0          | \$ | 6,575,000  | REAL     |
| TOWNE NORTH SC PRNR LTD      | \$ | 3,179,190  | \$ | 0          | \$ | 3,025,000  | REAL     |
| TR ATRIUM LP                 | \$ | 12,995,000 | \$ | 5,611,500  | \$ | 11,000,000 | REAL     |
| TRANSCONTINENTAL TREEHOUS    | \$ | 6,435,000  | \$ | 2,500,000  | \$ | 6,000,000  | REAL     |

86

|                               |           |                      |           |                    |           |                      |          |
|-------------------------------|-----------|----------------------|-----------|--------------------|-----------|----------------------|----------|
| TRIDEN SAN SIMEON LLC         | \$        | 38,426,420           | \$        | 18,000,000         | \$        | 36,500,000           | REAL     |
| TRINITY POE LLC               | \$        | 33,719,940           | \$        | 6,800,000          | \$        | 26,000,000           | REAL     |
| TRT DEVELOPMENT COMPANY       | \$        | 800,000              | \$        | 400,000            | \$        | 800,000              | REAL     |
| TRT DEVELOPMENT COMPANY       | \$        | 39,000,000           | \$        | 25,350,000         | \$        | 35,700,000           | REAL     |
| TS ASSET KNOLLWOOD LLC        | \$        | 8,858,750            | \$        | 3,000,000          | \$        | 7,500,000            | REAL     |
| URBAN STONEHILL               | \$        | 10,000,000           | \$        | 0                  | \$        | 8,950,000            | REAL     |
| U S XPRESS LEASING COMPANY    | \$        | 11,480,620           | \$        | 3,626,870          | \$        | 100,000              | PERSONAL |
| VILLA FRANCE APARTMENTS       | \$        | 6,200,000            | \$        | 2,000,000          | \$        | 5,595,500            | REAL     |
| WESTDALE BROOKSTONE TERRA     | \$        | 11,800,000           | \$        | 0                  | \$        | 9,900,000            | REAL     |
| WESTDALE ESTELLE CREEK LTD    | \$        | 10,221,100           | \$        | 0                  | \$        | 9,856,000            | REAL     |
| WESTDALE MONTFORT CROSSIN     | \$        | 3,846,390            | \$        | 0                  | \$        | 3,300,000            | REAL     |
| WESTGATE MULTIFAMILY LLC      | \$        | 6,244,500            | \$        | 0                  | \$        | 5,864,410            | REAL     |
| WESTGATE MULTIFAMILY LLC      | \$        | 2,740,000            | \$        | 0                  | \$        | 2,362,380            | REAL     |
| WESTGATE MULTIFAMILY LLC      | \$        | 2,515,500            | \$        | 0                  | \$        | 2,573,210            | REAL     |
| WILDWOOD GROUP INV LTD        | \$        | 1,469,060            | \$        | 954,889            | \$        | 1,150,000            | REAL     |
| WIND TREE INVESTORS LLC       | \$        | 12,350,000           | \$        | 0                  | \$        | 11,900,000           | REAL     |
| WOODLAND RIDGE POE LLC        | \$        | 16,669,000           | \$        | 10,834,850         | \$        | 15,420,600           | REAL     |
| WOODLAND RIDGE POE LLC        | \$        | 8,193,000            | \$        | 5,325,450          | \$        | 7,579,400            | REAL     |
| WTH PROPERTIES LLC            | \$        | 5,585,080            | \$        | 1,500,000          | \$        | 5,228,910            | REAL     |
| 3MIND ESTRADA OAKS LLC        | \$        | 12,000,000           | \$        | 4,524,000          | \$        | 11,306,000           | REAL     |
| 300 NORTH CENTRAL LTD         | \$        | 504,590              | \$        | 252,295            | \$        | 333,270              | REAL     |
| 300 NORTH CENTRAL LTD         | \$        | 8,143,380            | \$        | 5,293,197          | \$        | 7,250,000            | REAL     |
| 300 NORTH CENTRAL LTD         | \$        | 2,550,000            | \$        | 1,657,500          | \$        | 2,300,000            | REAL     |
| 307 ROGERS RD                 | \$        | 1,875,000            | \$        | 800,000            | \$        | 1,700,000            | REAL     |
| 3146 NORTHGATE LLC            | \$        | 8,150,000            | \$        | 0                  | \$        | 7,870,130            | REAL     |
| 3312 FOREST LN LLC            | \$        | 1,203,670            | \$        | 782,386            | \$        | 1,012,900            | REAL     |
| 850 LAKE CAROLYN PKWY APT     | \$        | 43,350,000           | \$        | 14,450,000         | \$        | 41,500,000           | REAL     |
| 1080 STEEPLECHASE LLC &       | \$        | 13,822,500           | \$        | 0                  | \$        | 11,300,000           | REAL     |
| 1927 BELTLINE CP LTD ET AL    | \$        | 3,455,930            | \$        | 0                  | \$        | 2,481,200            | REAL     |
| 1927 BELTLINE CP LTD ET AL    | \$        | 9,475,720            | \$        | 0                  | \$        | 6,914,300            | REAL     |
| 1927 BELTLINE CP LTD ET AL    | \$        | 868,350              | \$        | 0                  | \$        | 604,500              | REAL     |
| 1927 BELTLINE CP LTD ET AL    | \$        | 11,901,260           | \$        | 0                  | \$        | 9,375,000            | REAL     |
| 1927 BELTLINE CP LTD ET AL    | \$        | 2,086,720            | \$        | 0                  | \$        | 1,600,000            | REAL     |
| 2929 PARK GROVE VNTRE LTD     | \$        | 518,000              | \$        | 0                  | \$        | 438,780              | REAL     |
| 2929 PARK GROVE VNTRE LTD     | \$        | 7,982,000            | \$        | 0                  | \$        | 6,761,220            | REAL     |
| 4525 TOWNE LAKE VILLAGE LL LL | \$        | 12,400,000           | \$        | 0                  | \$        | 11,643,000           | REAL     |
| <b>TOTAL</b>                  | <b>\$</b> | <b>2,103,043,200</b> | <b>\$</b> | <b>509,315,469</b> | <b>\$</b> | <b>1,864,815,884</b> |          |

87

**2015 ACTIVE LAWSUITS**

| <b>OWNERS NAME</b>    | <b>DCAD<br/>VALUE</b> | <b>PROPOSED<br/>VALUE</b> | <b>TYPE OF<br/>PROPERTY</b> |
|-----------------------|-----------------------|---------------------------|-----------------------------|
| NATIONAL CARRIERS INC | \$ 9,255,550          | \$                        | PERSONAL                    |
| TOTAL                 | \$ 9,255,550          | \$                        |                             |

2015 SETTLED LAWSUITS

| OWNERS NAME                        | DCAD VALUE     | VALUE PROPOSED | SETTLED VALUE  | TYPE OF PROPERTY |
|------------------------------------|----------------|----------------|----------------|------------------|
| AG PCPI URBAN TOWERS OWNER LP      | \$ 125,000,000 | \$ 36,730,000  | \$ 112,500,000 | REAL *           |
| AIGGRE TX HOTEL LAS COLINAS OWNER  | \$ 9,833,520   | \$ 3,500,000   | \$ 8,900,000   | REAL             |
| ALLIANCE PJWE LTD PS               | \$ 9,300,000   | \$ 2,600,000   | \$ 8,500,000   | REAL             |
| AMAC I IRVING LLC                  | \$ 5,440,000   | \$ 3,536,000   | \$ 4,900,000   | REAL             |
| APAC TEXAS INC                     | \$ 3,784,440   | \$ 1,833,701   | \$ 2,205,460   | PERSONAL         |
| ABRAHAM VICTOR &                   | \$ 1,925,270   | \$ 750,000     | \$ 1,800,000   | REAL             |
| BEL AIR AT LAS COLINAS LLC         | \$ 30,900,000  | \$ 10,730,500  | \$ 29,165,000  | REAL             |
| BELTLINE VILLAGE PARTNERS          | \$ 5,990,930   | \$ 3,575,000   | \$ 5,300,000   | REAL             |
| BROOKWOOD JCF INVESTORS LLC        | \$ 41,500,000  | \$ 18,550,000  | \$ 36,000,000  | REAL *           |
| BSREP RIVERSIDE LLC                | \$ 29,687,900  | \$ 19,297,135  | \$ 24,187,900  | REAL *           |
| BSREP RIVERSIDE LLC                | \$ 1,812,100   | \$ 1,177,865   | \$ 1,812,100   | REAL *           |
| BROWN COLINAS POINTE LLC           | \$ 8,062,000   | \$ 4,875,000   | \$ 7,600,000   | REAL             |
| BRIARWOOD UNIV HILLS LP            | \$ 4,875,000   | \$ 316,875     | \$ 4,560,000   | REAL             |
| CANAL CENTRE LLC                   | \$ 31,329,000  | \$ 20,363,850  | \$ 25,300,000  | REAL *           |
| CAPITAL ONE NATIONAL ASSOCIATION   | \$ 2,025,610   | \$ 1,316,647   | \$ 1,800,000   | REAL             |
| CARUTH H LTD                       | \$ 11,000,000  | \$ 7,150,000   | \$ 8,800,000   | REAL             |
| CARUTH H LTD                       | \$ 3,500,000   | \$ 2,275,000   | \$ 2,718,750   | REAL             |
| CARUTH H LTD                       | \$ 1,987,350   | \$ 1,291,778   | \$ 1,500,000   | REAL             |
| CARUTH H LTD                       | \$ 800,000     | \$ 1,291,778   | \$ 621,430     | REAL             |
| CARUTH H LTD                       | \$ 9,700,000   | \$ 6,305,000   | \$ 7,534,820   | REAL             |
| CENTRALAND GROUP LTD               | \$ 2,977,790   | \$ 1,935,564   | \$ 2,700,000   | REAL             |
| CHEUNG JACKY C K                   | \$ 1,589,000   | \$ 499,330     | \$ 1,375,000   | REAL             |
| CNL RETIREMENT MOP 1110            | \$ 10,215,000  | \$ 7,850,000   | \$ 9,750,000   | REAL             |
| COLUMBIA PROPERTIES                | \$ 31,597,180  | \$ 20,538,167  | \$ 28,000,000  | REAL *           |
| CORSER ROBERT E &                  | \$ 91,970      | \$ 45,000      | \$ 81,000      | REAL             |
| COTTONWOOD CROSSING LP             | \$ 6,500,000   | \$ 2,300,000   | \$ 5,880,000   | REAL             |
| CP II CRESTVIEW LP                 | \$ 32,650,000  | \$ 10,275,000  | \$ 28,818,000  | REAL             |
| CREEK PARK CORP                    | \$ 11,272,800  | \$ 4,000,000   | \$ 10,000,000  | REAL             |
| CROSS COURT REALTY LLC             | \$ 846,000     | \$ 423,000     | \$ 782,000     | REAL             |
| CROWN ENTERPRISES INC              | \$ 2,500,000   | \$ 1,625,000   | \$ 2,050,000   | REAL             |
| CROWN ENTERPRISES INC              | \$ 2,500,000   | \$ 1,625,000   | \$ 2,050,000   | REAL             |
| DALLAS TX ISENIOR PROPERTY LLC     | \$ 92,260      | \$ 46,130      | \$ 92,260      | REAL             |
| DALLAS TX ISENIOR PROPERTY LLC     | \$ 6,914,390   | \$ 4,494,354   | \$ 6,506,080   | REAL             |
| DCT STERLING LLC                   | \$ 3,750,960   | \$ 2,437,539   | \$ 3,509,830   | REAL             |
| DEVA CORPORATION                   | \$ 3,862,580   | \$ 1,500,000   | \$ 3,520,000   | REAL             |
| DFW AIRPORT HOSPITALITY            | \$ 7,451,020   | \$ 3,000,000   | \$ 6,775,000   | REAL             |
| DFW JOSEPH INVESTMENTS LLC         | \$ 7,357,210   | \$ 4,782,186   | \$ 7,357,210   | REAL             |
| EMERALD POINT APARTMENTS LLC       | \$ 2,982,150   | \$ 1,938,398   | \$ 2,700,000   | REAL             |
| ESD DFW SOUTH 201 I LP             | \$ 24,100,000  | \$ 15,665,000  | \$ 20,400,000  | REAL             |
| FIREBRAND PPTIES LP                | \$ 1,165,000   | \$ 757,250     | \$ 940,000     | REAL             |
| FPG THE POINT LP                   | \$ 46,418,000  | \$             | \$ 42,000,000  | REAL             |
| FRBH EAGLECREST LLC                | \$ 10,232,500  | \$ 6,651,250   | \$ 8,812,500   | REAL             |
| FRBH EAGLECREST LLC                | \$ 14,433,240  | \$ 9,381,606   | \$ 12,187,500  | REAL             |
| GANGA HOTEL GROUP INC              | \$ 3,857,060   | \$             | \$ 2,800,000   | REAL             |
| GLEN ARBOR MULTIFAMILY LLC         | \$ 2,440,000   | \$ 1,586,000   | \$ 2,440,000   | REAL             |
| GLEN ARBOR MULTIFAMILY LLC         | \$ 5,560,000   | \$ 3,614,000   | \$ 5,560,000   | REAL             |
| GLEN ARBOR MULTIFAMILY LLC         | \$ 14,656,000  | \$ 9,526,400   | \$ 12,800,000  | REAL             |
| GLEN ARBOR MULTIFAMILY LLC         | \$ 2,240,000   | \$ 1,586,000   | \$ 2,240,000   | REAL             |
| GLEN ARBOR MULTIFAMILY LLC         | \$ 5,199,960   | \$ 3,379,974   | \$ 4,065,180   | REAL             |
| GLEN ARBOR MULTIFAMILY LLC         | \$ 1,835,280   | \$ 1,192,932   | \$ 1,434,820   | REAL             |
| GMRI INC                           | \$ 272,390     | \$ 187,219     | \$ 245,150     | PERSONAL         |
| GREENWAY RESTAURANT                | \$ 7,700,000   | \$ 5,005,000   | \$ 7,195,920   | REAL             |
| GRUSIN MARTIN A TRUSTEE            | \$ 887,780     | \$ 443,890     | \$ 730,000     | REAL             |
| GUILLERMO PERALES AS TRUSTEE       | \$ 1,876,100   | \$             | \$ 1,750,000   | REAL             |
| HKRK MGMT INC                      | \$ 2,006,060   | \$ 615,000     | \$ 1,905,000   | REAL             |
| HMK LTD                            | \$ 17,100      | \$ 8,550       | \$ 17,100      | REAL             |
| HMK LTD                            | \$ 30,820      | \$ 15,410      | \$ 30,820      | REAL             |
| HPTRI CORPORATION                  | \$ 8,979,430   | \$ 5,836,630   | \$ 7,800,000   | REAL *           |
| IMT CAPITAL III LAKESHORE LOFTS LP | \$ 41,772,500  | \$ 12,160,500  | \$ 39,215,000  | REAL             |
| IRVING 390 HOLDING LLC             | \$ 5,720,000   | \$ 3,718,000   | \$ 4,940,000   | REAL             |

|                                   |               |               |               |          |
|-----------------------------------|---------------|---------------|---------------|----------|
| IRVING 390 HOLDING LLC            | \$ 10,920,000 | \$ 7,098,000  | \$ 9,880,000  | REAL     |
| IRVING 5 STAR MANAGMT LLC         | \$ 1,057,250  | \$            | \$ 1,057,250  | REAL     |
| IRVING 5 STAR MANAGMT LLC         | \$ 167,260    | \$            | \$ 167,260    | REAL     |
| IRVING 5 STAR MANAGMT LLC         | \$ 592,800    | \$ 0          | \$ 548,500    | REAL     |
| IRVING 5 STAR MANAGMT LLC         | \$ 82,470     | \$ 0          | \$ 76,310     | REAL     |
| IRVING 5 STAR MANAGMT LLC         | \$ 90,590     | \$ 0          | \$ 72,310     | REAL     |
| IRVING 5 STAR MANAGMT LLC         | \$ 76,400     | \$ 0          | \$ 70,690     | REAL     |
| IRVING 5 STAR MANAGMT LLC         | \$ 60,050     | \$ 0          | \$ 55,560     | REAL     |
| IRVING 5 STAR MANAGMT LLC         | \$ 56,760     | \$ 0          | \$ 52,520     | REAL     |
| IRVING 5 STAR MANAGMT LLC         | \$ 483,430    | \$ 0          | \$ 447,360    | REAL     |
| IRVING 5 STAR MANAGMT LLC         | \$ 152,810    | \$ 0          | \$ 141,390    | REAL     |
| IRVING 5 STAR MANAGMT LLC         | \$ 140,220    | \$ 0          | \$ 129,740    | REAL     |
| IRVING 5 STAR MANAGMT LLC         | \$ 39,960     | \$ 0          | \$ 36,970     | REAL     |
| IRVING LAS COSTA APARTMENTS LP    | \$ 4,500,000  | \$ 2,000,000  | \$ 3,700,000  | REAL     |
| IRVING LODGEING LLC               | \$ 5,257,260  | \$ 1,680,700  | \$ 4,750,000  | REAL     |
| ISA HOSPITALITY INC               | \$ 1,690,580  | \$ 375,000    | \$ 1,395,000  | REAL     |
| J C IRVING LLC                    | \$ 14,500,000 | \$ 9,408,700  | \$ 13,750,000 | REAL     |
| J P MORGAN CHASE BANK             | \$ 1,028,650  | \$ 0          | \$ 920,000    | REAL     |
| J P MORGAN CHASE BANK             | \$ 1,039,420  | \$ 0          | \$ 930,000    | REAL     |
| J P MORGAN CHASE BANK             | \$ 1,267,270  | \$ 0          | \$ 1,150,000  | REAL     |
| J P MORGAN CHASE BANK             | \$ 134,390    | \$ 0          | \$ 134,390    | REAL     |
| J & J LOTT IRVING LLC             | \$ 24,749,110 | \$ 14,971,000 | \$ 23,938,000 | REAL     |
| JAGIR HOSPITALITY LLC             | \$ 919,270    | \$ 890,770    | \$ 850,000    | REAL     |
| JARIWALA ROSHNI                   | \$ 2,024,700  | \$ 1,350,000  | \$ 1,850,000  | REAL     |
| JFP AG IRVING LLC                 | \$ 1,306,030  | \$ 848,920    | \$ 1,200,000  | REAL     |
| KBSIII TOWER AT LAKE CAROLYN LLC  | \$ 50,000,000 | \$ 15,672,000 | \$ 45,000,000 | REAL     |
| LAKE CAROLYN REIT LLC             | \$ 86,260,000 | \$ 27,214,000 | \$ 70,000,000 | REAL     |
| LAKE WORTH HOTEL CORP             | \$ 3,617,950  | \$ 1,179,700  | \$ 3,325,000  | REAL     |
| LAS COLINAS LAKE POINTE LP        | \$ 1,019,530  | \$ 0          | \$ 984,380    | REAL     |
| LAS COLINAS ASSOCIATION THE       | \$ 3,216,920  | \$ 0          | \$ 2,500,000  | REAL     |
| LOWES HOME CENTERS INC            | \$ 9,281,680  | \$ 6,033,092  | \$ 7,500,000  | REAL     |
| LQ TX PPTIES LLC                  | \$ 7,708,200  | \$ 5,010,330  | \$ 7,228,970  | REAL     |
| LUCKY TEXAN LLC                   | \$ 1,765,970  | \$ 550,000    | \$ 1,000,000  | REAL     |
| MAAHYAA HOTEL LLC                 | \$ 4,699,120  | \$ 2,000,000  | \$ 3,700,000  | REAL     |
| MAC ARTHUR CENTER LEVY            | \$ 2,726,660  | \$ 1,772,329  | \$ 2,571,130  | REAL     |
| MAC ARTHUR CENTER LEVY            | \$ 2,745,350  | \$ 1,784,478  | \$ 2,588,760  | REAL     |
| MAC ARTHUR CENTER LEVY            | \$ 6,656,900  | \$ 4,326,985  | \$ 6,277,190  | REAL     |
| MACYS RETAIL HOLDING INC          | \$ 3,076,980  | \$ 2,399,080  | \$ 2,595,130  | PERSONAL |
| MFO PPTIES LTD                    | \$ 1,766,980  | \$ 0          | \$ 1,650,000  | REAL     |
| MONTERRA APARTMENTS LP            | \$ 34,000,000 | \$ 15,500,000 | \$ 32,335,000 | REAL     |
| MORAN FOODS LLC                   | \$ 475,970    | \$ 218,615    | \$ 475,970    | PERSONAL |
| MRG SIERRA POINT APARTMENTS LTD   | \$ 7,632,000  | \$ 2,201,000  | \$ 6,500,000  | REAL     |
| NORTHGATE CONSOLIDATED GROUP LLC  | \$ 1,300,240  | \$ 85,156     | \$ 1,219,430  | REAL     |
| NORTHGATE CONSOLIDATED GROUP LLC  | \$ 4,334,760  | \$ 2,817,594  | \$ 4,065,370  | REAL     |
| NORTH OAK MJM LLC                 | \$ 4,800,000  | \$ 1,446,330  | \$ 4,300,000  | REAL     |
| NORTHGATE INVESTORS LLC           | \$ 13,250,000 | \$ 8,612,500  | \$ 11,500,000 | REAL     |
| OREILLY AUTO ENTERPRISES LLC      | \$ 498,190    | \$ 231,320    | \$ 443,300    | PERSONAL |
| PAC OPERATING LTD                 | \$ 2,500,000  | \$ 1,625,000  | \$ 2,408,000  | REAL     |
| PACCAR FINANCIAL CORP             | \$ 1,574,870  | \$            | \$ 992,690    | PERSONAL |
| PANADE II LTD ET AL               | \$ 11,223,380 | \$ 6,221,000  | \$ 9,708,500  | REAL     |
| PARAGON ENERGY INC                | \$ 981,800    | \$ 0          | \$ 892,550    | REAL     |
| PARMENTER 220 EAST LAS COLINAS    | \$ 18,000,000 | \$ 8,500,000  | \$ 16,000,000 | REAL     |
| PARMENTER LAS COLINAS             | \$ 44,678,000 | \$ 29,040,700 | \$ 41,028,000 | REAL     |
| PARMENTER LAS COLINAS             | \$ 3,322,000  | \$ 2,159,300  | \$ 3,322,000  | REAL     |
| PATEL SUKETU B & MINAL C          | \$ 120,510    | \$ 95,520     | \$ 115,000    | REAL     |
| PERFECT AND MODERN TEAM LLC       | \$ 1,114,750  | \$ 724,588    | \$ 950,000    | REAL     |
| POST AVALON LLC                   | \$ 11,925,000 | \$ 5,775,000  | \$ 11,000,000 | REAL     |
| POST MONTORO LLC                  | \$ 12,960,000 | \$ 4,500,000  | \$ 11,600,000 | REAL     |
| PRESIDIUM VINEYARDS INVESTORS LLC | \$ 12,200,000 | \$ 2,500,000  | \$ 10,675,000 | REAL     |
| PS TEXAS HOLDINGS II LTD          | \$ 2,301,670  | \$ 1,496,086  | \$ 2,000,000  | REAL     |
| PS TEXAS HOLDINGS II LTD          | \$ 2,052,980  | \$ 1,334,437  | \$ 2,000,000  | REAL     |
| RANDALLS                          | \$ 4,190,000  | \$ 2,723,500  | \$ 3,875,000  | REAL     |
| RAYO LLC                          | \$ 2,211,620  | \$ 1,437,553  | \$ 1,841,350  | REAL     |
| RAYO LLC                          | \$ 1,751,970  | \$ 1,138,781  | \$ 1,458,650  | REAL     |
| RED LOBSTER HOSPITALITY LLC       | \$ 381,000    | \$ 253,779    | \$ 342,900    | PERSONAL |
| REGENCY MEDICAL PLAZA LP          | \$ 4,726,320  | \$ 3,072,108  | \$ 3,109,000  | REAL     |

90

|                                   |                         |                       |                         |          |
|-----------------------------------|-------------------------|-----------------------|-------------------------|----------|
| RESERVE I NRP LTD                 | \$ 17,752,750           | \$ 11,539,288         | \$ 16,052,750           | REAL     |
| RESERVE I NRP LTD                 | \$ 247,250              | \$ 123,625            | \$ 247,250              | REAL     |
| ROC II TX SHADOW OF COTTONWOOD LL | \$ 19,475,000           | \$ 12,658,750         | \$ 18,000,000           | REAL     |
| ROC II TX SHADOW OF COTTONWOOD LL | \$ 19,475,000           | \$ 12,658,750         | \$ 18,000,000           | REAL     |
| ROCHELLE PLACE LP                 | \$ 3,766,900            | \$ 1,250,000          | \$ 3,390,000            | REAL     |
| ROGERS ROAD FINANCIAL LLC         | \$ 1,276,570            | \$ 350,000            | \$ 1,082,500            | REAL     |
| ROSEBRIAR JOSEY RANCH LP          | \$ 3,900,000            | \$ 2,535,000          | \$ 3,445,080            | REAL     |
| ROSEMONT SUMMIT OPERATING LLC     | \$ 46,101,000           | \$ 29,965,650         | \$ 46,101,000           | REAL     |
| SADEGHIAN KHOSROW                 | \$ 62,860               | \$ 35,000             | \$ 62,860               | REAL     |
| SADEGHIAN KHOSROW                 | \$ 99,960               | \$ 99,960             | \$ 99,960               | REAL     |
| SAVOY DALLAS HOTELS LLC           | \$ 6,397,430            | \$ 4,121,175          | \$ 5,700,000            | REAL     |
| SCI MANDALAY FUND LLC &           | \$ 40,000,000           | \$ 12,083,000         | \$ 36,000,000           | REAL     |
| SECURITY PORTFOLIO I              | \$ 2,800,000            | \$ 1,820,000          | \$ 2,800,000            | real     |
| SONIC DRIVE IN                    | \$ 186,550              | \$ 111,106            | \$ 167,900              | PERSONAL |
| SPARTRA LLC                       | \$ 3,531,590            | \$ 1,500,000          | \$ 3,200,000            | REAL     |
| SRI REAL ESTATE PPTIES            | \$ 1,211,660            | \$ 787,579            | \$ 1,060,000            | REAL     |
| STATE BANK OF TEXAS               | \$ 4,310,940            | \$ 2,802,111          | \$ 4,050,000            | REAL     |
| STATE BANK OF TEXAS               | \$ 80,400               | \$ 40,200             | \$ 80,400               | PERSONAL |
| STATE BANK OF TEXAS               | \$ 1,896,750            | \$ 1,232,888          | \$ 1,637,100            | REAL     |
| STONEBRIDGE IRVING VENTURE        | \$ 8,998,770            | \$ 5,849,201          | \$ 8,189,860            | REAL     |
| STONEBRIDGE IRVING VENTURE        | \$ 310,140              | \$ 155,070            | \$ 310,140              | REAL     |
| STONEBRIDGE IRVING VENTURE        | \$ 10,196,640           | \$ 6,627,816          | \$ 9,500,000            | REAL     |
| SUMMIT HOSPITALITY 082 LLC        | \$ 6,545,110            | \$ 4,254,322          | \$ 5,632,450            | REAL     |
| SUMMIT HOSPITALITY 082 LLC        | \$ 767,550              | \$ 383,775            | \$ 767,550              | REAL     |
| SUN HOLDINGS INC                  | \$ 1,203,670            | \$ 782,385            | \$ 900,000              | REAL     |
| SUN HOLDINGS INC                  | \$ 1,916,180            | \$ 1,245,517          | \$ 1,500,000            | REAL     |
| SUN HOLDINGS INC                  | \$ 106,440              | \$ 3,226              | \$ 75,290               | PERSONAL |
| SUN HOLDINGS INC                  | \$ 174,520              | \$ 32,260             | \$ 85,330               | PERSONAL |
| SUN HOLDINGS INC                  | \$ 150,270              | \$ 42,420             | \$ 106,800              | PERSONAL |
| SUN HOLDINGS INC                  | \$ 144,100              | \$ 43,550             | \$ 72,480               | PERSONAL |
| TB THRIVE CRP LP                  | \$ 8,240,000            | \$ 3,600,000          | \$ 7,000,000            | REAL     |
| TCI 600 LAS COLINAS INC           | \$ 61,797,000           | \$ 19,398,000         | \$ 55,700,000           | REAL     |
| TR ATRIUM LP                      | \$ 11,710,000           | \$ 7,611,500          | \$ 11,000,000           | REAL     |
| TRANSCONTINENTAL TREEHOUSE CORP   | \$ 4,830,000            | \$ 2,500,000          | \$ 3,900,000            | REAL     |
| TRIDEN SAN SIMEON LLC             | \$ 38,000,000           | \$ 34,700,000         | \$ 34,700,000           | REAL     |
| TRINITY GP LLC                    | \$ 19,840,000           | \$ 6,800,000          | \$ 17,900,000           | REAL     |
| TRT DEVELOPMENT COMPANY           | \$ 800,000              | \$ 400,000            | \$ 800,000              | REAL     |
| TRT DEVELOPMENT COMPANY           | \$ 35,696,000           | \$ 23,202,400         | \$ 33,500,000           | REAL     |
| UNIVERA PARTNERS LP               | \$ 1,181,040            | \$ 767,676            | \$ 825,810              | REAL     |
| UNIVERA PARTNERS LP               | \$ 653,960              | \$ 326,980            | \$ 653,960              | REAL     |
| URBAN STONEHILL                   | \$ 10,000,000           | \$ 6,500,000          | \$ 7,500,000            | REAL     |
| U S XPRESS LEASING COMPANY        | \$ 11,480,620           | \$ 3,626,800          | \$ 100,000              | PERSONAL |
| VILLAS BEL AIR LLC                | \$ 3,039,160            | \$ 930,330            | \$ 2,700,000            | REAL     |
| VR FOXBOROUGH LP                  | \$ 3,952,000            | \$ 2,568,800          | \$ 3,952,000            | REAL     |
| VR FOXBOROUGH LP                  | \$ 9,728,000            | \$ 6,323,200          | \$ 9,728,000            | REAL     |
| WATER RIDGE APTS LLC              | \$ 24,500,000           | \$ 8,000,000          | \$ 19,040,000           | REAL     |
| WESTDALE TWO CITIES PARTNERS LP   | \$ 2,720,090            | \$                    | \$ 2,400,000            | REAL     |
| WILDWOOD GROUP INV LTD            | \$ 1,469,060            | \$ 954,889            | \$ 1,150,000            | REAL     |
| WIND TREE INVESTMENTS LLC         | \$ 11,100,000           | \$ 6,175,000          | \$ 10,300,000           | REAL     |
| WTH PROPERTIES LLC                | \$ 5,757,320            | \$ 3,742,258          | \$ 5,228,910            | REAL     |
| WTH PROPERTIES LLC                | \$ 6,388,550            | \$ 4,152,558          | \$ 5,946,090            | REAL     |
| 307 ROGERS RD                     | \$ 1,919,680            | \$ 950,000            | \$ 1,600,000            | REAL     |
| 3146 NORTHGATE LLC                | \$ 7,700,000            | \$ 4,030,000          | \$ 7,000,000            | REAL     |
| 3466 N BELTLINE LLC               | \$ 12,000,000           | \$ 3,703,200          | \$ 11,500,000           | REAL     |
| 3800 BELTLINE RD LP               | \$ 6,500,000            | \$ 1,952,000          | \$ 6,000,000            | REAL     |
| 4525 TOWNE LAKE LLC               | \$ 11,017,000           | \$ 5,991,000          | \$ 11,017,000           | REAL     |
| <b>TOTAL</b>                      | <b>\$ 1,651,494,080</b> | <b>\$ 782,426,574</b> | <b>\$ 1,465,000,820</b> |          |

**CONSENT AGENDA ITEM**  
06/29/2020

**TOPIC:** Consider Approval of Agreement with Head Start of Greater Dallas

**SUBMITTED BY:** Dr. André Smith, Chief of Schools and Jennifer McKee,  
Director of Early Childhood Programs.

**BACKGROUND:** Since 1998, the Irving Independent School District has collaborated with the agency to provide a full-day program to eligible students at our Early Childhood Schools. Currently, each Early Childhood School has four full-day Head Start classes. This arrangement will continue for 2020-2021 school year.

**ADMINISTRATIVE RECOMMENDATION:** Administration recommends approval of the Agreement with Head Start of Greater Dallas, Inc. authorizing Dr. André Smith, Chief of Schools to sign any or all certifications necessary to effectuate the purpose of the contract.

**RECOMMENDED BOARD MOTION:** I move the Board approve the agreement with Head Start of Greater Dallas along with authorizing Dr. André Smith, Chief of Schools to execute the certifications.

Additional Agenda Sheets Attached:  Yes    No

**Attachment:**

- Head Start Agreement

**AGREEMENT  
BETWEEN  
IRVING INDEPENDENT SCHOOL DISTRICT  
AND  
HEAD START OF GREATER DALLAS, INC.**

THIS AGREEMENT is made and entered into this 1st day of August, 2020 by and between the Irving Independent School District ("IISD") and HEAD START of Greater Dallas, Inc. ("HEAD START").

WHEREAS, HEAD START is a not-for-profit corporation organized and incorporated pursuant to the provisions of the Texas Non-Profit Business Corporation Act; and

WHEREAS, IISD is an independent school district and organized and established pursuant to the Texas Education Code; and

WHEREAS, HEAD START provides services pursuant to 42 U.S.C. 9801 *et. seq.* as amended, entitled the Head Start Act, for eligible clients who reside within the Dallas County; and

WHEREAS, IISD operates and provides a one-half day preschool "public" educational program for eligible students who are age 4 on or before September 1 of the year they are enrolled in the program and are not age 5 at the time of enrollment; and

WHEREAS, IISD desires to make available to its eligible "Pre-K" 4-year-old students a full day educational program and dual enrollment opportunities; and

WHEREAS, the Board of Trustees of the Irving Independent School District finds that it is in the public interest and fosters a legitimate educational purpose, goal or function of the school district that IISD provide facilities and make available certain educational services for eligible 4-year-old children who reside in the IISD and are in need of such services in order to enhance their opportunities for success in the Irving Public Schools; and

WHEREAS, IISD and HEAD START desire to enter into a cooperative agreement for the educational benefit of eligible 4-year-old children who reside in the IISD.

NOW, THEREFORE, for and in consideration of the mutual promises, covenants terms and conditions expressed herein, IISD and HEAD START make and enter into the following agreement:

**I.**  
**DEFINITIONS**

- 1.01 "Students" Means those students enrolled in and admitted to Clifton, Pierce, and Kinkeade Early Childhood Schools who are in attendance on a full or part-time basis in the school's "Pre-K" program who meet the following eligibility criteria.
- (a) all homeless children as that term is defined in the Texas Education Code; or
  - (b) who qualify for benefits under the Federal free or reduced lunch program; or
  - (c) who are eligible limited language proficient students: or

- (d) who are currently or formerly in a foster care system; or
  - (e) who are a child of a member of the United States Armed Forces; or
  - (f) Children of families who fall within the Federal Poverty Guidelines (a 10% above is acceptable).
- 1.02 "Educational Services": Means those services described in the Act (as defined below) applicable to eligible age four (4) students as herein defined or required by the Act to be provided by IISD as collaborator with HEAD START,
  - 1.03 "Facilities": Thirteen (13) classrooms, to be designated, with the right of ingress and egress and appurtenant facilities necessary to the intended use of the thirteen (13) classrooms as they may be approved and scheduled by the School Principal. Additional classrooms may be designated as funding and space become available with mutual approval of both parties. These classrooms shall be under the direction of IISD.
  - 1.04 "The Act": means 42 U.S.C. 9801 et. seq., as amended, (the "Head Start Act") and 45 CFR Part 1301 et seq., where applicable to this Agreement.
  - 1.05 General Definitions: Unless the context otherwise requires, all other terms shall have the meanings prescribed for them in the Texas Education Code or policies adopted by the Board of Trustees of IISD.
  - 1.06 Family Style means that snack and meal times support development and learning. Snack and meals must be structured and used as learning opportunities that support teaching staff-child interactions and foster communication and conversations that contribute to a child's learning, development and socialization. Children must have sufficient time to eat. It is recommended 30 minutes; however, no less than 20 minutes. Food cannot be used as a punishment or reward or force children to finish their food. Adults must be eating with children, sharing the same meal.
  - 1.07 Cafeteria Style means children and adults must eat as a unit and each child and adult must be served at least the minimum of each component.
  - 1.08 Use of Terms: All terms defined in this Article or otherwise in this Agreement may be used in the singular or plural as may appear appropriate.
  - 1.09 "Pre-K classrooms" for the purpose of this agreement refers to IISD classrooms administrated by IISD committed to following the Performance Standards of the Head Start Act and receiving support and assistance from HEAD START in order to be in compliance with the Performance Standards. Students in these classrooms shall be considered "dual-enrolled" in both the TEA sanctioned Pre-K and the federal Head Start program.
  - 1.10 "Teaching Staff" refers to IISD employed certified Teachers and Instructional Aides who staff the dual enrolled classrooms.
  - 1.11 "Instructional Aide" refers to the paraprofessional teaching staff that assists the certified Teachers in the classrooms.

**II.**  
**SPECIFIC OBLIGATIONS AND PROCEDURES**

2.01 Specific Obligations of IISD:

- (a) Provide HEAD START the use of office space, as defined in subsection (o) below, for Support Staff during the term of this Agreement from 7:30 o'clock a.m. to 4 o'clock p.m. on IISD designated school days.
- (b) The facilities provided shall meet the minimum standards for such facilities as required by the Act.
- (c) To maintain the Facilities as required by the Act.
- (d) Provide no more than thirteen (13) classroom teachers with professional certification that meets the qualifications of the IISD pursuant to its Official Board Policies.
- (e) Provide no more than thirteen (13) instructional aides pursuant to IISD Board Policy.
- (f) Serve meals and snack high in nutrients and low in fat, sugar, and salt.
- (g) Submit menus to HSGD Dietitian to ensure Head Start compliance.
- (h) Offer breakfast, lunch and snack daily.
- (i) Provide and serve water to Head Start children as part of snack on a daily basis.
- (j) Make water available throughout the day.
- (k) Ensure that all documented medically recognized allergic or religious based dietary needs are accommodated.
- (l) Ensure doctor statements are maintained and communicated to food service personnel.
- (m) Serve meals and snack family style. Adults will eat meals with the children on a daily basis.
- (n) Post classroom documentation of the children's name, diagnosed allergies, intolerances and special diets with food substitutions on an allergy chart with cover sheet.
- (o) Instruct a nutrition activity, following the Frog Street curriculum, one time per week in the classroom.
- (p) Supervise and evaluate the assigned teachers and instructional aides pursuant to IISD policies and procedures.
- (q) Responsible under the Head Start Act for providing Educational Services to eligible students in accordance with the Head Start Performance Standards with such assistance as necessary from HEAD START.

- (r) To use its best efforts with assistance from HEAD START to provide bus transportation for scheduled field trips in connection with the Pre-K classrooms.
- (s) District will provide 850 square feet of space for each class Pre-K classroom, provide office space for support staff of 120 square feet; 50 square feet of space for each classroom restroom, and 30,000 square feet of space for playground. Such space shall be considered as in-kind and counted towards HEAD START's nonfederal match requirements. The in-kind rate shall be set annually by IISD and reviewed by both parties not less than annually for accuracy and appropriateness or HSGD, at its own expense, may have an independent appraisal of the fair market rental value conducted. If HEAD START chooses to exercise this option, the IISD may conduct their own appraisal (by a certified appraiser), and if values differ, either a party independent appraiser will be hired (agreed upon by both parties), or negotiations between the 2 parties will begin and continue until mutual agreement.
- (t) IISD is acknowledged as a quasi-municipal corporation and a Texas political subdivision subject to the authority and limitations of the Tex. Const. ART. XI, Section 3 and similar restrictions and limitations expressed in Tex. Const. ART, III, Sections 50, 515 and 52. To the extent permitted by law, but without waiving any immunities afford it by applicable law, IISD will indemnify and hold harmless HEAD START for any and all lost, expense, and/or claims associated with or arising out of IISDs activities by persons over whom IISD has the sole right of control during the performance of this contract by IISD when such activities by such persons constitutes the sole proximate cause of injury or damages due to such activities.
- (u) The District shall supply HSGD with invoices and all other required approved documentation necessary for reimbursement of expenses within sixteen days from the last day of the month in which they occurred.
- (v) The District agrees that HEAD START, the grant awarding agency (HHS, Health and Human Services), the Comptroller General of the United States, or any of their duly authorized representatives of the United States government shall have access to any books, documents, papers, and records of the District and/or third party contractor, utilized by the District that are directly pertinent to a specific program (Head Start), for the purpose of making audits, examinations, excerpts and transcripts. Records shall be maintained for at least three years from the termination date of the Agreement.
- (w) Irving ISD agrees to provide HSGD a 30-day written notification prior to proposed changes to center classrooms or locations.

2.02 Specific Obligations of HEAD START

- (a) As Grantee, HEAD START of Greater Dallas, Inc., is responsible to the Department of Health and Human Services to ensure compliance with the Head Start Act's Program Performance Standards.

- (b) Provide one (1) full-time Family Advocate and assistant. Provide one (1) fulltime health service specialist and assistant. Other support staff may be added as enrollment increases as required by the Head Start Act in order to be in compliance with the Act's Program Performance Standards.
- (c) Ensure that Head Start Special Education Coordinator collaborates and monitors enrollment of children for special services/education by:
  - Attending ARD/IEP (Admission, Review, Dismissal /Individualized Education Program) meeting when scheduled for children identified for special education; visit with the teachers once every two weeks upon notification of the Principal.
  - Complete appropriate database documentation on children enrolled for special education/services.
- (d) Ensure that Head Start Mental Health Professional provides required mental health services by:
  - Observing the classrooms and consulting with the teachers once a month as part of on-going classroom observation, in accordance with the Head Start Performance Standards upon notification of the Principal, address individual behavior concerns; and provide counseling services to parents who need it
- (e) Ensure that HEAD START staff members and volunteers working in the Early Childhood Schools comply with all applicable IISD Board Policies.
- (f) Provide all necessary supplies and materials related to complying with the Act's Program Performance Standards.
- (g) Assume responsibility for the costs of three (3) field trips (which includes reasonable related transportation costs) per year per classroom in connection with the Pre-K classrooms.
- (h) Assume the responsibility for the cost of pre-packaged back to school supplies for students in the Pre-K classrooms.
- (i) To cooperate and assist IISD in enforcement of attendance policies, including but not limited to necessary contact with parents.
- (j) Ensure that the students' parents attend the orientation program required by the Act. Included in the orientation program will be the importance of daily attendance, the attendance policies, policy and grades of the Pre-K classrooms, and the expectations of parents.
- (k) Pay IISD the allowable fees and charges hereinafter described and provided for within thirty days of receipt of invoice and required approved documentation by HEAD START for the described services and for use of the Facilities. HEAD START shall be obligated to pay only those costs that are "allowable" under "Uniform Administrative Requirements Title 2, Subpart E 200.403 and HHS regulations 45 CFR Subpart E 75.403.

- (l) HEAD START agrees IISD shall have access to any books, documents, papers, and records of HEAD START and/or any third party contractor utilized by HEAD START that are directly pertinent to a specific program (Irving ISD Head Start) for the purpose of making audits, examination excerpts, and transcripts. Records shall be maintained for at least three years from the termination of the Agreement.
- (m) Hold IISD, its Board of Trustees, officers and employees whole and harmless from any and all liability for compliance with the Act, with the exception of such obligations to maintain compliance as addressed herein, including the costs of defending any legal actions against IISD, including attorney's fees, alleging any act or omission in violation of or non-compliance with the Act.

### **III.**

#### **FEES AND CHARGES**

- 3.01 In consideration for IISD promises and agreements, HEAD START shall in addition to its covenants, promises and agreements made and described herein, timely pay IISD the following fees and charges for use of the described Facilities and for the services to be provided by IISD.
- (a) Fifty percent (50%) of each teacher's salary assigned to the program based on IISD's applicable salary schedule; excluding benefits.
  - (b) One hundred percent (100%) of each instructional aide's salary assigned to the program based on IISD's salary schedule; excluding benefits
  - (c) One hundred fifty dollars (\$150.00) per year per classroom used the Pre-K classrooms for the use of IISD's consumable supplies; and
  - (d) Seventy-five dollars (\$75.00) per year per classroom used by the Pre-K classrooms for the use of student cooking supplies.
  - (e) Eighty dollars (\$80.00) per month per classroom used by the Pre-K classrooms to defray the costs of utilities, maintenance and janitorial services;
  - (f) Assume responsibility for the costs of three (3) field trips (which includes reasonable transportation costs) per year per classroom in connection with the Pre-K classrooms;
  - (g) Assume the responsibility for the cost of pre-packaged back to school supplies for students in the Pre-K classrooms.
  - (h) Eighty-six dollars and ninety-two cents (\$86.92) per month per location for the cost of HEAD START fax lines.
  - (i) All meals provided by IISD to instructional aides; and
  - (j) The costs of snacks provided to the Pre-K Classroom Students by IISD and monitored by Head Start Nutrition Specialist;
  - (k) Will pay for cost of food accommodations that IISD cannot provide under the USDA National Food Lunch program.

- 3.02 IISD shall invoice HEAD START for the applicable fees and charges for the previous month by the 15th day of each month. HEAD START shall pay the invoice(s) in full within 30 days of receipt of invoice and required approved documentation by HEAD START. Approved documentation shall contain such detail required by HEAD START's Chief Financial Officer including, but not limited to monthly non-federal in-kind amounts reported for salaries, benefits, and medical insurance; monthly nonfederal in-kind reported for space, maintenance, operations, and utilities; etc. The invoice format and specific detailed items shall be negotiated between the respective party's financial officers.

#### **IV.**

### **GENERAL AND MUTUAL OBLIGATIONS**

- 4.01 Each party shall designate upon execution of this Agreement a representative responsible for implementing this agreement and maintaining compliance therewith.
- 4.02 Jointly plan and conduct staff development programs for applicable personnel to effectively meet the needs of the Students and their families,
- 4.03. IISD Administrator, School Principal, and Head Start Staff shall visit the designated classroom on a regular basis while classes are in session.
- 4.04 Jointly schedule and conduct periodic meetings of IISD Administrator, school Principal, HEAD START Coordinator, Teachers, aides, and other support staff as dictated by Performance Standards to discuss educational strategies and curriculum concerns about the programs, plan and update the program, individual student plans, and other concerns related to the program.
- 4.05 Each party shall observe and adhere to all federal, state and local laws, rules and regulations related to confidentiality and the right of privacy of students and their parents.
- 4.06 Jointly monitor and follow the progress of the Students to provide for a smooth transition into kindergarten classes or programs.
- 4.07 During the performance of this contract, IISD and HEAD START agree to the following:
- (a) Cost of meals for aides and snacks for children shall not exceed rates for reimbursable costs set by the National School Lunch Program. All meals and snacks must meet or exceed USDA guidelines.
  - (b) Snack menus shall be approved by HEAD START.
  - (c) Breakfast and Lunch menus shall be reviewed by the Food and Nutrition Services Director at HEAD START.
  - (d) Neither party shall discriminate against any employee or applicant for employment because of race, color, age, religion, disability, political belief, sex or national origin. IISD and HEAD START shall take affirmative action to ensure that applicants are employed, and that employees are treated

during employment without regard to their race, color, age, religion, disability, political belief, sex, or national origin. Such action shall include, but not be limited to, the following: employment, upgrading, demotion, or transfer; recruitment or recruitment advertising; layoff or termination; rates of pay or other forms of compensation; and selection for training including apprenticeship. IISD and HEAD START agrees to post in conspicuous places, available to employees and applicants for employment, notices to be prepared by the Responsible Party setting forth the provisions of this Equal Opportunity clause.

- (e) Both parties shall, in all solicitation or advertisements for employees placed by or on behalf of IISD and HEAD START, state that all qualified applicants shall receive consideration for employment without regard to race, color, religion sex, or national origin.
- (f) Both parties shall comply with all provisions of Executive Order No. 11246 of September 24, 1965, as amended by Executive Order No. 11375 of October 13, 1967, and of the rules, regulations, and relevant orders of the Secretary of Labor.
- (g) Both parties shall furnish all information and reports required by Executive Order 11246 of September 24, 1965, as amended by Executive Order 11375 of October 13, 1967, and by the rules, and orders of the Secretary of Labor, or pursuant thereto, and shall permit access to his books, records, and accounts by the contracting agency and the Secretary of Labor for purposes of investigation to ascertain compliance with such rules, regulations, and orders.
- (h) In the event of noncompliance with the Equal Opportunity clause of this contract or with any of the said rules, regulations, or orders, this contract may be canceled, terminated, or suspended, in whole or in part, and the parties may be declared ineligible for further Government contracts in accordance with Procedures authorized in Executive Order 11246 of September 24, 1965, as amended by Executive Order No. 11375 of October 13, 1967, and such other sanctions as may be imposed and remedies invoked as provided in Executive Order No. 11246 of September 24, 1965, as amended by Executive Order 11375 of October 13, 1967, or by rule, regulations, or order of the Secretary of Labor, or as otherwise provided by law.
- (i) Both parties shall be in compliance with the Copeland Act, 18 U.S.C. 874, as supplemented by Department of Labor regulations, 29 CFR part 3, providing that each contractor and sub-recipient shall be prohibited from inducing, by any means, any person employed in the construction, completion, or repair of public work, to give up part of the compensation to which he is otherwise entitled. The recipient shall report all suspected or reported violations to the HEAD START.
- (j) Both parties shall be in compliance with the Clean Air Act (42 U.S.C, 7401 et seq.) and the Federal Water Pollution Control Act as amended (33 USC. 1251 et seq.). Violations shall be reported to the HHS and the appropriate Regional Office of the Environmental Protection Agency.
- (k) The FEDERAL GOVERNMENT and GRANTEE shall have Right of Access three years from the termination date of this agreement.

- (l) The FEDERAL GOVERNMENT and GRANTEE shall have "rights to inventions made under this agreement" in accordance with 37 CFR part 401, "Rights to Inventions Made by Nonprofit Organizations and Small Business Firms Under Government Grants, Contracts, and Cooperative Agreements," and any further implementing regulations issued by HHS.
- (m) In accordance with 31 U.S.C. 1352, this Agreement is subject to IISD's execution of the attached:
  - (i) Certification Regarding Debarment, Suspension, Ineligibility, and Voluntary Exclusion for Covered Contracts and
  - (ii) Certification Regarding Federal Lobbying attached hereto and incorporated by reference.
- (n) Both parties agree to abide by the Procedural Guidelines and Clarifications attached hereto as Attachment A and incorporated by reference for all purposes.

**V.**  
**TERMS**

- 5.01. The term of this Agreement is for one (1) school year. Its effective date shall commence on the first day IISD Teacher's report for duty for the 2020-2021 school year and shall terminate on June 15, 2021. The parties may renew this contract by executing a single page agreement authorizing renewal for an additional school year under the same terms and conditions contained herein including IISD executing the then current certifications described above.
- 5.02 The obligations of IISD to pay for the performance of its herein described obligations and services are subject to current revenues being available to IISD from which to make the described payments.
- 5.03 In the event of or upon loss of federal funding by HEAD START this Agreement shall be terminated with no penalty to either party.

**VI.**  
**MISCELLANEOUS PROVISIONS**

- 6.01 Venue: The obligations of the parties hereto shall be performable in Irving, Texas, and if legal action is necessary to enforce same, exclusive venue shall be in Dallas County, Texas unless superseded by federal jurisdiction.
- 6.02 Applicable Law: The Agreement is made subject to the provisions of enacted written Policies of IISD's Board of Trustees, as amended, and all applicable provisions of the Laws of the State of Texas
- 6.03 Governing Law: This Agreement shall be governed by and construed in accordance with the laws and court decision of the State of Texas unless superseded by federal law.
- 6.04 Legal Construction and Severability: In case any one or more of the provisions contained in this Agreement shall for any reason be held to be invalid, illegal, or unenforceable in any respect, such invalidity, illegality, or unenforceability shall not affect any other

provision thereof and this Agreement shall be considered as if such invalid, illegal, or unenforceable provision had never been contained in this Agreement.

- 6.05 Captions: The captions to the various clauses of this Agreement are for informational purposes only and shall not alter the substance of the terms and conditions of this Agreement.
- 6.06 Counterparts: This Agreement may be executed in any number of counterparts, each of which shall be deemed an original and constitute one and the same instrument.
- 6.07 Entire Agreement: This Agreement embodies the complete agreement of the parties hereto, supersedes all oral or written previous and contemporary agreements between the parties relating to matters in this Agreement, and, except as otherwise provided herein, cannot be modified without written agreement of the parties to be attached to and made a part of this Agreement.
- 6.08 Amendment. This Agreement may be modified or amended if the amendment is made in writing and is signed by both parties.
- 6.09 This Agreement does not establish a legal entity separate and apart from the Parties and is not intended to create any agency relationship between them.
- 6.10 The parties agree that they may not transfer or assign their respective interest in this Agreement without the prior written consent of the other party.
- 6.11 Neither party shall have any liability to the other hereunder by reason of any delay or failure to perform any obligation or covenant if the delay or failure to perform is occasioned by force majeure, meaning any act of God, storm, fire, casualty, unanticipated work stoppage, strike, lockout, labor dispute, civil disturbance, riot, war, national emergency, act of Government, act of public enemy, or other cause of similar or dissimilar nature beyond its control.
- 6.12 The persons signing and executing this Agreement on behalf of HEAD START and IISD, or representing themselves as signing and executing the Agreement on behalf of HEAD START and IISD, do hereby warrant and guarantee that they have been duly authorized by the party on behalf of which they sign to execute the Agreement on behalf of such party and to validly and legally bind such party to all terms, performance, and provisions herein set forth.
- 6.13 IISD may terminate this Agreement without cause and without liability upon 30 days' prior written notice to the other party. Either party may immediately terminate this Agreement for any material breach that is not cured to the non-breaching party's satisfaction within 10 days of breaching party receiving written notice that specifies the breach.

## VII.

### **NOTICES AND DESIGNATED REPRESENTATIVES**

- 7.01 All notices, communications and reports required or permitted under this Agreement shall be personally delivered to the respective parties by depositing same in the United States

mail, postage prepaid, at the address shown below, unless and until either party is subsequently notified otherwise in writing.

If intended for HEAD START OF GREATER DALLAS, INC.  
Kathryn McCartney, Interim Chief Executive Officer  
HEAD START of Greater Dallas, Inc.  
3954 Gannon Lane  
Dallas, Texas 75237-2919

If intended for Irving Independent School District  
Ms. Magda Hernandez  
Superintendent of Schools Irving  
Independent School District  
2621 W. Airport Freeway  
Irving, Texas 75062

EXECUTED as of the \_\_\_ day of \_\_\_\_\_, 2020.

IN WITNESS THEREOF, the parties have duly executed this Agreement as of the date first above written.

HEAD START of Greater Dallas, Inc.

By \_\_\_\_\_  
Kathryn McCartney, Interim, Chief Executive Officer


IRVING INDEPENDENT SCHOOL DISTRICT, an independent school district and a political subdivision of the State of Texas and located in the City of Irving, Texas, County of Dallas.

By \_\_\_\_\_  
A.D. Jenkins, President of the Board

Attest: \_\_\_\_\_  
Randy Randle, Secretary of the Board

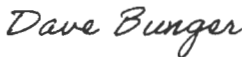
Date \_\_\_\_\_

RECOMMENDED:

By   
Dr. André Smith, Chief of Schools

Date \_\_\_\_\_

APPROVED AS TO FORM:

By   
David Bungler  
General Counsel

## CERTIFICATION

### REGARDING DEBARMENT, SUSPENSION, INELIGIBILITY AND VOLUNTARY EXCLUSION FOR COVERED CONTRACTS

#### DEFINITIONS

##### **Covered Contracts/Subcontract**

(1) Any non-procurement transaction which involves federal funds (regardless of amount), including such arrangements as a sub-grant, for example, between TDA and another entity or the Contracting Entity and another entity.

(2) Any procurement contract for goods or services between a participant and a person, regardless of type, expected to equal or exceed the federal procurement small purchase threshold fixed at 10 U.S.C. 2304(g) and 41 U.S.C. 3305 (currently \$50,000) under a grant or sub-grant.

(3) Any procurement contract for goods or services between a participant and a person under a covered grant, sub-grant, contract or subcontract, regardless of amount, under which that person will have a critical influence on or substantive control over that covered transaction, including

- a. Consultant.
- b. Principal investigators.
- c. Providers of audit services required by the TDA or federal funding source.
- d. Researchers.

**Debarment** - An action taken by a debarring official in accordance with 2 CFR Part 417, 48 CFR Part 1, or equivalent federal regulations, to exclude a person from participating in covered contracts. A person so excluded is "debarred".

**Grant** - An award of financial assistance, including cooperative agreements, or contracts or subcontracts for goods or services entered into to carry out an award of financial assistance. A grant may be in the form of money, or property in lieu of money, to an eligible grantee, sub-grantee or sub-recipient.

**Ineligible** - a person that is prohibited from entering into a covered contract or subcontract because of an exclusion or disqualification.

**Participant** - any person who submits a proposal for or who enters into a covered contract or subcontract, including an agent or representative of a participant.

**Person** - Any individual, corporation, partnership, association, unit of government, or legal entity, however organized.

**Principal** - An officer, director, owner, partner, principal investigator, or other person within a participant with management or supervisory responsibilities related to a covered transaction; or a consultant or other person, whether or not employed by the participant or paid with Federal funds, who— (i) is in a position to handle Federal funds, or (ii) is in a position to influence or control the use of those funds, or (iii) occupies a technical or professional position capable of substantially influencing the development or outcome of an activity required to perform the covered transaction.

**Proposal** - A solicited or unsolicited bid, application, request, invitation to consider or similar communication by or on behalf of a person seeking to receive a covered contract.

**Suspension** - An action taken by a suspending official in accordance with 2 CFR Part 471, 48 CFR Part 1, or equivalent federal regulations that immediately excludes a person from participating in covered contracts for a temporary period, pending completion of an investigation and any judicial or administrative proceedings that may ensue. A person so excluded is "suspended".

**Voluntary exclusion** - A status of nonparticipation or limited participation in a covered contract or subcontract assumed by a person under the terms of a settlement between the person and one or more agencies. Voluntary exclusion must have government wide effect.

**Voluntarily excluded** - The status of a person who has agreed to a voluntary exclusion.

**CERTIFICATION**

**REGARDING DEBARMENT, SUSPENSION, INELIGIBILITY AND VOLUNTARY EXCLUSION FOR COVERED  
CONTRACTS**

|  |   |
|--|---|
| <b>Name of Business (Contractor)</b><br>Irving Independent School District | <b>Vendor ID No. or Social Security No.</b> |
|--|---|

(1) The prospective contractor certifies to the best of its knowledge and belief that it and its principals:

(a) Are not presently debarred, suspended, proposed for disbarment, declared ineligible, or voluntarily excluded from covered transactions by any Federal department or agency;

(b) Have not within a three-year period preceding this application been convicted of or had a civil judgment rendered against them for commission of fraud or a criminal offense in connection with obtaining, attempting to obtain, or performing a public (Federal, State, or local) transaction or contract under a public transaction; violation of Federal or State antitrust statutes or commission of embezzlement, theft, forgery, bribery, falsification or destruction of records, making false statements, or receiving stolen property;

(c) Are not presently indicted for or otherwise criminally or civilly charged by a governmental entity (Federal, State, or local) with commission of any of the offenses enumerated in paragraph (1)(b) of this certification; and

(d) Have not within a three-year period preceding this application had one or more public transactions (Federal, State, or local) terminated for cause or default.

(2) Where the prospective contractor is unable to certify to any of the statements in this certification, such prospective contractor shall attach an explanation to this proposal.

\_\_\_\_\_  
Signature of Contractor Representative

\_\_\_\_\_  
Date

\_\_\_\_\_  
Printed/Typed Name of  
Contractor Representative

\_\_\_\_\_  
Printed/Typed Title of  
Contractor Representative

**CERTIFICATION REGARDING FEDERAL LOBBYING**

(Certification for Contracts, Grants, Loans, and Cooperative Agreements)

Federal legislation generally prohibits entities from using federally appropriated funds to lobby the executive or legislative branches of the Federal government. Lobbying with respect to certain grants, contracts, cooperative agreements, and loans is governed by relevant statutes, including among others, the provisions of 31 U.S.C. 1352, as well as common rule, "New Restrictions on Lobbying" published at 55 Federal Register (FR) 6736 (February 26, 1990), including definitions, and the Office of Management and Budget "Government wide Guidance on New Restrictions on Lobbying" and notices published at 54 FR 52306 (December 20, 1989), 55 FR 24540 (June 15, 1990), 57 FR 1772 (January 15, 1992), and 61 FR 1412 (January 19, 1996).

Contracting entities or sponsored sites that contract for goods or services using Federal funds must obtain this certification for any award exceeding \$100,000 and if necessary must obtain the *Standard Form-LLL, "Disclosure Form to Report Lobbying."*

**CERTIFICATION**

The undersigned certifies, to the best of his or her knowledge and belief, that:

- 1) No Federal appropriated funds have been paid or will be paid, by or on behalf of the undersigned, to any person for influencing or attempting to influence an officer or employee of an agency, a Member of Congress, an officer or employee of Congress, or an employee of a Member of Congress in connection with the awarding of any Federal contract, the making of any Federal grant, the making of any Federal loan, the entering into of any cooperative agreement, and the extension, continuation, renewal, amendment, or modification of any Federal contract, grant, loan, or cooperative agreement.
- 2) If any funds other than Federal appropriated funds have been paid or will be paid to any person for influencing or attempting to influence an officer or employee of an agency, a Member of Congress, an officer or employee of Congress, or an employee of a Member of Congress in connection with this Federal contract, grant, loan, or cooperative agreement, the undersigned shall complete and submit *Standard Form-LLL, "Disclosure Form to Report Lobbying"*, in accordance with its instructions.
- 3) The undersigned shall require that the language of this certification be included in the award documents for all subawards at all tiers (including subcontracts, subgrants, and contracts under grants, loans, and cooperative agreements) and that all subrecipients shall certify and disclose accordingly.

This certification is a material representation of fact upon which reliance was placed when this transaction was made or entered into. Submission of this certification is a prerequisite for making or entering into this transaction imposed by Section 1352, title 31, U.S. Code. Any person who fails to file the required certification shall be subject to a civil penalty of not less than \$10,000 and not more than \$100,000 for each such failure.

Irving Independent School District

\_\_\_\_\_  
Name of Organization submitting certification

\_\_\_\_\_  
Name of Organization Representative

\_\_\_\_\_  
Title

\_\_\_\_\_  
Signature of Organization Representative

\_\_\_\_\_  
Date

## Attachment A

### Procedural Guidelines and Clarifications

WHEREAS, Irving ISD and Head Start of Greater Dallas, Inc. (HSGD) agreed to enter into an agreement to provide Pre-K classrooms in accordance with the Head Start Act each are therefore obligated to abide by the Head Start Program Performance Standards and other Head Start related Federal regulations. The following are guidelines and clarifications which attempt to give each of the parties a better understanding of their role for each Component:

#### Family Services Component

##### Eligibility, Orientation, and Enrollment

- IISD and HSGD agree to base each family's eligibility for Head Start pre-school services on the Head Start Poverty Income Guidelines.
- Families who are within the Head Start Poverty Income Guidelines will be dual-enrolled for Pre-K services defined in this contract to meet IISD requirements and Head Start Act funded enrollment.
- Families who are not within the Head Start Poverty Income guidelines will not be able to enroll their children for Pre-K classroom services, defined in this contract, as the enrollment of children over the Head Start Poverty Income Guidelines adversely affects the reimbursement process from USDA for nutrition services.
- HSGD will provide Orientation within the time frame identified by IISD, but within the guidelines set by the Performance Standards, for IISD families outlining the services the Head Start program provides and the documents parents need to enroll children in the Pre-K classrooms defined in this agreement.
- HSGD will provide the necessary staff and materials to enroll children within the timeframe outlined by IISD as long as full enrollment is met prior to the first day school opens after the summer break.

#### Education Component

- Per the Performance Standards, Home Visits by the teachers shall be made in the parent/child's home; Documentation must be written form and signed by the parent if a parent refuses a visit in the home.
- Per the Performance Standards, implement a research based curriculum in Head Start classroom and conduct a normed researched base assessment (pre, mid and post).
- Substitute teachers are to be used when teachers are on home visits and HSGD will reimburse IISD for the cost of substitutes covering Pre-K classrooms during Home Visits.
- Developmental Screening shall be completed on each child within 45 days of the child entering into the classroom.
- Teacher Assistants must be used in Pre-K classrooms as defined in this contract.
- One full day of Head Start training for the Pre-K classroom teachers shall be scheduled annually in August. In the event the training takes place prior to the IISD Teacher return date and regular in-service training, HSGD will provide a stipend of \$100 per teacher for attendance at this training.

### Health Services Component

The Head Start Performance Standards requires:

- All children are expected to turn in a Physical exam prior to entry into the Head Start program.
- All children are expected to received health screenings prior to entry into the Head Start program which include;
  - a. Anemia testing
  - b. Lead testing (show proof of one test since the age of 12 months)
  - c. TB skin test if questionnaire is positive with a yes answer.
  - d. Hti Wt, BP, hearing, vision, etc.
- If these test are not done by their PCP or if the prior testing is older than 6 months, then the HSGD Health staff will perform these screenings within 45 days after the start of school.
- Each child should have a Dental exam prior to entry and 6 months after the first exam. HSGD will only pay for exams and treatment for those children without health insurance.
- Updates for children's immunizations shall be based on Texas Department of Health ("TDH") requirements.
- Identification of any health concerns will be referred to a health care provider. Parents will be encouraged to get treatment based on the recommendation of the health care provider.
- All other responsibilities/duties will remain under IISD health services requirements (medication, sick child, etc.)
- Health Information will be shared among both IISD/HSGD staff.

### Nutrition Services Component:

The Head Start Performance Standards requires:

- Meals and snack conforms to USDA requirements in 7 CFR parts 210, 220, 226, and are high in nutrients and low in fat, sugar, and salt.
- Each child enrolled in the Head Start program must receive breakfast, lunch, and snack on a daily basis.
- Safe drinking water is made available to Head Start children throughout the day.
- Child allergies are posted so that staff can easily view them.
- Each child must be offered breakfast upon arrival at the center.
- An instructional Nutrition Activity must occur one time per week in the classroom.
- Food safety procedures comply with Federal, State, Tribal, and local food safety and sanitation laws, including those related to the storage, preparation and service of food and the health of food handlers.

### Special Services & Mental Health Component

- (a) The Head Start Performance Standards (45 CFR 1302) requires at least ten-percent (10%) enrollment of Head start children with special needs in the following categories (45-CFR 1308):
- Health Impairment,
  - Emotional/Behavioral Disorders,
  - Speech or Language Disorders,
  - Intellectual Disabilities,
  - Hearing Impairment, Including Deafness,
  - Orthopedic Impairments
  - Visual Impairment, including Blindness,
  - Learning Disabilities,
  - Autism Spectrum Disorders,
  - Traumatic Brain Injury,
  - Other Impairments.

### The Head Start Special Services Coordinator:

- Collaborate and monitor enrollment of children for special services/education with Irving ISD.
  - Attend IEP meeting when scheduled by the Irving ISD.
  - Visit with Teachers to discuss their concerns at least once every two weeks.
  - Complete appropriate database documentation on children enrolled for special services.
  - Communicate with the designee (Asst. Principal) on updates.
  - Attend meetings when scheduled.
  - Updates the Head Start of Greater Dallas Special services/Mental Health Director.
- (b) The Head Start Performance Standards require provision of mental health services (preventative, intervention, and counseling) for children and families by Mental Health Professional (45 CFR 1302).

### The Mental Health Professional

- Observes the classrooms at least once a month as part of on-going classroom observation and consultation for teachers, in accordance with performance standards. (suggestions & professional guidelines)
- The school district does not provide mental health services for parents. In that case, he/she will provide counseling services to parents who need it, or refer to appropriate consultant,
- As a last resort, step in when there are cases warranting and Head Start children to be suspended or dismissed for social/behavioral problems by the school district, to provide mental wellness, since Head Start does not suspend/dismiss children for inappropriate behaviors.
- Update the Special Services/Mental Health Director.

## HEAD START/ISD PROCEDURES FOR ADDRESSING SOCIAL/BEHAVIORAL CHALLENGES

1. When a child is having social/behavior challenges:
  - a. Refer to HS Special Services/Mental Health for observation
  - b. HS Special Education Services Coordinator will give teacher recommendations on effective management strategies for children with emotional/social challenges, based on classroom observations.
  - c. If negative behaviors continue...
2. IISD teacher refers student to SST
  - a. SST can recommend Youth and Family services
  - b. SST chair will invite the HS Special Services/Mental Health representative to the SST meeting to discuss with team and parent the observations made by HS personnel
  - c. If behaviors continue...
3. If parent refuses Youth and Family referral or recommendations — have a parent meeting with principal and/or family advocate to have parent sign a Head Start Refusal of Service form and discuss limited attendance.
4. If parent goes to Youth and Family, but the negative behaviors continue, the principal will have the discretion how to move forward (early pick-up, limited attendance, dismissal).

### Financial Administrative component:

Title 2, CFR 225, Sec. 215.21 "Standards for Financial Management Systems" requires:

Documentation in support of monthly billings must include:

- invoice containing description and amount for each expense item for which reimbursement is requested including amounts specified in the contract for utilities, maintenance & janitorial services and fax lines;
- listing of teachers by name with annual salary and related employee benefits;
- listing of teacher assistants by name with annual salary and related employee benefits;
- copy of invoice for transportation costs related to field trips;
- copy of invoice (or registration/confirmation form) for field trip entrance fees;
- copy of invoice for classroom supplies;
- for nutrition services — a separate invoice with supporting detail of number of meals and snacks served each month by type and by day.

**TOPIC:** Consider Approval of Resolution No. 19-20-09 Authorizing Interlocal Agreement with the City of Irving to Provide Ambulance Services for Varsity Football Games

**SUBMITTED BY:** Dr. Lance Campbell, Assistant Chief High School Leadership and Student Services and Clint Roddy Executive Director of Athletics.

**BACKGROUND:** For the past eight years, the district has contracted with the city to provide ambulance services for the Varsity football games. The administration recommends continuation of this service for the next two years; the 2020 and 2021 football seasons. The interlocal agreement is attached for review. Highlights are as follows:

The city will provide two paramedics at \$65/hour for each paramedic. The city will provide an ambulance at a cost of \$65/game. This will be their mini ambulance, which will be capable of treating a person at the site. However, if a person needs to be transported to a hospital, a secondary ambulance will be dispatched. The fire department has indicated this will be accomplished in a timely manner. Most severe injuries are treated for several minutes on the field (or in the stands) prior to the decision being made to transport. Both rates referenced above reflect a \$5.00 increase from the previous contract.

The attached agreement stipulates the service will be in effect for all varsity games at Joy and Ralph Ellis Stadium. A schedule for the 2020 regular season games is attached as a part of the agreement. The attached agreement has been reviewed by the district's legal services department as well as the city attorney's office. This agreement demonstrates a collaborative effort among both governmental entities to utilize services to our mutual benefit.

Funding for this expense is contained as a part of the athletic department's general operating budget.

**ADMINISTRATIVE RECOMMENDATION:** The administration recommends approval of the Interlocal Agreement with the City of Irving to provide ambulance services for varsity football games.

**RECOMMENDED BOARD MOTION:** The Board Approves the Interlocal Agreement with the City of Irving to provide ambulance services for varsity football games.

Additional Agenda Sheets Attached:  Yes  No

Attachments:

1. Resolution No. 19-20-09
2. 2020 Football Schedule

**Resolution No.: 19-20-09**

**Topic:** Consider Approval of Resolution No. 19-20-09 Authorizing Interlocal Agreement with the City Of Irving to Provide Ambulance Services for Varsity Football Games

**WHEREAS**, the Irving Independent School District (“IISD”) and the City of Irving (“City”) have worked cooperatively together on issues for many years; and

**WHEREAS**, the City has offered to provide ambulance and paramedic services for high school football games; and

**WHEREAS**, all constitutional, statutory and legal prerequisites for the passage of this Resolution have been met, including but not limited to the Open Meetings Act; and

**WHEREAS**, the Deputy Superintendent for Academic Services has recommended the Board of Trustees approve the Interlocal Agreement with the City of Irving to Provide Ambulance Services for Varsity Football Games substantially in the form attached to this Resolution as Exhibit “A”; and

**WHEREAS**, the Board of Trustees has determined that it is in the best interest of the health, safety, and welfare of the students and citizens of the District to adopt this Resolution; and

**WHEREAS**, the Board of Trustees, based on the foregoing recitals and recommendations, desires to approve the Interlocal Agreement with the City of Irving to Provide Ambulance Services for Varsity Football Games and authorize other matters related thereto.

**NOW THEREFORE BE IT RESOLVED** by the Board of Trustees that based on the above and foregoing and the recommendations of the Administration, THAT:

Section 1: All matters stated hereinabove are found to be true and correct and are incorporated herein by reference as if copied in their entirety.

Section 2: The Board hereby approves the attached Interlocal Agreement for Ambulance and Paramedic Services and is hereby approved substantially in the form of Exhibit “A” attached to this Resolution and which is incorporated herein verbatim.

Section 3: It is hereby officially found and determined that the meeting at which this Resolution was considered was open to the public, and public notice of the time, place, and purpose of the meeting was given and posted, all as required by the Open Meetings Act.

Section 4: This Resolution shall govern all other orders, resolutions, and other actions or parts thereof which may be deemed to be contrary to or in conflict with this Resolution, to the extent of such conflict, if any.

Section 5: The importance of this Resolution creates an emergency and an imperative public necessity for the immediate preservation of order, health, safety, and general welfare of the public that requires that any Rule or Policy requiring such actions be read at more than one meeting of the Board of Trustees be suspended, and such rule or Policy is hereby suspended, and this Resolution shall take effect and be in force from and after its passage.

Section 6: If any section, article, paragraph, sentence, clause, phrase or word in this Resolution, or application thereto any person or circumstances is held invalid or unconstitutional by a Court of competent jurisdiction, such holding shall not affect the validity of the remaining portions of this Resolution; and the Board of Trustees hereby declares it would have passed such remaining portions of the Resolution despite such invalidity, which remaining portions shall remain in full force and effect.

**NOW, THEREFORE, BE IT RESOLVED** by the Board of Trustees of the Irving Independent School District, Irving, Texas, on the 31st day of July 2020.

**IT IS SO RESOLVED.**

**PASSED, APPROVED AND ENACTED** by the Board of Trustees of the Irving Independent School District, Irving Texas, on July 31, 2020, at a duly constituted meeting for which notice was timely given.

\_\_\_\_\_  
A.D. Jenkins, President  
Board of Trustees  
Irving Independent School District

ATTEST:

APPROVED AS TO FORM ONLY:

\_\_\_\_\_  
Randy Randel, Secretary  
Board of Trustees  
Irving Independent School District

\_\_\_\_\_  
David Bunger  
Chief Legal Counsel  
Irving Independent School District

**FIRST AMENDMENT TO THE  
INTERLOCAL AGREEMENT FOR  
EMERGENCY MEDICAL  
SERVICES**

THIS FIRST AMENDMENT TO THE INTERLOCAL AGREEMENT FOR EMERGENCY MEDICAL SERVICES (the “First Amendment”) is entered into this \_\_\_\_ day of \_\_\_\_\_, 2020, by and between the Irving Independent School District (“IISD”) and the City of Irving, Texas (“CITY”) (each a “Party” and together the “Parties”).

**RECITALS**

WHEREAS, the Parties entered into an Interlocal Agreement for Emergency Medical Services effective August 1, 2018 (“Agreement”) whereby IISD sought and the CITY agreed to provide (2) full-time paramedics and an ambulance for emergency medical services at IISD football games during the 2018 and 2019 football seasons; and

WHEREAS, the Term of the Agreement expires August 1, 2020; and

WHEREAS, prior to expiration of the Original Agreement, the parties desire to extend the Term of the Agreement so that CITY will continue to provide emergency medical services at IISD football games during the 2020 and 2021 football seasons.

NOW THEREFORE, for good and valuable consideration, the receipt and sufficiency of which are acknowledged, the Parties agree to amend the Agreement as set forth below:

1. The Term of the Agreement is extended until July 31, 2022.
2. For the period of August 1, 2020 through July 31, 2022, the cost of the services for which IISD shall pay CITY are increased to \$65 per game for the use of a CITY ambulance and \$65 per hour per paramedic for emergency medical services for the contracted services of at least two (2) paramedics.
3. That Attachment A, the IISD 2020 football game regular schedule, is amended as set forth herein and incorporated into this Agreement.

4. All other terms and conditions of the Agreement not modified herein shall remain in full force and effect. In the event of a conflict between this First Amendment and the Agreement, this First Amendment shall control.

EXECUTED as of the \_\_\_\_\_ day of July, 2020.

CITY OF IRVING, TEXAS

By: \_\_\_\_\_

Richard H. Stopfer,

Mayor

IRVING INDEPENDENT  
SCHOOL DISTRICT

By: \_\_\_\_\_

A.D. Jenkins, President

Board of Trustees

116

ATTEST:

\_\_\_\_\_  
Shanae Jennings,

City Secretary

ATTEST:

\_\_\_\_\_  
Randy Randle, Secretary

Board of Trustees

APPROVED AS TO FORM:

\_\_\_\_\_  
Kuruvilla Oommen,

City Attorney

APPROVED AS TO FORM:

  
\_\_\_\_\_  
David T. Bungler,

General Counsel

**MAYOR'S ACKNOWLEDGMENT**

**THE STATE OF TEXAS §**

**COUNTY OF DALLAS §**

BEFORE ME, the undersigned authority, a Notary Public in and for said County and State, on this day personally appeared Richard H. Stopfer, Mayor of the City of Irving, Texas, a municipal corporation, known to me to be the person and officer whose name is subscribed to the foregoing instrument and acknowledged to me that the same was the act of the said City of Irving, Texas, a municipal corporation, that he was duly authorized to perform the same by appropriate resolution of the City Council of the City of Irving and that he executed the same as the act of the said City for purpose and consideration therein expressed, and in the capacity therein stated.

GIVEN UNDER MY HAND AND SEAL OF OFFICE this \_\_\_\_\_ day of \_\_\_\_\_ A.D., 2020.

\_\_\_\_\_  
Notary Public in and for the State of Texas

**TRUSTEE'S ACKNOWLEDGMENT**

**THE STATE OF TEXAS §**

**COUNTY OF DALLAS §**

BEFORE ME, the undersigned authority, a Notary Public in and for said County and State, on this day personally appeared A.D. Jenkins, President, Board of Trustees of the Irving Independent School District, Irving, Texas, a political subdivision of the State of Texas, known to me to be the person and officer whose name is subscribed to the foregoing instrument and acknowledged to me that the same was the act of the said Irving Independent School District, that he was duly authorized to perform the same by appropriate resolution of the Board of Trustees of the Irving Independent School District and that he executed the same as the act of the said School District for purpose and consideration therein expressed, and in the capacity therein stated.

GIVEN UNDER MY HAND AND SEAL OF OFFICE this \_\_\_\_\_ day of \_\_\_\_\_ A.D., 2020.

\_\_\_\_\_  
Notary Public in and for the State of Texas

**ATTACHMENT A**  
**[Next page]**

**IRVING INDEPENDENT SCHOOL DISTRICT  
VARSITY FOOTBALL SCHEDULE  
2020**

| DATE                 | IRVING                                     | MACARTHUR                           | NIMITZ                         |
|----------------------|--|-------------------------------------|--------------------------------|
| <b>AUG 27, Thur</b>  | North Garland HS<br>T 7:00                 | Adamson HS<br>JRES 7:00             |                                |
| AUG 28, Fri          |  |                                     | Princeton HS<br>JRES 7:00      |
| SEPT 4, Fri          | Molina HS<br>T 7:00                        | Lakeview<br>Centennial T<br>7:00    | Wylie East HS<br>JRES 7:00     |
| <b>SEPT 10, Thur</b> |  |                                     | Garland HS<br>T 7:00           |
| SEPT 11, Fri.        | FW Paschall HS<br>JRES 7:00                | NW Byron Nelson<br>HS T 7:00        |                                |
|                      |  | <b>DISTRICT<br/>GAMES</b>           |                                |
| <b>SEPT 17, Thur</b> | Berkner HS<br>T 7:00                       |                                     |                                |
| SEPT 18, Fri         |  | Lake Highlands HS<br>JRES 7:00      | Richardson HS<br>T 7:00        |
| <b>SEPT 24, Thur</b> | Richardson HS<br>JRES 7:00<br>(Homecoming) |                                     |                                |
| SEPT 25, Fri         |  | tz HS<br>JRES 7:00                  | MacArthur HS<br>JRES 7:00      |
| <b>OCT 1, Thur</b>   |  | Jesuit<br>JRES 7:00<br>(Homecoming) |                                |
| OCT 2, Fri           | Nimitz HS<br>JRES 7:00                     |                                     | Irving HS<br>JRES 7:00         |
| <b>OCT 8, Thur</b>   | MacArthur HS<br>JRES 7:00                  | Irving HS<br>JRES 7:00              |                                |
| OCT 9, Fri           |  |                                     | Jesuit HS<br>T 7:00            |
|                      | OPEN                                       | OPEN                                | OPEN                           |
| <b>OCT 22, Thur</b>  | J.J. Pearce HS<br>JRES 7:00                |                                     |                                |
| OCT 23, Fri          |  | Richardson HS<br>T 7:00             | Lake Highlands HS<br>JRES 7:00 |

|             |                                |                          |                          |
|-------------|--------------------------------|--------------------------|--------------------------|
|             |                                |                          | (Homecoming)             |
| OCT 30, Fri | Jesuit<br>T 7:00               | Berkner HS<br>JRES 7:00  | J.J. Pearce HS<br>T 7:00 |
| NOV 6, Fri  | Lake Highlands HS<br>JRES 7:00 | J.J. Pearce HS<br>T 7:00 | Berkner HS<br>T 7:00     |

All Irving ISD home games are played at Joy & Ralph Ellis Stadium.  
Richardson ISD home games are played at either Eagle/Mustang or Wildcat/Ram Stadiums.  
All Jesuit home games are played at Jesuit.  
2021 Schedule will be provided by IISD to City by July 1, 2021.



**CONSENT AGENDA ITEM**

06/29/2020

**TOPIC:** Consider Approval of the 2020-2021 Irving ISD Student Code of Conduct

**SUBMITTED BY:** Dr. Lance Campbell, Division Director of Student Services/  
Thomas Cyprian Director of Campus Operations

**BACKGROUND:** The format of the Student Code of Conduct is based on and follows the Texas Association of School Boards (TASB) Model Code of Conduct. The purpose of the Student Code of Conduct is the district's response to the requirements of Chapter 37 of the Texas Education Code. The Code provides methods and options for managing students in the classroom and on school grounds, disciplining students, and preventing student misbehavior.

The highlighted material represents areas of the Student Code of Conduct which have been updated to provide more clarity to the disciplinary management of conduct violations or to address in writing issues of concern not present in the previous version of the document.

**ADMINISTRATIVE RECOMMENDATION:** The Administration recommends the Board approve the 2020-2021 Irving ISD Student Code of Conduct.

**RECOMMENDED BOARD MOTION:** I move the Board to approve the 2020-2019 Irving ISD Student Code of Conduct.

Additional Agenda Sheets Attached:  Yes  No

Attachment:

- 2020-2021 Student Code of Conduct Revisions
- 2020-2021 Irving ISD Student Code of Conduct



# STUDENT CODE OF CONDUCT 2020-2021



# ACKNOWLEDGMENT

Dear Student and Parent:

As required by state law, the board of trustees has officially adopted the Student Code of Conduct (hereinafter referred to as “Code”) in order to promote a safe and orderly learning environment for every student.

We urge you to read this publication thoroughly and to discuss it with your family. If you have any questions about the required conduct and consequences for misconduct, we encourage you to ask for an explanation from the student’s teacher or appropriate campus administrator.

The student and parent should each sign this page in the space provided below, and then return the page to the student’s school.

Thank you.

Dr. Magda Hernandez, Superintendent of Irving Independent School District.

We acknowledge that we have been offered the option to receive a paper copy of the Irving Independent Student Code of Conduct for the 2020–2021 school year or to electronically access it on the district’s website:

<http://irvingisd.net/education/components/docmgr/default.php?sectiondetailid=18113&>.

We understand that students will be held accountable for their behavior and will be subject to the disciplinary consequences outlined in the Code. If I have questions regarding the Code of Conduct, I will direct those questions to the campus principal.

We have chosen to:

- Receive a paper copy of the Student Code of Conduct
- Accept responsibility for accessing the Student Code of Conduct on the district’s website.

Print name of student: \_\_\_\_\_

Signature of student: \_\_\_\_\_

Print name of parent: \_\_\_\_\_

Signature of parent: \_\_\_\_\_

Date: \_\_\_\_\_

School: \_\_\_\_\_

Grade level: \_\_\_\_\_

Please sign this page, remove it, and return it to the student’s school. Thank you.

## PHILOSOPHY OF DISCIPLINE

**It is the expectation of the Irving Independent School District that inappropriate behavior will not be tolerated. Students are expected to follow District and campus rules, respect faculty and staff, and focus on their academic success. Students who choose to not follow these expectations will be disciplined and held accountable.**

The Irving Independent School District is committed to the fair and equitable treatment of all students. No teacher, administrator, nor staff shall discriminate against any student on the basis of sex, race, religion, color, or national origin. The District shall monitor disciplinary placements to ensure removals from the regular classroom setting are based on thorough and careful assessment of the circumstances of each case.

The Irving ISD Student Code of Conduct has been revised to comply with legislation passed by the 85<sup>th</sup> Texas Legislature. Addenda to the Code may be issued as the District receives updates on changes to the laws that govern school discipline or as changes in Board policy are adopted. The Irving ISD will adhere to requirements of all laws as they apply to schools and school districts. The Irving ISD Board of Trustees will be adopting policies addressing all provisions of these laws. A copy of the Board Policies referred to in this document may be obtained from the campus principal's office or the District's website at [www.irvingisd.net](http://www.irvingisd.net).

The Irving ISD Code of Conduct is the District's specific response to requirements in Chapter 37 of the Texas Education Code. The law requires the District to define misconduct that may or must result in a range of specific disciplinary consequences. This Code of Conduct provides information and direction to students and their parents/guardians regarding expected standards of behavior as well as potential consequences for misconduct. The following factors will be considered:

- seriousness of the offense
- student's age
- the frequency of the misconduct
- student's attitude
- potential effect of the misconduct on school environment
- the requirements of Chapter 37 of the Education Code
- the Student Code of Conduct adopted by the Board
- self defense
- intent or lack of intent at the time the student engages in the conduct
- the student's disciplinary history
- a disability that substantially impairs the student's capacity to appreciate the wrongfulness of the student's conduct

No student shall, on the basis of sex, race, religion, color, or national origin, be excluded from participation in, be denied the benefit of, or be subjected to discrimination under any education program or activity sponsored by this school District except as specifically provided in the Title IX implementing regulations.

The District makes the Irving ISD Code of Conduct available online at <https://www.irvingisd.net/Domain/1454> , but printed copies are available by request at all district campuses and the administration building.

## Table of Contents

|   |    |
|---|----|
| Table of Contents.....  | iv |
| <b>Your School's Name</b> Student Code of Conduct .....                             | 1  |
| Accessibility .....   | 1  |
| Purpose .....   | 1  |
| School District Authority and Jurisdiction.....                                     | 1  |
| Campus Behavior Coordinator .....   | 1  |
| Reporting Crimes.....   | 3  |
| School Resource Officer (SRO) Program .....   | 3  |
| “Parent” Defined.....   | 3  |
| Participating in Graduation Activities .....  | 3  |
| Unauthorized Persons .....  | 3  |
| Standards for Student Conduct.....  | 5  |
| General Conduct Violations .....  | 5  |
| Disregard for Authority .....   | 5  |
| Mistreatment of Others.....   | 5  |
| Property Offenses .....   | 6  |
| Possession of Prohibited Items .....  | 6  |
| Possession of Telecommunications or Other Electronic Devices .....                  | 7  |
| Illegal, Prescription, and Over-the-Counter Drugs.....                              | 8  |
| Misuse of Technology Resources and the Internet.....                                | 9  |
| Safety Transgressions .....   | 9  |
| Miscellaneous Offenses .....  | 10 |
| Student Dress.....  | 11 |
| Student Attendance.....   | 14 |
| Discipline Management Techniques .....  | 15 |
| Students with Disabilities .....  | 15 |
| Techniques.....   | 16 |
| Notification.....   | 17 |
| Appeals .....   | 17 |
| Automobile Usage .....  | 17 |
| Bus Conduct .....   | 17 |
| Removal from the School Bus.....  | 19 |
| Extracurricular Standards of Behavior - Board Policy FO(LOCAL).....                 | 19 |
| Interrogations, Searches and Electronic Surveillance – Board Policy FNF(LOCAL)..... | 19 |

Removal from the Regular Educational Setting..... 20

    Routine Referral ..... 20

    Formal Removal ..... 20

    Returning a Student to the Classroom ..... 21

    Revoking of Transfers ..... 21

    Student Publications ..... 21

In-School Suspension..... 22

    Misconduct ..... 22

    Process ..... 22

Out-of-School Suspension..... 22

    Misconduct ..... 22

    Process ..... 23

Disciplinary Alternative Education Program (DAEP) Placement..... 24

    Discretionary Placement: Misconduct That May Result in DAEP Placement..... 24

        Misconduct Identified in State Law..... 24

    Mandatory Placement: Misconduct That Requires DAEP Placement..... 25

    Sexual Assault and Campus Assignments..... 26

    Process ..... 26

        Conference..... 26

        Consideration of Mitigating Factors..... 27

        Placement Order ..... 27

        Coursework Notice..... 27

    Length of Placement..... 27

        Exceeds One Year..... 28

        Exceeds School Year ..... 28

        Exceeds 60 Days..... 28

    Appeals ..... 28

    Restrictions During Placement ..... 29

    Placement Review ..... 29

    Additional Misconduct ..... 29

    Notice of Criminal Proceedings..... 29

    Withdrawal During Process..... 31

    Newly Enrolled Students ..... 31

Placement and/or Expulsion for Certain Offenses ..... 32

    Registered Sex Offenders ..... 32

        Review Committee ..... 32

|  |    |
|--|----|
| Newly Enrolled Student.....  | 32 |
| Appeal.....  | 32 |
| Certain Felonies .....   | 33 |
| Hearing and Required Findings .....                                    | 33 |
| Length of Placement .....  | 34 |
| Newly Enrolled Students .....  | 34 |
| Expulsion.....   | 35 |
| Discretionary Expulsion: Misconduct That May Result in Expulsion ..... | 35 |
| Any Location .....   | 35 |
| At School, Within 300 Feet, or at a School Event.....                  | 36 |
| Within 300 Feet of School.....   | 36 |
| Property of Another District .....                                     | 36 |
| While in DAEP.....   | 37 |
| Mandatory Expulsion: Misconduct That Requires Expulsion.....           | 37 |
| Under Federal Law .....  | 37 |
| Under the Texas Penal Code .....                                       | 37 |
| Under Age Ten .....  | 38 |
| Process.....   | 38 |
| Hearing .....  | 39 |
| Board Review of Expulsion.....   | 39 |
| Expulsion Order.....   | 39 |
| Length of Expulsion .....  | 40 |
| Withdrawal During Process.....   | 40 |
| Additional Misconduct .....  | 40 |
| Restrictions During Expulsion.....                                     | 40 |
| Newly Enrolled Students .....  | 41 |
| DAEP Placement of Expelled Students.....                               | 41 |
| Guidelines for Acceptable Use of Technology Resources .....            | 42 |
| Glossary.....  | 45 |
| Index.....   | 53 |

# Student Code of Conduct

## Accessibility

If you have difficulty accessing the information in this document because of disability, please contact the Director of Campus Operations at 972.600.5023.

## Purpose

The Student Code of Conduct (“Code”) is the district’s response to the requirements of Chapter 37 of the Texas Education Code.

The Code provides methods and options for managing students in the classroom and on school grounds, disciplining students, and preventing and intervening in student discipline problems.

The law requires the district to define misconduct that may—or must—result in a range of specific disciplinary consequences including removal from a regular classroom or campus, out-of-school suspension, placement in a disciplinary alternative education program (DAEP), placement in a juvenile justice alternative education program (JJAEP), or expulsion from school.

This Student Code of Conduct has been adopted by the Irving Independent School District Board of Trustees and developed with the advice of the district-level committee, which includes the Director of Campus Operations and the Division Directors for School Leadership K - 12. This Code provides information to parents and students regarding standards of conduct, consequences of misconduct, and procedures for administering discipline. It remains in effect during summer school and at all school-related events and activities outside the school year until an updated version adopted by the board becomes effective for the next school year.

In accordance with state law, the Code shall be posted at each school campus or shall be available for review at the office of the campus principal. Additionally, the Code shall be available at the office of any campus behavior coordinator and posted on the district’s website. Parents shall be notified of any conduct violation that may result in a student being suspended, placed in a DAEP or JJAEP, expelled, or taken into custody by a law enforcement officer under Chapter 37 of the Education Code.

Because the Student Code of Conduct is adopted by the district’s board of trustees, it has the force of policy; therefore, in case of conflict between the Code and the Student Handbook, the Code shall prevail.

**Please note:** The discipline of students with disabilities who are eligible for services under federal law (Individuals with Disabilities Education Act and Section 504 of the Rehabilitation Act of 1973) is subject to the provisions of those laws.

## School District Authority and Jurisdiction

### Campus Behavior Coordinator

As required by law and modified by the District Innovation Plan adopted May 22, 2018, at least one person at each campus must be designated to serve as the campus behavior coordinator. The designated person(s) may be the principal of the campus or any other campus administrator selected by the principal. A campus behavior coordinator is primarily responsible for

maintaining student discipline. The district maintains a current list of the person (s) serving as campus behavior coordinators in the Student Handbook or on the district's website at <http://irvingisd.net/education/components/docmgr/default.php?sectiondetailid=18113&catfilter=857#showDoc>.

School rules and the authority of the district to administer discipline apply whenever the interest of the district is involved, on or off school grounds, in conjunction with or independent of classes and school-sponsored activities.

The district has disciplinary authority over a student:

1. During the regular school day and while the student is going to and from school or a school-sponsored or school-related activity on district transportation;
2. During lunch periods in which a student is allowed to leave campus;
3. While the student is in attendance at any school-related activity, regardless of time or location;
4. For any school-related misconduct, regardless of time or location;
5. When retaliation against a school employee, board member, or volunteer occurs or is threatened, regardless of time or location;
6. When a student engages in cyberbullying, as provided by Education Code 37.0832.
7. When criminal mischief is committed on or off school property or at a school-related event;
8. For certain offenses committed within 300 feet of school property as measured from any point on the school's real property boundary line;
9. For certain offenses committed while on school property or while attending a school sponsored or school-related activity of another district in Texas;
10. When the student commits a felony, as provided by Education Code 37.006 or 37.0081; and
11. When the student is required to register as a sex offender.

The district has the right to search a vehicle driven to school by a student and parked on school property whenever there is reasonable cause to believe it contains articles or materials prohibited by the district.

The district has the right to search a student's locker or desk when there is reasonable cause to believe it contains articles or materials prohibited by the district.

*School District Authority and Jurisdiction*

## **Reporting Crimes**

The Principal or campus behavior coordinator and other school administrators as appropriate shall report crimes as required by law and shall call local law enforcement when an administrator suspects that a crime has been committed on campus.

## **School Resource Officer (SRO) Program**

To ensure sufficient security and protection of students, staff, and property, the board employs school resource officers (SROs). In accordance with law, the board has coordinated with the campus behavior coordinator and other district employees to ensure appropriate law enforcement duties are assigned to security staff. The law enforcement duties of district peace officers are listed in policy CKE (LOCAL). The law enforcement duties of school resource officers are: (1) To ensure a safe, learning environment is in place and (2) To assist campus administrators with legal matters.

## **“Parent” Defined**

Throughout the Code of Conduct and related discipline policies, the term “parent” includes a parent, legal guardian, or other person having lawful control of the child.

## **Participating in Graduation Activities**

The district has the right to limit a student’s participation in graduation activities for violating the district’s Code.

Participation might include a speaking role, as established by district policy and procedures.

Students eligible to give the opening and closing remarks at graduation shall be notified by the campus principal. Notwithstanding any other eligibility requirements, in order to be considered as an eligible student to give the opening or closing remarks, a student shall not have engaged in any misconduct in violation of the district’s Code resulting in an out-of-school suspension, removal to a DAEP, or expulsion during the semester immediately preceding graduation.

The valedictorian and salutatorian may also have speaking roles at graduation. No student shall be eligible to have such a speaking role if he or she engaged in any misconduct in violation of the district’s Code resulting in an out-of-school suspension, removal to a DAEP, or expulsion during the semester immediately preceding graduation.

## **Unauthorized Persons**

In accordance with Education Code 37.105, a school administrator, school resource officer (SRO), or district police officer shall have the authority to refuse entry or eject a person from district property if the person refuses to leave peaceably on request and;

1. The person poses a substantial risk of harm to any person; or
2. The person behaves in a manner that is inappropriate for a school setting, and the person persists in the behavior after being given a verbal warning that the behavior is inappropriate and may result in refusal of entry or ejection.

Appeals regarding refusal of entry or ejection from a district property may be filed in accordance with FNG (LOCAL) or GF (LOCAL), as appropriate.

*School District Authority and Jurisdiction*

See **DAEP—Restrictions During Placement** on page 23 for information regarding a student assigned to DAEP at the time of graduation.

## **Standards for Student Conduct**

Each student is expected to:

- Demonstrate courtesy, even when others do not.
- Behave in a responsible manner, always exercising self-discipline □ Attend all classes, regularly and on time.
- Prepare for each class; take appropriate materials and assignments to class.
- Meet district and campus standards of grooming and dress.
- Obey all campus and classroom rules
- Respect the rights and privileges of students, teachers and other district staff and volunteers
- Respect the rights and property of others, including district property and facilities □ Cooperate with and assist the school staff in maintaining safety, order and discipline.
- Adhere to the requirements of the Student Code of Conduct (“Code”). Chapter

## **General Conduct Violations**

The categories of conduct below are prohibited at school, in vehicles owned or operated by the district, and at all school-related activities, but the list does not include the most severe offenses. In the subsequent sections on Out-of-School Suspension, DAEP Placement, Placement and/or Expulsion for Certain Offenses, and Expulsion, certain offenses that require or permit specific consequences are listed. Any offense, however, may be severe enough to result in Removal from the Regular Educational Setting as detailed in that section.

### **Disregard for Authority**

Students shall not:

- Fail to comply with directives given by school personnel (insubordination).
- Leave school grounds or school-sponsored events without permission.
- Disobey rules for conduct in district vehicles.
- Refuse to accept discipline management techniques assigned by a teacher or principal.

### **Mistreatment of Others**

Students shall not:

- Use profanity or vulgar language or make obscene gestures.
- Fight or scuffle. (For assault, see DAEP Placement and Expulsion.)
- Threaten a district student, employee, or volunteer, including off school property, if the conduct causes a substantial disruption to the educational environment.
- Engage in bullying, cyberbullying, harassment, or making hit lists. (See glossary for all four terms.)

- A parent, student, teacher or administrator can anonymously report an incident of bullying at the following site: [freedomfrombullying@irvingisd.net](mailto:freedomfrombullying@irvingisd.net).
- Release or threaten to release intimate visual material of a minor or a student who is 18 years of age or older without the student’s consent.
- Engage in conduct that constitutes sexual or gender-based harassment or sexual abuse, whether by word, gesture, or any other conduct, directed toward another person, including a district student, employee, board member, or volunteer.
- Engage in conduct that constitutes dating violence. (See glossary.)
- Engage in inappropriate or indecent exposure of private body parts.
- Participate in hazing. (See glossary.)
- Cause an individual to act through the use of or threat of force (coercion).
- Commit extortion or blackmail (obtaining money or an object of value from an unwilling person).
- Engage in inappropriate verbal, physical, or sexual conduct directed toward another person, including a district student, employee, or volunteer.
- Record the voice or image of another without the prior consent of the individual being recorded or in any way that disrupts the educational environment or invades the privacy of others.

## Property Offenses

Students shall not:

- Damage or vandalize property owned by others. (For felony criminal mischief, see DAEP Placement or Expulsion.)
- Deface or damage school property—including textbooks, technology and electronic resources, lockers, furniture, and other equipment—with graffiti or by other means.
- Steal from students, staff, or the school.
- Commit or assist in a robbery or theft, even if it does not constitute a felony according to the Texas Penal Code. (For felony robbery, aggravated robbery, and theft, see DAEP Placement and Expulsion.)

## Possession of Prohibited Items

Students shall not possess or use:

- Fireworks of any kind, smoke or stink bombs, or any other pyrotechnic device;
- A razor, box cutter, chain, or any other object used in a way that threatens or inflicts bodily injury to another person;

- A “look-alike” weapon that is intended to be used as a weapon or could reasonably be perceived as a weapon;
- \*A location-restricted knife;
- A hand instrument designed to cut or stab by being thrown
- \*A firearm
- An air gun or BB gun;
- Ammunition;
- A stun gun;
- A pocketknife or any other small knife, or any knife not defined as an illegal weapon;
- Mace or pepper spray;
- Pornographic material;
- Tobacco products; cigarettes; e-cigarettes; and any component, part, or accessory for an e-cigarette device;
- Matches or a lighter;
- A laser pointer for other than an approved use; or
- Any articles not generally considered to be weapons, including school supplies, when the principal or designee determines that a danger exists. (For weapons and firearms, see DAEP Placement and Expulsion.)

\*For weapons and firearms, see **DAEP- Placement and Expulsion for Offenses**. In most circumstances, possession of these items is punishable by mandatory expulsion under federal or state law.

## **Possession of Telecommunications or Other Electronic Devices**

- All personal telecommunication devices must be turned off during the school day unless used for instructional purposes. These devices include: cell phones and smart phones.
- School hours are determined to be from bell to bell regardless of senior outs and other activities.
- Students may utilize their devices in the classroom for educational purposes with prior approval from the teacher.
- Usage for instruction is up to the discretion of each individual teacher.
- Personal use of cell phones and smart phones will only be permitted before and after school. This applies to use on school premises during the school day (including after-school programs) or while participating in school-related activities off of school premises. (i.e. field trips)
- Students will sign the Student Handbook and District Acceptable Use Policy to acknowledge understanding of these regulations. (Refer to Board Policy CQ (LOCAL), Exhibit B)

- Any electronic communication device that is activated, used, or displayed in a manner that endangers the physical safety or emotional wellbeing of others will be confiscated and held for disciplinary proceedings or turned over to law enforcement. (Refer to Board Policy FNF, FO)
- Using mobile phones to bully and threaten other students is unacceptable and will not be tolerated. In some cases, the use of devices in this manner can constitute criminal behavior. (Refer to Board Policy FFI)
- While in the classroom, District employees may confiscate any electronic communication device if it is not being used for classroom instructional purposes.
- If an electronic communication device is confiscated, it shall be handed over to the campus administration no later than the end of the teacher's workday. The student or student's parent may retrieve their device at the end of the school day from the campus administration. A fee of \$15 will be charged. (Refer to Board Policy FNCE (LOCAL))
- Students who violate these procedures shall be subject to the disciplinary measures outlined in the Code of Conduct. (Refer to Board Policy FNC, FNCE)
- Repeated infractions of the cell phone or other electronic device guidelines will result in escalated consequences.
- In the event that personal electronic communication devices are brought to school, the school and school district will not be financially responsible for lost or stolen items.
- If devices are not retrieved by the end of the school year, the District has the right to dispose of or recycle the device.

## **Illegal, Prescription, and Over-the-Counter Drugs**

Students shall not:

- Possess, use, give, or sell alcohol or an illegal drug. (Also see DAEP Placement and Expulsion for mandatory and permissive consequences under state law.)
- Possess or sell seeds or pieces of marijuana in less than a usable amount. (For illegal drugs, alcohol, and inhalants, see DAEP Placement and Expulsion.)
- Possess, use, give, or sell paraphernalia related to any prohibited substance. (See glossary for "paraphernalia.")
- Possess, use, abuse, or sell look-alike drugs or attempt to pass items off as drugs or contraband.
- Abuse the student's own prescription drug, give a prescription drug to another student, or possess or be under the influence of another person's prescription drug on school property or at a school-related event. (See glossary for "abuse.")

- Abuse over-the-counter drugs. (See glossary for “abuse.”) Be under the influence of prescription or over-the-counter drugs that cause impairment of the physical or mental faculties. (See glossary for “under the influence.”)
- Have or take prescription drugs or over-the-counter drugs at school other than as provided by district policy.

## **Misuse of Technology Resources and the Internet**

Students shall not:

- Violate policies, rules, or agreements signed by the student or the student’s parent regarding the use of technology resources.
- Attempt to access or circumvent passwords or other security-related information of the district, students, or employees or upload or create computer viruses. This shall include off school property if the conduct causes a substantial disruption to the educational environment.
- Attempt to alter, destroy, or disable district technology resources including, but not limited to, computers and related equipment, district data, the data of others, or other networks connected to the district’s system. This shall include off school property if the conduct causes a substantial disruption to the educational environment.
- Use the Internet or other electronic communications to threaten district students, employees, board members, or volunteers. This shall include off school property if the conduct causes a substantial disruption to the educational environment or infringes on the rights of another student at school.
- Send, post, deliver, or possess electronic messages that are abusive, obscene, sexually oriented, threatening, harassing, damaging to another’s reputation, or illegal. This shall include cyberbullying and “sexting,” either on or off school property, if the conduct causes a substantial disruption to the educational environment or infringes on the rights of another student at school.
- Use the Internet or other electronic communication to engage in or encourage illegal behavior or threaten school safety. This shall include off school property if the conduct causes a substantial disruption to the educational environment or infringes on the rights of another student at school.

## **Safety Transgressions**

Students shall not:

- Possess published or electronic material that is designed to promote or encourage illegal behavior or that could threaten school safety.
- Engage in verbal (oral or written) exchanges that threaten the safety of another student, a school employee, or school property.
- Make false accusations or perpetrate hoaxes regarding school safety.

- Engage in any conduct that school officials might reasonably believe will substantially disrupt the educational environment or incite violence.
- Throw objects that can cause bodily injury or property damage.
- Discharge a fire extinguisher without valid cause.

## Miscellaneous Offenses

Students shall not:

Fail to visibly wear a student ID badge **before**, during **or after** school hours **while on district property** (All students must wear their ID badges).

Fail to complete classroom assignments, homework, projects, and reports as prescribed in the Irving ISD grading policy/procedures as communicated in the Student Handbook. ○ Violate dress and grooming standards as communicated in the Student Handbook. ○ Cheat or copy the work of another. ○ Gamble. ○ Falsify records or other school-related documents.

- Engage in actions or demonstrations that substantially disrupt or materially interfere with school activities.
- Repeatedly violate other communicated campus or classroom standards of conduct. ○ Cause any action that could injure or harm to another.
- Engage in inappropriate public display of affection; and/or inappropriate physical or sexual contact
- Engage in sexting (see glossary for “sexting”) ○ Inappropriate use of school or classroom phone

The district may impose campus or classroom rules in addition to those found in the Code. These rules may be posted in classrooms or given to the student and may or may not constitute violations of the Code.

## Student Dress

Students shall observe modesty, appropriateness, and neatness in clothing and personal appearance. Any clothing, cosmetics, tattoos, jewelry, contact lenses, hair, or style thereof shall not be worn, nor allowed to be worn, at school or at school-sponsored or school-related activities if it is a disturbing influence and/or interferes with the purposes of such classes or activities.

The following regulations concerning dress and grooming are deemed necessary in order to comply with the foregoing requirements for proper personal appearance and to avoid disruption of school-sponsored or school-related activities:

Pre-K, Elementary and Middle school students must follow **the dress code** for **their assigned** campus.

**Students can wear any color polo shirt.**

| Clothing Item          | Permitted Styles  | Special Comments   |
|------------------------|---|--|
| Tops                   | <ul style="list-style-type: none"> <li>Short or long-sleeved shirt</li> <li>Pull over sweater/sweatshirt</li> <li>Turtleneck and mock turtleneck</li> </ul>   | <ul style="list-style-type: none"> <li>No visible cleavage</li> <li>All multi-layers must comply with dress code</li> <li>No spandex or other stretch material</li> <li>No tank tops or spaghetti straps</li> <li>All shirts must extend below the hip line</li> <li>No sheer or see-through</li> </ul>  |
| Bottoms/Shorts /Capris | <ul style="list-style-type: none"> <li>Pleated or non-pleated slacks <input type="checkbox"/> Capris must touch the knee cap or below</li> <li>Shorts permitted no more than 2" above the knee</li> </ul>   | <ul style="list-style-type: none"> <li>All pants must be worn above the hip level (no sagging)</li> <li>No holes and no skin showing above the knee</li> <li>If belts are worn, they must be worn inside belt loops at all times and appropriate size</li> <li>No studs, brads, or other excessive adornment on belts</li> <li>Must be hemmed properly at bottom</li> <li>No pajamas, warm-ups, sweatpants, or wind pants</li> </ul> |
| Skirts/Dresses         | <input type="checkbox"/> Hem of skirt or kick pleat must be no more than 2" above the knee cap <input type="checkbox"/> Dresses must have sleeves   | <ul style="list-style-type: none"> <li>Must be hemmed properly at bottom</li> <li>No low-cut neckline (dresses) <input type="checkbox"/> Leggings and tights may only be worn under skirts as long as guidelines for skirts are met</li> </ul>   |
| Outerwear              | <ul style="list-style-type: none"> <li>Sweatshirt</li> <li>Hooded sweatshirt</li> <li>Jacket, Coat, Windbreaker</li> <li>School-sponsored jacket</li> </ul>   | <ul style="list-style-type: none"> <li>Hoods cannot be worn in the building</li> <li>No trench coats</li> <li>No hats</li> </ul>   |
| Footwear               | <ul style="list-style-type: none"> <li>Must wear shoes</li> <li>High school students can wear athletic sandals with socks</li> </ul>  | <ul style="list-style-type: none"> <li>No house shoes (shoes without soles)</li> <li>No shoes with wheels</li> <li>All students must wear closed toed athletic shoes to PE</li> </ul>  |
| Hair                   | <ul style="list-style-type: none"> <li>Neatly groomed</li> <li>No unnatural hair styles may be displayed, nor symbols or gang-style haircuts if it interferes with the educational environment as determined by the campus administration</li> </ul>  |  |
| Other                  | <ul style="list-style-type: none"> <li>Clothing, jewelry, or tattoos which displays or advertises controlled substances, such as alcohol, tobacco or drugs, or that is lewd and offensive, or obscene is prohibited (weapons, drug or alcohol related)</li> <li>No gang-related clothing or anything that may be allusive to gang-like affiliation, even if it is not on purpose <input type="checkbox"/> No chains or bandanas</li> <li>All clothing must fit appropriately, not excessively tight or large</li> </ul> |  |

Administrators will have complete and final judgment on all matters concerning interpretation of the dress code. Matters concerning the appearance and dress not specifically covered in the dress code that are disruptive to the educational process are not permitted.

\*\*For parents and guardians seeking accommodations for student dress based on their cultural practices or religious beliefs, please see attachment on page 11.

Religious Accommodation Request Form

Student Name: \_\_\_\_\_ ID Number: \_\_\_\_\_

Campus: \_\_\_\_\_

1. What areas are potentially affected by your request? (please mark all that apply)

- checkbox Dress Code checkbox Prayer during school hours checkbox Absence from School checkbox Excused from Assignment checkbox Other

2. With regard to each item checked above, what specific accommodation are you requesting?

3. Please identify your religious affiliation including any specific sub-group or sect.

4. Please provide any additional information you believe is relevant to your request either in writing below or by attaching additional documentation to this form.

Name of Parent/Guardian: \_\_\_\_\_

Telephone number we can reach you at: \_\_\_\_\_

\*\*Please use additional pages attached hereto as necessary but identify which question they correspond to.\*\*

**For Office Use Only:**

Received by (print and sign): \_\_\_\_\_

Date: \_\_\_\_\_

## Religious Accommodation Request Form (Page 2)

### For Office Use Only:

**\*\* Principals**, all requests **shall** be submitted to the Irving ISD Director of Campus Operations and Attendance Initiatives for review and determination. **\*\***

Reviewed by (print and sign): \_\_\_\_\_

Date: \_\_\_\_\_

APPROVED

DENIED

APPROVED IN PART AND DENIED IN PART

If denied in whole or in part, identify the specific requests denied and provide a detailed explanation for denying the request or portion of the request. If no reason is given, the request will be deemed approved.

## Student Attendance

In accordance with state law, Irving ISD is required to monitor attendance for all school age students within the Irving ISD boundaries. If a student is found to be out of compliance with state compulsory attendance laws, parent notification as shown below will be provided. If you are concerned about compulsory attendance or receive a letter regarding your student's attendance, please contact the campus and request to speak with the campus attendance officer immediately to schedule a conference.



### PARENTS COMPULSORY ATTENDANCE WARNING NOTICE

**Parent:**

**Date:**

This letter is to notify you that \_\_\_\_\_ whom you stand in parental/guardian relationship with has been non-compliant with compulsory school attendance as required by State law. The law in the State of Texas requires a child to attend school in accordance to Texas Education Code 25.085 and Texas Family Code 65.002. The Compulsory Attendance law states:

*Unless specifically exempted by Section 25.086, a child who is at least six years of age, or who is younger than six years of age and has previously been enrolled in first grade, and who has not yet reached the child's 19<sup>th</sup> birthday shall attend school.*

As a parent, legal guardian, or person standing in parental/guardian relationship to a student, you are responsible for monitoring the student's school attendance and requiring the student to attend school. You must request a conference immediately with the school administration and the school Attendance Officer to discuss the absences and their consequences. If, after this warning, your student continues to demonstrate truant conduct as defined by the law, the parent/guardian commits the offense of PARENT CONTRIBUTING TO NONATTENDANCE, and may be subject to adjudication by the court. **The Texas Family Code 65.103 & Texas Education Code 25.093, provide that conviction of this offense is a Misdemeanor punishable by fines up to \$100.00 for first time offenders. Each day the student remains out of school after this warning has been given or the student is ordered to attend school by the court, may constitute a separate offense.**

- A maximum of \$100 for a first offense
- A maximum of \$200 for a second offense
- A maximum of \$300 for a third offense
- A maximum of \$400 for a fourth offense
- A maximum of \$500 for a fifth offense

A student's unexcused absence as defined by the law may constitute the offense of TRUANT CONDUCT which is defined by the Texas Education Code 25.094 and/or TRUANCY which is defined in the Texas Family Code 51.03(b)(2). **Truancy is the absence of a child on 10 or more days or parts of days within a six-month period from school.**

If a student is truant, the school Attendance Officer must refer the child to court for appropriate legal action. This may result in the student being filed or adjudicated as a “**Child in need of supervision**” pursuant to the Texas Family Code. Additionally, the child shall be disciplined accordingly with school district’s policy regarding truancy. The charges of PARENT CONTRIBUTING TO NONATTENDANCE and FAILURE TO ATTEND SCHOOL are serious offenses. The conviction and/or adjudication of these offenses may result in monetary fines, court costs and other consequences against you and your child. Please take due notice of this warning and take appropriate measures to ensure that your child immediately attends school regularly.

Please contact the **campus attendance officer** immediately to schedule a conference regarding your child’s attendance.

## **Discipline Management Techniques**

Discipline shall be designed to improve conduct and to encourage students to adhere to their responsibilities as members of the school community. Disciplinary action shall draw on the professional judgment of teachers and administrators and on a range of discipline management techniques. Discipline shall be correlated to the seriousness of the offense, the student’s age and grade level, the frequency of misbehavior, the student’s attitude, the effect of the misconduct on the school environment, and statutory requirements.

Because of these factors, discipline for a particular offense, including misconduct in a district vehicle owned or operated by the district, unless otherwise specified by law, may bring into consideration varying techniques and responses.

## **Students with Disabilities**

The discipline of students with disabilities is subject to applicable state and federal law in addition to the Student Code of Conduct. To the extent any conflict exists, state and/or federal law shall prevail.

In accordance with the Education Code, a student who receives special education services may not be disciplined for conduct meeting the definition of bullying, harassment, or making hit lists (see glossary) until an ARD committee meeting has been held to review the conduct.

In deciding whether to order suspension, DAEP placement, or expulsion, regardless of whether the action is mandatory or discretionary, the district shall take into consideration a disability that substantially impairs the student’s capacity to appreciate the wrongfulness of the student’s conduct.

## Techniques

The following discipline management techniques may be used alone, in combination, or as part of progressive interventions for behavior prohibited by the Student Code of Conduct or by campus or classroom rules: ○ Verbal correction, oral or written. ○ Cooling-off time or “time-out.”

- Seating changes within the classroom or vehicles owned or operated by the district.
- Temporary confiscation of items that disrupt the educational process. ○ Rewards or demerits. ○ Behavioral contracts. ○ Counseling by teachers, school counselors, or administrative personnel. ○ Parent-teacher conferences.
- Behavior Coaching.
- Anger management classes. ○ Detention, including outside regular school hours.
- Mediation (victim-offender). ○ Family group counseling. ○ Grade reductions for cheating, plagiarism, and as otherwise permitted by policy. ○ Sending the student to the office or other assigned area, or to in-school suspension.
- Assignment of school duties, such as cleaning or picking up litter. ○ Withdrawal of privileges, such as participation in extracurricular activities (i.e. field trips, field day, etc.), eligibility for seeking and holding honorary offices, or membership in school-sponsored clubs and organizations.
- Penalties identified in individual student organizations’ extracurricular standards of behavior.
- Restriction or revocation of district transportation privileges. ○ School-assessed and school-administered probation. ○ Out-of-school suspension, as specified in the Out-of-School Suspension section of this Code.
- Placement in a DAEP, as specified in the DAEP section of this Code. ○ Placement and/or expulsion in an alternative educational setting, as specified in the Placement and/or Expulsion for Certain Offenses section of this Code. ○ Expulsion, as specified in the Expulsion section of this Code. ○ Referral to an outside agency or legal authority for criminal prosecution in addition to disciplinary measures imposed by the district.
- Other strategies and consequences as determined by school officials.

## Notification

The campus behavior coordinator shall promptly notify a student's parent by phone or in person of any violation that may result in in-school or out-of-school suspension, placement in a DAEP, placement in a JJAEP, or expulsion. The campus behavior coordinator shall also notify a student's parent if the student is taken into custody by a law enforcement officer under the disciplinary provisions of the Education Code. A good faith effort shall be made on the day the action was taken to provide to the student for delivery to the student's parent written notification of the disciplinary action. If the parent has not been reached by telephone or in person by 5:00 p.m. of the first business day after the day the disciplinary action was taken, the campus behavior coordinator shall send written notification by U.S. Mail. If the campus behavior coordinator is not able to provide notice to the parent, the principal or designee shall provide the notice.

Before the principal or appropriate administrator assigns a student under age 18 to detention outside regular school hours, notice shall be given to the student's parent to inform him or her of the reason for the detention and permit arrangements for necessary transportation.

## Appeals

Questions from parents regarding disciplinary measures should be addressed to the teacher, campus administration, or campus behavior coordinator, as appropriate. Appeals or complaints regarding the use of specific discipline management techniques should be addressed in accordance with policy FNG(LOCAL). A copy of the policy may be obtained from the principal's office, the campus behavior coordinator's office, or the central administration office or through *Policy On Line* at the following address: <http://pol.tasb.org/home/index/367>

Consequences shall not be deferred pending the outcome of a grievance.

## Automobile Usage

Only high school students possessing a valid automobile driver's license and insurance are authorized to drive cars to and from school. **The proof insurance on the vehicle shall include the students name when provided to the campus.** Students are to exercise utmost caution driving on the school parking area and must observe a maximum speed of 10 mph. Students must obtain parking permits and must park in the designated area. Back-in parking is not permitted. Permits may be revoked for abuse of parking rules. Students will not loiter on the parking lot or in cars. Cars may not be removed during school hours without a pass signed by an administrator. No adult or outsider will be permitted to remove a car without a pass signed by the principal or assistant principal. Principals may establish posted tow away zones at various locations at their campus. Violators will be dealt with by the school administration and, in some cases, the cars may be towed away or wheel immobilizer (boots) may be placed on wheels. Owners are responsible for paying towing and storage and/or immobilizer fees and/or costs. A law or ordinance regulating traffic on a public highway or street applies to the operation of a vehicle on school property (TEC 37.102).

## Bus Conduct

The state of Texas, through the Dallas County superintendent's office, provides free transportation for students living more than two miles from the school in their attendance area. All designated bus routes and stops are scheduled through the county superintendent's office. When riding school buses, students are under the direct supervision of school authorities and are

subject to the same regulations governing conduct and behavior as when in the classrooms. Students are expected to show respect for the driver's authority. Principals have the authority to temporarily deprive students of transportation privileges for repeated misconduct on buses. Drivers are expected to confer with principals regarding any infractions of rules and regulations concerning the operation of school buses. Certain responsibilities go with the privilege of bus transportation. Cooperation of every person who rides the school bus is necessary for the safety and comfort of all.

The following regulations are in effect during the operation of the bus:

- The driver is in charge of the bus and students. Students will obey the driver promptly.
- Students must be on time. The bus cannot wait for those who are tardy.
- Students will be seated after entering a bus and remain seated at all times while the bus is in motion.
- Students will not have arms or any other part of their bodies out of the windows while the bus is in motion.
- The use of tobacco, alcohol, or any other prohibited substance is not permitted on the bus or on grounds while waiting for the bus.
- Scuffling, throwing objects, excessively loud talk, or acting in any manner that may cause injury or annoyance to other students is strictly prohibited.
- Students will help maintain the cleanliness of the bus.
- Any willful damage done to the bus must be paid for by the responsible student(s) or parents.
- If it is necessary to cross to the other side of the road or street after exiting the bus, the cross will be made in front of the bus.
- The emergency door will be used for emergencies only. Except in case of emergency, students will get on and off through the front door.
- The bus will travel on passable roads only. If, in the opinion of the bus driver, a road is impassable due to inclement weather, it will be the obligation of the student to meet the bus on the nearest passable road, or it will be the obligation of the parent to get the student to school.
- Only students who live more than 2 miles from their home campus as designated by their verified enrollment address may be eligible for bus transportation to and from school. Transportation is not provided for students on transfer.
- School buses will not be stopped by any person for any reason unless there is an emergency.
- School buses are not to be backed up while in use. If there is not a safe and proper place to turn around, buses will not be required to stop.
- All complaints will be referred to the campus principal.

For violations of any of the above rules, a student will be reported to the school principal having supervisory control over the student.

## **Removal from the School Bus**

A bus driver may refer a student to the principal's office or a campus behavior coordinator's office to maintain effective discipline on the bus. The principal or campus behavior coordinator must employ additional discipline management techniques, as appropriate, which can include restricting or revoking a student's bus riding privileges.

Since the district's primary responsibility in transporting students in district vehicles is to do so as safely as possible, the operator of the vehicle must focus on driving and not have his or her attention distracted by student misbehavior. Therefore, when appropriate disciplinary management techniques fail to improve student behavior or when specific misconduct warrants immediate removal, the principal or campus behavior coordinator may restrict or revoke a student's transportation privileges, in accordance with law.

## **Extracurricular Standards of Behavior - Board Policy FO(LOCAL)**

With the annual review and approval of the principal and Superintendent or designee, sponsors and coaches of extracurricular activities, including interscholastic athletics and marching band, may develop and enforce standards of behavior that are higher than the District-developed Student Code of Conduct and may condition membership or participation in the activity on adherence to those standards. Extracurricular standards of behavior may take into consideration conduct that occurs any time, on or off school property. No provision of an extracurricular behavioral standard shall have the effect of discriminating on the basis of sex, race, disability, religion, or ethnicity. Students shall be informed of any extracurricular behavior standards at the beginning of each school year, or in the case of interscholastic athletics and marching band, at the time the students report for work out or practices that occur prior to the actual beginning of classes. Students and their parents shall sign and return to the sponsor or coach a statement that they have read the extracurricular behavior standards and consent to them as a condition of participation in the activity. Organizational standards of behavior of an extracurricular activity are independent of the Student Code of Conduct. Violations of these extracurricular standards of behavior that are also violations of the Student Code of Conduct may result in independent disciplinary actions.

A student may be removed from participation in extracurricular activities or may be excluded from school honors for violations of organizational standards of behavior of an extracurricular activity or for violation of the Student Code of Conduct.

## **Interrogations, Searches and Electronic Surveillance – Board Policy FNF(LOCAL)**

School authorities may search a student, student lockers, student automobiles or other possessions or property under a student's control and may seize any prohibited, illegal or otherwise unlawful contraband, including weapons, discovered as a result of the search. Such searches may be conducted when there is reasonable belief/cause or upon securing the student's voluntary consent. The administration is authorized to utilize canines whose reliability and accuracy for sniffing out contraband has been established to aid in the search for contraband in school-owned property and automobiles parked on school property. **Metal detectors may be used on a random basis to detect and deter weapons-related infractions.** If any contraband,

including weapons, is found, the student is subject to appropriate disciplinary action, including removal, suspension, or expulsion. Electronic surveillance may be used to monitor student behavior and school owned property. Student behavior recorded on electronic surveillance equipment is subject to all provisions of the Student Code of Conduct.

## Removal from the Regular Educational Setting

In addition to other discipline management techniques, misconduct may result in removal from the regular educational setting in the form of a Routine Referral or a Formal Removal.

### Routine Referral

A routine referral occurs when a teacher sends a student to the campus behavior coordinator's office as a discipline management technique. The campus behavior coordinator shall employ alternative discipline management techniques, including progressive interventions. A teacher or administrator may remove a student from class for a behavior that violates this Code to maintain effective discipline in the classroom.

### Formal Removal

A teacher **may** also initiate a formal removal from class if:

1. The student's behavior has been documented by the teacher as repeatedly interfering with the teacher's ability to teach his or her class or with the student's classmates' ability to learn; or
2. The behavior is so unruly, disruptive, or abusive that the teacher cannot teach, and the students in the classroom cannot learn.

Within three school days of the formal removal, a campus behavior coordinator or appropriate administrator shall schedule a conference with the student's parent; the student; the teacher, in the case of removal by a teacher; and any other administrator.

At the conference, the campus behavior coordinator or appropriate administrator shall inform the student of the misconduct for which he or she is charged and the consequences. The student shall have an opportunity to give his or her version of the incident.

When a student is removed from the regular classroom by a teacher and a conference is pending, the campus behavior coordinator or other administrator may place the student in:

- Another appropriate classroom.
- In-school suspension.
- Out-of-school suspension.
- DAEP.

A teacher or administrator **must** remove a student from class if the student engages in behavior that under the Education Code requires or permits the student to be placed in a DAEP or expelled. When removing for those reasons, the procedures in the subsequent sections on DAEP or expulsion shall be followed.

## **Returning a Student to the Classroom**

When a student has been formally removed from class by a teacher for conduct against the teacher containing the elements of assault, aggravated assault, sexual assault, aggravated sexual assault, murder, capital murder, or criminal attempt to commit murder or capital murder, the student may not be returned to the teacher's class without the teacher's consent.

When a student has been formally removed by a teacher for any other conduct, the student may be returned to the teacher's class without the teacher's consent if the placement review committee, comprised of the principal, assistant principal and Director of Campus Operations, determines that the teacher's class is the best or only alternative available.

## **Revoking of Transfers**

The District has the right to revoke the transfer of a student for violating the District's Code of Conduct and/or District Policy and guidelines pertaining to transfers.

## **Student Publications**

All publications edited, printed, or distributed in the name of or within one of the District's schools shall be under the control of the school administration and the School Board pursuant to Board Policy FMA (LOCAL).

## **In-School Suspension**

### **Misconduct**

Students may be removed from the regular classroom and assigned to In-School-Suspension for any behavior listed in this Code as a General Conduct Violation.

### **Process**

A special area in each school may be designated as the In-School Suspension (ISS) room and supervised by a teacher, administrator, or other designated staff member. In this setting, the student receives, to the extent possible, assignments/instruction in each course with little or no opportunities for social interaction with peers. The intent of this disciplinary action is to deter student misbehavior, and reduce incidences of school disruption, while providing students the best educational opportunities possible. The length of time for this action will be determined by the nature of the discipline problem and the cooperation of the student and his/her parents or guardians.

**Although the length of assignment to In-School-Suspension is unlimited, no student should accumulate more than 30 days of placement in ISS during the school year.**

The appropriate administrator will determine any restrictions on participation in school sponsored or school related extracurricular and co-curricular activities while serving the assignment to In-School-Suspension.

## **Out-of-School Suspension**

### **Misconduct**

Students may be suspended for any behavior listed in the Code as a general conduct violation, DAEP offense, or expellable offense.

The district shall not use out-of-school suspension for students in grades 2 or below unless the conduct meets the requirements established by law.

A student in a grade 2 or below shall not be placed in out-of-school suspension unless, while on school property or while attending a school-sponsored or school-related activity on or off school property, the student engages in:

- Conduct that contains the elements of a weapons offense as provided in Penal Code Section 46.02 or 46.05;
- Conduct that contains the elements of assault, sexual assault, aggravated assault, or aggravated sexual assault, as provided by the Penal Code Section 22.01, 22.011, 22.02, or 22.021; or
- Selling, giving, or delivering to another person or possessing, using, or being under the influence of any amount of marihuana, an alcoholic beverage or a controlled substance or dangerous drug as defined by federal or state law. The district shall use a positive behavior program as a disciplinary alternative for students in grade 2 or below who

commit general conduct violations instead of suspension or placement in DAEP. The program shall meet the requirements of law.

## **Process**

State law allows a student to be suspended for no more than three school days per behavior violation, with no limit on the number of times a student may be suspended in a semester or school year.

Before being suspended a student shall have an informal conference with the campus behavior coordinator or appropriate administrator, who shall advise the student of the conduct of which he or she is accused. The student shall be given the opportunity to explain his or her version of the incident before the administrator's decision is made.

The number of days of a student's suspension shall be determined by a campus behavior coordinator but shall not exceed three school days.

In deciding whether to order out-of-school suspension, the campus behavior coordinator shall take into consideration:

1. Self-defense (see glossary),
2. Intent or lack of intent at the time the student engaged in the conduct,
3. The student's disciplinary history, or
4. A disability that substantially impairs the student's capacity to appreciate the wrongfulness of the student's conduct.
5. A student's status in the conservatorship of the Department of Family and Protective Services (foster care), or
6. A student's status as homeless.

The appropriate administrator shall determine any restrictions on participation in school sponsored or school-related extracurricular and co-curricular activities while serving the assignment to Out-of-School Suspension.

## **Disciplinary Alternative Education Program (DAEP) Placement**

The DAEP shall be provided in a setting other than the student's regular classroom. An elementary school student may not be placed in a DAEP with a student who is not an elementary school student.

For purposes of DAEP, elementary classification shall be kindergarten–grade 5 and secondary classification shall be grades 6–12.

Summer programs provided by the district shall serve students assigned to DAEP separately from those students who are not assigned to the program

A student who is expelled for an offense that otherwise would have resulted in a DAEP placement does not have to be placed in a DAEP in addition to the expulsion.

In deciding whether to place a student in a DAEP, regardless of whether the action is mandatory or discretionary, the campus behavior coordinator shall take into consideration:

1. Self-defense (see glossary),
2. Intent or lack of intent at the time the student engaged in the conduct,
3. The student's disciplinary history, or
4. A disability that substantially impairs the student's capacity to appreciate the wrongfulness of the student's conduct.

## **Discretionary Placement: Misconduct That May Result in DAEP Placement**

A student **may** be placed in a DAEP for behaviors prohibited in the General Conduct Violations section of this Code

### **Misconduct Identified in State Law**

In accordance with state law, a student **may** be placed in a DAEP for any one of the following offenses:

- Engages in bullying that encourages a student to commit or attempt to commit suicide.
- Inciting violence against a student through group bullying.
- Releasing or threatening to release intimate visual material of a minor or a student who is 18 years of age or older without the student's consent.
- Involvement in a public-school fraternity, sorority, or secret society, including participating as a member or pledge, or soliciting another person to become a pledge or member of a public-school fraternity, sorority, secret society, or gang. (See glossary.) □  
Involvement in criminal street gang activity. (See glossary.) □ Any criminal mischief, including a felony.

- Assault (no bodily injury) with threat of imminent bodily injury.
- Assault by offensive or provocative physical contact.
- Engages in bullying that encourages a student to commit or attempt to commit suicide.
- Incites violence against a student through group bullying

Releases or threatens to release intimate visual material of a minor or a student who is 18 years of age or older without the student’s consent.

In accordance with state law, a student **may** be placed in a DAEP if the superintendent or the superintendent’s designee has reasonable belief (see glossary) that the student has engaged in conduct punishable as a felony, other than aggravated robbery or those listed as offenses involving Title 5 (see glossary) of the Texas Penal Code that occurs off school property and not at a school or school-sponsored event, if the student’s presence in the regular classroom threatens the safety of other students or teacher or will be detrimental to the educational process.

A campus behavior coordinator **may**, but is not required to, place a student in a DAEP for off campus conduct for which DAEP placement is required by state law if the administrator does not have knowledge of the conduct before the first anniversary of the date the conduct occurred.

## **Mandatory Placement: Misconduct That Requires DAEP Placement**

A student **must** be placed in a DAEP if the student:

- Engages in conduct relating to a false alarm or report (including a bomb threat) or a terroristic threat involving a public school. (See glossary.)
- Commits the following offenses on school property or within 300 feet of school property as measured from any point on the school’s real property boundary line, or while attending a school-sponsored or school-related activity on or off school property:
  - Engages in conduct punishable as a felony.
  - Commits an assault (see glossary) under Texas Penal Code 22.01(a)(1).
    - Sells, gives, or delivers to another person, or possesses, uses, or is under the influence of marijuana, a controlled substance, or a dangerous drug in an amount not constituting a felony offense. A student with a valid prescription for low-THC cannabis as authorized by Chapter 487 of the Health and Safety Code does not violate this provision. (School-related felony drug offenses are addressed in the Expulsion section.) (See glossary for “under the influence.”)
    - Sells, gives, or delivers to another person an alcoholic beverage; commits a serious act or offense while under the influence of alcohol; or possesses, uses, or is under the influence of alcohol, if the conduct is not punishable as a felony offense. (School-related felony alcohol offenses are addressed in the Expulsion section.)
    - Behaves in a manner that contains the elements of an offense relating to abusable volatile chemicals.

- Behaves in a manner that contains the elements of the offense of public lewdness or indecent exposure.
- Engages in conduct that contains the elements of an offense of harassment against an employee under Penal Code 42.07 (a)(1), (2), (3), or (7).
- Engages in expellable conduct and is between six and nine years of age.
- Commits a federal firearms violation and is younger than six years of age.
- Engages in conduct that contains the elements of the offense of retaliation against any school employee or volunteer on or off school property. (Committing retaliation in combination with another expellable offense is addressed in the Expulsion section of this Code.)
- Engages in conduct punishable as aggravated robbery or a felony listed under Title 5 (see glossary) of the Texas Penal Code when the conduct occurs off school property and not at a school-sponsored or school-related event and:
  - The student receives deferred prosecution (see glossary),
  - A court or jury finds that the student has engaged in delinquent conduct (see glossary), or
  - The superintendent or designee has a reasonable belief (see glossary) that the student engaged in the conduct.

## **Sexual Assault and Campus Assignments**

If a student has been convicted of continuous sexual abuse of a young child or children or convicted of or placed on deferred adjudication for sexual assault or aggravated sexual assault against another student on the same campus, and if the victim’s parent or another person with the authority to act on behalf of the victim requests that the board transfer the offending student to another campus, the offending student shall be transferred to another campus in the district. If there is no other campus in the district serving the grade level of the offending student, the offending student shall be transferred to a DAEP.

## **Process**

Removals to a DAEP shall be made by a campus behavior coordinator.

Until a conference can be held, a campus behavior coordinator or other administrator may place the student in:

- Another appropriate classroom.
- In-school suspension.
- Out-of-school suspension.

## **Conference**

When a student is removed from class for a DAEP offense, the campus behavior coordinator or appropriate administrator shall schedule a conference within three school days with the student’s parent, the student, and the teacher, in the case of a teacher removal.

At the conference, the campus behavior coordinator or appropriate administrator shall inform the student, orally or in writing, of the reasons for the removal and shall give the student an explanation of the basis for the removal and an opportunity to respond to the reasons for the removal.

Following valid attempts to require attendance, the district may hold the conference and make a placement decision regardless of whether the student or the student's parents attend the conference.

### **Consideration of Mitigating Factors**

In deciding whether to place a student in a DAEP, regardless of whether the action is mandatory or discretionary, a campus behavior coordinator shall take into consideration:

1. Self-defense (see glossary),
2. Intent or lack of intent at the time the student engaged in the conduct,
3. The student's disciplinary history, or
4. A disability that substantially impairs the student's capacity to appreciate the wrongfulness of the student's conduct.

### **Placement Order**

After the conference, if the student is placed in the DAEP, a campus behavior coordinator shall write a placement order. A copy of the DAEP placement order shall be sent to the student and the student's parent.

Not later than the second business day after the conference, the board's designee shall deliver to the juvenile court a copy of the placement order and all information required by Section 52.04 of the Family Code.

If the student is placed in the DAEP and the length of placement is inconsistent with the guidelines included in this Code, the placement order shall give notice of the inconsistency.

### **Coursework Notice**

The parent or guardian of a student placed in DAEP shall be given written notice of the student's opportunity to complete a foundation curriculum course in which the student was enrolled at the time of removal and which is required for graduation, at no cost to the student. The notice shall include information regarding all methods available for completing the coursework.

### **Length of Placement**

The duration of a student's placement in a DAEP shall be determined by a campus behavior coordinator.

The duration of a student's placement shall be determined on a case-by-case basis. DAEP placement shall be correlated to the seriousness of the offense, the student's age and grade level, the frequency of misconduct, the student's attitude, and statutory requirements.

The maximum period of DAEP placement shall be one calendar year, except as provided below.

Unless otherwise specified in the placement order, days absent from a DAEP shall not count toward fulfilling the total number of days required in a student's DAEP placement order.

The district shall administer the required pre- and post-assessments for students assigned to DAEP for a period of 90 days or longer in accordance with established district administrative procedures for administering other diagnostic or benchmark assessments.

### **Exceeds One Year**

Placement in a DAEP may exceed one year when a review by the district determines that the student is a threat to the safety of other students or to district employees.

The statutory limitations on the length of a DAEP placement do not apply to a placement resulting from the board's decision to place a student who engaged in the sexual assault of another student so that the students are not assigned to the same campus.

### **Exceeds School Year**

Students who commit offenses requiring placement in a DAEP at the end of one school year may be required to continue that placement at the start of the next school year to complete the assigned term of placement.

For placement in a DAEP to extend beyond the end of the school year, a campus behavior coordinator or the board's designee must determine that:

- The student's presence in the regular classroom or campus presents a danger of physical harm to the student or others, or
- The student has engaged in serious or persistent misbehavior (see glossary) that violates the district's Code.

### **Exceeds 60 Days**

For placement in a DAEP to extend beyond 60 days or the end of the next grading period, whichever is sooner, a student's parent shall be given notice and the opportunity to participate in a proceeding before the board or the board's designee.

## **Appeals**

Questions from parents regarding disciplinary measures should be addressed to the campus administration.

Student or parent appeals regarding a student's placement in a DAEP should be addressed in accordance with FNG(LOCAL). A copy of this policy may be obtained from the principal's office, a campus behavior coordinator's office, the central administration office, or through *Policy On Line* at the following address: <http://pol.tasb.org/Policy/Code/367?filter=FNG>

**Appeals shall begin at Level One with the principal.**

Disciplinary consequences shall not be deferred pending the outcome of an appeal. The decision to place a student in a DAEP cannot be appealed beyond the board.

## **Restrictions During Placement**

State law prohibits a student placed in a DAEP for reasons specified in state law from attending or participating in school-sponsored or school-related extracurricular activities.

The district shall provide transportation to students in a DAEP.

For seniors who are eligible to graduate and are assigned to a DAEP at the time of graduation, the placement in the program shall continue through graduation, and the student shall not be allowed to participate in the graduation ceremony and related graduation activities.

## **Placement Review**

A student placed in a DAEP shall be provided a review of his or her status, including academic status, by a campus behavior coordinator or the board's designee at intervals not to exceed 120 days. In the case of a high school student, the student's progress toward graduation and the student's graduation plan shall also be reviewed. At the review, the student or the student's parent shall be given the opportunity to present arguments for the student's return to the regular classroom or campus. The student may not be returned to the classroom of a teacher who removed the student without that teacher's consent.

## **Additional Misconduct**

If during the term of placement in a DAEP the student engages in additional misconduct for which placement in a DAEP or expulsion is required or permitted, additional proceedings may be conducted, and a campus behavior coordinator may enter an additional disciplinary order as a result of those proceedings.

## **Notice of Criminal Proceedings**

When a student is placed in a DAEP for certain offenses, the office of the prosecuting attorney shall notify the district if;

- Prosecution of a student's case was refused for lack of prosecutorial merit or insufficient evidence and no formal proceedings, deferred adjudication (see glossary), or deferred prosecution will be initiated; or
- The court or jury found a student not guilty or made a finding that the student did not engage in delinquent conduct or conduct indicating a need for supervision, and the case was dismissed with prejudice.

If a student was placed in a DAEP for such conduct, on receiving the notice from the prosecutor, the superintendent or designee shall review the student's placement and schedule a review with the student's parent not later than the third day after the superintendent or designee receives notice from the prosecutor. The student may not be returned to the regular classroom pending the review.

After reviewing the notice and receiving information from the student's parent, the superintendent or designee may continue the student's placement if there is reason to believe that the presence of the student in the regular classroom threatens the safety of other students or teachers.

The student or the student's parent may appeal the superintendent's decision to the board. The student may not be returned to the regular classroom pending the appeal. In the case of an appeal, the board shall, at the next scheduled meeting, review the notice from the prosecutor and receive information from the student, the student's parent, and the superintendent or designee, and confirm or reverse the decision of the superintendent or designee. The board shall make a record of the proceedings.

If the board confirms the decision of the superintendent or designee, the student and the student's parent may appeal to the Commissioner of Education. The student may not be returned to the regular classroom pending the appeal.

According to policy GRAA (Legal) and the Texas Code of Criminal Procedures, Article 15.27, the superintendent or designee must notify for student arrest, conviction, or adjudication, and transfer students to and from our district.

- For **arrests** a superintendent or designee shall immediately notify all instructional and support personnel who have responsibility for supervision of a student who has been arrested or taken into custody.
- For **convictions or adjudication**, a superintendent or designee shall, within 24 hours of receiving notice from the office of the prosecuting attorney, or before the next school day, whichever is earlier, notify all instructional and support personnel who have regular contact with the student.
- For **registered sex offenders**, on receipt of the notice from law enforcement regarding a registered sex offender, a superintendent shall release the information in the notice to appropriate district personnel, including peace officers and security personnel, principals, nurses and counselors.

## **Withdrawal During Process**

When a student violates the district's Code in a way that requires or permits the student to be placed in a DAEP and the student withdraws from the district before a placement order is completed, a campus behavior coordinator may complete the proceedings and issue a placement order. If the student then re-enrolls in the district during the same or a subsequent school year, the district may enforce the order at that time, less any period of the placement that has been served by the student during enrollment in another district. If a campus behavior coordinator or the board fails to issue a placement order after the student withdraws, the next district in which the student enrolls may complete the proceedings and issue a placement order.

## **Newly Enrolled Students**

The district shall continue the DAEP placement of a student who enrolls in the district and was assigned to a DAEP in an open-enrollment charter school or another district.

A newly enrolled student with a DAEP placement from a district in another state shall be placed as any other newly enrolled student if the behavior committed is a reason for DAEP placement in the receiving district.

If the student was placed in a DAEP by a school district in another state for a period that exceeds one year, this district, by state law, shall reduce the period of the placement so that the total placement does not exceed one year. After a review, however, the placement may be extended beyond a year if the district determines that the student is a threat to the safety of other students or employee's or the extended placement is in the best interest of the student.

## **Emergency Placement Procedure**

When an emergency placement is necessary because the student's behavior is so unruly, disruptive, or abusive that it seriously interferes with classroom or school operations, the student shall be given oral notice of the reason for the action. Not later than the tenth day after the date of the placement, the student shall be given the appropriate conference required for the assignment to DAEP.

## **Transition Services**

In accordance with law and district procedures, campus staff shall provide transition services to a student returning to the regular classroom from an alternative education program, including a DAEP.

## **Placement and/or Expulsion for Certain Offenses**

This section includes two categories of offenses for which the Education Code provides unique procedures and specific consequences.

### **Registered Sex Offenders**

Upon receiving notification in accordance with state law that a student is currently required to register as a sex offender, the administration must remove the student from the regular classroom and determine appropriate placement unless the court orders JJAEP placement.

If the student is under any form of court supervision, including probation, community supervision, or parole, the placement shall be in either DAEP or JJAEP for at least one semester.

If the student is not under any form of court supervision, the placement may be in DAEP or JJAEP for one semester or the placement may be in a regular classroom. The placement may not be in the regular classroom if the board or its designee determines that the student's presence:

- Threatens the safety of other students or teachers,
- Will be detrimental to the educational process, or
- Is not in the best interests of the district's students.

### **Review Committee**

At the end of the first semester of a student's placement in an alternative educational setting and before the beginning of each school year for which the student remains in an alternative placement, the district shall convene a committee, in accordance with state law, to review the student's placement. The committee shall recommend whether the student should return to the regular classroom or remain in the placement. Absent a special finding, the board or its designee must follow the committee's recommendation.

The placement review of a student with a disability who receives special education services must be made by the ARD committee.

### **Newly Enrolled Student**

If a student enrolls in the district during a mandatory placement as a registered sex offender, the district may count any time already spent by the student in a placement or may require an additional semester in an alternative placement without conducting a review of the placement.

### **Appeal**

A student or the student's parent may appeal the placement by requesting a conference between the board or its designee, the student, and the student's parent. The conference is limited to the factual question of whether the student is required to register as a sex offender. Any decision of the board or its designee under this section is final and may not be appealed.

## **Certain Felonies**

Regardless of whether placement or expulsion is required or permitted by one of the reasons in the DAEP Placement or Expulsion sections, in accordance with Education Code 37.0081, a student may be expelled and placed in either DAEP or JJAEP if the board or campus behavior coordinator makes certain findings and the following circumstances exist in relation to aggravated robbery or a felony offense under Title 5 (see glossary) of the Texas Penal Code.

The student must:

- Have received deferred prosecution for conduct defined as aggravated robbery or a Title 5 felony offense;
- Have been found by a court or jury to have engaged in delinquent conduct for conduct defined as aggravated robbery or a Title 5 felony offense;
- Have been charged with engaging in conduct defined as aggravated robbery or a Title 5 felony offense;
- Have been referred to a juvenile court for allegedly engaging in delinquent conduct for conduct defined as aggravated robbery or a Title 5 felony offense; or
- Have received probation or deferred adjudication or have been arrested for, charged with, or convicted of aggravated robbery or a Title 5 felony offense.

The district may expel the student and order placement under these circumstances regardless of:

- The date on which the student's conduct occurred,
- The location at which the conduct occurred,
- Whether the conduct occurred while the student was enrolled in the district, or
- Whether the student has successfully completed any court disposition requirements imposed in connection with the conduct.

## **Hearing and Required Findings**

The student must first have a hearing before the board or its designee, who must determine that in addition to the circumstances above that allow for the expulsion, the student's presence in the regular classroom:

- Threatens the safety of other students or teachers,
- Will be detrimental to the educational process, or
- Is not in the best interest of the district's students.

Any decision of the board or the board's designee under this section is final and may not be appealed.

## **Length of Placement**

The student is subject to the placement until:

- The student graduates from high school,
- The charges are dismissed or reduced to a misdemeanor offense, or
- The student completes the term of the placement or is assigned to another program.

## **Newly Enrolled Students**

A student who enrolls in the district before completing a placement under this section from another school district must complete the term of the placement.

## Expulsion

In deciding whether to order expulsion, regardless of whether the action is mandatory or discretionary, the campus behavior coordinator shall take into consideration:

1. Self-defense (see glossary),
2. Intent or lack of intent at the time the student engaged in the conduct,
3. The student's disciplinary history, or
4. A disability that substantially impairs the student's capacity to appreciate the wrongfulness of the student's conduct.
5. A student's status in the conservatorship of the Department of Family and Protective Services (foster care), or
6. A student's status as homeless.

### Discretionary Expulsion: Misconduct That May Result in Expulsion

Some of the following types of misconduct may result in mandatory placement in DAEP, whether or not a student is expelled. (See DAEP Placement)

#### Any Location

A student **may** be expelled for:

- Engaging in bullying that encourages a student to commit or attempt to commit suicide.
- Inciting violence against a student through group bullying.
- Releasing or threatening to release intimate visual material of a minor or a student 18 years of age or older without the student's consent.
- Conduct that contains the elements of assault under Penal Code 22.01(a)(1) in retaliation against a school employee or volunteer.
- Any criminal mischief, if punishable as a felony.
- Engaging in conduct that contains the elements of one of the following offenses against another student:
  - Aggravated assault. ○ Sexual assault. ○ Aggravated sexual assault.
  - Murder. ○ Capital murder. ○ Criminal attempt to commit murder or capital murder.
  - Aggravated robbery.
- Breach of computer security. (See glossary)
- Engaging in conduct relating to a false alarm or report (including a bomb threat) or a terroristic threat involving a public school.

### **At School, Within 300 Feet, or at a School Event**

A student **may** be expelled for committing any of the following offenses on or within 300 feet of school property, as measured from any point on the school’s real property boundary line, or while attending a school-sponsored or school-related activity on or off school property:

- Selling, giving, or delivering to another person, or possessing, using, or being under the influence of marijuana, a controlled substance, or a dangerous drug, if the conduct is not punishable as a felony. A student with a valid prescription for low-THC cannabis as authorized by Chapter 487 of the Health and Safety Code does not violate this provision. (See glossary for “under the influence.”)
- Selling, giving, or delivering to another person, or possessing, using, or being under the influence of alcohol; or committing a serious act or offense while under the influence of alcohol, if the conduct is not punishable as a felony.
- Engaging in conduct that contains the elements of an offense relating to abusable volatile chemicals.
- Engaging in conduct that contains the elements of assault under Section 22.01(a)(1) against an employee or a volunteer.
- Engaging in deadly conduct. (See glossary.)

### **Within 300 Feet of School**

A student **may** be expelled for engaging in the following conduct while within 300 feet of school property, as measured from any point on the school’s real property boundary line:

1. Aggravated assault, sexual assault, or aggravated sexual assault.
2. Arson. (See glossary.)
3. Murder, capital murder, or criminal attempt to commit murder or capital murder.
4. Indecency with a child, aggravated kidnapping, manslaughter, criminally negligent homicide, or aggravated robbery.
5. Continuous sexual abuse of a young child or children.
6. Felony drug- or alcohol-related offense.
7. Carrying on or about the student’s person a handgun, a location restricted knife, or a club, as these terms are defined by state law. (See glossary.)
8. Possessing, manufacturing, transporting, repairing, or selling a prohibited weapon, as defined by state law. (See glossary.)
9. Possession of a firearm, as defined by federal law. (See glossary.)

### **Property of Another District**

A student **may** be expelled for committing any offense that is a state-mandated expellable offense if the offense is committed on the property of another district in Texas or while the

student is attending a school-sponsored or school-related activity of a school in another district in Texas.

### **While in DAEP**

A student **may** be expelled for engaging in documented serious misbehavior that violates the district's Code, despite documented behavioral interventions while placed in a DAEP. For purposes of discretionary expulsion from a DAEP, serious misbehavior means:

1. Deliberate violent behavior that poses a direct threat to the health or safety of others;
2. Extortion, meaning the gaining of money or other property by force or threat;
3. Conduct that constitutes coercion, as defined by Section 1.07, Penal Code; or
4. Conduct that constitutes the offense of:
  - a. Public lewdness under Section 21.07, Penal Code;
  - b. Indecent exposure under Section 21.08, Penal Code;
  - c. Criminal mischief under Section 28.03, Penal Code;
  - d. Personal hazing under Section 37.152; or
  - e. Harassment under Section 42.07(a)(1), Penal Code, of a student or district employee.

### **Mandatory Expulsion: Misconduct That Requires Expulsion**

A student **must** be expelled under federal or state law for any of the following offenses that occur on school property or while attending a school-sponsored or school-related activity on or off school property:

#### **Under Federal Law**

Bringing to school or possessing at school, including any setting that is under the district's control or supervision for the purpose of a school activity, a firearm, as defined by federal law. (See glossary.)

*Note:* Mandatory expulsion under the federal Gun Free Schools Act does not apply to a firearm that is lawfully stored inside a locked vehicle, or to firearms used in activities approved and authorized by the district when the district has adopted appropriate safeguards to ensure student safety.

#### **Under the Texas Penal Code**

- Carrying on or about the student's person the following, as defined by the Texas Penal Code
  - A handgun, defined by state law as any firearm designed, made, or adapted to be used with one hand. (See glossary.) Note: A student may not be expelled solely on the basis of the student's use, exhibition, or possession of a firearm that occurs at an approved target range facility that is not located on a school campus, while participating in or preparing for a school-sponsored, shooting sports competition or a

shooting sports educational activity that is sponsored or supported by the Parks and Wildlife Department, or a shooting sports sanctioning organization working with the department. [See policy FNCG(LEGAL).] ○ A location-restricted knife, as defined by state law. (See glossary.) ○ A club, as defined in state law. (See glossary.)

- Possessing, manufacturing, transporting, repairing, or selling a prohibited weapon, as defined in state law. (See glossary)
- Behaving in a manner that contains elements of the following offenses under the Texas Penal Code:
  - Aggravated assault, sexual assault, or aggravated sexual assault.
  - Arson. (See glossary.) ○ Murder, capital murder, or criminal attempt to commit murder or capital murder. ○ Indecency with a child. ○ Aggravated kidnapping. ○ Aggravated robbery. ○ Manslaughter. ○ Criminally negligent homicide. ○ Continuous sexual abuse of a young child or children.
  - Behavior punishable as a felony that involves selling, giving, or delivering to another person, or possessing, using, or being under the influence of marijuana, a controlled substance, a dangerous drug, or alcohol; or committing a serious act or offense while under the influence of alcohol.
- Engaging in retaliation against a school employee or volunteer combined with one of the above-listed mandatory expulsion offenses.

### **Under Age Ten**

When a student under the age of ten engages in behavior that is expellable behavior, the student shall not be expelled, but shall be placed in a DAEP. A student under age six shall not be placed in a DAEP unless the student commits a federal firearm offense.

### **Process**

If a student is believed to have committed an expellable offense, a campus behavior coordinator or other appropriate administrator shall schedule a hearing within a reasonable time. The student's parent shall be invited in writing to attend the hearing.

Until a hearing can be held, the campus behavior coordinator or other administrator may place the student in:

- Another appropriate classroom.
- In-school suspension.
- Out-of-school suspension.
- DAEP.

## Hearing

A student facing expulsion shall be given a hearing with appropriate due process. The student is entitled to:

1. Representation by the student's parent or another adult who can provide guidance to the student and who is not an employee of the district,
2. An opportunity to testify and to present evidence and witnesses in the student's defense, and
3. An opportunity to question the witnesses called by the district at the hearing.

After providing notice to the student and parent of the hearing, the district may hold the hearing regardless of whether the student or the student's parent attends.

The board of trustee's delegates to the campus Principal the authority to conduct hearings and expel students.

## Board Review of Expulsion

After the due process hearing, the expelled student may request that the board review the expulsion decision. The student or parent must submit a written request to the superintendent within seven days after receipt of the written decision. The superintendent must provide the student or parent written notice of the date, time, and place of the meeting at which the board will review the decision.

The board shall review the records of the expulsion hearing in a closed meeting unless the parent requests in writing that the matter be held in an open meeting. The board may also hear a statement from the student or parent and from the board's designee.

The board shall hear statements made by the parties at the review and shall base its decision on evidence reflected in the record and any statements made by the parties at the review. The board shall make and communicate its decision orally at the conclusion of the presentation. Consequences shall not be deferred pending the outcome of the hearing.

## Expulsion Order

Before ordering the expulsion, the board or campus behavior coordinator shall take into consideration:

1. Self-defense (see glossary),
2. Intent or lack of intent at the time the student engaged in the conduct,
3. The student's disciplinary history, or
4. A disability that substantially impairs the student's capacity to appreciate the wrongfulness of the student's conduct.

If the student is expelled, the board or its designee shall deliver to the student and the student's parent a copy of the order expelling the student.

Not later than the second business day after the hearing, the principal of the Student Reassignment Center shall deliver to the juvenile court a copy of the expulsion order and the information required by Section 52.04 of the Family Code.

If the length of the expulsion is inconsistent with the guidelines included in the Student Code of Conduct, the expulsion order shall give notice of the inconsistency.

## **Length of Expulsion**

The length of an expulsion shall be correlated to the seriousness of the offense, the student's age and grade level, the frequency of misbehavior, the student's attitude, and statutory requirements.

The duration of a student's expulsion shall be determined on a case-by-case basis. The maximum period of expulsion is one calendar year, except as provided below.

An expulsion may not exceed one year unless, after review, the district determines that:

1. The student is a threat to the safety of other students or to district employees, or
2. Extended expulsion is in the best interest of the student.

State and federal law require a student to be expelled from the regular classroom for a period of at least one calendar year for bringing a firearm, as defined by federal law, to school. However, the superintendent may modify the length of the expulsion on a case-by-case basis.

Students who commit offenses that require expulsion at the end of one school year may be expelled into the next school year to complete the term of expulsion.

## **Withdrawal During Process**

When a student has violated the district's Code in a way that requires or permits expulsion from the district and the student withdraws from the district before the expulsion hearing takes place, the district may conduct the hearing after sending written notice to the parent and student.

If the student then re-enrolls in the district during the same or subsequent school year, the district may enforce the expulsion order at that time, less any expulsion period that has been served by the student during enrollment in another district.

If a campus behavior coordinator or the board fails to issue an expulsion order after the student withdraws, the next district in which the student enrolls may complete the proceedings.

## **Additional Misconduct**

If during the expulsion, the student engages in additional conduct for which placement in a DAEP or expulsion is required or permitted, additional proceedings may be conducted, and the campus behavior coordinator or the board may issue an additional disciplinary order as a result of those proceedings.

## **Restrictions During Expulsion**

Expelled students are prohibited from being on school grounds or attending school-sponsored or school-related activities during the period of expulsion.

No district academic credit shall be earned for work missed during the period of expulsion unless the student is enrolled in a JJAEP or another district-approved program.

### **Newly Enrolled Students**

The district shall continue the expulsion of any newly enrolled student expelled from another district or an open-enrollment charter school until the period of the expulsion is completed.

If a student expelled in another state enrolls in the district, the district may continue the expulsion under the terms of the expulsion order, may place the student in a DAEP for the period specified in the order, or may allow the student to attend regular classes if:

1. The out-of-state district provides the district with a copy of the expulsion order, and
2. The offense resulting in the expulsion is also an expellable offense in the district in which the student is enrolling.

If a student is expelled by a district in another state for a period that exceeds one year, and the district continues the expulsion or places the student in a DAEP, the district shall reduce the period of the expulsion or DAEP placement so that the entire period does not exceed one year, unless after a review it is determined that:

1. The student is a threat to the safety of other students or district employees, or
2. Extended placement is in the best interest of the student.

### **Emergency Expulsion Procedures**

When an emergency expulsion is necessary to protect persons or property from imminent harm, the student shall be given verbal notice of the reason for the action. Within ten days after the date of the emergency expulsion, the student shall be given appropriate due process required for a student facing expulsion.

### **Transition Services**

In accordance with law and district procedures, campus staff shall provide transition services for a student returning to the regular classroom from placement in an alternative education program, including a DAEP or JJAEP.

### **DAEP Placement of Expelled Students**

The district may provide educational services to any expelled student in a DAEP; however, educational services in the DAEP must be provided if the student is less than ten years of age.

## **Guidelines for Acceptable Use of Technology Resources**

These guidelines are provided here so that students and parents are aware of the responsibilities students accept when they use District-owned hardware, operating system software, application software, stored text, data files, electronic mail, local databases, digitized information, communication technologies, and Internet access. In general, this requires efficient, ethical, and legal utilization of all technology resources. **Expectations are as follows**

- Student use of computers, other technology hardware, software, and computer networks, including the Internet, is only allowed when supervised or granted permission by a staff member.
- All users are expected to follow existing copyright laws. Copyright guidelines are posted and/or available in the library media center of each campus as well as posted on the District's Web site.
- Although the District has an Internet safety plan in place, students are expected to notify a staff member whenever they come across information or messages that are inappropriate, dangerous, threatening, or make them feel uncomfortable.
- Students who identify or know about a security problem are expected to convey the details to their teacher without discussing it with other students.

### **Unacceptable conduct includes, but is not limited to the following**

- Using the network for illegal activities, including copyright, license, or contract violations or downloading inappropriate materials, viruses, and/or software, such as but not limited to hacking and host file-sharing software.
- Using the network for financial or commercial gain, advertising, or political lobbying.
- Accessing or exploring online locations or materials that do not support the curriculum and/or are inappropriate for school assignments, such as, but not limited to pornographic sites.
- Vandalizing and/or tampering with equipment, programs, files, software, system performance, or other components of the network. Use or possession of hacking software is strictly prohibited.
- Causing congestion on the network or interfering with the work of others, e.g. peer-to-peer gaming or broadcast messages to lists or individuals.
- Intentionally wasting finite resources, i.e., downloading and/or streaming of movies or music for non-educational purposes.
- Gaining unauthorized access anywhere on the network.
- Revealing the home address or phone number of one's self or another person.
- Invading the privacy of other individuals.
- Using another user's account, password, or ID card or allowing another user to access your account, password, or ID.
- Coaching, helping, observing, or joining any unauthorized activity on the network.
- Posting anonymous messages or unlawful information on the system.

- Engaging in cyber-bullying, sexting, sexual harassment or using objectionable language in public or private messages, e.g., racist, terroristic, abusive, sexually explicit, threatening, demeaning, stalking, or slanderous.
- Falsifying permission, authorization, or identification documents.
- Obtaining copies of or modifying files, data, or passwords belonging to other users on the network.
- Knowingly placing malware, such as a computer virus, trojan, worms, spyware, etc., on a computer or network.

**Acceptable use guidelines for the District’s network computer online services are as follows**

- Students will have access to all available forms of electronic media and communication that is in support of education and research and in support of the educational goals and objectives of the District.
- Students are responsible for their ethical and educational use of the computer online services in the District.
- All policies and restrictions of the District’s computer online services must be followed.
- Access to the District’s computer online services is a privilege and not a right. Each employee, student, and/or parent will be required to sign the Acceptable Use Policy Agreement Sheet and adhere to the Acceptable Use Guidelines in order to be granted access to District computer online services.
- The use of any District computer online services in the District must be in support of education and research and in support of the educational goals and objectives of the District.
- When placing, removing, or restricting access to specific databases or other District computer online services, school officials will apply the same criteria of educational suitability used for other education resources.
- Transmission of any material that is in violation of any federal or state law is prohibited. This includes, but is not limited to confidential information, copyrighted material, threatening or obscene material, and computer viruses.
- Any attempt to alter data, the configuration of a computer, or the files of another user without the consent of the individual, campus administrator, or technology administrator, will be considered an act of vandalism and subject to disciplinary action in accordance with the District’s Student Code of Conduct booklet.

Parents concerned with the District’s computer online services at their child’s school should refer to EFA(LOCAL): Instructional Resources: Instructional Material Selection and Adoption policy and follow the stated procedure. Any parent wishing to restrict their children’s access to any District computer online services will provide this restriction request in writing. Parents will assume responsibility for imposing restrictions only on their own children. **Network Etiquette**

- Be polite.
- Use appropriate language.
- Do not reveal personal data (home address, phone number of other people).

- Remember that the other users of the District's computer online services and other networks are human beings whose culture, language, and humor have different points of reference from your own.
- Users should be polite when forwarding e-mail. The intent of forwarding email should be on a need-to-know basis.

## **E-mail**

- E-mail should be used for educational or administrative purposes only.
- E-mail transmissions, stored data, transmitted data, or any other use of the District's computer online services by students, employees, or any other user shall not be considered confidential and may be monitored at any time by designated staff to ensure appropriate use.
- All e-mail and all e-mail contents are property of the District.

## **Consequences are as follows**

- The student in whose name a system account and/or computer hardware is issued will be responsible at all times for its appropriate use.
- Noncompliance with the guidelines published here, in the Student Code of Conduct, and in Board Policy CQ (LOCAL) may result in suspension or termination of technology privileges and disciplinary actions. Use or possession of hacking software is strictly prohibited, and violators will be subject to disciplinary consequences of the Student Code of Conduct. Violations of applicable state and federal law, including the Texas Penal Code, Computer Crimes, and Chapter 33 will result in criminal prosecution, as well as disciplinary actions by the District.
- Electronic mail, network usage, and all stored files will not be considered confidential and may be monitored at any time by designated District staff to ensure appropriate use
- The District will cooperate fully with local, state, or federal officials in any investigation concerning or relating to violations of computer crime laws. Contents of e-mail and network communications are governed by the Texas Open Records Act; therefore, proper authorities will be given access to their content.

## Glossary

**Abuse** is improper or excessive use.

**Aggravated robbery** is defined in part by Texas Penal Code 29.03(a) as when a person commits robbery and:

1. Causes serious bodily injury to another;
2. Uses or exhibits a deadly weapon; or
3. Causes bodily injury to another person or threatens or places another person in fear of imminent bodily injury or death, if the other person is:
  - a. 65 years of age or older, or
  - b. A disabled person.

**Armor-piercing ammunition** is defined by the Texas Penal Code 46.01 as handgun ammunition used in pistols and revolvers and designed primarily for the purpose of penetrating metal or body armor.

**Arson** is defined by the Texas Penal Code as:

1. A crime that involves starting a fire or causing an explosion with intent to destroy or damage:
  - a. Any vegetation, fence, or structure on open-space land; or
  - b. Any building, habitation, or vehicle:
    - i. Knowing that it is within the limits of an incorporated city or town,
    - ii. Knowing that it is insured against damage or destruction,
    - iii. Knowing that it is subject to a mortgage or other security interest,
    - iv. Knowing that it is located on property belonging to another,
    - v. Knowing that it has located within its property belonging to another, or
    - vi. When the person starting the fire is reckless about whether the burning or explosion will endanger the life of some individual or the safety of the property of another
2. A crime that involves recklessly starting a fire or causing an explosion while manufacturing or attempting to manufacture a controlled substance and the fire or explosion damages any building, habitation, or vehicle; or
3. A crime that involves intentionally starting a fire or causing an explosion and in so doing:
  - a. Recklessly damages or destroys a building belonging to another, or
  - b. Recklessly causes another person to suffer bodily injury or death.

**Assault** is defined in part by Texas Penal Code §22.01(a)(1) as intentionally, knowingly, or recklessly causing bodily injury to another; §22.01(a)(2) as intentionally or knowingly threatening another with imminent bodily injury; and §22.01(a)(3) as intentionally or knowingly causing physical contact with another that can reasonably be regarded as offensive or provocative.

**Breach of Computer Security** includes knowingly accessing a computer, computer network, or computer system without the effective consent of the owner as defined in Texas Penal Code 33.02, if the conduct involves accessing a computer, computer network, or computer system owned by or operated on behalf of a school district; and the student knowingly alters, damages, or deletes school district property or information; or commits a breach of any other computer, computer network, or computer system.

**Bullying** is defined in Section 37.0832 of the Education Code as a single significant act or a pattern of acts by one or more students directed at another student that exploits an imbalance of power and involves engaging in written or verbal expression, expression through electronic means, or physical conduct that:

1. Has the effect or will have the effect of physically harming a student, causing a student to experience substantial negative mental health effects, damaging a student's property, or placing a student in reasonable fear of harm to the student's person or of damage to the student's property;
2. Is sufficiently severe, persistent, or pervasive enough that the action or threat creates an intimidating, threatening, or abusive educational environment for a student;
3. Materially and substantially disrupts the educational process or the orderly operation of a classroom or school; or
4. Infringes on the rights of the victim at school.

Bullying includes cyberbullying. (See below) State law on bullying prevention applies to:

1. Bullying that occurs on or is delivered to school property or to the site of a school sponsored or school-related activity on or off school property;
2. Bullying that occurs on a publicly or privately-owned school bus or vehicle being used for transportation of students to or from school or a school-sponsored or school-related activity; and
3. Cyberbullying that occurs off school property or outside of a school-sponsored or school related activity if the cyberbullying interferes with a student's educational opportunities or substantially disrupts the orderly operation of a classroom, school, or school-sponsored or school-related activity.

**Chemical dispensing device** is defined by the Texas Penal Code 46.01 as a device designed, made, or adapted for the purpose of dispensing a substance capable of causing an adverse psychological or physiological effect on a human being. A small chemical dispenser sold commercially for personal protection is not in this category.

**Club** is defined by the Texas Penal Code 46.01 as an instrument specially designed, made, or adapted for the purpose of inflicting serious bodily injury or death. A blackjack, nightstick, mace, and tomahawk are in the same category.

**Criminal street gang** is three or more persons having a common identifying sign or symbol or an identifiable leadership who continuously or regularly associate in the commission of criminal activities.

**Cyberbullying** is defined by the Section 37.0832 of the Education Code as bullying that is done through the use of electronic communication device, including through the use of a cellular or other type of telephone, a computer, a camera, electronic mail, instant messaging, text messaging, a social media application, an Internet website, or any other Internet-based communication tool.

**Dating violence** occurs when a person in a current or past dating relationship uses physical, sexual, verbal, or emotional abuse to harm, threaten, intimidate, or control another person in the relationship. Dating violence also occurs when a person commits these acts against a person in a marriage or dating relationship with the individual who is or was once in a marriage or dating relationship with the person committing the offense, as defined by Section 71.0021 of the Family Code.

**Deadly conduct** occurs when a person recklessly engages in conduct that places another in imminent danger of serious bodily injury, such as knowingly discharging a firearm in the direction of an individual, habitation, building, or vehicle.

**Deferred adjudication** is an alternative to seeking a conviction in court that may be offered to a juvenile for delinquent conduct or conduct indicating a need for supervision.

**Deferred prosecution** may be offered to a juvenile as an alternative to seeking a conviction in court for delinquent conduct or conduct indicating a need for supervision.

**Delinquent conduct** is conduct that violates either state or federal law and is punishable by imprisonment or confinement in jail. It includes conduct that violates certain juvenile court orders, including probation orders, but does not include violations of traffic laws.

**Discretionary** means that something is left to or regulated by a local decision maker.

**E-cigarette** means an electronic cigarette or any other device that simulates smoking by using a mechanical heating element, battery, or electronic circuit to deliver nicotine or other substances to the individual inhaling from the device. The term includes any device that is manufactured, distributed, or sold as an e-cigarette, e-cigar, or e-pipe or under another product name or description and a component, part, or accessory for the device, regardless of whether the component, part, or accessory is sold separately from the device.

**Explosive weapon** is defined by the Texas Penal Code 46.01 as any explosive or incendiary bomb, grenade, rocket, or mine and its delivery mechanism that is designed, made, or adapted for the purpose of inflicting serious bodily injury, death, or substantial property damage, or for the principal purpose of causing such a loud report as to cause undue public alarm or terror. **False alarm or report** occurs when a person knowingly initiates, communicates, or circulates a report of a present, past, or future bombing, fire, offense, or another emergency that he or she knows is false or baseless and that would ordinarily:

1. Cause action by an official or volunteer agency organized to deal with emergencies;
2. Place a person in fear of imminent serious bodily injury; or

3. Prevent or interrupt the occupation of a building, room, or place of assembly.

**Firearm** is defined by federal law (18 U.S.C. § 921(a)) as:

1. Any weapon (including a starter gun) that will, is designed to, or may readily be converted to expel a projectile by the action of an explosive;
2. The frame or receiver of any such weapon;
3. Any firearm muffler or firearm weapon; or
4. Any destructive device, such as any explosive, incendiary or poison gas bomb, or grenade.
5. Such term does not include an antique firearm.

**Firearm silencer** is defined by the Texas Penal Code 46.01 as a means any device designed, made, or adapted to muffle the report of a firearm.

**Graffiti** are markings with paint, an indelible pen or marker, or an etching or engraving device on tangible property without the effective consent of the owner. The markings may include inscriptions, slogans, drawings, or paintings.

**Handgun** is defined by Texas Penal Code 46.01(5) as any firearm that is designed, made, or adapted to be fired with one hand.

**Harassment** is

1. Conduct that meets the definition established in district policies DIA(LOCAL) and FFH(LOCAL); or
2. Conduct that threatens to cause harm or bodily injury to another person, including a district student, employee, board member, or volunteer; is sexually intimidating; causes physical damage to the property of another student; subjects another student to physical confinement or restraint; or maliciously and substantially harms another student's physical or emotional health or safety, as defined in Section 37.001(b)(2) of the Education Code.

**Hazing** is defined by Section 37.151 of the Education Code as an intentional or reckless act, on or off campus, by one person alone or acting with others, that endangers the mental or physical health or safety of a student for the purpose of pledging, initiation into, affiliation with, holding office in, or maintaining membership in an organization.

**Hit list** is defined by Section 37.151 of the Education Code as a list of people targeted to be harmed, using a firearm, a knife, or any other object to be used with intent to cause bodily harm.

**Improvised explosive device** is defined by Texas Penal Code 46.01 as a completed and operational bomb designed to cause serious bodily injury, death, or substantial property damage that is fabricated in an improvised manner using nonmilitary components.

**Indecent exposure** is defined by Texas Penal Code 21.08 as an offense that occurs when a person exposes his or her anus or any part of his or her genitals with intent to arouse or gratify the sexual desire of any person and is reckless about whether another is present who will be offended or alarmed by the act.

**Intimate visual material** is defined by Texas Civil Practices and Remedies Code 98B.001 and Texas Penal Code 21.16 as visual material that depicts a person with the person's intimate parts exposed or engaged in sexual conduct. "Visual material" means any film, photograph, video tape, negative, or slide of any photographic reproduction or any other physical medium that allows an image to be displayed on a computer or other video screen and any image transmitted to a computer or other video screen.

**Location-restricted knife** is defined by Texas Penal Code 46.01 as a knife with a blade over five and one-half inches.

**Knuckles** as defined by the Texas Penal Code 46.01 are any instrument consisting of finger rings or guards made of a hard substance and designed or adapted for inflicting serious bodily injury or death by striking a person with a fist enclosed in the knuckles.

**Look-alike weapon** means an item that resembles a weapon but is not intended to be used to cause serious bodily injury.

**Machine gun** is any firearm that is capable of shooting more than two shots automatically, without manual reloading, by a single function of the trigger.

**Mandatory** means that something is obligatory or required because of an authority.

**Paraphernalia** are devices that can be used for inhaling, ingesting, injecting, or otherwise introducing a controlled substance into a human body.

**Possession** means to have an item on one's person or in one's personal property, including, but not limited to, clothing, purse, or backpack; a private vehicle used for transportation to or from school or school-related activities, including, but not limited, to an automobile, truck, motorcycle, or bicycle; telecommunications or electronic devices; or any other school property used by the student, including, but not limited to, a locker or desk. **Prohibited weapon** under Texas Penal Code 46.05(a) means:

1. The following items unless registered with the U.S. Bureau of Alcohol, Tobacco, Firearms, and Explosives or otherwise not subject to that registration requirements or unless the item is classified as a curio or relic by the U.S. Department of Justice:
  - a. An explosive weapon;
  - b. A machine gun;
  - c. A short-barrel firearm;
2. Knuckles;
3. Armor-piercing ammunition;
4. A chemical dispensing device;
6. A zip gun;
7. A tire deflation device;
8. An improvised explosive device; or
9. A firearm silencer, unless classified as a curio or relic by the U.S. Department of Justice or the actor otherwise possesses, manufactures, transports, repairs, or sells the firearm silencer in compliance with federal law.

**Public Lewdness** is defined by Texas Penal Code 21.07 as an offense that occurs when a person knowingly engages in an act of sexual intercourse, deviate sexual intercourse, or sexual contact in a public place or, if not in a public place, is reckless about whether another is present who will be offended or alarmed by the act.

**Public school fraternity, sorority, secret society, or gang** means an organization composed wholly or in part of students that seeks to perpetuate itself by taking additional members from the students enrolled in school based on a decision of its membership rather than on the free choice of a qualified student. Educational organizations listed in Section 37.121(d) of the Education Code are excepted from this definition.

**Reasonable belief** is a determination made by the superintendent or designee using all available information, including the information furnished under Article 15.27 of the Code of Criminal Procedure.

**Self-defense** is the use of force against another to the degree a person reasonably believes the force is immediately necessary to protect himself or herself. **Serious misbehavior** means:

1. Deliberate violent behavior that poses a direct threat to the health or safety of others;
2. Extortion, meaning the gaining of money or other property by force or threat;
3. Conduct that constitutes coercion, as defined by Section 1.07, Penal Code; or
4. Conduct that constitutes the offense of:
  - a. Public lewdness under Section 21.07, Texas Penal Code;
  - b. Indecent exposure under Section 21.08; Texas Penal Code;
  - c. Criminal mischief under Section 28.03, Texas Penal Code;
  - d. Personal hazing under Section 37.152, Education Code; or
  - e. Harassment under Section 42.07(a)(1), Texas Penal Code, of a student or district employee.

**Serious or persistent misbehavior** includes, but is not limited to:

1. Behavior that is grounds for permissible expulsion or mandatory DAEP placement.
2. Behavior identified by the district as grounds for discretionary DAEP placement.
3. Actions or demonstrations that substantially disrupt or materially interfere with school activities.
4. Refusal to attempt or complete school work as assigned.
5. Insubordination.
6. Profanity, vulgar language, or obscene gestures.
7. Leaving school grounds without permission.
8. Falsification of records, passes, or other school-related documents.
9. Refusal to accept discipline assigned by the teacher or principal.

**Short-barrel firearm** is defined by the Texas Penal Code 46.01 as a rifle with a barrel length of less than 16 inches or a shotgun with a barrel length of less than 18 inches, or any weapon made from a rifle or shotgun that, as altered, has an overall length of less than 26 inches.

**Terroristic threat** is defined by the Texas Penal Code 22.07 as a threat of violence to any person or property with intent to:

1. Cause a reaction of any type by an official or volunteer agency organized to deal with emergencies;
2. Place any person in fear of imminent serious bodily injury;
3. Prevent or interrupt the occupation or use of a building; room, place of assembly, or place to which the public has access; place of employment or occupation; aircraft, automobile, or other form of conveyance; or other public place;
4. Cause impairment or interruption of public communications; public transportation; public water, gas, or power supply; or other public service;
5. Place the public or a substantial group of the public in fear of serious bodily injury; or
6. Influence the conduct or activities of a branch or agency of the federal government, the state, or a political subdivision of the state (including the district).

**Tire deflation device** is defined in part by Section 46.01 of the Penal Code as a device, including a caltrop or spike strip, that, when driven over, impedes or stops the movement of a wheeled vehicle by puncturing one or more of the vehicle's tires.

**Title 5 felonies** are those crimes listed in Title 5 of the Texas Penal Code that involve injury to a person and may include:

- Murder, manslaughter, or homicide under Sections 19.02,-.05, Texas Penal Code;
- Kidnapping under Section 20.03, Texas Penal Code;
- Trafficking of persons under Section 20A.02, Texas Penal Code;
- Smuggling or continuous smuggling of persons under Sections 20.05 -.06, Texas Penal Code;
- Assault under Section 22.01, Texas Penal Code;
- Aggravated assault under Section 22.02, Texas Penal Code;
- Sexual assault under Section 22.011, Texas Penal Code;
- Aggravated sexual assault under Section 22.021, Texas Penal Code;
- Unlawful restraint Under Section 20.02, Texas Penal Code;
- Continuous sexual abuse of a young child or children under Section 21.02, Texas Penal Code;
- Bestiality under Section 21.09, Texas Penal Code;
- Improper relationship between educator and student under Section 21.12, Texas Penal Code;
- Voyeurism under Section 21.17, Texas Penal Code;

- Indecency with a child under Section 21.11, Texas Penal Code;
- Invasive visual recording under Section 21.15, Texas Penal Code;
- Disclosure or promotion of intimate visual material under Section 21.16, Texas Penal Code;
- Sexual coercion under Section 21.18, Texas Penal Code;
- Injury to a child, an elderly person, or a disabled person of any age under Section 22.04, Texas Penal code;
- Abandoning or endangering a child under Section 22.041, Texas Penal Code;
- Deadly conduct under Section 22.05, Texas Penal Code;
- Terroristic threat under Section 22.07, Texas Penal Code;
- Aiding a person to commit suicide under Section 22.08, Texas Penal Code; and □  
Tampering with a consumer product under Section 22.09, Texas Penal Code. [See FOC(EXHIBIT).]

**Under the influence** means lacking the normal use of mental or physical faculties. Impairment of a person’s physical or mental faculties may be evidenced by a pattern of abnormal or erratic behavior, the presence of physical symptoms of drug or alcohol use, or by admission. A student “under the influence” need not be legally intoxicated to trigger disciplinary action.

**Use** means voluntarily introducing into one’s body, by any means, a prohibited substance. **Zip gun** is defined by the Texas Penal Code 46.01 as a device or combination of devices, not originally a firearm, but adapted to expel a projectile through a smooth-bore or rifled-bore barrel by using the energy generated by an explosion or burning substance.

## Index

admission, review, and dismissal (ARD)  
committee, 15, 30  
appeals process DAEP appeals, 27, 28  
discipline management techniques, 16  
sex offender registry, 30  
attendance, 4 board of trustees, 1  
campus behavior coordinator, 2, 16  
campus rules, 9 cheating. *See*  
prohibited behavior.  
classroom rules, 9 computers,  
8  
abusive behavior, 8  
breach of security, 8  
cyberbullying, 8  
hacking/cracking, 8  
illegal activity, 8 online  
impersonation, 8  
threatening behavior, 8  
vandalism, 8  
*See also* technology resources.  
consideration of mitigating factors, 26  
courtesy, 4 crimes  
aggravated robbery, 6, 31, 33  
breach of computer security, 33  
breach of security, 8 criminal  
mischief, 2, 6, 23, 33  
criminal proceedings and placement in  
DAEP, 28  
felonies, 2, 6, 23, 24, 28, 30, 31, 33, 34,  
36 reporting,  
3  
Title 5 offenses, 31, 48 expulsion  
and placement, 31 hearing and  
required findings, 31 length of  
placement, 31 newly enrolled  
students, 32

delinquent conduct, 28, 31, 45  
demonstrations, 9  
disciplinary alternative education program  
(DAEP), 30  
appeals. *See* appeals process.  
coursework notice, 26 emergency  
placement, 25, 29 extracurricular  
activities, 27 grade classification,  
23 graduation, 28 length of  
placement, 26 notice of criminal  
proceedings, 28 placement  
review, 28 pre- and post-  
assessments, 26 process, 25  
transportation, 27  
discipline management techniques, 15  
appeals. *See* appeals process.  
notification, 16 refusal to  
accept, 5 students with  
disabilities, 15  
dress code, 9  
drugs, 7  
marijuana, 8 over-  
the-counter, 8  
paraphernalia, 8  
prescription, 8 under  
the influence, 8  
electronic cigarette  
definition, 45  
*See also* prohibited items e-  
cigarettes.  
expulsion, 33 300-foot rule, 34 additional  
misconduct, 39 and DAEP placement,  
39 discretionary, 33 emergency, 36, 39  
for serious misbehavior committed  
while  
in DAEP, 35  
length, 38 mandatory, 35  
newly enrolled students,  
39 process, 36 restrictions,  
39 under age six, 36 under  
age ten, 36

*Index*

withdrawal during process, 38  
 falsification of records, 9, 47  
 graffiti, 6  
 formal removal from class, 19  
 student to the classroom, 20  
 gangs, 44, 47  
 gender-based harassment, 5, *See also*  
 behavior. inciting violence, 9  
 graduation  
 participation, 3  
 Gun Free Schools Act, 35  
 school grounds, 5  
 jurisdiction of the district  
 300-foot rule, 2  
 juvenile justice alternative education  
 program (JJAEP), 30, 31, 39  
 laser pointers, 6  
 lunch period, 2  
 parent, 3  
 placement review committee, 20, 30  
 plagiarism. *See* prohibited behavior:  
 cheating.  
 posting  
 of the Student Code of Conduct, 1  
 prohibited behavior, 9  
 300-foot rule, 34  
 aggravated sexual assault, 25  
 alcohol, 24, 34  
 assault, 5, 20, 28, 33, 48  
 at another district, 34  
 persons, 48  
 bullying, 5  
 coercion, 5  
 volatile chemicals, 24, 34  
 cyberbullying, 8  
 dating violence, 5  
 prohibited items  
 disclosure or promotion of intimate visual  
 48  
 alcohol, 36  
 drugs, 24, 34  
 false alarm, 24, 33  
 fire extinguishers discharged without  
 fireworks, 6  
 forgery. *See* falsification of records.  
 gambling, 9  
 firearms exception, 35  
 harassment, 5  
 returning  
 hit lists, 5  
 hoaxes, 9  
 inappropriate conduct, 5  
 prohibited  
 indecent exposure, 5  
 insubordination, 5  
 invasive visual recording, 48  
 illegal knife, 34, 35  
 leaving  
 school grounds, 5  
 misuse of technology resources, 8  
 on school buses, 5  
 online impersonation, 8  
 profanity, 5  
 recording without consent, 6  
 repeated offenses, 9  
 robbery, 6  
 sexting, 8  
 sexual abuse, 5  
 sexual assault, 25, 27  
 sexual harassment, 5  
 smuggling or continuous smuggling of  
 persons, 48  
 stealing, 6  
 terroristic threat, 24, 33, 48  
 theft, 6  
 threats, 5, 9  
 throwing objects, 9  
 blackmail, 5  
 trafficking of  
 under the influence, 34  
 cheating, 9  
 vandalism, 6  
 voyeurism, 48  
 prohibited items  
 air guns, 6  
 material,  
 clubs, 34  
 e-cigarettes, 6, 45  
 firearms, 35  
 cause, 9  
 handgun, 35

*Index*

knives, 34, 35  
 mace, 6  
 sexual abuse, 5, *See also*  
 prohibited lighters, 6  
 sexual assault  
 behavior.

matches, 6 campus assignments, 25 other dangerous items, 6, 34 *See also*  
 prohibited behavior.  
 pepper spray, 6 sexual harassment, 5, *See also* prohibited pornography, 6 behavior.  
 stun guns, 6 sorority, 47  
 tobacco, 6 special education, 15  
 protests. *See* demonstrations. standards for student conduct, 4  
 removal from the regular educational student handbook conflict with Student setting, 19  
     Code of Conduct, 1  
 retaliation, 2, 33, 36 students with disabilities, 1, 30  
 routine referral, 19 discipline management techniques, 15  
 safety, 8 suspension searches out-of-school, 21 desks, 2 technology  
 resources lockers, 2 district policy, 8 vehicles, 2 *See also* computers. secret  
 society, 47 Title 5 offenses. *See* crimes. self-defense, 22, 26, 33  
     transfers serious misbehavior, 35 campus assignments, 25 sex  
 offender, 2, 30 transportation, 2  
     appeal of placement as a registered sex rules for conduct, 5 offender, 30  
     while in DAEP, 27 newly enrolled student, 30



## CONSENT AGENDA ITEM

**TOPIC:** Consider Approval of HB3 Early Literacy Goals (K-3<sup>rd</sup> Math and Reading) and CCMR Goals

**SUBMITTED BY:** Julie Miller, Executive Director of Curriculum and Instruction and Dr. Tracey Brown, Director of Guidance, Counseling & College Readiness

**BACKGROUND:** Pursuant to requirements contained in House Bill 3, boards must set specific annual reading and mathematics performance goals for K-3<sup>rd</sup> grades. In addition, boards must set specific annual goals for College, Career, and Military Readiness (CCMR). Each campus must then set campus goals to support the achievement of the district goals. At the campus and district level, goals must be monitored regularly with progress monitoring posted on campus district websites and discussed in public board meeting.

Julie Miller, Executive Director of Curriculum and Instruction, and Dr. Tracey Brown, Director of Guidance, Counseling and College Readiness, will provide an overview of the requirements of HB3 and present drafted goals and answer any questions.

**ADMINISTRATIVE RECOMMENDATION:** Administration recommends approval of HB3 Literacy Goals (K-3<sup>rd</sup> Math and Reading) and CCMR Goals.

**RECOMMENDED BOARD MOTION:** I move that the Board approve HB3 Literacy Goals (K-3<sup>rd</sup> Math and Reading) and CCMR Goals.

Additional Agenda Sheets Attached:  Yes  No



## CONSENT AGENDA ITEM

**TOPIC:** Consider Approval of Submission to the Texas Education Agency of a request for waiver to use an alternate Kindergarten and 7th grade reading instrument due to circumstances related to COVID-19 for the 2020-2021 school year.

**SUBMITTED BY:** Christina Trotter, Director of Student Assessment

**BACKGROUND:** Pursuit to instructions in a FAQ document released by the Texas Education Agency on May 28, 2020, Local Education Agencies are required to use one of two Commissioner approved reading diagnostic instruments for the beginning of year Kindergarten screener, starting in the 2020-2021 school year. However, because of disruptions to the 2019-2020 school year and possible disruptions to the 2020-2021 school year, districts may request a waiver in order to continue to use the instrument they used in the 2018-2019 school year in order to best meet the student needs in the 2020-2021 school year. The waiver will only be approved for one year and will not be waived in the 2021-2022 school year and beyond.

Additionally, LEAs are required to administer at the beginning of the seventh grade a reading instrument adopted by the Commissioner to each student whose performance on the grade 6 STAAR reading assessment did not demonstrate reading proficiency. Because of the disruptions to the 2019-2020 school year and possible disruptions to the 2020-2021 school year resulting from COVID-19, districts may request a waiver in order to use another instrument approved by a local Board of Trustees in order to best meet student needs in the 2020-2021 school year only.

For both the beginning of the year screeners, Irving ISD will use NWEA MAP assessments.

Christina Trotter, Director of Student Assessment will provide an overview of the need for the waiver and answer any questions.

**ADMINISTRATIVE RECOMMENDATION:** Administration recommends the Board approve Administration's request to submit a waiver for to use an alternate Kindergarten and 7<sup>th</sup> grade reading instrument due to circumstances related to COVID-19 for the 2020-2021 school year to the Texas Education Agency.

**RECOMMENDED BOARD MOTION:** I move that the Board approve Administration's request to submit a waiver for to use an alternate Kindergarten and 7<sup>th</sup> grade reading instrument due to circumstances related to COVID-19 for the 2020-2021 school year to the Texas Education Agency.

Additional Agenda Sheets Attached:  No  Yes





# Waivers

2019-2020 Application for Other Waiver

Waiver ID: 54262

### Application Information

Category: General

Creator: Christina Trotter, District Editor

Status: Draft

Creation Date: 6/3/2020

Approving Superintendent:

Assigned To: Christina Trotter

### LEA Contact

Full Name: Christina Trotter

Phone: (972) 600-5087

Email: ctrotter@irvingisd.net

### LEA Information

LEA: IRVING ISD (057912)

Address: P O BOX 152637, IRVING, TX 75015-2637

Phone: (972) 600-5000

### Date of LEA Board of Trustees Approval

Date:

### Special Instructions

This waiver allows districts and charter schools to request a waiver of a requirement, restriction, or prohibition imposed by the Texas Education Code (TEC) or rule of the board or commissioner, except as prohibited by TEC § 7.056 (e).

### Waiver Description

Enter a brief waiver description:

Waiver to use alternate K and 7th grade reading instruments due to COVID-19

### General Questions

1. Give a brief narrative description of the requested waiver.

Waiver to use alternate K and 7th grade reading instruments due to COVID-19

2. Does the district or campus plan reflect the need for this waiver? If yes, what is the specific objective impacted by the waiver?

N/A

3. Cite the section(s) of the Texas Education Code or the Texas Administrative Code that the district or campus wishes to waive.

TEC 28.006(c-1) and 28.006(c-2)

**4. Describe the plan to be implemented, if the waiver is granted.**

N/A

**5. How will granting this waiver help achieve the district's or campus' objective?**

N/A

**6. Please explain how the school district or campus will evaluate the impact of the waiver towards meeting the district's or campus' goal.**

N/A

**Requested Years**

2020-2021

**LEA Attachments (0)**

There are no LEA attachments.



## CONSENT AGENDA ITEM

**TOPIC:** Consider Approval of Submission to the Texas Education Agency of a request for waiver of required early notice of students at risk of failure (COVID-19 disruptions) school year.

**SUBMITTED BY:** Christina Trotter, Director of Student Assessment

**BACKGROUND:** As announced in March, all State of Texas Assessments of Academic Readiness (STAAR®) administrations scheduled for April, May, and June 2020 are cancelled. Student Success Initiative (SSI) promotion/retention requirements found in the Texas Education Code (TEC), §28.0211 are waived for the 2019–2020 school year. However, Texas school districts and open-enrollment charter schools are still required to provide early notice to parents or guardians of students in grades 4 and 7 identified to be at risk of failure on the first administration of an assessment required for grade advancement in the next school year. Under Texas Administrative Code (TAC) §101.2009, the Superintendent must establish the instruments and procedures to be used to determination which students are at-risk. Given that the STAAR administrations for April, May, and June 2020 are cancelled, the at-risk determination will need to be made through means that do not involve state testing results from the current year. The current rule requires this notice to be issued before the end of a school year. If a district or charter school is not able to or does not have sufficient information to make a determination about a student’s risk of failure at this time, the school district or charter should request a waiver to delay the notice requirement from the Commissioner until the start of the 2020-2021 school year.

Christina Trotter, Director of Student Assessment will provide an overview of the need for the waiver and answer any questions.

**ADMINISTRATIVE RECOMMENDATION:** Administration recommends the Board approve Administration’s request to submit a waiver required of early notice of students at risk of failure (COVID-19 disruptions) school year to the Texas Education Agency.

**RECOMMENDED BOARD MOTION:** I move that the Board approve Administration’s request to submit a waiver of required of early notice of students at risk of failure (COVID-19 disruptions) school year to the Texas Education Agency.

Additional Agenda Sheets Attached:  No  Yes



# Waivers

**2019-2020 Application for Other Waiver**

**Waiver ID: 54264**

## Application Information

**Category:** General

**Creator:** Christina Trotter, District Editor

**Status:** Draft

**Creation Date:** 6/3/2020

**Approving Superintendent:**

**Assigned To:** Christina Trotter

## LEA Contact

**Full Name:** Christina Trotter

**Phone:** (972) 600-5087

**Email:** ctrotter@irvingisd.net

## LEA Information

**LEA:** IRVING ISD (057912)

**Address:** P O BOX 152637, IRVING, TX 75015-2637

**Phone:** (972) 600-5000

## Date of LEA Board of Trustees Approval

**Date:**

## Special Instructions

This waiver allows districts and charter schools to request a waiver of a requirement, restriction, or prohibition imposed by the Texas Education Code (TEC) or rule of the board or commissioner, except as prohibited by TEC § 7.056 (e).

## Waiver Description

**Enter a brief waiver description:**

Waiver of required early notice of students at risk of failure (COVID-19)

## General Questions

**1. Give a brief narrative description of the requested waiver.**

Waiver of required early notice of students at risk of failure (COVID-19 disruptions).

**2. Does the district or campus plan reflect the need for this waiver? If yes, what is the specific objective impacted by the waiver?**

N/A

**3. Cite the section(s) of the Texas Education Code or the Texas Administrative Code that the district or campus wishes to waive.**

TEC 28.0211(d)(3) and TAC 101.2009(b)

**4. Describe the plan to be implemented, if the waiver is granted.**

N/A

**5. How will granting this waiver help achieve the district's or campus' objective?**

N/A

**6. Please explain how the school district or campus will evaluate the impact of the waiver towards meeting the district's or campus' goal.**

N/A

**Requested Years**

2019-2020

**LEA Attachments (0)**

There are no LEA attachments.



**CONSENT AGENDA ITEM**

**06/29/2020**

**TOPIC:** Consider Approval of Irving Independent School District Regional Day School Program for the Deaf (RDSPD) 2020-2021 Shared Services Arrangement Agreement

**SUBMITTED BY:** Dr. Cynthia Laird, Executive Director of Learning Programs and Dr. Michelle Edwards-Scott, Director of Special Education

**BACKGROUND:** The purpose of this agreement is to update the current IISD RDSPD Agreement between Irving, Duncanville, and Grand Prairie ISD. Changes made to the agreement for the 2020-2021 school year includes the increase in cluster-site tuition for self-contained Deaf education classes and Deaf education language and Life Skills classes. The revision also increases fees for services provided by IISD Auditory Impairment representatives to member districts.

This agreement requires Irving IISD RDSPD to serve students identified with a hearing impairment which severely impacts processing linguistic information through hearing even with recommended amplification and which adversely affects educational performance. The services are further subject to a recommendation being made by an Admission Review and Dismissal committee.

IISD RDSPD currently has 14 certified Teachers of the Deaf that are fluent in sign language and specifically trained in teaching Deaf students from birth through age 21. Three certified sign language interpreters are located on three campuses (Nimitz, Bowie, and Britain) and a contract audiologist who directly supports students and families with hearing aids, provide Cochlear Implant maintenance, as well as provide support with amplification devices to access spoken language.

**ADMINISTRATIVE RECOMMENDATION:** Administration recommends approval of the Irving Independent School District Regional Day School Program for the Deaf 2020-2021 Shared Services Arrangement Agreement.

**RECOMMENDED BOARD MOTION:** I move that the Board approve the 2020-2021 Shared Services Arrangement Agreement.

Additional Agenda Sheets Attached:  Yes  No

**Attachment:**

- Irving ISD Regional Day School Program for the Deaf 2020-2021 Shared Services Arrangement Agreement

**IRVING REGIONAL DAY SCHOOL  
PROGRAM FOR THE DEAF**

**SHARED SERVICES  
ARRANGEMENT AGREEMENT**

Irving Independent School District, hereinafter "IISD," acting as Fiscal Agent Member District and Member Duncanville Independent School District, and Grand Prairie Independent School District, and, hereinafter "Member Districts," agree to cooperatively operate their Regional Day School Program for the Deaf under the authority of Texas Education Code §§ 30.081-30.087 and Texas Government Code, Section 791.001 et seq., as the Irving Regional Day School Program for the Deaf, ("IRDSPD"). School Districts who are parties to this Agreement shall be referred to as Member Districts for purposes of this Agreement. Member Districts agree that:

**1. GENERAL COVENANTS AND PROVISIONS**

1.1 The purpose of this Agreement is to create a cooperative arrangement whereby the Member Districts may provide for the efficient delivery of legally required special education and related services to eligible students with hearing impairment who are residents of and enrolled in the School Districts indicated above. It is agreed and understood that any student who has a hearing impairment which severely impairs processing linguistic information through hearing, even with recommended amplification, and which adversely affects educational performance shall be eligible for consideration for the IRDSPD, subject to the ARD committee recommendation.

1.2 The Member Districts do not intend by entering into this Agreement, or otherwise, to create a separate or additional legal entity.

1.3 The special education program will be operated in compliance with federal and state law, including the Individuals with Disabilities Education Act, 20 U.S.C. § 1401 et seq.; Section 504 of the Rehabilitation Act of 1973, 29 U.S.C. § 794; the Amendments to the Americans with Disabilities Act 2008, 42 U.S.C. § 12101 et seq.; Family Educational Rights and Privacy Act; Chapter 29 of the Texas Education Code; Texas Education Code §§ 30.081 – 30.087 and TEA's Financial Accountability System Resource Guide, Volume 13 §1.3; implementing regulations for all applicable statutes.

1.4 All special education terms and acronyms used in this Agreement shall have the meanings and definitions provided to such terms and acronyms as set out in Chapter III, Part 300 of the Individuals with Disabilities Education Act (IDEA), 34 CFR 300 *et seq*, and the Texas Administrative Code, 19 TAC Chapter 89. Such terms and acronyms shall include, but not be limited to, FAPE or Free Appropriate Public Education, IEP or Individualized Education Program, LEA or Local Education Agency, LRE or Least Restrictive Environment, SEA or State Education

Agency, MOE or Maintenance of Effort, ESEA or Elementary and Secondary Education Act, and ARD or Admission, Review and Dismissal. Cluster Site is defined as the centralized program where students receive direct deaf education services and which is determined to be the LRE for certain Auditorily Impaired students.

1.5 AI students not enrolled in the IRDSPD who meet the eligibility requirements of hearing impaired, but whose hearing loss is not so severe as to prevent the processing of linguistic information to impede academic progress, shall not be enrolled in the IRDSPD for direct services. The IRDSPD SSA shall, upon written request to the IDSPD SSA Director, make available a certified teacher of the deaf to be a member of the student's ARD Committee. Additionally, upon written request to the RDSPD SSA Director of the RDSPD SSA, the RDSPD SSA will make available personnel for consultation. Any Member District, other than Irving ISD, seeking to access these services shall be charged a service fee in an amount not to exceed FOUR HUNDRED DOLLARS (\$400.00) dollars for a half day of services. Half day is defined as four hours or less. For each hour of services that exceed a half day period, the Member District will be charged ONE HUNDRED DOLLARS (\$100.00) per hour.

1.6 Should a Local Education Agency ("LEA") seek to become a Member District of the RDSPD SSA, a written request must be provided to the Chief Administrator of the IRDSPD for the management board's consideration on or before August 1 preceding the fiscal year it intends to join. It is agreed that any reconfiguration is subject to TEA timelines and approval by all Member Districts' Boards of Trustees.

## **2. MANAGEMENT**

2.1 The Management Board, comprised of the Special Education Directors/Coordinators for the participating Member Districts or their designees, shall govern the IRDSPD. The Management Board will meet semi-annually each school year.

2.2 The Executive Director of Special Education or Director of the IRDSPD SSA for the Fiscal Agent Member District will be the Chairperson of the Management Board. A RDSPD SSA Manager or his or her designee will serve as Secretary of the Management Board and record, prepare and maintain official minutes of the meetings.

2.3 The Fiscal Agent, on behalf of the SSA, may purchase goods and services necessary to administer and operate the IRDSPD SSA.

2.4 Unless otherwise provided herein, Management Board actions require the approval of a majority of a quorum of Member Districts. A quorum is defined as a majority of all of the Member Districts of the IRDSPD SSA. Each management board member present has only one vote.

2.5 It is agreed and understood that the Management Board does not have the authority to revise or amend this contract absent specific approval from all boards of trustees of the Member Districts.

### **3. PERSONNEL**

3.1 The Supervisor of the IRDSPD SSA will be the Director of the IRDSPD. The Director shall be employed by the Fiscal Agent and be subject to the personnel policies of the Fiscal Agent. Administrative decisions regarding daily operations of the instructional program, including but not limited to related services and staff development, and approved budgeted expenditures consistent with Fiscal Agent policy are within the authority of the Director and do not require Management Board action. Additionally, the Director, in his/her discretion, or at the request of a Member District, may provide feed-back regarding the delivery of instructional services by IRDSPD staff

3.2 The Fiscal Agent district shall be responsible for the employment of the IRDSPD personnel, the personnel who are performing services under this Agreement. IRDSPD personnel which may include deaf education certified teachers, speech therapists, interpreters, counselors, teacher assistants, administrators and itinerant teachers, are employed by the Fiscal Agent and are subject to all policies and procedures of the Fiscal Agent district, including but not limited to all policies governing contracts, at-will employment, standards of conduct, leave and other benefits. The Fiscal Agent salary schedule shall apply to IRDSPD personnel. IRDSPD personnel will be evaluated in accordance with Irving ISD personnel evaluation policies and procedures. All individuals providing services must be appropriately certified or licensed to perform the applicable services.

3.3 All IRDSPD personnel matters shall be handled in accordance with the policies and procedures of the Fiscal Agent district.

3.4 Any hearing on a IRDSPD employee grievance, termination, or nonrenewal is the responsibility of, and will be held in accordance with the policies of Irving ISD.

#### **4. FISCAL AGENT**

4.1 The Fiscal Agent for the IRDSPD is the Irving Independent School District which is accredited and serves grades Early Childhood through 12.

4.2 The Fiscal Agent is responsible for preparing the operational budget for the IRDSPD. The Fiscal Agent will account for salaries and expenses of IRDSPD personnel as set forth in the Agreement and operating expenses. The parties acknowledge that the Fiscal Agent may access total state and federal allocations, such as IDEA PART B funds, Part C funds (ECI); state deaf funds; and any other funding received for the purpose of furthering this program. Member District per pupil fees are based on expenditures that exceed all the total state and federal allocations as set forth in Exhibit A. It is agreed and understood the Irving ISD special education funds (IDEA funds which are not dedicated to deaf education) will not be applied toward the IRDSPD operational budget.

4.3 The Fiscal Agent must provide services for children age birth - 3. These services include all collaboration efforts with Early Childhood Intervention serving IRDSD students, ages 0-3.

4.4 The Fiscal Agent shall be responsible for receiving, collecting, expending, and distributing all funds, regardless of source, in accordance with the budget adopted by the Irving Independent School District Board of Trustees. Additionally, the Fiscal Agent shall provide accounting services, reports, IRDSPD records, and suitable facilities for Regional Day School for the Deaf administrative and support staff, and shall perform any other responsibilities of the program in accordance with IRVING ISD policies and procedures. Each Member District retains sole responsibility for funds, if any, related to the American Recovery and Re-Investment Act of 2009. Any claims regarding the misapplication of such funds will be the responsibility of the Member District to which the funds were assigned by the TEA.

4.5 The Fiscal Agent shall prepare and submit any reports required by federal or state law. It is agreed and understood that the Fiscal Agent assumes no responsibility for a Member District's failure to maintain its effort.

4.6 The Fiscal Agent shall maintain fiscal records, personnel records and payroll systems as required by district policy, state and federal laws.

4.7 The Fiscal Agent, where the student attends a cluster site, shall be responsible for submitting a PEIMS 011 Record to TEA consistent with TEA Requirements. Each Member District where a student receives itinerant service will prepare all required PEIMS student data reports on the 163 Record for students receiving IRDSPD services. In the event a Member District fails to submit PEIMS student data on the 163 Record for a student who has been served itinerantly by the IRDSPD, it is agreed and understood that Member Districts which failed to submit the PEIMS record will be responsible for any financial deficit resulting there from.

4.8 The Fiscal Agent Member District (IRVING ISD) shall retain ownership of all assets acquired by the Fiscal Agent in the provision of services under this Agreement. The IRDSPD has no ownership and shall make no claim of ownership of supplies, equipment, capital equipment, assistive technology and any other fixed or liquid assets or facilities belonging to the Fiscal Agent Member District. Personal property purchased by a Member District with that Member District's funds will remain the property of that Member District. The member district may retain ownership of such personal property including but not limited to, assistive technology or other specialized device or equipment paid for by the Member District and provided for the use of its IRDSPD student(s). The Fiscal Agent shall retain proof of ownership and any applicable insurances or warranties.

4.9 Dissolution of this Agreement shall require the affirmative vote of a majority of the Member Districts. Upon dissolution, the SSA's funds, if any, will be divided equally among the Member Districts. Assets will be divided consistent with 4.8 herein. Following the vote to dissolve the SSA, the dissolution will take effect on July 1. All TEA timelines and requirements for documentation of affected parties shall apply.

4.10 Agreements pertaining to purchase of real property shall supersede any provisions herein.

4.11 In order to comply with the requirements of TEC §29.313, TEA has supported the development of an RDSPD peer review process through ESC Region 20. RDSPD SSAs must participate in the peer review process at least every four years.

## **5. Fiscal Practices and Member District Responsibilities**

5.1 Administrative costs, including, but not limited to, all costs and salaries related to the Director, supervisors, speech therapists, counselors, classroom teachers, itinerant teachers, interpreters, classroom aides, and Regional Day School office staff, and contracts with outside service providers, including, but not limited to audiologists, interpreters, and consultants, as well as any uncontrollable costs, incurred by the IRDSPD SSA, over and above the amount of state deaf and/or federal funds shall be funded by the Member Districts as set forth in Exhibit A incorporated herein by reference.

5.2 For any student enrolled in a cluster site or served itinerantly on or before PEIMS Snapshot, the billing will be for current year services.

5.3 Each Member District will provide and maintain Hearing Assistive Technology for itinerant students served in the home school district.

5.4 Member District requiring an Auditory Impaired (AI) representative will be charged TWO HUNDRED AND FIFTY DOLLARS (\$250) per each Admission Review and Dismissal (ARD) meeting.

5.5 Each Member District shall remit the fee, as set forth in Section 5.1 (Exhibit A), owed to IRDSPD by June 1 of the current school year. A late fee of 10% of the entire amount to be submitted will be assessed for any payments not received by June 1.

5.6 Cost of residential placement for any student shall be the sole responsibility of the Member District of which the student is a legal resident with no joint liability of Member Districts.

5.7 A Member District may withdraw from the SSA by providing the Fiscal Agent written notice of its proposed action no later than September 1 prior to the end of the fiscal year that it intends to be its final year as a Member District in the SSA. Upon receipt of the written notice, the Fiscal Agent shall submit written notice-of-intent-to-withdraw to the Texas Education Agency ("TEA") prior to February 1<sup>st</sup>. The Member District shall submit any other documentation required by the TEA to effectuate the withdrawal. Upon delivery of such notice, the Member's withdrawal from the SSA shall be effective June 30, if approved by the TEA. The withdrawing Member District shall return to the SSA any supplies, equipment, testing materials, computers, assistive technology, or fixtures in its possession that were purchased with SSA funds, prior to or by the effective June 30. The cost of any equipment not returned will be charged against the withdrawing member district. A withdrawing Member District shall pay all costs and fees related to, resulting from or associated with its withdrawal, including, but not limited to legal costs, insurance or any other expenses or obligations.

5.8 Member Districts agree that any funds assessed under IRDSPD SSA or this Agreement will be remitted within thirty (30) calendar days of receiving a statement from the Fiscal Agent. Each Member District acknowledges that federal funds received from the state earmarked for deaf education programs, state funds, and ECI Part C funds flow from TEA directly to the Fiscal Agent upon the electronic submission of the Fiscal Agent's request for program funds. Each Member District retains responsibility for funds, if any, related to the American Recovery and Re-Investment Act of 2009.

5.9 Each Member District agrees to cooperate with the Fiscal Agent in maintaining the proper fiscal, personnel, and student records for the IRDSPD SSA operations. Member Districts retain responsibility for maintaining student eligibility folders.

5.10 Except as otherwise provided herein, Member Districts who are parties to this contract are ultimately responsible for the education of all students with Auditory Impairments within its district boundaries, whether the child is served in the local program, the RDSPD, or other placements. Such responsibility includes the provision of any related services as determined

necessary by the ARD committee. For students who are being served in the IRDSPD SSA Cluster Site, the IRDSPD SSA will make available the following services for eligible students:

- Direct Services to Students
- Auditory Training
- Audiological Management
- Speech and Language Assistance
- Occupational and Physical Therapy Services
- Adapted Physical Education
- Vision Services
- Itinerant Teachers
- Student Counseling
- Specialized Hearing Assistive Technology
- Sign Language Interpreter Services (Cluster Site Only)
- Parent Education
- Program Evaluation
- Staff Professional Development
- Program Supervision
- Consultative Services
- Attend Admission, Review, and Dismissal (ARD) Committee Consistent with 34 C.F.R §300.346

The provision of any services referenced herein is contingent upon the ARD Committee determination that such services are necessary and appropriate. It is further agreed that any IRDSPD service shall be funded consistent with the terms set forth herein.

For students who are being served by IRDSPD on an itinerant basis, the IRDSPD will make available the following:

- Itinerant Deaf Education Teachers
- Parent Education
- Hearing Assistive Technology (additional fee)
- Staff Professional Development
- Consultative Services
- Attend Admission, Review, and Dismissal (ARD) Committee Consistent with 34 C.F.R §300.346

The provision of any itinerant services is contingent upon the ARD Committee determination that such services are necessary and appropriate. It is further agreed that any IRDSPD service shall be funded consistent with the terms set forth herein.

5.11 If an ARD committee determines a IRDSPD cluster site student requires an Intensive Support for Assistance and/or specialized equipment, the SSA member district shall be liable for all costs associated and shall reimburse the fiscal agent for the amount.

5.12 Member districts requiring initial intellectual, achievement, or psychological evaluations will be charged FOUR HUNDRED DOLLARS (\$400). Any initially required Audiological or Otological examinations/evaluations will be charged the fee of the professional performing the evaluation.

## **6. Legal Responsibilities**

6.1 Each Member District with resident students receiving services under this Agreement shall be solely responsible for the provision of a Free Appropriate Public Education ("FAPE") required for each student. Students who reside in another Member District and who attend Cluster Sites are not considered legal transfers of Irving ISD, Fiscal Agent. The sending District continues to serve the role as the LEA to the extent permitted by TEA, Member Districts where the student resides or where students are enrolled will be counted in that Member District's accountability report.

6.2 The Member District wherein the student resides or in which the student is enrolled is responsible for legal costs, court costs and attorney's fees, resulting from litigation directly involving that student including but not limited to special education due process hearings brought pursuant to the IDEA. The Member District shall have the right to control the defense of such action, and shall be responsible for all costs in such defense and all damages and obligations arising therefrom.

6.3 If the IRDSPD SSA, the Fiscal Agent, and/or any of their respective employees, agents or officers are named as a party in litigation under the IDEA (a Special Education Due Process Hearing or lawsuit filed in Federal or State Court) or Section 504 of the Rehabilitation Act or the Americans with Disabilities Act, involving a student being served under this Agreement, the Member District wherein the student resides remains responsible for legal costs, court costs, attorney's fees and damages or settlement costs resulting from litigation directly involving such student including reimbursement to the IRDSPD SSA or the Fiscal Agent for any such costs incurred by the IRDSPD SSA or the Fiscal Agent.

6.4 Each Member District shall be responsible for legal fees incurred due to complaints, grievances, or litigation arising from or related to an employee with whom the Member District has an employment contract or with whom the Member District has an employment relationship. The Fiscal Agent shall be responsible for legal fees incurred due to complaints, grievances, or litigation arising from or related to an employee with whom it has an employment contract or employment relationship.

6.5 The legal responsibilities stated herein shall survive the expiration of this contract should litigation arise from events that occurred during the term of the contract.

6.6 The Member Districts and the Fiscal Agent agree to negotiate in good faith in an effort to resolve any disputes that may arise among or between some or all of the parties to this Agreement. If the dispute cannot be resolved by negotiations, the dispute shall be submitted to mediation before resort to litigation. If the need for mediation arises a mutually acceptable mediator shall be chosen by the parties to the dispute who shall share the cost of mediation services based upon an equal split among the Member Districts. The Fiscal Agent shall contribute an equal share in the cost for mediation. Mediation is a voluntary dispute resolution process in which the parties to the dispute meet with an impartial person called a mediator, who will help resolve the dispute informally and confidentially. Mediators facilitate the resolution of dispute but cannot impose binding decisions. The parties to the dispute must agree before any settlement is binding. If legal action ensues, venue shall lie in Dallas County.

6.7 Except as otherwise provided herein, each Member District and IRDSPD SSA bears its own risk of loss. "Loss" includes, but is not limited to, damage to or loss of personal or real property, costs of administrative hearings, litigation expenses, awards of actual damages, court costs, attorney fees, and settlement costs.

**7. Cluster Sites**

7.1 The IRDSPD Cluster Sites will be located within Irving ISD boundaries at locations as determined by the IRDSPD chief administrator.

**8. Interpreter Services for School Sponsored Activities Outside the Instructional Day**

8.1 It is the responsibility of the Member District of the AI student's residence fund interpreter services for students participating in after-school non-academic activities. This includes, but is not limited to, UIL events, athletics, extra-curricular, tutoring and any other extra-curricular activity sponsored by a school district. Irving ISD will make available interpreter services based upon a fee as determined by Irving ISD.

8.2 Enrollment into summer enrichment programs will be at the discretion of the Member District. Irving ISD will make available interpreter services based on a fee as determined by Irving ISD.

**11. The Agreement**

TR initials

11.1 This agreement will be automatically renewed by each Member District Annually unless notification of withdrawal is given by a Member District of the Fiscal Agent or the program is otherwise terminated by action of TEA.

Grand  
Prairie  
ISD

TR  
initials

11.2 This Agreement will supersede all previous agreements among the parties in relation to the operation of the IRDSPD SSA.

11.3 This Agreement will apply to and bind the representatives and successors in interest of the parties to this Agreement.

11.4 This Agreement is governed by the laws of the State of Texas.

11.5 If any provision of this Agreement becomes or is held to be in violation of any law or unenforceable, then the invalidity of that provision will not invalidate the remaining provisions. The Member Districts agree that all remaining provisions of this Agreement will remain in effect.

11.6 Citations of and references to any specific federal or state statute or administrative regulation in this Agreement include any amendment to or successor of that statute or regulation.

11.7 The effectiveness of this Agreement is conditioned upon the approval of the Texas Commissioner of Education, pursuant to Education Code § 29.007.

11.8 It is understood and agreed that this Agreement may be executed in a number of identical counterparts, each of which shall be deemed an original for all purposes.

11.9 It is agreed and understood that the terms of this Agreement shall not be modified absent written agreement of all parties.

Executed on this 1st day of July 2020.


Duncanville Independent School District

\_\_\_\_\_  
Superintendent Signature

\_\_\_\_\_  
Date of Approval

Executed on this 1st day of July 2020.

Grand Prairie Independent School District



Interim Deputy Superintendent of Business Signature

5-15-2020

Date of Approval

Executed on this 1st day of July 2020.

Irving Independent School District

---

Superintendent

---

A.D. Jenkins, President  
Board of Trustees  
Irving Independent School District

**Attest:**

---

Randy Randle, Secretary  
Board of Trustees  
Irving Independent School District

**Approved as to Form Only:**

---

David Bunger, Attorney  
General Counsel  
Irving Independent School District

EXHIBIT A

IRVING REGIONAL DAY SCHOOL FOR THE DEAF AVERAGE

COSTS PER STUDENT IN A CLUSTER SITE = \$12,000\*

|                                      |          |
|--------------------------------------|----------|
| Classroom Teachers                   | 8,800    |
| Educational Diagnosticians           | 1,069    |
| Educational Audiologists             | 1,200    |
| Speech                               | 949      |
| Paraprofessionals/Interpreters       | 5863     |
| Counselor                            | 262      |
| Administrative                       | 184      |
| Audiological Costs                   | 538      |
| Equipment                            | 632      |
| Supplies/Materials                   | 295      |
| Professional Development of Teachers | 200      |
| Indirect Costs                       | 500      |
| Substitutes                          | 250      |
| Total                                | \$20,900 |

Deaf State and Federal Budgets – 2019/2020

- State Deaf Funds = \$859,479
- IDEA-B Discretionary Deaf (Preschool and Formula)
- IDEA-C – ECI Deaf

66 students = \$8,931.00 per student

Cost of educating student versus Deaf State and Federal monies

\$20,931

\$8,931

Amount Due Per Student \$ 12,000\*

\* Cost for students not placed within lower functioning classrooms

IRVING REGIONAL DAY SCHOOL PROGRAM FOR THE DEAF

ADDITIONAL SHARED SERVICES ARRANGEMENT COSTS

Low Functioning Classes:

Need for teacher assistant; students escorted to restrooms; more one on one assistance; class size smaller; average teacher assistant's salary - \$25,000

Per child cost (low functioning class)  $\$3,000 + \$12,000 = \$15,000$

IRVING REGIONAL DAY SCHOOL PROGRAM FOR THE DEAF

ITINERANT/PARENT INFANT STUDENT COSTS

Itinerant/Parent Teacher Visits in home district

Average Teacher Cost= \$74,333

Itinerant Teacher Visits Per Week= approximately 20 visits

Cost per one visit per week = \$3.700\*

- \* Average travel cost per itinerant teacher- \$300 per month
- \*\* No funding from State for consultation/monitor services
- \*\*\* Average travel cost per itinerant teacher - \$275 per month







**CONSENT ITEM – BIDS**  
6/29/2020

**TOPIC:** Consider Approval of Item # 2020-33 Approving the Award of Request for Quote (RFQ) #20-72-908 for the Purchase and Installation of Dell EMC Equipment (A. McQuarters, J. Pilgrim)

**SUBMITTED BY:** A. McQuarters and J. Pilgrim

**BACKGROUND:** On May 26, 2020, Request for Quote (RFQ#20-72-908), was issued at the request of the Technology Services Department for the purchase of Data Center Server Equipment which consists of a Primary DC (Domain Controller) for the Administration Building and a CR Vault (Cyber Recovery) to be located at Singley Academy. This equipment will replace the current equipment which will reach its end-of-life soon. It will significantly enhance the district's cybersecurity infrastructure. The request was sent to eight vendors authorized to provide a quote for the specific equipment and services requested. On June 9, 2020 Purchasing received three (3) responses. All three responses met the minimum qualifications, requirements and specifications of the quote request. Following the evaluation of the quotes received, Thomas Galloway Corporation, DBA Technologent provided the quote which represents the best pricing and value to Irving ISD.

**FUNDING SOURCE:** General Funds

**COSTS:** Total cost is \$514,000.00

**ADMINISTRATIVE RECOMMENDATION:** The Administration recommends the Board approve the Award of RFQ #20-72-908 for the Purchase and Installation of Dell EMC Equipment to Thomas Galloway Corporation, DBA Technologent.

**RECOMMENDED BOARD ACTION:** I move the Board approve the Award of RFQ # 20-72-908 for the Purchase and Installation of Dell EMC Equipment to Thomas Galloway Corporation, DBA Technologent

Additional Agenda Sheets Attached:  Yes  No


## AGENDA SHEET

**Meeting Date:**6/29/2020

**Topic:** Consider Approval of Item No. 2020-33 Approving the Award of RFP #20-72-908 to Technolgent.

|  |   |
|--|---|
| <b>Item No.</b>  | 2020-33   |
| <b>Recommended Vendor(s)</b>                             | Thomas Galloway Corporation, DBA Technolgent                        |
| <b>Contract Type (e.g. Co-op, RFP)</b>                   | RFQ 20-72-908   |
| <b>Contract Term or One Time Purchase</b>                | One Time Purchase   |
| <b>Sole Source Vendor &amp; Documentation</b>            | NA  |
| <b>Vendor is at least 51% woman or minority business</b> | <input type="checkbox"/> Yes <input checked="" type="checkbox"/> No |

TO THE BEST OF MY KNOWLEDGE, THE RECOMMENDED VENDOR PROVIDES THE BEST VALUE FOR THE DESCRIBED GOODS OR SERVICES. I FURTHER CERTIFY THE ADMINISTRATION HAS COMPLETED WITH THE PROCUREMENT PROCEDURES REQUIRED BY APPLICABLE STATE AND FEDERAL STATUTES AND REGULATIONS, BOARD POLICY CH(LOCAL).

  
JEROME PILGRIM  
DIRECTOR OF PURCHASING

Attachments:

- 1: Recommendation Memo - Alvin McQuarters dated 6/16/2020
- 2: Purchasing Memo - Jerome Pilgrim dated 6/16/2020



# MEMO

---

**DATE:** June 15, 2020

**TO:** Jerome Pilgrim, Director of Purchasing

**FROM:** Alvin McQuarters, Chief of Technology and Innovation

**CC:** Magda Hernandez, Superintendent of Schools  
Devin Glasco, Server Manager

**RE:** Consider Approval of Request for Quote (RFQ) #20-72-908 for Data Center Server Equipment

We are requesting the Irving ISD Board of Trustees to approve Technologent’s proposal to provide Server Backup Equipment for the district’s Data Center. This equipment will replace the district’s aging backup solution which will reach its end-of-life soon and significantly enhance the district’s cybersecurity infrastructure. The new equipment will be used to increase our backup capacity and defend against ransomware. The new equipment will also significantly enhance our flexibility to recover critical services when needed.

The companies that submitted proposals to the RFQ are listed in the table below. The rankings were based on the vendors’ proposals meeting the equipment specifications in the RFQ and the total cost of their proposal.

| Overall Rank | Vendors      | Cost         |
|--------------|--------------|--------------|
| 1            | Technologent | \$514,000.00 |
| 2            | Dell         | \$669,897.62 |
| 3            | NetSync      | \$686,614.10 |

**Table 1 – Vendor Ranking**

**Sources of Funding:** Technology Maintenance and Operations budget.

**Special Funding Considerations:** There are no special funding considerations for this purchase.

Sincerely Yours,

Alvin McQuarters

**IRVING**  
*Independent School District*  
**PURCHASING DEPARTMENT**

Date: June 16, 2020

TO: Board of Trustees,  
Magda Hernandez, Superintendent of Schools

FROM: Jerome Pilgrim, Director of Purchasing


SUBJECT: Recommendation of Award 20-72-908 Dell EMC Equipment and Installation

---

The Purchasing Department concurs with the recommendation from the Technology Department to award Request for Proposal (RFQ) #20-72-908 for the Purchase of Dell EMC Equipment (Domain Controller & Cyber Recovery Vault) to Thomas Galloway Corporation, DBA Technogent. The recommend purchase price is \$514,000.00 9 (General Funds). This is a one time Purchase.

On June 9, 2020, Irving ISD received three (3) proposals in response to the RFQ. Following evaluation all three proposals were considered to be compliant to the terms, conditions scope and specifications of the RFQ request. The quote from Technogent was determined to be the lowest priced quote providing the best value for Irving ISD.

TO THE BEST OF MY KNOWLEDGE, THE RECOMMENDED CONTRACTOR PROVIDES THE BEST VALUE FOR THE DESCRIBED PROJECT. I FURTHER CERTIFY THE ADMINISTRATION HAS COMPLETED THE PROCUREMENT PROCEDURES REQUIRED BY APPLICABLE STATE AND FEDERAL STATUTES AND REGULATIONS, BOARD POLICY CH(LOCAL).

  
JEROME PILGRIM  
DIRECTOR OF PURCHASING



**CONSENT ITEM – RFCSP  
6/29/2020**

**TOPIC:** Consider Approval of Item No. 2020-34 Approving Award of Request for Competitive Sealed Proposal (RFCSP) #20-62-914 for Roof Repairs at Elliott Elementary School and Execute the Construction Agreement.

**SUBMITTED BY:** (J. Scrivner / J. Pilgrim)

**BACKGROUND:** On May 29, 2020 Irving ISD received eleven (11) proposals in response to RFCSP #20-62-914 for Roof Repairs at Elliott Elementary School. Following the evaluation of proposals by the Facility Services Department with the assistance of the district's contracted roof consultant (Armko Industries, Inc.), Castro Roofing of Texas ranked highest as the most qualified contractor.

The administration therefore recommends that the Board award RFCSP #20-62-914 for Roof Repairs at Elliott Elementary School to Castro Roofing of Texas in the amount of \$1,482,600. This amount includes a contingency amount of \$70,600 for ancillary, unexpected, and unforeseen work that is within project scope and necessary to complete the project. Castro Roofing of Texas has previously replaced and repaired multiple roofs for Irving ISD and the District has been very satisfied with their performance. Attached is the AIA contract to be executed for this work.

**FUNDING SOURCE:** Funding for this project will be provided through Irving ISD special project funds.

**ADMINISTRATIVE RECOMMENDATION:** The Administration Recommends Approval of the award of RFCSP #20-62-914 for Roof Repairs at Elliott Elementary School and Execute the Construction Agreement

**RECOMMENDED BOARD ACTION:** I Move that the Board Approve the Award of RFCSP #20-62-914 for Roof Repairs at Elliott Elementary School and Execute the Construction Agreement

Additional Agenda Sheets Attached:  Yes  No


AGENDA SHEET

Meeting Date:6/29/2020

**TOPIC:** Consider Approval of Item No. 2020-34 Approving Award of Request for Competitive Sealed Proposal (RFCSP) #20-62-914 for Roof Repairs at Elliott Elementary School

|   |                         |
|---|-------------------------|
| Item No.  | 2020-34                 |
| Recommended Vendor                                | Castro Roofing of Texas |
| Contract Type (e.g. Co-op, RFP)                   | RFCSP #20-62-914        |
| Contract Term or One Time Purchase                | One Time Project        |
| Sole Source Vendor & Documentation                | N/A                     |
| Vendor is at least 51% woman or minority business | No                      |

TO THE BEST OF MY KNOWLEDGE, THE RECOMMENDED CONTRACTOR PROVIDES THE BEST VALUE FOR THE DESCRIBED PROJECT. I FURTHER CERTIFY THE ADMINISTRATION HAS COMPLETED THE PROCUREMENT PROCEDURES REQUIRED BY APPLICABLE STATE AND FEDERAL STATUTES AND REGULATIONS, BOARD POLICY CH(LOCAL).

  
JEROME PILGRIM  
DIRECTOR OF PURCHASING

Attachment:

1. Attachment A1, A2 – Summary Evaluation & Ranking
2. Award Recommendation (Jim Scrivner) dated June 15, 2020
3. Purchasing Memo dated June 16, 2020
4. AIA Agreement Document A105TM – 2017

| <b>Attachment A1</b><br><b>Summary of Evaluation &amp; Ranking</b><br><b>RFCSP #20-62-914 for Roof Repairs at Elliott Elementary School</b> |             |                               |
|---|-------------|-------------------------------|
| <b>Company</b>  | <b>Rank</b> | <b>Summary Score</b>          |
| Castro Roofing Services   | 1           | 90.23                         |
| Progressive Roofing   | 2           | 89.34                         |
| Alto Vista Roofing, Inc   | 3           | 88.8                          |
| Precision Waterproofing & Roofing   | 4           | 85.81                         |
| Crawford RW LLC   | 5           | 82.72                         |
| Roof Management Services, Inc   | 6           | 82.11                         |
| CBS Roofing Services  | 7           | 79.74                         |
| Heritage One Roofing, Inc.  | 8           | 79.18                         |
| Green General Contractors, LLC  | 9           | 77                            |
| CS Advantage USAA, Inc.   | 10          | 59.98                         |
| JJ Red Commerical Roofing, LLC  | 11          | Non-Responsive, Not Evaluated |

RFP #20-02-014 For Roof Repairs at Elliott Elementary School

| EVALUATION CRITERIA  |                   | Vendor         | Vendor                  | Vendor                        | Vendor                     | Vendor                         | Vendor                            | Vendor               | Vendor              | Vendor          | Vendor                  |
|--|-------------------|----------------|-------------------------|-------------------------------|----------------------------|--------------------------------|-----------------------------------|----------------------|---------------------|-----------------|-------------------------|
|  |                   | Castro Roofing | Alto Vista Roofing, Inc | Roof Management Services, Inc | Heritage One Roofing, Inc. | Green General Contractors, LLC | Precision Waterproofing & Roofing | CBS Roofing Services | Progressive Roofing | Crawford RW LLC | CS Advantage USAA, Inc. |
| <b>Parameters:</b>   | <b>Max Points</b> |                |                         |                               |                            |                                |                                   |                      |                     |                 |                         |
| Actual Price   | Weight (%)        |                |                         |                               |                            |                                |                                   |                      |                     |                 |                         |
| 1. The Purchase Price.   | 40                | 30.23          | 38.80                   | 30.11                         | 34.18                      | 40.00                          | 35.81                             | 34.74                | 39.34               | 37.72           | 32.98                   |
| 2. Offerors Experience;  | 10                | 10.00          | 10.00                   | 10.00                         | 10.00                      | 10.00                          | 10.00                             | 10.00                | 10.00               | 10.00           | 0.00                    |
| 3. Offeror's Reputation;   | 10                | 10.00          | 10.00                   | 10.00                         | 10.00                      | 10.00                          | 10.00                             | 10.00                | 10.00               | 10.00           | 0.00                    |
| 4. Quality of Offeror's Goods and/or Services;   | 15                | 15.00          | 15.00                   | 15.00                         | 15.00                      | 4.00                           | 15.00                             | 15.00                | 15.00               | 15.00           | 15.00                   |
| 5. ) Impact on the Ability of the District to Comply with Rules and Policies Relating to Historically Underutilized Businesses; is the firm a certified HUB or DM/WBE? | 5                 | 5.00           | 0.00                    | 2.00                          | 0.00                       | 3.00                           | 0.00                              | 0.00                 | 0.00                | 0.00            | 2.00                    |
| 6. Proposed Personnel;   | 5                 | 5.00           | 5.00                    | 5.00                          | 0.00                       | 0.00                           | 5.00                              | 0.00                 | 5.00                | 0.00            | 0.00                    |
| 7. Offeror's Financial Capabilities Appropriate to Size and Scope of Project;  | 5                 | 5.00           | 0.00                    | 0.00                          | 0.00                       | 0.00                           | 0.00                              | 0.00                 | 0.00                | 0.00            | 0.00                    |
| 8. Other Appropriate Factors that Demonstrate Qualifications;  | 10                | 10.00          | 10.00                   | 10.00                         | 10.00                      | 10.00                          | 10.00                             | 10.00                | 10.00               | 10.00           | 10.00                   |
| <b>Total Points</b>  | <b>100</b>        | <b>90.23</b>   | <b>88.80</b>            | <b>82.11</b>                  | <b>79.18</b>               | <b>77.00</b>                   | <b>85.81</b>                      | <b>79.74</b>         | <b>89.34</b>        | <b>82.72</b>    | <b>59.98</b>            |
| <b>Notes</b>   |                   |                |                         |                               |                            |                                |                                   |                      |                     |                 |                         |




## MEMO

---

**DATE:** June 15, 2020

**TO:** Jerome Pilgrim  
Director of Purchasing

**FROM:** Jim Scrivner   
Executive Director of Facilities & School Support Services

**CC:** Gary Micinski  
Chief Financial Officer

**RE:** Award Recommendation for Request for Competitive Sealed Proposal (RFCSP) #20-62-914 for Roof Repairs at Elliott Elementary School

Facility Services recommends approve the award of RFCSP #20-62-914 for Roof Repairs at Elliott Elementary School to Castro Roofing of Texas, in the amount of \$1,482,600. This amount includes a contingency amount of \$70,600 for ancillary, unexpected, and unforeseen work that is within project scope and necessary to complete the project.

Irving ISD received eleven (11) proposals in response to RFCSP #20-62-914 for Roof Repairs at Elliott Elementary School. Following evaluation of the proposals, beginning with the lowest priced proposal, Castro Roofing of Texas ranked highest as the most qualified contractor. Castro Roofing of Texas has previously replaced and repaired multiple roofs for Irving ISD and the District has been very satisfied with their performance. Proposals were evaluated by the Facility Services Department with the assistance of the district's contracted roof consultant, Armko Industries, Inc.

Should the board approve this award, the start date is estimated to be July 10, 2020 with a substantial completion date of October 16, 2020.

Jim Scrivner,  
Executive Director of Facilities & School Support Services

  
**IRVING**  
*Independent School District*  
**PURCHASING DEPARTMENT**

DATE: June 16, 2020

TO: Board of Trustees,  
Magda Hernandez, Superintendent of Schools

FROM: Jerome Pilgrim, Director of Purchasing

SUBJECT: Recommendation: Award of RFCSP #20-62-914 for Roof Repairs at Elliott Elementary School


On May 29, 2020, Irving ISD Purchasing received the following eleven (11) proposals in response to RFCSP #20-62-914 for Roof Repairs at Elliott Elementary School:

1. CBS Roofing Services
2. Castro Roofing
3. Heritage One Roofing Inc.
4. Roof Management Services
5. Progressive Roofing, Inc.
6. Alto Vista Roofing, Inc
7. JJ Red Commercial Roofing, LLC
8. Green General Contractors, LLC
9. Precision Waterproofing & Roofing
10. Crawford RW LLC
11. CS Advantage USAA, Inc.

The proposals were evaluated for responsiveness by the Purchasing Department. Facility Services along with the district's roofing consultant, Armko Industries evaluated and ranked the proposals. Following evaluation of proposals, the committee scored Castro Roofing Services as the highest ranked proposal. (Refer to Attachment A1, A2 - Summary of Evaluation & Ranking).

The recommended amount of award is \$1,482,600, which includes a contingency amount of \$70,600 for ancillary, unexpected, and unforeseen work that is within project scope and necessary to complete the project.

TO THE BEST OF MY KNOWLEDGE, THE RECOMMENDED CONTRACTOR PROVIDES THE BEST VALUE FOR THE DESCRIBED PROJECT. I FURTHER CERTIFY THE ADMINISTRATION HAS COMPLETED THE PROCUREMENT PROCEDURES REQUIRED BY APPLICABLE STATE AND FEDERAL STATUTES AND REGULATIONS, BOARD POLICY CH(LOCAL).

  
JEROME PILGRIM  
DIRECTOR OF PURCHASING


**AIA® Document A105™ – 2017**
**Standard Short Form of Agreement Between Owner and Contractor**

**AGREEMENT** made as of the 29<sup>th</sup> day of June in the year 2020

*(In words, indicate day, month and year.)*

**BETWEEN** the Owner:

*(Name, legal status, address and other information)*

Irving Independent School District: a Political Subdivision of the State of Texas  
2621 West Airport Freeway  
Irving, Texas 75062  
(972) 600-5100

and the Contractor:

*(Name, legal status, address and other information)*

Castro Roofing of Texas  
4854 Olson Drive  
Dallas, Texas 75227  
(214) 381-8108

for the following Project:

*(Name, location and detailed description)*

Irving ISD Roof Repair Project at Elliot Elementary

The Architect/Engineer:

*(Name, legal status, address and other information)*

Armko Industries, Inc.  
1320 Spinks Road  
Flower Mound, Texas 75028  
972-874-1388

This document has important legal consequences. Consultation with an attorney is encouraged with respect to its completion or modification.

The Owner and Contractor agree as follows.

To complete the Project in accordance with the plans and specifications and this Contract to achieve the results specified in Irving Independent School District's solicitation.

The Owner and Contractor agree as follows.

**ADDITIONS AND DELETIONS:**

The author of this document has added information needed for its completion. The author may also have revised the text of the original AIA standard form. An *Additions and Deletions Report* that notes added information as well as revisions to the standard form text is available from the author and should be reviewed. A vertical line in the left margin of this document indicates where the author has added necessary information and where the author has added to or deleted from the original AIA text.

This document has important legal consequences. Consultation with an attorney is encouraged with respect to its completion or modification.

TABLE OF ARTICLES

- 1 THE CONTRACT DOCUMENTS
- 2 DATE OF COMMENCEMENT AND SUBSTANTIAL COMPLETION
- 3 CONTRACT SUM
- 4 PAYMENTS
- 5 INSURANCE
- 6 GENERAL PROVISIONS
- 7 OWNER
- 8 GENERAL CONTRACTOR
- 9 ARCHITECT/ENGINEER
- 10 CHANGES IN THE WORK
- 11 TIME
- 12 PAYMENTS AND COMPLETION
- 13 PROTECTION OF PERSONS AND PROPERTY
- 14 CORRECTION OF WORK
- 15 MISCELLANEOUS PROVISIONS
- 16 TERMINATION OF THE CONTRACT
- 17 OTHER TERMS AND CONDITIONS

**ARTICLE 1 THE CONTRACT DOCUMENTS AND THE ORDER OF PERFORMANCE**

The Contractor shall complete the Work described in the Contract Documents for the Project. The Contract Documents consist of

- .1 this Contract signed by the Owner and Contractor;
- .2 the drawings and specifications, including any addendums thereto, supplied in the Owner's Request for Competitive Sealed Proposals # 20-62-914
- .3 Other addenda prepared by the Engineer as follows:
 

| Number     | Date      | Pages |
|------------|-----------|-------|
| Addendum 1 | 5-22-2020 | 44    |
| Addendum 2 | 5-26-2020 | 5     |
| Addendum 3 | 5-27-2020 | 1     |

*(Paragraphs deleted)*

- .4 written orders for changes in the Work, issued after execution of this Contract;
- .5 other documents, if any, identified as follows:

§ 1.2 The order of precedence of said Contract Documents shall be: (1) this Contract; (2) the Owner's Request for Competitive Sealed Proposals # 20-62-914, including any addendums thereto; (3) written orders for changes in the Work issued after execution of this Contract; and (4) the Contractor's Proposal, including any amendment thereto, that is formally accepted by Board of Trustees of the Owner awarding the Work for this Project.

**ARTICLE 2**

§ 2.1 The Contract Time is the number of calendar days available to the Contractor to substantially complete the Work.

**§ 2.2 DATE OF COMMENCEMENT**

Unless otherwise set forth below, the date of commencement shall be the date of this Contract.  
*(Insert the date of commencement if other than the date of this Agreement.)*

**§ 2.3 Substantial Completion:**

Subject to adjustments of the Contract Time as provided in the Contract Documents, the Contractor shall achieve Substantial Completion, as defined in Section 12.5, of the entire Work by:  
*(Check the appropriate box and complete the necessary information.)*

Not later than ( ) calendar days from the date of commencement.

By the following date: October 16, 2020

**ARTICLE 3**

§ 3.1 The Contract Sum shall include all items and services necessary for the proper execution and completion of the Work. Subject to additions and deductions in accordance with Article 10, the Contract Sum is:

One million, Four hundred eighty-two thousand, Six hundred Dollars (\$1,482,600.00)

**CONTRACT SUM**

§ 3.2 For purposes of payment, the Contract Sum includes the following values related to portions of the Work:  
*(Itemize the Contract Sum among the major portions of the Work.)*

| Portion of the Work | Value |
|---------------------|-------|
|---------------------|-------|

§ 3.3 The Contract Sum is based upon the following alternates, if any, which are described in the Contract Documents and hereby accepted by the Owner:

*(Identify the accepted alternates. If the bidding or proposal documents permit the Owner to accept other alternates subsequent to the execution of this Agreement, attach a schedule of such other alternates showing the amount for each and the date when that amount expires.)*

Alternate I dated 5-22-2020

§ 3.4 Allowances, if any, included in the Contract Sum are as follows:  
*(Identify each allowance.)*

| Item            | Price     |
|-----------------|-----------|
| Owner Allowance | 70,600.00 |

§ 3.5 Unit prices, if any, are as follows:

*(Identify the item and state the unit price and quantity limitations, if any, to which the unit price will be applicable.)*

*(Table deleted)*

**ARTICLE 4 PAYMENTS**

**§ 4.1** Based on Contractor's Applications for Payment certified by the Engineer, the Owner shall pay the Contractor, in accordance with Article 12, as follows:

*(Insert below timing for payments and provisions for withholding retainage, if any.)*

The period covered by each Application for Payment shall be one calendar month on the last day of the month. Owner shall withhold from each payment 5% of the payment as retainage

**§ 4.2** Payments due and unpaid under the Contract Documents shall bear interest from the date payment is due at the rate below, or in the absence thereof, at the legal rate prevailing at the place of the

*(Paragraphs deleted)*

Project, and in accordance with Chapter 2251 of the Texas Government Code as applicable to Owner.

**ARTICLE 5 INSURANCE**

**§ 5.1** The Contractor shall provide, prior to issuance of a Notice to Proceed, and maintain the following types and limits of insurance until the expiration of the period for correction of Work as set forth in Section 14.2, subject to the terms and conditions set forth in this Section 5.1:

**§ 5.1.1** Commercial General Liability insurance for the Project, written on an occurrence form, with policy limits of not less than Two Million (\$ 2,000,000 ) each occurrence, Four Million (\$ 4,000,000 ) general aggregate, and Two Million (\$ 2,000,000 ) aggregate for products-completed operations hazard.

**§ 5.1.2** Automobile Liability covering vehicles owned, and non-owned vehicles used, by the Contractor, with policy limits of not less than Two Million (\$ 2,000,000 ) per accident, for bodily injury, death of any person, and property damage arising out of the ownership, maintenance, and use of those motor vehicles along with any other statutorily required automobile coverage.

**§ 5.1.3** The Contractor may achieve the required limits and coverage for Commercial General Liability and Automobile Liability through a combination of primary and excess or umbrella liability insurance, provided that such primary and excess or umbrella insurance policies result in the same or greater coverage as those required under Section 5.1.1 and 5.1.2, and in no event shall any excess or umbrella liability insurance provide narrower coverage than the primary policy. The excess policy shall not require exhaustion of the underlying limits only through the actual payment by the underlying insurers.

**§ 5.1.4** Workers' Compensation at statutory limits.

**§ 5.1.5** Employers' Liability with policy limits not less than Two Hundred Thousand (\$ 200,000 ) each accident, One Million (\$ 1,000,000 ) each employee, and Two Hundred Thousand (\$ 200,000 ) policy limit.

**§ 5.1.6** The Contractor shall provide builder's risk insurance to cover the total value of the entire Project on a replacement cost basis.

**§ 5.1.7**

*(Paragraphs deleted)*

The Contractor shall provide excess liability insurance to apply in the event of exhaustion of other liability insurance, in an amount no less than (\$4,000,000)

**§ 5.1.8 Other Insurance Provided by the Contractor**

*(List below any other insurance coverage to be provided by the Contractor and any applicable limits.)*

**1 Workers' Compensation Insurance.** A copy of a certificate of insurance, a certificate of authority to self-insure issued by the Texas Department of Insurance (TDI), or a coverage agreement (DWC-84) showing statutory Workers' Compensation coverage of the Contractor's employees providing services on a Project is required for the duration of the Project.

**.2** Duration of the Project includes the time from the beginning of the Work on the Project until Contractor's work on the Project has been completed and accepted by the Owner.

**.3** Persons providing services on the Project ("subcontractor" in Texas Labor Code section 406.096) include all persons or entities performing all or part of the services the Contractor has undertaken to perform on the Project regardless of whether that person has employees. This includes, without limitation, independent contractors, subcontractors, leasing companies, motor carriers, owner-operators, employees of any such entity, or employees of any entity that furnishes persons to provide services on the Project.

**.4** Services include, without limitation, providing, hauling, or delivering equipment or materials, or providing labor, transportation, or other services related to the Project. Services do not include activities unrelated to the Project, such as food/beverage vendors, office supply deliveries, and delivery of portable toilets.

**.5** The Contractor shall provide coverage, based on proper reporting of classification codes and payroll amounts and filing of any coverage agreements, which meets the statutory requirements of Section 401.011(44) of the Texas Labor Code for all employees of the Contractor providing services on the Project for the duration of the Project.

**.6** The Contractor must provide a certificate of coverage to the Owner prior to being awarded the Contract.

**.7** If the coverage period shown on the Contractor's current certificate of coverage ends during the duration of the Project, the Contractor must, prior to the end of the coverage period, file a new certificate of coverage with the Owner showing that coverage has been extended.

**.8** The Contractor shall obtain from each person providing services on the Project and provide to the Owner:

**.8.1** A certificate of coverage, prior to that person beginning work on the Project, so the Owner will have on file certificates of coverage showing coverage for all persons providing services on the Project; and

**.8.2** No later than seven (7) calendar days after receipt by the Contractor, a new certificate of coverage showing extension of coverage, if the coverage period shown on the current certificate of coverage ends during the duration of the Project.

**.9** The Contractor shall retain all required certificates of coverage for the duration of the Project and for one year thereafter.

**.10** The Contractor shall notify the Owner in writing by certified mail or personal delivery, within ten (10) calendar days after the Contractor knew or should have known, of any change that materially affects the provision of coverage of any person providing services on the Project.

**.11** The Contractor shall post on each Project site a notice, in the text form, and manner prescribed by the TDI informing all persons providing services on the Project that they are required to be covered, and stating how a person may verify coverage and report lack of coverage.

**.12** The Contractor shall contractually require each person with whom it contracts to provide services on the Project, to:

**.12.1** Provide coverage, based on proper reporting of classification codes and payroll amounts and filing of any coverage agreements, which meets the statutory requirements of Texas Labor Code section 401.011(44) for all of its employees providing services on the Project for the duration of the Project.

**.12.2** Provide to the Contractor, prior to that person beginning work on the Project, a certificate of coverage showing that coverage is being provided for all employees of the person providing services on the Project for the duration of the Project.

**.12.3** Provide the Contractor, prior to the end of the coverage period, a new certificate of coverage showing extension of coverage, if the coverage period shown on the current certificate of coverage ends during the duration of the Project.

**.12.4** Obtain from each other person with whom it contracts, and provide to the Contractor:

- .1 A certificate of coverage, prior to the other person beginning work on the Project; and
- .2 A new certificate of coverage showing extension of coverage, prior to the end of the coverage period, if the coverage period shown on the current certificate of coverage ends during the duration of the Project.

.12.5 Retain all required certificates of coverage on file for the duration of the Project and for one year thereafter.

.12.6 Notify the Owner in writing by certified mail or personal delivery, within ten (10) calendar days after the person knew or should have known, of any change that materially affects the provision of coverage of any person providing services on the Project; and

.12.7 Contractually require each person with whom it contracts to perform as required by items 1-6, with the certificates of coverage to be provided to the person for whom they are providing services.

.13 By signing this Contract or providing or causing to be provided a certificate of coverage, the Contractor is representing to the Owner that all employees of the Contractor who will provide services on the project will be covered by workers' compensation coverage for the duration of the Project, that the coverage will be based on proper reporting of classification codes and payroll amounts and that all coverage agreements will be filed with the appropriate insurance carrier or, in the case of a self-insured, with the TDI's Division of Self-Insurance Regulation. Providing false or misleading information may subject the Contractor to administrative penalties, criminal penalties, civil penalties or other civil actions.

.14 The Contractor's failure to comply with any of these provisions is a breach of this Contract by the Contractor that entitles the Owner to declare the Contract void if the Contractor does not remedy the breach within ten (10) calendar days after receipt of notice of breach from the Owner.

.15 The coverage requirement recited above does not apply to sole proprietors, partners, and corporate officers who are excluded from coverage in an insurance policy or certificate of authority to self-insure that is delivered, issued for delivery or renewed on or after January 1, 1996, buy only to the extent permitted by Texas law.

**Coverage Limits**

§ 5.2 The Owner shall provide property insurance or self-insurance to cover the value of the Owner's property, including any Work provided under this Contract.

§ 5.3 The Contractor shall obtain an endorsement to its Commercial General Liability insurance policy to provide coverage for the Contractor's obligations under Section 8.12 before the Contractor commences any Work on the Project. The Contractor shall provide the Owner with a copy of said endorsement before the Contractor commences any Work on the Project.

§ 5.4 Prior to commencement of the Work, each party shall provide certificates of insurance showing their respective coverages.

§ 5.5 Unless specifically precluded by the Owner's property insurance policy, the Owner and Contractor waive all rights against (1) each other and any of their subcontractors, suppliers, agents, and employees, each of the other; and (2) the Engineer, Engineer's consultants, and any of their agents and employees, for damages caused by fire or other causes of loss to the extent those losses are covered by property insurance or other insurance applicable to the Project, except such rights as they have to the proceeds of such insurance. Said waiver of all rights is null and void for the Contractor if the Contractor ever fails to maintain any of the insurance coverage required by this Contract.

**ARTICLE 6 GENERAL PROVISIONS**

**§ 6.1 The Contract**

The Contract represents the entire and integrated agreement between the parties and supersedes prior negotiations, representations or agreements, either written or oral. The Contract may be amended or modified only by a written modification in accordance with Article 10.

**§ 6.2 The Work**

The term "Work" means the construction and services required by the Contract Documents, and includes all other labor, materials, equipment, and services provided, or to be provided, by the Contractor to fulfill the Contractor's obligations.

**§ 6.3 Intent**

The intent of the Contract Documents is to include all items necessary for the proper execution and completion of the Work by the Contractor. The Contract Documents are complementary, and what is required by one shall be as binding as if required by all.

**§ 6.4 Ownership and Use of Architect's/Engineers Drawings, Specifications and Other Documents**

Documents prepared by the Architect/Engineer are instruments of the Engineer's service for use solely with respect to this Project. The Engineer shall retain all common law, statutory, and other reserved rights, including the copyright. The Contractor, subcontractors, sub-subcontractors, and suppliers are authorized to use and reproduce the instruments of service solely and exclusively for execution of the Work. The instruments of service may not be used for other Projects or for additions to this Project outside the scope of the Work without the specific written consent of the Engineer.

**§ 6.5 Electronic Notice**

Written notice under this Agreement may be given by one party to the other by email as set forth below.

*(Insert requirements for delivering written notice by email such as name, title, and email address of the recipient, and whether and how the system will be required to generate a read receipt for the transmission.)*

**ARTICLE 7 OWNER****§ 7.1 Information and Services Required of the Owner**

**§ 7.1.1** If requested by the Contractor, the Owner shall furnish all necessary surveys and a legal description of the site.

**7.1.2** Except for approvals, easements, special assessments, or permits and fees that are the responsibility of the Owner under the Contract Documents, the Contractor shall obtain and pay for other necessary approvals, easements, assessments, permits, fees and/or charges required by the City of Irving, Texas..

*(Paragraph deleted)*

**§ 7.1.3** Prior to commencement of the Work, at the written request of the Contractor, the Owner shall furnish to the Contractor reasonable evidence that the Owner has made financial arrangements to fulfill the Owner's obligations under the Contract. The Contractor shall have no obligation to commence the Work until the Owner provides such evidence.

**§ 7.2 Owner's Right to Stop the Work**

If the Contractor fails to correct Work which is not in accordance with the Contract Documents, the Owner may direct the Contractor in writing to stop the Work until the correction is made.

**§ 7.3 Owner's Right to Carry Out the Work**

If the Contractor defaults or neglects to carry out the Work in accordance with the Contract Documents and fails within a seven day period after receipt of written notice from the Owner to commence and continue correction of such default or neglect with diligence and promptness, the Owner may, without prejudice to other remedies, correct such deficiencies. In such case, the Engineer may withhold or nullify a Certificate for Payment in whole or in part, to the extent reasonably necessary to reimburse the Owner for the cost of correction, provided the actions of the Owner and amounts charged to the Contractor were approved by the Engineer.

**§ 7.4 Owner's Right to Perform Construction and to Award Separate Contracts**

**§ 7.4.1** The Owner reserves the right to perform construction or operations related to the Project with the Owner's own forces, and to award separate contracts in connection with other portions of the Project.

§ 7.4.2 The Contractor shall coordinate and cooperate with the Owner's own forces and separate contractors employed by the Owner.

§ 7.4.3 Costs caused by delays or by improperly timed activities or defective construction shall be borne by the Contractor except for Owner caused delays

#### ARTICLE 8 GENERAL CONTRACTOR

##### § 8.1 Review of Contract Documents and Field Conditions by Contractor

§ 8.1.1 Execution of the Contract by the Contractor is a representation that the Contractor has visited the site, become familiar with local conditions under which the Work is to be performed, and correlated personal observations with requirements of the Contract Documents.

§ 8.1.2 The Contractor shall carefully study and compare the Contract Documents with each other and with information furnished by the Owner. Before commencing activities, the Contractor shall (1) take field measurements and verify field conditions; (2) carefully compare this and other information known to the Contractor with the Contract Documents; and (3) promptly report errors, inconsistencies, or omissions discovered to the Engineer.

##### § 8.2 Contractor's Construction Schedule

The Contractor, promptly after being awarded the Contract, shall prepare and submit for the Owner's and Engineer's information a Contractor's construction schedule for the Work.

##### § 8.3 Supervision and Construction Procedures

§ 8.3.1 The Contractor shall supervise and direct the Work using the Contractor's best skill and attention. The Contractor shall be solely responsible for and have control over construction means, methods, techniques, sequences, and procedures, and for coordinating all portions of the Work.

§ 8.3.2 The Contractor, as soon as practicable after award of the Contract, shall furnish in writing to the Owner, through the Engineer, the names of subcontractors or suppliers for each portion of the Work. The Contractor shall not contract with any subcontractor or supplier to whom the Owner or Engineer have made a timely and reasonable objection.

##### § 8.4 Labor and Materials

§ 8.4.1 Unless otherwise provided in the Contract Documents, the Contractor shall provide and pay for labor, materials, equipment, tools, utilities, transportation, and other facilities and services necessary for proper execution and completion of the Work.

§ 8.4.2 The Contractor shall enforce strict discipline and good order among the Contractor's employees and other persons carrying out the Contract Work. The Contractor shall not permit employment of unfit persons or persons not skilled in tasks assigned to them.

.1 The Contractor shall fully comply with Section 22.08341 of the Texas Education Code where applicable to any employee of the Contractor assigned to the Project with respect to Criminal History Record Information concerning such employee(s). The Contractor shall require its consultants, and all other persons or entities over which the Contractor has any right to exercise control to similarly comply with Section 22.08341 of the Texas Education Code.

##### § 8.5 Warranty

The Contractor warrants to the Owner and Engineer that: (1) materials and equipment furnished under the Contract will be new and of good quality unless otherwise required or permitted by the Contract Documents; (2) the Work will be free from defects not inherent in the quality required or permitted; and (3) the Work will conform to the requirements of the Contract Documents. Any material or equipment warranties required by the Contract Documents shall be issued in the name of the Owner, or shall be transferable to the Owner, and shall commence in accordance with Section 12.5.

##### § 8.6 Taxes

The Contractor shall pay sales, consumer, use, and similar taxes that are legally required when the Contract is executed.

**§ 8.7 Permits, Fees and Notices**

**§ 8.7.1** The Contractor shall obtain and pay for the building permit and other permits and governmental fees, licenses, and inspections necessary for proper execution and completion of the Work.

**§ 8.7.2** The Contractor shall comply with and give notices required by agencies having jurisdiction over the Work. If the Contractor performs Work knowing it to be contrary to applicable laws, statutes, ordinances, codes, rules and regulations, or lawful orders of public authorities, the Contractor shall assume full responsibility for such Work and shall bear the attributable costs. The Contractor shall promptly notify the Engineer in writing of any known inconsistencies in the Contract Documents with such governmental laws, rules, and regulations.

**§ 8.8 Submittals**

The Contractor shall promptly review, approve in writing, and submit to the Engineer shop drawings, product data, samples, and similar submittals required by the Contract Documents. Shop drawings, product data, samples, and similar submittals are not Contract Documents.

**§ 8.9 Use of Site**

The Contractor shall confine operations at the site to areas permitted by law, ordinances, permits, the Contract Documents, and the Owner.

**§ 8.10 Cutting and Patching**

The Contractor shall be responsible for cutting, fitting, or patching required to complete the Work or to make its parts fit together properly.

**§ 8.11 Cleaning Up**

The Contractor shall keep the premises and surrounding area free from accumulation of debris and trash related to the Work. At the completion of the Work, the Contractor shall remove its tools, construction equipment, machinery, and surplus material; and shall properly dispose of waste materials.

**§ 8.12 Indemnification**

The Contractor shall indemnify and hold harmless the Owner, Engineer, Engineer's consultants, and agents and employees of any of them, from and against claims, damages, losses and expenses, including but not limited to attorneys' fees, arising out of or resulting from performance of the Work, provided that such claim, damage, loss, or expense is attributable to bodily injury, sickness, disease or death, or to injury to or destruction of tangible property (other than the Work itself), but only to the extent caused by the negligent acts or omissions of the Contractor, a subcontractor, anyone directly or indirectly employed by them or anyone for whose acts they may be liable, regardless of whether or not such claim, damage, loss or expense is caused in part by a party indemnified hereunder. If the Contractor ever fails to maintain any of the insurance coverage required by the Contract, the Contractor shall indemnify and hold harmless the Owner from and against all said claims, damages, losses, and expenses, including but not limited to attorneys' fees, arising out of or resulting from performance of the Work or related to this Contract in any way.

**ARTICLE 9 ARCHITECT/ENGINEER**

**§ 9.1** The Engineer will provide administration of the Contract as described in the Contract Documents. The Engineer will have authority to act on behalf of the Owner only to the extent provided in the Contract Documents.

**§ 9.2** The Engineer will visit the site at intervals appropriate to the stage of construction to become generally familiar with the progress and quality of the Work.

**§ 9.3** The Engineer will not have control over or charge of, and will not be responsible for, construction means, methods, techniques, sequences, or procedures, or for safety precautions and programs in connection with the Work, since these are solely the Contractor's responsibility. The Engineer will not be responsible for the Contractor's failure to carry out the Work in accordance with the Contract Documents.

**§ 9.4** Based on the Engineer's observations and evaluations of the Contractor's Applications for Payment, the Engineer will review and certify the amounts due the Contractor.

§ 9.5 The Engineer has authority to reject Work that does not conform to the Contract Documents.

§ 9.6 The Engineer will promptly review and approve or take appropriate action upon Contractor's submittals, but only for the limited purpose of checking for conformance with information given and the design concept expressed in the Contract Documents.

§ 9.7 On written request from either the Owner or Contractor, the Engineer will promptly interpret and decide matters concerning performance under, and requirements of, the Contract Documents.

§ 9.8 Interpretations and decisions of the Engineer will be consistent with the intent of, and reasonably inferable from the Contract Documents, and will be in writing or in the form of drawings. When making such interpretations and decisions, the Engineer will endeavor to secure faithful performance by both Owner and Contractor, will not show partiality to either and will not be liable for results of interpretations or decisions rendered in good faith.

§ 9.9 The Engineer's duties, responsibilities, and limits of authority as described in the Contract Documents shall not be changed without written consent of the Owner, Contractor, and Engineer. Consent shall not be unreasonably withheld.

#### ARTICLE 10 CHANGES IN THE WORK

§ 10.1 The Owner, without invalidating the Contract, may order changes in the Work within the general scope of the Contract, consisting of additions, deletions or other revisions, and the Contract Sum and Contract Time shall be adjusted accordingly, in writing. If the Owner and Contractor cannot agree to a change in the Contract Sum, the Owner shall pay the Contractor its actual cost-plus reasonable overhead and profit.

§ 10.2 The Engineer may authorize or order minor changes in the Work that are consistent with the intent of the Contract Documents and do not involve an adjustment in the Contract Sum or an extension of the Contract Time. Such authorization or order shall be in writing and shall be binding on the Owner and Contractor. The Contractor shall proceed with such minor changes promptly.

§ 10.3 If concealed or unknown physical conditions are encountered at the site that differ materially from those indicated in the Contract Documents or from those conditions ordinarily found to exist, the Contract Sum and Contract Time shall be subject to equitable adjustment, subject to approval by the Owner. Contractor acknowledges that it is presumed to have had the opportunity to inspect the physical conditions at all of the work locations prior to entering into this Contract.

#### ARTICLE 11 TIME

§ 11.1 Time limits stated in the Contract Documents are of the essence of the Contract.

§ 11.2 If the Contractor is delayed at any time in progress of the Work by changes ordered in the Work, or by labor disputes, fire, unusual delay in deliveries, unavoidable casualties, or other causes beyond the Contractor's control, the Contract Time shall be subject to equitable adjustment.

§ 11.3 Costs caused by delays or by improperly timed activities or defective construction shall be borne by the responsible party.

#### ARTICLE 12 PAYMENTS AND COMPLETION

##### § 12.1 Contract Sum

The Contract Sum stated in this Agreement, including authorized adjustments, is the total amount payable by the Owner to the Contractor for performance of the Work under the Contract Documents.

##### § 12.2 Applications for Payment

§ 12.2.1 At least ten (10) calendar days before the date established for each progress payment, the Contractor shall submit to the Engineer an itemized Application for Payment for Work completed in accordance with the values stated in this Contract. The Application shall be supported by data substantiating the Contractor's right to payment as the Owner or Engineer may reasonably require, such as evidence of payments made to, and waivers of liens from, subcontractors and suppliers. Payments shall be made on account of materials and equipment delivered and suitably stored at the site for subsequent incorporation in the Work. If approved in advance by the Owner, payment may

similarly be made for materials and equipment stored, and protected from damage, off the site at a location agreed upon in writing.

§ 12.2.2 The Contractor warrants that title to all Work covered by an Application for Payment will pass to the Owner no later than the time of payment. The Contractor further warrants that upon submittal of an Application for Payment, all Work for which Certificates for Payment have been previously issued and payments received from the Owner shall, to the best of the Contractor's knowledge, information, and belief, be free and clear of liens, claims, security interests, or other encumbrances adverse to the Owner's interests.

### § 12.3 Certificates for Payment

The Engineer will, within (7) days after receipt of the Contractor's Application for Payment, either (1) issue to the Owner a Certificate for Payment in the full amount of the Application for Payment, with a copy to the Contractor; (2) issue to the Owner a Certificate for Payment for such amount as the Engineer determines is properly due, and notify the Contractor and Owner in writing of the Engineer's reasons for withholding certification in part; or (3) withhold certification of the entire Application for Payment, and notify the Contractor and Owner of the Engineer's reason for withholding certification in whole. If certification or notification is not made within such seven day period, the Contractor may, upon seven additional days' written notice to the Owner and Engineer, stop the Work until payment of the amount owing has been received. The Contract Time and the Contract Sum shall be equitably adjusted due to the delay.

### § 12.4 Progress Payments

§ 12.4.1 After the Engineer has issued a Certificate for Payment; the Owner shall make payment in the manner provided in the Contract Documents.

§ 12.4.2 The Contractor shall promptly pay each subcontractor and supplier, upon receipt of payment from the Owner, an amount determined in accordance with the terms of the applicable subcontracts and purchase orders.

§ 12.4.3 Neither the Owner nor the Engineer shall have responsibility for payments to a subcontractor or supplier.

§ 12.4.4 A Certificate for Payment, a progress payment, or partial or entire use or occupancy of the Project by the Owner shall not constitute acceptance of Work not in accordance with the requirements of the Contract Documents.

### § 12.5 Substantial Completion

§ 12.5.1 Substantial Completion is the stage in the progress of the Work when the Work or designated portion thereof is sufficiently complete in accordance with the Contract Documents so the Owner can occupy or utilize the Work for its intended use.

§ 12.5.2 When the Contractor believes that the Work or designated portion thereof is substantially complete, it will notify the Engineer and the Engineer will make an inspection to determine whether the Work is substantially complete. When the Engineer determines that the Work is substantially complete, the Engineer shall prepare a Certificate of Substantial Completion that shall establish the date of Substantial Completion, establish the responsibilities of the Owner and Contractor, and fix the time within which the Contractor shall finish all items on the list accompanying the Certificate. Warranties required by the Contract Documents shall commence on the date of Substantial Completion of the Work or designated portion thereof unless otherwise provided in the Certificate of Substantial Completion.

### § 12.6 Final Completion and Final Payment

§ 12.6.1 Upon receipt of a final Application for Payment, the Engineer will inspect the Work. When the Engineer finds the Work acceptable and the Contract fully performed, the Engineer will promptly issue a final Certificate for Payment.

§ 12.6.2 Final payment shall not become due until the Contractor submits to the Engineer releases and waivers of liens, and data establishing payment or satisfaction of obligations, such as receipts, claims, security interests, or encumbrances arising out of the Contract.

§ 12.6.3 Acceptance of final payment by the Contractor, a subcontractor or supplier shall constitute a waiver of claims by that payee except those previously made in writing and identified by that payee as unsettled at the time of final Application for Payment.

**ARTICLE 13 PROTECTION OF PERSONS AND PROPERTY**

The Contractor shall be responsible for initiating, maintaining and supervising all safety precautions and programs, including all those required by law in connection with performance of the Contract. The Contractor shall take reasonable precautions to prevent damage, injury, or loss to employees on the Work and other persons who may be affected thereby, the Work and materials and equipment to be incorporated therein, and other property at the site or adjacent thereto. The Contractor shall promptly remedy damage and loss to property caused in whole or in part by the Contractor, or by anyone for whose acts the Contractor may be liable.

**ARTICLE 14 CORRECTION OF WORK**

§ 14.1 The Contractor shall promptly correct Work rejected by the Engineer as failing to conform to the requirements of the Contract Documents. The Contractor shall bear the cost of correcting such rejected Work, including the costs of uncovering, replacement, and additional testing.

§ 14.2 In addition to the Contractor's other obligations including warranties under the Contract, the Contractor shall, for a period of one year after Substantial Completion, correct work not conforming to the requirements of the Contract Documents.

§ 14.3 If the Contractor fails to correct nonconforming Work within a reasonable time, the Owner may correct it in accordance with Section 7.3.

**ARTICLE 15 MISCELLANEOUS PROVISIONS**

**§ 15.1 Assignment of Contract**

Neither party to the Contract shall assign the Contract as a whole without written consent of the other.

**§ 15.2 Tests and Inspections**

§ 15.2.1 At the appropriate times, the Contractor shall arrange and bear cost of tests, inspections, and approvals of portions of the Work required by the Contract Documents or by laws, statutes, ordinances, codes, rules and regulations, or lawful orders of public authorities.

§ 15.2.2 If the Engineer requires additional testing; the Contractor shall perform those tests.

§ 15.2.3 The Owner shall bear cost of tests, inspections, or approvals that do not become requirements until after the Contract is executed. The Owner shall directly arrange and pay for tests, inspections, or approvals where building codes or applicable laws or regulations so require.

**§ 15.3 Governing Law**

The Contract shall be governed by the laws of the State of Texas and with specific reference to Subchapter D of Chapter 2269 of the Texas Government Code and Subchapter I of Chapter 271 of the Texas Local Government Code. Exclusive venue for any claim or dispute related to the Project shall lie in the State District Courts in and for Dallas County, Texas. Notwithstanding any other term of the Contract Documents, binding arbitration is expressly excluded as a procedure to resolve claims or disputes related this Contract or the Project. The legal doctrine of *contra proferentem* shall not apply to this Contract and so the legal or equitable interpretation of this Contract shall not be construed against the drafter of this Contract.

**ARTICLE 16 TERMINATION OF THE CONTRACT**

**§ 16.1 Termination by the Contractor**

If the Work is stopped under Section 12.3 for a period of thirty (30) calendar days through no fault of the Contractor, or if the Owner fails to make payment as provided in Section 12.4.1 above for a period of thirty (30) calendar days, the Contractor may, upon seven additional days' written notice to the Owner and Engineer, terminate the Contract and recover from the Owner payment for Work performed.

**§ 16.2 Termination by the Owner for Cause**

**§ 16.2.1** The Owner may terminate the Contract if the Contractor

- .1 repeatedly refuses or fails to supply enough properly skilled workers or proper materials;
- .2 fails to make payment to subcontractors for materials or labor in accordance with the respective agreements between the Contractor and the subcontractors;
- .3 repeatedly disregards applicable laws, statutes, ordinances, codes, rules and regulations, or lawful orders of a public authority; or
- .4 is otherwise guilty of substantial breach of a provision of the Contract Documents.
- .5 fails to prosecute timely completion of the Work.

**§ 16.2.2** When any of the above reasons exist, the Owner, after consultation with the Engineer, may without prejudice to any other rights or remedies of the Owner and after giving the Contractor and the Contractor's surety, if any, seven (7) calendar days written notice, terminate employment of the Contractor and may

- .1 take possession of the site and of all materials thereon owned by the Contractor, and
- .2 finish the Work by whatever reasonable method the Owner may deem expedient.

**§ 16.2.3** When the Owner terminates the Contract for one of the reasons stated in Section 16.2.1, the Contractor shall not be entitled to receive further payment until the Work is finished.

**§ 16.2.4** If the unpaid balance of the Contract Sum exceeds costs of finishing the Work, such excess shall be paid to the Contractor. If such costs exceed the unpaid balance, the Contractor shall pay the difference to the Owner. This obligation for payment shall survive termination of the Contract.

**§ 16.3 Termination by the Owner for Convenience**

The Owner may, at any time, terminate the Contract for the Owner's convenience and without cause. The Contractor shall be entitled to receive payment for Work executed, and costs incurred by reason of such termination, along with reasonable overhead and profit on the Work not executed.

**ARTICLE 17 OTHER TERMS AND CONDITIONS**

*(Insert any other terms or conditions below.)*

**§17.1** Payment and Performance Bonds furnished to, and accepted by, the Owner, each in the amount of the Contract Sum must be accepted by the Owner before a Notice to Proceed shall be issued by the Owner.

**§17.2** This Contract and the Contract Documents are subject to and limited by the adjudication of claims procedures in Subchapter I of Chapter 271 of the Texas Local Government Code and all of Owner's other Immunities & Defenses as provided by applicable Texas Law.

**§17.3** The Contractor shall comply with all legal requirements related to right to work and prevailing wage rates.

**§17.4 Required Federal contract provisions of Federal Regulations 7 CFR 3016 Construction Contracts exceeding \$150,000**

**The following provisions are required to be in place and agreed if the procurement is funded with federal funds.**

**NOTE: SOME OF THESE CERTIFICATIONS WILL NOT DIRECTLY APPLY TO A PUBLIC WORK CONTRACT FOR A CONSTRUCTION PROJECT, BUT WE ARE NEVERTHELESS REQUIRED TO INCLUDE THEM IN THE CONTRACT.**

**Citation: 7 CFR 3016 (i) Contract provisions. A grantee's and subgrantee's contracts must contain provisions in paragraph (i) of this section. Federal agencies are permitted to require changes, remedies, changed conditions, access and records retention, suspension of work, and other clauses approved by the Office of Federal Procurement Policy.**

- 1. Federal Rule (1) Administrative, contractual, or legal remedies in instances where contractors violate**

**or breach contract terms and provide for such sanctions and penalties as may be appropriate. (Contracts more than the simplified acquisition threshold)**

Notice: Pursuant to Federal Rule (1) above, when federal funds are expended by Irving ISD, Irving ISD reserves all rights and privileges under the applicable laws and regulations with respect to this procurement in the event of breach of contract by either party.

**2. Federal Rule (2) Termination for cause and for convenience by the grantee or subgrantee including the manner by which it will be affected and the basis for settlement. (All contracts in excess of \$10,000)**

Pursuant to Federal Rule (2) above, when federal funds are expended by Irving ISD, Irving ISD reserves the right to terminate any agreement in excess of \$10,000 resulting from this procurement process for cause after giving the vendor an appropriate opportunity and up to thirty (30) calendar days, to cure the causal breach of terms and conditions. Irving ISD reserves the right to terminate any agreement in excess of \$10,000 resulting from this procurement process for convenience with thirty (30) calendar days' notice in writing to the awarded vendor. All verifiable costs incurred per the contract shall be paid by the Irving ISD to the contractor up to the time notification is provided to the contractor.

**3. Federal Rule (3) Compliance with Executive Order 11246 of September 24, 1965, entitled "Equal Employment Opportunity," as amended by Executive Order 11375 of October 13, 1967, and as supplemented in Department of Labor regulations (41 CFR chapter 60). (All construction contracts awarded in excess of \$10,000 by grantees and their contractors or subgrantees)**

Pursuant to Federal Rule (3) above, when federal funds are expended by Irving ISD, for all construction contracts awarded in excess of \$10,000 by grantees and their contractors or subgrantees, the proposer certifies that during the term of an award, when federal funds are expended, by the Irving ISD resulting for this procurement process the vendor will be in compliance with Equal Opportunity Employment laws specifically Executive Order 11246 of September 24, 1965, entitled "Equal Employment Opportunity," as amended by Executive Order 11375 of October 13, 1967, and as supplemented in Department of Labor regulations (41 CFR chapter 60).

**4. Federal Rule (4) Compliance with the Copeland "Anti-Kickback" Act (18 U.S.C. 874) as supplemented in Department of Labor regulations (29 CFR Part 3). (All contracts and subgrants for construction or repair)**

Pursuant to Federal Rule (4) above, when federal funds are expended by Irving ISD, during the term of an award for all contracts and subgrants for construction or repair, when Federal Funds are expended, by the Irving ISD resulting for this procurement process the vendor will be in compliance with the Copeland "Anti-Kickback" Act (18 U.S.C. 874) as supplemented in Department of Labor regulations (29 CFR Part 3).

**5. Federal Rule (5) Compliance with the Davis-Bacon Act (40 U.S.C. 276a to 276a-7) as supplemented by Department of Labor regulations (29 CFR Part 5). (Construction contracts in excess of \$2000 awarded by grantees and subgrantees when required by Federal grant program legislation)**

Pursuant to Federal Rule (5) above, when federal funds are expended by Irving ISD, during the term of an award by the Irving ISD resulting from this procurement process for construction contracts in excess of \$2000 awarded by grantees and subgrantees when required by Federal grant program legislation, the vendor will be in compliance with the Davis-Bacon Act (40 U.S.C. 276a to 276a-7) as supplemented by Department of Labor regulations (29 CFR Part 5)

**6. Federal Rule (6) Compliance with Sections 103 and 107 of the Contract Work Hours and Safety Standards Act (40 U.S.C. 327-330) as supplemented by Department of Labor regulations (29 CFR Part 5). (Construction contracts awarded by grantees and subgrantees in excess of \$2000, and in excess of \$2500 for other contracts which involve the employment of mechanics or laborers)**

Pursuant to Federal Rule (6) above, when federal funds are expended by Irving ISD, the proposer

certifies that during the term of an award by the Irving ISD resulting from this procurement process for construction contracts awarded by grantees and subgrantees in excess of \$2000, and in excess of \$2500 for other contracts which involve the employment of mechanics or laborers the vendor will be in compliance with Sections 103 and 107 of the Contract Work Hours and Safety Standards Act (40 U.S.C. 327-330) as supplemented by Department of Labor regulations (29 CFR Part 5).

**7. Federal Rule (7) Notice of awarding agency requirements and regulations pertaining to reporting.**

Pursuant to Federal Rule (7) above, when federal funds are expended by Irving ISD, Irving ISD requires that the proposer certify that during the term of an award by the Irving ISD resulting from this procurement process the vendor will provide reports and documentation required by all applicable law and state and federal regulations upon request by the Irving ISD or any relevant state or federal agency.

**8. Federal Rule (8) Notice of awarding agency requirements and regulations pertaining to patent rights with respect to any discovery or invention which arises or is developed in the course of or under such contract.**

Pursuant to Federal Rule (8) above, when federal funds are expended by Irving ISD, Irving ISD shall address any requirements and regulations pertaining to patent rights with respect to any discovery or invention which arises or is developed in the course of or under such contract in the contract document and absent language to the contrary or if the contract silent on the subject, the District retains all rights thereto.

**9. Federal Rule (9) Awarding agency requirements and regulations pertaining to copyrights and rights in data.**

Pursuant to Federal Rule (9) above, when federal funds are expended by Irving ISD, Irving ISD requires the proposer certify that during the term of an award by the Irving ISD resulting for this procurement process the vendor will surrender upon request any copyrighted materials owned by the Irving ISD but used in the awarded contract performance unless otherwise agreed in a written document by the parties. Irving ISD reserves the rights to all data created or provided to the vendor for the purpose of contract performance resulting for this procurement process and the vendor will surrender such data upon request unless otherwise agreed in a written document by the parties. If the contract is silent or not dispositive on the subject matter data or copyrights Irving ISD retains all rights in the data developed or gathered during the contract term.

**10. Federal Rule (10) Access by the grantee, the subgrantee, the Federal grantor agency, the Comptroller General of the United States, or any of their duly authorized representatives to any books, documents, papers, and records of the contractor which are directly pertinent to that specific contract for the purpose of making audit, examination, excerpts, and transcriptions.**

Pursuant to Federal Rule (9) above, when federal funds are expended by Irving ISD, Irving ISD requires the proposer certify that during the term and after the awarded term of an award by the Irving ISD resulting for this procurement process the vendor will grant access by the grantee, the subgrantee, the Federal grantor agency, the Comptroller General of the United States, or any of their duly authorized representatives to any books, documents, papers, and records of the contractor which are directly pertinent to that specific contract for the purpose of making audit, examination, excerpts, and transcriptions.

**11. Federal Rule (11) Retention of all required records for three years after grantees or subgrantees make final payments and all other pending matters are closed.**

Pursuant to Federal Rule (11) above, when federal funds are expended by Irving ISD, Irving ISD requires the proposer certify that the awarded vendor retain of all required records for three years after grantees or subgrantees make final payments and all other pending matters are closed.

**12. Federal Rule (12) Compliance with all applicable standards, orders, or requirements issued under section 306 of the Clean Air Act (42 U.S.C. 1857(h)), section 508 of the Clean Water Act (33 U.S.C. 1368), Executive Order 11738, and Environmental Protection Agency regulations (40 CFR part 15). (Contracts,**

**subcontracts, and subgrants of amounts in excess of \$100,000).**

Pursuant to Federal Rule (12) above, when federal funds are expended by Irving ISD, Irving ISD requires the proposer certify that in performance of the contracts, subcontracts, and subgrants of amounts in excess of \$100,000, the vendor will be in compliance with all applicable standards, orders, or requirements issued under section 306 of the Clean Air Act (42 U.S.C. 1857(h)), section 508 of the Clean Water Act (33 U.S.C. 1368), Executive Order 11738, and Environmental Protection Agency regulations (40 CFR part 15).

**13. Federal Rule (13) Mandatory standards and policies relating to energy efficiency which are contained in the state energy conservation plan issued in compliance with the Energy Policy and Conservation Act (Pub. L. 94-163, 89 Stat. 871).**

Pursuant to Federal Rule (13) above, when federal funds are expended by Irving ISD, Irving ISD requires proposer certify that during the term of an award by the Irving ISD resulting for this procurement process the vendor will be in compliance with mandatory standards and policies relating to energy efficiency which are contained in the state energy conservation plan issued in compliance with the Energy Policy and Conservation Act (Pub. L. 94-163, 89 Stat. 871).

This Agreement entered into as of the day and year first written above.

Each of the Signatories hereto represent and warrant that they each, respectively, are authorized to execute this Contract, that each party has the authority to enter into this Contract and have executed this Contract on the date specified below.

This Agreement entered into as of the day and year first written above.

*(If required by law, insert cancellation period, disclosures or other warning statements above the signatures.)*

**OWNER:**

**GENERAL CONTRACTOR:**

*(Table deleted)*

\_\_\_\_\_  
By: A.D. Jenkins  
Title: President, Board of Trustees  
**Irving Independent School District**

\_\_\_\_\_  
By: Juan Rodriguez  
Title: Secretary/Treasurer  
**Castro Roofing of Texas**



**CONSENT AGENDA ITEM**  
6/29/2020

**TOPIC:** Consider Acceptance of Gifts and Donations to the District

**SUBMITTED BY:** Gary Micinski, Chief Financial Officer

**BACKGROUND:** Donations received during the month of May 2020

**ADMINISTRATIVE RECOMMENDATION:** Administration recommends acceptance of gifts and donations to the district

**RECOMMENDED BOARD MOTION:** (To be used only if item is pulled from the Consent Agenda for a separate vote)

Attachments:

1. 2019-2020 Year-to-Date Donation Totals
2. May 2020 Donations

**DONATIONS & GIFTS**  
**Beginning September 2019 - Ending August 2020**

|              | <b>2019-2020</b>     | <b>2019-2020</b> |  | <b>2018-2019</b>     | <b>2018-2019</b> |
|--------------|----------------------|------------------|--|----------------------|------------------|
| <b>Month</b> | <b>Monthly Total</b> | <b>YTD Total</b> |  | <b>Monthly Total</b> | <b>YTD Total</b> |
| September    | \$4,483.00           | \$4,483.00       |  | \$2,598.40           | \$2,598.40       |
| October      | \$54,407.04          | \$58,890.04      |  | \$2,183.72           | \$4,782.12       |
| November     | \$550.00             | \$59,440.04      |  | \$1,400.00           | \$6,182.12       |
| December     | \$4,915.55           | \$64,355.59      |  | \$4,231.67           | \$10,413.79      |
| January      | \$2,064.50           | \$66,420.09      |  | \$26,720.59          | \$37,134.38      |
| February     | \$3,281.60           | \$69,701.69      |  | \$3,390.00           | \$40,524.38      |
| March        | \$1,397.41           | \$71,099.10      |  | \$4,481.03           | \$45,005.41      |
| April        | \$1,000.00           | \$72,099.10      |  | \$5,542.43           | \$50,547.84      |
| May          | \$890.00             | \$72,989.10      |  | \$10,558.00          | \$61,105.84      |
| June         |                      |                  |  | \$1,646.26           | \$62,752.10      |
| July         |                      |                  |  | \$600.00             | \$63,352.10      |
| August       |                      |                  |  | \$10,236.05          | \$73,588.15      |

**MAY 2020 DONATIONS**  
**(Period May 1, 2020 thru May 31, 2020)**

| <u>SCHOOL / DEPT.</u>        | <u>DESCRIPTION</u>   | <u>AMOUNT</u>   |
|------------------------------|--|-----------------|
| <b><u>DEPARTMENTS</u></b>    |  |                 |
| Food Service                 | Anonmouse monitary donation to buy lunch for staff                         | \$40.00         |
| Technology Services          | Monetary donation from Sean Evans for internet access for students         | \$350.00        |
| <b><u>MIDDLE SCHOOLS</u></b> |  |                 |
| Houston MS                   | Monetary donation from Irving Bible Church to be used for families in need | \$500.00        |
| <b>TOTAL DONATIONS</b>       |  | <b>\$890.00</b> |

**JUNE 2020 REPORT FROM DIVISION OF BUSINESS SERVICES**

**TAX OFFICE**

Total Tax Collections for May 2020 are \$1,100,508.

|                    | <b><u>MAY 2020</u></b> | <b><u>YEAR TO DATE</u></b> |
|--------------------|------------------------|----------------------------|
| Current Year       | \$ 887,414             | \$ 181,934,803             |
| Delinquent         | 60,138                 | 457,881                    |
| Penalty & Interest | 152,862                | 1,065,727                  |
| Other              | 94                     | 1,226                      |
| Total              | <u>\$ 1,100,508</u>    | <u>\$ 183,459,637</u>      |

**BUSINESS SERVICES**

Payroll for May 2020 was paid as follows:

|                   | <b><u>GROSS PAY</u></b> | <b><u>BENEFITS</u></b> | <b><u>TOTAL</u></b>  |
|-------------------|-------------------------|------------------------|----------------------|
| Local Maintenance | \$ 18,218,952           | \$ 3,495,263           | \$ 21,714,215        |
| Special Revenue   | 2,387,204               | 451,771                | \$ 2,838,975         |
| Total             | <u>\$ 20,606,156</u>    | <u>\$ 3,947,034</u>    | <u>\$ 24,553,190</u> |

**INVESTMENT EARNINGS REPORT**

|                    | <b><u>APRIL 2020</u></b> | <b><u>YEAR TO DATE</u></b> |
|--------------------|--------------------------|----------------------------|
| Local Maintenance  | \$ 106,954               | \$ 1,633,668               |
| Federal Programs   | 21,355                   | 255,727                    |
| Interest & Sinking | 7,407                    | 190,992                    |
| Capital Projects   | 0                        | 0                          |
| Internal Service   | 1,881                    | 24,692                     |
| Total All Funds    | <u>\$ 137,598</u>        | <u>\$ 2,105,078</u>        |

**MEMO**

**TO:** Gary Micinski  
CFO

**FROM:** Cher Elzy  
Director Tax Operations

**SUBJECT:** Monthly Tax Report

**DATE:** June 29, 2020

Attached for your consideration is the collection activity for the month of May 2020.

Our monthly collections for May, reflect \$60,138 in delinquent collections and \$887,414 in current collections and \$152,863 in penalty and interest. Adjustments made \$(2,084,304) in changes to delinquent tax years and \$1,028,289 in changes made to current year. Our current year (2019) reflects a beginning roll of \$184,743,193. Total ending receivable balance for all years is \$9,179,973 the month of May 2020.

**IRVING INDEPENDENT SCHOOL DISTRICT  
MAY 2020  
TAX COLLECTION REPORT**

**ISD:**

|                    | M-T-D<br>FY 2018-2019 | M-T-D<br>FY 2019-2020 | Y-T-D<br>FY 2018-2019 | Y-T-D<br>FY 2019-2020 |
|--------------------|-----------------------|-----------------------|-----------------------|-----------------------|
| Current Year       | 663,572.89            | 887,413.99            | 179,554,489.49        | 181,934,802.79        |
| Delinquent         | 116,871.83            | 60,137.92             | 579,046.37            | 457,881.26            |
| Penalty & Interest | 198,867.93            | 152,862.54            | 1,385,649.91          | 1,065,727.63          |
| Other              | 78.99                 | 94.04                 | 2,362.09              | 1,225.59              |
| Sub-Total          | 979,391.64            | 1,100,508.49          | 181,521,547.86        | 183,459,637.27        |

Revenue year-to-date  
compared to prior fiscal year **1,938,089.41**

**OTHER COLLECTIONS:**

|                   |           |            |
|-------------------|-----------|------------|
| Research Fees     | 0.00      | 699.00     |
| Attorney Fees     | 45,820.74 | 331,760.38 |
| Court Costs       | 0.00      | 0.00       |
| Rendition Penalty | 279.93    | 10,143.46  |

**REFUNDS:**

|                          |                   |                       |
|--------------------------|-------------------|-----------------------|
|                          | (480,874.30)      | 345.22                |
| <b>Total Collections</b> | <b>665,734.86</b> | <b>183,802,585.33</b> |

**ACTIVITY SUMMARY:**

|  | FY 2018-2019 | FY 2019-2020 |
|--|--------------|--------------|
| Collection Percentage Current Year<br>Compared to Prior Year | 97.93%       | 97.93%       |

**RECEIVABLES YEAR-TO-DATE SUMMARY**


|                       | Current Year        | Prior Years         | Total Tax Receivables |
|-----------------------|---------------------|---------------------|-----------------------|
| Beginning Balance     | 184,743,193.37      | 7,885,478.81        | 192,628,672.18        |
| Adjustments           | 1,028,288.70        | (2,084,303.62)      | (1,056,014.92)        |
| Levy Paid             | 181,934,802.79      | 457,881.26          | 182,392,684.05        |
| <b>Ending Balance</b> | <b>3,836,679.28</b> | <b>5,343,293.93</b> | <b>9,179,973.21</b>   |

I hereby certify the above report of tax collections to be true and accurate accounting of the revenues collected for as of the above report date according to and to the extent of the records of my office.

*Cherylyn Eddy*  
Cherylyn Eddy, Tax Assessor/Collector RTA

Signed and sworn before me this 8th day of June, 2020

*Andrea I Hernandez*  
Notary Public, State of Texas



## 2019-2020 INVESTMENT INTEREST EARNINGS

### FUNDS

|                        | SEP 2019         | OCT 2019         | NOV 2019         | QUARTERLY TOTAL  |
|------------------------|------------------|------------------|------------------|------------------|
| LOCAL MAINTENANCE      | \$192,195        | \$200,183        | \$188,590        | \$580,968        |
| FEDERAL PROGRAMS       | 43,052           | 44,299           | 38,364           | 125,715          |
| INTEREST & SINKING     | 30,891           | 29,993           | 26,944           | 87,828           |
| CAPITAL PROJECTS       | -                | -                | -                | 0                |
| INTERNAL SERVICE       | 3,742            | 3,668            | 3,301            | 10,712           |
| <b>TOTAL ALL FUNDS</b> | <b>\$269,880</b> | <b>\$278,143</b> | <b>\$257,200</b> | <b>\$805,223</b> |

% CHANGE FROM PRIOR MONTH/QUARTER                    71.29%                    3.06%                    -7.53%                    80.52%

|                        | DEC 2019         | JAN 2020         | FEB 2020         | QUARTERLY TOTAL  |
|------------------------|------------------|------------------|------------------|------------------|
| GENERAL OPERATING      | \$226,747        | \$260,503        | 276,072.72       | \$763,323        |
| FEDERAL PROGRAMS       | 26,028           | 28,279           | 27,499.89        | 81,807           |
| INTEREST & SINKING     | 27,859           | 27,505           | 29,925.86        | 85,290           |
| CAPITAL PROJECTS       | -                | -                | -                | 0                |
| INTERNAL SERVICE       | 3,316            | 3,272            | 2,921.56         | 9,509            |
| <b>TOTAL ALL FUNDS</b> | <b>\$283,950</b> | <b>\$319,558</b> | <b>\$336,420</b> | <b>\$939,928</b> |

% CHANGE FROM PRIOR MONTH/QUARTER                    10.40%                    12.54%                    5.28%                    16.73%

|                        | MAR 2020         | APR 2020         | MAY 2020   | QUARTERLY TOTAL  |
|------------------------|------------------|------------------|------------|------------------|
| GENERAL OPERATING      | \$182,423        | \$106,954        | -          | \$289,377        |
| FEDERAL PROGRAMS       | 26,849           | 21,355           | -          | 48,205           |
| INTEREST & SINKING     | 10,467           | 7,407            | -          | 17,874           |
| CAPITAL PROJECTS       | -                | -                | -          | 0                |
| INTERNAL SERVICE       | 2,590            | 1,881            | -          | 4,471            |
| <b>TOTAL ALL FUNDS</b> | <b>\$222,329</b> | <b>\$137,598</b> | <b>\$0</b> | <b>\$359,927</b> |

% CHANGE FROM PRIOR MONTH/QUARTER                    -33.91%                    -38.11%                    -100.00%

|                        | JUN 2020   | JUL 2020   | AUG 2020   | QUARTERLY TOTAL |
|------------------------|------------|------------|------------|-----------------|
| GENERAL OPERATING      |            |            |            | \$0             |
| FEDERAL PROGRAMS       |            |            |            | 0               |
| INTEREST & SINKING     |            |            |            | 0               |
| CAPITAL PROJECTS       |            |            |            | 0               |
| INTERNAL SERVICE       |            |            |            | 0               |
| <b>TOTAL ALL FUNDS</b> | <b>\$0</b> | <b>\$0</b> | <b>\$0</b> | <b>\$0</b>      |

% CHANGE FROM PRIOR MONTH/QUARTER                    #DIV/0!                    #DIV/0!                    #DIV/0!

|                              | YEAR TO DATE TOTAL |
|------------------------------|--------------------|
| <b>ALL FUNDS</b>             | <b>\$1,633,668</b> |
| GENERAL OPERATING            | 255,727            |
| FEDERAL PROGRAMS             | 190,992            |
| INTEREST & SINKING           | 0                  |
| CAPITAL PROJECTS             | 24,692             |
| INTERNAL SERVICE             | \$2,105,078        |
| <b>GRAND TOTAL ALL FUNDS</b> | <b>\$2,105,078</b> |

|                              | SEP 2018- JAN 2019 | 2018 - 2019      |                   | SEP 2017- JAN 2018 | 2017 - 2018        |                   |
|------------------------------|--------------------|------------------|-------------------|--------------------|--------------------|-------------------|
|                              |                    | AMOUNT CHANGE    | PERCENTAGE CHANGE |                    | AMOUNT CHANGE      | PERCENTAGE CHANGE |
| <b>ALL FUNDS</b>             |                    |                  |                   |                    |                    |                   |
| GENERAL OPERATING            | \$1,327,128        | \$306,540        | 23.10%            | \$783,367          | \$850,301          | 108.54%           |
| FEDERAL PROGRAMS             | 93,287             | 162,440          | 174.13%           | 23,420             | \$232,307          | 991.92%           |
| INTEREST & SINKING           | 64,763             | 126,229          | 194.91%           | 46,507             | \$144,485          | 310.67%           |
| CAPITAL PROJECTS             | 121,179            | (121,179)        | -100.00%          | 72,929             | (\$72,929)         | -100.00%          |
| INTERNAL SERVICE             | 18,355             | 6,337            | 34.52%            | 9,283              | \$15,409           | 165.99%           |
| <b>GRAND TOTAL ALL FUNDS</b> | <b>\$1,624,712</b> | <b>\$480,366</b> | <b>29.57%</b>     | <b>\$935,506</b>   | <b>\$1,169,572</b> | <b>125.02%</b>    |

| TOTAL PORTFOLIO AS OF January | INCREASE/<br>(DECREASE)<br>FROM PRIOR<br>YEAR | CD<br>AVERAGE<br>INTEREST YIELD | LGIP<br>AVERAGE INT'REST<br>YIELD | AGENCY<br>AVERAGE<br>INTEREST YIELD | TOTAL<br>AVERAGE<br>INTEREST YIELD |
|-------------------------------|---|---------------------------------|-----------------------------------|-------------------------------------|------------------------------------|
| 2019                          | 254,540,598                                   | 7.495,316                       | ---                               | 1.970                               | 1.997                              |
| 2018                          | 247,045,282                                   | 11,314,884                      | ---                               | 1.908                               | 1.190                              |
| 2017                          | 235,730,398                                   | (11,589,986)                    | ---                               | 1.792                               | 0.719                              |
| 2016                          | 247,320,384                                   | 20,454,676                      | ---                               | 1.722                               | 0.287                              |
| 2015                          | 226,865,708                                   | (14,847,743)                    | ---                               | 1.432                               | 0.319                              |
| 2014                          | 241,713,451                                   | (18,234,791)                    | 0.364                             | 0.984                               | 0.168                              |
| 2013                          | 259,948,242                                   | (1,243,193)                     | 1.110                             | 0.740                               | 0.357                              |
| 2012                          | 261,191,435                                   | (9,815,477)                     | 1.240                             | ---                                 | 0.277                              |
| 2011                          | 271,006,912                                   | 271,006,912                     | 1.777                             | 1.446                               | 0.579                              |

# Irving Independent School District

## Investment Report

### For The Quarter Ended February 29, 2020

This report summarizes the investment position of Irving Independent School District for the quarter ended February 29, 2020.

|  | <u>02/29/2020</u> | <u>11/30/2019</u> | <u>2/28/2019</u> |
|--|-------------------|-------------------|------------------|
| Book Value                                 | 245,054,368       | 183,676,864       | 232,916,725      |
| Market Value                               | 239,349,989       | 183,678,264       | 232,913,205      |
| Par Value                                  | 245,054,368       | 183,676,864       | 232,916,725      |
| <br>                                       |                   |                   |                  |
| Change in Market Value                     | 10,961            | 3,039             | (3,520)          |
| <br>                                       |                   |                   |                  |
| Portfolio Yield-to-Maturity @ Cost         | 1.795             | 2.065             | 2.598            |
| Portfolio Weighted Average Maturity (WAM)  | 91.99             | 33.67             | 6.85             |
| <br>                                       |                   |                   |                  |
| Yield-to-Maturity of 6 Month CD            | 1.30              | 1.91              | 2.50             |
| Yield-to-Maturity of 6 Month Treasury Bill | 1.17              | 1.60              | 2.49             |
| Yield-to-Maturity of 1 Year Treasury Bill  | 1.02              | 1.59              | 2.54             |
| Yield-to-Maturity of 2 Year Treasury Bill  | .92               | 1.61              | 2.51             |
| Yield-to-Maturity of 3 Year Treasury Bill  | .90               | 1.61              | 2.49             |
| <br>                                       |                   |                   |                  |
| Accrued Interest Ending Balance            | 43,186            | 72,687            | 64,806           |

This report is presented in accordance with the Texas Government Code Title 10 Section 2256.023. The below signed hereby certify that, to the best of their knowledge on the date this report was created, Irving Independent School District is in compliance with the provision of Government Code 2256 and with the stated policies and strategies of Irving Independent School District.

  
 Gary Meinski  
 Chief Financial Officer

Digitally signed by Steven Franks  
DN: cn=Steven Franks, o=Business Operations, ou=Business Operations, email=frankst@irvingisd.net, c=US  
 Date: 2020.06.17 11:03:54 -05'00'  
 Steven Franks  
 Steve Franks, RTSBA, CPA, CIA  
 Director of Business Operations

Digitally signed by Mahdia Lalee  
DN: cn=Mahdia Lalee, o=Irving ISD, ou=Business Office, email=mlalee@irvingisd.net, c=US  
 Date: 2020.06.17 10:15:59 -05'00'  
 Mahdia Lalee  
 Accounting Supervisor

TO: Gary Micinski, Chief Financial Officer

FROM: Steve Franks, Director of Business Operations

RE: Investment Report for Quarter Ended February 29, 2019

On February 29, 2020, the district held \$245,054,368 within the following investments and the percentage to the total portfolio.

|                         | <u>AS OF 02/29/2020</u> |        | <u>AS OF 11/30/2019</u> |        | <u>QUARTERLY CHANGE</u> |         |
|-------------------------|-------------------------|--------|-------------------------|--------|-------------------------|---------|
| Certificates of Deposit | 15,000,000              | 6.12%  | 15,000,000              | 8.17%  | -                       | 0.00%   |
| Local Government        |                         |        |                         |        |                         |         |
| Investment Pools        | 184,403,040             | 75.25% | 143,120,191             | 77.92% | 41,282,849              | 28.84%  |
| US Agency               | 25,004,832              | 10.20% | 5,000,000               | 2.72%  | 20,004,832              | 400.10% |
| Money Market Account    | 20,646,496              | 8.43%  | 20,556,673              | 11.19% | 89,823                  | 0.44%   |
| Total                   | 245,054,368             |        | 183,676,864             |        | 61,377,504              | 33.42%  |

|                         | <u>AS OF 11/30/2019</u> |        | <u>AS OF 08/31/2019</u> |        | <u>QUARTERLY CHANGE</u> |         |
|-------------------------|-------------------------|--------|-------------------------|--------|-------------------------|---------|
| Certificates of Deposit | 15,000,000              | 8.17%  | 15,000,000              | 9.40%  | -                       | 0.00%   |
| Local Government        |                         |        |                         |        |                         |         |
| Investment Pools        | 143,120,191             | 77.92% | 114,259,328             | 71.59% | 28,860,862              | 25.26%  |
| US Agency               | 5,000,000               | 2.72%  | 9,900,000               | 6.20%  | (4,900,000)             | -49.49% |
| Money Market Account    | 20,556,673              | 11.19% | 20,450,522              | 12.81% | 106,151                 | 0.52%   |
| Total                   | 183,676,864             |        | 159,609,850             |        | 24,067,014              | 15.08%  |

|                         | <u>AS OF 08/31/2019</u> |        | <u>AS OF 05/31/2019</u> |        | <u>QUARTERLY CHANGE</u> |         |
|-------------------------|-------------------------|--------|-------------------------|--------|-------------------------|---------|
| Certificates of Deposit | 15,000,000              | 9.40%  | 5,000,000               | 2.72%  | 10,000,000              | 200.00% |
| Local Government        |                         |        |                         |        |                         |         |
| Investment Pools        | 114,259,328             | 71.59% | 158,490,737             | 86.22% | (44,231,409)            | -27.91% |
| US Agency               | 9,900,000               | 6.20%  | -                       | 0.00%  | 9,900,000               | #DIV/0! |
| Money Market Account    | 20,450,522              | 12.81% | 20,323,943              | 11.06% | 126,580                 | 0.62%   |
| Total                   | 159,609,850             |        | 183,814,680             |        | (24,204,829)            | -13.17% |

|                         | <u>AS OF 05/31/2019</u> |        | <u>AS OF 02/28/2019</u> |        | <u>QUARTERLY CHANGE</u> |          |
|-------------------------|-------------------------|--------|-------------------------|--------|-------------------------|----------|
| Certificates of Deposit | 5,000,000               | 2.72%  | 5,000,000               | 2.15%  | -                       | 0.00%    |
| Local Government        |                         |        |                         |        |                         |          |
| Investment Pools        | 158,490,737             | 86.22% | 205,723,765             | 88.33% | (47,233,028)            | -22.96%  |
| US Agency               | -                       | 0.00%  | 2,000,000               | 0.86%  | (2,000,000)             | -100.00% |
| Money Market Account    | 20,323,943              | 11.06% | 20,192,960              | 8.67%  | 130,983                 | 0.65%    |
| Total                   | 183,814,680             |        | 232,916,725             |        | (49,102,045)            | -21.08%  |

|                         | <u>AS OF 02/29/2020</u> |        | <u>AS OF 02/28/2019</u> |        | <u>YEARLY CHANGE</u> |          |
|-------------------------|-------------------------|--------|-------------------------|--------|----------------------|----------|
| Certificates of Deposit | 15,000,000              | 6.12%  | 5,000,000               | 2.15%  | 10,000,000           | 200.00%  |
| Local Government        |                         |        |                         |        |                      |          |
| Investment Pools        | 184,403,040             | 75.25% | 205,723,765             | 88.33% | (21,320,725)         | -10.36%  |
| US Agency               | 25,004,832              | 10.20% | 2,000,000               | 0.86%  | 23,004,832           | 1150.24% |
| Money Market Account    | 20,646,496              | 8.43%  | 20,192,960              | 8.67%  | 453,536              | 2.25%    |
| Total                   | 245,054,368             |        | 232,916,725             |        | 12,137,643           | 5.21%    |

The following investments reflect the weighted average maturity (WAM) for the previous quarters indicated below.

| Quarter Ended | Certificates of Deposit | DAYS TO MATURITY                  |         |             | Average WAM | Certificates of Deposit | Local Government Investment Pools | US Agencies |
|---------------|-------------------------|-----------------------------------|---------|-------------|-------------|-------------------------|-----------------------------------|-------------|
|               |                         | Local Government Investment Pools | MM Acct | US Agencies |             |                         |                                   |             |
| FEB 2020      | 14.88                   | .75                               | .08     | 76.27       | 91.99       | 243                     | 1                                 | 747         |
| NOV 2019      | 4.90                    | .78                               | .11     | 27.88       | 33.67       | 60                      | 1                                 | 1,024       |
| AUG 2019      | 2.54                    | .72                               | .13     | 86.37       | 89.72       | 27                      | 1                                 | 1,392       |
| MAY 2019      | 3.085                   | .86                               | .11     | -           | 4.02        | 112                     | 1                                 | -           |
| FEB 2019      | 0.43                    | 0.88                              | 0.09    | 5.45        | 6.85        | 20                      | 1                                 | 635         |

Overall, the weighted average yield to maturity at cost for the district's portfolio is as follows.

| Period   | Certificates of Deposit | Money Market Account | Local Government Investment Pools | US Agencies | Total |
|----------|-------------------------|----------------------|-----------------------------------|-------------|-------|
| FEB 2020 | 1.880                   | 1.763                | 2.282                             | 1.660       | 1.795 |
| NOV 2019 | 1.980                   | 2.100                | 2.068                             | 2.100       | 2.065 |
| AUG 2019 | 2.633                   | 2.350                | 2.282                             | 2.500       | 2.330 |
| MAY 2019 | 2.500                   | 2.590                | 2.540                             | -           | 2.543 |
| FEB 2019 | 2.450                   | 2.580                | 2.608                             | 1.869       | 2.227 |
| NOV 2018 | 2.450                   | 2.380                | 2.394                             | 1.869       | 2.273 |

For the quarter ended February 29, 2020, the following data provides a comparison to prior year by fund and by security type. The change from the prior year was a 5.21% increase in the amount of \$12,137,643. The change from the prior quarter was a 33.42% increase in the amount of \$61,377,504.

| February 2020     |                      |                         |                                   |                   |                    |
|-------------------|----------------------|-------------------------|-----------------------------------|-------------------|--------------------|
| Fund              | Money Market Account | Certificates of Deposit | Local Government Investment Pools | US Agencies       | Total              |
| 199               | 20,646,496           | 15,000,000              | 152,367,583                       | 25,004,832        | 213,018,911        |
| 240               | -                    | -                       | 21,320,158                        | -                 | 21,320,158         |
| 599               | -                    | -                       | 8,631,753                         | -                 | 8,631,753          |
| 679               | -                    | -                       | -                                 | -                 | -                  |
| 681               | -                    | -                       | -                                 | -                 | -                  |
| 682               | -                    | -                       | -                                 | -                 | -                  |
| 687               | -                    | -                       | -                                 | -                 | -                  |
| 771               | -                    | -                       | 2,083,546                         | -                 | 2,083,546          |
| <b>Total</b>      | <b>20,646,496</b>    | <b>15,000,000</b>       | <b>184,403,040</b>                | <b>25,004,832</b> | <b>245,054,368</b> |
| <b>% to Total</b> | <b>8.43%</b>         | <b>6.12%</b>            | <b>75.25%</b>                     | <b>10.20%</b>     |                    |

| February 2019 |                      |                         |                                   |             |             |
|---------------|----------------------|-------------------------|-----------------------------------|-------------|-------------|
| Fund          | Money Market Account | Certificates of Deposit | Local Government Investment Pools | US Agencies | Total       |
| 199           | 20,192,960           | 5,000,000               | 158,687,527                       | 2,000,000   | 185,880,487 |
| 240           | -                    | -                       | 15,774,413                        | -           | 15,774,413  |
| 599           | -                    | -                       | 16,030,246                        | -           | 16,030,246  |

|                   |                   |                  |                    |                  |                    |
|-------------------|-------------------|------------------|--------------------|------------------|--------------------|
| 679               | -                 | -                | 1,684,250          | -                | 1,684,250          |
| 681               | -                 | -                | 8,997,254          | -                | 8,997,254          |
| 682               | -                 | -                | 156,368            | -                | 156,368            |
| 687               | -                 | -                | 2,356,130          | -                | 2,356,130          |
| 771               | -                 | -                | 2,037,577          | -                | 2,037,577          |
| <b>Total</b>      | <b>20,192,960</b> | <b>5,000,000</b> | <b>205,723,765</b> | <b>2,000,000</b> | <b>232,916,725</b> |
| <b>% to Total</b> | <b>8.67%</b>      | <b>2.15%</b>     | <b>88.33%</b>      | <b>0.86%</b>     |                    |

**YEARLY CHANGE**

| <b>Fund</b>       | <b>Money Market Account</b> | <b>Certificates of Deposit</b> | <b>Local Government Investment Pools</b> | <b>US Agencies</b> | <b>Total</b>      |
|-------------------|-----------------------------|--------------------------------|--|--------------------|-------------------|
| 199               | 453,536                     | 10,000,000                     | (6,319,944)                              | 23,004,832         | 27,138,424        |
| 240               | -                           | -                              | 5,545,745                                | -                  | 5,545,745         |
| 599               | -                           | -                              | (7,398,493)                              | -                  | (7,398,493)       |
| 679               | -                           | -                              | (1,684,250)                              | -                  | (1,684,250)       |
| 681               | -                           | -                              | (8,997,254)                              | -                  | (8,997,254)       |
| 682               | -                           | -                              | (156,368)                                | -                  | (156,368)         |
| 687               | -                           | -                              | (2,356,130)                              | -                  | (2,356,130)       |
| 771               | -                           | -                              | 45,969                                   | -                  | 45,969            |
| <b>Total</b>      | <b>453,536</b>              | <b>10,000,000</b>              | <b>(21,320,725)</b>                      | <b>23,004,832</b>  | <b>12,137,643</b> |
| <b>% To Total</b> | <b>3.74%</b>                | <b>82.39%</b>                  | <b>-175.66%</b>                          | <b>189.53%</b>     |                   |

**YEARLY CHANGE**

| <b>Fund</b>  | <b>Money Market Account</b> | <b>Certificates of Deposit</b> | <b>Local Government Investment Pools</b> | <b>US Agencies</b> | <b>Total</b> |
|--------------|-----------------------------|--------------------------------|--|--------------------|--------------|
| 199          | 2.25%                       | 200.00%                        | -3.98%                                   | 1150.24%           | 14.60%       |
| 240          | 0.00%                       | 0.00%                          | 35.16%                                   | 0.00%              | 35.16%       |
| 599          | 0.00%                       | 0.00%                          | -46.15%                                  | 0.00%              | -46.15%      |
| 679          | 0.00%                       | 0.00%                          | -100.00%                                 | 0.00%              | -100.00%     |
| 681          | 0.00%                       | 0.00%                          | -100.00%                                 | 0.00%              | -100.00%     |
| 682          | 0.00%                       | 0.00%                          | -100.00%                                 | 0.00%              | -100.00%     |
| 687          | 0.00%                       | 0.00%                          | -100.00%                                 | 0.00%              | -100.00%     |
| 771          | 0.00%                       | 0.00%                          | 2.26%                                    | 0.00%              | 2.26%        |
| <b>Total</b> | <b>2.25%</b>                | <b>200.00%</b>                 | <b>-10.36%</b>                           | <b>1150.24%</b>    | <b>5.21%</b> |

**February 2020**

| <b>Fund</b> | <b>Money Market Account</b> | <b>Certificates of Deposit</b> | <b>Local Government Investment Pools</b> | <b>US Agencies</b> | <b>Total</b> |
|-------------|-----------------------------|--------------------------------|--|--------------------|--------------|
| 199         | 20,646,496                  | 15,000,000                     | 152,367,583                              | 25,004,832         | 213,018,911  |
| 240         | -                           | -                              | 21,320,158                               | -                  | 21,320,158   |
| 599         | -                           | -                              | 8,631,753                                | -                  | 8,631,753    |
| 679         | -                           | -                              | -  | -                  | -            |
| 681         | -                           | -                              | -  | -                  | -            |
| 682         | -                           | -                              | -  | -                  | -            |
| 687         | -                           | -                              | -  | -                  | -            |
| 771         | -                           | -                              | 2,083,546                                | -                  | 2,083,546    |

|                   |                   |                   |                    |                   |                    |
|-------------------|-------------------|-------------------|--------------------|-------------------|--------------------|
| <b>Total</b>      | <b>20,646,496</b> | <b>15,000,000</b> | <b>184,403,040</b> | <b>25,004,832</b> | <b>245,054,368</b> |
| <b>% to Total</b> | <b>8.43%</b>      | <b>6.12%</b>      | <b>75.25%</b>      | <b>10.20%</b>     |                    |

| <b>November 2019</b> |                             |                                |  |                    |                    |
|----------------------|-----------------------------|--------------------------------|--|--------------------|--------------------|
| <b>Fund</b>          | <b>Money Market Account</b> | <b>Certificates of Deposit</b> | <b>Local Government Investment Pools</b> | <b>US Agencies</b> | <b>Total</b>       |
| 199                  | 20,556,673                  | 15,000,000                     | 108,223,357                              | 5,000,000          | 148,780,030        |
| 240                  | -                           | -                              | 15,781,876                               | -                  | 15,781,876         |
| 599                  | -                           | -                              | 17,040,921                               | -                  | 17,040,921         |
| 679                  | -                           | -                              | -  | -                  | -                  |
| 681                  | -                           | -                              | -  | -                  | -                  |
| 682                  | -                           | -                              | -  | -                  | -                  |
| 687                  | -                           | -                              | -  | -                  | -                  |
| 771                  | -                           | -                              | 2,074,037                                | -                  | 2,074,037          |
| <b>Total</b>         | <b>20,556,673</b>           | <b>15,000,000</b>              | <b>143,120,191</b>                       | <b>5,000,000</b>   | <b>183,676,864</b> |
| <b>% to Total</b>    | <b>11.19%</b>               | <b>8.17%</b>                   | <b>77.92%</b>                            | <b>2.72%</b>       |                    |

| <b>QUARTERLY CHANGE</b> |                             |                                |  |                    |                   |
|-------------------------|-----------------------------|--------------------------------|--|--------------------|-------------------|
| <b>Fund</b>             | <b>Money Market Account</b> | <b>Certificates of Deposit</b> | <b>Local Government Investment Pools</b> | <b>US Agencies</b> | <b>Total</b>      |
| 199                     | 89,823                      | -                              | 44,144,226                               | 20,004,832         | 64,238,881        |
| 240                     | -                           | -                              | 5,538,282                                | -                  | 5,538,282         |
| 599                     | -                           | -                              | (8,409,168)                              | -                  | (8,409,168)       |
| 679                     | -                           | -                              | -  | -                  | -                 |
| 681                     | -                           | -                              | -  | -                  | -                 |
| 682                     | -                           | -                              | -  | -                  | -                 |
| 687                     | -                           | -                              | -  | -                  | -                 |
| 771                     | -                           | -                              | 9,509                                    | -                  | 9,509             |
| <b>Total</b>            | <b>89,823</b>               | <b>-</b>                       | <b>41,282,849</b>                        | <b>20,004,832</b>  | <b>61,377,504</b> |
| <b>% to Total</b>       | <b>0.15%</b>                | <b>0.00%</b>                   | <b>67.72%</b>                            | <b>32.59%</b>      |                   |

| <b>QUARTERLY CHANGE</b> |                             |                                |  |                    |               |
|-------------------------|-----------------------------|--------------------------------|--|--------------------|---------------|
| <b>Fund</b>             | <b>Money Market Account</b> | <b>Certificates of Deposit</b> | <b>Local Government Investment Pools</b> | <b>US Agencies</b> | <b>Total</b>  |
| 199                     | 0.44%                       | 0.00%                          | 40.79%                                   | 400.10%            | 43.18%        |
| 240                     | 0.00%                       | 0.00%                          | 35.09%                                   | 0.00%              | 35.09%        |
| 599                     | 0.00%                       | 0.00%                          | -49.35%                                  | 0.00%              | -49.35%       |
| 679                     | 0.00%                       | 0.00%                          | 0.00%                                    | 0.00%              | 0.00%         |
| 681                     | 0.00%                       | 0.00%                          | 0.00%                                    | 0.00%              | 0.00%         |
| 682                     | 0.00%                       | 0.00%                          | 0.00%                                    | 0.00%              | 0.00%         |
| 687                     | 0.00%                       | 0.00%                          | 0.00%                                    | 0.00%              | 0.00%         |
| 771                     | 0.00%                       | 0.00%                          | 0.46%                                    | 0.00%              | 0.46%         |
| <b>Total</b>            | <b>0.44%</b>                | <b>0.00%</b>                   | <b>28.84%</b>                            | <b>400.10%</b>     | <b>33.42%</b> |

The following table is the agency balances per period indicated per fund.

| Period   | Fund 199   | Fund 599 | Fund 671 | Fund 674 | Total      |
|----------|------------|----------|----------|----------|------------|
| FEB 2020 | 25,004,832 |          |          |          | 25,004,832 |
| NOV 2019 | 5,000,000  |          |          |          | 5,000,000  |
| AUG 2019 | 9,900,000  |          |          |          | 9,900,000  |
| May 2019 | -          |          |          |          | -          |
| FEB 2019 | 2,000,000  |          |          |          | 2,000,000  |

The following tables are the interest earned as indicated.

|                    |      | Month          | Month          | Month          | Quarter        | Quarter        | Fiscal YTD          |
|--------------------|------|----------------|----------------|----------------|----------------|----------------|---------------------|
|                    | Fund | DEC 2019       | JAN 2020       | FEB 2020       | SEP - NOV 2019 | DEC - FEB 2020 | SEP 2019 - AUG 2020 |
| Local Maintenance  | 199  | 226,747        | 260,503        | 276,073        | 580,968        | 763,323        | 1,344,291           |
| Federal Programs   | 240  | 26,028         | 28,279         | 27,500         | 125,715        | 81,807         | 207,522             |
| Interest & Sinking | 599  | 27,859         | 27,505         | 29,926         | 87,828         | 85,290         | 173,118             |
| Capital Projects   | 600s | -              | -              |                | 0              | 0              | 0                   |
| Internal Service   | 771  | 3,316          | 3,272          | 2,922          | 10,712         | 9,509          | 20,221              |
| <b>Total</b>       |      | <b>283,950</b> | <b>319,558</b> | <b>336,420</b> | <b>805,223</b> | <b>939,928</b> | <b>1,745,151</b>    |

|                    |      | Month          | Month          | Month          | Quarter        | Quarter          | Fiscal YTD       |
|--------------------|------|----------------|----------------|----------------|----------------|------------------|------------------|
|                    | Fund | DEC 2018       | JAN 2019       | FEB 2019       | SEP - NOV 2018 | DEC - FEB 2019   | "SEP 2018 -      |
| Local Maintenance  | 199  | 319,157        | 397,167        | 419,276        | 718,264        | 1,135,601        | 1,853,864        |
| Federal Programs   | 240  | 23,072         | 28,674         | 30,596         | 56,335         | 82,342           | 138,677          |
| Interest & Sinking | 599  | 14,141         | 17,423         | 28,841         | 38,617         | 60,405           | 99,022           |
| Capital Projects   | 600s | 27,858         | 29,242         | 26,578         | 76,200         | 83,678           | 159,878          |
| Internal Service   | 771  | 4,311          | 4,526          | 4,113          | 11,795         | 12,950           | 24,745           |
| <b>Total</b>       |      | <b>388,538</b> | <b>477,034</b> | <b>509,404</b> | <b>901,211</b> | <b>1,374,976</b> | <b>2,276,187</b> |

Interest amount changes and percentage changes from prior year for the periods indicated.

|                   |      | From Prior Year |           |           |                         |                         |            |
|-------------------|------|-----------------|-----------|-----------|-------------------------|-------------------------|------------|
|                   |      | Month           | Month     | Month     | 1 <sup>st</sup> Quarter | 2 <sup>nd</sup> Quarter | Fiscal YTD |
|                   | Fund | Change          | Change    | Change    | Change                  | Change                  | Change     |
| Local Maintenance | 199  | (92,410)        | (136,665) | (143,203) | (137,296)               | (372,278)               | (509,574)  |
| Federal Programs  | 240  | 2,956           | (396)     | (3,096)   | 69,380                  | (535)                   | 68,845     |

|                    |             |                  |                  |                  |                               |                               |                   |
|--------------------|-------------|------------------|------------------|------------------|-------------------------------|-------------------------------|-------------------|
| Interest & Sinking | 599         | 13,718           | 10,081           | 1,085            | 49,211                        | 24,884                        | 74,095            |
| Capital Projects   | 600s        | (27,858)         | (29,242)         | (26,578)         | (76,200)                      | (83,678)                      | (159,878)         |
| Internal Service   | 771         | (995)            | (1,255)          | (1,191)          | (1,084)                       | (3,441)                       | (4,525)           |
| <b>Total</b>       |             | <b>(104,588)</b> | <b>(157,476)</b> | <b>(172,983)</b> | <b>(95,988)</b>               | <b>(435,047)</b>              | <b>(531,036)</b>  |
| From Prior Year    |             |                  |                  |                  |                               |                               |                   |
|                    |             | <b>Month</b>     | <b>Month</b>     | <b>Month</b>     | <b>1<sup>st</sup> Quarter</b> | <b>2<sup>nd</sup> Quarter</b> | <b>Fiscal YTD</b> |
|                    | <b>Fund</b> | <b>Change</b>    | <b>Change</b>    | <b>Change</b>    | <b>Change</b>                 | <b>Change</b>                 | <b>Change</b>     |
| Local Maintenance  | 199         | -29%             | -34%             | -34%             | -19%                          | -33%                          | -27%              |
| Federal Programs   | 240         | 13%              | -1%              | -10%             | 123%                          | -1%                           | 50%               |
| Interest & Sinking | 599         | 97%              | 58%              | 4%               | 127%                          | 41%                           | 75%               |
| Capital Projects   | 600s        | -100%            | -100%            | -100%            | -100%                         | -100%                         | -100%             |
| Internal Service   | 771         | -23%             | -28%             | -29%             | -9%                           | -27%                          | -18%              |
| <b>Total</b>       |             | <b>-27%</b>      | <b>-33%</b>      | <b>-34%</b>      | <b>-11%</b>                   | <b>-32%</b>                   | <b>-23%</b>       |

The following table is accrued interest as indicated for the period ending February 29, 2020:

| Local Maintenance        | CUSIP     | SETTLEMENT DATE | YTM @ COST | BOOK VALUE        | BEGINNING MARKET VALUE | ENDING MARKET VALUE | MATURITY DATE | ACCRUED INTEREST |
|--------------------------|-----------|-----------------|------------|-------------------|------------------------|---------------------|---------------|------------------|
| Dallas Capital Bank (CD) | CD        | 01/21/20        | 1.880      | 5,000,000         | 5,000,000              | 5,000,000           | 10/20/20      | 10,044           |
| Dallas Capital Bank (CD) | CD        | 02/03/20        | 1.880      | 10,000,000        | 10,000,000             | 10,000,000          | 11/03/20      | 13,392           |
| FFCB Callable            | 3134GUV23 | 01/13/20        | 1.800      | 5,000,000         | 5,000,500              | 5,000,000           | 04/13/20      | 11,500           |
| FFCB Callable            | 3134GU4H0 | 01/23/20        | 1.701      | 5,000,000         | 5,005,200              | 5,000,000           | 01/24/20      | 8,250            |
| <b>Total</b>             | -         | -               | -          | <b>25,000,000</b> | <b>25,005,700</b>      | <b>25,000,000</b>   | -             | <b>43,186</b>    |

Over the current month and previous twelve months, the interest earned is as follows:

| Month    | Local Maintenance | Federal Programs | Interest & Sinking | Capital Projects | Internal Service | Total   | Quarter-To-Date | Fiscal Year-To-Date |
|----------|-------------------|------------------|--------------------|------------------|------------------|---------|-----------------|---------------------|
| FEB 2020 | 276,073           | 27,500           | 29,926             | -                | 2,922            | 336,420 | 939,929         | 1,745,152           |
| JAN 2020 | 260,503           | 28,279           | 27,505             | -                | 3,272            | 319,559 |                 |                     |
| DEC 2019 | 226,747           | 26,028           | 27,859             | -                | 3,316            | 283,950 |                 |                     |
| NOV 2019 | 188,590           | 38,364           | 26,944             | -                | 3,301            | 257,200 | 805,223         | 805,223             |
| OCT 2019 | 200,183           | 44,299           | 29,993             | -                | 3,668            | 278,143 |                 |                     |
| SEP 2019 | 192,195           | 43,052           | 30,891             | -                | 3,742            | 269,880 |                 |                     |
| AUG 2019 | 233,810           | 45,880           | 38,778             | -                | 3,994            | 322,461 | 1,049,853       | 4,661,412           |
| JUL 2019 | 277,515           | 48,329           | 33,348             | -                | 4,216            | 363,408 |                 |                     |
| JUN 2019 | 281,227           | 45,630           | 32,900             | -                | 4,227            | 363,984 |                 |                     |
| MAY 2019 | 337,311           | 43,461           | 34,876             | -                | 4,448            | 420,096 | 1,335,373       | 3,611,559           |
| APR 2019 | 346,808           | 38,376           | 34,027             | -                | 4,340            | 423,551 |                 |                     |
| MAR 2019 | 409,960           | 35,698           | 35,442             | 6,102            | 4,524            | 491,726 |                 |                     |
| FEB 2019 | 419,276           | 30,596           | 28,841             | 26,578           | 4,113            | 509,404 | 1,374,975       | 2,276,186           |

The average monthly rates as per each local government investment pool have shown fluctuations during the periods indicated.

| Month    | LOGIC  | Lone Star Investment Pool | Texas Class | TexPool | TexSTAR |
|----------|--------|---------------------------|-------------|---------|---------|
| FEB 2020 | 1.7619 | 1.5700                    | 1.7700      | 1.5908  | 1.5641  |
| JAN 2020 | 1.7978 | 1.5800                    | 1.8500      | 1.5925  | 1.5515  |
| DEC 2019 | 1.8173 | 1.6200                    | 1.8800      | 1.6226  | 1.5643  |
| NOV 2019 | 1.8429 | 1.7100                    | 1.9400      | 1.6774  | 1.6177  |
| OCT 2019 | 2.0578 | 1.9000                    | 2.0900      | 1.9115  | 1.8510  |
| SEP 2019 | 2.2461 | 2.1000                    | 2.2000      | 2.1635  | 2.1065  |
| AUG 2019 | 2.3324 | 2.1600                    | 2.2811      | 2.3470  | 2.1258  |
| JUL 2019 | 2.4550 | 2.3700                    | 2.4166      | 2.4998  | 2.3883  |
| JUN 2019 | 2.4927 | 2.3800                    | 2.5014      | 2.5226  | 2.3790  |
| MAY 2019 | 2.5410 | 2.4000                    | 2.5642      | 2.4005  | 2.4048  |
| APR 2019 | 2.5838 | 2.4200                    | 2.5835      | 2.4344  | 2.4243  |
| MAR 2019 | 2.6015 | 2.4100                    | 2.6125      | 2.4164  | 2.4112  |
| FEB 2019 | 2.6090 | 2.3900                    | 2.6339      | 2.3972  | 2.4001  |

Overall, the weighted average yield to maturity at cost for the district's portfolio is as follows:

| Period   | Certificates of Deposit | Money Market Account | Local Government Investment Pools | US Agencies | Total |
|----------|-------------------------|----------------------|-----------------------------------|-------------|-------|
| FEB 2020 | 1.880                   | 1.763                | 1.735                             | 1.660       | 1.795 |
| NOV 2019 | 1.980                   | 2.100                | 2.282                             | 2.100       | 2.065 |
| AUG 2019 | 2.633                   | 2.350                | 2.282                             | 2.500       | 2.330 |
| MAY 2019 | 2.500                   | 2.590                | 2.540                             | -           | 2.543 |
| FEB 2019 | 2.450                   | 2.580                | 2.608                             | 1.869       | 2.227 |

Historically, the ending portfolio balances per type is as follows:

| Month    | Certificates of Deposit | Money Market Account | Local Government Investment Pools | US Agencies | Total       |
|----------|-------------------------|----------------------|-----------------------------------|-------------|-------------|
| FEB 2020 | 15,000,000              | 20,646,496           | 185,262,549                       | 25,004,832  | 245,054,368 |
| JAN 2020 | 15,000,000              | 20,618,043           | 221,683,955                       | 15,000,892  | 272,302,890 |
| DEC 2019 | 15,000,000              | 20,587,667           | 169,905,995                       | 0           | 205,493,662 |
| NOV 2019 | 15,000,000              | 20,556,673           | 143,120,191                       | 5,000,000   | 183,676,864 |
| OCT 2019 | 15,000,000              | 20,525,689           | 148,958,571                       | 5,000,000   | 189,484,260 |
| SEP 2019 | 15,000,000              | 20,489,551           | 131,390,308                       | 5,000,000   | 171,879,859 |
| AUG 2019 | 15,000,000              | 20,450,522           | 114,259,328                       | 9,900,000   | 159,609,850 |
| JUL 2019 | 15,000,000              | 20,410,102           | 130,795,029                       | 9,900,000   | 176,105,132 |
| JUN 2019 | 15,000,000              | 20,366,158           | 136,274,784                       | 9,900,000   | 181,540,943 |
| MAY 2019 | 5,000,000               | 20,323,943           | 158,490,737                       | 0           | 183,814,680 |
| APR 2019 | 5,000,000               | 20,279,916           | 166,776,104                       | 2,000,000   | 194,056,020 |
| MAR 2019 | 5,000,000               | 20,236,961           | 189,187,975                       | 2,000,000   | 216,424,936 |
| FEB 2019 | 5,000,000               | 20,192,960           | 205,723,765                       | 2,000,000   | 232,916,725 |

## **REPORT FROM DIVISION OF SUPPORT SERVICES**

### **Facilities and Operations Department –**

A total of 1020 work orders have been completed from May 1, 2020 through May 31, 2020. This includes 1017 corrective work orders and 3 preventive work orders.

### **Document Services**

Laserfiche – We have received several work orders from HR to assist them with revisions to their existing forms. We also created our first public form for AEL student registration, which was successful launched.

HR is now requesting Record Center retrievals through Laserfiche and records are scanned instead of being manual transferred. We received 1 request to pull records in May.

Public Information – Our deadlines have been paused in compliance with the Texas Public Information Act due to the pandemic. We are still attempting to respond in a timely manner. In May, 14 requests were opened (7 are still being processed and 7 were completed). A total of 172 requests (153 completed and 19 open) have been made in SY 2019-2020.

Student Records – In May, our records clerks and my Office Manager returned once a week to process requests. 176 student records requests were received and 167 were completed.

Print Shop – 50 orders were received and 29 were completed; 8 of these jobs included color printing and 21 jobs were black and white print only. Two jobs were high-volume (30K+ clicks).

Mail Center – Processed 4,717 pieces of U.S. mail for total charges of \$3,203.10 and 5 packages for a total of \$45.24.

Work Orders - Closed 7 Work Orders. We received a total of 9 new requests:

- Deliver Shred Console/Container – Total 0
- Destruction Approval/Shredding – Total 3
- Records Center Retrieval – Total 0 (HR requests made through LF Forms)

- Shred Consoles Emptied – Total 6
- New Transfers to Records Center – Total 0
- Other – Total 0

Processed work orders submitted for the crafts of Document Management, Records Management:

- Document Management – 261 work orders have been processed in FY 2019/2020 with an average completion of 12 days. Document Services completed 11.5% and Warehouse completed 88.5%.
- Records Management – 2,813 work orders have been processed in FY 2019/2020 with an average completion of 4 days. Warehouse completed 100%.

**The Utilities Section** – The team completed 104 work orders during the month of May. The utilities section was sent home on March 18<sup>th</sup> to “Shelter in Place” due to COVID - 19. The section supported Food Service in the meal distribution and responding to critical and essential systems that need repair. They have begun preparing schools for the students and staff return in August.

**The Structural Section** – The team completed 50 work orders during the month of May. The structural section was sent home on March 18<sup>th</sup> to “Shelter in Place” due to COVID -19. They responded to essential infrastructure repairs - doors, locks, windows and graffiti as needed. The section has begun preparing schools for the students and staff return in August. The painting staff is starting the summer painting program for the designated schools.

**The Grounds Section**– In May the Grounds Department spent the month getting caught up at all campuses from the COVID break. We worked not only on mowing grass, but we took advantage of the empty campuses to improve the grass by fertilizing heavily and utilizing chemicals to control various types of weeds. By month’s end the grass was under control at all buildings and we can now begin to focus on summer projects and work orders. All crews exceeded expectations. The small engine shop continued to repair tractors and golf carts to keep our crews productive for the athletic programs. Our vehicle mechanic serviced and repaired numerous vehicles in our 128-vehicle fleet to ensure all vehicles were ready when the rest of facilities re-opened.

**Regulatory Compliance, IPM and Safety**– In May we did not hold our monthly safety meeting due to COVID-19. We are taking advantage of the empty campuses and are doing a complete rodent exclusion at all campuses. This will help reduce the number of pests at all campuses and provide a better, safer environment for our staff and students when they return to the buildings. We are working with the construction team to address asbestos needs prior to the project starts. We are also working on the new playground construction and are anxious to begin the first phase of pre-k playground installations. Facilities continues to stress to personnel the importance of using personal protective equipment while working. We continue to train our employees in the SchoolDude work-

order system. We have also been treating several wasp nests in-house to better serve the students and staff. We also teamed with building managers, HVAC department, and structural department to ensure that we are providing the best indoor air quality for our staff and students.

**Operations**–. The Operations Department has completed 0 work orders for the month of May. The Operations Department has gross revenue for facility rentals of \$66,828.10 through the month of May. The Operations Team is in the process of the summer cleaning.

**Warehouse** –

- Routine Custodial, Food Service, Health Services, and Maintenance Orders for the month of May total 225 orders pulled and posted in MUNIS, School Dude, and Primero.
- 99% average delivery time in one day.
- Routine Delivery, Warehouse, Surplus, Document Management Work Orders for the month of May is 82 total work orders closed. This includes 33 work orders for Document Services and 49 work orders for Delivery, Warehouse, and Surplus.
- The Warehouse supported various campus operations, such as, Hands on Science Center, Food Service & Nutrition, Records Department, Mail Services, Operations Department, CTE Department, Library Services, and Physical Education Department by providing deliveries, pickups, and completing work orders. This month we supported all deliveries for the Food and Nutrition department for food distribution for the students of Irving ISD. We have become the central receiving for the district during this pandemic. Additionally, we are hold and now distributing all Pre -K 4 materials to all elementary campuses.