

Agenda of Regular Meeting

The Board of Trustees

Marathon ISD

Preparing Each Student for a Successful Future as a Lifelong Learner

A Regular Meeting of the Board of Trustees of Marathon ISD will be held September 27, 2023, beginning at 6:00 PM in the Marathon High School Library.

The subjects to be discussed or considered or upon which any formal action may be taken are listed below. Items do not have to be taken in the same order as shown on this meeting notice. Unless removed from the consent agenda, items identified within the consent agenda will be acted on at one time.

- I. Call Meeting to Order
- II. Pledge of Allegiance to the American and Texas Flags
- III. Moment of Silence
- IV. Public Comment
- V. School Board Resolution For World Teachers' Day
- VI. Consent Items
 - a. Monthly Tax Collection Report 2
 - b. Check Payments 17
 - c. Budget Amendments 23
 - d. Review and approve previous Board Minutes 24
- VII. Marathon ISD Financial Institute - Bank Depository Authorized Representatives 26
- VIII. Superintendent's Report
 - a. State Accountability A-F System Update 27
 - b. Report on Safety and Security Audit 30
- IX. Renaissance Data from September, 2023 47
- X. Report on Existing Vacancies
- XI. Discussion about the Superintendent's House
- XII. Upcoming Events
- XIII. Adjourn

The Marathon ISD seven-member Board of Trustees is focused on student achievement and the overall success of the school district.

MARATHON ISD

Aug-23

Total Month Collected	4,920.46
Total Paid Taxes	
Current Base (M&O)	3,775.70
Penalty	440.39
Interest	257.01
Atty Fees	
Current Base (I&S)	
Penalty	
Interest	
Delinquent Base (M&O)	310.55
Penalty	37.27
Interest	99.54
Atty Fees	89.48
Delinquent Base (I&S)	
Penalty	
Interest	
Atty Fees	
Current BPP	5.51
Penalty	0.66
Interest	0.38
Atty Fees	0.00
Delinquent BPP	0.00
Penalty	0.00
Interest	0.00
Atty Fees	0.00
CED Base	0.00
Penalty	0.00
Interest	0.00
Atty Fees	0.00
Refunds	0

Total Yearly Collected:	1,125,832.05
Total Paid Taxes	10/1/2022 to 08/31/2023
Current Base (M&O)	1,110,246.35
Penalty	3,056.19
Interest	1,200.94
Atty Fees	0.00
Current Base (I&S)	
Penalty	
Interest	
Delinquent Base (M&O)	8,111.56
Penalty	1,090.51
Interest	2,126.50
Atty Fees	2,476.84
Delinquent Base (I&S)	0.00
Penalty	0.00
Interest	0.00
Atty Fees	0.00
Current BPP	594.26
Penalty	2.88
Interest	1.42
Atty Fees	
Delinquent BPP	0.00
Penalty	0.00
Interest	0.00
Atty Fees	0.00
CED Base	0.00
Penalty	0.00
Interest	0.00
Atty Fees	0.00
Refunds	8,861.70
Percentage	98.55%

Tax Collections Activity Report - Current/Delinquent

9/7/2023

2:38:40PM

Report Criteria

Entity: ALL
 Year: ALL
 Date Range: 08/01/2023 to 08/31/2023
 Batch(es): ALL

Entity: Marathon ISD

Current Year	M&O	I&S	Delinquent Years	M&O	I&S	All Years	M&O	I&S
Taxes	3,775.70	0.00	Taxes	310.55	0.00	Taxes	4,086.25	0.00
Discounts	0.00	0.00	Discounts	0.00	0.00	Discounts	0.00	0.00
Penalty	440.39	0.00	Penalty	37.27	0.00	Penalty	477.66	0.00
Interest	257.01	0.00	Interest	99.54	0.00	Interest	356.55	0.00
Total Collected	4,473.10	0.00	Total Collected	447.36	0.00	Total Collected	4,920.46	0.00
Total Refunded:	0.00	0.00	Total Refunded:	0.00	0.00	Total Refunded:	0.00	0.00
Total Returned:	0.00	0.00	Total Returned:	0.00	0.00	Total Returned:	0.00	0.00
Taxes	3,775.70	0.00	Taxes	310.55	0.00	Taxes	4,086.25	0.00
Penalty	440.39	0.00	Penalty	37.27	0.00	Penalty	477.66	0.00
Interest	257.01	0.00	Interest	99.54	0.00	Interest	356.55	0.00
Total Disbursed:	4,473.10	0.00	Total Disbursed:	447.36	0.00	Total Disbursed:	4,920.46	0.00
Total Disbursed:	4,473.10	0.00	Total Disbursed:	447.36	0.00	Total Disbursed:	4,920.46	0.00
Current Year								
Total Collected	4,473.10	0.00	Total Collected	447.36	0.00	Total Collected	4,920.46	0.00
Attorney Fees	847.78		Attorney Fees	89.48		Attorney Fees	937.26	
Other Fees	0.00		Other Fees	0.00		Other Fees	0.00	
Overpayments	0.00		Overpayments	0.00		Overpayments	0.00	
Total Paid	5,320.88		Total Paid	536.84		Total Paid	5,857.72	
Underpayments	0.27		Underpayments	0.00		Underpayments	0.27	
Total Paid	5,320.88		Total Paid	536.84		Total Paid	5,857.72	
All Years								
Attorney Fees	847.78		Attorney Fees	89.48		Attorney Fees	937.26	
Refunds Paid - Attorney Fees	0.00		Refunds Paid - Attorney Fees	0.00		Refunds Paid - Attorney Fees	0.00	
Attorney Fee Disbursement Amount	847.78		Attorney Fee Disbursement Amount	89.48		Attorney Fee Disbursement Amount	937.26	

Tax Collections Activity Report - Current/Delinquent

9/7/2023 2:38:40PM MISD BPP

Report Criteria Entity: ALL Year: ALL Date Range: 08/01/2023 to 08/31/2023 Batch(es): ALL

Entity	Current Year	Delinquent Years	All Years
	M&O	M&O	M&O
	I&S	I&S	I&S
Taxes	5.51	0.00	5.51
Discounts	0.00	0.00	0.00
Penalty	0.66	0.00	0.66
Interest	0.38	0.00	0.38
Total Collected	6.55	0.00	6.55
Total Collected	6.55	0.00	6.55
Refunds Paid			
Taxes	0.00	0.00	0.00
Penalty	0.00	0.00	0.00
Interest	0.00	0.00	0.00
Total Refunded:	0.00	0.00	0.00
Total Refunded:	0.00	0.00	0.00
Taxes	5.51	0.00	5.51
Penalty	0.66	0.00	0.66
Interest	0.38	0.00	0.38
Total Disbursed:	6.55	0.00	6.55
Total Disbursed:	6.55	0.00	6.55
Total Collected	6.55	0.00	6.55
Attorney Fees	0.00	0.00	0.00
Other Fees	0.00	0.00	0.00
Overpayments	0.00	0.00	0.00
Total Paid	6.55	0.00	6.55
Underpayments	0.00	0.00	0.00
Total Paid	6.55	0.00	6.55
Attorney Fees	0.00	0.00	0.00
Refunds Paid - Attorney Fees	0.00	0.00	0.00
Attorney Fee Disbursement Amount	0.00	0.00	0.00

Tax Collections Activity Report - Current/Delinquent

9/7/2023

2:38:40PM

Report Criteria

Entity: ALL
 Year: ALL
 Date Range: 09/01/2023 to 09/31/2023
 Batch(es): ALL

Brewster County Tax Office
 Page 15 of 20

Entity	M&O		I&S		Delinquent Years		M&O		I&S		All Years		M&O		I&S	
Current Year																
Taxes	0.00		0.00		Taxes	0.00		0.00		Taxes	0.00		0.00		0.00	
Discounts	0.00		0.00		Discounts	0.00		0.00		Discounts	0.00		0.00		0.00	
Penalty	0.00		0.00		Penalty	0.00		0.00		Penalty	0.00		0.00		0.00	
Interest	0.00		0.00		Interest	0.00		0.00		Interest	0.00		0.00		0.00	
Total Collected	0.00		0.00		Total Collected	0.00		0.00		Total Collected	0.00		0.00		0.00	
Total Collected	0.00		0.00		Total Collected	0.00		0.00		Total Collected	0.00		0.00		0.00	
Refunds Paid					Refunds Paid					Refunds Paid						
Taxes	0.00		0.00		Taxes	0.00		0.00		Taxes	0.00		0.00		0.00	
Penalty	0.00		0.00		Penalty	0.00		0.00		Penalty	0.00		0.00		0.00	
Interest	0.00		0.00		Interest	0.00		0.00		Interest	0.00		0.00		0.00	
Total Refunded:	0.00		0.00		Total Refunded:	0.00		0.00		Total Refunded:	0.00		0.00		0.00	
Total Refunded:	0.00		0.00		Total Refunded:	0.00		0.00		Total Refunded:	0.00		0.00		0.00	
Taxes	0.00		0.00		Taxes	0.00		0.00		Taxes	0.00		0.00		0.00	
Penalty	0.00		0.00		Penalty	0.00		0.00		Penalty	0.00		0.00		0.00	
Interest	0.00		0.00		Interest	0.00		0.00		Interest	0.00		0.00		0.00	
Total Disbursed:	0.00		0.00		Total Disbursed:	0.00		0.00		Total Disbursed:	0.00		0.00		0.00	
Total Disbursed:	0.00		0.00		Total Disbursed:	0.00		0.00		Total Disbursed:	0.00		0.00		0.00	
Current Year																
Total Collected	0.00		0.00		Total Collected	0.00		0.00		Total Collected	0.00		0.00		0.00	
Attorney Fees	0.00		0.00		Attorney Fees	0.00		0.00		Attorney Fees	0.00		0.00		0.00	
Other Fees	0.00		0.00		Other Fees	0.00		0.00		Other Fees	0.00		0.00		0.00	
Overpayments	0.00		0.00		Overpayments	0.00		0.00		Overpayments	0.00		0.00		0.00	
Total Paid	0.00		0.00		Total Paid	0.00		0.00		Total Paid	0.00		0.00		0.00	
Underpayments	0.00		0.00		Underpayments	0.00		0.00		Underpayments	0.00		0.00		0.00	
Total Paid	0.00		0.00		Total Paid	0.00		0.00		Total Paid	0.00		0.00		0.00	
Delinquent Years																
Total Collected	0.00		0.00		Total Collected	0.00		0.00		Total Collected	0.00		0.00		0.00	
Attorney Fees	0.00		0.00		Attorney Fees	0.00		0.00		Attorney Fees	0.00		0.00		0.00	
Other Fees	0.00		0.00		Other Fees	0.00		0.00		Other Fees	0.00		0.00		0.00	
Overpayments	0.00		0.00		Overpayments	0.00		0.00		Overpayments	0.00		0.00		0.00	
Total Paid	0.00		0.00		Total Paid	0.00		0.00		Total Paid	0.00		0.00		0.00	
Underpayments	0.00		0.00		Underpayments	0.00		0.00		Underpayments	0.00		0.00		0.00	
Total Paid	0.00		0.00		Total Paid	0.00		0.00		Total Paid	0.00		0.00		0.00	
All Years																
Total Collected	0.00		0.00		Total Collected	0.00		0.00		Total Collected	0.00		0.00		0.00	
Attorney Fees	0.00		0.00		Attorney Fees	0.00		0.00		Attorney Fees	0.00		0.00		0.00	
Other Fees	0.00		0.00		Other Fees	0.00		0.00		Other Fees	0.00		0.00		0.00	
Overpayments	0.00		0.00		Overpayments	0.00		0.00		Overpayments	0.00		0.00		0.00	
Total Paid	0.00		0.00		Total Paid	0.00		0.00		Total Paid	0.00		0.00		0.00	
Underpayments	0.00		0.00		Underpayments	0.00		0.00		Underpayments	0.00		0.00		0.00	
Total Paid	0.00		0.00		Total Paid	0.00		0.00		Total Paid	0.00		0.00		0.00	
Attorney Fee Disbursement Amount																
Attorney Fee Disbursement Amount	0.00		0.00		Attorney Fee Disbursement Amount	0.00		0.00		Attorney Fee Disbursement Amount	0.00		0.00		0.00	

9/7/2023 2:54:20PM

Totals for Entity: 23 Marathon ISD

Year	Original Tax	Adjustments	Adjusted Tax	Base Tax Pd	Under	Disc	Eff Taxes Paid	Penalty	Interest	Alt. Fee	Overage	Payments	Balance	%	#Owed
1971	18.55	0.00	18.55	18.55	0.00	0.00	18.55	0.00	0.00	0.00	0.00	18.55	0.00	100.00	0
1972	18.56	0.00	18.56	18.56	0.00	0.00	18.56	0.00	0.00	0.00	0.00	18.56	0.00	100.00	0
1973	18.56	0.00	18.56	18.56	0.00	0.00	18.56	0.00	0.00	0.00	0.00	18.56	0.00	100.00	0
1974	0.00	0.00	0.00	0.00	0.00	0.00	0.00	0.00	0.00	0.00	0.00	0.00	0.00	.00	0
1975	0.00	0.00	0.00	0.00	0.00	0.00	0.00	0.00	0.00	0.00	0.00	0.00	0.00	.00	0
1976	0.00	0.00	0.00	0.00	0.00	0.00	0.00	0.00	0.00	0.00	0.00	0.00	0.00	.00	0
1977	0.00	0.00	0.00	0.00	0.00	0.00	0.00	0.00	0.00	0.00	0.00	0.00	0.00	.00	0
1978	0.00	0.00	0.00	0.00	0.00	0.00	0.00	0.00	0.00	0.00	0.00	0.00	0.00	.00	0
1979	0.00	0.00	0.00	0.00	0.00	0.00	0.00	0.00	0.00	0.00	0.00	0.00	0.00	.00	0
1980	0.00	0.00	0.00	0.00	0.00	0.00	0.00	0.00	0.00	0.00	0.00	0.00	0.00	.00	0
1981	0.00	0.00	0.00	0.00	0.00	0.00	0.00	0.00	0.00	0.00	0.00	0.00	0.00	.00	0
1982	0.00	0.00	0.00	0.00	0.00	0.00	0.00	0.00	0.00	0.00	0.00	0.00	0.00	.00	0
1983	403.75	-355.30	48.45	48.45	0.00	0.00	48.45	3.64	78.76	16.91	0.00	147.76	0.00	100.00	0
1984	1,033.08	-613.07	420.01	420.01	0.00	0.00	420.01	37.04	789.41	167.27	0.00	1,393.73	0.00	100.00	0
1985	1,797.09	-1,460.62	336.47	336.47	0.00	0.00	336.47	26.15	527.88	115.82	0.00	1,006.32	0.00	100.00	0
1986	1,899.75	-1,623.26	276.49	276.49	0.00	0.00	276.49	25.42	487.25	108.67	0.00	897.33	0.00	100.00	0
1987	1,961.43	-1,206.32	755.11	755.11	0.00	0.00	755.11	86.16	1,855.44	398.94	0.00	3,095.65	0.00	100.00	0
1988	1,954.87	-1,164.86	790.01	790.01	0.00	0.00	790.01	90.12	1,874.86	407.37	0.00	3,162.36	0.00	100.00	0
1989	1,960.98	-1,150.11	810.87	810.87	0.00	0.00	810.87	73.94	1,455.17	321.84	0.00	2,661.82	0.00	100.00	0
1990	2,024.73	-1,179.43	845.30	845.30	0.00	0.00	845.30	76.72	1,431.20	322.07	0.00	2,675.29	0.00	100.00	0
1991	937.59	-417.23	520.36	520.36	0.00	0.00	520.36	50.81	815.05	193.36	0.00	1,579.58	0.00	100.00	0
1992	781.15	-306.25	474.90	474.90	0.00	0.00	474.90	48.58	724.84	176.71	0.00	1,425.03	0.00	100.00	0
1993	2,468.51	-954.24	1,514.27	1,514.27	0.00	0.00	1,514.27	159.05	2,241.14	558.89	0.00	4,473.35	0.00	100.00	0
1994	2,354.46	-1,030.07	1,324.39	1,324.39	0.00	0.00	1,324.39	133.45	1,797.57	456.48	0.00	3,711.89	0.00	100.00	0
1995	2,902.43	-1,081.92	1,820.51	1,820.51	0.00	0.00	1,820.51	150.77	1,655.97	489.52	0.00	4,316.77	0.00	100.00	0
1996	3,696.79	-1,220.58	2,476.21	2,476.21	0.00	0.00	2,476.21	181.27	2,019.06	556.71	0.00	5,233.25	0.00	100.00	0
1997	4,223.17	-1,418.58	2,804.59	2,804.59	0.00	0.00	2,804.59	209.28	2,194.50	622.14	0.00	5,830.51	0.00	100.00	0
1998	5,453.51	-1,445.52	4,007.99	4,007.99	0.00	0.00	4,007.99	268.31	2,423.51	739.10	0.00	7,438.91	0.00	100.00	0
1999	10,141.83	-1,459.91	8,954.92	8,954.92	0.00	0.00	8,954.92	432.96	3,704.64	1,013.58	0.00	14,106.10	0.00	100.00	0
2000	56,668.49	-1,428.35	55,240.14	55,240.14	0.00	0.00	55,240.14	487.42	3,283.21	1,032.10	0.00	60,022.87	0.00	100.00	0
2001	712,159.02	440.79	712,699.81	712,515.96	0.00	0.00	712,515.96	762.87	4,222.93	1,392.74	0.00	718,914.50	83.85	99.99	1
2002	694,002.92	-1,278.31	692,724.61	691,893.16	0.00	0.00	691,893.16	1,197.97	4,806.24	2,070.09	0.00	699,967.46	831.45	99.88	38
2003	662,708.92	-1,753.08	660,955.84	660,126.76	0.28	0.00	660,126.04	1,365.79	3,979.72	2,194.36	0.11	667,665.74	829.80	99.87	38
2004	713,904.51	-5,138.83	708,765.68	707,853.54	2.03	0.00	707,855.57	3,950.31	4,489.70	3,251.84	1.28	719,546.67	909.11	99.67	40

Effective Taxes Paid = Base Tax Pd + Under + Disc
 Amount Paid = Base Tax Pd + Penalty + Interest + Alt. Fee + Overage
 Balance = Adjusted Tax- Eff Taxes Paid

9/7/2023 2:54:20PM

Totals for Entity: 23 Marathon ISD

Year	Original Tax	Adjustments	Adjusted Tax	Base Tax Pd	Under	Disc	Eff Taxes Paid	Penalty	Interest	Alt. Fee	Overage	Payments	Balance	%	#Owed
2005	720,343.60	-5,722.65	714,620.95	713,479.73	2.23	0.00	713,481.96	4,437.80	3,547.95	2,287.70	2.25	723,755.43	1,138.99	99.84	42
2006	686,376.41	-5,415.79	679,960.62	678,952.79	0.97	0.00	678,953.76	3,480.74	2,982.55	2,931.37	1.73	688,349.18	1,006.86	99.85	41
2007	542,646.13	-12,597.90	530,048.23	529,279.11	0.84	0.00	529,279.95	2,373.26	1,619.41	1,604.90	2.19	534,878.87	768.28	99.85	42
2008	649,499.84	-2,249.89	647,249.95	646,273.43	2.32	0.00	646,275.75	2,875.23	2,326.01	1,813.49	1.31	653,289.47	974.20	99.85	46
2009	713,110.54	-33,305.88	679,804.66	678,371.75	0.26	0.00	678,372.01	3,564.10	2,851.30	2,987.43	1.77	687,776.35	1,432.65	99.79	53
2010	708,741.13	-2,670.27	706,070.86	704,541.38	4.28	0.00	704,545.66	2,741.60	2,643.07	2,645.82	3.35	712,575.22	1,525.20	99.78	59
2011	744,512.55	-1,714.85	742,797.70	741,339.89	0.79	0.00	741,340.68	2,909.46	2,873.95	2,551.39	1.81	749,676.50	1,457.02	99.80	58
2012	764,146.94	-2,018.40	762,128.54	760,571.67	4.19	0.00	760,575.86	2,920.37	2,768.43	2,547.04	2.45	768,809.96	1,552.88	99.80	62
2013	788,693.11	-6,169.63	782,523.48	780,948.25	2.12	0.00	780,950.37	4,395.34	3,770.14	4,435.05	5.79	793,554.67	1,573.11	99.80	66
2014	873,578.88	-17,511.24	856,067.64	854,466.07	6.88	0.00	854,472.75	4,079.17	2,981.01	3,248.78	4.93	864,779.96	1,594.89	99.81	69
2015	966,189.65	-4,782.13	963,407.52	961,450.98	3.08	0.00	961,454.06	4,198.74	3,193.62	2,786.30	6.47	971,636.11	1,953.46	99.80	77
2016	1,020,985.68	-14,639.27	1,006,346.41	1,003,259.31	4.17	0.00	1,003,263.48	3,999.44	3,355.21	4,756.06	3.34	1,015,373.36	3,082.93	99.69	83
2017	1,053,948.10	-5,063.56	1,048,884.54	1,045,868.40	2.23	0.00	1,045,870.53	3,994.26	3,239.20	4,318.21	3.37	1,057,423.44	3,013.91	99.71	84
2018	1,100,430.61	-11,584.44	1,088,846.17	1,086,671.41	3.21	0.00	1,086,674.62	3,302.63	3,285.45	4,369.59	3.26	1,097,632.34	2,171.55	99.80	88
2019	1,013,806.07	-22,591.85	991,214.22	988,571.20	6.34	0.00	988,577.54	2,886.37	2,164.31	3,009.89	1.78	996,643.56	2,636.68	99.73	99
2020	1,038,705.63	-4,410.92	1,034,294.71	1,027,953.68	1.88	0.00	1,027,955.56	4,357.60	2,550.05	2,898.78	3.32	1,037,763.43	6,339.15	99.39	120
2021	1,080,554.10	-4,541.28	1,076,012.82	1,067,593.61	2.08	0.00	1,067,595.70	3,742.96	1,926.74	2,610.24	1.18	1,075,874.73	8,417.12	99.22	151
2022	1,135,072.25	-8,438.23	1,126,634.02	1,110,246.35	3.09	0.00	1,110,249.44	3,056.19	1,200.94	1,630.54	2.90	1,116,136.92	16,384.58	98.55	164
Total for all Delinquent Years:															
	17,353,036.62	-184,236.00	17,168,800.62	17,125,457.74	49.89	0.00	17,125,507.73	70,107.10	95,096.45	68,408.55	51.70	17,359,121.54	43,292.89		1,357
Totals for All Years:															
	18,488,108.87	-192,674.23	18,295,434.64	18,235,704.09	53.08	0.00	18,235,757.17	73,163.29	96,297.39	70,039.09	54.60	18,475,258.46	59,677.47		1,521
Refund Paid:															
				-58,136.53		0.00		-606.34	-443.21	-228.39	-0.01	-59,414.48			

Effective Taxes Paid = Base Tax Pd + Under + Disc
 Amount Paid = Base Tax Pd + Penalty + Interest + Alt. Fee+ Overage
 Balance = Adjusted Tax- Eff Taxes Paid

Year to Date Recap Report

9/7/2023 2:54:20PM

Totals for Entity: 23BP MISD BPP

Year	Original Tax	Adjustments	Adjusted Tax	Base Tax Pd	Under	Disc	Eff Taxes Paid	Penalty	Interest	Att. Fee	Overage	Payments	Balance	%	#Owed
2006	528.48	-97.72	430.76	430.76	0.00	0.00	430.76	11.61	7.08	14.25	0.00	463.70	0.00	100.00	0
2007	592.53	-274.81	317.72	317.72	0.00	0.00	317.72	7.04	1.43	0.00	0.00	326.19	0.00	100.00	0
2008	768.08	-3.06	765.02	764.98	0.04	0.00	765.02	16.62	7.94	0.00	0.00	788.54	0.00	99.99	0
2009	20,427.10	-20,093.94	333.16	333.16	0.00	0.00	333.16	6.46	3.30	0.00	0.00	342.92	0.00	100.00	0
2010	119.94	0.00	119.94	119.94	0.00	0.00	119.94	0.00	0.00	0.00	0.00	119.94	0.00	100.00	0
2011	402.85	-41.62	361.23	361.23	0.00	0.00	361.23	13.70	4.97	0.00	0.00	379.90	0.00	100.00	0
2012	637.88	-57.72	580.16	580.16	0.00	0.00	580.16	4.80	2.40	0.00	0.00	587.36	0.00	100.00	0
2013	1,002.65	-443.17	559.48	558.92	0.00	0.00	558.92	7.05	6.41	0.00	0.00	572.98	0.56	99.90	1
2014	281.25	-19.49	261.76	261.22	0.00	0.00	261.22	2.97	0.56	0.00	0.02	264.77	0.54	99.79	1
2015	31,974.19	-30,466.16	1,508.03	1,500.05	0.00	0.00	1,500.05	3.13	1.57	0.00	0.02	1,504.77	7.98	99.47	2
2016	234.16	-13.11	221.05	213.07	0.00	0.00	213.07	2.08	0.37	0.00	0.00	215.52	7.98	96.39	2
2017	270.90	-114.54	156.36	148.38	0.00	0.00	148.38	0.37	0.18	0.66	0.00	149.59	7.98	94.90	2
2018	1,169.44	-996.67	172.77	164.76	0.03	0.00	164.79	0.69	0.35	1.36	0.00	167.16	7.98	95.36	2
2019	366.22	-62.05	304.17	303.67	0.00	0.00	303.67	0.59	0.14	1.35	0.06	305.81	0.50	99.84	1
2020	336.92	0.00	336.92	336.42	0.00	0.00	336.42	0.18	0.05	1.33	0.00	337.98	0.50	99.65	1
2021	715.93	-331.39	384.55	384.08	0.00	0.00	384.08	0.35	0.11	0.00	0.00	384.54	0.47	99.88	0
2022	618.66	-24.40	594.26	594.26	0.00	0.00	594.26	2.88	1.42	0.00	0.00	598.56	0.00	100.00	0
Total for all Delinquent Years:															
59,828.52															
-53,015.44															
6,813.08															
6,778.52															
0.07															
0.00															
6,778.59															
76.64															
36.86															
18.95															
0.10															
6,911.07															
34.49															
13															
Totals for All Years:															
60,447.18															
-53,039.84															
7,407.34															
7,372.76															
0.07															
0.00															
7,372.85															
79.52															
38.28															
18.95															
0.10															
7,509.63															
34.49															
13															
Retund Paid:															
-252.65															
-256.34															
34.49															
13															

Effective Taxes Paid = Base Tax Pd + Under + Disc
 Amount Paid = Base Tax Pd + Penalty + Interest + Att. Fees + Overage
 Balance = Adjusted Tax- Eff Taxes Paid

9/7/2023 2:54:20PM

Totals for Entity: 27 MCED

Year	Original Tax	Adjustments	Adjusted Tax	Base Tax Pd	Under	Disc	Eff Taxes Paid	Penalty	Interest	Att. Fee	Overage	Payments	Balance	%	#Owed
1991	1,438.69	-652.90	785.79	785.79	0.00	0.00	785.79	77.60	1,249.66	296.11	0.00	2,409.16	0.00	100.00	0
1992	1,472.09	-643.08	829.01	829.01	0.00	0.00	829.01	86.56	1,322.26	319.50	0.00	2,557.33	0.00	100.00	0
Total for all Delinquent Years:															
	2,910.78	-1,295.98	1,614.80	1,614.80	0.00	0.00	1,614.80	164.16	2,571.92	615.61	0.00	4,966.49	0.00		0
Totals for All Years:															
	2,910.78	-1,295.98	1,614.80	1,614.80	0.00	0.00	1,614.80	164.16	2,571.92	615.61	0.00	4,966.49	0.00		0
Refund Paid:															
					0.00	0.00		0.00	0.00	0.00	0.00	0.00			0

Effective Taxes Paid = Base Tax Pd + Under + Disc
 Amount Paid = Base Tax Pd + Penalty + Interest + Att. Fee+ Overage
 Balance = Adjusted Tax- Eff Taxes Paid

Tax Collections Activity Report - Current/Delinquent

9/7/2023 2:43:52PM

Report Criteria

Entity: ALL
 Year: ALL
 Date Range: 10/01/2022 to 09/30/2023
 Batch(es): ALL

Entity	Marathon ISD			Delinquent Years			All Years		
Current Year	M&O	I&S	Delinquent Years	M&O	I&S	All Years	M&O	I&S	
Taxes	1,118,032.06	0.00	Taxes	9,161.29	0.00	Taxes	1,127,193.35	0.00	
Discounts	0.00	0.00	Discounts	0.00	0.00	Discounts	0.00	0.00	
Penalty	3,065.21	0.00	Penalty	1,099.32	0.00	Penalty	4,164.53	0.00	
Interest	1,205.45	0.00	Interest	2,130.42	0.00	Interest	3,335.87	0.00	
Total Collected	1,122,302.72	0.00	Total Collected	12,391.03	0.00	Total Collected	1,134,693.75	0.00	
Total Refunded:	7,799.24	0.00	Total Refunded:	1,062.46	0.00	Total Refunded:	8,861.70	0.00	
Total Disbursed:	1,114,503.48	0.00	Total Disbursed:	11,328.57	0.00	Total Disbursed:	1,125,832.05	0.00	
Current Year									
Taxes	1,110,246.35	0.00	Taxes	8,111.56	0.00	Taxes	1,118,357.91	0.00	
Penalty	3,056.19	0.00	Penalty	1,090.51	0.00	Penalty	4,146.70	0.00	
Interest	1,200.94	0.00	Interest	2,126.50	0.00	Interest	3,327.44	0.00	
Total Collected	1,122,302.72		Total Collected	12,391.03		Total Collected	1,134,693.75		
Total Refunded:	7,799.24		Total Refunded:	1,062.46		Total Refunded:	8,861.70		
Total Disbursed:	1,114,503.48		Total Disbursed:	11,328.57		Total Disbursed:	1,125,832.05		
Delinquent Years									
Taxes			Taxes	2,476.84		Taxes	4,107.38		
Penalty			Penalty	0.00		Penalty	0.00		
Interest			Interest	0.18		Interest	3.08		
Total Collected	1,123,936.16		Total Collected	14,868.05		Total Collected	1,138,804.21		
Total Refunded:	3.09		Total Refunded:	0.00		Total Refunded:	3.09		
Total Disbursed:	1,123,936.16		Total Disbursed:	14,868.05		Total Disbursed:	1,138,804.21		
All Years									
Taxes	1,630.54		Taxes	2,476.84		Taxes	4,107.38		
Penalty	0.00		Penalty	0.00		Penalty	0.00		
Interest			Interest			Interest			
Total Collected	1,630.54		Total Collected	2,476.84		Total Collected	4,107.38		
Total Refunded:	0.00		Total Refunded:	0.00		Total Refunded:	0.00		
Total Disbursed:	1,630.54		Total Disbursed:	2,476.84		Total Disbursed:	4,107.38		

Tax Collections Activity Report - Current/Delinquent

9/7/2023 2:43:52PM

Report Criteria

Entity: ALL
 Year: ALL
 Date Range: 10/01/2022 to 09/30/2023
 Batch(es): ALL

Brewster County Tax Office
 Page 10 of 20

Entity MISD BPP

Current Year	M&O	I&S	Delinquent Years	M&O	I&S	All Years	M&O	I&S
Taxes	594.26	0.00	Taxes	0.00	0.00	Taxes	594.26	0.00
Discounts	0.00	0.00	Discounts	0.00	0.00	Discounts	0.00	0.00
Penalty	2.88	0.00	Penalty	0.00	0.00	Penalty	2.88	0.00
Interest	1.42	0.00	Interest	0.00	0.00	Interest	1.42	0.00
Total Collected	598.56	0.00	Total Collected	0.00	0.00	Total Collected	598.56	0.00
Total Collected	598.56		Total Collected	0.00		Total Collected	598.56	
Refunds Paid			Refunds Paid			Refunds Paid		
Taxes	0.00	0.00	Taxes	0.00	0.00	Taxes	0.00	0.00
Penalty	0.00	0.00	Penalty	0.00	0.00	Penalty	0.00	0.00
Interest	0.00	0.00	Interest	0.00	0.00	Interest	0.00	0.00
Total Refunded:	0.00	0.00	Total Refunded:	0.00	0.00	Total Refunded:	0.00	0.00
Total Refunded:	0.00		Total Refunded:	0.00		Total Refunded:	0.00	
Taxes	594.26	0.00	Taxes	0.00	0.00	Taxes	594.26	0.00
Penalty	2.88	0.00	Penalty	0.00	0.00	Penalty	2.88	0.00
Interest	1.42	0.00	Interest	0.00	0.00	Interest	1.42	0.00
Total Disbursed:	598.56	0.00	Total Disbursed:	0.00	0.00	Total Disbursed:	598.56	0.00
Total Disbursed:	598.56		Total Disbursed:	0.00		Total Disbursed:	598.56	
Current Year			Delinquent Years			All Years		
Total Collected	598.56		Total Collected	0.00		Total Collected	598.56	
Attorney Fees	0.00		Attorney Fees	0.00		Attorney Fees	0.00	
Other Fees	0.00		Other Fees	0.00		Other Fees	0.00	
Overpayments	0.00		Overpayments	0.00		Overpayments	0.00	
Total Paid	598.56		Total Paid	0.00		Total Paid	598.56	
Underpayments	0.00		Underpayments	0.00		Underpayments	0.00	
Total Paid	598.56		Total Paid	0.00		Total Paid	598.56	
Attorney Fees	0.00		Attorney Fees	0.00		Attorney Fees	0.00	
Refunds Paid - Attorney Fees	0.00		Refunds Paid - Attorney Fees	0.00		Refunds Paid - Attorney Fees	0.00	
Attorney Fee Disbursement Amount	0.00		Attorney Fee Disbursement Amount	0.00		Attorney Fee Disbursement Amount	0.00	

Tax Collections Activity Report - Current/Delinquent

9/7/2023

2:43:52PM

Report Criteria

Entity: ALL
 Year: ALL
 Date Range: 10/01/2022 to 09/30/2023
 Batch(es): ALL

Brewster County Tax Office
 Page 15 of 20

Entity	MCECD	Current Year	M&O	I&S	Delinquent Years	M&O	I&S	All Years	M&O	I&S
Taxes		0.00	0.00		Taxes	0.00	0.00	Taxes	0.00	0.00
Discounts		0.00	0.00		Discounts	0.00	0.00	Discounts	0.00	0.00
Penalty		0.00	0.00		Penalty	0.00	0.00	Penalty	0.00	0.00
Interest		0.00	0.00		Interest	0.00	0.00	Interest	0.00	0.00
Total Collected		0.00	0.00		Total Collected	0.00	0.00	Total Collected	0.00	0.00
Total Refunded:					Total Refunded:			Total Refunded:		
Total Refunded:		0.00	0.00		Total Refunded:	0.00	0.00	Total Refunded:	0.00	0.00
Total Refunded:		0.00	0.00		Total Refunded:	0.00	0.00	Total Refunded:	0.00	0.00
Taxes		0.00	0.00		Taxes	0.00	0.00	Taxes	0.00	0.00
Penalty		0.00	0.00		Penalty	0.00	0.00	Penalty	0.00	0.00
Interest		0.00	0.00		Interest	0.00	0.00	Interest	0.00	0.00
Total Disbursed:		0.00	0.00		Total Disbursed:	0.00	0.00	Total Disbursed:	0.00	0.00
Total Disbursed:		0.00	0.00		Total Disbursed:	0.00	0.00	Total Disbursed:	0.00	0.00
Current Year										
Total Collected		0.00	0.00		Total Collected	0.00	0.00	Total Collected	0.00	0.00
Attorney Fees		0.00	0.00		Attorney Fees	0.00	0.00	Attorney Fees	0.00	0.00
Other Fees		0.00	0.00		Other Fees	0.00	0.00	Other Fees	0.00	0.00
Overpayments		0.00	0.00		Overpayments	0.00	0.00	Overpayments	0.00	0.00
Total Paid		0.00	0.00		Total Paid	0.00	0.00	Total Paid	0.00	0.00
Underpayments		0.00	0.00		Underpayments	0.00	0.00	Underpayments	0.00	0.00
Total Paid		0.00	0.00		Total Paid	0.00	0.00	Total Paid	0.00	0.00
Delinquent Years										
Total Collected		0.00	0.00		Total Collected	0.00	0.00	Total Collected	0.00	0.00
Attorney Fees		0.00	0.00		Attorney Fees	0.00	0.00	Attorney Fees	0.00	0.00
Other Fees		0.00	0.00		Other Fees	0.00	0.00	Other Fees	0.00	0.00
Overpayments		0.00	0.00		Overpayments	0.00	0.00	Overpayments	0.00	0.00
Total Paid		0.00	0.00		Total Paid	0.00	0.00	Total Paid	0.00	0.00
Underpayments		0.00	0.00		Underpayments	0.00	0.00	Underpayments	0.00	0.00
Total Paid		0.00	0.00		Total Paid	0.00	0.00	Total Paid	0.00	0.00
All Years										
Total Collected		0.00	0.00		Total Collected	0.00	0.00	Total Collected	0.00	0.00
Attorney Fees		0.00	0.00		Attorney Fees	0.00	0.00	Attorney Fees	0.00	0.00
Other Fees		0.00	0.00		Other Fees	0.00	0.00	Other Fees	0.00	0.00
Overpayments		0.00	0.00		Overpayments	0.00	0.00	Overpayments	0.00	0.00
Total Paid		0.00	0.00		Total Paid	0.00	0.00	Total Paid	0.00	0.00
Underpayments		0.00	0.00		Underpayments	0.00	0.00	Underpayments	0.00	0.00
Total Paid		0.00	0.00		Total Paid	0.00	0.00	Total Paid	0.00	0.00
Attorney Fee Disbursement Amount										
Attorney Fee Disbursement Amount		0.00	0.00		Attorney Fee Disbursement Amount	0.00	0.00	Attorney Fee Disbursement Amount	0.00	0.00

9/7/2023 2:49:24PM

Totals for Entity: 23 Marathon ISD

Year	Base Tax Pd	Under	Discounts	Eff Taxes Paid	Penalty	Interest	Att. Fee	Overage	Payments	Adjustments
1971	0.00	0.00	0.00	0.00	0.00	0.00	0.00	0.00	0.00	0.00
1972	0.00	0.00	0.00	0.00	0.00	0.00	0.00	0.00	0.00	0.00
1973	0.00	0.00	0.00	0.00	0.00	0.00	0.00	0.00	0.00	0.00
1974	0.00	0.00	0.00	0.00	0.00	0.00	0.00	0.00	0.00	0.00
1975	0.00	0.00	0.00	0.00	0.00	0.00	0.00	0.00	0.00	0.00
1976	0.00	0.00	0.00	0.00	0.00	0.00	0.00	0.00	0.00	0.00
1977	0.00	0.00	0.00	0.00	0.00	0.00	0.00	0.00	0.00	0.00
1978	0.00	0.00	0.00	0.00	0.00	0.00	0.00	0.00	0.00	0.00
1979	0.00	0.00	0.00	0.00	0.00	0.00	0.00	0.00	0.00	0.00
1980	0.00	0.00	0.00	0.00	0.00	0.00	0.00	0.00	0.00	0.00
1981	0.00	0.00	0.00	0.00	0.00	0.00	0.00	0.00	0.00	0.00
1982	0.00	0.00	0.00	0.00	0.00	0.00	0.00	0.00	0.00	0.00
1983	0.00	0.00	0.00	0.00	0.00	0.00	0.00	0.00	0.00	0.00
1984	0.00	0.00	0.00	0.00	0.00	0.00	0.00	0.00	0.00	0.00
1985	0.00	0.00	0.00	0.00	0.00	0.00	0.00	0.00	0.00	0.00
1986	0.00	0.00	0.00	0.00	0.00	0.00	0.00	0.00	0.00	0.00
1987	0.00	0.00	0.00	0.00	0.00	0.00	0.00	0.00	0.00	0.00
1988	0.00	0.00	0.00	0.00	0.00	0.00	0.00	0.00	0.00	0.00
1989	0.00	0.00	0.00	0.00	0.00	0.00	0.00	0.00	0.00	0.00
1990	0.00	0.00	0.00	0.00	0.00	0.00	0.00	0.00	0.00	0.00
1991	0.00	0.00	0.00	0.00	0.00	0.00	0.00	0.00	0.00	0.00
1992	0.00	0.00	0.00	0.00	0.00	0.00	0.00	0.00	0.00	0.00
1993	0.00	0.00	0.00	0.00	0.00	0.00	0.00	0.00	0.00	0.00
1994	0.00	0.00	0.00	0.00	0.00	0.00	0.00	0.00	0.00	0.00
1995	0.00	0.00	0.00	0.00	0.00	0.00	0.00	0.00	0.00	0.00
1996	0.00	0.00	0.00	0.00	0.00	0.00	0.00	0.00	0.00	0.00
1997	0.00	0.00	0.00	0.00	0.00	0.00	0.00	0.00	0.00	0.00
1998	0.00	0.00	0.00	0.00	0.00	0.00	0.00	0.00	0.00	0.00
1999	0.00	0.00	0.00	0.00	0.00	0.00	0.00	0.00	0.00	0.00
2000	0.00	0.00	0.00	0.00	0.00	0.00	0.00	0.00	0.00	0.00
2001	0.00	0.00	0.00	0.00	0.00	0.00	0.00	0.00	0.00	0.00
2002	0.00	0.00	0.00	0.00	0.00	0.00	0.00	0.00	0.00	0.00
2003	0.00	0.00	0.00	0.00	0.00	0.00	0.00	0.00	0.00	0.00
2004	0.00	0.00	0.00	0.00	0.00	0.00	0.00	0.00	0.00	0.00

Effective Taxes Paid = Base Tax Pd + Under + Disc
 Amount Paid = Base Tax Pd + Penalty + Interest + Att. Fee+ Overage

9/7/2023 2:49:24PM

Totals for Entity: 23 Marathon ISD

Year	Base Tax Pd	Under	Discounts	Eff Taxes Paid	Penalty	Interest	Att. Fee	Overage	Payments	Adjustments
2005	0.00	0.00	0.00	0.00	0.00	0.00	0.00	0.00	0.00	0.00
2006	0.00	0.00	0.00	0.00	0.00	0.00	0.00	0.00	0.00	0.00
2007	0.00	0.00	0.00	0.00	0.00	0.00	0.00	0.00	0.00	0.00
2008	0.00	0.00	0.00	0.00	0.00	0.00	0.00	0.00	0.00	0.00
2009	0.00	0.00	0.00	0.00	0.00	0.00	0.00	0.00	0.00	0.00
2010	0.00	0.00	0.00	0.00	0.00	0.00	0.00	0.00	0.00	0.00
2011	0.00	0.00	0.00	0.00	0.00	0.00	0.00	0.00	0.00	0.00
2012	0.00	0.00	0.00	0.00	0.00	0.00	0.00	0.00	0.00	0.00
2013	0.00	0.00	0.00	0.00	0.00	0.00	0.00	0.00	0.00	0.00
2014	0.00	0.00	0.00	0.00	0.00	0.00	0.00	0.00	0.00	0.00
2015	0.00	0.00	0.00	0.00	0.00	0.00	0.00	0.00	0.00	0.00
2016	4.39	0.00	0.00	4.39	0.53	3.47	1.68	0.00	10.07	0.00
2017	0.00	0.00	0.00	0.00	0.00	0.00	0.00	0.00	0.00	0.00
2018	0.00	0.00	0.00	0.00	0.00	0.00	0.00	0.00	0.00	0.00
2019	0.00	0.00	0.00	0.00	0.00	0.00	0.00	0.00	0.00	0.00
2020	301.33	0.00	0.00	301.33	36.16	93.42	86.18	0.00	517.09	0.00
2021	4.83	0.00	0.00	4.83	0.58	2.65	1.62	0.00	9.68	0.00
2022	3,775.70	0.27	0.00	3,775.97	440.39	257.01	847.78	0.00	5,320.89	-1,585.13
Total for Delinquent Years										
	310.55	0.00	0.00	310.55	37.27	99.54	89.48	0.00	536.84	0.00
Totals for All Years:										
	4,086.25	0.27	0.00	4,086.52	477.66	356.55	937.26	0.00	5,867.72	-1,585.13
Refund Paid:										
	0.00		0.00		0.00	0.00	0.00	0.00	0.00	

Effective Taxes Paid = Base Tax Pd + Under + Disc
 Amount Paid = Base Tax Pd + Penalty + Interest + Att. Fee+ Overage

9/7/2023 2:49:24PM

Totals for Entity: 23BP MISD BPP

Year	Base Tax Pd	Under	Discounts	Eff Taxes Paid	Penalty	Interest	Att. Fee	Overage	Payments	Adjustments
2006	0.00	0.00	0.00	0.00	0.00	0.00	0.00	0.00	0.00	0.00
2007	0.00	0.00	0.00	0.00	0.00	0.00	0.00	0.00	0.00	0.00
2008	0.00	0.00	0.00	0.00	0.00	0.00	0.00	0.00	0.00	0.00
2009	0.00	0.00	0.00	0.00	0.00	0.00	0.00	0.00	0.00	0.00
2010	0.00	0.00	0.00	0.00	0.00	0.00	0.00	0.00	0.00	0.00
2011	0.00	0.00	0.00	0.00	0.00	0.00	0.00	0.00	0.00	0.00
2012	0.00	0.00	0.00	0.00	0.00	0.00	0.00	0.00	0.00	0.00
2013	0.00	0.00	0.00	0.00	0.00	0.00	0.00	0.00	0.00	0.00
2014	0.00	0.00	0.00	0.00	0.00	0.00	0.00	0.00	0.00	0.00
2015	0.00	0.00	0.00	0.00	0.00	0.00	0.00	0.00	0.00	0.00
2016	0.00	0.00	0.00	0.00	0.00	0.00	0.00	0.00	0.00	0.00
2017	0.00	0.00	0.00	0.00	0.00	0.00	0.00	0.00	0.00	0.00
2018	0.00	0.00	0.00	0.00	0.00	0.00	0.00	0.00	0.00	0.00
2019	0.00	0.00	0.00	0.00	0.00	0.00	0.00	0.00	0.00	0.00
2020	0.00	0.00	0.00	0.00	0.00	0.00	0.00	0.00	0.00	0.00
2021	0.00	0.00	0.00	0.00	0.00	0.00	0.00	0.00	0.00	0.00
2022	5.51	0.00	0.00	5.51	0.66	0.38	0.00	0.00	6.55	0.00
Total for Delinquent Years										
	0.00	0.00	0.00	0.00	0.00	0.00	0.00	0.00	0.00	0.00
Totals for All Years:										
	5.51	0.00	0.00	5.51	0.66	0.36	0.00	0.00	6.55	0.00
Refund Paid:										
	0.00		0.00		0.00	0.00	0.00	0.00	0.00	

Effective Taxes Paid = Base Tax Pd + Under + Disc
 Amount Paid = Base Tax Pd + Penalty + Interest + Att. Fee+ Overage

9/7/2023 2:49:24PM

Totals for Entity: 27 MCED

Year	Base Tax Pd	Under	Discounts	Eff Taxes Paid	Penalty	Interest	Alt. Fee	Overage	Payments	Adjustments
1991	0.00	0.00	0.00	0.00	0.00	0.00	0.00	0.00	0.00	0.00
1992	0.00	0.00	0.00	0.00	0.00	0.00	0.00	0.00	0.00	0.00
Total for Delinquent Years										
	0.00	0.00	0.00	0.00	0.00	0.00	0.00	0.00	0.00	0.00
Totals for All Years:										
	0.00	0.00	0.00	0.00	0.00	0.00	0.00	0.00	0.00	0.00
Refund Paid:										
	0.00		0.00		0.00	0.00	0.00	0.00	0.00	

Effective Taxes Paid = Base Tax Pd + Under + Disc
 Amount Paid = Base Tax Pd + Penalty + Interest + Alt. Fee+ Overage

Check Nbr	Check Date	Vend Nbr	Payee	Organization	PO Nbr Fnd-Fnc-Obj.So-Org-Prorg	Invoice Nbr	Typ Cd	Reason	Amount	EFT
033348	08-23-2023	00012	TASB, Inc.	SCHOOL BOARD	300356	640664	C	SLI Board Trng Registration-	660.00	N
					199-41-6419.00-702-399000					
				SCHOOL BOARD	300356	642049	C	SLI Board Trng Registration-	485.00	N
					199-41-6419.00-702-399000					
				SCHOOL BOARD	300356	642050	C	SLI Board Trng Registration-	485.00	N
					199-41-6419.00-702-399000					
Check 033348 Total:									1,630.00	
Vendor 00012 Total:									1,630.00	
033325	08-18-2023	00015	BREWSTER COUNTY T TAX COST		300078	MISD4THQTR23	C	PO Created by Req: 101073	5,362.00	N
					199-41-6213.00-703-399000					
033319	08-10-2023	00057	MORRISON TRUE VAL DISTRICT WIDE		300462	224313	C	Maint Sup - July	90.28	N
					199-51-6319.01-999-399000					
033330	08-18-2023	00057	MORRISON TRUE VAL DISTRICT WIDE		300474	227026	C	Maint Sup August	95.92	N
					199-51-6319.01-999-399000					
033345	08-23-2023	00057	MORRISON TRUE VAL DISTRICT WIDE		300474	227605	C	Maint Sup August	25.27	N
					199-51-6319.01-999-399000					
				DISTRICT WIDE	300474	227467	C	Maint Sup August	15.47	N
					199-51-6319.01-999-399000					
Check 033345 Total:									40.74	
Vendor 00057 Total:									226.94	
082306	08-02-2023	00086	TEACHER RETIREMEN UAIC -SUPP.		300122		D	August Premium	6,927.00	N
					863-00-2153.00-007-300000					
082307	08-02-2023	00086	TEACHER RETIREMEN		300123		D	July Payroll	4,488.04	N
					863-00-2155.00-000-300000					
					300123		D	July Payroll	364.66	N
					863-00-2155.00-000-300000					
					300123		D	July Payroll	261.54	N
					863-00-2155.01-000-300000					
					300123		D	July Payroll	588.63	N
					863-00-2155.02-000-300000					
					300123		D	July Payroll	1,360.00	N
					863-00-2155.06-000-300000					
					300123		D	July Payroll	877.37	N
					863-00-2155.08-000-300000					
Check 082307 Total:									7,940.24	
Vendor 00086 Total:									14,867.24	
033336	08-18-2023	00146	MASTERCARD - CARD	MARATHON SCHOO	300432	89476ee016212	C	Regn 17 breakfast wrkshop	170.52	N
					101-35-6411.00-001-399000					
					300366	268581	C	Hotel-New Principal Academ	436.56	N
					199-00-1411.02-000-300000					
				BUSINESS OFFICE	300114		C	District Travel/Fees	97.61	N
					199-41-6499.00-750-399000					
				MARATHON SCHOO	300407		C	travel June 24 training	48.00	N
					199-52-6411.00-001-399000					
				MARATHON SCHOO	300407		C	travel June 24 training	84.07	N
					199-52-6411.00-001-399000					
				MARATHON SCHOO	300398	42823434	C	June 24 training hotel	105.37	N
					199-52-6411.00-001-399000					
Check 033336 Total:									942.13	

Check Nbr	Check Date	Vend Nbr	Payee	Organization	PO Nbr Fnd-Fnc-Obj.	Invoice Nbr So-Org-Prog	Typ Cd	Reason	Amount	EFT
033339	08-18-2023	00146	MASTERCARD - CARD	MARATHON SCHOO	300449		C	Nat Hist Fair Hotel	150.61	N
					199-36-6412.05-001-399000					
				MARATHON SCHOO	300449		C	Nat Hist Fair Hotel	285.89	N
					199-36-6412.05-001-399000					
				MARATHON SCHOO	300449		C	Nat Hist Fair Hotel	285.89	N
					199-36-6412.05-001-399000					
				SCHOOL BOARD	300357		C	SLI Board Trng lodging - SA	53.04	N
					199-41-6419.00-702-399000					
				SCHOOL BOARD	300445		C	SLI Board Trng - SA	60.22	N
					199-41-6419.00-702-399000					
				SCHOOL BOARD	300445		C	SLI Board Trng - SA	71.25	N
					199-41-6419.00-702-399000					
				SCHOOL BOARD	300357		C	SLI Board Trng lodging - SA	253.54	N
					199-41-6419.00-702-399000					
				SCHOOL BOARD	300357		C	SLI Board Trng lodging - SA	614.77	N
					199-41-6419.00-702-399000					
				BUSINESS OFFICE	300116		C	Travel/Board/Ath/Misc Fee	78.87	N
					199-41-6499.00-750-399000					
								Check 033339 Total:	1,854.08	
033354	08-24-2023	00146	MASTERCARD - CARD	DISTRICT WIDE	300494	5726-304818	C	AC Repairs - White Bus	166.14	N
					199-34-6249.00-999-399000					
								Vendor 00146 Total:	2,962.35	
082301	08-02-2023	00148	INTERNAL REVENUE S	UAIC -SUPP.	300112		D	Incorrect Vendor	-6,927.00	N
					863-00-2153.00-007-300000					
				UAIC -SUPP.	300112		D	August Premium	6,927.00	N
					863-00-2153.00-007-300000					
								Check 082301 Total:	.00	
082302	08-02-2023	00148	INTERNAL REVENUE S		300113		D	Incorrect Vendor	-4,488.04	N
					863-00-2155.00-000-300000					
					300113		D	Incorrect Vendor	-364.66	N
					863-00-2155.00-000-300000					
					300113		D	July Payroll	4,488.04	N
					863-00-2155.00-000-300000					
					300113		D	July Payroll	364.66	N
					863-00-2155.00-000-300000					
					300113		D	Incorrect Vendor	-261.54	N
					863-00-2155.01-000-300000					
					300113		D	July Payroll	261.54	N
					863-00-2155.01-000-300000					
					300113		D	Incorrect Vendor	-588.63	N
					863-00-2155.02-000-300000					
					300113		D	July Payroll	588.63	N
					863-00-2155.02-000-300000					
					300113		D	Incorrect Vendor	-1,360.00	N
					863-00-2155.06-000-300000					
					300113		D	July Payroll	1,360.00	N
					863-00-2155.06-000-300000					
					300113		D	Incorrect Vendor	-877.37	N
					863-00-2155.08-000-300000					
					300113		D	July Payroll	877.37	N
					863-00-2155.08-000-300000					
								Check 082302 Total:	.00	

Check Nbr	Check Date	Vend Nbr	Payee	Organization	PO Nbr Fnd-Fnc-Obj.	Invoice Nbr So-Org-Prog	Typ Cd	Reason	Amount	EFT
082303	08-25-2023	00148	INTERNAL REVENUE S		300117		D	August Payroll	8,137.73	N
					863-00-2151.00-000-300000					
					300117		D	August Payroll	1,088.09	N
					863-00-2152.01-000-300000					
					300117		D	August Payroll	1,088.09	N
					863-00-2152.02-000-300000					
								Check 082303 Total:	10,313.91	
082305	08-28-2023	00148	INTERNAL REVENUE S		300120		D	Aug Payroll/Ded Ref	1.45	N
					863-00-2152.01-000-300000					
					300120		D	Aug Payroll/Ded Ref	1.45	N
					863-00-2152.02-000-300000					
								Check 082305 Total:	2.90	
								Vendor 00148 Total:	10,316.81	
033321	08-18-2023	00403	AA Chemical & Supply	DISTRICT WIDE	300465	119274	C	seal, clorox	278.19	N
					199-51-6317.00-999-399000					
				DISTRICT WIDE	300482	119520	C	Custodial Supplies	250.32	N
					199-51-6317.00-999-399000					
				DISTRICT WIDE	300464	118763	C	BO liners	112.39	N
					199-51-6317.00-999-399000					
								Check 033321 Total:	640.90	
033358	08-28-2023	00403	AA Chemical & Supply	DISTRICT WIDE	300482	119520-1	C	Custodial Supplies	62.74	N
					199-51-6317.00-999-399000					
				DISTRICT WIDE	300502	119642	C	Custodial Supplies	443.37	N
					199-51-6317.00-999-399000					
								Check 033358 Total:	506.11	
								Vendor 00403 Total:	1,147.01	
033341	08-25-2023	00637	First Financial Administr	ANNUITY #43	DEDCHK		D	AUG DED LIFE INSURANC	6.72	N
					863-00-2153.00-043-300000					
				DENTAL/METLIFE	DEDCHK		D	AUG DED HEALTH INSURA	456.12	N
					863-00-2153.00-106-300000					
				VISION/METLIFE	DEDCHK		D	AUG DED HEALTH INSURA	159.65	N
					863-00-2153.00-107-300000					
				LIFE INSURANCE	DEDCHK		D	AUG DED LIFE INSURANC	675.56	N
					863-00-2153.00-108-300000					
				CANCER INSURANC	DEDCHK		D	AUG DED HEALTH INSURA	121.08	N
					863-00-2153.00-109-300000					
				EMPLOYEE LIFE	DEDCHK		D	AUG DED LIFE INSURANC	88.50	N
					863-00-2153.00-113-300000					
				SPOUSE LIFE	DEDCHK		D	AUG DED LIFE INSURANC	14.00	N
					863-00-2153.00-114-300000					
				CHILD LIFE	DEDCHK		D	AUG DED LIFE INSURANC	2.00	N
					863-00-2153.00-115-300000					
				MASA EMERGENT P	DEDCHK		D	AUG DED HEALTH INSURA	182.00	N
					863-00-2153.00-120-300000					
				ANNUITY #45	DEDCHK		D	AUG DED TAX SHEL. ANN	200.00	N
					863-00-2159.00-045-300000					
				ANNUITY #46	DEDCHK		D	AUG DED TAX SHEL. ANN	270.00	N
					863-00-2159.00-046-300000					
				DISABILITY	DEDCHK		D	AUG DED INCOME REPLA	303.56	N
					863-00-2159.00-111-300000					
				AMERICAN FIDELIT	DEDCHK		D	AUG DED INCOME REPLA	65.30	N
					863-00-2159.00-118-300000					
								Check 033341 Total:	2,544.49	
								Vendor 00637 Total:	2,544.49	

Check Nbr	Check Date	Vend Nbr	Payee	Organization	PO Nbr Fnd-Fnc-Obj.	Invoice Nbr So-Org-Prog	Typ Cd	Reason	Amount	EFT
033333	08-18-2023	00967	Chelo Salmon	MARATHON SCHOO	300434		C	Reg 17 meals travel	78.26	N
					101-35-6411.00-001-399000					
033337	08-18-2023	01012	NEAL NOVOSAD	MARATHON SCHOO	300408		C	meals June 24 training	41.34	N
					199-52-6411.00-001-399000					
033317	08-10-2023	01033	MARATHON WATER &	DISTRICT WIDE	300027	3,23, & 47	C	Water/Sewer	392.81	N
					199-51-6259.01-999-399000					
033346	08-23-2023	01076	RANKIN ISD	MARATHON SCHOO	300349		C	Track Meals - HS Area Meet	128.00	N
					199-36-6412.32-001-391000					
033363	08-28-2023	01219	WTG FUELS	DISTRICT WIDE	300119	4677890	C	Unleaded Fuel	1,630.00	N
					199-34-6311.00-999-399000					
033328	08-18-2023	01272	Labatt Food Service LLC	MARATHON SCHOO	300009	08094440	C	Breakfast Food	347.19	N
					101-35-6341.00-001-399000					
				MARATHON SCHOO	300410	08094440	C	Breakfast Food	169.56	N
					101-35-6341.02-001-399000					
								Check 033328 Total:	516.75	
033361	08-28-2023	01272	Labatt Food Service LLC	MARATHON SCHOO	300009	08218819	C	Breakfast Food	117.56	N
					101-35-6341.00-001-399000					
				MARATHON SCHOO	300410	08218819	C	Breakfast Food	164.56	N
					101-35-6341.02-001-399000					
				MARATHON SCHOO	300017	08218819	C	delivery fees	35.00	N
					101-35-6499.00-001-399000					
								Check 033361 Total:	317.12	
								Vendor 01272 Total:	833.87	
033334	08-18-2023	01284	TX DEPARTMENT OF S	MARATHON SCHOO	300483	18257	C	Health Permit	300.00	N
					101-35-6499.01-001-399000					
033316	08-10-2023	01366	AT&T MOBILITY	DISTRICT WIDE	300072	287273120946x08	C	Mobile/WiFi Service	119.05	N
					199-51-6258.00-999-399000					
033320	08-10-2023	01408	Texas Disposal Systems	DISTRICT WIDE	300028	7406961	C	Waste Removal	246.00	N
					199-51-6259.05-999-399000					
033360	08-28-2023	01414	AT&T	DISTRICT WIDE	300071		C	Long Distance	11.88	N
					199-51-6259.02-999-399000					
033318	08-10-2023	01512	MCCOY'S #86	DISTRICT WIDE	300473	8661586	C	2 Swamp Coolers for Elem	733.55	N
					199-51-6398.03-999-399000					
033329	08-18-2023	01512	MCCOY'S #86	DISTRICT WIDE	300475	8662122	C	Maint Sup - Aug	10.36	N
					199-51-6319.01-999-399000					
								Vendor 01512 Total:	743.91	
033326	08-18-2023	01522	CMC BUSINESS SYST	MARATHON SCHOO	300058	30911699	C	Copier Lease	161.72	N
					199-11-6269.00-001-311001					
				MARATHON SCHOO	300058	31075737	C	Copier Lease	161.72	N
					199-11-6269.00-001-311001					
				MARATHON SCHOO	300058	30911699	C	Copier Lease	189.95	N
					199-11-6269.00-001-311101					
				MARATHON SCHOO	300058	31075737	C	Copier Lease	189.95	N
					199-11-6269.00-001-311101					
				SUPERINTENDENT	300058	30911699	C	Copier Lease	53.90	N
					199-41-6269.00-701-399000					
				SUPERINTENDENT	300058	31075737	C	Copier Lease	53.90	N
					199-41-6269.00-701-399000					
				BUSINESS OFFICE	300058	30911699	C	Copier Lease	53.90	N
					199-41-6269.00-750-399000					

Check Nbr	Check Date	Vend Nbr	Payee	Organization	PO Nbr Fnd-Fnc-Obj.	Invoice Nbr So-Org-Prog	Typ Cd	Reason	Amount	EFT
				BUSINESS OFFICE	300058	31075737	C	Copier Lease	53.90	N
					199-41-6269.00-750-399000					
								Check 033326 Total:	918.94	
								Vendor 01522 Total:	918.94	
033342	08-23-2023	01533	ABC Fire Systems, LLC	DISTRICT WIDE	300469	14788	C	Fire Alarm Inspection	800.00	N
					199-51-6299.02-999-399000					
033324	08-18-2023	01549	BIG BEND TELEPHONE	DISTRICT WIDE	300076	10607644	C	PO Created by Req: 101071	474.47	N
					199-51-6258.00-999-399000					
033314	08-10-2023	01582	TW HEAT & AIR LLC	MARATHON SCHOO	300479	10544	C	HVAC replaced Elem	11,190.14	N
					199-51-6629.00-001-391000					
033359	08-28-2023	01607	Agency 405 Crime Reco	SUPERINTENDENT	300154	CRS202307266873	C	Background Checks	2.00	N
					199-41-6499.04-701-399000					
033350	08-24-2023	14054	Culberson Co-Allamoore	MARATHON SCHOO	300488	VB 8/18-19/23	C	Volleyball Entry Fee	200.00	N
					199-36-6499.37-001-391000					
033322	08-18-2023	14055	AUTOZONE	DISTRICT WIDE	300340	3544608351	C	Maint Sup - April	121.28	N
					199-51-6319.01-999-399000					
033343	08-23-2023	14055	AUTOZONE	DISTRICT WIDE	300498	3544611816	C	flasher light, car wash sup	19.11	N
					199-34-6319.01-999-399000					
								Vendor 14055 Total:	140.39	
033323	08-18-2023	14112	Big Bend Concrete	MARATHON SCHOO	300484	15190	C	concrete for sidewalks	2,162.50	N
					198-51-6319.00-001-399000					
	08-23-2023			MARATHON SCHOO	300484	15190	D	MC PAYMENT	-2,162.50	N
					198-51-6319.00-001-399000					
								Check 033323 Total:	.00	
082304	08-23-2023	14112	Big Bend Concrete	MARATHON SCHOO	300118	15190	D	Paid with MasterCard	-2,187.25	N
					198-51-6319.00-001-399000					
				MARATHON SCHOO	300118	15190	D	Concrete/Sidewalks	2,187.25	N
					198-51-6319.00-001-399000					
								Check 082304 Total:	.00	
								Vendor 14112 Total:	.00	
033353	08-24-2023	14137	Wesly Don Martin	DISTRICT WIDE	300468	0954	C	Fire Alarm Batteries	350.00	N
					199-51-6249.05-999-399000					
033362	08-28-2023	14152	Culberson County-Allam	MARATHON SCHOO	300489		C	Volleyball Meals	130.00	N
					199-36-6412.37-001-391000					
033344	08-23-2023	14199	COMPASS ELECTRICA	DISTRICT WIDE	300458	1507	C	Electrial work Concession	2,593.27	N
					199-51-6249.00-999-399000					
033338	08-18-2023	14211	Judy Briones	MARATHON SCHOO	300115		C	Hotel/Ntl History Fair/Washin	1,627.20	N
					199-36-6412.05-001-399000					
033332	08-18-2023	14250	QUILL CORPORATION	MARATHON SCHOO	300480	33960270	C	HS/Elem lunch room sup/fax	119.68	N
					199-23-6399.00-001-399000					
				SUPERINTENDENT	300480	33956859	C	HS/Elem lunch room sup/fax	153.11	N
					199-41-6399.00-701-399000					
				BUSINESS OFFICE	300486	33984284	C	Printer Cartridges & Pkg Tap	686.03	N
					199-41-6399.00-750-399000					
								Check 033332 Total:	958.82	
								Vendor 14250 Total:	958.82	

Check Nbr	Check Date	Vend Nbr	Payee	Organization	PO Nbr Fnd-Fnc-Obj.	Invoice Nbr So-Org-Prog	Typ Cd	Reason	Amount	EFT
033347	08-23-2023	14299	STOPit	MARATHON SCHOO	300500	30161 199-31-6399.45-001-399000	C	license renewal	800.00	N
033352	08-24-2023	14376	JASMINE RIVERA	MARATHON SCHOO	300476	199-36-6412.37-001-391000	C	Volleyball Meals	140.41	N
033331	08-18-2023	14380	PITNEY BOWES, INC.	MARATHON SCHOO	300075	1023642993 199-23-6269.01-001-399000	C	Postage Machine Rental	18.23	N
				SUPERINTENDENT	300075	1023642993 199-41-6269.01-701-399000	C	Postage Machine Rental	19.37	N
				BUSINESS OFFICE	300075	1023642993 199-41-6269.01-750-399000	C	Postage Machine Rental	19.37	N
								Check 033331 Total:	56.97	
								Vendor 14380 Total:	56.97	
033335	08-18-2023	14432	Wink High School - Clas	MARATHON SCHOO	300481	199-36-6499.37-001-391000	C	Volleyball Entry Fee	250.00	N
033315	08-10-2023	14477	ALPINE PEST CONTRO	DISTRICT WIDE	300471	7136281 199-51-6249.01-999-399000	C	Pest Control Service	749.00	N
033355	08-24-2023	14521	Midland Classical Acade	MARATHON SCHOO	300496	199-36-6412.35-001-391000	C	Cross Country	100.00	N
033351	08-24-2023	14526	Dodson Guns	MARATHON SCHOO	300493	733 199-52-6399.00-001-399000	C	practice ammo 200 rounds	64.00	N
033356	08-24-2023	14597	National Literacy Profess	MARATHON SCHOO	300466	041326 199-13-6411.00-001-330000	C	Professiona Development	250.00	N
033340	08-18-2023	14598	WINSOR LEARNING, IN	MARATHON SCHOO	300472	INV21477 199-11-6399.00-001-337000	C	Dyslexia materials	2,293.50	N
033327	08-18-2023	14599	Quarles Petroleum	MARATHON SCHOO	300433	CT-1711658 101-35-6411.00-001-399000	C	Regn 17 wksp Lubbock	70.01	N
				SCHOOL BOARD	300441	CT-1696160 199-41-6419.00-702-399000	C	SLI Board Trng - SA	91.66	N
								Check 033327 Total:	161.67	
								Vendor 14599 Total:	161.67	
033349	08-24-2023	14600	Bill Williams Tire Center	DISTRICT WIDE	300503	23-0935496-014 199-34-6319.00-999-399000	C	tires	107.84	N
								Grand Total:	67,940.58	

End of Report

MARATHON INDEPENDENT SCHOOL DISTRICT
REGULAR SCHOOL BOARD MEETING
AUGUST 28, 2023

Regular Board of Trustees School Board Meeting: The Board of Trustees of the Marathon Independent School District met on August 28, 2023, in the High School Library

Present Board Members: Marina Aguilar, Steven Aguilar, Judy Briones, Craig Carter, Andrew Lewis, Cheyenne Marta

Absent Board Members: Hayes West

Staff: Dr. Ivone Durant, Coy Gonzalez, Victoria Sanchez

Audience of Individuals: Jayne Gallo, Jacob Garcia, Monica Pinedo, Sandra Hansen, Marion, Ingrid

- I. Call Meeting to Order: Board President, Judy Briones called the meeting to Order at 6:01 p.m.
- II. Recited the Pledge of Allegiance to the American and Texas Flag
- III. Moment of Silence – Prayer followed by a moment of silence.
- IV. Public Comments – Jayne Gallo asked for an update on Teacher Housing and asked what the delay was since it has been over a year since the land was purchased and nothing has been upgraded on the land. Board President Judy Briones responded that the school has had other important maintenance issues that have been taking place and needed attention.
- V. Public Meeting: 2023-2024 Proposed Budget (Closed Meeting) In accordance with the Texas Open Meeting Act (Subchapter D and F of Chapter 551 of the Texas Government Code), the board will now enter a closed session at 6:04 p.m. A motion was made by Marina Aguilar and seconded by Steven Aguilar to accept the 2023-2024 Proposed Budget by Fund and Function as presented by Business Manager, Victoria Sanchez
- VI. Adopt 2023-2024 Proposed Budget – Board President called the meeting back in session at 7:02 p.m. A motion was made by Marina Aguilar and seconded by Andrew Lewis to Adopt 2023-2024 Proposed Budget as presented. Motion Carried
- VII. Public Meeting: Discussion of 2023-2024 Budget and 2023 Proposed Tax Rate
- VIII. Resolution to Adopt 2023 Tax Rate – A motion was made by Cheyenne Marta and seconded by Steven Aguilar to approve/Adopt 2023 Tax Rate as follows: BE IT RESOLVED on this date, we the Board of Trustees of the Marathon Independent School District, hereby levy or set the tax rate on \$100 valuation for the District for the tax year 2023, at a total tax rate of \$0.8120, to be assessed and collected by the duly specified assessor and collector as follows:

MISD MAINTENANCE & OPERATIONS TAX: \$0.8120
MISD PAYMENT OF PRINCIPAL AND INTEREST ON DEBT: \$0.00

- IX. Adopted this 28th day of August 2023, by the Board of Trustees. Motion Carried
Closed Meeting – In accordance with the Texas Open Meeting Act (Subchapters D and F of Chapter 551 of the Texas Government Code), the board will not enter a closed meeting to deliberate subjects listed on this agenda authorized by Subchapter D. Any final action, decision, or vote on a subject deliberated in the closed meeting will be taken in an open meeting held in compliance with the Texas Open Meetings Act.

- a. To discuss and/or deliberate the appointment, employment, evaluation, reassignment, duties, discipline, or dismissal of personnel.
- X. Open Meeting
- XI. 2023-2024 Employee Compensation Plan and Benefits will remain the same as presented by Business Manager, Victoria Sanchez.
- XII. Authorize Closure of Certificates of Deposit 1225/3-year and 1312/1-year: and Reopen Certificates of Deposit (individual or consolidated) at a higher interest rate; A motion was made by Marina Aguilar and seconded by Steven Aguilar to Consolidate Certificates of Deposit at a higher interest rate as presented. Motion carried.
- XIII. Consent Items – A motion was made by Marina Aguilar and seconded by Craig Carter to approve the Consent Items as presented. Motion Carried
 - a. Monthly Tax Collection Report
 - b. Budget Amendments
 - c. Review and approve Board Minutes
- XIV. Superintendent Report
 - a. Opening of School Assessment Program – Information given by Dr. Durant on the School Assessment Program
 - b. Proposal to Obligate Rural Education Achievement Program (REAP) – 2023 A-F Refresh Overview and Summary. A-F is important for Texas Students. There are several key design commitments built into A-F to help ensure it works as an effective, continuous improvement tool while accurately recognizing performances. Dr. Durant gave information on the Rural Education Achievement Program and the testing given to students to evaluate performance in Math, Reading, Science and Social Studies.
- XV. Upcoming Events – Volleyball and Cross Country
- XVI. Adjourn: A motion to adjourn was made by Marina Aguilar and seconded by Steven Aguilar to adjourn the board meeting at 7:55 p.m.

Board President _____

Board Secretary _____

**MARATHON INDEPENDENT SCHOOL DISTRICT
TRANSPECOS BANK, AUTHORIZED REPRESENTATIVES**

The Board of Trustees of the Marathon Independent School District hereby appoints the individuals listed below to serve as authorized representatives of the district's financial accounts held as follows:

Transpecos Bank:

- 1) Marathon ISD Maintenance Account No. 6111016900;
- 2) Scholarship Fund Account No. 6111017288
- 3) Certificate of Deposit No. 6111017759

Authorized Representatives and Check Signers:

Marina Aguilar, Trustee	Steven Aguilar, Trustee
Judy Briones, Trustee	Cheyenne Marta, Trustee
Craig Carter, Trustee	Hayes West, Trustee
Andrew Lee Lewis, Trustee	

Authorized Representatives Administration and Online Banking Services

Ivonne Durant, Superintendent
Victoria Sanchez, Business Manager

BE IT FURTHER RESOLVED.....that Transpecos Bank is authorized to remove any and or all representatives not listed; and to prepare and execute said documents, noting that two signatures are required for all checks issued by the district.

Approved on this the 27th day of September, 2023.

Board President

Board Secretary

DATE:	September 12, 2023
SUBJECT:	Delay in 2023 A–F Academic Accountability Ratings
CATEGORY:	Notice
NEXT STEPS:	Share with appropriate staff

The purpose of this communication is to inform local educational agencies (LEAs) about a delay in the issuance of the final rule for the accountability manual and a delay in the issuance of 2023 A–F Accountability Ratings.

As communicated previously, issuance of A–F ratings this year was already planned to be delayed from the typical mid-August release date due to the standards-setting process required with the redesign of STAAR. Based on timelines published previously, ratings were to be issued publicly on September 28, 2023.

The A–F accountability system itself is also being refreshed this year, with some changes to cut points and some changes to indicator methodology. For more than a year, the Texas Education Agency (TEA or agency) has publicly shared timelines and preliminary frameworks related to the A–F refresh.

As part of the refresh, in January 2023, TEA published proposed cut points and updates to the previously published methodology changes, noting some areas of change and some areas which remain unchanged. Those details included information about changing methods and cut scores to be used in calculating student growth on STAAR. Feedback obtained to that point included recommendations to appropriately account for the impact of COVID-19 in evaluating new baseline data, so the agency proposed setting growth cut scores using a baseline of the average level of student growth for the 2018–19 and 2021–22 school years.

However, since that time, statewide growth data for the 2022–23 school year has become available. Analysis of that growth data shows that the 2021–22 growth was more anomalous than expected, so setting baselines that partially incorporate data from the 2021–22 school year may not adequately take into account the impact of COVID-19.

As a result, the agency **will be delaying the issuance of the final rule for the accountability manual and delaying the issuance of ratings** to conduct further analyses of the growth data to inform cut scores in Domain 2a-Academic Growth, and Domain 3-Closing the Gaps.

Besides changes to growth cut scores, the agency will be incorporating a few additional changes in its final rule based on other feedback gathered during the rulemaking comment period:

- Alternative Education Accountability (AEA) STAAR Methodology: Within Domain 1, update the STAAR methodology for AEA campuses to better reflect the intention of AEA Taskforce recommendations.

- Minimum Indicators for Student Achievement Domain Score: STAAR Component Only: Within Domain 3, reduce minimum number of indicators from four to three to allow campuses with only one lowest performing racial/ethnic group to be evaluated.
- English Language Proficiency: Within Domain 3, allow progress in TELPAS Writing to count towards the current calculation.
- Identification of Schools for Improvement: Additional Targeted Support (ATS) campuses will be identified based on student groups' performance relative to the cut point established for Comprehensive Support and Improvement (CSI) campus identification (bottom 5% of Title I schools' Closing the Gaps Scale Scores, by school type).

The agency is not considering other changes for the final rule from what was published in the proposed rule.

TEA anticipates the additional growth analysis will **delay the issuance of final rules and ratings by approximately one month**, and the agency will provide specific dates for 2023 ratings release at least two weeks ahead of the release of public ratings.

School Improvement

Once specific dates for 2023 ratings are available, TEA's School Improvement Division will also be providing revised timelines for targeted improvement plan submissions and grant funding for eligible identified campuses.

Results Driven Accountability

The *2023 Accountability Manual* will also incorporate a chapter on Results Driven Accountability (RDA), which has historically been a standalone manual. The delay in the issuance of the final rule will also cause delays in RDA determinations and the required actions stemming from the determinations.

Background on the Periodic Update of A-F Indicators and Cut Points

Prior to 2017, cut points and indicators in the accountability system were updated annually, preventing school systems from easily comparing year-over-year performance in reaching goals for students across the state. Since the passage of House Bill (HB) 22 in 2017, state law requires cut points and indicators in the accountability system to be updated periodically, not necessarily annually, to achieve the statutory goals of reducing achievement gaps and ensuring Texas is a national leader in preparing students for postsecondary success. Given this policy change, cut points and indicators in the A-F system have remained largely unchanged since 2017.

This approach of holding cut points and indicators constant for the last five years was maintained even though the agency received consistent feedback about needed changes in the system design – especially with regard to district rating methodology. In addition, the underlying performance of schools across the state would have warranted some annual cut point increases – especially with regard to college, career, and military readiness. Rather than

making those changes in prior years, the system remained static, and instead changes are being made only once over a five-year period.

Given the statutory shift to periodic, rather than annual, updates, the last five years have provided educators an effective way to discern year-over-year continuous improvement. But during the refresh year, with a variety of changes being made to the *A-F* system ratings methodology, there is a greater need to communicate about the changes, so the agency has provided communications resources this year designed to help inform educators and the public that year-over-year comparisons are more difficult this year. To help provide a year-over-year comparison, “*what if*” re-evaluations will also be publicly released using last year’s data and this year’s cut points and methodology.

For similar reasons stemming from the HB 22 (85R) statutory changes, **indicators and cut points established in the refresh will remain largely unchanged for approximately the next five years**, so the refresh establishes a new five-year baseline. Also of note, under more recent statutory changes, *A-F* ratings are required to be issued statewide each year; the commissioner of education is no longer permitted to consider the use of “*Not Rated*” on a statewide basis, even as part of a transition in the accountability system.

For more information about the *A-F* Refresh, please visit the [2023 Accountability Development Materials webpage](#). Please direct questions to the Performance Reporting Division at (512) 463-9704 or performance.reporting@tea.texas.gov.

Region 18
 School MARATHON INDEPENDENT SCHOOL DIST
 District MARATHON ISD
 Date/Time of Audit 01/11/2023 08:13 AM
 Time Asked To Report to Office 8:01
 Facility Name Marathon Schools
 Auditor 1 Brian Hastings
 Debrief with Dr. Durant

Exterior of Building

1.) The school has a marquee (or other sign) visible from the road clearly indicating the schools name. Yes

Notes On the south end of the main JH/HS campus school signs are posted, as well as a mostly covered (by trees) school labeling atop the primary entrance

Files 1




2.) Were there any problems with entryways (broken locks, missing handles, damaged)? No

3.) Were there problems with lighting? No

4.) Were there any electrical concerns? No

5.) Were plants and shrubs an appropriate height? Yes

Files 5



6.) Were there any problems with windows? No

7.) Were there any problems with locks? No

Notes I was given a master key and all locks worked as they should


8.) Were there any other possible building access points (trees, etc.)? No

9.) Were there any problems with roof areas? No 30

Notes

The roofs looked in good shape

Files 9




10.) Were there any problems with building foundations?

No

Notes

All foundations appeared in good shape

Files 10




11.) Were there any problems with out-buildings?

Yes

Notes

The old football stadium's ticket booth was open and contained cleaning materials that may be unsafe. The old press box was open. Other out-buildings were open also. Recommend-locking all out-buildings. School suburban, van, and one buse were locked, and no school vehicles had keys left in the ignitions

Files 11




12.) Were there any trash areas?

No

Notes

Dumpsters were in appropriate location and well-kept

Files 12




13.) Were there any lawn hazards?

Yes

Notes

School grounds were clean and well-maintained. However, turf behind the ag shop might create a place for varmints and snakes. Recommend-dispersing or elevating the turf

Files 13



14.) Was there any debris?

No

Notes

Clean grounds

Files 14



15.) Was there any loose brick or siding?

No

Notes

Brick was in good shape in all locations. However, the facade of the gym showed some damage. Recommend-repairing facade

Files 15



16.) Was graffiti present on buildings or sidewalks?

No

Notes

No graffiti was observed on the outside

Files 16

17.) Was there any rocks or possible projectiles?

No

18.) Were parking area entrances or exits are clearly marked?

No

Notes

There wasn't parking marked with the exception of handicap parking. However it was apparent where to park, and there is large areas to do so.

Files 18



19.) Was there proper access for disabled persons?

Yes

Notes

Ramps of proper slope to HS/JH building and curb is cut out for access, and is in good shape. Additionally signs were present.

Files 19




20.) Were there any problems with texture of the sidewalks?

No

Notes

Sidewalks were in good shape.

Files 20




21.) Were there any problems with the playgrounds?

Yes

Notes

Overall the playground is in good shape. The play safe material (wood chips) was of good quality and proper depth in all but a few places from use. Recommend simply level out play safe material to allow for 9" depth. No S hooks on the swings, but there were some on another device. Recommend-replacing the S hooks, or at least making certain the gap is less than a dime width. Under one of the sets nuts were missing, which could possibly lead to student injury. Recommend-adding nuts. Border was in good shape and proper distance (6') away from equipment.

Files 21




22.) Were signs present for weapons-free, drug-free, alcohol-free, and tobacco-free school zone?

No

Notes

No smoking and 30.06/.07 were present. Proper signage and regulations were shared with administration. Recommend-following proper signage on doors.



Files 22

Intruder Assessment Questions

A) Security Factors

- 1.) Time gained entry 8:01
 - 2.) Entrance point(s) Primary Entrance
 - 4.) Contacted by: HS Secretary
 - 5.) Were you directed to the office? Yes
- Notes Secretary met me at the door and directed me to office

B) Visitor Policies and Procedures




- 1.) Were main entry doors locked? Yes
- 2.) Was main entry observable by staff? Yes
- 3.) Were signs present instructing you to sign in? No
- 4.) Was it easy to locate the office? Yes
- 5.) Were you required to sign in? Yes
- 6.) Were you asked why you needed access? Yes
- 7.) Were you required to show a photo ID? Yes
- 8.) Were you provided a dated visitor pass? Yes
- 9.) Did the office retain the ID or a copy? No
- 10.) Were you instructed to check out before leaving? Yes
- 11.) Did you have access to classrooms? Yes

- 12.) Were you observed by any staff? Yes
- 13.) Were classroom doors closed/locked during instruction? Yes
- 14.) Were there unescorted students in the halls or on campus? No
- 15.) Were staff visibly wearing IDs? No
- 16.) Were you asked to go to office to sign in? Yes
- 17.) Were you confronted by staff? Yes
- 18.) Did you verbally communicate with any staff? Yes
- 19.) Were you escorted to the office? Yes
- 20.) Did you check out with the office before leaving building? Yes
- 21.) Was there enforcement of visitor processes? Yes
- 22.) Was the student release process followed? Yes

Notes

The district had a perfect Intruder Detection Audit a few months ago. Recommend-Have proper signage on doors and also add an arrow pointing the primary entrance direction.

Files



Neighborhood Risk Factors

- 1.) Was there any graffiti or vandalism? No
- 2.) Are there any abandoned buildings or cars within 500 yards? No
- 3.) Are there any institutions or businesses that could be hazardous within 1000 yards? No

Notes

In this area of West Texas and the issues near the border, school security is of upmost importance. The school must remain vigilant in maintaining school security.


Interior of Building

- 1.) Were there exposed wire hazards? Yes

Notes

Only a only locations with potential wire hazards was observed (lunch area). Recommend-covering wire with an accessible metal box.

Files



2.) Were there electrical concerns (outlets, plugs, cords)?

Yes

Notes

Because of the age of the buildings, some extension cords were used in different locations. Recommend- extension and multiple plugs should not be allowed, except temporarily.

Files



3.) Were there problems with lighting?

No

4.) Were there hallway/passageway obstructions?

No


5.) Were there any unlocked, unoccupied classrooms?

Yes

Notes

All classrooms were locked. However, the gym, the locker rooms, offices, weight room, and equipment storage areas were open at the time of the audit. Recommend-locking all areas, except when in use

Files



6.) Were there any loose floor coverings?

No

Notes

All floors were in clean and in good shape with the exception of the locker rooms.

Files

- 7.) Were handrails missing where needed? No
- 8.) Were handrails loose or broken? No
- 9.) Were any broken windows observed? No
- 10.) Was any splintered wood present? Yes

Notes

Outside the lunch area, there were some outdoor tables. In some locations, because of aging, were some splinter potential. Recommend- sanding and refinishing wooden outdoor tables.

Files

- 11.) Was there any problems with the hallway lighting? No
- 12.) Was there any problems with the stairs? No
- 13.) Were there any blind spots in the hallways or on stairs? No
- 14.) Were there any problems with ceilings? Yes

Notes

Only a few locations had ceiling tile water damage. One classroom needed to move items that were closer than the required 24" from ceiling without sprinklers/18" from ceiling with sprinklers

Files

- 15.) Were there any problems with doorways? No
- 16.) Were there any problems with bathrooms? Yes

Notes

Bathrooms were in good shape with the exceptions of the locker rooms which needed cleaning and paint

Files

17.) Were there any problems with storage areas?


Yes

Notes

Storage areas in the gym need to be locked.



Files



18.) Were any chemicals improperly stored?



Yes

Notes

Chemicals in the ticket booth, bus area, one fueling station, and gym area need to be locked up.



Files



19.) Were exit markings present?

Yes

Notes

Lit exit signs were present where needed and their backup batteries were all functioning

20.) Were fire extinguishers or other fire safety equipment present and current on service?

Yes

Notes

Fire extinguishers were present where required. However the science lab's will expire in March. Recommend-have these all school extinguishers inspected by March

21.) Was there emergency lighting issues?

No

22.) Facility has a Cafeteria

No

23.) Facility has a Library

Yes

23 a.) Overall impression ... Neat, well, lit, open and inviting, or

Yes

23 b.) Disorganized, cluttered

No


23 c.) Was there electrical, lighting or storage concerns?

No

23 d.) Were there problems with extension cords? No

23 e.) Were trip hazards present? No

Files



24.) Facility has a Gymnasium/Weight room (Check one or both) Yes

24 a.) Were there electrical concerns (outlets, plugs, cords)? No

24 b.) Were there problems with lighting? No

24 c.) Were there storage concerns (Expensive equipment secured, clutter, etc.)? Yes

24 d.) Was any broken or unsafe equipment present? No

24 e.) Were the exterior gym doors secured? No


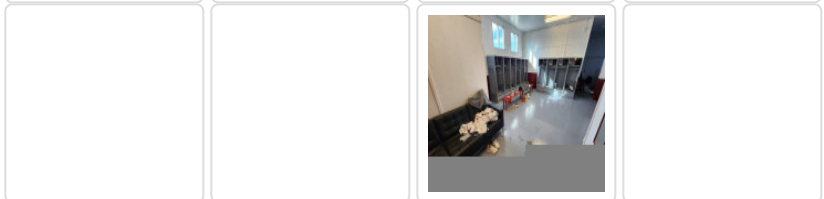
Other concerns Yes

Notes

Recommend-this area needs to be locked, equipment locked up, clean, free from clutter, and chemicals stored. The weight room was very clean and well kept.




Files



25.) Facility has a Band Hall/Choir/Orchestra (Check all that apply) No

Notes

Facility has an auditorium. Stage curtains have labeling showing them to be flame proofed by the Immersion process



Files

26.) The Facility has a Science Laboratory/Classroom?

Yes

26 a.) MSDS was available on site and readily available, paper or electronic?

Yes

26 b.) Inventory sheet completed and current (annually)?

Yes

Notes

Documents were well kept and displayed

Science Lab/Classroom Safety Equipment

1. Were fire blankets present?

Yes

2. Was an adequate supply of aprons present?

Yes

3. Were ABC Fire extinguishers present and current on service?

Yes

4. Was a first aid kit present and adequately stocked?

Yes

5. Were fume hoods were present and functional?

Yes

6. Were secondary exits present where required?

Yes

7. Was an adequate supply of safety goggles present?

Yes

8. Was a safety goggle disinfectant system present and functional?

Yes

9. Was the eyewash present and functional? (Recommendation is to flush device weekly)

Yes

10. Was a body wash station present and functional? (Recommendation is to flush device weekly)

Yes

Notes

Well kept lab. Recommend-if possible adding master shutoffs for water, electricity, and gas.

27.) Was there a separate storage area for science materials and supplies?

Yes

Science Materials and Supplies Storage

1. Science supplies storage area locked?

Yes


40

- 2. There was a separate storage cabinet for Flammables? Yes
- 3. There was a separate storage cabinet for Corrosive Acids? Yes
- 4. There was a separate storage cabinet for Bases? No
- 5. Were all materials coded for compatibility? No
- 6. Were all materials properly labeled? Yes
- 7. Were containers are on the shelf below head level and above floor level? Yes
- 8. Were all materials stored in appropriate containers? Yes
- 9. Were glass containers are plastic coated to contain breaks? No
- 10. Were chemical spills present? No
- 11. Was any Nitric Acid present? Yes
- 12. Any mercury, sodium metal, or white phosphorous on site? No
- 13. Are food items or other non essential items stored with chemicals? No
- 14. MSDS was available on site and readily available (paper or electronic)? Yes
- 15. Inventory sheet completed and current (annually)? Yes

Notes

Auditor shared chemical storage information with science teacher to have the most up to date information. Teacher is doing well in the responsibilities of the science lab.

Files



Health Risk Factors

- 1.) Access to first aid supplies (Where are they? Classrooms, etc., properly stocked with current supplies) In hallways and required classrooms
- 2.) CPR certified personnel # of staff 11
- 3.) Is an Automatic External Defibrillator (AED) On Site? Location? (Photo) Yes
- 4.) What is the number of staff trained to use the AED? 1 41

Notes	Recommend-all staff be trained to use the AED
5.) Were Stop the Bleed kit/s available? Location?	with AED
6.) How many staff members are certified in Stop the Bleed Training?	11
7.) Does your Campus have an infection control plan?	No

Critical Documents and Requirements

1.) Is there a Student Code of Conduct on site?	Yes
2.) Student Code of Conduct was displayed (Section 37.001)	No

Notes Shared proper signage and regulations with administration

Emergency Operations Plan

1.) Was the EOP approved by the School Board	Yes
--	-----

Notes This Fall the district's EOP was shared with TxSSC for approval. Upon audit, TxSSC has not yet inspected the document.

3.) When was the EOP last updated?	Oct 2022
------------------------------------	----------

4.) Does the EOP contain provisions if campus is within 1000 yards of a Railroad?	No
---	----


7.) Is a current Campus Improvement Plan (CIP) on site?	Yes
---	-----

8.) Does the CIP include goals and strategies that address bullying, suicide prevention, tobacco, drug and alcohol abuse?	Yes
---	-----

9.) Were Emergency evacuation plans/Maps posted?	Yes
--	-----

Notes The emergency maps were well done, informative, and user friendly

Files



10.) Are Campus Evacuation/Shelter in Place Maps posted in classrooms?	Yes
--	-----

Notes Ag shop was map was missing at time of audit

12.) Was the Steroid Notice (Campuses with Grades 7-12) posted in the athletic facilities?	No
--	----

Notes	Proper signage and regulations were shared with administration
13.) Were the Child Abuse-No, Go, Tell Student Posters posted in both English & Spanish in a high traffic area? (Required TEC 38.0041; TAC 61.1051)	No
Note	Proper signage and regulations were shared with administration
14.) Was the human trafficking notice posted in Cosmetology classrooms?	Not Applicable
15.) Were drill records maintained?	Yes
Notes	Prior to the school year, the district developed a drill calendar to meet drill requirements

Custodial Staff

Faculty/Staff Survey

Q: What do you enjoy most about being a teacher at this campus/school?	T1- Kids T2-small school
Q: What concern(s) do you have about feeling safe at school?	2x-recent school violence
Q: Do students know who to contact to obtain prescription/illegal drugs?	2x-yes
Q: From these choices, which best defines how extensive you believe drug usage is among students here?	High
Q: What prevention programs are in place on your campus for Alcohol and other drugs?	Red Ribbon Week, Drug Dogs, Sheriff's Assembly
Q: Bullying and violence prevention?	Stop It program, crisis center visits
Q: If your peers and principal asked you to offer ideas on how to make school safer and better, how would you respond?	clear expectations for security and admin follow through, retaining wall in foyer of primary entrance of HS/JH
Q: Do students respect teachers?	T1-depends T2-Yes
Q: Do students respect other students?	T1-most of the time T2- some
Q: How many of these emergency practice drills have you had so far this year?	*See Below
Fire/Evacuation? (4 per school year)	2
Lock down? (2 per school year)	2
Site Evacuation? (1 per school year)	1
Shelter for Severe Weather? (1 per school year)	1

Student Survey

Q: What do you enjoy most about being a student at this campus/school?	S1-small school S2-College classes S3-1 on 1 with Teachers
Q: What concern(s) do you have about feeling safe at school?	3x-None
Q: Do students know where to obtain prescription/illegal drugs?	3x-I don't know
Q: Do you think there is a drug problem among students in your community?	3x-No
Q: What prevention programs are in place on your campus for Alcohol and other drugs?	Red Ribbon Week, Sheriff's assembly
Q: Bullying and violence prevention?	Stop It program
Q: If your peers and principal asked you to offer ideas on how to make school safer and better, how would you respond?	2x-add a counselor 1x-I don't know
Q: Do students respect teachers?	3x-mostly
Q: Do students respect other students?	3x-mostly
Q: How many of these emergency practice drills have you had so far this year?	*See Below
Fire/Evacuation? (4 per school year)	1
Secure (Lockout)? (2 per school year)	1
Lock down? (2 per school year)	1
Severe Weather?	1

Commendations & Recommendations

Commendations	Marathon ISD is a beautiful, clean, and most importantly a secure school. It is evident that security and safety of the safety and staff is a priority. Additional commendations include site maps, playground, science lab, lunch/lounge area made for students, grounds and building maintenance, and auditorium stage curtains that are labeled and flame proofed
Recommendations/Suggestions	Recommendations are listed above within the audit but include: proper signage, playground maintenance, Ag shop and locker room improvements, and a few science improvements



JSA Architects, Inc.
2003 W. Wall Street, Ste. B
Midland, Texas 79701
432.362.6565
www.jsarch.com

Proposal / Letter of Agreement

Project:

Security Fencing
Marathon ISD
109 NE 5th St., Marathon, Texas 79842

This Proposal/Letter of Agreement is to authorize the Architect, JSA Architects, Inc., to provide the Owner, Marathon ISD with the following services:

New Campus Security Fencing:

- Prepare Drawings and Specifications for new security fencing on Primary and Elementary Campuses per the Owner's requirements.
- Bidding of project
- Construction Administration during construction of the work.

Fee: \$14,000, billed monthly on percentage of work completed.

Not Included in Services:

- Surveying of existing property.
- Mechanical, electrical, plumbing, and structural engineering services.
- Assessment of site for existing utilities.
- Renderings.
- Printing, reproduction, and advertising for bidding.

All formal communications between the Architect and the Owner shall be through the Owner Representative, Dr. Ivonne Durant.

Termination of this Agreement will be upon the completion of these services. If the Owner requires additional services, the Architect will prepare a future architectural services proposal for approval.

Submitted by:




Richard Schwope, AIA
Partner – JSA Architects

9/13/2023

Date

Accepted by:



Dr. Ivonne Durant
Superintendent, Marathon ISD

09/18/2023

Date

RENAISSANCE® Consolidated State Performance Report

Generated Sep 20, 2023, 2:10 PM

School **Marathon School** Date Range **08/15/2023–05/24/2024** Demographics **All Demographics**

District

Marathon School

Grade ▲	Less than Proficient				Proficient				Star Math Participation			
	Did Not Meet Grade Level		Approaches Grade Level		Meets Grade Level		Masters Grade Level		Tested		Not Tested	
	Total	%	Total	%	Total	%	Total	%	Total	%	Total	%
Grade K	-	-	-	-	-	-	-	-	0	0%	6	100%
Grade 1	-	-	-	-	-	-	-	-	0	0%	4	100%
Grade 2	0	0%	2	100%	0	0%	0	0%	2	100%	0	0%
Grade 3	1	50%	1	50%	0	0%	0	0%	2	67%	1	33%
Grade 4	3	50%	2	33%	0	0%	1	17%	6	100%	0	0%
Grade 5	0	0%	3	100%	0	0%	0	0%	3	100%	0	0%
Grade 6	2	50%	1	25%	0	0%	1	25%	4	100%	0	0%
Grade 7	0	0%	0	0%	3	75%	1	25%	4	100%	0	0%
Grade 8	1	50%	1	50%	0	0%	0	0%	2	100%	0	0%
Grade 9	0	0%	1	14%	6	86%	0	0%	7	100%	0	0%
Grade 10	0	0%	0	0%	3	75%	1	25%	4	100%	0	0%
Grade 11	1	20%	1	20%	1	20%	2	40%	5	83%	1	17%
All Students Summary	8	21%	12	31%	13	33%	6	15%	39	76%	12	24%

47

RENAISSANCE® Consolidated State Performance Report

Generated Sep 20, 2023, 2:09 PM

School **Marathon School** Date Range **08/15/2023–05/24/2024** Demographics **All Demographics**

District
Marathon School

Grade ▲	Less than Proficient				Proficient				Star Reading Participation			
	Did Not Meet Grade Level		Approaches Grade Level		Meets Grade Level		Masters Grade Level		Tested		Not Tested	
	Total	%	Total	%	Total	%	Total	%	Total	%	Total	%
Grade K	-	-	-	-	-	-	-	-	0	0%	6	100%
Grade 1	-	-	-	-	-	-	-	-	0	0%	4	100%
Grade 2	0	0%	1	100%	0	0%	0	0%	1	50%	1	50%
Grade 3	0	0%	1	50%	0	0%	1	50%	2	67%	1	33%
Grade 4	2	40%	0	0%	3	60%	0	0%	5	83%	1	17%
Grade 5	3	100%	0	0%	0	0%	0	0%	3	100%	0	0%
Grade 6	2	50%	1	25%	0	0%	1	25%	4	100%	0	0%
Grade 7	1	25%	1	25%	1	25%	1	25%	4	100%	0	0%
Grade 8	1	50%	1	50%	0	0%	0	0%	2	100%	0	0%
Grade 9	1	14%	1	14%	4	57%	1	14%	7	100%	0	0%
Grade 10	0	0%	1	25%	1	25%	2	50%	4	100%	0	0%
Grade 11	-	-	-	-	-	-	-	-	0	0%	6	100%
All Students Summary	10	31%	7	22%	9	28%	6	19%	32	63%	19	37%

48