

# Agenda of Regular Meeting

## The Board of Trustees

### Marathon ISD

#### *Preparing Each Student for a Successful Future as a Lifelong Learner*

---

A Regular Meeting of the Board of Trustees of Marathon ISD will be held January 27, 2021, beginning at 6:00 PM in the Marathon High School Library.

The subjects to be discussed or considered or upon which any formal action may be taken are listed below. Items do not have to be taken in the same order as shown on this meeting notice. Unless removed from the consent agenda, items identified within the consent agenda will be acted on at one time.

I. Call Meeting to Order	
a. Roll Call	
II. Pledge of Allegiance to the American and Texas Flags	
III. Moment of Silence	
IV. Public Comment	
V. Board reorganization	
VI. Consent Items	
a. Monthly Tax Collection Report	3
b. Budget Amendments	5
c. Review and approve previous Board Minutes--December, 2020	6
d. Investments Quarterly Report	8
VII. Consent Items - Board Information Only	
a. Financial Reports - As of December 2020	12
b. Check Payments for December 2020	36
VIII. Superintendent Report	
a. School Board Appreciation Month	
b. Response to Covid-19--review of Jan. 13-17 actions; CARES Act reimbursement for staff leave; test supplies	40
c. District Goals Updates	
1. Student Performance	
a. Instructional progress monitoring--mid-year benchmark assessments; walkthroughs	46
b. Student behavior/consequences	
1. Consideration of dress code modifications	68
2. Graduation Rate	
a. Project Celebration Grant Award	70
3. Staff Quality	
a. School board Learning Walk	
b. Mid-year survey results--staff	71

- 4. Safe and Healthy School Climate
  - a. Mid-year survey results--students 78
  - b. Counseling support for semester
- 5. Fiscal Responsibility and Facilities Management
- 6. Board/Parent/Community Engagement
  - a. Mid-year survey results--parents 87
  - d. 2021-22 district and budget calendars
- IX. Closed Session
 

In accordance with the Texas Open Meetings Act (Subchapter D and F of Chapter 551 of the Texas Government Code), the board will now enter into a closed meeting to deliberate subjects listed on this agenda authorized by Subchapter D. Any final action, decision, or vote on a subject deliberated in the closed meeting will be taken in an open meeting held in compliance with the Texas Open Meetings Act.  
 Tex. Gov't Code 551.071, 551.129,551.074

  - a. Update on Guardian program
- X. Open Meeting
  - a. Consideration of Guardian program update
- XI. Upcoming Events
  - a. February 24--Board meeting
  - b. March 24--Budget and Board meetings
- XII. Adjourn

***The Marathon ISD seven-member Board of Trustees is focused on student achievement and the overall success of the school district.***

# MARATHON ISD

109 N. 5<sup>th</sup> Street  
Marathon, Texas 79843

---

## Monthly Tax Collections Report

Brewster County Tax A/C Submission

Period: 12/01/2020 to 12/31/2020

**Marathon ISD**

**Dec-20**

<b>Total Monthly Collected:</b>	<b>197,248.77</b>
<b>Total Paid Taxes</b>	
<b>Current Base (M&amp;O)</b>	<b>197,247.82</b>
Penalty	0.00
Interest	0.00
Atty Fees	0.00
<b>Current Base (I&amp;S)</b>	
Penalty	
Interest	
<b>Delinquent Base (M&amp;O)</b>	<b>0.00</b>
Penalty	0.00
Interest	0.00
Atty Fees	0.00
<b>Delinquent Base (I&amp;S)</b>	
Penalty	
Interest	
Atty Fees	
<b>Current BPP</b>	<b>0.95</b>
Penalty	0.00
Interest	0.00
Atty Fees	0.00
<b>Delinquent BPP</b>	<b>0.00</b>
Penalty	0.00
Interest	0.00
Atty Fees	0.00
<b>CED Base</b>	<b>0.00</b>
Penalty	0.00
Interest	0.00
Atty Fees	0.00
Refunds	0.00

<b>Total Yearly Collected:</b>	<b>\$305,660.86</b>
<b>Total Paid Taxes</b>	<b>10/01/19 to 12/31/2020</b>
<b>Current Base (M&amp;O)</b>	<b>305,658.41</b>
Penalty	0.00
Interest	0.00
Atty Fees	0.00
<b>Current Base (I&amp;S)</b>	
Penalty	
Interest	
<b>Delinquent Base (M&amp;O)</b>	<b>0.00</b>
Penalty	0.00
Interest	0.00
Atty Fees	0.00
<b>Delinquent Base (I&amp;S)</b>	<b>0.00</b>
Penalty	
Interest	
Atty Fees	
<b>Current BPP</b>	<b>1.50</b>
Penalty	0.00
Interest	0.00
Atty Fees	0.00
<b>Delinquent BPP</b>	<b>0.00</b>
Penalty	0.00
Interest	0.00
Atty Fees	0.00
<b>CED Base</b>	<b>0.00</b>
Penalty	0.00
Interest	0.00
Atty Fees	0.00
Refunds	0.00
<b>Percentage</b>	<b>29.49%</b>



MARATHON INDEPENDENT SCHOOL DISTRICT  
REGULAR BOARD MEETING  
DECEMBER 16, 2020

**BOARD MINUTES TAKEN BY BOARD SECRETARY CHEYENNE MARTA**

Regular Board Meeting: The Board of Trustees of the Marathon Independent School District met on December 16, 2020 in the High School Library and was offered through Zoom.

Present Board Members: Steven Aguilar, Judy Briones, Via Zoom attendees Marina Aguilar, Cheyenne Marta, (Hayes West-6:45 p.m).

Absent Board Members: Craig Carter, Dara Cavness,

Staff: Dr. Peter Price, Mr. Juan Saldana

Audience of Individuals:

A Regular Meeting of the Board of Trustees of Marathon ISD will be held December 16, 2020, beginning at 6:00 PM in the Marathon High School Library.

The subjects to be discussed or considered or upon which any formal action may be taken are listed below. Items do not have to be taken in the same order as shown on this meeting notice. Unless removed from the consent agenda, items identified within the consent agenda will be acted on at one time.

- I. Call Meeting to Order 6:00 PM
  - a. Roll Call
    - b. Dr. Price, Mr. Saldana, Steven Aguilar, Judy Briones, Via Zoom Marina Aguilar, Cheyenne Marta, Hayes West on at 6:45
    - c. Absent: Dara Cavness, Craig Carter
- II. Pledge of Allegiance to the American and Texas Flags
- III. Moment of Silence
- IV. Public Comment
  - a. Marina Aguilar stated face coverings should be enforced during the games along with dress code enforcement for students
  - b. Marina Aguilar also stated that communication needs to be more clear for parents
  - c. Dr. Price stated that he would discuss both topics in the agenda.
- V. Consideration of MISD Vision and Mission Statements
  - a. Judy Briones suggested that the word stakeholders be changed or clarified.
  - b. Cheyenne Marta made motion to approve the Vision and Mission statements with changes to stakeholders. Steven Aguilar 2<sup>nd</sup>. Passes unanimously
- VI. Annual financial report for year ending August 31, 2020
  - a. Mr. Oliphant reported the financial audit to the board. Cheyenne Marta made motion to approve 2020 audit. Steven Aguilar 2<sup>nd</sup>, passes unanimously. Dr. Price and board thanked Victoria Sanchez for all of her hard work on the audit.
- VII. Public Meeting: 2019-2020 Financial Integrity Rating System of Texas (2018-2019 Fiscal Data)
  - a. Cheyenne Marta motion to approve the 2019-2020 Financial Integrity Rating System of Texas. Steven Aguilar 2<sup>nd</sup>.
- VIII. Consent Items – Cheyenne Marta made motion to approve consent items. Steven Aguilar 2<sup>nd</sup>, passed unanimously.
  - a. Monthly Tax Collection Report
  - b. Budget Amendments
  - c. Review and approve previous Board Minutes--November, 2020
- IX. Consent Items - Board Information Only
  - a. Financial Reports - As of November 2020
  - b. Check Payments for November 2020
- X. Tax Collection Agreement
  - a. Cheyenne Made motion. Judy Briones 2<sup>nd</sup> Motion, passed unanimously
- XI. Superintendent Report
  - a. Response to Covid-19--county numbers, quarantine changes, vaccine – Students switched to online learning last 3 days prior to break, Dr. Price to report on during January meeting. 35 remaining tests. Will take each case individually, monitor symptoms, and test if

necessary. Marina Aguilar questioned response to online learning. Communication on immediate closure is to be decided through the Superintendent, Principal, and School Board President.

1. Rapid tests protocol--Covid symptoms vs. other symptoms
  2. Consideration of Board resolution regarding extension of staff leave – Edit 8-10 days to meet with state guidelines, Look into Cares Act for reimbursement. Steven Aguilar made motion to approve. Cheyenne 2<sup>nd</sup>, passed unanimously
  - b. Consideration of employee handbook, student handbook, and student code of conduct
  - c. District Goals Updates
    1. Student Performance
      - a. District ratings "paused" for 2020-21
        - I. STAAR and benchmarks to be administered
      - b. Benchmark and interim assessments
      - c. Fall attendance
      - d. UIL Literary Contests
    2. Graduation Rate
      - a. Graduation plan has started and working with students, Freshman and Sophomore to begin in January.
    3. Staff Quality
      - a. Continued walkins and 45 minute observations.
    4. Safe and Healthy School Climate
      - a. Student survey in January and will report findings
    5. Fiscal Responsibility and Facilities Management
    6. Board/Parent/Community Engagement
      - a. Marina's concerns were addressed and Dr. Price stated that athletics will update as quickly as possible.
  - d. Appreciation and Gratitude
- XII. Closed Session 8:07
- In accordance with the Texas Open Meetings Act (Subchapter D and F of Chapter 551 of the Texas Government Code), the board will now enter into a closed meeting to deliberate subjects listed on this agenda authorized by Subchapter D. Any final action, decision, or vote on a subject deliberated in the closed meeting will be taken in an open meeting held in compliance with the Texas Open Meetings Act.
- Tex. Gov't Code 551.071, 551.129,551.074
- a. Update on Guardian program
- XIII. Open Meeting 8:30 pm
- a. Consideration of Guardian program update
    1. Cheyenne made a motion to table. Steven 2<sup>nd</sup>, passed unanimously.
- XIV. Upcoming Events
- a. Dec. 18--no school (staff development)
  - b. Dec. 21-Jan. 1--Christmas Break
  - c. January 27--Board meeting
- XV. Adjourn
- a. Steven motion to adjourn. Judy 2<sup>nd</sup>, passed unanimously. 8:31pm

***The Marathon ISD seven-member Board of Trustees is focused on student achievement and the overall success of the school district.***

If, during the course of the meeting, discussion of any item on the agenda should be held in a closed meeting, the board will conduct a closed meeting in accordance with the Texas Open Meetings Act, Government Code, Chapter 551, Subchapters D and E or Texas Government Code section 418.183(f). Before any closed meeting is convened, the presiding officer will publicly identify the section or sections of the Act authorizing the closed meeting. All final votes, actions, or decisions will be taken in open meeting. [See BEC(LEGAL)]

# MARATHON INDEPENDENT SCHOOL DISTRICT

## QUARTERLY INVESTMENT REPORT

QUARTER ENDING:

November 30, 2020


PRESENTED TO MISD BOARD OF TRUSTEES ON

January 27, 2021


### STATEMENT OF COMPLIANCE

*The investments of the District are in compliance with the Investments Policy and the Public Funds Investment Act.*

SUBMITTED BY:

  
Victoria Sanchez, Business Manager

APPROVED BY:

  
Peter H. Price, Superintendent

**INVESTMENT REPORT FOR QUARTERS ENDING  
November 30, 2020**

**Background Information:**

State law and Board Policy require a quarterly report regarding the District's investments. This agenda action meets the requirements for Section 2256.023.

**Administrative Consideration:**

Interest on investments helps the District achieve District and campus goals. This report is to allow the Board of Trustees to review the investment activity for the quarter, noting earnings, rates, and the investment position of the District at the end of each quarter. Yield information provided reflects the yield at the end of the quarter presented.

The District currently invests interlocal governmental investment pools, "pools" which allow withdrawal on same day basis. As a result, all investments have a weighted average maturity of one day. The book value of the pools is considered to be the market value so that balances as of the report dates are also the market values.

The District also invests in two NOW accounts with West Texas National Bank which allows withdrawal of funds on same day basis. One account is mainly used for operational purposes and excess funds are deposited into the District's pool account to ensure that the highest earning available is utilized. The second account is used for student scholarships awarded annually.


The District currently has two Certificates of Deposit with TransPecos Bank for General Operations that allows for withdrawal of funds at maturity.

**Certification of Investment Officers:**

We, the approved Investment Officers of Marathon ISD, hereby certify that the following Quarterly Investment Report represents the investment position of the District as of the quarter presented in compliance with the Board approved Investment Policy CDA (Legal) (Local), the Public Funds Investment Act (Texas Government Code 2256), and Generally Accepted Accounting Principles (GAAP).



Victoria Sanchez, Business Manager



Peter H. Price, Superintendent

**MARATHON ISD QUARTERLY REPORT**

**Quarter Ending: November 2020**

	<b>BALANCE 8/31/2020</b>	<b>TRANSACTIONS (EXCL. INT.)</b>	<b>INTEREST EARNINGS</b>	<b>NET CHANGE</b>	<b>BALANCE 11/30/2020</b>
<b>GENERAL OPERATING FUND</b>					
<i>West Texas National Bank</i>					
<i>Maintenance Fund - New Acct.</i>	\$ 260,081.95	\$ 38,543.35	\$ 90.59	\$ 38,633.94	\$ 298,715.89
<i>Lone Star Investment Pool</i>					
Corporate Overnight Fund	\$ 664,568.25	\$ 450,000.00	\$ 350.14	\$ 450,350.14	\$ 1,114,918.39
Government Overnight Fund	\$ 998,829.10	\$ 200,000.00	\$ 205.37	\$ 200,205.37	\$ 1,199,034.47
<b>TOTAL GENERAL FUND</b>	<b>\$ 1,923,479.30</b>				
<b>SCHOLARSHIP FUND</b>					
<i>West Texas National Bank</i>	\$ 44,617.48	\$ (5,666.00)	\$ 8.66	\$ (5,657.34)	\$ 38,960.14
<b>TOTAL SCHOLARSHIP FUND</b>	<b>\$ 44,617.48</b>				
<b>CERTIFICATES OF DEPOSIT</b>					
<i>Transpecos Bank</i>					
CD#1225	\$ 64,572.94	\$ -	\$ 130.21	\$ 130.21	\$ 64,703.15
CD#1312	\$ 9,328.31	\$ -	\$ 3.06	\$ 3.06	\$ 9,331.37
<b>TOTAL CERTIFICATES OF DEPOSIT</b>	<b>\$ 73,901.25</b>				
			<b>\$ 788.03</b>		

Participant #: 22902

**Lone Star™ 2020 1st Quarter**  
Investment Pool **Quarterly Statement**

Statement Period: 09/01/2020 to 11/30/2020

Victoria Sanchez  
Marathon ISD  
PO Box 416  
Marathon, Texas 79842-0416



**Summary of Portfolio Holdings**

Account	Fund	Number of Shares	Price Per Share	Account Book Value (USD)	Account Market Value (USD)	% Port.
General Fund	Corporate Overnight Fund	1,114,918.99	1.00	1,114,918.99	1,115,010.02	48.18%
	Government Overnight Fund	1,199,034.47	1.00	1,199,034.47	1,199,173.21	51.82%
<b>Totals:</b>				<b>2,313,953.46</b>	<b>2,314,183.23</b>	

**Totals**

Fund	Number of Shares	Price Per Share	Fund Balance (USD)	% Port.
Corporate Overnight Fund	1,114,918.99	1.00	1,114,918.99	48.18 %
Government Overnight Fund	1,199,034.47	1.00	1,199,034.47	51.82 %
Corporate Overnight Plus Fund	0.00	1.00	0.00	0.00 %
<b>Total Value:</b>			<b>2,313,953.46</b>	<b>100.00 %</b>

**Portfolio Transactions**

**General Fund - Corporate Overnight Fund**

Settle Date	Trade Type	Share Balance	Number of Shares	Price/Share	Amount (USD)
09/01/2020	Starting Balance	664,568.85			664,568.85
09/30/2020	Interest	664,682.72	113.87	1.00	113.87
10/02/2020	Deposit	914,682.72	250,000.00	1.00	250,000.00
10/30/2020	Interest	914,801.51	118.79	1.00	118.79
11/12/2020	Deposit	1,114,801.51	200,000.00	1.00	200,000.00
11/30/2020	Interest	1,114,918.99	117.48	1.00	117.48
11/30/2020	Ending Balance	1,114,918.99			1,114,918.99

**General Fund - Government Overnight Fund**

Settle Date	Trade Type	Share Balance	Number of Shares	Price/Share	Amount (USD)
09/01/2020	Starting Balance	998,829.10			998,829.10
09/21/2020	Withdrawal	748,829.10	-250,000.00	1.00	-250,000.00
09/30/2020	Interest	748,894.44	65.34	1.00	65.34
10/02/2020	Deposit	1,248,894.44	500,000.00	1.00	500,000.00
10/02/2020	Withdrawal	998,894.44	-250,000.00	1.00	-250,000.00
10/30/2020	Interest	998,963.06	68.62	1.00	68.62
11/12/2020	Deposit	1,198,963.06	200,000.00	1.00	200,000.00
11/30/2020	Interest	1,199,034.47	71.41	1.00	71.41
11/30/2020	Ending Balance	1,199,034.47			1,199,034.47

Board Report  
 Detail Comparison of Revenue to Budget  
 Marathon ISD  
 As of December

Fund 101 / 1 Food Service Fund

	<u>Budget</u>	<u>Estimated Revenue (Budget)</u>	<u>Revenue Realized Current</u>	<u>Revenue Realized To Date</u>	<u>Revenue Balance</u>	<u>Percent Realized</u>
5000 - Revenue Control Accounts						
5900 - Federal Program Revenues						
5920 - Federal Revenues Dist by TEA						
5921-00.000-1-00000 School Breakfast Program		7,500.00	-1,075.41	-2,769.57	4,730.43	36.93%
<b>Sub Total 5920</b>		<b>7,500.00</b>	<b>-1,075.41</b>	<b>-2,769.57</b>	<b>4,730.43</b>	<b>36.93%</b>
<b>Total Federal Program Revenues</b>		<b>7,500.00</b>	<b>-1,075.41</b>	<b>-2,769.57</b>	<b>4,730.43</b>	<b>36.93%</b>

Fund 101 / 1 Food Service Fund

	Budget	Estimated Revenue (Budget)	Revenue Realized Current	Revenue Realized To Date	Revenue Balance	Percent Realized
7000 - Other Resources/NonOperating R						
7900 - Other Resources/NonOperating R						
7910 - Other Resources/NonOperating R						
7915-00.000-1-00000 Transfer In/199		13,027.00	.00	.00	13,027.00	.00%
<b>Sub Total 7910</b>		<b>13,027.00</b>	<b>.00</b>	<b>.00</b>	<b>13,027.00</b>	<b>.00%</b>
<b>Total Other Resources/NonOperating R</b>		<b>13,027.00</b>	<b>.00</b>	<b>.00</b>	<b>13,027.00</b>	<b>.00%</b>
<b>Total Revenue Local-State-Federal</b>		<b>20,527.00</b>	<b>-1,075.41</b>	<b>-2,769.57</b>	<b>17,757.43</b>	<b>13.49%</b>
<b>Total for 000</b>	<b>.00</b>	<b>20,527.00</b>	<b>-1,075.41</b>	<b>-2,769.57</b>	<b>17,757.43</b>	<b>13.49%</b>

Fund 101 / 1 Food Service Fund

	Budget	Encumbrance YTD	Expenditure YTD	Current Expenditure	Balance	Percent Realized
6000 - Expenditures/Expense Object Co						
35 - Food Services						
6100 - Payroll Costs						
6129-00.001-1-99000 Salary/Food Service	-8,537.00	.00	3,455.28	863.82	-5,081.72	40.47%
6141-00.001-1-99000 Social Security/Medicare	-124.00	.00	50.12	12.53	-73.88	40.42%
6142-00.001-1-99000 Group Health & Life	-3,276.00	.00	1,326.00	331.50	-1,950.00	40.48%
6143-00.001-1-99000 Workers' Compensation	-42.00	.00	20.20	5.05	-21.80	48.10%
6145-00.001-1-99000 Unemployment	.00	.00	.00	.00	.00	.00%
6146-00.001-1-99000 TRS/TRS Care	-948.00	.00	383.56	95.89	-564.44	40.46%
<b>Sub Total 6100</b>	<b>-12,927.00</b>	<b>.00</b>	<b>5,235.16</b>	<b>1,308.79</b>	<b>-7,691.84</b>	<b>40.50%</b>
6300 - Supplies & Materials						
6341-00.001-1-99000 Food	-5,400.00	2,190.30	1,809.70	406.70	-1,400.00	33.51%
6342-00.001-1-99000 Non-Food	-400.00	334.43	65.57	37.54	.00	16.39%
<b>Sub Total 6300</b>	<b>-5,800.00</b>	<b>2,524.73</b>	<b>1,875.27</b>	<b>444.24</b>	<b>-1,400.00</b>	<b>32.33%</b>
6400 - Other Operating Costs						
6411-00.001-1-99000 Employee Travel/Prof Dev	-500.00	.00	.00	.00	-500.00	.00%
6499-00.001-1-99000 Misc Costs	-1,000.00	425.00	175.00	35.00	-400.00	17.50%
6499-01.001-1-99000 TDSHS Fees	-300.00	.00	.00	.00	-300.00	.00%
<b>Sub Total 6400</b>	<b>-1,800.00</b>	<b>425.00</b>	<b>175.00</b>	<b>35.00</b>	<b>-1,200.00</b>	<b>9.72%</b>
<b>Total Function 35 Food Services</b>	<b>-20,527.00</b>	<b>2,949.73</b>	<b>7,285.43</b>	<b>1,788.03</b>	<b>-10,291.84</b>	<b>35.49%</b>
<b>Total Expenditures</b>	<b>-20,527.00</b>	<b>2,949.73</b>	<b>7,285.43</b>	<b>1,788.03</b>	<b>-10,291.84</b>	<b>35.49%</b>
<b>Total for 001 - Marathon Schools</b>	<b>-20,527.00</b>	<b>2,949.73</b>	<b>7,285.43</b>	<b>1,788.03</b>	<b>-10,291.84</b>	<b>35.49%</b>

	<u>Budget</u>	<u>Encumbrance YTD</u>	<u>Expenditure YTD</u>	<u>Current Expenditure</u>	<u>Balance</u>	<u>Percent Realized</u>
6000 - Expenditures/Expense Object Co						
11 - Instruction						
6300 - Supplies & Materials						
6396-01.001-1-11000 Epson DC-21 Doc Cameras	-5,890.00	5,890.00	.00	.00	.00	.00%
6397-02.001-1-11000 HP 450 ProBookG& i7 (20)	-1,986.00	.00	1,986.00	.00	.00	100.00%
6397-03.001-1-11000 HP Chromebooks 11G8 (40)	-10,280.00	10,280.00	.00	.00	.00	.00%
6398-07.001-1-11000 DJI Mavic 2 Prone Drone	-488.00	13.93	474.07	.00	.00	97.15%
6399-05.001-1-11000 Other Tech	-1,860.00	772.00	848.00	.00	-240.00	45.59%
<b>Sub Total 6300</b>	<b>-20,504.00</b>	<b>16,955.93</b>	<b>3,308.07</b>	<b>.00</b>	<b>-240.00</b>	<b>16.13%</b>
<b>Total Function 11 Instruction</b>	<b>-20,504.00</b>	<b>16,955.93</b>	<b>3,308.07</b>	<b>.00</b>	<b>-240.00</b>	<b>16.13%</b>
12 - Inst. Resources/Media Services						
6300 - Supplies & Materials						
6329-00.001-1-11000 Reading Materials/Books	-2,116.00	1,995.72	.00	.00	-120.28	.00%
6329-01.001-1-11000 STEM/Library Books/MES	-1,000.00	994.09	.00	.00	-5.91	.00%
<b>Sub Total 6300</b>	<b>-3,116.00</b>	<b>2,989.81</b>	<b>.00</b>	<b>.00</b>	<b>-126.19</b>	<b>.00%</b>
<b>Total Function 12 Inst. Resources/Media Services</b>	<b>-3,116.00</b>	<b>2,989.81</b>	<b>.00</b>	<b>.00</b>	<b>-126.19</b>	<b>.00%</b>
<b>Total Expenditures</b>	<b>-23,620.00</b>	<b>19,945.74</b>	<b>3,308.07</b>	<b>.00</b>	<b>-366.19</b>	<b>14.01%</b>
<b>Total for 001 - Marathon Schools</b>	<b>-23,620.00</b>	<b>19,945.74</b>	<b>3,308.07</b>	<b>.00</b>	<b>-366.19</b>	<b>14.01%</b>

Fund 198 / 1 Committed Fund Balance Project

	<u>Budget</u>	<u>Encumbrance YTD</u>	<u>Expenditure YTD</u>	<u>Current Expenditure</u>	<u>Balance</u>	<u>Percent Realized</u>
6000 - Expenditures/Expense Object Co						
52 - Security & Monitoring Services						
6600 - Capital Outlay/Land/Bldgs/Equi						
6639-00.001-1-99000 Security/Audio Alert/Paging	-6,000.00	5,168.10	.00	.00	-831.90	.00%
<b>Sub Total 6600</b>	<b>-6,000.00</b>	<b>5,168.10</b>	<b>.00</b>	<b>.00</b>	<b>-831.90</b>	<b>.00%</b>
<b>Total Function 52 Security &amp; Monitoring Services</b>	<b>-6,000.00</b>	<b>5,168.10</b>	<b>.00</b>	<b>.00</b>	<b>-831.90</b>	<b>.00%</b>
<b>Total Expenditures</b>	<b>-6,000.00</b>	<b>5,168.10</b>	<b>.00</b>	<b>.00</b>	<b>-831.90</b>	<b>.00%</b>
<b>Total for 001 - Marathon Schools</b>	<b>-6,000.00</b>	<b>5,168.10</b>	<b>.00</b>	<b>.00</b>	<b>-831.90</b>	<b>.00%</b>

Fund 199 / 1 General Operating Fund

As of December

	Budget	Estimated Revenue (Budget)	Revenue Realized Current	Revenue Realized To Date	Revenue Balance	Percent Realized
5000 - Revenue Control Accounts						
5700 - Revenues, Local & Intermediate						
5710 - Revenues, Local Property Taxes						
5711-00.000-1-00000 Taxes-Current Year Levy		1,022,287.00	-168,205.04	-306,187.04	716,099.96	29.95%
5712-00.000-1-00000 Taxes-Prior Years		10,000.00	-59.39	-1,120.28	8,879.72	11.20%
5712-01.000-1-00000 Sale Proceeds		.00	.00	.00	.00	.00%
5719-00.000-1-00000 Taxes-Penalty & Interest		7,500.00	-39.59	-486.34	7,013.66	6.48%
<b>Sub Total 5710</b>		<b>1,039,787.00</b>	<b>-168,304.02</b>	<b>-307,793.66</b>	<b>731,993.34</b>	<b>29.60%</b>
5740 - Revenues from Local Sources						
5742-00.000-1-00000 Interest Earnings/WTNB		500.00	-20.92	-111.51	388.49	22.30%
5742-01.000-1-00000 Interest Earnings/TPB		75.00	-133.27	-133.27	-58.27	177.69%
5742-04.000-1-00000 Interest Earnings/LSIP		7,000.00	-189.00	-744.51	6,255.49	10.64%
5743-00.000-1-00000 Rent - Teacherage		6,000.00	.00	.00	6,000.00	.00%
5744-00.000-1-00000 Donations/Telescope Repairs		.00	.00	.00	.00	.00%
5744-01.000-1-00000 Donation/Voc Ag Program		.00	.00	.00	.00	.00%
5744-02.000-1-00000 Donations/Musical		.00	.00	-209.00	-209.00	.00%
5749-00.000-1-00000 Misc Revenues		1,000.00	.00	-625.04	374.96	62.50%
5749-01.000-1-00000 M2M/MF Grant		.00	.00	.00	.00	.00%
5749-02.000-1-00000 Misc Rev/CTE Tables		.00	-600.00	-600.00	-600.00	.00%
5749-03.000-1-00000 USAC/ERate Reimb		.00	.00	.00	.00	.00%
<b>Sub Total 5740</b>		<b>14,575.00</b>	<b>-943.19</b>	<b>-2,423.33</b>	<b>12,151.67</b>	<b>16.63%</b>
5750 - Cocurricular/Enterprising/Acti						
5752-00.000-1-00000 Athletic Gate Proceeds		.00	-84.00	-210.00	-210.00	.00%
<b>Sub Total 5750</b>		<b>.00</b>	<b>-84.00</b>	<b>-210.00</b>	<b>-210.00</b>	<b>.00%</b>
<b>Total Revenues, Local &amp; Intermediate</b>		<b>1,054,362.00</b>	<b>-169,331.21</b>	<b>-310,426.99</b>	<b>743,935.01</b>	<b>29.44%</b>
5800 - State Program Revenues						
5810 - Per Capita & FSP Revenues						
5811-00.000-1-00000 State Available School		23,903.00	-2,454.00	-7,414.00	16,489.00	31.02%
5812-00.000-1-00000 State Foundation School		616,663.00	.00	-1,181,635.00	-564,972.00	191.62%
5812-01.000-1-00000 2017-2018 Foundation/Tax		.00	.00	.00	.00	.00%
<b>Sub Total 5810</b>		<b>640,566.00</b>	<b>-2,454.00</b>	<b>-1,189,049.00</b>	<b>-548,483.00</b>	<b>185.62%</b>
5830 - State Revenues/Tx Gov Agencies						
5831-00.000-1-00000 TRS On Behalf		81,471.00	.00	-17,367.54	64,103.46	21.32%
5831-01.000-1-00000 GASB 24/Medicare Pt.D		.00	.00	.00	.00	.00%
5831-02.000-1-00000 GASB75/Proportionate Share		.00	.00	.00	.00	.00%
<b>Sub Total 5830</b>		<b>81,471.00</b>	<b>.00</b>	<b>-17,367.54</b>	<b>64,103.46</b>	<b>21.32%</b>
<b>Total State Program Revenues</b>		<b>722,037.00</b>	<b>-2,454.00</b>	<b>-1,206,416.54</b>	<b>-484,379.54</b>	<b>167.09%</b>
5900 - Federal Program Revenues						
5930 - Other Federal Revenues						
5931-00.000-1-00000 School Health/SHARS		20,000.00	.00	.00	20,000.00	.00%
5932-00.000-1-00000 MAC Reimb		.00	.00	.00	.00	.00%
<b>Sub Total 5930</b>		<b>20,000.00</b>	<b>.00</b>	<b>.00</b>	<b>20,000.00</b>	<b>.00%</b>
<b>Total Federal Program Revenues</b>		<b>20,000.00</b>	<b>.00</b>	<b>.00</b>	<b>20,000.00</b>	<b>.00%</b>
<b>Total Revenue Local-State-Federal</b>		<b>1,796,399.00</b>	<b>-171,785.21</b>	<b>-1,516,843.53</b>	<b>279,555.47</b>	<b>84.44%</b>
<b>Total for 000</b>	<b>.00</b>	<b>1,796,399.00</b>	<b>-171,785.21</b>	<b>-1,516,843.53</b>	<b>279,555.47</b>	<b>84.44%</b>

## Fund 199 / 1 General Operating Fund

As of December

		Budget	Encumbrance YTD	Expenditure YTD	Current Expenditure	Balance	Percent Realized
6000 - Expenditures/Expense Object Co							
11 - Instruction							
6100 - Payroll Costs							
6112-00.001-1-11000	Substitute Teacher	-8,000.00	.00	1,857.25	780.75	-6,142.75	23.22%
6112-00.001-1-23000	Substitute/Special Ed	.00	.00	.00	.00	.00	.00%
6112-00.001-1-32000	Substitute Teacher/PK	-250.00	.00	.00	.00	-250.00	.00%
6112-01.001-1-11000	Substitute/LT/MV	-6,772.00	.00	3,690.00	.00	-3,082.00	54.49%
6118-00.001-1-30000	Salaries/SatSch/Credit Rec	-500.00	.00	.00	.00	-500.00	.00%
6118-00.699-1-30000	Salaries/Summer School	-500.00	.00	.00	.00	-500.00	.00%
6118-00.699-1-38000	Summer School/ECHS	-500.00	.00	.00	.00	-500.00	.00%
6118-01.001-1-30000	Salaries/Tutorials/RTI	-500.00	.00	.00	.00	-500.00	.00%
6118-02.001-1-38000	Salaries/Tutorials/ECHS/DC	-500.00	.00	.00	.00	-500.00	.00%
6118-02.699-1-30000	Salaries/Credit Recovery	-500.00	.00	.00	.00	-500.00	.00%
6118-03.001-1-11000	Stipend/Masters (7)	-13,671.00	.00	4,455.63	1,151.87	-9,215.37	32.59%
6118-03.001-1-30000	Salaries/SatSch/Acclns	-500.00	.00	.00	.00	-500.00	.00%
6119-00.001-1-11000	Salaries/Teacher/Reg	-410,689.00	.00	134,908.41	34,506.02	-275,780.59	32.85%
6119-00.001-1-21000	Salary/TeacherGT	.00	.00	.00	.00	.00	.00%
6119-00.001-1-22000	Salaries/Teacher/CTE	-18,988.00	.00	6,329.40	1,582.35	-12,658.60	33.33%
6119-00.001-1-23000	Salaries/Teacher/SpEd	-79,164.00	.00	26,388.04	6,597.01	-52,775.96	33.33%
6119-00.001-1-30000	Salaries/Teacher/SCE	-39,543.00	.00	13,181.04	3,295.26	-26,361.96	33.33%
6119-00.001-1-32000	Salaries/Teacher/PreK	-39,480.00	.00	13,159.20	3,290.00	-26,320.80	33.33%
6119-00.001-1-34000	Salaries/PK/SCE	-4,935.00	.00	1,645.00	411.25	-3,290.00	33.33%
6119-00.001-1-36000	PK/Early Education	-4,935.00	.00	1,645.80	411.25	-3,289.20	33.35%
6119-00.001-1-37000	Salary/Tchr/Dyslexia	-1,612.00	.00	268.66	134.33	-1,343.34	16.67%
6119-00.001-1-38000	Salary/ECHS/DC	-10,889.00	.00	3,134.46	969.34	-7,754.54	28.79%
6128-00.001-1-11000	Salary Driver/Field Trip	-300.00	.00	52.50	.00	-247.50	17.50%
6128-00.001-1-38000	Salary/Driver/ECHS/DC	-300.00	.00	.00	.00	-300.00	.00%
6129-00.001-1-11000	Teacher Aide/Reg	-1,372.00	.00	.00	.00	-1,372.00	.00%
6129-00.001-1-23000	Salary/SpEd Aide	.00	.00	.00	.00	.00	.00%
6129-00.001-1-32000	Salary/Aide/PK	-17,989.00	.00	.00	.00	-17,989.00	.00%
6129-00.001-1-34000	Salaries/PK/SCE	-20,123.00	.00	6,707.60	1,676.90	-13,415.40	33.33%
6141-00.001-1-11000	Social Security/Medicare	-5,455.00	.00	2,076.55	533.73	-3,378.45	38.07%
6141-00.001-1-21000	Social Security/Medicare	.00	.00	.00	.00	.00	.00%
6141-00.001-1-22000	Social Security/Medicare	-317.00	.00	91.76	22.94	-225.24	28.95%
6141-00.001-1-23000	Social Security/Medicare	-1,030.00	.00	381.20	95.30	-648.80	37.01%
6141-00.001-1-30000	Social Security/Medicare	-276.00	.00	178.53	44.91	-97.47	64.68%
6141-00.001-1-32000	Social Security/Medicare	-540.00	.00	188.97	47.27	-351.03	34.99%
6141-00.001-1-34000	Social Security/Medicare	-363.00	.00	120.86	30.22	-242.14	33.29%
6141-00.001-1-36000	Social Security/Medicare	-72.00	.00	23.64	5.91	-48.36	32.83%
6141-00.001-1-37000	Social Security/Medicare	-22.00	.00	3.90	1.95	-18.10	17.73%
6141-00.001-1-38000	Social Security/Medicare	-366.00	.00	45.25	13.99	-320.75	12.36%
6141-00.999-1-99000	Social	.00	.00	.00	.00	.00	.00%
6141-01.001-1-11000	Social Security/Medicare	-170.00	.00	.00	.00	-170.00	.00%
6141-20.001-1-11000	Social Security/Medicare	.00	.00	.00	.00	.00	.00%
6142-00.001-1-11000	Group Health & Life	-57,922.00	.00	16,683.38	4,178.63	-41,238.62	28.80%
6142-00.001-1-21000	Group Health & Life	.00	.00	.00	.00	.00	.00%
6142-00.001-1-22000	Group Health & Life	-4,446.00	.00	1,287.04	321.76	-3,158.96	28.95%
6142-00.001-1-23000	Group Health & Life	-11,457.00	.00	4,457.12	1,114.28	-6,999.88	38.90%
6142-00.001-1-30000	Group Health & Life	-3,035.00	18	1,847.80	461.95	-1,187.20	60.88%
6142-00.001-1-32000	Group Health & Life	-5,299.00	.00	1,766.36	441.62	-3,532.64	33.33%
6142-00.001-1-34000	Group Health & Life	-8,385.00	.00	2,794.88	698.72	-5,590.12	33.33%

## Fund 199 / 1 General Operating Fund

As of December

		Budget	Encumbrance YTD	Expenditure YTD	Current Expenditure	Balance	Percent Realized
6000 - Expenditures/Expense Object Co							
11 - Instruction							
6100 - Payroll Costs							
6142-00.001-1-36000	Group Health & Life	-663.00	.00	220.92	55.20	-442.08	33.32%
6142-00.001-1-37000	Group Health & Life	-5.00	.00	.04	.02	-4.96	.80%
6142-00.001-1-38000	Group Health & Life	-4,150.00	.00	169.92	44.19	-3,980.08	4.09%
6143-00.001-1-11000	Workers' Compensation	-1,961.00	.00	827.45	207.89	-1,133.55	42.20%
6143-00.001-1-21000	Workers' Compensation	.00	.00	.00	.00	.00	.00%
6143-00.001-1-22000	Workers' Compensation	-107.00	.00	37.00	9.25	-70.00	34.58%
6143-00.001-1-23000	Workers' Compensation	-348.00	.00	154.32	38.58	-193.68	44.34%
6143-00.001-1-30000	Workers' Compensation	-102.00	.00	77.00	19.25	-25.00	75.49%
6143-00.001-1-32000	Workers' Compensation	-183.00	.00	76.98	19.25	-106.02	42.07%
6143-00.001-1-34000	Workers' Compensation	-147.00	.00	48.84	12.21	-98.16	33.22%
6143-00.001-1-36000	Workers' Compensation	-14.00	.00	9.62	2.40	-4.38	68.71%
6143-00.001-1-37000	Workers' Compensation	-8.00	.00	1.58	.79	-6.42	19.75%
6143-00.001-1-38000	Workers' Compensation	-125.00	.00	17.22	5.30	-107.78	13.78%
6143-01.001-1-11000	Workers' Compensation	-72.00	.00	.00	.00	-72.00	.00%
6144-00.001-1-11000	TRS On-Behalf	-35,510.00	.00	7,321.28	.00	-28,188.72	20.62%
6144-00.001-1-21000	TRS On Behalf	.00	.00	.00	.00	.00	.00%
6144-00.001-1-22000	TRS On-Behalf	-1,735.00	.00	385.47	.00	-1,349.53	22.22%
6144-00.001-1-23000	TRS On-Behalf	-6,345.00	.00	1,671.32	.00	-4,673.68	26.34%
6144-00.001-1-30000	TRS On-Behalf	-1,716.00	.00	734.61	.00	-981.39	42.81%
6144-00.001-1-32000	TRS On-Behalf	-2,501.00	.00	800.46	.00	-1,700.54	32.01%
6144-00.001-1-34000	TRS ON-BEHALF BENEFIT	-2,165.00	.00	540.23	.00	-1,624.77	24.95%
6144-00.001-1-36000	TRS ON-BEHALF BENEFIT	-1,334.00	.00	100.13	.00	-1,233.87	7.51%
6144-00.001-1-37000	TRS ON-BEHALF BENEFIT	-110.00	.00	1.68	.00	-108.32	1.53%
6144-00.001-1-38000	TRS On-Behalf	-2,035.00	.00	66.08	.00	-1,968.92	3.25%
6144-01.001-1-11000	On Behalf/Medicare Pt D	-224.00	.00	.00	.00	-224.00	.00%
6144-01.001-1-22000	On Behalf/Medicare Pt D	.00	.00	.00	.00	.00	.00%
6144-01.001-1-23000	On Behalf/Medicare Pt D	.00	.00	.00	.00	.00	.00%
6144-01.001-1-30000	On Behalf/Medicare Pt D	.00	.00	.00	.00	.00	.00%
6144-01.001-1-32000	On Behalf/Medicare Pt D	.00	.00	.00	.00	.00	.00%
6144-01.001-1-36000	On Behalf/Medicare Pt D	.00	.00	.00	.00	.00	.00%
6144-01.001-1-38000	On Behalf/Medicare Pt D	.00	.00	.00	.00	.00	.00%
6144-02.001-1-11000	On Behalf/Proportinate	.00	.00	.00	.00	.00	.00%
6144-02.001-1-22000	On Behalf/Proportinate Share	.00	.00	.00	.00	.00	.00%
6144-02.001-1-23000	On Behalf/Proportinate Share	.00	.00	.00	.00	.00	.00%
6144-02.001-1-30000	On Behalf/Proportinate Share	.00	.00	.00	.00	.00	.00%
6144-02.001-1-32000	On Behalf/Proportinate Share	.00	.00	.00	.00	.00	.00%
6144-02.001-1-36000	On Behalf/Proportinate Share	.00	.00	.00	.00	.00	.00%
6144-02.001-1-38000	On Behalf/Proportinate Share	.00	.00	.00	.00	.00	.00%
6145-00.001-1-11000	Unemployment	-2,000.00	.00	.00	.00	-2,000.00	.00%
6145-00.001-1-23000	Unemployment	.00	.00	.00	.00	.00	.00%
6145-00.001-1-30000	Unemployment	.00	.00	.00	.00	.00	.00%
6145-00.001-1-32000	Unemployment	.00	.00	.00	.00	.00	.00%
6145-00.001-1-36000	Unemployment	-14.00	.00	.00	.00	-14.00	.00%
6145-00.001-1-37000	Unemployment	-5.00	.00	.00	.00	-5.00	.00%
6145-00.001-1-38000	Unemployment	.00	.00	.00	.00	.00	.00%
6146-00.001-1-11000	Teacher Retirement/TRS	-12,063.00	19	5,597.39	1,107.09	-6,465.61	46.40%
6146-00.001-1-21000	Teacher Retirement/TRS	.00	.00	.00	.00	.00	.00%
6146-00.001-1-22000	Teacher Retirement/TRS	-654.00	.00	180.12	45.03	-473.88	27.54%

Fund 199 / 1 General Operating Fund

As of December

		Budget	Encumbrance YTD	Expenditure YTD	Current Expenditure	Balance	Percent Realized
6000 - Expenditures/Expense Object Co							
11 - Instruction							
6100 - Payroll Costs							
6146-00.001-1-23000	Teacher Retirement/TRS	-1,868.00	.00	701.28	186.94	-1,166.72	37.54%
6146-00.001-1-30000	Teacher Retirement/TRS	-592.00	.00	453.72	101.09	-138.28	76.64%
6146-00.001-1-32000	Teacher Retirement/TRS	-1,039.00	.00	407.51	109.16	-631.49	39.22%
6146-00.001-1-34000	Teacher Retirement/TRS	-611.00	.00	206.47	53.05	-404.53	33.79%
6146-00.001-1-36000	Teacher Retirement/TRS	-178.00	.00	32.09	13.64	-145.91	18.03%
6146-00.001-1-37000	Teacher Retirement/TRS	-72.00	.00	16.84	3.77	-55.16	23.39%
6146-00.001-1-38000	Teacher Retirement/TRS	-789.00	.00	199.89	27.91	-589.11	25.33%
6146-01.001-1-11000	Teacher Retirement/TRS	-233.00	.00	.00	.00	-233.00	.00%
<b>Sub Total 6100</b>		<b>-863,345.00</b>	<b>.00</b>	<b>270,427.69</b>	<b>64,881.52</b>	<b>-592,917.31</b>	<b>31.32%</b>
6200 - Professional & Contracted Serv							
6223-00.001-1-11000	Tuition TxVSN	-8,000.00	10,885.00	.00	.00	2,885.00	.00%
6223-00.001-1-38000	Tuition/ECHS/DC	-5,000.00	.00	5,070.00	.00	70.00	101.40%
6223-00.699-1-11000	Tuition Summer/TxVSN	-500.00	.00	.00	.00	-500.00	.00%
6239-04.001-1-30000	R.18 DMAC	-2,043.00	.00	2,042.75	.00	-.25	99.99%
6268-00.001-1-22015	NN/Rental/Cylinders	-1,800.00	1,772.00	28.00	.00	.00	1.56%
6269-00.001-1-11001	Rental/Copier/HS	-2,500.00	1,892.62	607.38	.00	.00	24.30%
6269-00.001-1-11101	Rental/Copier/MES	-2,600.00	1,958.18	641.82	.00	.00	24.69%
6299-00.001-1-38000	ACT/SAT Enhanced Prep.	-1,000.00	.00	.00	.00	-1,000.00	.00%
6299-33.001-1-11000	CPR Certification/SVS	-300.00	.00	.00	.00	-300.00	.00%
<b>Sub Total 6200</b>		<b>-23,743.00</b>	<b>16,507.80</b>	<b>8,389.95</b>	<b>.00</b>	<b>1,154.75</b>	<b>35.34%</b>
6300 - Supplies & Materials							
6321-00.001-1-11000	Textbooks/Regular	-500.00	.00	.00	.00	-500.00	.00%
6321-00.001-1-11014	Sec Math/Textbooks	-560.00	34.41	458.80	.00	-66.79	81.93%
6321-00.001-1-11020	History/Textbooks	-280.00	.00	239.91	.00	-40.09	85.68%
6321-01.001-1-38000	College Textbooks/ECHS/DC	-500.00	.00	93.29	.00	-406.71	18.66%
6395-00.001-1-11006	History Fair Materials	-300.00	.00	.00	.00	-300.00	.00%
6395-00.001-1-11008	Science Fair Materials	-250.00	.00	.00	.00	-250.00	.00%
6395-00.001-1-11012	TJ/Instructional Materials	-2,000.00	.00	.00	.00	-2,000.00	.00%
6395-00.001-1-11013	JG/Instructional Materials	-2,000.00	.00	154.00	.00	-1,846.00	7.70%
6395-00.001-1-11014	Sec Math/Instructional	-1,440.00	.00	35.99	.00	-1,404.01	2.50%
6395-00.001-1-11016	JS/Instructional Materials	-1,000.00	.00	882.93	.00	-117.07	88.29%
6395-00.001-1-11020	History Instructional Material	-1,720.00	.00	168.10	.00	-1,551.90	9.77%
6395-00.001-1-11024	JR/PE Instructional Materials	-1,000.00	.00	.00	.00	-1,000.00	.00%
6395-00.001-1-11033	MB/K Instructional Materials	-2,000.00	.00	.00	.00	-2,000.00	.00%
6395-00.001-1-11034	MP/1-2 Instructional Materials	-2,000.00	.00	.00	.00	-2,000.00	.00%
6395-00.001-1-11035	EA/3-5 Instructional Materials	-697.00	.00	.00	.00	-697.00	.00%
6395-00.001-1-11036	AH/3-5 Instructional Materials	-1,730.00	.00	.00	.00	-1,730.00	.00%
6395-00.001-1-23018	JNG/SpEd Inst. Materials	-1,000.00	.00	.00	.00	-1,000.00	.00%
6395-00.001-1-30035	EA/Great Minds/4-5/SCE	-1,075.00	.00	985.94	.00	-89.06	91.72%
6395-00.001-1-30036	AH/Vocabulary/Spelling	-70.00	.00	69.95	.00	-.05	99.93%
6395-00.001-1-32032	PH/Instructional Materials	-2,000.00	403.56	209.95	209.95	-1,386.49	10.50%
6395-00.001-1-36035	EA/Great Minds/3/EE	-228.00	.00	227.70	.00	-.30	99.87%
6395-00.001-1-38000	Tech Materials/ECHS/DC	-200.00	.00	.00	.00	-200.00	.00%
6395-01.001-1-11012	TJ/Science Lab Materials	-1,000.00	.00	154.44	.00	-845.56	15.44%
6395-02.001-1-11215	NN/Wood Work Materials	-2,000.00	20 124.00	161.00	.00	-1,715.00	8.05%
6395-02.001-1-11024	JR/PE Field Day	-250.00	.00	.00	.00	-250.00	.00%
6395-02.001-1-11035	EA/3-5 Science Lab Materials	-1,000.00	.00	.00	.00	-1,000.00	.00%

Fund 199 / 1 General Operating Fund

As of December

		Budget	Encumbrance YTD	Expenditure YTD	Current Expenditure	Balance	Percent Realized
6000 - Expenditures/Expense Object Co							
11 - Instruction							
6300 - Supplies & Materials							
6395-03.001-1-11215	NN/Feed/Poultry	-500.00	682.46	489.49	13.99	671.95	97.90%
6395-04.001-1-11015	NN/Garden Materials	-200.00	.00	.00	.00	-200.00	.00%
6395-04.001-1-11215	NN/Exploring Careers	-200.00	150.00	.00	.00	-50.00	.00%
6395-05.001-1-11015	NN/Instructional Materials	-200.00	.00	.00	.00	-200.00	.00%
6395-09.001-1-11018	JNG/PE Inst. Materials	-1,000.00	.00	.00	.00	-1,000.00	.00%
6397-00.001-1-11007	Technology Materials	-2,000.00	334.94	710.23	535.30	-954.83	35.51%
6397-01.001-1-11000	Printer Cartridges	-3,000.00	.00	1,007.95	1,007.95	-1,992.05	33.60%
6397-02.001-1-11000	Laminator Film	-500.00	.00	.00	.00	-500.00	.00%
6398-02.001-1-11000	Aquarium Materials/MES	-300.00	.00	.00	.00	-300.00	.00%
6398-05.001-1-11000	Telescope Mat/Donations	-324.00	.00	96.00	.00	-228.00	29.63%
6399-00.001-1-11019	Inst Materials/COVID-19	.00	.00	.00	.00	.00	.00%
6399-00.001-1-21033	MB/GT Instructional Materials	-500.00	.00	.00	.00	-500.00	.00%
6399-00.001-1-22015	NN/Welding I Materials	-2,000.00	.00	1,000.00	.00	-1,000.00	50.00%
6399-00.001-1-23011	LR/SpEd Inst. Materials	-1,000.00	378.64	376.93	.00	-244.43	37.69%
6399-00.001-1-30000	Inst. Materials/SCE	-500.00	.00	.00	.00	-500.00	.00%
6399-00.001-1-36000	PK-3/Reading/Math	-1,500.00	.00	.00	.00	-1,500.00	.00%
6399-00.001-1-37000	Dyslexia Materials	-200.00	.00	.00	.00	-200.00	.00%
6399-01.001-1-21033	NNAT3 (GT)	-300.00	.00	252.00	252.00	-48.00	84.00%
6399-01.001-1-22015	NN/Welding II Materials	-2,000.00	.00	.00	.00	-2,000.00	.00%
6399-01.001-1-30000	Lexia	-3,000.00	.00	.00	.00	-3,000.00	.00%
6399-10.001-1-30000	Istation/Reading/SCE	-3,000.00	.00	1,149.50	.00	-1,850.50	38.32%
6399-11.001-1-30000	Renaissance Learning/SCE	-4,450.00	.00	4,450.00	.00	.00	100.00%
6399-13.001-1-30000	Mentoring Minds/SCE	-2,925.00	.00	.00	.00	-2,925.00	.00%
6399-14.001-1-11000	Materials/Green House	-500.00	.00	.00	.00	-500.00	.00%
6399-16.001-1-11033	MB/Art Materials	-2,000.00	.00	.00	.00	-2,000.00	.00%
6399-30.001-1-11000	Paper/Copy Machine	-1,000.00	.00	.00	.00	-1,000.00	.00%
<b>Sub Total 6300</b>		<b>-59,899.00</b>	<b>2,108.01</b>	<b>13,374.10</b>	<b>2,019.19</b>	<b>-44,416.89</b>	<b>22.33%</b>
6400 - Other Operating Costs							
6412-00.001-1-11000	Meals/Field Trips/Reg	.00	.00	.00	.00	.00	.00%
6412-00.001-1-11006	History Fair Meals/Hotel	-1,500.00	.00	.00	.00	-1,500.00	.00%
6412-00.001-1-11008	Travel/Science Fair	-350.00	.00	.00	.00	-350.00	.00%
6412-00.001-1-23000	Field	.00	.00	.00	.00	.00	.00%
6412-00.001-1-38000	Meals/Hotels/Industry	-500.00	.00	.00	.00	-500.00	.00%
6412-01.001-1-38000	Meals/Hotel/UTPB/ECHS	.00	.00	.00	.00	.00	.00%
6412-03.001-1-38000	Meals/Hotel/College	.00	.00	.00	.00	.00	.00%
6412-40.001-1-11000	Meals/Hotel/STEAM	.00	.00	.00	.00	.00	.00%
6494-00.001-1-11000	Fuel/Field Trips/Reg	.00	.00	.00	.00	.00	.00%
6494-00.001-1-11008	Science Fair Fuel	-150.00	.00	.00	.00	-150.00	.00%
6494-00.001-1-23000	Fuel/Field Trip/SpEd	.00	.00	.00	.00	.00	.00%
6494-00.001-1-38000	Fuel/ECHS/UTPB/Ind/Colleg	-100.00	.00	.00	.00	-100.00	.00%
6494-01.001-1-11006	History Fair Fuel	-500.00	.00	.00	.00	-500.00	.00%
6494-40.001-1-11000	Fuel/STEAM	.00	.00	.00	.00	.00	.00%
6495-00.001-1-11006	History Fair Fees	-550.00	.00	.00	.00	-550.00	.00%
6495-00.001-1-11008	Science Fair Fees	-300.00	.00	.00	.00	-300.00	.00%
6495-00.001-1-11036	AH/Field Trip Fees	-200.00	.00	200.00	.00	.00	100.00%
6495-00.001-1-32032	PH/Field Trip Fees	.00	21	.00	.00	.00	.00%
6499-00.001-1-11000	Misc Costs/Fees/REg	-500.00	.00	85.00	.00	-415.00	17.00%
6499-00.001-1-11024	JR/PE Misc Exp Family	-300.00	.00	.00	.00	-300.00	.00%

Fund 199 / 1 General Operating Fund

As of December

		Budget	Encumbrance YTD	Expenditure YTD	Current Expenditure	Balance	Percent Realized
6000 - Expenditures/Expense Object Co							
11 - Instruction							
6400 - Other Operating Costs							
6499-00.001-1-22015 NN/Fees/CTE		-500.00	.00	.00	.00	-500.00	.00%
6499-00.001-1-38000 Misc Costs/ECHS/DC		-300.00	.00	.00	.00	-300.00	.00%
6499-40.001-1-11000 Fees/STEAM		.00	.00	.00	.00	.00	.00%
<b>Sub Total 6400</b>		<b>-5,750.00</b>	<b>.00</b>	<b>285.00</b>	<b>.00</b>	<b>-5,465.00</b>	<b>4.96%</b>
<b>Total Function 11 Instruction</b>		<b>-952,737.00</b>	<b>18,615.81</b>	<b>292,476.74</b>	<b>66,900.71</b>	<b>-641,644.45</b>	<b>30.70%</b>
12 - Inst. Resources/Media Services							
6100 - Payroll Costs							
6118-00.001-1-11000 Stipend/Library Services		-1,600.00	.00	320.00	160.00	-1,280.00	20.00%
6141-00.001-1-11000 Social Security/Medicare		-30.00	.00	4.60	2.30	-25.40	15.33%
6143-00.001-1-11000 Workers' Compensation		-13.00	.00	1.56	.78	-11.44	12.00%
6144-00.001-1-11000 TRS On Behalf		-184.00	.00	12.71	.00	-171.29	6.91%
6145-00.001-1-11000 Unemployment		-12.00	.00	.00	.00	-12.00	.00%
6146-00.001-1-11000 TRS/TRS Care		-126.00	.00	10.08	5.31	-115.92	8.00%
<b>Sub Total 6100</b>		<b>-1,965.00</b>	<b>.00</b>	<b>348.95</b>	<b>168.39</b>	<b>-1,616.05</b>	<b>17.76%</b>
6300 - Supplies & Materials							
6329-01.001-1-11000 Library Books and Media		-1,000.00	.00	.00	.00	-1,000.00	.00%
6399-00.001-1-11000 Library Materials/Supplies		-500.00	.00	.00	.00	-500.00	.00%
6399-01.001-1-11000 Automated Book Systems		-500.00	.00	.00	.00	-500.00	.00%
<b>Sub Total 6300</b>		<b>-2,000.00</b>	<b>.00</b>	<b>.00</b>	<b>.00</b>	<b>-2,000.00</b>	<b>.00%</b>
<b>Total Function 12 Inst. Resources/Media Services</b>		<b>-3,965.00</b>	<b>.00</b>	<b>348.95</b>	<b>168.39</b>	<b>-3,616.05</b>	<b>8.80%</b>
13 - Curriculum/Instructional PD							
6200 - Professional & Contracted Serv							
6237-00.001-1-11000 R.18 Prof Dev Svs/Reg		-300.00	.00	.00	.00	-300.00	.00%
6237-00.001-1-30000 R.18 Prof Dev Svs/SCE		-2,500.00	.00	.00	.00	-2,500.00	.00%
6237-00.001-1-32000 R.18 Prof Dev/PK		-500.00	.00	.00	.00	-500.00	.00%
6237-00.001-1-37000 R.18 Dyslexia/Prof Dev		-250.00	.00	.00	.00	-250.00	.00%
6237-06.001-1-21000 R.18/GT Fees/Training/PD		-750.00	.00	.00	.00	-750.00	.00%
6239-01.001-1-11000 R.18 Required Training		-700.00	.00	700.00	.00	.00	100.00%
6239-01.001-1-30000 R18 Tailor Made		-3,913.00	.00	3,913.00	.00	.00	100.00%
6239-02.001-1-11000 R.18 Prof Dev Record		-75.00	.00	68.00	.00	-7.00	90.67%
<b>Sub Total 6200</b>		<b>-8,988.00</b>	<b>.00</b>	<b>4,681.00</b>	<b>.00</b>	<b>-4,307.00</b>	<b>52.08%</b>
6400 - Other Operating Costs							
6411-00.001-1-23000 Travel/Prof Dev/SpEd		-300.00	.00	.00	.00	-300.00	.00%
6499-01.001-1-11000 Certification Fee		-200.00	.00	.00	.00	-200.00	.00%
<b>Sub Total 6400</b>		<b>-500.00</b>	<b>.00</b>	<b>.00</b>	<b>.00</b>	<b>-500.00</b>	<b>.00%</b>
<b>Total Function 13 Curriculum/Instructional PD</b>		<b>-9,488.00</b>	<b>.00</b>	<b>4,681.00</b>	<b>.00</b>	<b>-4,807.00</b>	<b>49.34%</b>
23 - School Leadership							
6100 - Payroll Costs							
6118-00.001-1-99000 Stipend/Principal		-3,000.00	.00	1,000.00	250.00	-2,000.00	33.33%
6119-00.001-1-99000 Salary Principal/PT		-51,000.00	.00	17,000.00	4,250.00	-34,000.00	33.33%
6119-01.001-1-99000 Salary/Principal/PT		-20,350.00	.00	6,783.40	1,695.85	-13,566.60	33.33%
6129-00.001-1-99000 Salary/Princ Secretary		-15,010.00	.00	6,688.28	1,254.04	-8,321.72	44.56%
6141-00.001-1-99000 Social Security/Medicare		-740.00	22	447.56	106.02	-292.44	60.48%
6141-01.001-1-99000 Social Security/Medicare		-314.00	.00	.00	.00	-314.00	.00%
6141-02.001-1-99000 Social Security/Medicare		-214.00	.00	.00	.00	-214.00	.00%
6142-00.001-1-99000 Group Health & Life		-3,312.00	.00	3,435.50	761.37	123.50	103.73%

Fund 199 / 1 General Operating Fund

As of December

		Budget	Encumbrance YTD	Expenditure YTD	Current Expenditure	Balance	Percent Realized
6000 - Expenditures/Expense Object Co							
23 - School Leadership							
6100 - Payroll Costs							
6142-01.001-1-99000	Group Health & Life	-2,315.00	.00	.00	.00	-2,315.00	.00%
6142-02.001-1-99000	Group Health & Life	-3,510.00	.00	.00	.00	-3,510.00	.00%
6143-00.001-1-99000	Workers' Compensation	-248.00	.00	136.91	33.41	-111.09	55.21%
6143-01.001-1-99000	Workers' Compensation	-114.00	.00	.00	.00	-114.00	.00%
6143-02.001-1-99000	Workers' Compensation	-27.00	.00	.00	.00	-27.00	.00%
6144-00.001-1-99000	TRS On-Behalf	-4,463.00	.00	1,709.80	.00	-2,753.20	38.31%
6144-01.001-1-99000	On Behalf/Medicare Pt D	-1,880.00	.00	.00	.00	-1,880.00	.00%
6144-02.001-1-99000	On Behalf/Proportinate Share	-1,313.00	.00	.00	.00	-1,313.00	.00%
6145-00.001-1-99000	Unemployment	-500.00	.00	.00	.00	-500.00	.00%
6145-01.001-1-99000	Unemployment	.00	.00	.00	.00	.00	.00%
6146-00.001-1-99000	TRS/TRS Care/NonOASDI	-1,199.00	.00	1,158.51	285.53	-40.49	96.62%
6146-01.001-1-99000	Teacher Retirement/TRS	-677.00	.00	.00	.00	-677.00	.00%
6146-02.001-1-99000	Teacher Retirement/TRS	-353.00	.00	.00	.00	-353.00	.00%
<b>Sub Total 6100</b>		<b>-110,539.00</b>	<b>.00</b>	<b>38,359.96</b>	<b>8,636.22</b>	<b>-72,179.04</b>	<b>34.70%</b>
6200 - Professional & Contracted Serv							
6269-01.001-1-99000	Rental/Postage Meter	-230.00	211.77	18.23	.00	.00	7.93%
<b>Sub Total 6200</b>		<b>-230.00</b>	<b>211.77</b>	<b>18.23</b>	<b>.00</b>	<b>.00</b>	<b>7.93%</b>
6300 - Supplies & Materials							
6399-00.001-1-99000	Campus Office Supplies	-1,500.00	125.00	1,355.28	869.71	-19.72	90.35%
6399-01.001-1-99000	Diplomas/Certificates	-200.00	.00	.00	.00	-200.00	.00%
6399-02.001-1-99000	Postage	-200.00	130.00	70.00	.00	.00	35.00%
6399-30.001-1-99000	Paper/Copy Machine	-300.00	.00	.00	.00	-300.00	.00%
<b>Sub Total 6300</b>		<b>-2,200.00</b>	<b>255.00</b>	<b>1,425.28</b>	<b>869.71</b>	<b>-519.72</b>	<b>64.79%</b>
6400 - Other Operating Costs							
6411-00.001-1-99000	Hotel/Meals/Reg Fees/Prof	-500.00	.00	.00	.00	-500.00	.00%
<b>Sub Total 6400</b>		<b>-500.00</b>	<b>.00</b>	<b>.00</b>	<b>.00</b>	<b>-500.00</b>	<b>.00%</b>
<b>Total Function 23 School Leadership</b>		<b>-113,469.00</b>	<b>466.77</b>	<b>39,803.47</b>	<b>9,505.93</b>	<b>-73,198.76</b>	<b>35.08%</b>
31 - Guidance/Counseling/Evaluation							
6100 - Payroll Costs							
6118-01.001-1-99000	Testing Coordinator Stipend	-2,000.00	.00	444.44	222.22	-1,555.56	22.22%
6141-00.001-1-99000	Social Security/Medicare	-13.00	.00	6.04	3.02	-6.96	46.46%
6142-00.001-1-99000	Group Health & Life	.00	.00	.00	.00	.00	.00%
6143-00.001-1-99000	Workers' Compensation	-18.00	.00	2.16	1.08	-15.84	12.00%
6144-00.001-1-99000	TRS On-Behalf	.00	.00	16.58	.00	16.58	.00%
6146-00.001-1-99000	Teacher Retirement/TRS	-51.00	.00	15.14	7.66	-35.86	29.69%
<b>Sub Total 6100</b>		<b>-2,082.00</b>	<b>.00</b>	<b>484.36</b>	<b>233.98</b>	<b>-1,597.64</b>	<b>23.26%</b>
6200 - Professional & Contracted Serv							
6299-00.001-1-99000	Test Scoring	-200.00	.00	.00	.00	-200.00	.00%
<b>Sub Total 6200</b>		<b>-200.00</b>	<b>.00</b>	<b>.00</b>	<b>.00</b>	<b>-200.00</b>	<b>.00%</b>
6300 - Supplies & Materials							
6339-00.001-1-99000	Testing	-300.00	.00	.00	.00	-300.00	.00%
6399-00.001-1-99000	Supplies/Materials	-300.00	.00	.00	.00	-300.00	.00%
6399-02.001-1-99000	Career/Motivational Materials	-150.00	.00	.00	.00	-150.00	.00%
6399-03.001-1-99000	Materials/Red Ribbon Week	-100.00	23	.00	.00	-100.00	.00%
6399-45.001-1-99000	STOP IT License	-600.00	.00	600.00	.00	.00	100.00%

Fund 199 / 1 General Operating Fund

As of December

	Budget	Encumbrance YTD	Expenditure YTD	Current Expenditure	Balance	Percent Realized
6000 - Expenditures/Expense Object Co						
31 - Guidance/Counseling/Evaluation						
6300 - Supplies & Materials						
<b>Sub Total 6300</b>	<b>-1,450.00</b>	<b>.00</b>	<b>600.00</b>	<b>.00</b>	<b>-850.00</b>	<b>41.38%</b>
6400 - Other Operating Costs						
6411-00.001-1-99000 Prof Dev Fees/Hotel/Meals	-300.00	.00	.00	.00	-300.00	.00%
6499-00.001-1-21000 GT Testing	-300.00	.00	.00	.00	-300.00	.00%
6499-00.001-1-99000 Testing Fees/ACT/SAT/TSI	-1,000.00	313.50	.00	.00	-686.50	.00%
6499-01.001-1-99000 Testing Fees/CLEP	-150.00	.00	.00	.00	-150.00	.00%
6499-02.001-1-99000 Misc Operating Costs	-100.00	.00	.00	.00	-100.00	.00%
6499-03.001-1-38000 College Transcripts	-100.00	.00	.00	.00	-100.00	.00%
<b>Sub Total 6400</b>	<b>-1,950.00</b>	<b>313.50</b>	<b>.00</b>	<b>.00</b>	<b>-1,636.50</b>	<b>.00%</b>
<b>Total Function 31</b>	<b>-5,682.00</b>	<b>313.50</b>	<b>1,084.36</b>	<b>233.98</b>	<b>-4,284.14</b>	<b>19.08%</b>
33 - Health Services						
6200 - Professional & Contracted Serv						
6219-00.001-1-99000 Cont Svs-Nurse	-7,500.00	6,126.10	1,373.90	.00	.00	18.32%
6299-00.001-1-99000 CPR Certification	-155.00	.00	.00	.00	-155.00	.00%
6299-01.001-1-99000 AED/Services	-1,500.00	.00	.00	.00	-1,500.00	.00%
<b>Sub Total 6200</b>	<b>-9,155.00</b>	<b>6,126.10</b>	<b>1,373.90</b>	<b>.00</b>	<b>-1,655.00</b>	<b>15.01%</b>
6300 - Supplies & Materials						
6399-00.001-1-99000 Health Services Supplies	-300.00	.00	144.95	.00	-155.05	48.32%
6399-00.001-1-99019 PPE/M2M/COVID 19	-345.00	.00	345.00	.00	.00	100.00%
6399-01.001-1-99000 AED Supplies	-2,000.00	.00	.00	.00	-2,000.00	.00%
6399-01.001-1-99019 PPE Masks/M2M	-350.00	.00	.00	.00	-350.00	.00%
<b>Sub Total 6300</b>	<b>-2,995.00</b>	<b>.00</b>	<b>489.95</b>	<b>.00</b>	<b>-2,505.05</b>	<b>16.36%</b>
<b>Total Function 33 Health Services</b>	<b>-12,150.00</b>	<b>6,126.10</b>	<b>1,863.85</b>	<b>.00</b>	<b>-4,160.05</b>	<b>15.34%</b>
34 - Student Transportation						
6200 - Professional & Contracted Serv						
6249-00.999-1-99000 Maintenance/Repairs/Vehicle	-1,500.00	175.00	670.42	85.42	-654.58	44.69%
6299-00.999-1-99000 Alcohol/Drug Screening	-1,000.00	.00	.00	.00	-1,000.00	.00%
<b>Sub Total 6200</b>	<b>-2,500.00</b>	<b>175.00</b>	<b>670.42</b>	<b>85.42</b>	<b>-1,654.58</b>	<b>26.82%</b>
6300 - Supplies & Materials						
6311-00.999-1-99000 Gasoline/Diesel Fuel	-5,000.00	4,075.10	924.90	.00	.00	18.50%
6319-00.999-1-99000 Tires	-1,000.00	.00	.00	.00	-1,000.00	.00%
6319-01.999-1-99000 Supplies/Vehicles	-500.00	.00	207.46	.00	-292.54	41.49%
6398-00.999-1-99000 Misc Equipment	-300.00	.00	203.35	.00	-96.65	67.78%
<b>Sub Total 6300</b>	<b>-6,800.00</b>	<b>4,075.10</b>	<b>1,335.71</b>	<b>.00</b>	<b>-1,389.19</b>	<b>19.64%</b>
6400 - Other Operating Costs						
6411-00.999-1-99000 Travel/Transportation	-250.00	.00	.00	.00	-250.00	.00%
6429-00.999-1-99000 Vehicle Insurance	-1,896.00	.00	1,896.00	.00	.00	100.00%
6499-00.999-1-99000 Private	-1,500.00	.00	.00	.00	-1,500.00	.00%
6499-02.999-1-99000 Driver Training	-1,000.00	.00	.00	.00	-1,000.00	.00%
6499-03.999-1-99000 Driver Physicals	-1,500.00	.00	.00	.00	-1,500.00	.00%
6499-04.999-1-99000 Vehicle Registration	-300.00	85.00	66.00	22.00	-149.00	22.00%
<b>Sub Total 6400</b>	<b>-6,446.00</b>	<b>85.00</b>	<b>1,962.00</b>	<b>22.00</b>	<b>-4,399.00</b>	<b>30.44%</b>
<b>Total Function 34 Student Transportation</b>	<b>-15,746.00</b>	<b>24 4,335.10</b>	<b>3,968.13</b>	<b>107.42</b>	<b>-7,442.77</b>	<b>25.20%</b>

## Fund 199 / 1 General Operating Fund

As of December

		Budget	Encumbrance YTD	Expenditure YTD	Current Expenditure	Balance	Percent Realized
6000 - Expenditures/Expense Object Co							
36 - Extracurricular Activities							
6100 - Payroll Costs							
6118-00.001-1-99017	Stipend/UII Director/MES	-250.00	.00	250.00	250.00	.00	100.00%
6118-01.001-1-91000	Stipend/Basketball/JH	-1,500.00	.00	300.00	150.00	-1,200.00	20.00%
6118-01.001-1-99017	Stipend/UII Director/MHS	-250.00	.00	.00	.00	-250.00	.00%
6118-02.001-1-91000	Stipend/Basketball/Varsity	-2,000.00	.00	400.00	200.00	-1,600.00	20.00%
6118-02.001-1-99017	Stipend/UII Director/MJH	-250.00	.00	250.00	250.00	.00	100.00%
6118-03.001-1-91000	Stipend/Cross Country	-2,000.00	.00	400.00	200.00	-1,600.00	20.00%
6118-04.001-1-91000	Stipend/Tennis/JH/HS	-2,000.00	.00	400.00	200.00	-1,600.00	20.00%
6118-04.001-1-99017	Stipend/UII/Individual Events	-2,500.00	.00	1,600.00	1,600.00	-900.00	64.00%
6118-05.001-1-91000	Stipend/Track/JH/HS	-1,500.00	.00	600.00	300.00	-900.00	40.00%
6118-06.001-1-91000	Stipend/Volleyball/JH/HS	-1,500.00	.00	300.00	150.00	-1,200.00	20.00%
6118-07.001-1-91000	Summer Gym/Weights	-1,500.00	.00	.00	.00	-1,500.00	.00%
6125-00.001-1-38000	Driver/ECHS/DC	-250.00	.00	.00	.00	-250.00	.00%
6128-00.001-1-91000	Driver/Athletics	-500.00	.00	217.50	.00	-282.50	43.50%
6128-00.001-1-99017	Driver/UII	-250.00	.00	.00	.00	-250.00	.00%
6128-01.001-1-91000	Salary/Scorekeepers	-250.00	.00	.00	.00	-250.00	.00%
6141-00.001-1-91000	Social Security/Medicare	-180.00	.00	37.91	17.38	-142.09	21.06%
6141-00.001-1-99000	Social Security/Medicare	.00	.00	26.71	26.71	26.71	.00%
6141-01.001-1-99000	Social	-226.00	.00	.00	.00	-226.00	.00%
6143-00.001-1-91000	Workers' Compensation	-60.00	.00	14.75	5.83	-45.25	24.58%
6143-00.001-1-99000	Workers' Compensation	.00	.00	10.24	10.24	10.24	.00%
6143-01.001-1-99000	Workers' Compensation	-99.00	.00	.00	.00	-99.00	.00%
6144-00.001-1-91000	TRS On Behalf	-980.00	.00	106.30	.00	-873.70	10.85%
6144-00.001-1-99000	TRS On Behalf	.00	.00	.00	.00	.00	.00%
6144-01.001-1-91000	On Behalf/Medicare Pt D	.00	.00	.00	.00	.00	.00%
6144-01.001-1-99000	TRS On Behalf	-1,240.00	.00	.00	.00	-1,240.00	.00%
6144-02.001-1-91000	On Behalf/Proportinate Share	.00	.00	.00	.00	.00	.00%
6145-00.001-1-91000	Unemployment	-500.00	.00	.00	.00	-500.00	.00%
6145-00.001-1-99000	Unemployment	.00	.00	.00	.00	.00	.00%
6146-00.001-1-91000	Teacher Retirement/TRS	-276.00	.00	78.01	36.45	-197.99	28.26%
6146-00.001-1-99000	Teacher Retirement/TRS	.00	.00	64.15	64.15	64.15	.00%
6146-01.001-1-91000	Teacher Retirement/TRS	-300.00	.00	.00	.00	-300.00	.00%
6146-01.001-1-99000	Teacher Retirement/TRS	-919.00	.00	.00	.00	-919.00	.00%
<b>Sub Total 6100</b>		<b>-21,280.00</b>	<b>.00</b>	<b>5,055.57</b>	<b>3,460.76</b>	<b>-16,224.43</b>	<b>23.76%</b>
6200 - Professional & Contracted Serv							
6249-00.001-1-91000	Repairs/Score Board	-250.00	.00	.00	.00	-250.00	.00%
6294-00.001-1-91000	Athletic Officials	-3,000.00	.00	146.16	66.16	-2,853.84	4.87%
<b>Sub Total 6200</b>		<b>-3,250.00</b>	<b>.00</b>	<b>146.16</b>	<b>66.16</b>	<b>-3,103.84</b>	<b>4.50%</b>
6300 - Supplies & Materials							
6397-00.001-1-91000	Athletic Uniforms	-1,000.00	.00	.00	.00	-1,000.00	.00%
6397-02.001-1-91000	Coaching Apparel	-300.00	.00	.00	.00	-300.00	.00%
6397-31.001-1-91000	Uniforms/Basketball/B&G	-600.00	.00	.00	.00	-600.00	.00%
6397-35.001-1-91000	Uniforms/Cross Cntry/B&G	-600.00	.00	.00	.00	-600.00	.00%
6397-36.001-1-91000	Uniforms/Tennis/B&G	-600.00	.00	.00	.00	-600.00	.00%
6397-37.001-1-91000	Uniforms/Volleyball	-600.00	.00	.00	.00	-600.00	.00%
6398-00.001-1-91000	Weights/Smith Machine	.00	25	.00	.00	.00	.00%
6398-37.001-1-91000	VB Equipment	-3,283.00	.00	3,283.00	.00	.00	100.00%
6399-00.001-1-91000	Supplies/Athletic Program	-500.00	.00	.00	.00	-500.00	.00%

## Fund 199 / 1 General Operating Fund

As of December

		Budget	Encumbrance YTD	Expenditure YTD	Current Expenditure	Balance	Percent Realized
6000 - Expenditures/Expense Object Co							
36 - Extracurricular Activities							
6300 - Supplies & Materials							
6399-01.001-1-91000 Coaching Apparel		-600.00	.00	.00	.00	-600.00	.00%
6399-01.001-1-99017 Supplies/UIIL		-1,000.00	.00	11.00	.00	-989.00	1.10%
6399-02.001-1-99000 Supplies/Yearbook		.00	.00	.00	.00	.00	.00%
6399-03.001-1-99000 Materials/NHS		-125.00	.00	.00	.00	-125.00	.00%
6399-20.001-1-99000 Materials/History Fair		.00	.00	.00	.00	.00	.00%
6399-21.001-1-99000 Materials/Science Fair		.00	.00	.00	.00	.00	.00%
6399-31.001-1-91000 Supplies/Basketball		-1,000.00	.00	.00	.00	-1,000.00	.00%
6399-32.001-1-91000 Supplies/Track		-1,000.00	.00	.00	.00	-1,000.00	.00%
6399-34.001-1-91000 Materials/Homecoming/Motiv		-500.00	.00	.00	.00	-500.00	.00%
6399-35.001-1-91000 Supplies/Cross Country		-300.00	223.00	129.00	.00	52.00	43.00%
6399-36.001-1-91000 Supplies/Tennis		-500.00	.00	.00	.00	-500.00	.00%
6399-37.001-1-91000 Supplies/Volleyball		-1,000.00	.00	.00	.00	-1,000.00	.00%
<b>Sub Total 6300</b>		<b>-13,508.00</b>	<b>223.00</b>	<b>3,423.00</b>	<b>.00</b>	<b>-9,862.00</b>	<b>25.34%</b>
6400 - Other Operating Costs							
6411-10.001-1-91000 Travel/Mtgs/PD/Coach		-500.00	.00	.00	.00	-500.00	.00%
6412-00.001-1-91024 JR/THSC Assn		-700.00	.00	.00	.00	-700.00	.00%
6412-01.001-1-99017 Travel/UIIL		-1,000.00	208.00	105.00	105.00	-687.00	10.50%
6412-03.001-1-99000 Travel/NHS		-500.00	.00	.00	.00	-500.00	.00%
6412-04.001-1-99000 Travel/Science Fair		.00	.00	.00	.00	.00	.00%
6412-05.001-1-99000 Travel/History Fair		.00	.00	.00	.00	.00	.00%
6412-31.001-1-91000 Travel/Basketball		-1,000.00	691.00	52.00	.00	-257.00	5.20%
6412-32.001-1-91000 Travel/Track		-1,300.00	.00	.00	.00	-1,300.00	.00%
6412-35.001-1-91000 Travel/Cross Country		-600.00	375.00	204.01	.00	-20.99	34.00%
6412-36.001-1-91000 Travel/Tennis		-500.00	.00	.00	.00	-500.00	.00%
6412-37.001-1-91000 Travel/Volleyball		-1,000.00	500.00	194.58	.00	-305.42	19.46%
6429-00.001-1-91000 Athletic Insurance		-1,750.00	.00	1,500.00	.00	-250.00	85.71%
6494-00.001-1-38000 Fuel/ECHS/DC		-250.00	.00	.00	.00	-250.00	.00%
6494-00.001-1-91000 Fuel/Athletics		-500.00	.00	40.28	40.28	-459.72	8.06%
6494-02.001-1-99000 Fuel/Science Fair		.00	.00	.00	.00	.00	.00%
6494-03.001-1-99000 Fuel/NHS TRAVEL		-150.00	.00	.00	.00	-150.00	.00%
6494-04.001-1-99017 Fuel/UIIL Competition		-315.00	.00	.00	.00	-315.00	.00%
6494-05.001-1-99000 Fuel/History Fair		.00	.00	.00	.00	.00	.00%
6495-10.001-1-91000 Dues/Coach		-150.00	.00	.00	.00	-150.00	.00%
6497-00.001-1-99000 Letter Jackets/Student		-500.00	.00	.00	.00	-500.00	.00%
6499-00.001-1-99000 Misc Costs/Student Programs		-500.00	.00	15.75	.00	-484.25	3.15%
6499-00.001-1-99016 JS/Fees/Robotics		-85.00	.00	.00	.00	-85.00	.00%
6499-01.001-1-99017 Dues/UIIL		-7,000.00	.00	2,369.00	.00	-4,631.00	33.84%
6499-02.001-1-99000 Fees/NHS		-400.00	.00	385.00	.00	-15.00	96.25%
6499-04.004-1-99000 Fees/Science Fair		.00	.00	.00	.00	.00	.00%
6499-05.001-1-99000 Fees/History Fair		.00	.00	.00	.00	.00	.00%
6499-31.001-1-91000 Fees/Basketball		-500.00	.00	.00	.00	-500.00	.00%
6499-32.001-1-91000 Fees/Track		-500.00	.00	.00	.00	-500.00	.00%
6499-35.001-1-91000 Fees/Cross Country		-400.00	.00	68.00	.00	-332.00	17.00%
6499-36.001-1-91000 Fees/Tennis		-300.00	.00	.00	.00	-300.00	.00%
6499-37.001-1-91000 Fees/Volleyball		-300.00	.00	.00	.00	-300.00	.00%
<b>Sub Total 6400</b>		<b>-20,700.00</b>	<b>26 1,774.00</b>	<b>4,933.62</b>	<b>145.28</b>	<b>-13,992.38</b>	<b>23.83%</b>
<b>Total Function 36 Extracurricular Activities</b>		<b>-58,738.00</b>	<b>1,997.00</b>	<b>13,558.35</b>	<b>3,672.20</b>	<b>-43,182.65</b>	<b>23.08%</b>

## Fund 199 / 1 General Operating Fund

As of December

		Budget	Encumbrance YTD	Expenditure YTD	Current Expenditure	Balance	Percent Realized
6000 - Expenditures/Expense Object Co							
41 - General Administration							
6100 - Payroll Costs							
6119-00.701-1-99000	Salary/Superintendent	-51,000.00	.00	17,000.00	4,250.00	-34,000.00	33.33%
6119-00.750-1-99000	Salary/Business Manager	-49,302.00	.00	20,002.36	4,118.13	-29,299.64	40.57%
6122-00.701-1-99000	Substitute/Office	-500.00	.00	237.75	.00	-262.25	47.55%
6129-00.701-1-99000	Salary/Supt Secretary	-15,010.00	.00	6,688.44	1,254.04	-8,321.56	44.56%
6141-00.701-1-99000	Social Security/Medicare	-954.00	.00	360.19	79.53	-593.81	37.76%
6141-00.750-1-99000	Social Security/Medicare	-711.00	.00	288.38	59.37	-422.62	40.56%
6141-01.701-1-99000	Social	-61.00	.00	.00	.00	-61.00	.00%
6142-00.701-1-99000	Group Health & Life	-6,822.00	.00	2,664.08	568.51	-4,157.92	39.05%
6142-00.750-1-99000	Group Health & Life	-8,190.00	.00	3,315.06	682.51	-4,874.94	40.48%
6143-00.701-1-99000	Workers' Compensation	-276.00	.00	97.14	23.17	-178.86	35.20%
6143-00.750-1-99000	Workers' Compensation	-240.00	.00	97.48	20.07	-142.52	40.62%
6143-01.701-1-99000	Workers'	-12.00	.00	.00	.00	-12.00	.00%
6144-00.701-1-99000	TRS On Behalf	-5,776.00	.00	1,251.25	.00	-4,524.75	21.66%
6144-00.750-1-99000	TRS On Behalf	-4,068.00	.00	1,308.01	.00	-2,759.99	32.15%
6144-01.701-1-99000	On Behalf/Medicare Pt D	.00	.00	.00	.00	.00	.00%
6144-01.750-1-99000	On Behalf/Medicare Pt D	.00	.00	.00	.00	.00	.00%
6144-02.701-1-99000	On Behalf/Proportinate Share	.00	.00	.00	.00	.00	.00%
6144-02.750-1-99000	On Behalf/Proportinate Share	.00	.00	.00	.00	.00	.00%
6145-00.701-1-99000	Unemployment	-500.00	.00	.00	.00	-500.00	.00%
6145-00.750-1-99000	Unemployment	-300.00	.00	.00	.00	-300.00	.00%
6146-00.701-1-99000	TRS/TRS Care/NOASDI	-1,551.00	.00	913.16	218.47	-637.84	58.88%
6146-00.750-1-99000	TRS/TRS Care/NOASDI	-1,352.00	.00	551.12	113.46	-800.88	40.76%
<b>Sub Total 6100</b>		<b>-146,625.00</b>	<b>.00</b>	<b>54,774.42</b>	<b>11,387.26</b>	<b>-91,850.58</b>	<b>37.36%</b>
6200 - Professional & Contracted Serv							
6211-00.702-1-99000	Legal Services/Board	-2,500.00	1,153.50	1,346.50	.00	.00	53.86%
6212-00.750-1-99000	Financial Audit	-19,000.00	6,585.21	12,414.79	.00	.00	65.34%
6212-01.750-1-99000	Property Tax Audit	-1,000.00	.00	.00	.00	-1,000.00	.00%
6213-00.703-1-99000	Tax Collection Fees	-21,000.00	11,274.38	9,725.62	5,094.37	.00	46.31%
6214-00.701-1-99000	Advocacy/Lobbying Costs	-25.00	.00	.00	.00	-25.00	.00%
6237-00.702-1-99000	R.18 Board Training	-250.00	.00	.00	.00	-250.00	.00%
6239-00.701-1-99000	R.18 Certification/Personnel	-650.00	.00	650.00	.00	.00	100.00%
6239-02.750-1-99000	R.18 Purchasing Cooperative	-450.00	.00	450.00	.00	.00	100.00%
6239-04.701-1-99000	R.18 Federal Grant Services	-1,000.00	.00	906.01	.00	-93.99	90.60%
6239-04.750-1-99000	R.18 School Finance	-1,150.00	.00	1,150.00	.00	.00	100.00%
6239-05.701-1-99000	R.12 E-RATE Services	-1,500.00	1,500.00	.00	.00	.00	.00%
6239-06.701-1-99000	R.12 E-RATE Works	-500.00	.00	500.00	.00	.00	100.00%
6269-00.701-1-99000	Copier Rental/Supt Office	-850.00	647.53	202.47	.00	.00	23.82%
6269-00.750-1-99000	Copier Rental/Bus Office	-850.00	647.53	202.47	.00	.00	23.82%
6269-01.701-1-99000	Postage Meter/Supt Office	-250.00	230.63	19.37	.00	.00	7.75%
6269-01.750-1-99000	Postage Meter/Bus Office	-250.00	230.63	19.37	.00	.00	7.75%
6299-00.750-1-99000	BSWIFT/ACA Reporting	-1,000.00	1,000.00	.00	.00	.00	.00%
<b>Sub Total 6200</b>		<b>-52,225.00</b>	<b>23,269.41</b>	<b>27,586.60</b>	<b>5,094.37</b>	<b>-1,368.99</b>	<b>52.82%</b>
6300 - Supplies & Materials							
6398-00.701-1-99000	Technology/Superintendent	-500.00	.00	.00	.00	-500.00	.00%
6398-00.702-1-99000	Technology/Board	-500.00	27	.00	.00	-500.00	.00%
6399-00.701-1-99000	Supplies/Materials/Supt	-2,000.00	187.99	67.01	67.01	-1,745.00	3.35%
6399-00.750-1-99000	Supplies/Materials/Business	-2,000.00	125.00	932.96	.00	-942.04	46.65%

Fund 199 / 1 General Operating Fund

As of December

		Budget	Encumbrance YTD	Expenditure YTD	Current Expenditure	Balance	Percent Realized
6000 - Expenditures/Expense Object Co							
41 - General Administration							
6300 - Supplies & Materials							
6399-02.701-1-99000	Postage	-500.00	330.00	170.00	.00	.00	34.00%
6399-02.750-1-99000	Postage	-750.00	490.00	260.00	.00	.00	34.67%
6399-30.701-1-99000	Paper/Copy Machine	-250.00	.00	.00	.00	-250.00	.00%
6399-30.750-1-99000	Paper/Copy Machine	-250.00	.00	.00	.00	-250.00	.00%
<b>Sub Total 6300</b>		<b>-6,750.00</b>	<b>1,132.99</b>	<b>1,429.97</b>	<b>67.01</b>	<b>-4,187.04</b>	<b>21.18%</b>
6400 - Other Operating Costs							
6411-00.701-1-99000	Travel Costs/Supt	-1,500.00	100.00	1,295.00	.00	-105.00	86.33%
6411-00.750-1-99000	Travel Costs/Business Office	-750.00	.00	.00	.00	-750.00	.00%
6419-00.702-1-99000	Travel/Board	-5,000.00	375.00	236.00	.00	-4,389.00	4.72%
6429-00.701-1-99000	TASB Liability Insurance	-3,500.00	.00	3,500.00	.00	.00	100.00%
6439-00.702-1-99000	Election Costs	-3,635.00	.00	2,194.27	.00	-1,440.73	60.37%
6491-00.701-1-99000	Legally Req Pub Not/Supt	-1,000.00	125.00	.00	.00	-875.00	.00%
6491-00.702-1-99000	Legally Req Pub Not/Board	-365.00	.00	.00	.00	-365.00	.00%
6491-00.750-1-99000	Legally Req Pub	-1,500.00	116.75	83.25	.00	-1,300.00	5.55%
6495-00.701-1-99000	Dues/Superintendent	-500.00	.00	408.00	.00	-92.00	81.60%
6495-00.750-1-99000	TASBO Membership	-200.00	.00	.00	.00	-200.00	.00%
6495-01.701-1-99000	TASB Membership & Leg Ass	-1,000.00	.00	1,000.00	.00	.00	100.00%
6499-00.701-1-99000	Misc Costs/Supt	-1,500.00	.00	567.00	.00	-933.00	37.80%
6499-00.702-1-99000	Misc Board Costs	-500.00	.00	35.00	.00	-465.00	7.00%
6499-00.750-1-99000	Misc Costs/Business Offices	-2,000.00	.00	15.63	.00	-1,984.37	.78%
6499-01.701-1-99000	Misc/School Spirit/M2M	-567.00	.00	.00	.00	-567.00	.00%
6499-01.702-1-99000	TASB Policy Updates	-3,000.00	2,898.00	102.00	.00	.00	3.40%
6499-02.702-1-99000	TASB Policy Online Support	-1,000.00	1,000.00	.00	.00	.00	.00%
6499-03.701-1-99000	TASB HR Services	-1,000.00	1,000.00	.00	.00	.00	.00%
6499-04.701-1-99000	Fee/Background	-50.00	48.00	2.00	.00	.00	4.00%
6499-04.702-1-99000	TASB Policy Services	-800.00	800.00	.00	.00	.00	.00%
6499-05.702-1-99000	TASB Board Book	-1,300.00	50.00	1,250.00	1,250.00	.00	96.15%
<b>Sub Total 6400</b>		<b>-30,667.00</b>	<b>6,512.75</b>	<b>10,688.15</b>	<b>1,250.00</b>	<b>-13,466.10</b>	<b>34.85%</b>
<b>Total Function 41 General Administration</b>		<b>-236,267.00</b>	<b>30,915.15</b>	<b>94,479.14</b>	<b>17,798.64</b>	<b>-110,872.71</b>	<b>39.99%</b>
51 - Facilities Maintenance & Opera							
6100 - Payroll Costs							
6129-00.001-1-99000	Salary/Facilities	-15,600.00	.00	5,199.28	1,299.82	-10,400.72	33.33%
6129-00.001-1-99019	Salary/COVID-19	-5,000.00	.00	760.50	.00	-4,239.50	15.21%
6129-00.999-1-99019	Salary/COVID-19	.00	.00	.00	.00	.00	.00%
6129-01.001-1-99000	Salary/Custodial	-27,348.00	.00	9,627.76	2,298.85	-17,720.24	35.20%
6129-02.001-1-99019	Salaries/Support/M2M/C19	-7,678.00	.00	1,235.48	395.63	-6,442.52	16.09%
6141-00.001-1-99000	Social Security/Medicare	-623.00	.00	313.91	63.12	-309.09	50.39%
6141-00.001-1-99019	Medicare/COVID-19	-75.00	.00	.00	.00	-75.00	.00%
6141-00.999-1-99000	Social Security/Medicare	.00	.00	.00	.00	.00	.00%
6141-00.999-1-99019	Medicare/COVID-19	.00	.00	.00	.00	.00	.00%
6141-01.001-1-99000	Social Security/Medicare	-83.00	.00	.00	.00	-83.00	.00%
6142-00.001-1-99000	Group Health & Life	-11,700.00	.00	3,900.08	975.02	-7,799.92	33.33%
6143-00.001-1-99000	Workers' Compensation	-1,550.00	.00	615.22	152.36	-934.78	39.69%
6143-00.001-1-99019	Workers Compensation	-175.00	.00	.00	.00	-175.00	.00%
6143-00.999-1-99000	Workers' Compensation	.00	28	.00	.00	.00	.00%
6143-00.999-1-99019	Workers Compensation	.00	.00	.00	.00	.00	.00%
6143-01.001-1-99000	Workers' Compensation	-192.00	.00	.00	.00	-192.00	.00%

## Fund 199 / 1 General Operating Fund

As of December

		Budget	Encumbrance YTD	Expenditure YTD	Current Expenditure	Balance	Percent Realized
6000 - Expenditures/Expense Object Co							
51 - Facilities Maintenance & Opera							
6100 - Payroll Costs							
6144-00.001-1-99000 TRS On Behalf		-3,758.00	.00	1,029.25	.00	-2,728.75	27.39%
6144-00.999-1-99000 TRS On'Behalf		.00	.00	.00	.00	.00	.00%
6144-01.001-1-99000 On Behalf/Medicare Pt D		-400.00	.00	.00	.00	-400.00	.00%
6144-02.001-1-99000 On Behalf/Proportinate Share		.00	.00	.00	.00	.00	.00%
6145-00.001-1-99000 Unemployment		-200.00	.00	.00	.00	-200.00	.00%
6145-00.001-1-99019 Unemployment/COVID-19		-225.00	.00	.00	.00	-225.00	.00%
6145-00.999-1-99019 Unemployment/COVID-19		.00	.00	.00	.00	.00	.00%
6146-00.001-1-99000 TRS/TRS Care/NOASDI		-1,009.00	.00	368.17	91.74	-640.83	36.49%
6146-00.001-1-99019 TRS/TRS Care/COVID-19		-325.00	.00	.00	.00	-325.00	.00%
6146-00.999-1-99000 Teacher Retirement/TRS		.00	.00	.00	.00	.00	.00%
6146-00.999-1-99019 TRS/COVID-19		.00	.00	.00	.00	.00	.00%
6146-01.001-1-99000 Teacher Retirement/TRS		-113.00	.00	.00	.00	-113.00	.00%
<b>Sub Total 6100</b>		<b>-76,054.00</b>	<b>.00</b>	<b>23,049.65</b>	<b>5,276.54</b>	<b>-53,004.35</b>	<b>30.31%</b>
6200 - Professional & Contracted Serv							
6219-00.999-1-99000 AHERA/Asbestos		-2,080.00	360.00	1,720.00	.00	.00	82.69%
6249-00.999-1-99000 Contracted		-15,000.00	9,778.97	6,278.59	500.00	1,057.56	41.86%
6249-00.999-1-99019 Cont Svs/COVID-19		-8,000.00	.00	.00	.00	-8,000.00	.00%
6249-01.999-1-99000 Pest Management Control		-1,000.00	.00	.00	.00	-1,000.00	.00%
6249-02.999-1-99000 Asbestos Abatement		-920.00	.00	.00	.00	-920.00	.00%
6249-04.999-1-99000 Termite Control Services		.00	.00	.00	.00	.00	.00%
6249-05.999-1-99000 Repairs/Fire Alarm System		-500.00	.00	.00	.00	-500.00	.00%
6258-00.999-1-99000 VOIP/Internet		-8,000.00	5,017.45	1,982.55	495.95	-1,000.00	24.78%
6258-01.999-1-99000 Alert/Paging System		.00	.00	.00	.00	.00	.00%
6259-01.999-1-99000 Water		-7,000.00	5,756.25	1,243.75	381.93	.00	17.77%
6259-02.999-1-99000 Phone/Fax/Dish		-1,560.00	1,242.93	474.07	111.57	157.00	30.39%
6259-03.999-1-99000 Electricity		-18,000.00	15,443.74	2,556.26	991.80	.00	14.20%
6259-04.999-1-99000 Heat/Propane		-22,000.00	20,239.83	1,760.16	.00	-.01	8.00%
6259-05.999-1-99000 Waste Disposal		-3,000.00	2,340.64	659.36	220.48	.00	21.98%
6269-00.999-1-99000 Rental/Electricity Poles		-36.00	.00	.00	.00	-36.00	.00%
6269-01.999-1-99000 Rental/Equipment		-300.00	.00	.00	.00	-300.00	.00%
6299-00.999-1-99000 TASB Facilities		-1,050.00	.00	1,050.00	.00	.00	100.00%
6299-02.999-1-99000 Annual Fire Alarm Inspection		-3,500.00	.00	.00	.00	-3,500.00	.00%
6299-03.999-1-99000 Annual Fire Extinguisher		-650.00	92.15	222.15	.00	-335.70	34.18%
<b>Sub Total 6200</b>		<b>-92,596.00</b>	<b>60,271.96</b>	<b>17,946.89</b>	<b>2,701.73</b>	<b>-14,377.15</b>	<b>19.38%</b>
6300 - Supplies & Materials							
6317-00.999-1-99000 Supplies/Custodial		-5,000.00	179.26	1,506.01	668.85	-3,314.73	30.12%
6317-00.999-1-99019 Disinfecting		-5,000.00	11.68	1,968.22	1,968.22	-3,020.10	39.36%
6318-00.999-1-99000 Supplies/Grounds		-500.00	.00	.00	.00	-500.00	.00%
6319-00.999-1-99000 Paint		-500.00	.00	.00	.00	-500.00	.00%
6319-01.999-1-99000 Supplies/Facilities Maint		-5,000.00	2,794.26	262.37	96.83	-1,943.37	5.25%
6398-00.999-1-99000 Equipment/Grounds		-250.00	.00	.00	.00	-250.00	.00%
6398-01.999-1-91000 Sand/Track Area		-500.00	.00	.00	.00	-500.00	.00%
6398-01.999-1-99000 Equipment/Facilities		-250.00	.00	.00	.00	-250.00	.00%
<b>Sub Total 6300</b>		<b>-17,000.00</b>	<b>2,985.20</b>	<b>3,736.60</b>	<b>2,733.90</b>	<b>-10,278.20</b>	<b>21.98%</b>

Fund 199 / 1 General Operating Fund

As of December

	Budget	Encumbrance YTD	Expenditure YTD	Current Expenditure	Balance	Percent Realized
6000 - Expenditures/Expense Object Co						
51 - Facilities Maintenance & Opera						
6400 - Other Operating Costs						
6411-00.999-1-99000 Travel/Facilities	-250.00	.00	.00	.00	-250.00	.00%
6411-01.999-1-99000 Travel/IPM Training	-300.00	.00	.00	.00	-300.00	.00%
6429-00.999-1-99000 Insurance/Property	-15,157.00	.00	15,157.00	.00	.00	100.00%
<b>Sub Total 6400</b>	<b>-15,707.00</b>	<b>.00</b>	<b>15,157.00</b>	<b>.00</b>	<b>-550.00</b>	<b>96.50%</b>
<b>Total Function 51 Facilities Maintenance &amp; Opera</b>	<b>-201,357.00</b>	<b>63,257.16</b>	<b>59,890.14</b>	<b>10,712.17</b>	<b>-78,209.70</b>	<b>29.74%</b>
52 - Security & Monitoring Services						
6200 - Professional & Contracted Serv						
6239-07.001-1-11000 R.18 School Safety	-1,200.00	.00	.00	.00	-1,200.00	.00%
6249-00.001-1-99000 Repairs/Security	.00	.00	.00	.00	.00	.00%
<b>Sub Total 6200</b>	<b>-1,200.00</b>	<b>.00</b>	<b>.00</b>	<b>.00</b>	<b>-1,200.00</b>	<b>.00%</b>
6300 - Supplies & Materials						
6399-00.001-1-99000 Materials/Security	.00	.00	.00	.00	.00	.00%
<b>Sub Total 6300</b>	<b>.00</b>	<b>.00</b>	<b>.00</b>	<b>.00</b>	<b>.00</b>	<b>.00%</b>
6400 - Other Operating Costs						
6411-00.001-1-99000 Security/Prof Development	-1,300.00	1,055.75	33.45	33.45	-210.80	2.57%
6429-00.999-1-99000 TASB/Privacy/Info Security	-2,500.00	.00	2,500.00	.00	.00	100.00%
<b>Sub Total 6400</b>	<b>-3,800.00</b>	<b>1,055.75</b>	<b>2,533.45</b>	<b>33.45</b>	<b>-210.80</b>	<b>66.67%</b>
<b>Total Function 52 Security &amp; Monitoring Services</b>	<b>-5,000.00</b>	<b>1,055.75</b>	<b>2,533.45</b>	<b>33.45</b>	<b>-1,410.80</b>	<b>50.67%</b>
53 - Data Processing Services						
6100 - Payroll Costs						
6118-00.999-1-99000 Salary/Tech/Extra Duty Pay	-2,500.00	.00	555.56	277.78	-1,944.44	22.22%
6119-00.750-1-99000 Salary/Data/Business Office	-21,129.00	.00	3,529.84	1,764.92	-17,599.16	16.71%
6129-00.001-1-99000 Salary PEIMS Data	-20,015.00	.00	3,344.40	1,672.20	-16,670.60	16.71%
6141-00.001-1-99000 Social Security/Medicare	-286.00	.00	47.76	23.88	-238.24	16.70%
6141-00.750-1-99000 Social Security/Medicare	-305.00	.00	50.90	25.45	-254.10	16.69%
6141-00.999-1-99000 Social Security/Medicare	-46.00	.00	7.56	3.78	-38.44	16.43%
6142-00.001-1-99000 Group Health & Life	-4,680.00	.00	780.06	390.03	-3,899.94	16.67%
6142-00.750-1-99000 Group Health & Life	-3,510.00	.00	585.02	292.51	-2,924.98	16.67%
6143-00.001-1-99000 Workers' Compensation	-36.00	.00	6.56	3.28	-29.44	18.22%
6143-00.750-1-99000 Workers' Compensation	-103.00	.00	17.20	8.60	-85.80	16.70%
6143-00.999-1-99000 Workers' Compensation	-24.00	.00	2.70	1.35	-21.30	11.25%
6144-00.001-1-99000 TRS On-Behalf	-1,751.00	.00	146.31	.00	-1,604.69	8.36%
6144-00.750-1-99000 TRS On-Behalf	-1,743.00	.00	145.34	.00	-1,597.66	8.34%
6144-00.999-1-99000 TRS On'Behalf	-240.00	.00	20.73	.00	-219.27	8.64%
6146-00.001-1-99000 Teacher Retirement/TRS	-470.00	.00	78.56	39.28	-391.44	16.71%
6146-00.750-1-99000 Teacher Retirement/TRS	-579.00	.00	97.28	48.64	-481.72	16.80%
6146-00.999-1-99000 TRS/TRS Care	-188.00	.00	18.91	9.57	-169.09	10.06%
<b>Sub Total 6100</b>	<b>-57,605.00</b>	<b>.00</b>	<b>9,434.69</b>	<b>4,561.27</b>	<b>-48,170.31</b>	<b>16.38%</b>
6200 - Professional & Contracted Serv						
6236-00.999-1-99000 EdLink/Erate	-11,758.00	.00	11,758.00	.00	.00	100.00%
6236-01.999-1-99000 EdLink/Security Suite	-4,342.00	.00	4,342.00	.00	.00	100.00%
6236-02.999-1-99000 EdLink/On-Site Support	-11,288.00	.00	11,288.00	.00	.00	100.00%
6236-03.999-1-99000 EdLink Disaster Recovery	-557.00	479.37	77.63	19.64	.00	13.94%
6238-00.001-1-99000 R.18 Info Systems/Student	-11,518.00	30	11,018.00	.00	-500.00	95.66%
6238-00.750-1-99000 R.18 Infor Systems/BO/HR	-9,831.00	.00	9,831.00	.00	.00	100.00%
6238-02.001-1-99000 R.18/ECDS Services	-500.00	.00	500.00	.00	.00	100.00%

Fund 199 / 1 General Operating Fund

As of December

		Budget	Encumbrance YTD	Expenditure YTD	Current Expenditure	Balance	Percent Realized
6000 - Expenditures/Expense Object Co							
53 - Data Processing Services							
6200 - Professional & Contracted Serv							
6239-03.999-1-99000 R.18 Antivirus Software		-1,600.00	.00	1,600.00	.00	.00	100.00%
6239-04.999-1-99000 R.18 Windows Server		-300.00	.00	257.10	.00	-42.90	85.70%
6249-00.001-1-99000 Cabling/Installation/Meraki		.00	940.00	.00	.00	940.00	.00%
<b>Sub Total 6200</b>		<b>-51,694.00</b>	<b>1,419.37</b>	<b>50,671.73</b>	<b>19.64</b>	<b>397.10</b>	<b>98.02%</b>
6300 - Supplies & Materials							
6398-00.001-1-99002 Meraki/2-Erate		.00	1,032.00	.00	.00	1,032.00	.00%
6399-00.001-1-99000 Supplies/Tech		-442.00	.00	.00	.00	-442.00	.00%
6399-03.999-1-99000 Microsoft Office Renewal		-600.00	.00	.00	.00	-600.00	.00%
6399-04.001-1-99000 Adobe Creative Cloud		.00	.00	.00	.00	.00	.00%
6399-05.999-1-99000 Wix Web Hosting/Events		-250.00	.00	.00	.00	-250.00	.00%
6399-06.999-1-99000 Google Web Domain		-120.00	.00	.00	.00	-120.00	.00%
6399-07.999-1-99000 Monitoring Software		-600.00	.00	.00	.00	-600.00	.00%
6399-08.001-1-99000 Meraki License		-1,558.00	.00	1,558.00	.00	.00	100.00%
<b>Sub Total 6300</b>		<b>-3,570.00</b>	<b>1,032.00</b>	<b>1,558.00</b>	<b>.00</b>	<b>-980.00</b>	<b>43.64%</b>
6400 - Other Operating Costs							
6499-00.999-1-99000 Misc Costs		-250.00	.00	.00	.00	-250.00	.00%
<b>Sub Total 6400</b>		<b>-250.00</b>	<b>.00</b>	<b>.00</b>	<b>.00</b>	<b>-250.00</b>	<b>.00%</b>
<b>Total Function 53 Data Processing Services</b>		<b>-113,119.00</b>	<b>2,451.37</b>	<b>61,664.42</b>	<b>4,580.91</b>	<b>-49,003.21</b>	<b>54.51%</b>
61 - Community Services							
6300 - Supplies & Materials							
6399-00.001-1-99000 Materials/Parental		-100.00	.00	.00	.00	-100.00	.00%
<b>Sub Total 6300</b>		<b>-100.00</b>	<b>.00</b>	<b>.00</b>	<b>.00</b>	<b>-100.00</b>	<b>.00%</b>
6400 - Other Operating Costs							
6499-00.001-1-99000 Misc Costs/Parental		-900.00	.00	.00	.00	-900.00	.00%
<b>Sub Total 6400</b>		<b>-900.00</b>	<b>.00</b>	<b>.00</b>	<b>.00</b>	<b>-900.00</b>	<b>.00%</b>
<b>Total Function 61 Community Services</b>		<b>-1,000.00</b>	<b>.00</b>	<b>.00</b>	<b>.00</b>	<b>-1,000.00</b>	<b>.00%</b>
71 - Debt Services							
6500 - Debt Service							
6512-00.001-1-99000 Principal/4 of 5		-22,090.00	.00	22,088.48	.00	-1.52	99.99%
6522-00.001-1-99000 Interest/4 of 5		-1,323.00	.00	1,322.52	.00	-.48	99.96%
<b>Sub Total 6500</b>		<b>-23,413.00</b>	<b>.00</b>	<b>23,411.00</b>	<b>.00</b>	<b>-2.00</b>	<b>99.99%</b>
<b>Total Function 71 Debt Services</b>		<b>-23,413.00</b>	<b>.00</b>	<b>23,411.00</b>	<b>.00</b>	<b>-2.00</b>	<b>99.99%</b>
91 - Purchase of WADA from State/Sc							
6200 - Professional & Contracted Serv							
6224-00.999-1-99000 Recapture Payment to TEA		.00	.00	.00	.00	.00	.00%
<b>Sub Total 6200</b>		<b>.00</b>	<b>.00</b>	<b>.00</b>	<b>.00</b>	<b>.00</b>	<b>.00%</b>
<b>Total Function 91 Purchase of WADA from</b>		<b>.00</b>	<b>.00</b>	<b>.00</b>	<b>.00</b>	<b>.00</b>	<b>.00%</b>
93 - Payments to Fiscal Agent							
6400 - Other Operating Costs							
6492-00.001-1-23000 Fiscal Agent/588 Coop		-6,800.00	.00	6,800.00	.00	.00	100.00%
<b>Sub Total 6400</b>		<b>-6,800.00</b>	<b>.00</b>	<b>6,800.00</b>	<b>.00</b>	<b>.00</b>	<b>100.00%</b>
<b>Total Function 93 Payments to Fiscal Agent</b>		<b>-6,800.00</b>	<b>31</b>	<b>6,800.00</b>	<b>.00</b>	<b>.00</b>	<b>100.00%</b>

Fund 199 / 1 General Operating Fund

	<u>Budget</u>	<u>Encumbrance YTD</u>	<u>Expenditure YTD</u>	<u>Current Expenditure</u>	<u>Balance</u>	<u>Percent Realized</u>
6000 - Expenditures/Expense Object Co						
99 - Other Intergovernmental Charge						
6200 - Professional & Contracted Serv						
6213-00.703-1-99000 Property Appraisal Services	-36,643.00	20,509.00	16,134.00	8,545.00	.00	44.03%
6213-01.703-1-99000 Appraisal Services	.00	.00	.00	.00	.00	.00%
<b>Sub Total 6200</b>	<b>-36,643.00</b>	<b>20,509.00</b>	<b>16,134.00</b>	<b>8,545.00</b>	<b>.00</b>	<b>44.03%</b>
<b>Total Function 99 Other Intergovernmental</b>	<b>-36,643.00</b>	<b>20,509.00</b>	<b>16,134.00</b>	<b>8,545.00</b>	<b>.00</b>	<b>44.03%</b>

	<u>Budget</u>	<u>Encumbrance YTD</u>	<u>Expenditure YTD</u>	<u>Current Expenditure</u>	<u>Balance</u>	<u>Percent Realized</u>
8000 - Other Uses & NonOperating Exp						
00 - Generic						
8900 - Other Uses						
8911-00.000-1-00000 Transfer to Food Service	-13,027.00	.00	.00	.00	-13,027.00	.00%
<b>Sub Total 8900</b>	<b>-13,027.00</b>	<b>.00</b>	<b>.00</b>	<b>.00</b>	<b>-13,027.00</b>	<b>.00%</b>
<b>Total Function 00 Generic</b>	<b>-13,027.00</b>	<b>.00</b>	<b>.00</b>	<b>.00</b>	<b>-13,027.00</b>	<b>.00%</b>
<b>Total Expenditures</b>	<b>-1,808,601.00</b>	<b>150,042.71</b>	<b>622,697.00</b>	<b>122,258.80</b>	<b>-1,035,861.29</b>	<b>34.43%</b>
<b>Total for 000</b>	<b>-1,808,601.00</b>	<b>150,042.71</b>	<b>622,697.00</b>	<b>122,258.80</b>	<b>-1,035,861.29</b>	<b>34.43%</b>
<b>End of Report</b>						

Statement of Unaudited Revenues and Expenditures  
 Marathon ISD  
 Budget vs. Actual As of December

Obj / Func	Description	Annual Budget	YTD Actual	YTD Encumbrance	Variance	Percent To Total
<b>REVENUES:</b>						
5700	Revenues, Local & Intermediate	1,054,362.00	-310,426.99	.00	743,935.01	20.43%
5800	State Program Revenues	722,037.00	-1,206,416.54	.00	-484,379.54	79.39%
5900	Federal Program Revenues	27,500.00	-2,769.57	.00	24,730.43	.18%
<b>5000</b>	<b>Total Revenues</b>	<b>1,803,899.00</b>	<b>-1,519,613.10</b>	<b>.00</b>	<b>284,285.90</b>	<b>100.00%</b>
<b>EXPENDITURES:</b>						
11	Instruction	-973,241.00	295,784.81	35,571.74	-641,884.45	46.71%
12	Inst. Resources/Media Services	-7,081.00	348.95	2,989.81	-3,742.24	.06%
13	Curriculum/Instructional PD	-9,488.00	4,681.00	.00	-4,807.00	.74%
23	School Leadership	-113,469.00	39,803.47	466.77	-73,198.76	6.29%
31	Guidance/Counseling/Evaluation	-5,682.00	1,084.36	313.50	-4,284.14	.17%
33	Health Services	-12,150.00	1,863.85	6,126.10	-4,160.05	.29%
34	Student Transportation	-15,746.00	3,968.13	4,335.10	-7,442.77	.63%
35	Food Services	-20,527.00	7,285.43	2,949.73	-10,291.84	1.15%
36	Extracurricular Activities	-58,738.00	13,558.35	1,997.00	-43,182.65	2.14%
41	General Administration	-236,267.00	94,479.14	30,915.15	-110,872.71	14.92%
51	Facilities Maintenance & Opera	-201,357.00	59,890.14	63,257.16	-78,209.70	9.46%
52	Security & Monitoring Services	-11,000.00	2,533.45	6,223.85	-2,242.70	.40%
53	Data Processing Services	-113,119.00	61,664.42	2,451.37	-49,003.21	9.74%
61	Community Services	-1,000.00	.00	.00	-1,000.00	.00%
71	Debt Services	-23,413.00	23,411.00	.00	-2.00	3.70%
91	Purchase of WADA from State/Sc	.00	.00	.00	.00	.00%
93	Payments to Fiscal Agent	-6,800.00	6,800.00	.00	.00	1.07%
99	Other Intergovernmental Charge	-36,643.00	16,134.00	20,509.00	.00	2.55%
<b>6000</b>	<b>Total Expenditures</b>	<b>-1,845,721.00</b>	<b>633,290.50</b>	<b>178,106.28</b>	<b>-1,034,324.22</b>	<b>100.02%</b>
<b>OPERATING TRANSFERS:</b>						
7915	Operating Transfers In	13,027.00	.00	.00	13,027.00	
<b>7000</b>	<b>Total Other Resources/Non-Operating Rev</b>	<b>13,027.00</b>	<b>.00</b>	<b>.00</b>	<b>13,027.00</b>	
8911	Operating Transfers Out	-13,027.00	.00	.00	-13,027.00	
<b>8000</b>	<b>Total Other Uses/Non-Operating Exp</b>	<b>-13,027.00</b>	<b>.00</b>	<b>.00</b>	<b>-13,027.00</b>	
	<b>Total Operating Transfers</b>	<b>.00</b>	<b>.00</b>			
	<b>3000 Fund Balance - December (Unaudited)</b>	<b>.00</b>	<b>.00</b>			
	<b>3000 Year to Date Fund Balance (Unaudited)</b>	<b>-41,822.00</b>	<b>-886,322.60</b>			

End of Report

**0177 - MAINTENANCE FUND/WTNB**

Cash		Cash Starting Balance	.00
	101 / 1		-3,715.03
	196 / 1		20,311.89
	199 / 1		356,232.90
	211 / 1		.00
	255 / 1		.00
	289 / 0		.00
	429 / 0		.00
	461 / 1		1,267.90
	863 / 1		11,452.98
	864 / 0		.00
	864 / 1		-.00
	865 / 1		2,701.82
		Cash Ending Balance	388,252.46
		<b>Group 0177 Ending Balance</b>	<b>388,252.46</b>

**0456 - SCHOLARSHIP FUND/WTNB**

Cash		Cash Starting Balance	.00
	829 / 1		38,962.62
		Cash Ending Balance	38,962.62
		<b>Group 0456 Ending Balance</b>	<b>38,962.62</b>

**1225 - CD 1225/TRANSPECOS BANK**

Add Investments		Investment Starting Balance	.00
	CD - CD/OPERATIONS	199 / 1 1101 02	64,703.15
		Investment Ending Balance	64,703.15
		<b>Group 1225 Ending Balance</b>	<b>64,703.15</b>

**1312 - CD 1312/TRANSPECOS BANK**

Add Investments		Investment Starting Balance	.00
	CD - CD/OPERATIONS	199 / 1 1101 03	9,331.37
		Investment Ending Balance	9,331.37
		<b>Group 1312 Ending Balance</b>	<b>9,331.37</b>

**LSIP - LONE STAR INVESTMENT POOL**

Cash		Cash Starting Balance	.00
	199 / 1		2,314,142.46
		Cash Ending Balance	2,314,142.46
		<b>Group LSIP Ending Balance</b>	<b>2,314,142.46</b>

**TOTALS**

<b>Cash Ending Balance</b>	<b>2,741,357.54</b>
<b>Add Investment Balance</b>	<b>74,034.52</b>
<b>Totals</b>	<b>2,815,392.06</b>

End of Report

Check Nbr	Check Date	Vend Nbr	Payee	Organization	PO Nbr Fnd-Fnc-Obj.	Invoice Nbr So-Org-Prog	Typ Cd	Reason	Amount	EFT
031795	12-02-2020	00015	BREWSTER COUNTY T	TAX COST	100008	MISD4thQtr 199-41-6213.00-703-199000	C	Property Tax Collections	231.56	N
				TAX COST	100008	MISD4thQtr 199-41-6213.00-703-199000	C	Property Tax Collections	4,862.81	N
<b>Check 031795 Total:</b>									<b>5,094.37</b>	
031796	12-02-2020	01375	DIRECT ENERGY BUSI	DISTRICT WIDE	100001	203350044047585 199-51-6259.03-999-199000	C	Utility - Electricity	991.80	N
031797	12-02-2020	01215	ERNESTO'S SERVICE	DISTRICT WIDE	100173	32104 199-34-6249.00-999-199000	C	Expedition Oil Change	85.42	N
031798	12-02-2020	01272	Labatt Food Service LLC	MARATHON SCHOO	100053	11299574 101-35-6341.00-001-199000	C	Breakfast Program	366.24	N
031799	12-18-2020	00637	First Financial Administr	ANNUITY #43	DEDCHK	863-00-2153.00-043-100000	D	DEC DED LIFE INSURANC	8.16	N
				DENTAL/METLIFE	DEDCHK	863-00-2153.00-106-100000	D	DEC DED HEALTH INSURA	665.64	N
				VISION/METLIFE	DEDCHK	863-00-2153.00-107-100000	D	DEC DED HEALTH INSURA	195.43	N
				LIFE INSURANCE	DEDCHK	863-00-2153.00-108-100000	D	DEC DED LIFE INSURANC	698.56	N
				CANCER INSURANC	DEDCHK	863-00-2153.00-109-100000	D	DEC DED HEALTH INSURA	163.48	N
				HOSPITAL GAP	DEDCHK	863-00-2153.00-110-100000	D	DEC DED HEALTH INSURA	51.90	N
				ACCIDENT	DEDCHK	863-00-2153.00-112-100000	D	DEC DED HEALTH INSURA	39.90	N
				EMPLOYEE LIFE	DEDCHK	863-00-2153.00-113-100000	D	DEC DED LIFE INSURANC	69.48	N
				SPOUSE LIFE	DEDCHK	863-00-2153.00-114-100000	D	DEC DED LIFE INSURANC	14.00	N
				CHILD LIFE	DEDCHK	863-00-2153.00-115-100000	D	DEC DED LIFE INSURANC	2.00	N
				ANNUITY #45	DEDCHK	863-00-2159.00-045-100000	D	DEC DED TAX SHEL. ANN	200.00	N
				DISABILITY	DEDCHK	863-00-2159.00-111-100000	D	DEC DED INCOME REPLA	339.02	N
				AMERICAN FIDELIT	DEDCHK	863-00-2159.00-118-100000	D	DEC DED INCOME REPLA	19.36	N
<b>Check 031799 Total:</b>									<b>2,466.93</b>	
031800	12-18-2020	14361	REGION 18 ESC/CERTI	SUPERINTENDENT	DEDCHK	863-00-2159.00-119-100000	D	DEC DED MISCELLANEOU	400.00	N
031801	12-14-2020	00403	AA Chemical & Supply	DISTRICT WIDE	100181	109824 199-51-6317.00-999-199000	C	PaperTowels,Trashbags,Cle	399.06	N
				DISTRICT WIDE	100181	109824-1 199-51-6317.00-999-199000	C	PaperTowels,Trashbags,Cle	269.79	N
				DISTRICT WIDE	100192	109765 199-51-6317.00-999-199019	C	Hand Soap Dispensers	975.00	N
				DISTRICT WIDE	100151	109635 199-51-6317.00-999-199019	C	Price - Facilities - Soap Disp	939.28	N
<b>Check 031801 Total:</b>									<b>2,583.13</b>	

Check Nbr	Check Date	Vend Nbr	Payee	Organization	PO Nbr Fnd-Fnc-Obj.	Invoice Nbr So-Org-Prog	Typ Cd	Reason	Amount	EFT
031802	12-14-2020	01366	AT&T MOBILITY	DISTRICT WIDE	100005 199-51-6259.02-999-199000	287273120946x12	C	Utility/Mobility/WiFi	111.57	N
031803	12-14-2020	01549	BIG BEND TELEPHONE	DISTRICT WIDE	100006 199-51-6258.00-999-199000	10375477	C	VOIP/Telecommunications	495.95	N
031804	12-14-2020	00014	Brewster CAD	TAX COST	100007 199-99-6213.00-703-199000	1MISD2121	C	Property Appraisals	8,545.00	N
031805	12-14-2020	14246	BREWSTER COUNTY T	DISTRICT WIDE	100194 199-34-6499.04-999-199000		C	2019 Bluebird bus registr	22.00	N
031806	12-14-2020	14257	GAS CARD	MARATHON SCHOO	100153 199-36-6494.00-001-191000		C	Regional Cross Country Mee	40.28	N
				MARATHON SCHOO	100148 199-52-6411.00-001-199000		C	Gas for Training	33.45	N
								<b>Check 031806 Total:</b>	<b>73.73</b>	
031807	12-14-2020	01272	Labatt Food Service LLC	MARATHON SCHOO	100053 101-35-6341.00-001-199000	12136596	C	Breakfast Program	40.46	N
				MARATHON SCHOO	100053 101-35-6342.00-001-199000	12136596	C	Breakfast Program	37.54	N
				MARATHON SCHOO	100053 101-35-6499.00-001-199000	12136596	C	Breakfast Program	35.00	N
								<b>Check 031807 Total:</b>	<b>113.00</b>	
031808	12-14-2020	14193	Learning A-Z License	MARATHON SCHOO	100180 199-11-6395.00-001-132032	3070092	C	PreK	209.95	N
031809	12-14-2020	01033	MARATHON WATER &	DISTRICT WIDE	100000 199-51-6259.01-999-199000	3,23,47	C	Water & Sewer	381.93	N
031810	12-14-2020	01512	MCCOY'S #86	DISTRICT WIDE	100184 199-51-6319.01-999-199000	8606980	C	Maint Sup Dec	83.84	N
031811	12-14-2020	00057	MORRISON TRUE VAL	MARATHON SCHOO	100191 199-11-6395.03-001-111215	143492	C	chicken supplies	13.99	N
				DISTRICT WIDE	100183 199-51-6319.01-999-199000	146630	C	Maint Sup Dec	12.99	N
								<b>Check 031811 Total:</b>	<b>26.98</b>	
031812	12-14-2020	14114	OASIS CAFE	MARATHON SCHOO	100174 199-36-6412.01-001-199017	15090	C	UIL MS Students/Staff lunch	105.00	N
031813	12-14-2020	14132	Pearson Assessments	MARATHON SCHOO	100096 199-11-6399.01-001-121033	12226911	C	GT Online Testing Materials	252.00	N
031814	12-14-2020	14408	Monica Pinedo	DISTRICT WIDE	100177 199-51-6249.00-999-199000		C	Powerwash paint off 2	125.00	N
031815	12-14-2020	14250	QUILL CORPORATION	MARATHON SCHOO	100171 199-11-6397.01-001-111000	12447724	C	Printers Elem/HS inkcartridg	897.96	N
				MARATHON SCHOO	100182 199-11-6397.01-001-111000	12773043	C	Supt supp/ink ctrdg for new	109.99	N
				MARATHON SCHOO	100168 199-23-6399.00-001-199000	12364939	C	plates, spoons,fork,lysolspra	80.76	N
				MARATHON SCHOO	100168 199-23-6399.00-001-199000	12340968	C	plates, spoons,fork,lysolspra	33.99	N
				MARATHON SCHOO	100170 199-23-6399.00-001-199000	12447794	C	Printer, Ink cartridges Sec Of	754.96	N
				SUPERINTENDENT	100182 199-41-6399.00-701-199000	12773043	C	Supt supp/ink ctrdg for new	67.01	N

Check Nbr	Check Date	Vend Nbr	Payee	Organization	PO Nbr Fnd-Fnc-Obj.	Invoice Nbr So-Org-Prog	Typ Cd	Reason	Amount	EFT
				DISTRICT WIDE	100168	12526836	C	plates, spoons,fork,lysolspra	53.94	N
					199-51-6317.00-999-199019					
								<b>Check 031815 Total:</b>	<b>1,998.61</b>	
031816	12-14-2020	00312	REGION 18 ESC	DISTRICT WIDE	100029	048758	C	Technology Services	19.64	N
					199-53-6236.03-999-199000					
031817	12-14-2020	14324	SHI GOVERNMENT SO	MARATHON SCHOO	100185	GB00394490	C	Replace ethernet/fiber conve	244.00	N
					199-11-6397.00-001-111007					
				MARATHON SCHOO	100167	GB00393326	C	Mics for Distance learning	291.30	N
					199-11-6397.00-001-111007					
								<b>Check 031817 Total:</b>	<b>535.30</b>	
031818	12-14-2020	01408	Texas Disposal Systems	DISTRICT WIDE	100003	5710021	C	Waste Disposal	220.48	N
					199-51-6259.05-999-199000					
031819	12-14-2020	01582	TW HEAT & AIR LLC	DISTRICT WIDE	100025	1801	C	Lift Unit/AC Replacement	375.00	N
					199-51-6249.00-999-199000					
031820	12-15-2020	14306	Isaac Gallego	MARATHON SCHOO	100028		C	Official/12/14 JHBB vs Alpin	66.16	N
					199-36-6294.00-001-191000					
031821	12-15-2020	00438	TASB, INC.	SCHOOL BOARD	100017	580170	C	TASB Boardbook	1,250.00	N
					199-41-6499.05-702-199000					
122001	12-02-2020	00086	TEACHER RETIREMEN	TSTA DUES	100022		D	December Premium	4,752.00	N
					863-00-2153.00-005-100000					
				TRS ACT/CARE	100022		D	December Premium	8,249.00	N
					863-00-2153.00-006-100000					
								<b>Check 122001 Total:</b>	<b>13,001.00</b>	
122002	12-02-2020	00086	TEACHER RETIREMEN		100023		D	November Contributions	530.05	N
					863-00-2155.00-000-100000					
					100023		D	November Contributions	6,279.29	N
					863-00-2155.00-000-100000					
					100023		D	November Contributions	64.79	N
					863-00-2155.01-000-100000					
					100023		D	November Contributions	599.49	N
					863-00-2155.02-000-100000					
					100023		D	November Contributions	10.80	N
					863-00-2155.03-000-100000					
					100023		D	November Contributions	611.61	N
					863-00-2155.04-000-100000					
					100023		D	November Contributions	628.87	N
					863-00-2155.05-000-100000					
					100023		D	November Contributions	1,167.10	N
					863-00-2155.08-000-100000					
								<b>Check 122002 Total:</b>	<b>9,892.00</b>	
122003	12-01-2020	00194	TASB RISK MANAGEM		100026	59080	D	WC 2nd Quater	1,508.25	N
					199-00-1411.00-000-100000					
122004	12-18-2020	00148	INTERNAL REVENUE S		100027		D	December Payroll	6,753.37	N
					863-00-2151.00-000-100000					
					100027		D	December Payroll	40.11	N
					863-00-2152.01-000-100000					
					100027		D	December Payroll	1,179.20	N
					863-00-2152.01-000-100000					
					100027		D	December Payroll	40.11	N
					863-00-2152.02-000-100000					

Check Nbr	Check Date	Vend Nbr	Payee	Organization	PO Nbr Fnd-Fnc-Obj.	Invoice Nbr So-Org-Prog	Typ Cd	Reason	Amount	EFT
					100027		D	December Payroll	1,179.20	N
					863-00-2152.02-000-100000					
								<b>Check 122004 Total:</b>	<b>9,191.99</b>	
								<b>Grand Total:</b>	<b>60,592.27</b>	

End of Report

# Marathon Independent School District

## Employee Request for Families First Coronavirus Response Act Leave Emergency Paid Sick Leave and Expanded Family and Medical Leave

Employee Name

Dept.

*An employee requesting emergency paid sick leave and/or expanded family and medical leave must complete this form and return it to the Superintendent as soon as the need for leave is identified. Documentation supporting the need for leave should be included when the request is submitted.*

Leave benefits under the Families First Coronavirus Response Act (FFCRA) apply for the limited time period of April 1, 2020 to December 31, 2020. The amount of paid leave an employee may receive will vary depending on the reason leave is taken. Detailed information is available in the Employee Rights notice that can be found on:

<https://www.marathonisd.net/ffcra-employee-rights>

**Note: ALL employees are eligible for Paid Sick Leave if eligible as outlined below.**

**Employees who have been employed for at least 30 days are eligible for Paid Expanded Family and Medical Leave.**

**Paid Sick Leave - Self:** A full-time employee is eligible for 80 hours of leave, and a part-time employee is eligible for the number of hours of leave that the employee works on average over a two-week period. Paid at either the regular rate of pay, up to \$511 per day and \$5,110 in the aggregate.

**Paid Sick Leave - Care for other individual or child:** A full-time employee is eligible for 80 hours of leave, and a part-time employee is eligible for the number of hours of leave that the employee works on average over a two-week period. Paid at 2/3 of the regular rate up to \$200 per day and \$2,000 in the aggregate over a two-week period.

**Paid Expanded FMLA:** Care for a son or a daughter when school is closed or child care is unavailable due to COVID-19. A full-time employee is eligible for up to 12 weeks (two weeks of paid sick leave followed by up to 10 weeks of paid expanded FMLA) at 40 hours a week, and a part-time employee is eligible for leave for the number of hours that the employee is normally scheduled to work over that period. Paid at 2/3 of the regular rate up to \$200 per day and \$12,000 in the aggregate over a 12-week period.

**Under the FFCR, an employee qualifies for paid sick time if the employee is unable to work (or unable to telework) due to a need for leave because the employee is (please select/mark the reason for your leave request):**

### Self

- I'm subject to a federal, state, or local quarantine or isolation order related to COVID-19.
- I've been advised to self-quarantine by a health care provider.
- I'm experiencing symptoms of COVID-19 and am seeing a medical diagnosis.
- I'm experiencing any other substantially-similar conditions specified by the U.S. Department of Health and Human Services.

### Care for other Individual or Child

- I'm unable to work in order to care for a minor child because their school is closed or child care is not available due to COVID-19.
- I'm unable to work in order to care for an individual subject or advised to quarantine or isolate.

Type of Leave Requested (Check one or both)

FFCRA Paid Sick Leave

FFCRA Paid Expanded FMLA

Leave Date(s) Requested:

Anticipated Return to Work Date:

Accrued Leave Use:

EPSL during this absence

My accrued paid leave for \_\_\_\_\_ days during this absence

Employee Signature

Date

Administration Office

1) Date of Employment (for EFML Eligibility) \_\_\_\_\_

2) Designation:

Yes/No

Employee Qualifies for EPSL

Yes/No

Employee Qualifies for \_\_\_\_\_ weeks of EFML

Yes/No

Medical Certification Provided

Approved By & Date:

Return to Work:

Leave used as requested

Leave not used - please cancel

Leave used with the following changes

40

Employee Signature

Date



# FAMILIES FIRST CORONAVIRUS RESPONSE ACT: EMPLOYEE PAID LEAVE REQUIREMENTS

The **Families First Coronavirus Response Act (FFCRA or Act)** requires certain employers to provide their employees with paid sick leave or expanded family and medical leave for specified reasons related to COVID-19. [1] The Department of Labor's (Department) Wage and Hour Division (WHD) administers and enforces the new law's paid leave requirements. These provisions will apply from the effective date through December 31, 2020.

Generally, the Act provides that covered employers must provide to **all employees**: [2]

- *Two weeks (up to 80 hours) of **paid sick leave** at the employee's regular rate of pay* where the employee is unable to work because the employee is quarantined (pursuant to Federal, State, or local government order or advice of a health care provider), and/or experiencing COVID-19 symptoms and seeking a medical diagnosis; or
- *Two weeks (up to 80 hours) of **paid sick leave** at two-thirds the employee's regular rate of pay* because the employee is unable to work because of a bona fide need to care for an individual subject to quarantine (pursuant to Federal, State, or local government order or advice of a health care provider), or care for a child (under 18 years of age) whose school or child care provider is closed or unavailable for reasons related to COVID-19, and/or the employee is experiencing a substantially similar condition as specified by the Secretary of Health and Human Services, in consultation with the Secretaries of the Treasury and Labor.

A covered employer must provide to **employees that it has employed for at least 30 days**: [3]

- Up to an additional 10 weeks of paid expanded family and medical leave at two-thirds the employee's regular rate of pay where an employee is unable to work due to a bona fide need for leave to care for a child whose school or child care provider is closed or unavailable for reasons related to COVID-19.

**Covered Employers:** The paid sick leave and expanded family and medical leave provisions of the FFCRA apply to certain public employers, and private employers with fewer than 500 employees. [4] Most employees of the federal government are covered by Title II of the Family and Medical Leave Act, which was not amended by this Act, and are therefore not covered by the expanded family and medical leave provisions of the FFCRA. However, federal employees covered by Title II of the Family and Medical Leave Act are covered by the paid sick leave provision.

Small businesses with fewer than 50 employees may qualify for exemption from the requirement to provide leave due to school closings or child care unavailability if the leave requirements would jeopardize the viability of the business as a going concern.

## ► Qualifying Reasons for Leave

Under the FFCRA, an employee qualifies for paid sick time if the employee is unable to work (**or unable to telework**) due to a need for leave because the employee:

1. is subject to a Federal, State, or local quarantine or isolation order related to COVID-19;
2. has been advised by a health care provider to self-quarantine related to COVID-19;
3. is experiencing COVID-19 symptoms and is seeking a medical diagnosis;
4. is caring for an individual subject to an order described in (1) or self-quarantine as described in (2);
5. is caring for a child whose school or place of care is closed (or child care provider is unavailable) for reasons related to COVID-19; or
6. is experiencing any other substantially-similar condition specified by the Secretary of Health and Human Services, in consultation with the Secretaries of Labor and Treasury.

Under the FFCRA, an employee qualifies for expanded family leave if the employee is caring for a child whose school or place of care is closed (or child care provider is unavailable) for reasons related to COVID-19.

[1] Wage and Hour Division does not administer this aspect of the law, but notes that every dollar of required paid leave (plus the cost of the employer's health insurance premiums during leave) will be **100%** covered by a dollar-for-dollar refundable tax credit available to the employer. For more information, please see the Department of the Treasury's website.

[2] Employers of Health Care Providers or Emergency Responders may elect to exclude such employees from eligibility for the leave provided under the Act.

[3] Employers of Health Care Providers or Emergency Responders may elect to exclude such employees from eligibility for the leave provided under the Act.

[4] Certain provisions may not apply to certain employers with fewer than 50 employees. See Department FFCRA regulations (expected April 2020).

## ► Duration of Leave

**For reasons (1)-(4) and (6):** A full-time employee is eligible for up to 80 hours of leave, and a part-time employee is eligible for the number of hours of leave that the employee works on average over a two-week period.

**For reason (5):** A full-time employee is eligible for up to 12 weeks of leave at 40 hours a week, and a part-time employee is eligible for leave for the number of hours that the employee is normally scheduled to work over that period.

## ► Calculation of Pay [5]

**For leave reasons (1), (2), or (3):** employees taking leave shall be paid at either their regular rate or the applicable minimum wage, whichever is higher, up to \$511 per day and \$5,110 in the aggregate (over a 2-week period).

**For leave reasons (4) or (6):** employees taking leave shall be paid at  $\frac{2}{3}$  their regular rate or  $\frac{2}{3}$  the applicable minimum wage, whichever is higher, up to \$200 per day and \$2,000 in the aggregate (over a 2-week period).

**For leave reason (5):** employees taking leave shall be paid at  $\frac{2}{3}$  their regular rate or  $\frac{2}{3}$  the applicable minimum wage, whichever is higher, up to \$200 per day and \$12,000 in the aggregate (over a 12-week period—two weeks of paid sick leave followed by up to 10 weeks of paid expanded family and medical leave). [6]

**Tax Credits:** Covered employers qualify for dollar-for-dollar reimbursement through tax credits for all qualifying wages paid under the FFCRA. Qualifying wages are those paid to an employee who takes leave under the Act for a qualifying reason, up to the appropriate per diem and aggregate payment caps. Applicable tax credits also extend to amounts paid or incurred to maintain health insurance coverage. For more information, please see the Department of the Treasury's website.

**Employer Notice:** Each covered employer must post in a conspicuous place on its premises a notice of FFCRA requirements. [7]

**Prohibitions:** Employers may not discharge, discipline, or otherwise discriminate against any employee who takes paid sick leave under the FFCRA and files a complaint or institutes a proceeding under or related to the FFCRA.

**Penalties and Enforcement:** Employers in violation of the first two weeks' paid sick time or unlawful termination provisions of the FFCRA will be subject to the penalties and enforcement described in Sections 16 and 17 of the Fair Labor Standards Act. 29 U.S.C. 216; 217. Employers in violation of the provisions providing for up to an additional 10 weeks of paid leave to care for a child whose school or place of care is closed (or child care provider is unavailable) are subject to the enforcement provisions of the Family and Medical Leave Act. The Department will observe a temporary period of non-enforcement for the first 30 days after the Act takes effect, so long as the employer has acted reasonably and in good faith to comply with the Act. For purposes of this non-enforcement position, "good faith" exists when violations are remedied and the employee is made whole as soon as practicable by the employer, the violations were not willful, and the Department receives a written commitment from the employer to comply with the Act in the future.

## ► RESOURCES

For additional information or to file a complaint:

1-866-487-9243 | TTY: 1-877-889-5627

[dol.gov/agencies/whd](https://www.dol.gov/agencies/whd)

---

[5] Paid sick time provided under this Act does not carry over from one year to the next. Employees are not entitled to reimbursement for unused leave upon termination, resignation, retirement, or other separation from employment.

[6] An employee may elect to substitute any accrued vacation leave, personal leave, 42 medical or sick leave for the first two weeks of partial paid leave under this section.

[7] The Department will issue a model notice no later than March 25, 2020.

# EMPLOYEE RIGHTS

## PAID SICK LEAVE AND EXPANDED FAMILY AND MEDICAL LEAVE UNDER THE FAMILIES FIRST CORONAVIRUS RESPONSE ACT

The **Families First Coronavirus Response Act (FFCRA or Act)** requires certain employers to provide their employees with paid sick leave and expanded family and medical leave for specified reasons related to COVID-19. These provisions will apply from April 1, 2020 through December 31, 2020.

### ▶ PAID LEAVE ENTITLEMENTS

Generally, employers covered under the Act must provide employees:

Up to two weeks (80 hours, or a part-time employee's two-week equivalent) of paid sick leave based on the higher of their regular rate of pay, or the applicable state or Federal minimum wage, paid at:

- 100% for qualifying reasons #1-3 below, up to \$511 daily and \$5,110 total;
- ⅔ for qualifying reasons #4 and 6 below, up to \$200 daily and \$2,000 total; and
- Up to 12 weeks of paid sick leave and expanded family and medical leave paid at ⅔ for qualifying reason #5 below for up to \$200 daily and \$12,000 total.

A part-time employee is eligible for leave for the number of hours that the employee is normally scheduled to work over that period.

### ▶ ELIGIBLE EMPLOYEES

In general, employees of private sector employers with fewer than 500 employees, and certain public sector employers, are eligible for up to two weeks of fully or partially paid sick leave for COVID-19 related reasons (see below). *Employees who have been employed for at least 30 days* prior to their leave request may be eligible for up to an additional 10 weeks of partially paid expanded family and medical leave for reason #5 below.

### ▶ QUALIFYING REASONS FOR LEAVE RELATED TO COVID-19

An employee is entitled to take leave related to COVID-19 if the employee is unable to work, including unable to **telework**, because the employee:

- |   |   |
|---|---|
| <ol style="list-style-type: none"><li>1. is subject to a Federal, State, or local quarantine or isolation order related to COVID-19;</li><li>2. has been advised by a health care provider to self-quarantine related to COVID-19;</li><li>3. is experiencing COVID-19 symptoms and is seeking a medical diagnosis;</li><li>4. is caring for an individual subject to an order described in (1) or self-quarantine as described in (2);</li></ol> | <ol style="list-style-type: none"><li>5. is caring for his or her child whose school or place of care is closed (or child care provider is unavailable) due to COVID-19 related reasons; or</li><li>6. is experiencing any other substantially-similar condition specified by the U.S. Department of Health and Human Services.</li></ol> |
|---|---|

### ▶ ENFORCEMENT

The U.S. Department of Labor's Wage and Hour Division (WHD) has the authority to investigate and enforce compliance with the FFCRA. Employers may not discharge, discipline, or otherwise discriminate against any employee who lawfully takes paid sick leave or expanded family and medical leave under the FFCRA, files a complaint, or institutes a proceeding under or related to this Act. Employers in violation of the provisions of the FFCRA will be subject to penalties and enforcement by WHD.



WAGE AND HOUR DIVISION 43  
UNITED STATES DEPARTMENT OF LABOR

For additional information  
or to file a complaint:  
**1-866-487-9243**  
TTY: 1-877-889-5627  
[dol.gov/agencies/whd](https://dol.gov/agencies/whd)



WH1422 REV 03/20



# FAMILIES FIRST CORONAVIRUS RESPONSE ACT: EMPLOYEE PAID LEAVE RIGHTS

The **Families First Coronavirus Response Act (FFCRA or Act)** requires certain employers to provide employees with paid sick leave or expanded family and medical leave for specified reasons related to COVID-19. The Department of Labor's (Department) Wage and Hour Division (WHD) administers and enforces the new law's paid leave requirements. These provisions will apply from the effective date through December 31, 2020.

Generally, the Act provides that employees of covered employers are eligible for:

- *Two weeks (up to 80 hours) of **paid sick leave at the employee's regular rate of pay** where the employee is unable to work because the employee is quarantined (pursuant to Federal, State, or local government order or advice of a health care provider), and/or experiencing COVID-19 symptoms and seeking a medical diagnosis; or*
- *Two weeks (up to 80 hours) of **paid sick leave at two-thirds the employee's regular rate of pay** because the employee is unable to work because of a bona fide need to care for an individual subject to quarantine (pursuant to Federal, State, or local government order or advice of a health care provider), or to care for a child (under 18 years of age) whose school or child care provider is closed or unavailable for reasons related to COVID-19, and/or the employee is experiencing a substantially similar condition as specified by the Secretary of Health and Human Services, in consultation with the Secretaries of the Treasury and Labor; and*
- *Up to an additional 10 weeks of **paid expanded family and medical leave at two-thirds the employee's regular rate of pay** where an employee, who has been employed for at least 30 calendar days, is unable to work due to a bona fide need for leave to care for a child whose school or child care provider is closed or unavailable for reasons related to COVID-19.*

**Covered Employers:** The paid sick leave and expanded family and medical leave provisions of the FFCRA apply to certain public employers, and private employers with fewer than 500 employees.[1] Most employees of the federal government are covered by Title II of the Family and Medical Leave Act, which was not amended by this Act, and are therefore not covered by the expanded family and medical leave provisions of the FFCRA. However, federal employees covered by Title II of the Family and Medical Leave Act are covered by the paid sick leave provision.

Small businesses with fewer than 50 employees may qualify for exemption from the requirement to provide leave due to school closings or child care unavailability if the leave requirements would jeopardize the viability of the business as a going concern.

**Eligible Employees:** *All employees* of covered employers are eligible for two weeks of paid sick time for specified reasons related to COVID-19. *Employees employed for at least 30 days* are eligible for up to an additional 10 weeks of paid family leave to care for a child under certain circumstances related to COVID-19. [2]

**Notice:** Where leave is foreseeable, an employee should provide notice of leave to the employer as is practicable. After the first workday of paid sick time, an employer may require employees to follow reasonable notice procedures in order to continue receiving paid sick time.

## ► **Qualifying Reasons for Leave**

Under the FFCRA, an employee qualifies for paid sick time if the employee is unable to work (**or unable to telework**) due to a need for leave because the employee:

1. is subject to a Federal, State, or local quarantine or isolation order related to COVID-19;
2. has been advised by a health care provider to self-quarantine related to COVID-19;
3. is experiencing COVID-19 symptoms and is seeking a medical diagnosis;
4. is caring for an individual subject to an order described in (1) or self-quarantine as described in (2);
5. is caring for a child whose school or place of care is closed (or child care provider is unavailable) for reasons related to COVID-19; or
6. is experiencing any other substantially-similar condition specified by the Secretary of Health and Human Services, in consultation with the Secretaries of Labor and Treasury.

Under the FFCRA, an employee qualifies for expanded family leave if the employee is caring for a child whose school or place of care is closed (or child care provider is unavailable) for reasons related to COVID-19.

[1] Certain provisions may not apply to certain employers with fewer than 50 employees. See Department FFCRA regulations (expected April 2020).

[2] Under the Act, special rules apply for Health Care Providers and Emergency Responders.

## ► DURATION OF LEAVE

**For reasons (1)-(4) and (6):** A full-time employee is eligible for 80 hours of leave, and a part-time employee is eligible for the number of hours of leave that the employee works on average over a two-week period.

**For reason (5):** A full-time employee is eligible for up to 12 weeks of leave (two weeks of paid sick leave followed by up to 10 weeks of paid expanded family & medical leave) at 40 hours a week, and a part-time employee is eligible for leave for the number of hours that the employee is normally scheduled to work over that period.

## ► CALCULATION OF PAY [3]

**For leave reasons (1), (2), or (3):** employees taking leave are entitled to pay at either their regular rate or the applicable minimum wage, whichever is higher, up to \$511 per day and \$5,110 in the aggregate (over a 2-week period).

**For leave reasons (4) or (6):** employees taking leave are entitled to pay at  $\frac{2}{3}$  their regular rate or  $\frac{2}{3}$  the applicable minimum wage, whichever is higher, up to \$200 per day and \$2,000 in the aggregate (over a 2-week period).

**For leave reason (5):** employees taking leave are entitled to pay at  $\frac{2}{3}$  their regular rate or  $\frac{2}{3}$  the applicable minimum wage, whichever is higher, up to \$200 per day and \$12,000 in the aggregate (over a 12-week period). [4]

## ► RESOURCES

For additional information or to file a complaint:

1-866-487-9243 | TTY: 1-877-889-5627

[dol.gov/agencies/whd](https://dol.gov/agencies/whd)

---

[3] Paid sick time provided under this Act does not carryover from one year to the next. Employees are not entitled to reimbursement for unused leave upon termination, resignation, retirement, or other separation from employment.

[4] An employee may elect to substitute any accrued vacation leave, personal leave, or medical or sick leave for the first two weeks of partial paid leave under this section.

# Answers for Custom Student Group

SC.08.051.E

Subject: Science Grade: 08 Language: English Version: 051 Date: 12/7/2020  
 Passing Standard: 70% Description: Grade 8 Benchmark Fall 2020

Students: 6 Passed: 3 (50%) Average Score: 62

Student	Passed	Score	Raw Score	1	2	3	4	5	6	7	8	9	10	11	12	13	14	15	16	17	18	19	20	21	22	23	24	25	26	27	28
Key				C	J	B	G	D	H	D	G	B	H	B	F	D	G	D	J	D	G	B	100	C	H	A	H	A	G	B	J
[Redacted]	No	40	17	B	+	C	+	A	+	C	J	A	+	+	H	+	F	+	G	+	H	+	2.50	D	+	D	+	B	J	+	H
[Redacted]	Yes	70	30	+	+	A	+	+	+	A	J	C	+	A	+	+	+	+	H	+	+	+	4000.	D	+	+	+	+	+	+	+
[Redacted]	Yes	84	36	B	+	+	J	+	+	+	+	+	J	+	+	+	+	+	+	+	+	C	+	+	+	+	+	+	+	+	+
[Redacted]	No	51	22	B	H	C	J	+	+	+	J	A	+	D	+	B	+	A	H	+	+	+	+	D	J	+	+	+	+	D	+
[Redacted]	Yes	81	35	B	+	+	+	+	+	+	+	+	+	D	+	+	+	+	+	+	+	C	+	D	+	+	+	+	+	+	+
[Redacted]	No	47	20	+	+	A	*	A	+	A	J	+	G	+	+	B	+	B	*	+	+	+	+	+	G	+	+	+	J	+	F

= correct response, letter/number = incorrect response, \* = no response

# Science Benchmark Assessment- Grade 8

# Generate Student Responses for Custom Student Group

SC.09.052.F

Subject: Science Grade: 09 Language: English Version: 052 Date: 12/7/2020  
 Passing Standard: 70% Description: Biology Benchmark Fall 2020

Students: 8 Passed: 3 (38%) Average Score: 61

Student	Passed	Score	Raw Score	1	2	3	4	5	6	7	8	9	10	11	12	13	14	15	16	17	18	19	20	21	22	23	24	25	26	27	28	29
Key				B	J	A	H	D	F	D	F	C	G	B	F	C	H	A	G	A	J	C	J	D	F	A	G	D	F	C	F	D
[Redacted]	No	47	14	D	G	+	G	+	+	+	+	D	F	D	G	A	J	+	J	B	+	+	G	C	G	+	+	+	+	+	G	+
[Redacted]	No	67	20	C	H	+	+	B	+	C	+	D	+	D	+	+	+	+	C	+	+	+	+	+	+	+	A	H	+	J	+	
[Redacted]	Yes	73	22	C	G	+	+	B	+	+	+	B	+	+	+	B	+	+	+	C	+	+	+	+	G	+	+	+	+	+	+	+
[Redacted]	No	57	17	A	H	+	G	B	+	+	+	D	F	+	+	+	F	+	+	+	H	B	H	+	J	+	+	+	+	+	J	+
[Redacted]	Yes	77	23	C	H	+	+	+	+	B	+	+	+	A	+	+	+	+	+	C	+	B	+	+	+	+	+	+	+	+	+	+
[Redacted]	No	47	14	C	G	D	G	B	+	+	G	A	+	D	+	D	+	+	H	+	H	B	+	+	+	+	+	A	J	+	+	C
[Redacted]	No	50	15	A	H	+	+	+	H	+	+	D	H	D	J	B	+	+	+	C	H	+	+	+	H	+	+	+	J	+	G	C
[Redacted]	Yes	70	21	+	+	D	G	B	+	+	G	+	+	+	+	A	+	+	+	C	H	+	+	+	+	B	+	A	+	+	+	+

= correct response, letter/number = incorrect response, \* = no response

Science Benchmark Assessment -  
Grade 9

# Florida Student Responses for Custom Student Group

SS.08.051.E

Subject: Social Studies Grade: 08 Language: English Version: 051 Date: 12/14/2020  
 Passing Standard: 70% Description: 8th grade SS benchmark 2020

Students: 6 Passed: 3 (50%) Average Score: 62

Student	Passed	Score	Raw Score	1	2	3	4	5	6	7	8	9	10	11	12	13	14	15	16	17	18	19	20	21	22	23	24	25	26	27	28	29
Key				A	F	B	H	D	G	A	G	A	J	C	H	B	F	B	F	C	F	B	H	A	H	B	G	D	G	A	G	A
[Redacted]	No	29	16	D	+	D	+	B	J	+	J	B	F	B	J	C	H	A	H	D	G	C	J	D	F	+	F	C	F	B	F	B
[Redacted]	No	51	28	D	+	+	+	B	F	B	+	+	F	+	+	A	J	D	G	A	+	+	+	+	+	A	+	B	F	+	F	C
[Redacted]	Yes	91	50	+	+	+	J	+	+	B	+	+	+	+	+	+	+	D	+	A	+	+	+	+	J	+	+	+	+	+	+	+
[Redacted]	No	45	25	B	+	+	+	B	H	+	J	+	+	B	J	D	+	A	G	+	+	+	G	+	+	+	H	B	J	B	H	+
[Redacted]	Yes	85	47	+	+	+	+	+	+	B	+	+	+	+	+	+	J	+	G	+	+	+	+	C	G	A	+	C	+	+	+	+
[Redacted]	Yes	75	41	C	G	+	+	+	+	+	+	+	+	G	+	+	+	+	H	A	+	+	+	+	+	D	F	+	+	+	H	+

= correct response, letter/number = incorrect response, \* = no response

# Social Studies Benchmark Assessment- Grade 8

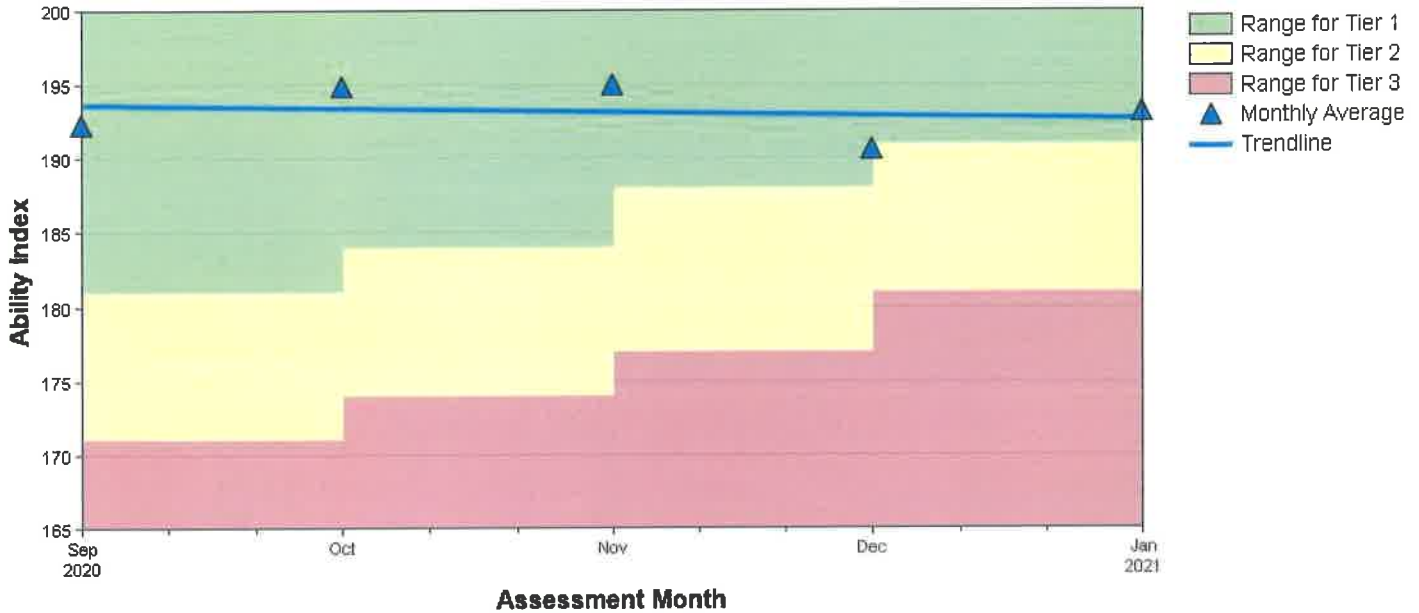


# ISIP™ Early Reading results for Marathon School



Marathon Ind School District - 2020/2021  
as of Wed Jan 20 2021 02:37:53 PM (-06:00)

## Kindergarten - Overall Reading



## August - November (Overall Reading)

Classroom	Monthly Averages: Kindergarten - Overall Reading							
	August		September		October		November	
	Students	Ability Index	Students	Ability Index	Students	Ability Index	Students	Ability Index
Kindergarten - M Barlow			5	193	4	195	4	195
<b>All Classrooms</b>			4	192	4	195	4	195

## December - March (Overall Reading)

Classroom	Monthly Averages: Kindergarten - Overall Reading							
	December		January		February		March	
	Students	Ability Index	Students	Ability Index	Students	Ability Index	Students	Ability Index
Kindergarten - M Barlow	4	191	4	193				
<b>All Classrooms</b>	4	191	4	193				

## April - July (Overall Reading)

Classroom	Monthly Averages: Kindergarten - Overall Reading							
	April		May		June		July	
	Students	Ability Index	Students	Ability Index	Students	Ability Index	Students	Ability Index
Kindergarten - M Barlow								
<b>All Classrooms</b>								

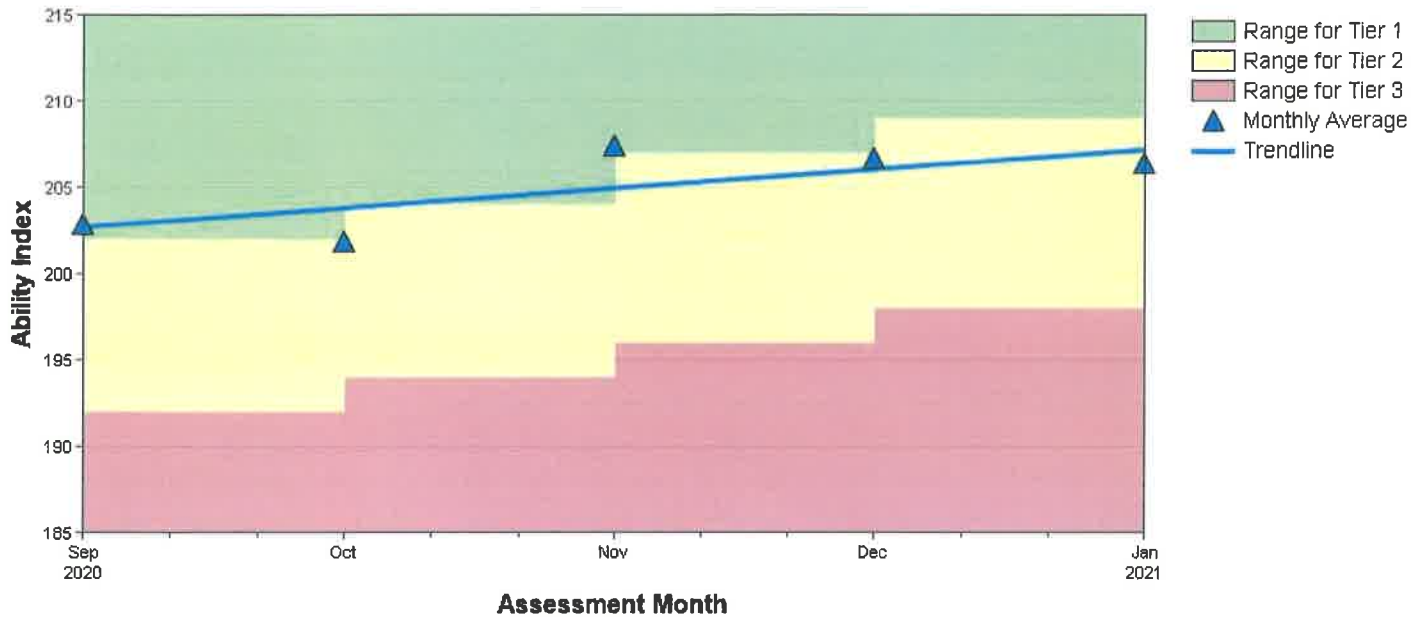


# ISIP™ Early Reading results for Marathon School



Marathon Ind School District - 2020/2021  
as of Wed Jan 20 2021 02:36:08 PM (-06:00)

## 1st Grade - Overall Reading



### August - November (Overall Reading)

Classroom	Monthly Averages: 1st Grade - Overall Reading							
	August		September		October		November	
	Students	Ability Index	Students	Ability Index	Students	Ability Index	Students	Ability Index
1st Grade - M Pinedo			3	203	3	202	3	207
<b>All Classrooms</b>			<b>3</b>	<b>203</b>	<b>3</b>	<b>202</b>	<b>3</b>	<b>207</b>

### December - March (Overall Reading)

Classroom	Monthly Averages: 1st Grade - Overall Reading							
	December		January		February		March	
	Students	Ability Index	Students	Ability Index	Students	Ability Index	Students	Ability Index
1st Grade - M Pinedo	5	207	5	206				
<b>All Classrooms</b>	<b>5</b>	<b>207</b>	<b>5</b>	<b>206</b>				

### April - July (Overall Reading)

Classroom	Monthly Averages: 1st Grade - Overall Reading							
	April		May		June		July	
	Students	Ability Index	Students	Ability Index	Students	Ability Index	Students	Ability Index
1st Grade - M Pinedo								
<b>All Classrooms</b>								

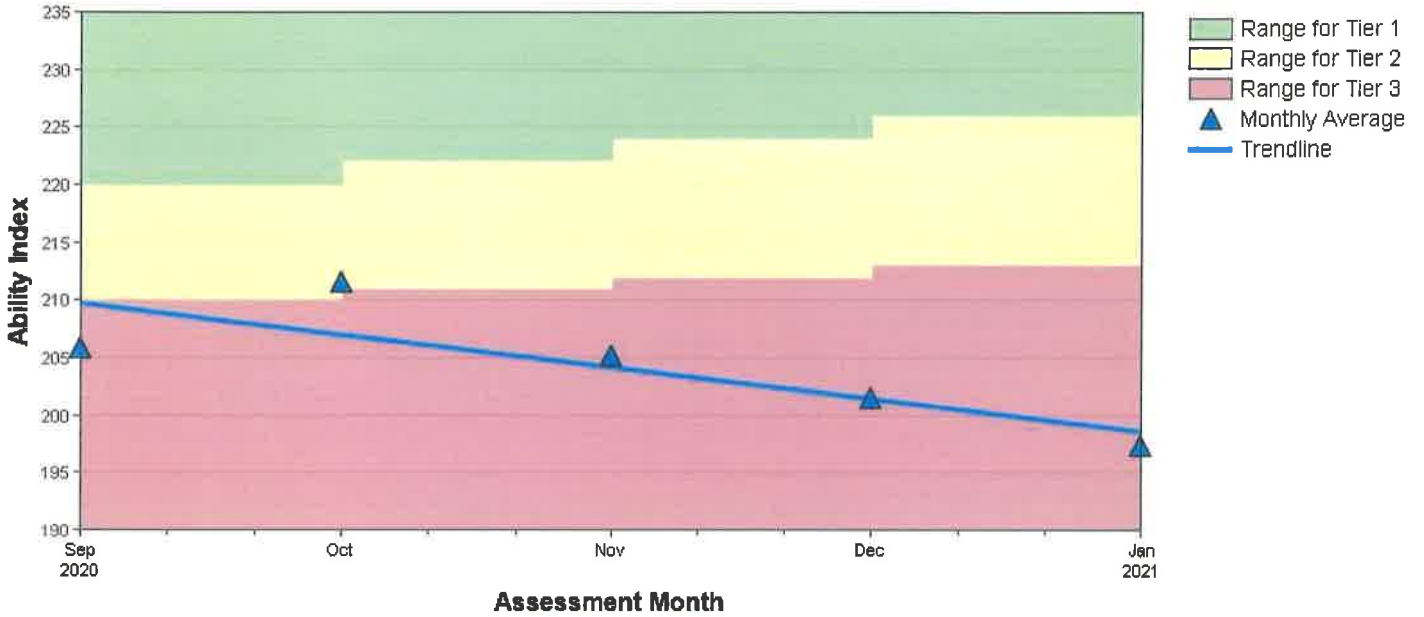


# ISIP™ Early Reading results for Marathon School



Marathon Ind School District - 2020/2021  
as of Wed Jan 20 2021 02:39:00 PM (-06:00)

## 2nd Grade - Overall Reading



### August - November (Overall Reading)

Classroom	Monthly Averages: 2nd Grade - Overall Reading							
	August		September		October		November	
	Students	Ability Index	Students	Ability Index	Students	Ability Index	Students	Ability Index
2nd Grade - M Pinedo			3	206	3	212	3	205
<b>All Classrooms</b>			<b>3</b>	<b>206</b>	<b>3</b>	<b>212</b>	<b>3</b>	<b>205</b>

### December - March (Overall Reading)

Classroom	Monthly Averages: 2nd Grade - Overall Reading							
	December		January		February		March	
	Students	Ability Index	Students	Ability Index	Students	Ability Index	Students	Ability Index
2nd Grade - M Pinedo	3	201	4	197				
<b>All Classrooms</b>	<b>3</b>	<b>201</b>	<b>4</b>	<b>197</b>				

### April - July (Overall Reading)

Classroom	Monthly Averages: 2nd Grade - Overall Reading							
	April		May		June		July	
	Students	Ability Index	Students	Ability Index	Students	Ability Index	Students	Ability Index
2nd Grade - M Pinedo								
<b>All Classrooms</b>								

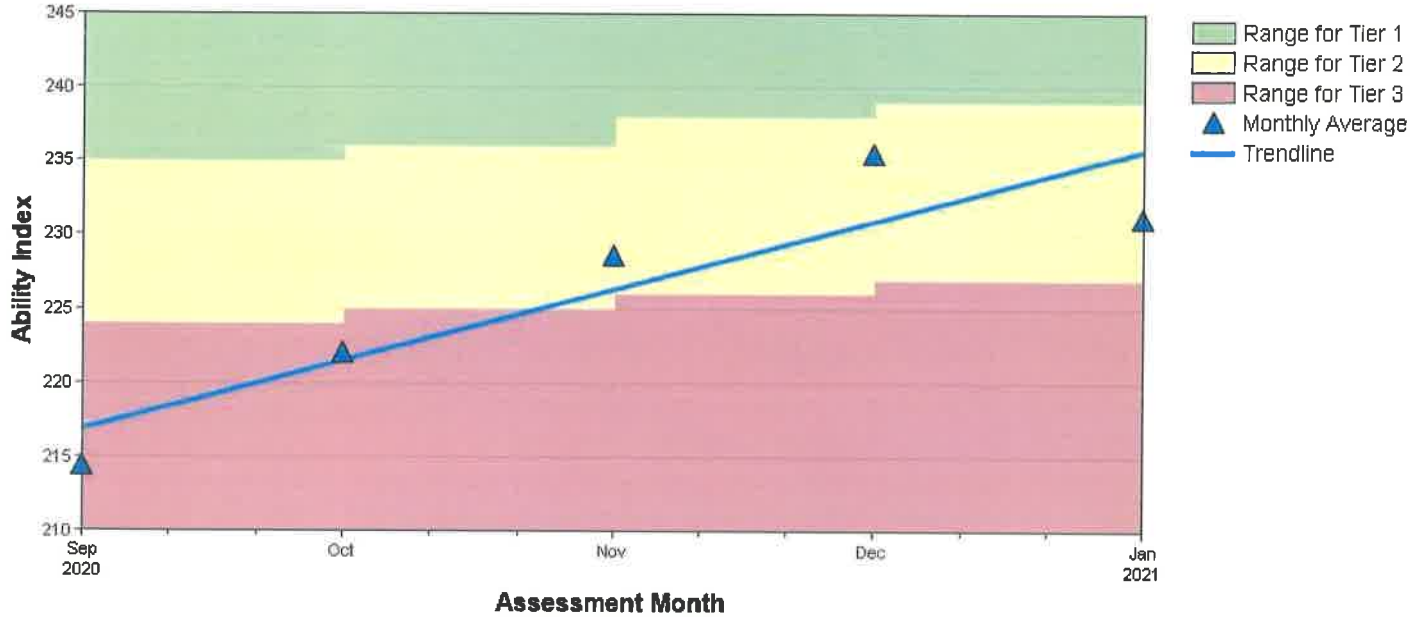


# ISIP™ Early Reading results for Marathon School



Marathon Ind School District - 2020/2021  
as of Wed Jan 20 2021 02:40:16 PM (-06:00)

## 3rd Grade - Overall Reading



### August - November (Overall Reading)

Classroom	Monthly Averages: 3rd Grade - Overall Reading							
	August		September		October		November	
	Students	Ability Index	Students	Ability Index	Students	Ability Index	Students	Ability Index
3rd Grade			2	214	2	222	2	229
All Classrooms			2	214	2	222	2	229

### December - March (Overall Reading)

Classroom	Monthly Averages: 3rd Grade - Overall Reading							
	December		January		February		March	
	Students	Ability Index	Students	Ability Index	Students	Ability Index	Students	Ability Index
3rd Grade	2	235	2	231				
All Classrooms	2	235	2	231				

### April - July (Overall Reading)

Classroom	Monthly Averages: 3rd Grade - Overall Reading							
	April		May		June		July	
	Students	Ability Index	Students	Ability Index	Students	Ability Index	Students	Ability Index
3rd Grade								
All Classrooms								

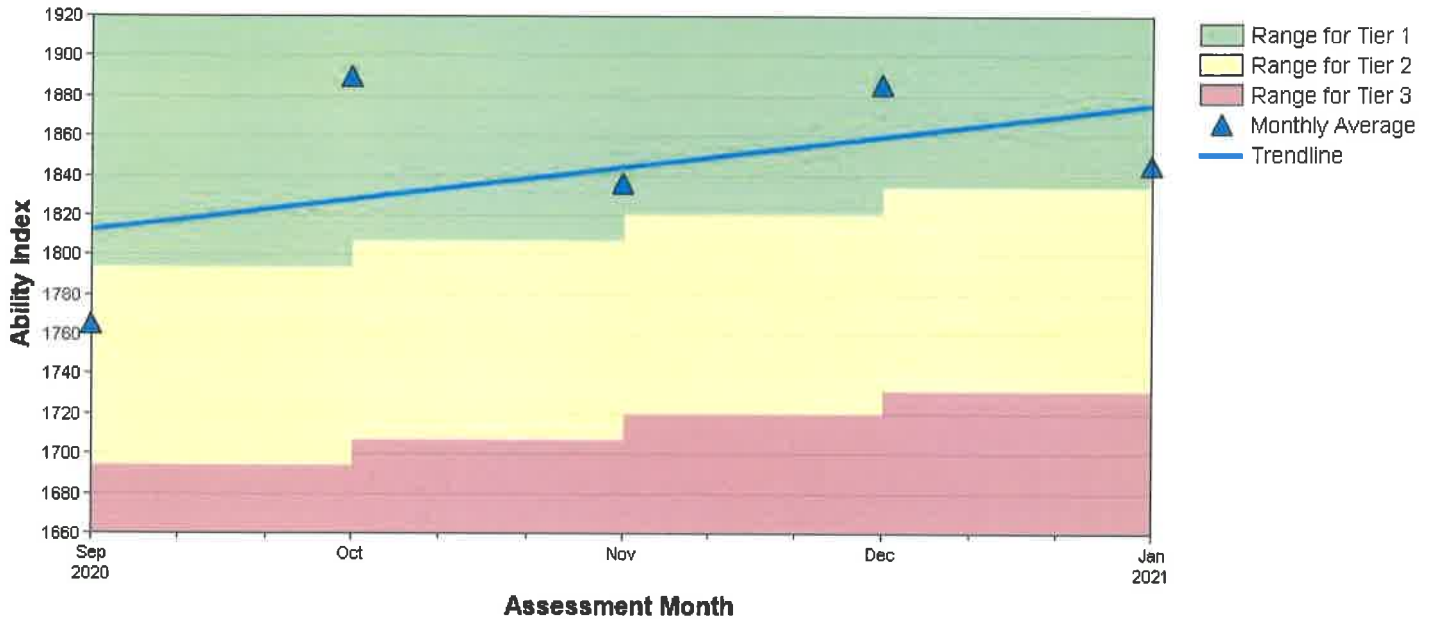


# ISIP™ Advanced Reading results for Marathon School



Marathon Ind School District - 2020/2021  
as of Wed Jan 20 2021 02:40:47 PM (-06:00)

## 4th Grade - Overall Reading



### August - November (Overall Reading)

Classroom	Monthly Averages: 4th Grade - Overall Reading							
	August		September		October		November	
	Students	Ability Index	Students	Ability Index	Students	Ability Index	Students	Ability Index
4th Grade			3	1765	3	1889	3	1836
All Classrooms			3	1765	3	1889	3	1836

### December - March (Overall Reading)

Classroom	Monthly Averages: 4th Grade - Overall Reading							
	December		January		February		March	
	Students	Ability Index	Students	Ability Index	Students	Ability Index	Students	Ability Index
4th Grade	3	1885	3	1845				
All Classrooms	3	1885	3	1845				

### April - July (Overall Reading)

Classroom	Monthly Averages: 4th Grade - Overall Reading							
	April		May		June		July	
	Students	Ability Index	Students	Ability Index	Students	Ability Index	Students	Ability Index
4th Grade								
All Classrooms								

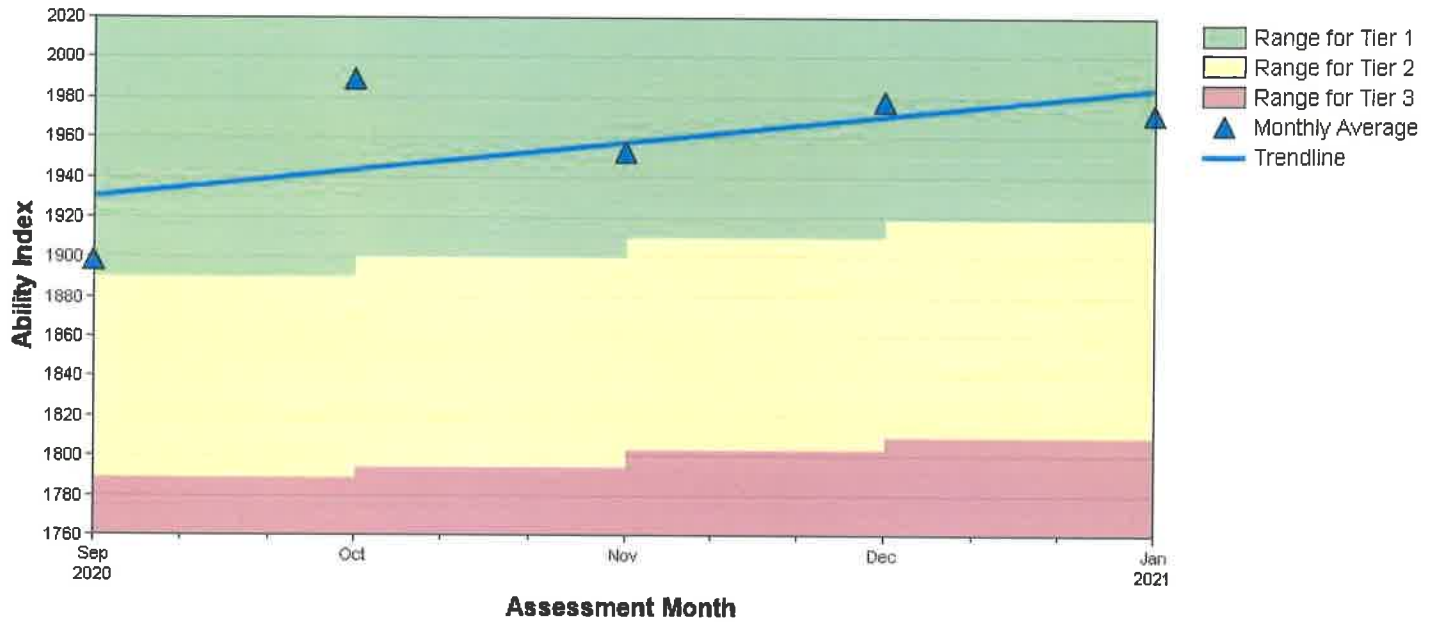


# ISIP™ Advanced Reading results for Marathon School



Marathon Ind School District - 2020/2021  
as of Wed Jan 20 2021 02:41:18 PM (-06:00)

## 5th Grade - Overall Reading



### August - November (Overall Reading)

Monthly Averages: 5th Grade - Overall Reading								
Classroom	August		September		October		November	
	Students	Ability Index	Students	Ability Index	Students	Ability Index	Students	Ability Index
5th Grade			3	1898	3	1989	3	1952
All Classrooms			3	1898	3	1989	3	1952

### December - March (Overall Reading)

Monthly Averages: 5th Grade - Overall Reading								
Classroom	December		January		February		March	
	Students	Ability Index	Students	Ability Index	Students	Ability Index	Students	Ability Index
5th Grade	3	1977	3	1971				
All Classrooms	3	1977	3	1971				

### April - July (Overall Reading)

Monthly Averages: 5th Grade - Overall Reading								
Classroom	April		May		June		July	
	Students	Ability Index	Students	Ability Index	Students	Ability Index	Students	Ability Index
5th Grade								
All Classrooms								

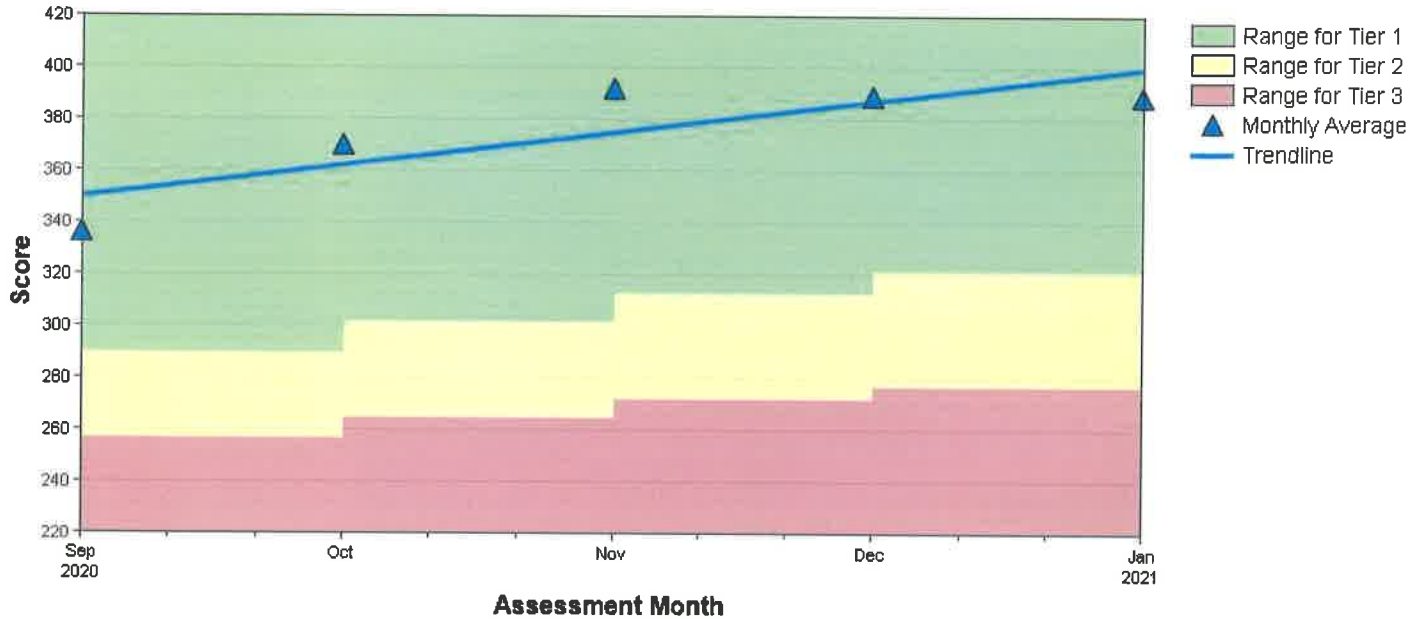


# ISIP™ Math results for Marathon School

Marathon Ind School District - 2020/2021  
as of Wed Jan 20 2021 02:41:55 PM (-06:00)



## Kindergarten - Overall Math



## August - November (Overall Math)

Classroom	Monthly Averages: Kindergarten - Overall Math							
	August		September		October		November	
	Students	Score	Students	Score	Students	Score	Students	Score
Kindergarten - M Barlow			5	350	4	370	4	391
<b>All Classrooms</b>			<b>4</b>	<b>336</b>	<b>4</b>	<b>370</b>	<b>4</b>	<b>391</b>

## December - March (Overall Math)

Classroom	Monthly Averages: Kindergarten - Overall Math							
	December		January		February		March	
	Students	Score	Students	Score	Students	Score	Students	Score
Kindergarten - M Barlow	4	388	4	389				
<b>All Classrooms</b>	<b>4</b>	<b>388</b>	<b>4</b>	<b>389</b>				

## April - July (Overall Math)

Classroom	Monthly Averages: Kindergarten - Overall Math							
	April		May		June		July	
	Students	Score	Students	Score	Students	Score	Students	Score
Kindergarten - M Barlow								
<b>All Classrooms</b>								

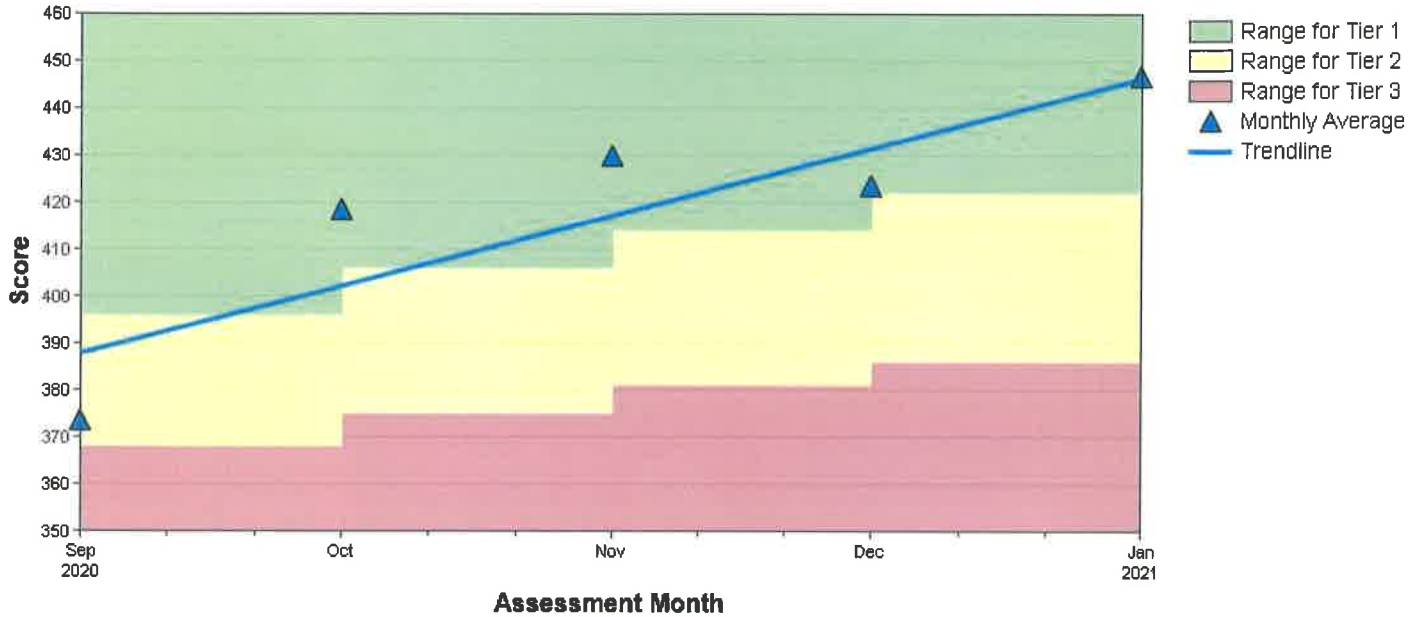


# ISIP™ Math results for Marathon School



Marathon Ind School District - 2020/2021  
as of Wed Jan 20 2021 02:42:26 PM (-06:00)

## 1st Grade - Overall Math



### August - November (Overall Math)

Classroom	Monthly Averages: 1st Grade - Overall Math							
	August		September		October		November	
	Students	Score	Students	Score	Students	Score	Students	Score
1st Grade - M Pinedo			4	381	3	418	3	430
<b>All Classrooms</b>			3	373	3	418	3	430

### December - March (Overall Math)

Classroom	Monthly Averages: 1st Grade - Overall Math							
	December		January		February		March	
	Students	Score	Students	Score	Students	Score	Students	Score
1st Grade - M Pinedo	5	423	5	447				
<b>All Classrooms</b>	5	423	5	447				

### April - July (Overall Math)

Classroom	Monthly Averages: 1st Grade - Overall Math							
	April		May		June		July	
	Students	Score	Students	Score	Students	Score	Students	Score
1st Grade - M Pinedo								
<b>All Classrooms</b>								

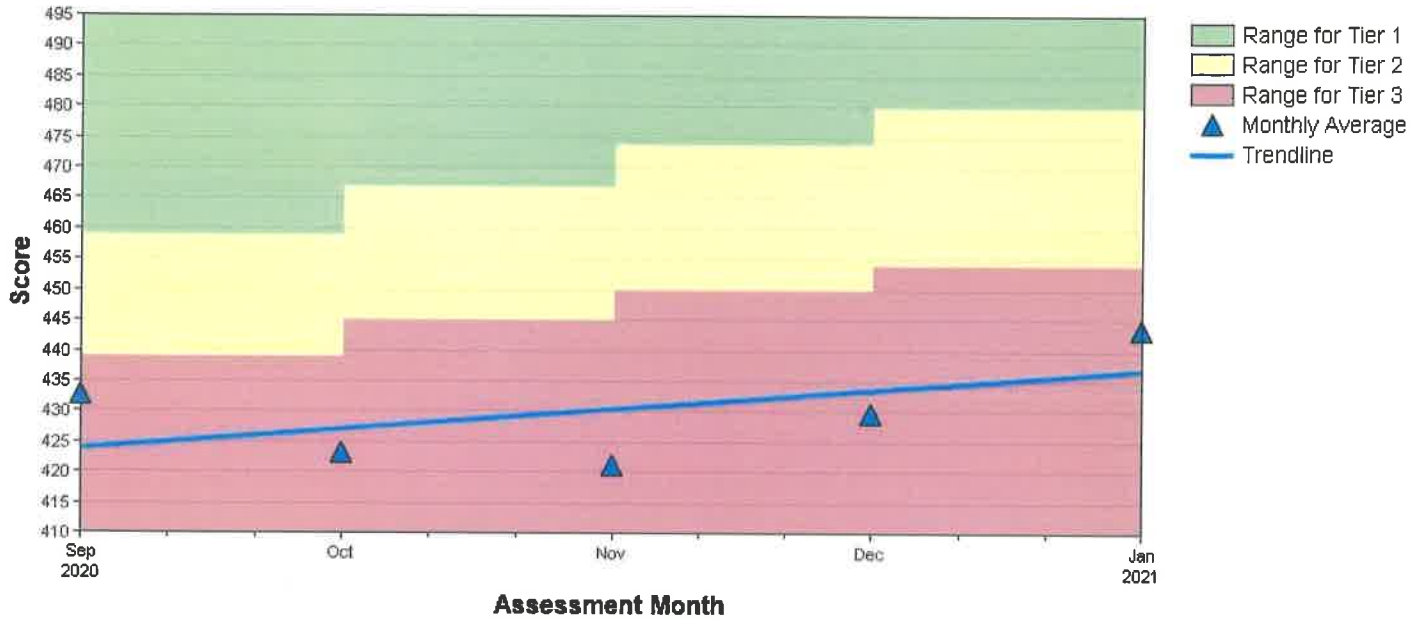


# ISIP™ Math results for Marathon School



Marathon Ind School District - 2020/2021  
as of Wed Jan 20 2021 02:46:15 PM (-06:00)

## 2nd Grade - Overall Math



### August - November (Overall Math)

Classroom	Monthly Averages: 2nd Grade - Overall Math							
	August		September		October		November	
	Students	Score	Students	Score	Students	Score	Students	Score
2nd Grade - M Pinedo			3	433	3	423	3	421
All Classrooms			3	433	3	423	3	421

### December - March (Overall Math)

Classroom	Monthly Averages: 2nd Grade - Overall Math							
	December		January		February		March	
	Students	Score	Students	Score	Students	Score	Students	Score
2nd Grade - M Pinedo	3	429	4	443				
All Classrooms	3	429	4	443				

### April - July (Overall Math)

Classroom	Monthly Averages: 2nd Grade - Overall Math							
	April		May		June		July	
	Students	Score	Students	Score	Students	Score	Students	Score
2nd Grade - M Pinedo								
All Classrooms								

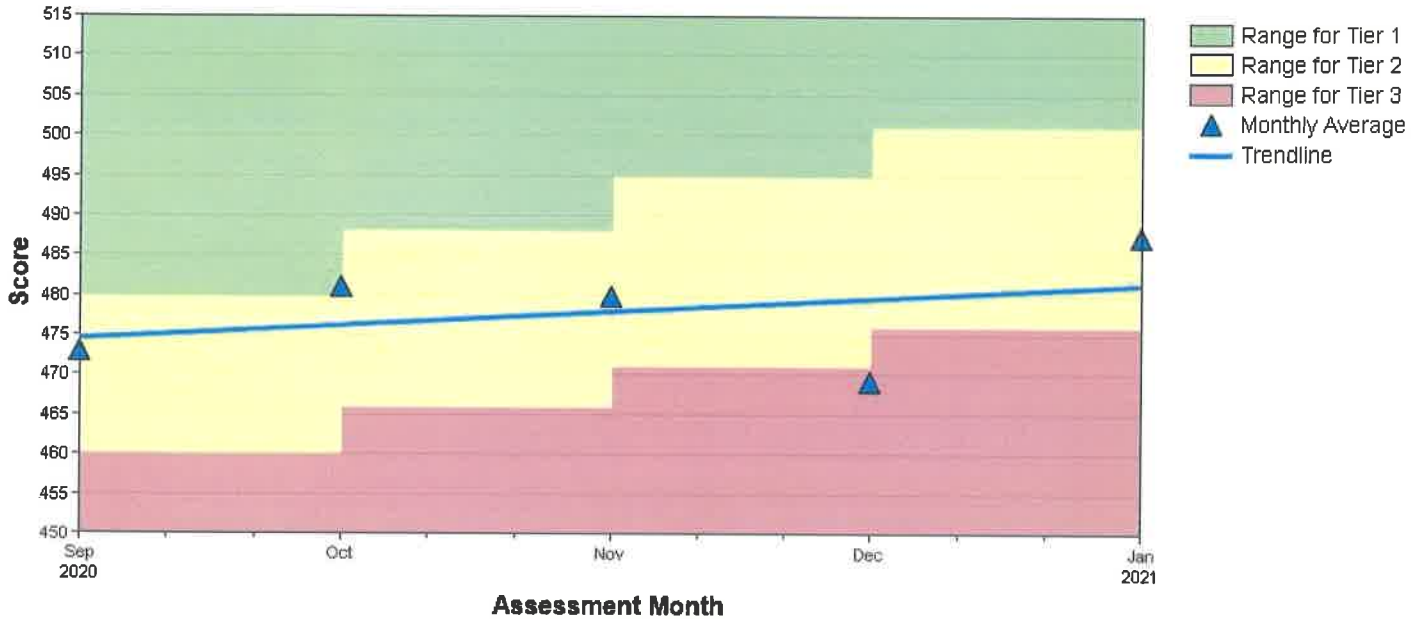


# ISIP™ Math results for Marathon School



Marathon Ind School District - 2020/2021  
as of Wed Jan 20 2021 02:43:08 PM (-06:00)

## 3rd Grade - Overall Math



### August - November (Overall Math)

Classroom	Monthly Averages: 3rd Grade - Overall Math							
	August		September		October		November	
	Students	Score	Students	Score	Students	Score	Students	Score
3rd Grade			2	473	2	481	2	480
All Classrooms			2	473	2	481	2	480

### December - March (Overall Math)

Classroom	Monthly Averages: 3rd Grade - Overall Math							
	December		January		February		March	
	Students	Score	Students	Score	Students	Score	Students	Score
3rd Grade	2	469	2	487				
All Classrooms	2	469	2	487				

### April - July (Overall Math)

Classroom	Monthly Averages: 3rd Grade - Overall Math							
	April		May		June		July	
	Students	Score	Students	Score	Students	Score	Students	Score
3rd Grade								
All Classrooms								

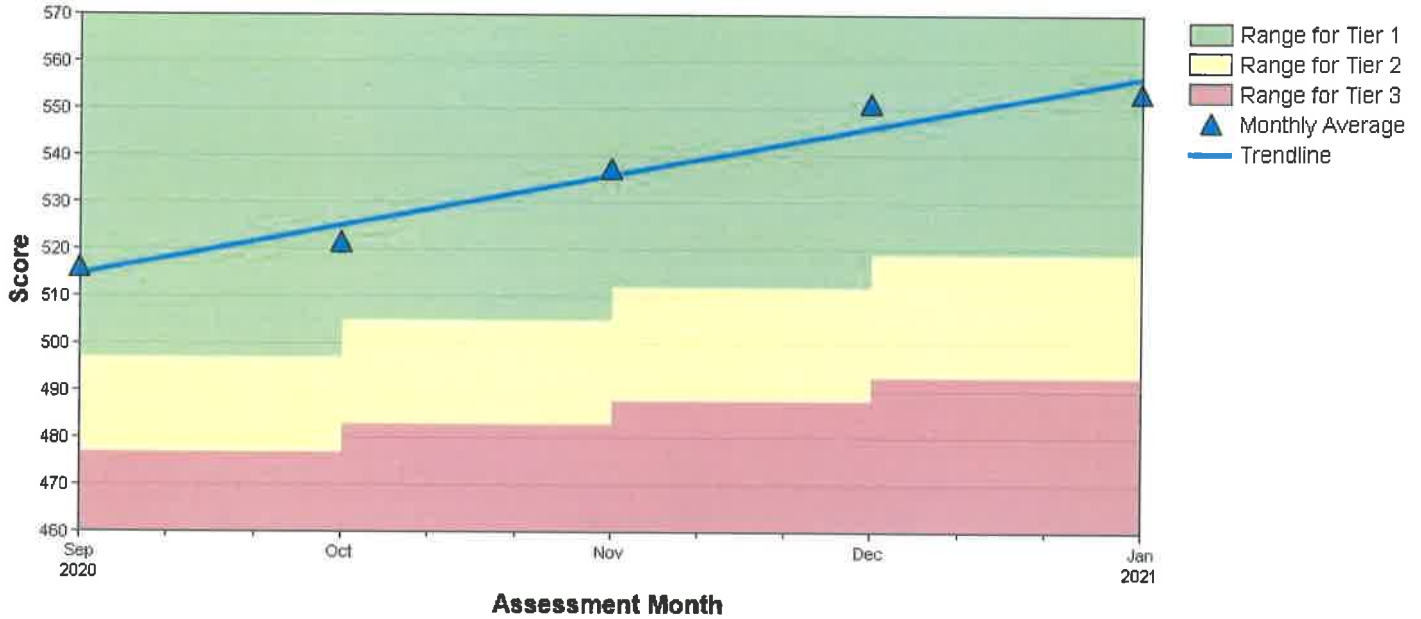


# ISIP™ Math results for Marathon School

Marathon Ind School District - 2020/2021  
as of Wed Jan 20 2021 02:43:40 PM (-06:00)



## 4th Grade - Overall Math



### August - November (Overall Math)

Monthly Averages: 4th Grade - Overall Math								
Classroom	August		September		October		November	
	Students	Score	Students	Score	Students	Score	Students	Score
4th Grade			3	516	3	521	3	537
All Classrooms			3	516	3	521	3	537

### December - March (Overall Math)

Monthly Averages: 4th Grade - Overall Math								
Classroom	December		January		February		March	
	Students	Score	Students	Score	Students	Score	Students	Score
4th Grade	3	551	3	553				
All Classrooms	3	551	3	553				

### April - July (Overall Math)

Monthly Averages: 4th Grade - Overall Math								
Classroom	April		May		June		July	
	Students	Score	Students	Score	Students	Score	Students	Score
4th Grade								
All Classrooms								

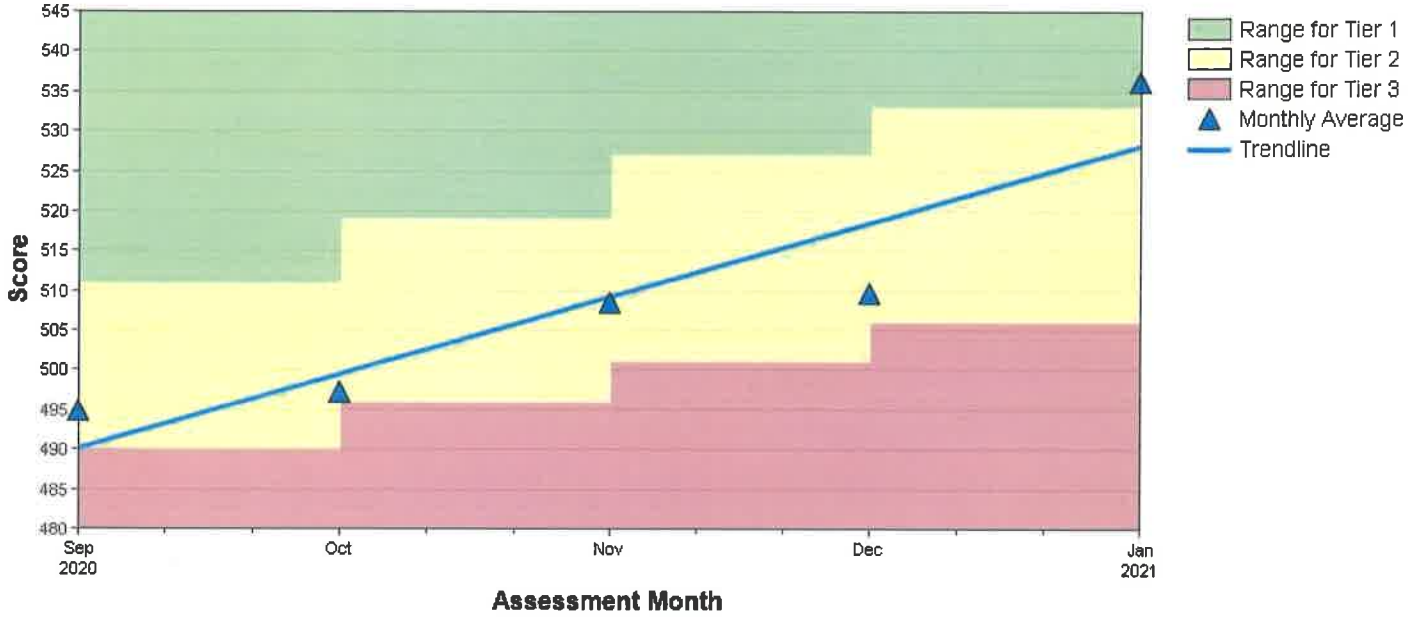


# ISIP™ Math results for Marathon School



Marathon Ind School District - 2020/2021  
as of Wed Jan 20 2021 02:44:07 PM (-06:00)

## 5th Grade - Overall Math



### August - November (Overall Math)

Classroom	Monthly Averages: 5th Grade - Overall Math							
	August		September		October		November	
	Students	Score	Students	Score	Students	Score	Students	Score
5th Grade			3	495	3	497	3	508
All Classrooms			3	495	3	497	3	508

### December - March (Overall Math)

Classroom	Monthly Averages: 5th Grade - Overall Math							
	December		January		February		March	
	Students	Score	Students	Score	Students	Score	Students	Score
5th Grade	3	510	3	536				
All Classrooms	3	510	3	536				

### April - July (Overall Math)

Classroom	Monthly Averages: 5th Grade - Overall Math							
	April		May		June		July	
	Students	Score	Students	Score	Students	Score	Students	Score
5th Grade								
All Classrooms								

2020-21

MOY

STAAR TEST

MATH

6<sup>TH</sup> GRADE STUDENTS

A	27/38	MISSED 22
B	22/38	
C	28/38	
D	19/38	
E	25/38	
F	ABSENT	

7<sup>TH</sup>

A	20/40
B	18/40
C	34/40
D	1/40

ALGEBRA I

A	26/54	
B	49/54	
C	43/54	
D	31/54	
E	34/54	
F	28/54	
G	21/43	DID NOT FINISH IN TIME

Benchmark results for fall semester 2020 ELA

Names	6 <sup>th</sup> Grade	Test score total	Without the study guide points	NOTES
				Did not take the test.
		90	85	
		50	45	
		70	65	
		84	79	
		87	82	
	<b>7<sup>th</sup> grade</b>			
		89	84	
		90	85	
		77	72	
		74	69	
	<b>8<sup>th</sup> grade</b>			
		98	93	
		99	94	
		97	92	
		95	90	
		98	93	
		89	84	
	<b>9<sup>th</sup> grade</b>			
		90	85	
		91	86	
		98	93	
		95	90	
	<b>10 grade</b>			
		79	74	
		87	82	
		X	X	EOC
		X	X	EOC
	<b>11<sup>th</sup> grade</b>			
		99	94	
		95	91	


# Star Annual Progress Report

## Star Early Literacy Enterprise Assessment (English)

School	Teacher	Class	Groups	Date Range	Demographics	Scale	Benchmark Type
Marathon School	Barlow, Melissa	Kinder	Whole Class	08/01/20-08/01/21	All Demographics	Star Enterprise Scale	District



Student: [Redacted]  
 Grade: **K** Teacher: **Barlow, M.** Class/Group: **Kinder**



**Star Early Literacy Test Scores**

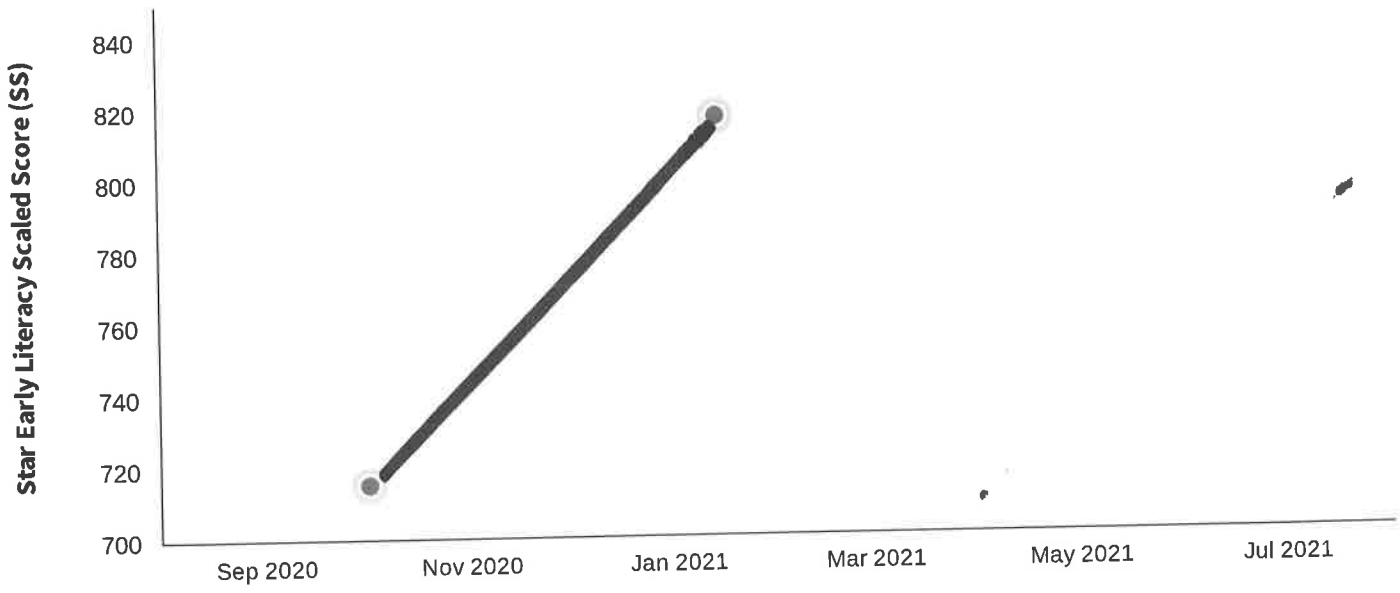
● At/Above Benchmark ● On Watch ● Intervention ● Urgent Intervention

→ **Trend line** is statistically calculated after four or more tests to show the direction the scores are moving.

Test ▲	Test Date	SS	GE	PR	PR Range	NCE	IRL	ZPD
1	01/25/21	615	0.6	57	34 - 76	53.7	0.0	-
2	10/02/20	472	0.0	25	12 - 41	35.8	0.0	-

Student **B**  
 Hernandez, Arne

Grade **K** Teacher **Barlow, M.** Class/Group **Kinder**



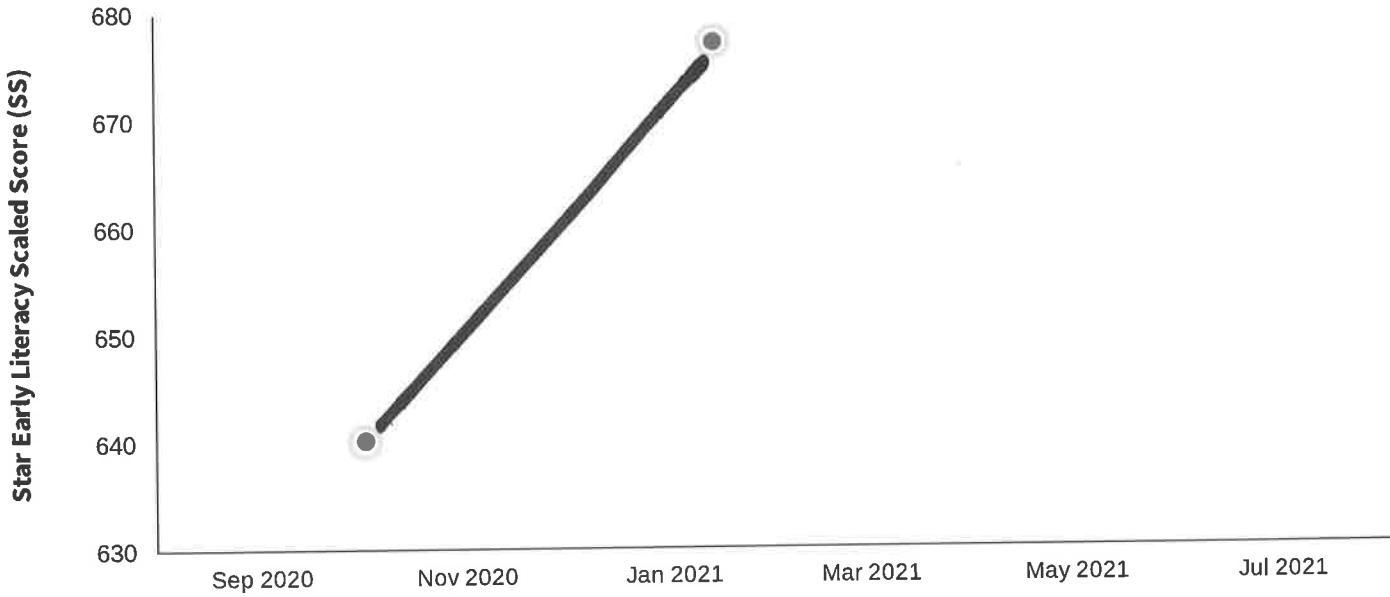
**Star Early Literacy Test Scores**

● At/Above Benchmark ● On Watch ● Intervention ● Urgent Intervention  
 → Trend line is statistically calculated after four or more tests to show the direction the scores are moving.

Test ▲	Test Date	SS	GE	PR	PR Range	NCE	IRL	ZPD
1	01/13/21	817	2.3	98	95 - 99	93.3	0.0	-
2	10/01/20	715	1.2	93	86 - 97	81.1	0.0	-



Grade **K** Teacher **Barlow, M.** Class/Group **Kinder**



**Star Early Literacy Test Scores**

- At/Above Benchmark
- On Watch
- Intervention
- Urgent Intervention

→ **Trend line** is statistically calculated after four or more tests to show the direction the scores are moving.

Test ▲	Test Date	SS	GE	PR	PRRange	NCE	IRL	ZPD
1	01/13/21	677	1.0	76	57 - 89	64.9	0.0	-
2	10/01/20	640	0.7	82	66 - 91	69.3	0.0	-

# Online Courses - Jan. 2021

## Spanish 1 - TXVSN

[Redacted]	88
[Redacted]	No grade
[Redacted]	61
[Redacted]	98
[Redacted]	52
[Redacted]	92
[Redacted]	90

## Spanish 2 - TXVSN

[Redacted]	91
[Redacted]	87
[Redacted]	88
[Redacted]	60
[Redacted]	50

## Odessa Grades

[Redacted]	[Redacted]	Art Appreciation	75
[Redacted]	[Redacted]	Art History	81
[Redacted]	[Redacted]	Art History	80
[Redacted]	[Redacted]	US History	65
[Redacted]	[Redacted]	US History	60
[Redacted]	[Redacted]	US History	100
[Redacted]	[Redacted]	US History	65
[Redacted]	[Redacted]	US History	85
[Redacted]	[Redacted]	US History	100
[Redacted]	[Redacted]	Statistics	100
[Redacted]	[Redacted]	Statistics	100
[Redacted]	[Redacted]	Precalculus	60
[Redacted]	[Redacted]	Medical Terminology	77
[Redacted]	[Redacted]	Spanish II	60
[Redacted]	[Redacted]	Spanish II	100
[Redacted]	[Redacted]	Spanish II	80

[Redacted] World History 70

[Redacted] Health 70

[Redacted] Art 1-B 95

World Geography A

[Redacted] 85

[Redacted] 85

World Geography B

[Redacted] 60

[Redacted] 100

[Redacted] 75

[Redacted] 100

## **Dress and Grooming (All Grade Levels)**

The District's dress code is established to teach grooming and hygiene, prevent disruption, and minimize safety hazards. Students and parents may determine a student's personal dress and grooming standards, provided that they comply with the following:

- All students must wear street shoes. Shoes must have a hard sole. Shower shoes, beach/water shoes, rubber flip-flops and house slippers are not permitted.
- Students may wear wind suits (no flannel/fleece warm-ups will be permitted)
- **Clothing that is torn, or has holes beyond three inches above the knee is not permitted.**
- Students may not wear athletic, biker, or fringed pants or cut-off shorts.
- All garments must not be shorter than 3 inches above the center of the knee. Leggings or other stocking type pants will not change the garment length requirement. This includes all skirts, the slit in the skirts, shorts or any other garment.
- Collared, button-up dress shirts, or shirts with tails must be tucked in, while all other T-shirts and Polo knit shirts must be tucked in only if the length of the shirt exceeds the fingertips of the student.
- Heavy coats and oversized jackets must be placed in lockers when entering the building. Hooded garments must be worn with the hood down all times.
- Baggy pants and baggy shorts are not allowed (if pants or shorts are sagging a belt must be worn). Pants and shorts must be worn at the natural waistline. Under no circumstance will undergarments be visible.
- Clothing shall not have writing, pictures, messages, or any other images of controversial, sexual, sexually suggestive nature, nor should the clothing glorify or suggest association with street gangs. Clothing should not be associated with any group that could be construed to have association with drugs, alcohol, tobacco, sex violence, or other actions not deemed appropriate by school officials. No clothing displaying numbers with sexual or gang related connotations will be allowed.
- **No distracting haircuts (rat-tails, ducktails, mohawks, ~~or ponytails (boys)~~, etc.) will be allowed.** Hair may not be dyed an unnatural color (purple, green, orange, white, red, etc.). Light tinting is allowed as long as it is not considered distracting by school officials.
- Make-up and other artificial skin coloring shall not be distracting or disruptive. Tattoos must not be visible at any time while at school or when participating in a school sponsored or related activity on or off campus. This includes artificially induced scars produced purposely to resemble or represent something else.
- No head coverings of any kind shall be allowed in building during school hours.

- No sunglasses shall be allowed in the building.
- No chains of any kind are allowed.
- No visible body piercing.
- No muscle shirts, tank tops, halters, string tops or tops that expose the midsection (midriff), cleavage or back.
- No undergarment of any type should be visible.
- Facial hair will not be permitted. Side burns may not extend beyond the earlobes.
- Boys may not have any visible body piercing to include earrings.
- Girls may not have any visible body piercing with the exception of earrings.
- Shirt straps must measure at least two fingers in width.
- The principal will determine if clothing or attire not addressed in this policy creates a distraction to the educational process and may prohibit that clothing or attire for his or her campus. Administrators have the discretion to determine the appropriateness of dress and grooming and to make special exceptions, including for religious or medical necessities.

If the principal or superintendent determines that a student's grooming or clothing violates the school's dress code, the student will be given an opportunity to correct the problem at school. If not corrected, the student may be assigned to in-school suspension for the remainder of the day, until the problem is corrected, or until a parent or designee brings an acceptable change of clothing to the school. Repeated offenses may result in more serious disciplinary action in accordance with the Student Code of Conduct.

Thank you for your interest in this year's Project Celebration grants. TxDOT has reached its final school selections to receive funding for calendar year 2021.

**Due to only receiving correctly completed Intent Forms from 18 schools, TxDOT will be able to increase the funding amount from the original \$700.00 to \$750.00 per school!**

Congratulations to the following selected schools:

1. Del Valle
2. El Paso
3. Tornillo
- 4. Marathon**
5. Alpine
6. Coronado
7. Andress
8. Irvin
9. Chapin
10. Jefferson/Silva
11. Transmountain ECHS
12. Burges
13. Franklin
14. Bowie
15. Austin
16. Hanks
17. Fabens
18. CCTA

These 18 schools will be receiving further information & instructions in a separate email within the next 2 weeks.

Should you have any questions or comments, please do not hesitate to contact me.

Respectfully,

***Monica G. O'Kane, CPST-I***

Traffic Safety Specialist – El Paso

Behavioral Traffic Safety Section – Traffic Safety Division

13301 Gateway Blvd. West

El Paso, TX 79928

Office: 915.790.4384

Cell: 915.342-0892

E-mail: [Monica.OKane@txdot.gov](mailto:Monica.OKane@txdot.gov)

# MID-YEAR 2020-21 STAFF SURVEY



PAID FEATURE

Export your survey data in .PDF, .XLS, .CSV, .PPTX, or SPSS format.

UPGRADE

Learn more »

Marathon ISD



→ COLLECT RESPONSES → ANALYZE RESULTS → PRESENT RESULTS



RESPONDENTS: 8 of 8

QUESTION SUMMARIES

INSIGHTS AND DATA TRENDS

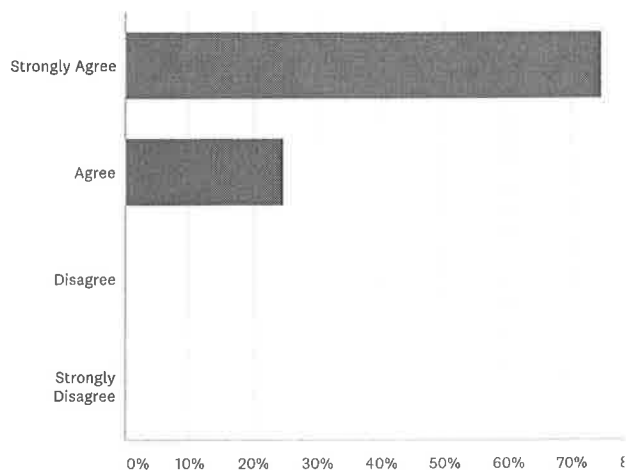
IND

Page 1

Q1

I have adequate resources to be successful in my wor

Answered: 8 Skipped: 0



ANSWER CHOICES

RESPONSE

Strongly Agree	75.00%
Agree	25.00%
Disagree	0.00%
Strongly Disagree	0.00%


Total Respondents: 8

Comments (0)

Q2

I enjoy working with my co-workers and feel supporte

Answered: 8 Skipped: 0



71





EXPORTS

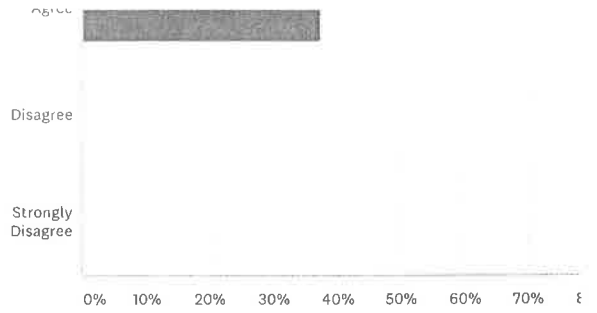


PAID FEATURE

Export your survey data in .PDF, .XLS, .CSV, .PPTX, or SPSS format.

UPGRADE

Learn more »



ANSWER CHOICES

RESPONSE:

Strongly Agree	62.50%
Agree	37.50%
Disagree	0.00%
Strongly Disagree	0.00%

Total Respondents: 8

Comments (1)

RESPONSES (1) WORD CLOUD TAGS (0)



Add tags

Filter by tag

Showing 1 response



strong team that shares ideas and support

12/16/2020 9:08 AM

Vi

Q3

Overall, the students are well-behaved and motivated

Answered: 8 Skipped: 0

Strongly Agree



72

Agree





EXPORTS

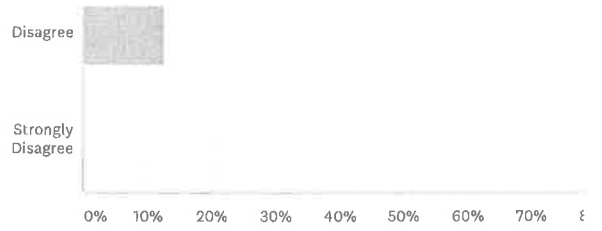


PAID FEATURE

Export your survey data in .PDF, .XLS, .CSV, .PPTX, or SPSS format.

UPGRADE

Learn more »



ANSWER CHOICES

RESPONSE:

Strongly Agree	50.00%
Agree	50.00%
Disagree	12.50%
Strongly Disagree	0.00%

Total Respondents: 8

Comments (1)

RESPONSES (1) WORD CLOUD TAGS (0)

Add tags  Filter by tag

Showing 1 response

We have great students!


12/16/2020 9:08 AM

View

Q4

I feel supported by the administration.

Answered: 8 Skipped: 0



73





EXPORTS



PAID FEATURE

Export your survey data in .PDF, .XLS, .CSV, .PPTX, or SPSS format.

UPGRADE

Learn more »



Strongly Disagree

0% 10% 20% 30% 40% 50% 60% 70% 80%

ANSWER CHOICES

RESPONSE:

Strongly Agree	87.50%
Agree	12.50%
Disagree	0.00%
Strongly Disagree	0.00%

Total Respondents: 8

Comments (1)

RESPONSES (1) WORD CLOUD TAGS (0)

Add tags Filter by tag

Showing 1 response

I appreciate the support and communication!


12/16/2020 9:08 AM

View

Q5

Communication is timely and thorough.

Answered: 8 Skipped: 0





EXPORTS



PAID FEATURE

Export your survey data in .PDF, .XLS, .CSV, .PPTX, or SPSS format.

UPGRADE

Learn more »



0% 10% 20% 30% 40% 50% 60% 70%

ANSWER CHOICES

RESPONSE

Strongly Agree	62.50%
Agree	37.50%
Disagree	0.00%
Strongly Disagree	0.00%

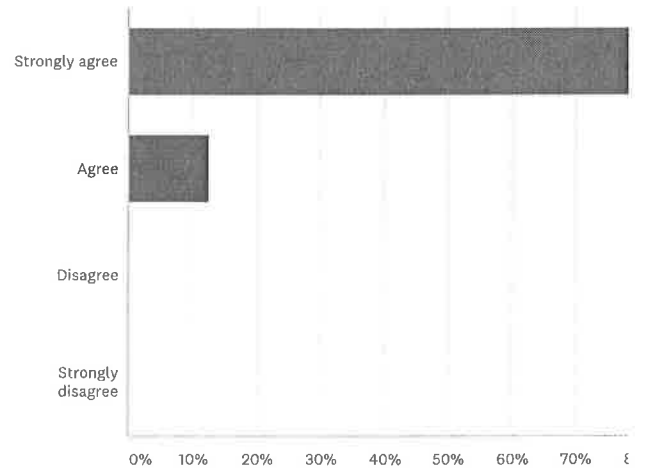
Total Respondents: 8

Comments (0)

Q6

I feel like my feedback is valued.

Answered: 8 Skipped: 0



ANSWER CHOICES

RESPONSE

Strongly agree	87.50%
Agree	12.50%
Disagree	0.00%
Strongly disagree	0.00%

TOTAL

Comments (0)

Q7

I feel supported by the school board and parents.

Answered: 8 Skipped: 0

75

Strongly Agree





EXPORTS

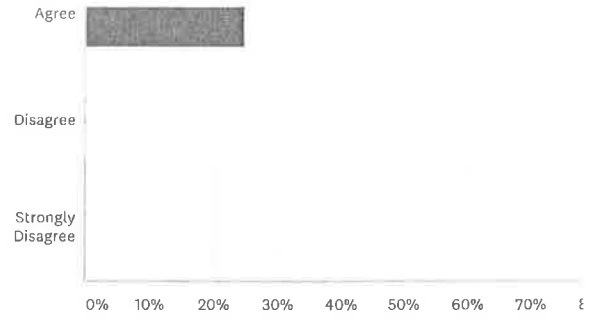


PAID FEATURE

Export your survey data in .PDF, .XLS, .CSV, .PPTX, or SPSS format.

UPGRADE

Learn more »



ANSWER CHOICES

RESPONSE

Strongly Agree	75.00%
Agree	25.00%
Disagree	0.00%
Strongly Disagree	0.00%

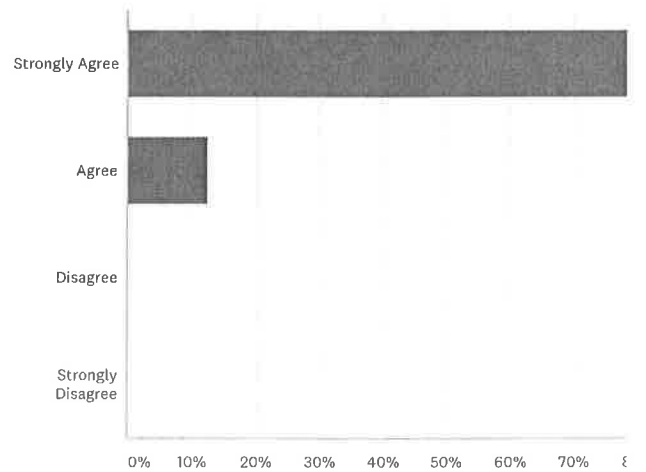
Total Respondents: 8

Comments (0)

Q8

Overall, I enjoy working in Marathon ISD.

Answered: 8 Skipped: 0



ANSWER CHOICES

RESPONSE

Strongly Agree	87.50%
Agree	12.50%
Disagree	0.00%
Strongly Disagree	0.00%

Total Respondents: 8

Comments (2)

RESPONSES (2) WORD CLOUD TAGS (0)

Add tags

Filter by tag

76



ANSWER CHOICES

RESPONSE



EXPORTS



PAID FEATURE

Export your survey data in .PDF, .XLS, .CSV, .PPTX, or SPSS format.

**UPGRADE**

[Learn more »](#)



I feel blessed to work in this school district, We have great kids and a great staff!

12/17/2020 2:50 PM

[View](#)



I really do enjoy working here with our students, teachers and parents!

12/16/2020 9:08 AM

[View](#)



# MID-YEAR 2020-21 STUDENT SURVEY

PAID FEATURE  
Export your survey data in .PDF, .XLS, .CSV,  
.PPTX, or SPSS format.

21--Marathon ISD



**UPGRADE** Learn more »

→ COLLECT RESPONSES → ANALYZE RESULTS → PRESENT RESULTS

RESPONDENTS: 19 of 19

QUESTION SUMMARIES

INSIGHTS AND DATA TRENDS

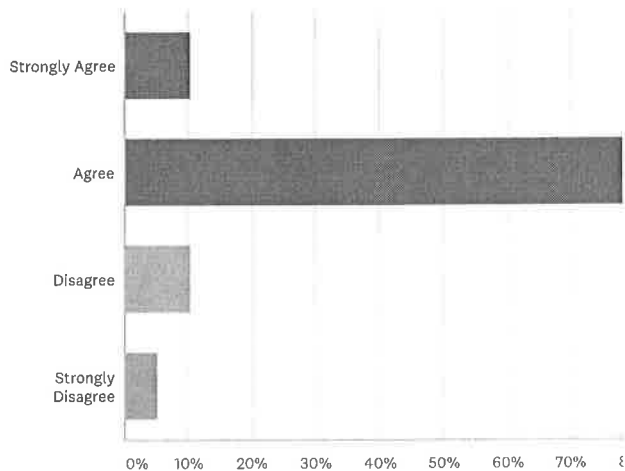
IND

Page 1

Q1

I enjoy my Marathon ISD classes and feel challenged

Answered: 19 Skipped: 0



ANSWER CHOICES

RESPONSES

Strongly Agree	10.53%
Agree	84.21%
Disagree	10.53%
Strongly Disagree	5.26%

Total Respondents: 19

Comments (2)

RESPONSES (2) WORD CLOUD TAGS (0)

Add tags  Filter by tag

Showing 2 responses

I don't really feel that I am challenged in some classes, I find myself having to help other state testing. I wish the students that are struggling and need extra help could just me k we can move on with our lessons. I enjoy every single teacher though.

12/14/2020 6:22 PM

View

78

made more fun activities

RESPONSES



EXPORTS



PAID FEATURE

Export your survey data in .PDF, .XLS, .CSV, .PPTX, or SPSS format.

UPGRADE

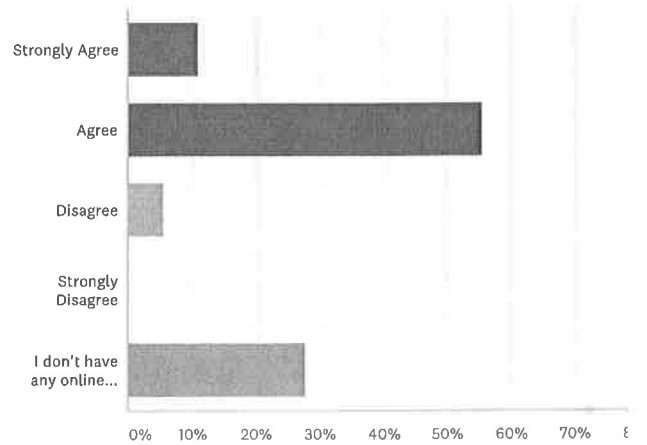
Learn more »



Q2

I enjoy my online classes and feel challenged in them

Answered: 18 Skipped: 1



ANSWER CHOICES

- ▼ Strongly Agree
- ▼ Agree
- ▼ Disagree
- ▼ Strongly Disagree
- ▼ I don't have any online classes.

TOTAL

Comments (0)

Q3

I have the necessary tools and resources (for example successful in my classes.

Answered: 19 Skipped: 0





EXPORTS

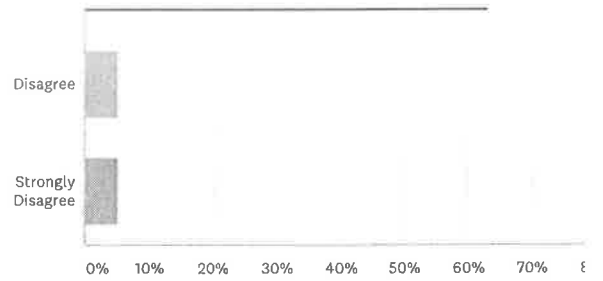


PAID FEATURE

Export your survey data in .PDF, .XLS, .CSV, .PPTX, or SPSS format.

UPGRADE

Learn more »



ANSWER CHOICES

RESPONSE

Strongly Agree	26.32%
Agree	63.16%
Disagree	5.26%
Strongly Disagree	5.26%

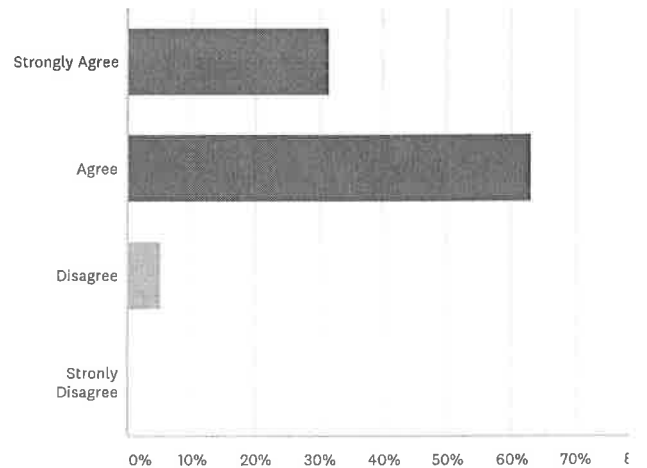
TOTAL

Comments (0)

Q4

My teachers are friendly and helpful.

Answered: 19 Skipped: 0



ANSWER CHOICES

RESPONSE

Strongly Agree	31.58%
Agree	63.16%
Disagree	5.26%
Strongly Disagree	0.00%

Total Respondents: 19

Comments (1)

RESPONSES (1) WORD CLOUD TAGS (0)

Add tags

Filter by tag

80

Showing 1 response

ANSWER CHOICES RESPONSE

They are all very open to any questions or concerns about our lesson.

12/14/2020 6:22 PM

VII

EXPORTS ?

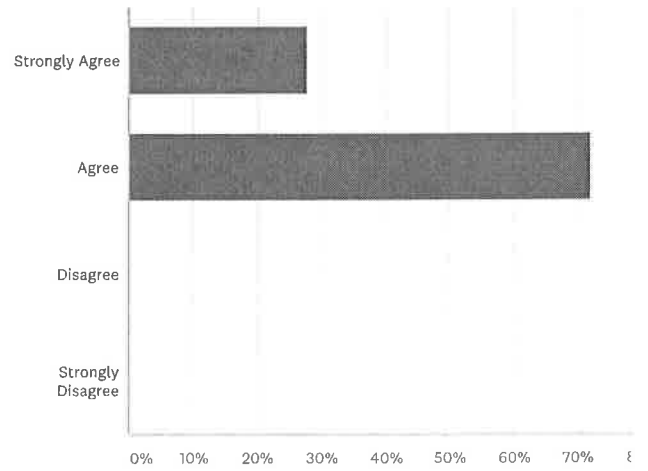
PAID FEATURE  
Export your survey data in .PDF, .XLS, .CSV, .PPTX, or SPSS format.

**UPGRADE** Learn more »

### Q5

I benefit from the academic, leadership, and social op during Flex period and other parts of the day.

Answered: 18 Skipped: 1



ANSWER CHOICES	RESPONSI
Strongly Agree	27.78%
Agree	72.22%
Disagree	0.00%
Strongly Disagree	0.00%

Total Respondents: 18

Comments (4)

RESPONSES (4) WORD CLOUD TAGS (0)

Add tags  Filter by tag

Showing 4 responses

81

AN ERDICES helpful when I am behind in a class.



RESPONSI



EXPORTS



PAID FEATURE

Export your survey data in .PDF, .XLS, .CSV, .PPTX, or SPSS format.

UPGRADE

Learn more »



12/14/2020 6:22 PM

Vii



We should use this time for small field trips

12/14/2020 9:47 AM

Vii



wish we didn't use flex for assembles and other things

12/14/2020 9:37 AM

Vii



?

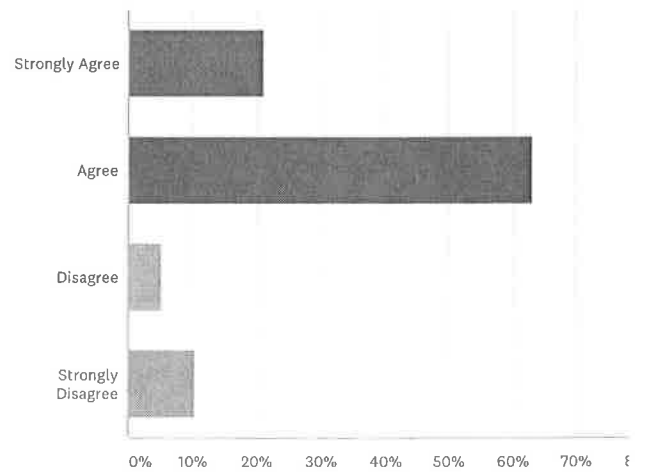
12/14/2020 9:09 AM

Vii

Q6

The amount and quality of homework is appropriate.

Answered: 19 Skipped: 0



ANSWER CHOICES

RESPONSES

Strongly Agree

21.05%

Agree

63.16%

Disagree

5.26%

Strongly Disagree

10.53%

Total Respondents: 19

Comments (0)

Q7

I feel safe and respected at school.

Answered: 19 Skipped: 0

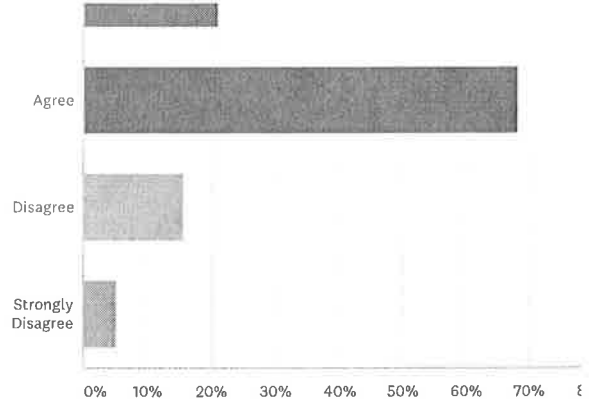
82

Strongly Agree



**PAID FEATURE**  
Export your survey data in .PDF, .XLS, .CSV, .PPTX, or SPSS format.

**UPGRADE** [Learn more »](#)



ANSWER CHOICES	RESPONSE
Strongly Agree	21.05%
Agree	68.42%
Disagree	15.79%
Strongly Disagree	5.26%

**Total Respondents: 19**

Comments (1)

RESPONSES (1) WORD CLOUD TAGS (0)

Add tags ▼  Filter by tag ▼

Showing 1 response

I feel respected by my teachers, administration, and most of my peers. But, I do have coi  
12/14/2020 6:22 PM Vi

Q8

I enjoy eating the food offered at breakfast.

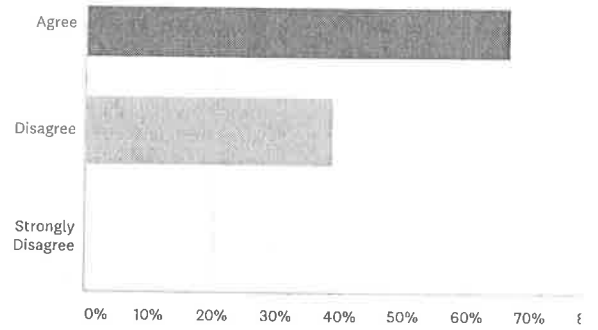
Answered: 18 Skipped: 1



EXPORTS

PAID FEATURE  
Export your survey data in .PDF, .XLS, .CSV, .PPTX, or SPSS format.

UPGRADE Learn more »



ANSWER CHOICES	RESPONSE
Strongly Agree	16.67%
Agree	66.67%
Disagree	38.89%
Strongly Disagree	0.00%

Total Respondents: 18

Comments (6)

RESPONSES (6) WORD CLOUD TAGS (0)

Add tags  Filter by tag

Showing 6 responses

- 12/14/2020 1:29 PM View r
- More apple/cherry stroodles  
12/14/2020 11:39 AM View r
- more apple strudels  
12/14/2020 9:47 AM View r
- could have more on apple straddles cause every one wants one but doesnt get one  
12/14/2020 9:37 AM View r
- I do not usually eat the breakfast at school.  
12/14/2020 8:12 AM View r

Q9

The principal and superintendent are friendly and hel

Answered: 19 Skipped: 0

Strongly Agree

84

Agree



EXPORTS

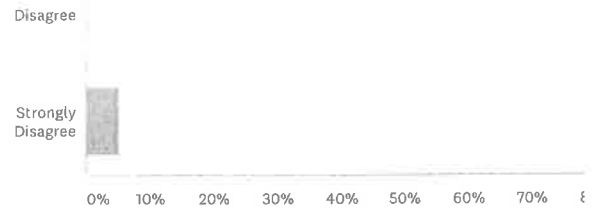


PAID FEATURE

Export your survey data in .PDF, .XLS, .CSV, .PPTX, or SPSS format.

UPGRADE

Learn more »



ANSWER CHOICES

RESPONSES

Strongly Agree	47.37%
Agree	57.89%
Disagree	0.00%
Strongly Disagree	5.26%

Total Respondents: 19

Comments (2)

RESPONSES (2) WORD CLOUD TAGS (0)

Add tags  Filter by tag

Showing 2 responses


They are doing great!  
12/14/2020 6:22 PM View

haha just kidding  
12/14/2020 9:47 AM View

Q10

Overall, I enjoy being a student in Marathon ISD.

Answered: 18 Skipped: 1

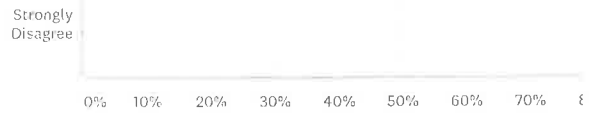


85



**PAID FEATURE**  
Export your survey data in .PDF, .XLS, .CSV, .PPTX, or SPSS format.

**UPGRADE** [Learn more »](#)



ANSWER CHOICES	RESPONSES
Strongly Agree	44.44%
Agree	44.44%
Disagree	11.11%
Strongly Disagree	0.00%

Total Respondents: 18

Comments (1)

RESPONSES (1) WORD CLOUD TAGS (0)

Add tags ▼  Filter by tag ▼

Showing 1 response

I don't really know, maybe

12/14/2020 9:09 AM

View

ENGLISH



# MID-YEAR 2020-21 PARENT SURVEY

--Marathon ISD



PAID FEATURE

Export your survey data in .PDF, .XLS, .CSV, .PPTX, or SPSS format.

UPGRADE

Learn more »

COLLECT RESPONSES → ANALYZE RESULTS → PRESENT RESULTS

RESPONDENTS: 13 of 13

QUESTION SUMMARIES

INSIGHTS AND DATA TRENDS

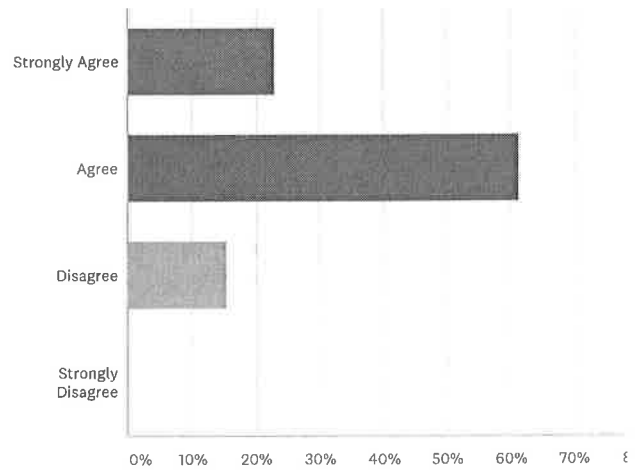
IND

Page 1

Q1

My student feels challenged in his/her classes.

Answered: 13 Skipped: 0



ANSWER CHOICES

RESPONSES

Strongly Agree

23.08%

Agree

61.54%

Disagree

15.38%

Strongly Disagree

0.00%

Total Respondents: 13

Comments (3)

RESPONSES (3)

WORD CLOUD

TAGS (0)

Add tags

Filter by tag

Showing 3 responses

When grade levels are combined, my kids frequently feel like the 'other grade' which is out of the attention and my kids complain of feeling left out

12/16/2020 10:09 AM

View

87

Sometimes my child feels challenged.

ANSWER CHOICES

RESPONSES

12/16/2020 10:30 AM

EXPORTS ?

PAID FEATURE  
Export your survey data in .PDF, .XLS, .CSV, .PPTX, or SPSS format.

**UPGRADE** [Learn more »](#)

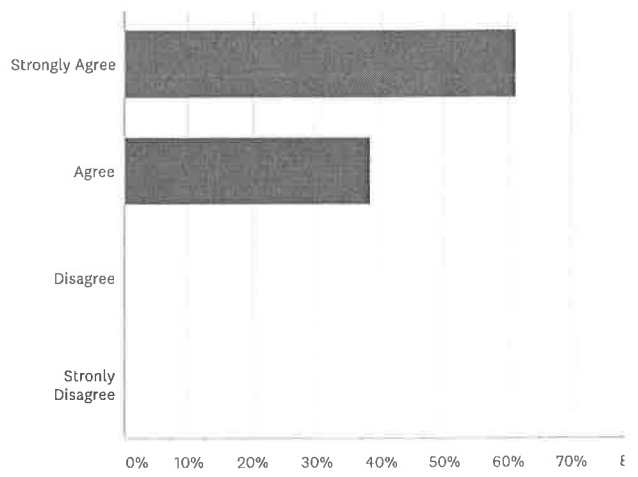
Our child has been helping teachers help other students so we are worried she is not be on with the curriculum and have kids come in before school or after school if needed so expressed recently she is worried about STARR Test which is something she has never e

12/14/2020 1:47 PM Vi

Q2

My student's teachers are friendly and helpful.

Answered: 13 Skipped: 0



ANSWER CHOICES	RESPONSE
Strongly Agree	61.54%
Agree	38.46%
Disagree	0.00%
Strongly Disagree	0.00%

Total Respondents: 13

Comments (3)

RESPONSES (3) WORD CLOUD TAGS (0)

Add tags Filter by tag

Showing 3 responses

Our current teachers and administrators are wonderful

12/16/2020 10:09 AM Vi

They are a lot of help.

12/15/2020 10:30 AM Vi

They are doing the best they can but need help in getting children to take things serious  
 AN... ER CHOICES happening in the classrooms and the children need more than a slap on the RESPONSI

EXPORTS

PAID FEATURE

Export your survey data in .PDF, .XLS, .CSV, .PPTX, or SPSS format.

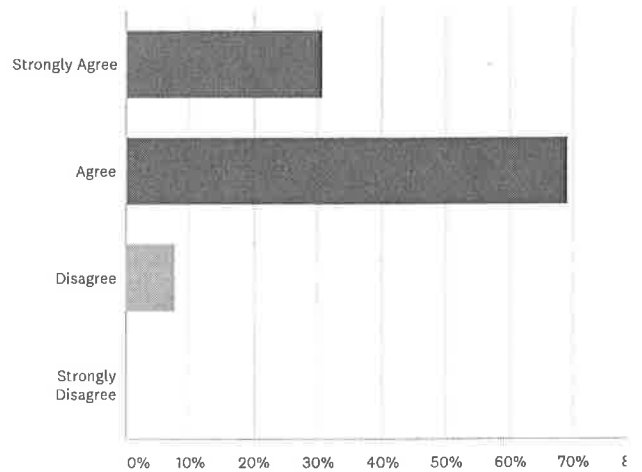
UPGRADE

Learn more »

Q3

My student benefits from the academic, leadership, a offered during Flex period and other parts of the day.

Answered: 13 Skipped: 0



ANSWER CHOICES

RESPONSES

Strongly Agree	30.77%
Agree	69.23%
Disagree	7.69%
Strongly Disagree	0.00%

Total Respondents: 13

Comments (5)

RESPONSES (5) WORD CLOUD TAGS (0)

Add tags

Filter by tag

Showing 5 responses

it sound like most of the time it is social hour. Every once in a while I hear that they used rest of the class and teacher are on board.

12/15/2020 4:20 PM

View r

My child like flex to do east sports and finish his work

12/15/2020 10:30 AM

View r



EXPORTS



12/14/2020 1:47 PM

View r



PAID FEATURE

Export your survey data in .PDF, .XLS, .CSV, .PPTX, or SPSS format.

UPGRADE

Learn more »



I don't know what they are doing during flex!

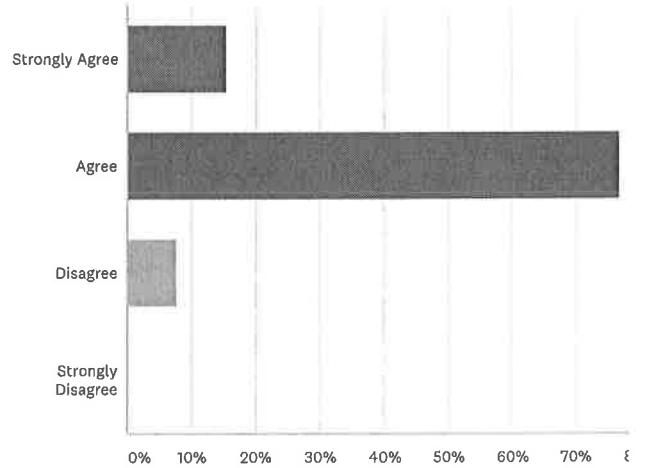
12/14/2020 10:55 AM

View r

Q4

The amount and quality of homework is appropriate.

Answered: 13 Skipped: 0



ANSWER CHOICES

RESPONSI

Strongly Agree	15.38%
Agree	76.92%
Disagree	7.69%
Strongly Disagree	0.00%

Total Respondents: 13

Comments (2)

RESPONSES (2) WORD CLOUD TAGS (0)



Add tags

Filter by tag

Showing 2 responses



I think my child has good amount of home work.

12/15/2020 10:30 AM

Vi



Not much at all which is good but at the same time if she was being challenged to better

12/14/2020 1:47 PM

Vi

90

ANSWER CHOICES

RESPONSI



EXPORTS



PAID FEATURE

Export your survey data in .PDF, .XLS, .CSV, .PPTX, or SPSS format.

UPGRADE

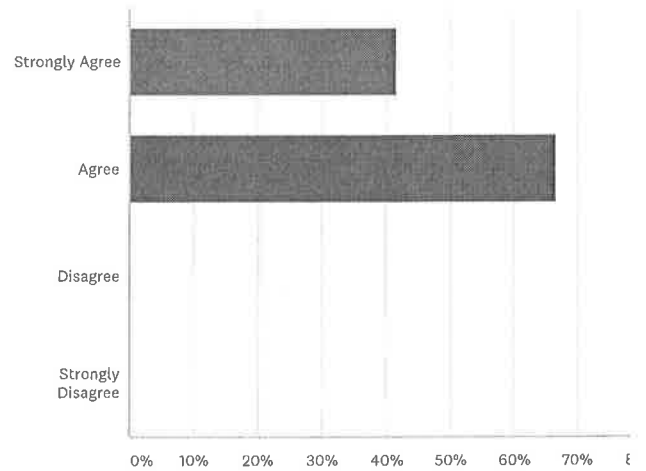
Learn more »



Q5

My student feels safe and valued at school.

Answered: 12 Skipped: 1



ANSWER CHOICES

RESPONSI

Strongly Agree	41.67%
Agree	66.67%
Disagree	0.00%
Strongly Disagree	0.00%

Total Respondents: 12

Comments (2)

RESPONSES (2) WORD CLOUD TAGS (0)

Add tags Filter by tag

Showing 2 responses

- I strongly agree. 12/15/2020 10:30 AM Vi
- She is valued and everyone sees her worth but, we are trying to visit with administration 12/14/2020 1:47 PM Vi



EXPORTS



PAID FEATURE

Export your survey data in .PDF, .XLS, .CSV, .PPTX, or SPSS format.

UPGRADE

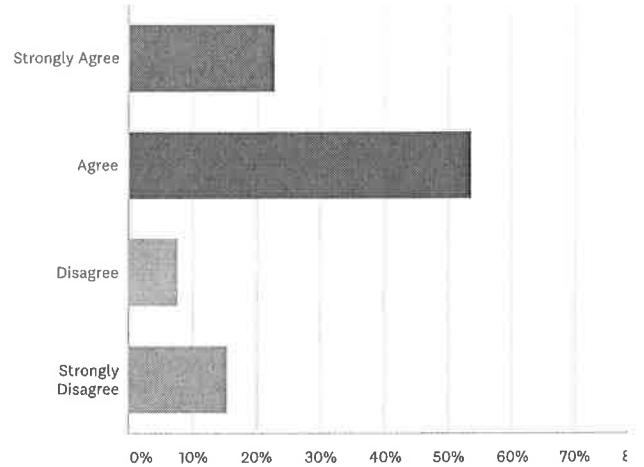
Learn more »



Q6

My student enjoys eating the food offered at breakfast

Answered: 13 Skipped: 0



ANSWER CHOICES

RESPONSES

Strongly Agree	23.08%
Agree	53.85%
Disagree	7.69%
Strongly Disagree	15.38%

Total Respondents: 13

Comments (2)

RESPONSES (2) WORD CLOUD TAGS (0)



Add tags



Filter by tag

Showing 2 responses



I hope they don't eat the breakfast. It's a sugar filled hot mess

12/16/2020 10:09 AM

View



I strongly agree

12/15/2020 10:30 AM

View



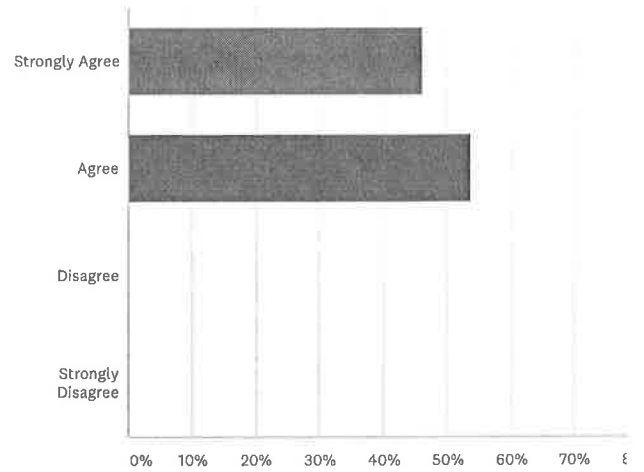
**PAID FEATURE**  
Export your survey data in .PDF, .XLS, .CSV, .PPTX, or SPSS format.

**UPGRADE** [Learn more »](#)

### Q7

## The support staff are friendly and helpful.

Answered: 13 Skipped: 0



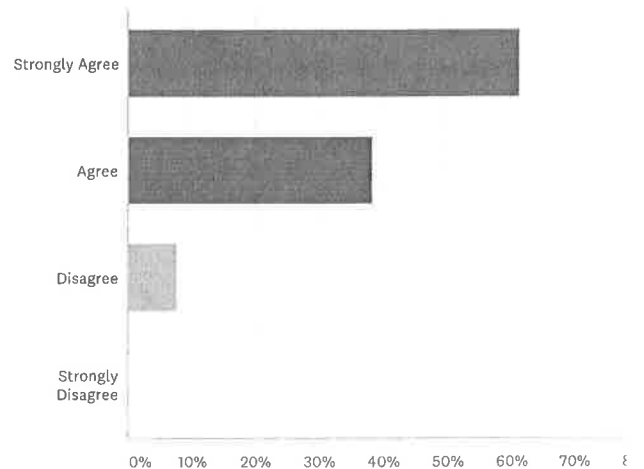
ANSWER CHOICES	RESPONSE
Strongly Agree	46.15%
Agree	53.85%
Disagree	0.00%
Strongly Disagree	0.00%

**Total Respondents: 13**  
Comments (0)

### Q8

## The principal and superintendent are friendly and helpful.

Answered: 13 Skipped: 0



ANSWER CHOICES	RESPONSE
Strongly Agree	61.54%
Agree	38.46%
Disagree	0.00%
Strongly Disagree	0.00%

EXPORTS ?

---

PAID FEATURE  
Export your survey data in .PDF, .XLS, .CSV, .PPTX, or SPSS format.

**UPGRADE** [Learn more »](#)

Agree	38.46%
Disagree	7.69%
Strongly Disagree	0.00%

Total Respondents: 13

Comments (3)

RESPONSES (3) WORD CLOUD TAGS (0)

Add tags  Filter by tag

Showing 3 responses

- Both are breath of fresh air and a real blessing to our kids  
 12/16/2020 10:09 AM View

---

- They are nice and friendly but are not consistent with the rules and enforcing the rules.  
 12/15/2020 9:41 AM View

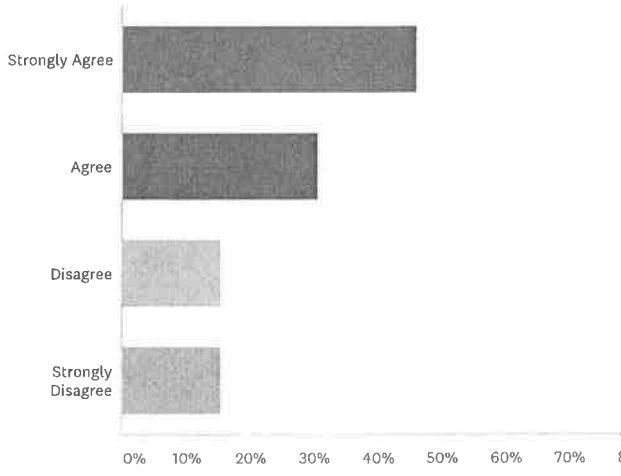
---

- We are very pleased with our superintendent and principal, they have just come into son few years that need to be tackled to help our children succeed. Our teachers have their children who are disrupting!  
 12/14/2020 1:47 PM View

Q9

Communication from the school to parents is timely :

Answered: 13 Skipped: 0



ANSWER CHOICES

Strongly Agree **94**

Agree

ANSWER CHOICES

RESPONSES

5%

7%

RESPONSES

EXPORTS ?

---

PAID FEATURE  
Export your survey data in .PDF, .XLS, .CSV, .PPTX, or SPSS format.

**UPGRADE** [Learn more »](#)

---

🔗

🔗

---

<

Strongly Disagree 15.38%

Total Respondents: 13

Comments (4)

RESPONSES (4) WORD CLOUD TAGS (0)

Add tags  Filter by tag

Showing 4 responses

100% improvement from previous years  
12/16/2020 10:09 AM View r

I do not believe the communication is good. Parents are not being informed about little t  
Especially when time of events change.  
12/15/2020 9:41 AM View r

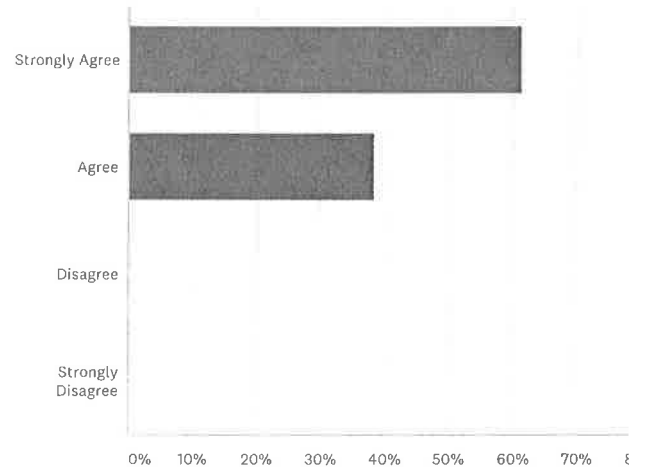
Though there are times that flyers have been sent out in somewhat a timely manner ther  
to know when certain things are going on with the school district without having to go to  
12/14/2020 4:27 PM View r

Notice is always late, if there is notice at all. Call the school to get updated and teachers,  
updated with last minute changes.

Q10

Overall, our family's experience in Marathon ISD is pc

Answered: 13 Skipped: 0



ANSWER CHOICES	RESPONSI
Strongly Agree	61.54%
Agree	38.46%
Disagree	0%
Strongly Disagree	0%

Total Respondents: 13

ANSWER CHOICES RESPONSI



EXPORTS



PAID FEATURE

Export your survey data in .PDF, .XLS, .CSV, .PPTX, or SPSS format.

UPGRADE

Learn more »



Comments (3)

RESPONSES (3)

WORD CLOUD

TAGS (0)



Add tags

Filter by tag

Showing 3 responses



I personally would like for the administration to consider moving all programs for instance. I'm aware that these concerts are put on during flex time but it would be nice if the afternoon/early evening event. Not all parents and family members work in Marathon throughout the lunch hour.

12/14/2020 4:27 PM

View



Again there are issues that have been around and I feel our administration is trying to blame now it's time to hold students accountable or we are failing our children.

12/14/2020 1:47 PM

View



Communication needs to improve between school and parents as well as administration and teachers.

12/14/2020 10:50 AM

View

ENGLISH

About SurveyMonkey • Careers • Developers • Privacy Policy • Email Opt-In • Help • Cookies Policy  
Copyright © 1999-2021 SurveyMonkey

