



**Waxahachie**  
INDEPENDENT SCHOOL DISTRICT

411 N. Gibson St. Waxahachie, TX 75165 • 972-923-4631 Phone • 972-923-4759 Fax • wisd.org

**Regular Meeting, Workshop, and Public Hearing | AGENDA**

**Monday, March 23, 2026**

**5:00 PM**

**Live Stream:**

**<https://www.youtube.com/waxahachieisd>**

A Regular Meeting, Workshop, and Public Hearing of the Board of Trustees of Waxahachie Independent School District will be held Monday, March 23, 2026, beginning at 5:00 PM in the Waxahachie ISD Administration Building, 411 N. Gibson St., Waxahachie, TX 75165.

The subjects to be discussed or considered or acted upon which any formal action may be taken are listed below. Items do not have to be taken in the same order as shown on this meeting notice. Unless removed from the consent agenda, items identified within the consent agenda will be acted on at one time.

- I. CALL TO ORDER.
  - A. Announcement by the presiding officer that a quorum is present, that the meeting has been duly called, and that notice of the meeting has been duly posted for time and manner required by law.
- II. Invocation and Pledges of Allegiance to the American and Texas Flags. 5
- III. OPEN FORUM: Hearing of individuals or committees.\*\*
- IV. CLOSED SESSION. Section 551.001 et seq. (if necessary)
  - A. Deliberation regarding the appointment, employment, evaluation, reassignment, duties, discipline, or dismissal of a public officer or employee, including discussing complaints, hiring, resignation, termination, proposal for non renewal, proposal for termination, evaluation, promotion or demotion of personnel. Gov't Code 551.074
  - B. Deliberating the purchase, exchange, lease or value of real property. Gov't Code 551.072
  - C. Deliberation regarding security devices, personnel deployment, or security audits. Gov't Code 551.076.
    - 1. Intruder Detection Audits.
  - D. Consulting privately with the board's attorney concerning contemplated litigation. Gov't Code 551.071.
  - E. Pursuant to Sections 551.074, 551.082, and 551.0821, Texas Government Code, Level Three parent grievance appeal hearing and deliberations regarding same.
  - F. Pursuant to Section 551.071, Texas Government Code, consultation with Board's attorney regarding legal and procedural matters related to Level Three parent grievance appeal.
- V. RECONVENE TO OPEN SESSION.
- VI. ACTION ITEMS.
  - A. Consideration with possible action regarding Level Three parent grievance appeal. 6
  - B. Consideration with possible action to approve the hiring of the Director of Transportation. 7
  - C. Consideration with possible action to approve the recommendation to name a district facility. 8

D.	Consideration with possible action to approve certification of instructional materials for the 2026-2027 school year as presented.	9
VII.	BUDGET WORKSHOP.	
A.	2026-2027 Budget Workshop #1.	43
VIII.	OPEN PUBLIC HEARING.	
A.	Conduct a public hearing regarding the Texas Academic Performance Report (TAPR) for the 2024-2025 school year.	44
IX.	CLOSE PUBLIC HEARING.	
X.	OPEN PUBLIC HEARING.	
A.	Conduct a public hearing regarding the District of Innovation Plan for Waxahachie ISD.	99
XI.	CLOSE PUBLIC HEARING.	
XII.	REPORTS.	
A.	Superintendent's Report.	114
B.	Bond 2023 construction update.	115
C.	Staff survey results taken from January-February, 2026.	116
D.	TIA validation results report.	122
E.	Informational report on CH(Local) policy.	130
XIII.	INFORMATIONAL ITEMS.	
A.	Informational report on the maintenance department's work orders.	134
B.	Informational report regarding monthly student attendance, student discipline, student drug offenses and drug prevention measures.	141
C.	Informational report on the transportation department.	151
D.	Informational report on resignations, retirements, and new hires in the past month.	166
XIV.	CONSENT AGENDA.	
A.	Consideration and approval of minutes from previous meetings.	167
B.	Consideration and approval of monthly bid reports, purchase orders requiring board approval, and proposed budget amendments.	173
C.	Consideration and approval of monthly financial reports that include cash position, revenue reports, budget summary, and tax collection reports.	178
D.	Consideration with possible action to approve the proposed revisions to the District of Innovation Plan for Waxahachie ISD as presented.	200
E.	Consideration with possible action to approve a Memorandum of Understanding between Waxahachie ISD and Ellis County Juvenile Board.	201
F.	Consideration with possible action to approve the purchase of library materials.	212
G.	Consideration with possible action to approve the purchase of telescoping bleacher replacements for Finley Junior High from RFS Sports at a cost not to exceed \$215,000.	215
H.	Consideration with possible action to approve the purchase of three vehicles from Caldwell Country Ford for support service operations at a price not to exceed \$115,000 and amend the budget as necessary.	220
I.	Consideration with possible action to approve the purchase of approximately 119 acres of land (Ellis County parcel ID: 180012) to be utilized as a potential site for educational facilities at a cost of \$3,125,000 and authorize the Board president to execute all documents.	228
J.	Consideration with possible action to approve a Director of TIA (Teacher Incentive Alotment) position.	229
K.	Consideration with possible action to approve a stipend for summer school	231

	principal.	
L.	Consideration with possible action to approve the TC Wilemon (old tax office) remodel as presented.	233
M.	Consideration with possible action to approve a contract with Ace Mart, utilizing the Counter Craft product line, for the replacement of serving lines at various campuses at a cost not to exceed \$998,944.60.	236
N.	Consideration with possible action to approve the Dunaway Elementary remodel project as presented.	243
O.	Consideration with possible action to approve the Northside Elementary remodel project as presented.	248
P.	Consideration with possible action to approve the Wedgeworth Elementary remodel project as presented.	253
Q.	Consideration with possible action to approve the Shackelford Elementary remodel project as presented.	259
R.	Consideration with possible action to approve the Turner Pre-K remodel project as presented.	264
S.	Consideration with possible action to approve having a bottle filler at each water fountain at 11 different campuses at a price not to exceed \$83,000.	269
T.	Consideration with possible action to approve the Turner Pre-K & Little Chiefs lighting project as presented.	275
U.	Consideration with possible action to approve the Felty Elementary lighting project as presented.	287
V.	Consideration with possible action to approve the Clift Elementary lighting project as presented.	299
W.	Consideration with possible action to approve the Coleman Junior High lighting project as presented.	311
X.	Consideration with possible action to approve the Howard Junior High lighting project as presented.	318
Y.	Consideration with possible action to approve the Finley Junior High lighting project as presented.	330
Z.	Consideration with possible action to approve the purchase of cafeteria sound systems for Dunaway and Northside Elementaries at a cost not to exceed \$140,000.	342
AA.	Consideration with possible action to approve the purchase of Bluebonnet Learning Math consumables, Teacher Editions, and online platform access for the 2026-2027 school year at a price not to exceed \$204,926.40.	345
BB.	Consideration with possible action to approve a competitive bid report for the athletic practice field.	349
CC.	Consideration with possible action to approve a Memorandum of Understanding with The Holdsworth Center.	361
DD.	Consideration with possible action to approve an agreement with Ellis County Elections office to administer the Trustee election on May 2, 2026, at an estimated cost of \$21,300.	378
EE.	Consideration with possible action to approve an agreement with ARMKO, LLC for purposes of assessing district facilities for potential damages as a result of severe weather and potentially filing an insurance claim to remedy.	398
FF.	Consideration with possible action to approve the purchase of approximately 110 acres of land (Ellis County parcel ID:199668) to be utilized as a potential site for educational facilities at a cost of \$3,850,000, and authorize the Board president to execute all documents.	405

## XV. ADJOURN.

If, during the course of the meeting, a discussion of any item on the agenda should be held in a closed meeting, the board will conduct a closed meeting in accordance with the Texas Open Meetings Act, Texas Government Code, Chapter 551, Subchapters D and E or Texas Government Code section 418.183(f). Before any closed meeting is convened, the presiding officer will publicly identify the section or sections of the Act authorizing the closed meeting. All final votes, actions, or decisions will be taken in open meeting. [See BEC(LEGAL)]

\*Audience participation is limited to the time allotted for those individuals who submit a Public Comment Card indicating the agenda or non-agenda topic they wish to address. At all other times during Board Meetings, the audience shall not enter into discussion or debate on matters being considered by the Board, unless requested by the presiding officer. Speaker presentation time will be set by the Board President at the Board dais. No action may be taken regarding the information received by the Board.

\*\*In accordance with state law, public comment may not be used to voice a complaint involving the naming of specific individuals, including but not limited to the names of district employees or students, even if the matter is listed on the agenda. Additionally, no information that may be reasonably linked to an individual person may be spoken about during public comment. All complaints may be directed through the appropriate administrative channels before being presented to the Board:

Students/Parents – Board Policy FNG(LOCAL);  
Employee – Board Policy DGBA(LOCAL); or,  
Community Member – Board Policy GF(LOCAL).

This agenda (one or more pages) is part of a document entitled NOTICE OF MEETING in accordance with the Texas Open Meetings Act, Texas Government Code Chapter 551. The Waxahachie ISD Administration Building, Board Room, 411 North Gibson Street, Waxahachie, Texas, 75165 is wheelchair accessible. A curb slope entry is available at the rear entrance.

**Waxahachie Independent School District  
BOARD OF TRUSTEES**

**Date:** March 23, 2026

**Presented By:** Rebecca Lockridge

**Subject:** Pledges

**Related Page(s)** 1

**Agenda Item**

**EXECUTIVE SUMMARY:**

Pledges will be led by students from Felty Elementary School.

		<b>BOARD PRIORITY GOALS</b>
X	<b>Priority #1</b>	<b>Student Growth</b>
	<b>Priority #2</b>	<b>Honor and Support Staff</b>
	<b>Priority #3</b>	<b>Community and Stakeholder Relationships</b>
	<b>Priority #4</b>	<b>Financial Integrity</b>

**Waxahachie Independent School District  
BOARD OF TRUSTEES**

**Date:** March 23, 2026      **Presented By:** Rebecca McCutchen

**Subject:** Level 3 Hearing-parent grievance      **Related Page(s)** \_\_\_\_\_

**Action  
Agenda Item**

**EXECUTIVE SUMMARY:**

Consideration and possible action regarding Level Three parent grievance appeal

		BOARD PRIORITY GOALS
	Priority #1	Student Growth
	Priority #2	Honor and Support Staff
X	Priority #3	Community and Stakeholder Relationships
	Priority #4	Financial Integrity

Waxahachie Independent School District  
**BOARD OF TRUSTEES**

**Date:** March 23, 2026 **Presented By:** Theresa Burkhalter

**Subject:** Hire: Director of Transportation **Related Page(s)** Memorandum



**EXECUTIVE SUMMARY:**

The Director of Transportation provides leadership and oversight for district transportation operations, including routing, fleet management, staffing, safety compliance, and regulatory requirements. Compensation will be in accordance with the District’s approved administrative pay plan.

**ATTACHMENTS:**

Memorandum

		BOARD PRIORITY GOALS
	<b>Priority #1</b>	<b>Student Growth</b>
X	<b>Priority #2</b>	<b>Honor and Support Staff</b>
	<b>Priority #3</b>	<b>Community and Stakeholder Relationships</b>
X	<b>Priority #4</b>	<b>Financial Integrity</b>

Recommendation: Approval

Waxahachie Independent School District  
BOARD OF TRUSTEES

**Date:** March 23, 2026 **Presented By:** Becky McCutchen

**Subject:** Facility Naming **Related Page(s)** None



**EXECUTIVE SUMMARY:**

The District Naming Committee met on February 24, 2026, and makes a recommendation for Board consideration.

**ATTACHMENTS:**

None

		BOARD PRIORITY GOALS
	Priority #1	Student Growth
	Priority #2	Honor and Support Staff
X	Priority #3	Community and Stakeholder Relationships
	Priority #4	Financial Integrity

**Waxahachie Independent School District  
BOARD OF TRUSTEES**

**Date:** March 23, 2026      **Presented By:** Stephanie Heimbuch

**Subject:** Certification of Provision of Instructional Materials for 2025-2026      **Related Page(s)** 33



**EXECUTIVE SUMMARY:**

This is the annual certification of provision of instructional materials, formerly called TEKS Certification, that is necessary to access our Instructional Materials Allotment (IMA) funds. These funds are utilized to purchase primary source curricular materials and technology items in accordance with state regulations. This certification applies to the 2026-2027 school year.

		BOARD PRIORITY GOALS
X	Priority #1	Student Growth
	Priority #2	Honor and Support Staff
	Priority #3	Community and Stakeholder Relationships
	Priority #4	Financial Integrity

**Recommendation:**

Approve certification of provision of instructional materials for the 2026-2027 school year as presented.

# Certification of Provision of Instructional Materials Survey 2026–27

# Table of Contents

- Survey Prewrite Form ..... 4
  - 2026–27 Certification of Provision of Instructional Materials..... 4
- Certification 2026–27 Survey Questions ..... 8
  - Background Information ..... 8
  - Local School System Information ..... 8
- Reading Language Arts Certification ..... 10
  - Scope and Sequence: All Grade Levels RLA ..... 10
  - English Reading Language Arts K–5 TEKS Coverage Certification ..... 10
  - English Reading Language Arts K–5 Instructional Materials ..... 10
  - Spanish Reading Language Arts K–5 TEKS Coverage Certification ..... 12
  - Spanish Reading Language Arts K–5 Instructional Materials..... 12
  - English Reading Language Arts (RLA) 6–8 TEKS Coverage Certification..... 13
  - English Reading Language Arts (RLA) 6–8 Instructional Materials ..... 14
  - English Reading Language Arts (RLA) 9–12 TEKS Coverage Certification ..... 14
  - English Reading Language Arts (RLA) 9–12 Instructional Materials ..... 15
- Mathematics Certification..... 16
  - Scope and Sequence: All Grade Levels Mathematics ..... 16
  - Mathematics K–5 TEKS Coverage Certification ..... 16
  - Mathematics K–5 Instructional Materials ..... 16
  - Mathematics 6–8 TEKS Coverage Certification ..... 17
  - Mathematics 6–8 Instructional Materials ..... 17
  - Advanced Mathematics 6–8 Instructional Materials ..... 18
  - Mathematics 9–12 TEKS Coverage Certification ..... 19
  - Mathematics 9–12 Instructional Materials ..... 19
- Social Studies Certification ..... 20
  - Scope and Sequence: All Grade Levels Social Studies ..... 20
  - Social Studies K–5 TEKS Coverage Certification..... 20
  - Social Studies K–5 Instructional Materials..... 20
  - Social Studies 6–8 TEKS Coverage Certification ..... 21
  - Social Studies 6–8 Instructional Materials..... 21

Social Studies 9–12 TEKS Coverage Certification.....22

Social Studies 9–12 Instructional Materials.....23

Science Certification .....24

    Scope and Sequence: All Grade Levels Science.....24

    Science K–5 TEKS Coverage Certification .....24

Science K–5 Instructional Materials .....24

    Science 6–8 TEKS Coverage Certification.....25

    Science 6–8 Instructional Materials .....25

    Science 9–12 TEKS Coverage Certification .....26

    Science 9–12 Instructional Materials .....26

The Children’s Internet Protection Act .....28

Additional Informational Questions (Optional)\* .....29

    Other Certified Subject Areas .....32

Certification 2026–27 Survey Ratification .....33

# Survey Prewrite Form

## 2026–27 Certification of Provision of Instructional Materials

In accordance with [Texas Education Code \(TEC\) §31.1011](#) local school systems are required to annually certify to the State Board of Education (SBOE) and TEA commissioner that students have access to instructional materials covering all Texas Essential Knowledge and Skills (TEKS) for all required subjects, except physical education.

Additionally, school systems are required to certify that they protect against access to obscene or harmful content in compliance with the requirements for certification under the (i) the Children's Internet Protection Act (Pub. L. No. 106-554); (ii) TEC, Section [28.0022](#); (iii) Section [43.22](#), Penal Code; and (iv) any other law or regulation that protects students from obscene or harmful content. The Certification 2026–27 Survey includes a section for school systems to certify they meet this requirement.

TEA utilizes the following tools for the Certification of Provision of Instructional Materials process:

- **Certification 2026–27 Prewrite Form:** The prewrite form is a fillable and printable PDF intended to mirror the online survey and provide guidance for successful survey completion. The prewrite form should be completed offline and presented to the board of trustees or governing body for ratification and signatures.
- **Certification 2026–27 Survey:** The survey is a web-based application where school systems will submit the responses collected on the Certification 2026–27 Prewrite Form and upload the signature page.
  - The Certification 2026–27 Survey will be open for submissions beginning **Tuesday, February 17, 2026.**

The 2026–27 Certification of Provision of Instructional Materials process requires:

- The completion of the Certification 2026–27 Prewrite Form,
- Ratification by the local school system's board of trustees or governing body in an open, public-noticed meeting, and
- Submission of the Certification 2026–27 Survey and upload the last page of the ratified Certification 2026–27 Prewrite Form.

TEA recommends that local school systems complete the prewrite form and survey by **May 1, 2026**. The prewrite form and survey can be found on the [Certification of Provision of Instructional Materials](#) web page.

The state online instructional materials ordering system, EMAT, will close for annual maintenance on March 31, 2026, and is scheduled to reopen on May 15, 2026. Completion of the Certification process **is required** to regain access to allotment funds when EMAT reopens.

Certification 2026–27 Survey submissions received after May 15, 2026, are typically processed within five business days of receipt, and access to allotment funds in EMAT will follow.

## Certification of Provision of Instructional Materials Process Steps

1. **Review the Certification 2026–27 Prewrite Form:** Print the fillable Certification 2026–27 Prewrite Form on the [Certification of Provision of Instructional Materials](#) web page.
2. **Gather information:** The form may require consultation with content area leaders or other local school system staff.
3. **Complete Certification 2026–27 Prewrite Form:** Complete the prework form by hand or digitally.
4. **Schedule and obtain needed signatures:** Coordinate placement of the Certification 2026–27 Prewrite Form on the agenda of an open, publicly noticed board meeting and secure formal ratification by the local school system’s board of trustees or governing body.
5. **Submit Certification 2026–27 Survey:** Complete the online Certification 2026–27 Survey by answering the questions. Inside the survey, upload the last page of the signed and ratified Certification 2026–27 Prewrite Form from step 4.

The survey will be open for submissions beginning Tuesday, February 17, 2026, and will be located on the [Certification of Provision of Instructional Materials](#) web page.

## Additional Supports

For the Certification of Provision of Instructional Materials process, local school systems are highly encouraged to:

- View detailed Instructional Materials Review and Approval (IMRA) reports for all instructional materials reviewed through the IMRA process at [im.tea.texas.gov](http://im.tea.texas.gov).
- Refer to the IMRA List of [SBOE-Approved Instructional Materials](#) and [SBOE-Rejected Instructional Materials](#).
- Attend the TEA webinar about the Certification of Provision of Instructional Materials process for 2026–27 on **Tuesday, February 17th, at 11:00 a.m. CST**. [Registration](#) is required.
- Attend TEA office hours to get help and support with the Certification of Provision of Instructional Materials process; registration is required.
  - Monday, March 2nd, at 11:00 a.m. CST | [Register on Zoom](#)
  - Thursday, March 5th, at 11:00 a.m. CST. | [Register on Zoom](#)
- View the [Certification of Provision of Instructional Materials Resource List | 2026–27](#)
- Request a copy of the previous year’s submission (if needed) by submitting a [Help Desk Ticket](#).

For questions about the Certification of Provision 2026–27 Pework Form, survey, or process, please submit a [Help Desk ticket](#).

## Terminology

- **Scope and Sequence:** A document that provides a brief outline of the standards and a recommended teaching order for a particular course/grade-level over the course of a school year.
- **Full-subject materials** (often referred to as Tier one or core materials): instructional material designed to, if implemented as designed, provide a student with mastery of the essential knowledge and skills for a certain subject and grade level without the need for supplementation.
- **Supplemental materials:** Instructional materials designed to supplement core products in instruction of one or more essential knowledge and skill.
- **SBOE-Approved Instructional Materials:** SBOE-approved instructional materials are any materials that go through the IMRA process and receive approval by the SBOE. In Texas, SBOE-approved instructional materials are considered HQIM and qualify for the SBOE-Approved Instructional Materials Entitlement as outlined in Section 48.307.
- **State-Adopted Instructional Materials:** state-adopted instructional materials were reviewed and adopted in the preceding Proclamation process. These materials have not been reviewed in the IMRA process, are not considered HQIM (per the Texas definition), and are not eligible for additional HB 1605 funding entitlements.

## Qualtrics Survey and Pework Form Guidance

Please note that the format of the Certification 2026–27 Pework Form **will not** match the appearance of the official Certification 2026–27 Qualtrics Survey. While the **questions are identical**, this form uses **open-ended text boxes** for responses. In the survey, the questions will be presented with **drop-down menus** containing predefined answer choices.

To help support completion of the Certification 2026–27 Pework Form accurately—and to ensure responses align with the options that will appear in the survey—an [additional resource](#) is provided. The Certification of Provision of Instructional Materials Resource List provides all the instructional materials that will appear in the survey's questions with drop-down menus.

Please ensure the naming convention for the products you list on this form mirrors the naming convention on the resource list (e.g., no acronyms, no abbreviations, and the title is listed as written on the instructional material). This ensures the naming conventions refer to the accurate product and will align with the predefined answer choices provided on the survey drop-down menus.

If your local school system uses a district-developed product, or if the product you use **does not appear** in the list, you will be asked to manually enter the publisher and product name(s).

It is highly recommended to refer to [this resource](#) while completing this prework form.

## **Instructional Materials Procurement Reminder**

Beginning in the 2026–27 school year, local school systems may not locally adopt, use, or spend any funds to procure materials placed on the list of SBOE-Rejected Instructional Materials (TEC, §§31.024 and 31.106).

# Certification 2026–27 Survey Questions

## Background Information

**QUESTION 1.0:**

Name of person completing this form:

Stephanie Heimbuch

**QUESTION 1.1:**

Your email address:

sheimbuch@wisd.org

**QUESTION 1.2:**

Select the role that best describes your position at your district or charter: [Single Select]

- Instructional Materials Coordinator
- Curriculum Director
- Principal
- Administrative Assistant
- Superintendent
- Other

## Local School System Information

Please note: The information provided will be publicly accessible. Only school-related details should be entered in the fields below (e.g., use work-related email addresses).

**QUESTION 2.0:**

Region #

Region 10

**QUESTION 2.1:**

School system name and number

Waxahachie ISD / 070-912

**QUESTION 2.2:**

Name of superintendent

Rebecca McCutchen

**QUESTION 2.3:**

Email address of the superintendent

rmccutchen@wisd.org

**QUESTION 2.4:**

Name of the school board president or officer of the governing body

Dusty Autrey

**QUESTION 2.5:**

Email address of the school board president or officer of the governing body

dautrey@wisd.org

**QUESTION 2.6:**

Date of the local board of trustees or governing body meeting at which the certification prework form was presented and approved?

March 23, 2026

# Reading Language Arts Certification

## Scope and Sequence: All Grade Levels RLA

### QUESTION 3.0:

Are instructional materials for English RLA and phonics managed at the local school system level and generally consistent across classrooms within the same grade level?

Yes

No

## English Reading Language Arts K–5 TEKS Coverage Certification

### QUESTION 4.0:

For school year 2026–27, will your local school system provide materials to cover 100% of the **English RLA TEKS grades K–5?** (This includes teacher- or district-developed materials. You may select "yes" even if not all classrooms use the same materials.) [Single Select]

Yes

No

## English Reading Language Arts K–5 Instructional Materials

### QUESTION 5.0:

Share the **full-subject and/or supplemental** publisher(s)/product(s) that teachers in your district will use regularly (once a week or more, on average) for **English RLA and/or Phonics grades K–5** instruction to ensure coverage of 100% of the TEKS.

**Full-subject instructional materials** (often referred to as Tier one or core materials): Instructional materials designed to, if implemented as designed, provide a student with mastery of the essential knowledge and skills for a certain subject and grade level without the need for supplementation.

**Supplemental Materials:** Instructional materials designed to supplement core products in instruction of one or more essential knowledge and skill.

**REMINDER:** Ensure the naming convention for the products you list on this form mirrors the naming convention on the [resource list](#) (e.g., no acronyms, no abbreviations, and the title is listed as written on the instructional material). This ensures the naming conventions refer to the accurate product and will align to the predefined answer choices provided on the Qualtrics survey drop-down menus. If your local school system uses a district-developed product, or if the product you use **does not appear** in the list, enter the full publisher and product names.

**English RLA and/or Phonics grades K-5** full-subject and/or supplemental publisher(s)/ product(s) used:

Amplify Education, Inc.; Amplify TX ELAR Skills K-3; Benchmark Phonics Texas Edition K-3; Literacy Resources, LLC (Heggerty); Bridge to Reading: Foundational Skills; Amplify Education Inc; Boost Reading Texas; Amplify Education Inc: mClass Texas Edition ; Amplify Education Inc; Other - Amplify Texas Knowledge Grade K-5 ; CLI Engage; Texas Kindergarten Entry Assessment (TX-KEA); Discovery Education Inc; Discovery Education K-12 Curriculum Resources; Lead4Ward; Lead4Ward ELAR Grades K-5; Learning Ally; Audiobook Solution

**QUESTION 5.1:**

(If above answer includes SBOE-Approved Bluebonnet Learning instructional materials):

What is the estimated unique count of students in your local school system that are using Bluebonnet Learning Reading Language Arts, Edition 1 (grades K-5) in their classroom on a regular basis?

N/A

**QUESTION 5.2:**

(If above answer includes SBOE-Approved Bluebonnet Learning instructional materials):

What is the estimated unique count of students in your local school system that are using Bluebonnet Learning Foundational Skills, Edition 1 (grades K-3) in their classroom on a regular basis?

N/A

## Spanish Reading Language Arts K–5 TEKS Coverage Certification

### QUESTION 6.0:

For school year 2026–27, will your local school system provide materials to cover 100% of the **Spanish RLA TEKS grades K–5**? (This includes teacher- or district-developed materials. You may select "yes" even if not all classrooms use the same materials) [Single select]

Yes

No

## Spanish Reading Language Arts K–5 Instructional Materials

### QUESTION 7.0:

Share the **full subject and/or supplemental** publisher(s)/product(s) that teachers in your district will use regularly (once a week or more, on average) for **Spanish RLA and/or Phonics grades K–5** instruction to ensure coverage of 100% of the TEKS. [Single select for each grade band]

**Full-subject instructional materials** (often referred to as Tier one or core materials): Instructional materials designed to, if implemented as designed, provide a student with mastery of the essential knowledge and skills for a certain subject and grade level without the need for supplementation.

**Supplemental Materials:** Instructional materials designed to supplement core products in instruction of one or more essential knowledge and skill.

**REMINDER:** Ensure the naming convention for the products you list on this form mirrors the naming convention on the [resource list](#) (e.g., no acronyms, no abbreviations, and the title is listed as written on the instructional material). This ensures the naming conventions refer to the accurate product and will align to the predefined answer choices provided on the Qualtrics survey drop-down menus. If your local school system uses a district-developed product, or if the product you use **does not appear** in the list, enter the full publisher and product names.

**Spanish RLA and/or Phonics grades K–5** full-subject and/or supplemental publisher(s)/product(s) used:

Amplify Education, Inc.; Amplify SLAR Texas Habilidades y Destrezas Grades K; Imagination Station Inc./istation; Istation Reading en Español Grades 3-5; Amplify Education: Boost Lectura - Grades K-2; Amplify Education: mClass Lectura; Amplify Education Inc; other - Amplify Texas Knowledge Grade K-5 ; Estrellita; K-1 Reading Program; Curriculum Associates LLC; iReady ; Discovery Education Inc; Discovery Education K-12 Curriculum Resources; Lead4Ward; Lead4Ward ELAR Grades K-5; Learning A-Z, LLC. - Raz-Plus ELL Texas Edition; Scholastic Inc Scholastic Packs; Weekly Reader Books and/or Digital Downloads

### QUESTION 7.1:

(If above answer includes Aprendizaje Bluebonnet instructional materials):

What is the estimated unique count of students in your local school system that are using Aprendizaje Bluebonnet Artes del lenguaje y lectura, (grados K-5) in their classroom on a regular basis?

N/A

**QUESTION 7.2:**

What is the estimated unique count of students in your local school system that are using Aprendizaje Bluebonnet Destrezas fundamentales, (grados K-3) in their classroom on a regular basis?

N/A

## English Reading Language Arts (RLA) 6-8 TEKS Coverage Certification

**QUESTION 8.0:**

For school year 2026-27, will your local school system provide materials to cover 100% of the **English RLA TEKS grades 6-8**? (This includes teacher- or district-developed materials. You may select "yes" even if not all classrooms use the same materials) [Single select]

Yes

No

## English Reading Language Arts (RLA) 6–8 Instructional Materials

### QUESTION 9.0:

Share the **full subject and/or supplemental** publisher(s)/product(s) that teachers in your local school system will use regularly (once a week or more, on average) for **English RLA grades 6–8** instruction to ensure coverage of 100% of the TEKS.

**Full-subject instructional materials** (often referred to as Tier one or core materials): Instructional materials designed to, if implemented as designed, provide a student with mastery of the essential knowledge and skills for a certain subject and grade level without the need for supplementation.

**Supplemental Materials:** Instructional materials designed to supplement core products in instruction of one or more essential knowledge and skill.

**REMINDER:** Ensure the naming convention for the products you list on this form mirrors the naming convention on the [resource list](#) (e.g., no acronyms, no abbreviations, and the title is listed as written on the instructional material). This ensures the naming conventions refer to the accurate product and will align to the predefined answer choices provided on the Qualtrics survey drop-down menus. If your local school system uses a district-developed product, or if the product you use **does not appear** in the list, enter the full publisher and product names.

**English RLA grades 6–8** full-subject and/or supplemental publisher(s)/ product(s) used:

Savvas Learning LLC. (formerly Pearson Education); myPerspectives Texas English Language Arts: Grades 6-8; CommonLit; CommonLit School Essentials and/or Library; Discovery Education Inc; Discovery Education K-12 Curriculum Resources; IXL Learning IXL; Language Arts; Learning Ally; The Audiobook Solution (ABS); Lead4Ward; Lead4Ward ELAR Grades 6-8; Lowman Education LLC; Lowman Education ELAR Resources; Quill; Quill ELAR Resources

## English Reading Language Arts (RLA) 9–12 TEKS Coverage Certification

### QUESTION 10.0:

For school year 2026–27, will your local school system provide materials to cover 100% of the **English RLA TEKS grades 9–12**? (This includes teacher- or district-developed materials. You may select "yes" even if not all classrooms use the same materials.

Yes

No

## English Reading Language Arts (RLA) 9–12 Instructional Materials

### QUESTION 11.0:

Are the **full-subject and/or supplemental** publisher(s)/product(s) that teachers in your local school system will use regularly (once a week or more, on average) for **English RLA grades 9–12** instruction to ensure coverage of 100% of the TEKS.

**Full-subject instructional materials** (often referred to as Tier one or core materials): Instructional materials designed to, if implemented as designed, provide a student with mastery of the essential knowledge and skills for a certain subject and grade level without the need for supplementation.

**Supplemental Materials:** Instructional materials designed to supplement core products in instruction of one or more essential knowledge and skill.

**REMINDER:** Ensure the naming convention for the products you list on this form mirrors the naming convention on the [resource list](#) (e.g., no acronyms, no abbreviations, and the title is listed as written on the instructional material). This ensures the naming conventions refer to the accurate product and will align to the predefined answer choices provided on the Qualtrics survey drop-down menus. If your local school system uses a district-developed product, or if the product you use **does not appear** in the list, enter the full publisher and product names.

**English RLA grades 9–12** full-subject and/or supplemental publisher(s)/product(s) used:

McGraw-Hill School Division - StudySync Texas Grades 9-12; The College Board - SpringBoard, English Language Arts, Texas Edition Grades 9-12; CommonLit; College Board; AP Central Provided Assessments and Resources ; CommonLit School Essentials and/or Library; Discovery Education Inc; Discovery Education K-12 Curriculum Resources; Edgenuity Inc; Imagine Learning; Lead4Ward; Lowman Education LLC; Lowman Education ELAR Resources; Quill; Quill ELAR Resources; Other; Not Listed: Bedford, Freeman and Worth Publishing Group - Foundations of Language and Literature, Bedford/St. Martin's: The Language of Composition

# Mathematics Certification

## Scope and Sequence: All Grade Levels Mathematics

### QUESTION 12.0:

Are instructional materials for mathematics managed at the school system-level and generally consistent across classrooms within the same grade level?

Yes

No

## Mathematics K–5 TEKS Coverage Certification

### QUESTION 13.0:

For school year 2026–27, will your local school system provide materials to cover 100% of the **mathematics TEKS grades K–5**? (This includes teacher- or district-developed materials. You may select "yes" even if not all classrooms use the same materials). [Single Select]

Yes

No

## Mathematics K–5 Instructional Materials

### QUESTION 14.0:

Share the **full-subject and/or supplemental** publisher(s)/product(s) that teachers in your local school system will use regularly (once a week or more, on average) for **mathematics grades K–5** instruction to ensure coverage of 100% of the TEKS.

**Full-subject instructional materials** (often referred to as Tier one or core materials): Instructional materials designed to, if implemented as designed, provide a student with mastery of the essential knowledge and skills for a certain subject and grade level without the need for supplementation.

**Supplemental Materials:** Instructional materials designed to supplement core products in instruction of one or more essential knowledge and skill.

**REMINDER:** Ensure the naming convention for the products you list on this form mirrors the naming convention on the [resource list](#) (e.g., no acronyms, no abbreviations, and the title is listed as written on the instructional material). This ensures the naming conventions refer to the accurate product and will align to the predefined answer choices provided on the Qualtrics survey drop-down menus. If your local school system uses a district-developed product, or if the product you use **does not appear** in the list, enter the full publisher and product names.

**Mathematics grades K-5** full-subject and/or supplemental publisher(s)/product(s) used:

Curriculum Associates, LLC; i-Ready Texas Classroom Mathematics, (Grades K-5) ; Texas Education Agency; Bluebonnet Learning (Grade K - 5) Math, Edition 1 ; Texas Education Agency; Aprendizaje Bluebonnet Matemáticas K-5 ; Discovery Education, Inc. ; DreamBox Math for Texas – Grade K-2 ; Great Minds PBC ; Math Catalyst Texas, Grade K-5 ; ExploreLearning Gizmos: Reflex ; Other: Discovery Education Inc; Discovery Education K-12 Curriculum Resources

**QUESTION 14.1:**

(If above answers include Bluebonnet Learning instructional materials):

What is the estimated unique count of students in your local school system that are using Bluebonnet Learning, Edition 1 (grades K-5) in their classroom on a regular basis?

5160

## Mathematics 6-8 TEKS Coverage Certification

**QUESTION 15.0**

For school year 2026-27, will your local school system provide materials to cover 100% of the **mathematics TEKS grades 6-8**? (This includes teacher- or district-developed materials. You may select “yes” even if not all classrooms use the same materials). [Single Select]

- Yes
- No

## Mathematics 6-8 Instructional Materials

**QUESTION 16.0:**

Share the **full-subject and/or supplemental** publisher(s)/product(s) that teachers in your local school system or charter will regularly use (once a week or more, on average) for **mathematics grades 6-8** instruction to ensure coverage of 100% of the TEKS.

**Full-subject instructional materials** (often referred to as Tier one or core materials): Instructional materials designed to, if implemented as designed, provide a student with mastery of the essential knowledge and skills for a certain subject and grade level without the need for supplementation.

**Supplemental Materials:** Instructional materials designed to supplement core products in instruction of one or more essential knowledge and skill.

**REMINDER:** Ensure the naming convention for the products you list on this form mirrors the naming convention on the [resource list](#) (e.g., no acronyms, no abbreviations, and the title is listed as written on the instructional material). This ensures the naming conventions refer to the accurate product and will align to the predefined answer choices provided on the Qualtrics survey drop-down menus. If your local school system uses a district-developed product, or if the product you use **does not appear** in the list, enter the full publisher and product names.

**Mathematics grades 6–8** full-subject and/or supplemental publisher(s)/product(s) used:

McGraw Hill LLC; Texas Math Grade 6-8 OR Savvas Learning Company LLC; Envision+ Texas Mathematics 2027 Grade 6-8 ; IXL Learning, Inc.; IXL Math Grade 6-8 ; Lowman Education, LLC; Grade 6-8 (Warm-ups only) ; Lead4Ward; Lead4Ward Math ; McGraw Hill LLC; ALEKS Grade 6-8 (with McGraw Hill purchase only) ; Other; Discovery Education Inc; Discovery Education K-12 Curriculum Resources

**QUESTION 16.0B:**

(If above answers include Bluebonnet Learning instructional materials instructional materials):

What is the estimated unique count of students in your local school system that are using Bluebonnet Learning Secondary Mathematics, Edition 1 (grades 6–8, Algebra I) in their classroom on a regular basis?

N/A

## Advanced Mathematics 6–8 Instructional Materials

**QUESTION 17.0:**

Share the **full-subject and/or supplemental** publisher(s)/product(s) that teachers in your local school system or charter will regularly use (once a week or more, on average) for **advanced mathematics grades 6–8** instruction to ensure coverage of 100% of the TEKS.

**Full-subject instructional materials** (often referred to as Tier one or core materials): Instructional materials designed to, if implemented as designed, provide a student with mastery of the essential knowledge and skills for a certain subject and grade level without the need for supplementation.

**Supplemental Materials:** Instructional materials designed to supplement core products in instruction of one or more essential knowledge and skill.

**REMINDER:** Ensure the naming convention for the products you list on this form mirrors the naming convention on the [resource list](#) (e.g., no acronyms, no abbreviations, and the title is listed as written on the instructional material). This ensures the naming conventions refer to the accurate product and will align to the predefined answer choices provided on the Qualtrics survey drop-down menus. If your local school system uses a district-developed product, or if the product you use **does not appear** in the list, enter the full publisher and product names.

**Advanced Mathematics grades 6–8** full-subject and/or supplemental publisher(s)/ product(s) used:

McGraw Hill LLC; Texas Math Grade 6-8, Algebra 1 OR Savvas Learning Company LLC; Envision+ Texas Mathematics 2027 Grade 6-8, Algebra ; College Board; AP Central Provided Assessments and Resources ; IXL Learning, Inc.; IXL Math Grade 6-8 ; Lowman Education, LLC; Grade 6-8, Algebra (Warm-ups only) ; Lead4Ward; Lead4Ward Math ; McGraw Hill LLC; ALEKS Grade 6-8 (with McGraw Hill purchase only) ; Other; Discovery Education Inc; Discovery Education K-12 Curriculum Resources, McGraw Hill LLC: Texas Math Geometry OR Savvas Learning Company LLC: Envision + Texas AGA Geometry

## Mathematics 9–12 TEKS Coverage Certification

### QUESTION 18.0:

For school year 2026–27, will your local school system provide materials to cover 100% of the **mathematics TEKS grades 9–12**? (This includes teacher- or district-developed materials. You may select "yes" even if not all classrooms use the same materials). [Single Select]

Yes

No

## Mathematics 9–12 Instructional Materials

### QUESTION 19.0:

Share the **full-subject and/or supplemental** publisher(s)/product(s) that teachers in your local school system or charter will regularly use (once a week or more, on average) for **mathematics grades 9–12** instruction to ensure coverage of 100% of the TEKS.

**Full-subject instructional materials** (often referred to as Tier one or core materials): Instructional materials designed to, if implemented as designed, provide a student with mastery of the essential knowledge and skills for a certain subject and grade level without the need for supplementation.

**Supplemental Materials:** Instructional materials designed to supplement core products in instruction of one or more essential knowledge and skill.

**REMINDER:** Ensure the naming convention for the products you list on this form mirrors the naming convention on the [resource list](#) (e.g., no acronyms, no abbreviations, and the title is listed as written on the instructional material). This ensures the naming conventions refer to the accurate product and will align to the predefined answer choices provided on the Qualtrics survey drop-down menus. If your local school system uses a district-developed product, or if the product you use **does not appear** in the list, enter the full publisher and product names.

**Mathematics grades 9–12** full-subject and/or supplemental publisher(s)/product(s) used:

Cosenza & Associates, LLC; Algebraic Reasoning ; McGraw Hill LLC; Texas Algebra 1, Algebra 2 and Geometry OR Savvas Learning Company LLC; Envision+ Texas AGA 2027 Algebra 1, Algebra 2, and Geometry ; Cengage Learning Inc./Brooks Cole; Precalculus with Limits TX Adoption Package (Precalculus) ; Cengage Learning; product other than listed in survey ; Edgenuity Inc; Imagine Learning Math ; College Board; AP Central Provided Assessments and Resources ; Lead4Ward; Lead4Ward Math ; Lowman Education LLC; Lowman Education Math Curriculum Algebra 1 (Warmups only) ; Other: Pearson - Stats: Modeling the World, Discovery Education Inc; Discovery Education K-12 Curriculum Resources

## Social Studies Certification

### Scope and Sequence: All Grade Levels Social Studies

#### QUESTION 20.0:

Are instructional materials for social studies managed at the school system level and generally consistent across classrooms within the same grade level?

Yes

No

### Social Studies K–5 TEKS Coverage Certification

#### QUESTION 21.0:

For school year 2026–27, will your local school system provide materials to cover 100% of the **social studies TEKS grades K–5**? (This includes teacher- or district-developed materials. You may select "yes" even if not all classrooms use the same materials)

Yes

No

### Social Studies K–5 Instructional Materials

#### QUESTION 22.0:

Share the **full-subject and/or supplemental** publisher(s)/product(s) that teachers in your local school system or charter will regularly use (once a week or more, on average) for **social studies grades K–5** instruction to ensure coverage of 100% of the TEKS.

**Full-subject instructional materials** (often referred to as Tier one or core materials): Instructional materials designed to, if implemented as designed, provide a student with mastery of the essential knowledge and skills for a certain subject and grade level without the need for supplementation.

**Supplemental Materials:** Instructional materials designed to supplement core products in instruction of one or more essential knowledge and skill.

**REMINDER:** Ensure the naming convention for the products you list on this form mirrors the naming convention on the [resource list](#) (e.g., no acronyms, no abbreviations, and the title is listed as written on the instructional material). This ensures the naming conventions refer to the accurate product and will align to the predefined answer choices provided on the Qualtrics survey drop-down menus. If your local school system uses a district-developed product, or if the product you use **does not appear** in the list, enter the full publisher and product names.

**Social Studies grades K–5** full-subject and/or supplemental publisher(s)/product(s) used:

American Legacy Publishing dba Studies Weekly; Texas (Grades K-5) ; IXL Learning; IXL Social Studies Grade 5 ; Other; Discovery Education Inc; Discovery Education K-12 Curriculum Resources ; iCivics; Private i History Detectives

## Social Studies 6–8 TEKS Coverage Certification

### QUESTION 23.0:

For school year 2026–27, will your local school system provide materials to cover 100% of the **social studies TEKS grades 6–8**? (This includes teacher- or district-developed materials. You may select "yes" even if not all classrooms use the same materials)

Yes

No

## Social Studies 6–8 Instructional Materials

### QUESTION 24.0:

Select **full-subject and/or supplemental** publisher(s)/product(s) that teachers in your local school system or charter will regularly use (once a week or more, on average) for **social studies grades 6–8** instruction to ensure coverage of 100% of the TEKS.

**Full-subject instructional materials** (often referred to as Tier one or core materials): Instructional materials designed to, if implemented as designed, provide a student with mastery of the essential knowledge and skills for a certain subject and grade level without the need for supplementation.

**Supplemental Materials:** Instructional materials designed to supplement core products in instruction of one or more essential knowledge and skill.

**REMINDER:** Ensure the naming convention for the products you list on this form mirrors the naming convention on the [resource list](#) (e.g., no acronyms, no abbreviations, and the title is listed as written on the instructional material). This ensures the naming conventions refer to the accurate product and will align to the predefined answer choices provided

on the Qualtrics survey drop-down menus. If your local school system uses a district-developed product, or if the product you use **does not appear** in the list, enter the full publisher and product names.

**Social Studies grades 6–8** full-subject and/or supplemental publisher(s)/product(s) used:

Social Studies School Service; Active Classroom: Global Studies/Geography (grade 6) ;  
Social Studies School Service; Active Classroom: U.S. History (grade 8) ; DBQ Project; DBQs and Mini-Qs ; Education Service  
Center Region - based products; iCivics; iCivics Curriculum Resources; IXL Learning; IXL Social Studies Grades 6-8 ; Lead4Ward;  
Lead4Ward Social Studies Grades 6-8 ; Lowman Education LLC; Lowman 6th-8th Grade Social Studies ; Social Studies School  
Service; Active Classroom ; Stanford History Education Group (SHEG); Reading Like a History and/or Civil Online Reasoning;  
YouTube; CrashCourse ; YouTube; National Geographic ; YouTube; Other YouTube; Texas Historical Commission ; YouTube; The  
Daytripper ; YouTube; The History Channel ; Other; Discovery Education Inc; Discovery Education K-12 Curriculum Resources, Law  
Focused Education Inc; Law-Related Education (LRE) Department of the State Bar of Texas Curriculum Resources

## Social Studies 9–12 TEKS Coverage Certification

### QUESTION 25.0:

For school year 2026–27, will your local school system provide materials to cover 100% of the **social studies TEKS grades 9–12**? (This includes teacher- or district-developed materials. You may select “yes” even if not all classrooms use the same materials)

Yes

No

## Social Studies 9–12 Instructional Materials

### QUESTION 26.0:

Share the **full-subject and/or supplemental** publisher(s)/product(s) that teachers in your local school system or charter will regularly use (once a week or more, on average) for **social studies grades 9–12** instruction to ensure coverage of 100% of the TEKS.

**Full-subject instructional materials** (often referred to as Tier one or core materials): Instructional materials designed to, if implemented as designed, provide a student with mastery of the essential knowledge and skills for a certain subject and grade level without the need for supplementation.

**Supplemental Materials:** Instructional materials designed to supplement core products in instruction of one or more essential knowledge and skill.

**REMINDER:** Ensure the naming convention for the products you list on this form mirrors the naming convention on the [resource list](#) (e.g., no acronyms, no abbreviations, and the title is listed as written on the instructional material). This ensures the naming conventions refer to the accurate product and will align to the predefined answer choices provided on the Qualtrics survey drop-down menus. If your local school system uses a district-developed product, or if the product you use **does not appear** in the list, enter the full publisher and product names.

**Social Studies grades 9–12** full-subject and/or supplemental publisher(s)/product(s) used:

Social Studies School Service; Active Classroom: Global Studies/Geography (World Geography Studies) ; Social Studies School Service; Active Classroom: Government/Civics (United States Government) ; Social Studies School Service; Active Classroom: U.S. History (Social Studies) ; Social Studies School Service; Active Classroom: World History (World History Studies) ; Lowman Consulting LLC; Lowman 9th-12th Grade Social Studies; College Board; AP Central Provided Assessments and Resources ; Edgenuity; Imagine Learning; Education Service Center Region - based products; iCivics; iCivics Curriculum Resources; Jarrett Publishing Company; Mastering the TEKS ; Law Focused Education Inc; Law-Related Education (LRE) Department of the State Bar of Texas Curriculum Resources ; Lead4ward; Lead4Ward Social Studies Grades 9-12 ; Next Gen Personal Finance; NGPF Units in Personal Finance and Economics; YouTube; CrashCourse ; YouTube; National Geographic ; YouTube; The History Channel ; Other; Discovery Education Inc; Discovery Education K-12 Curriculum Resources

# Science Certification

## Scope and Sequence: All Grade Levels Science

### QUESTION 27.0:

Are instructional materials for science managed at the school system level and generally consistent across classrooms within the same grade level?

Yes

No

## Science K–5 TEKS Coverage Certification

### QUESTION 28.0:

For school year 2026–27, will your local school system provide materials to cover 100% of the **science TEKS grades K–5**? (This includes teacher- or district-developed materials. You may select "yes" even if not all classrooms use the same materials)

Yes

No

# Science K–5 Instructional Materials

### QUESTION 29.0:

Share the **full-subject and/or supplemental** publisher(s)/product(s) that teachers in your local school system or charter will regularly use (once a week or more, on average) for **science grades K–5** instruction to ensure coverage of 100% of the TEKS.

**Full-subject instructional materials** (often referred to as Tier one or core materials): Instructional materials designed to, if implemented as designed, provide a student with mastery of the essential knowledge and skills for a certain subject and grade level without the need for supplementation.

**Supplemental Materials:** Instructional materials designed to supplement core products in instruction of one or more essential knowledge and skill.

**REMINDER:** Ensure the naming convention for the products you list on this form mirrors the naming convention on the [resource list](#) (e.g., no acronyms, no abbreviations, and the title is listed as written on the instructional material). This ensures the naming conventions refer to the accurate product and will align to the predefined answer choices provided on the Qualtrics survey drop-down menus. If your local school system uses a district-developed product, or if the product you use **does not appear** in the list, enter the full publisher and product names.

**Science grades K-5** full-subject and/or supplemental publisher(s)/product(s) used:

Houghton Mifflin Harcourt Depository; HMH Into Science Texas Grade K-5 ; Houghton Mifflin Harcourt Depository; HMH ;Arriba las Ciencias! Texas Grade K-5 ; Implementing TEKS Resource System (ITRS); ITRS Science Resources ; IXL Learning; IXL Science Grade 5 ; Lead4Ward; Lead4Ward Science ; Other; Discovery Education Inc; Discovery Education K-12 Curriculum Resources

## Science 6–8 TEKS Coverage Certification

### QUESTION 30.0:

For school year 2026–27, will your local school system provide materials to cover 100% of the **science TEKS grades 6–8**? (This includes teacher- or district-developed materials. You may select "yes" even if not all classrooms use the same materials)

Yes

No

## Science 6–8 Instructional Materials

### QUESTION 31.0:

Share the **full-subject and/or supplemental** publisher(s)/product(s) that teachers in your local school system or charter will regularly use (once a week or more, on average) for **science grades 6–8** instruction to ensure coverage of 100% of the TEKS.

**Full-subject instructional materials** (often referred to as Tier one or core materials): Instructional materials designed to, if implemented as designed, provide a student with mastery of the essential knowledge and skills for a certain subject and grade level without the need for supplementation.

**Supplemental Materials:** Instructional materials designed to supplement core products in instruction of one or more essential knowledge and skill.

**REMINDER:** Ensure the naming convention for the products you list on this form mirrors the naming convention on the [resource list](#) (e.g., no acronyms, no abbreviations, and the title is listed as written on the instructional material). This ensures the naming conventions refer to the accurate product and will align to the predefined answer choices provided on the Qualtrics survey drop-down menus. If your local school system uses a district-developed product, or if the product you use **does not appear** in the list, enter the full publisher and product names.

**Science grades 6–8** full-subject and/or supplemental publisher(s)/product(s) used:

McGraw-Hill School Division; McGraw Hill Texas Science Grade 6-8 ; BrainPOP; BrainPOP Science Resources ; Implementing TEKS Resource System (ITRS); ITRS Science Resources ; IXL Learning; IXL Science Grades 6-8 ; Lead4Ward; Lead4Ward Science ; Lowman Education LLC; Lowman Education Science Curriculum ; Not Listed: Discovery Education Inc; Discovery Education K-12 Curriculum Resources

## Science 9–12 TEKS Coverage Certification

### QUESTION 32.0:

For school year 2026–27, will your local school system provide materials to cover 100% of the **science TEKS grades 9–12**? (This includes teacher- or district-developed materials. You may select "yes" even if not all classrooms use the same materials)

Yes

No

## Science 9–12 Instructional Materials

### QUESTION 33.0:

Share the **full-subject and/or supplemental** publisher(s)/product(s) that teachers in your district or charter will regularly use (once a week or more, on average) for **science grades 9–12** instruction to ensure coverage of 100% of the TEKS.

**Full-subject instructional materials** (often referred to as Tier one or core materials): Instructional materials designed to, if implemented as designed, provide a student with mastery of the essential knowledge and skills for a certain subject and grade level without the need for supplementation.

**Supplemental Materials:** Instructional materials designed to supplement core products in instruction of one or more essential knowledge and skill.

**REMINDER:** Ensure the naming convention for the products you list on this form mirrors the naming convention on the [resource list](#) (e.g., no acronyms, no abbreviations, and the title is listed as written on the instructional material). This ensures the naming conventions refer to the accurate product and will align to the predefined answer choices provided on the Qualtrics survey drop-down menus. If your local school system uses a district-developed product, or if the product you use **does not appear** in the list, enter the full publisher and product names.

**Science grades 9–12** full-subject and/or supplemental publisher(s)/product(s) used:

Cengage Learning Inc.; Earth Systems Texas Edition ; Cengage Learning Inc.; Oceanography: An Invitation to Marine Science HS Edition ; eDynamic Holdings LP; Astronomy 1a/1b ; McGraw-Hill School Division; McGraw-Hill Texas Integrated Physics and Chemistry ; Savvas Learning Company LLC formerly Pearson K12 Learning; Texas Experience Chemistry ; Savvas Learning Company LLC formerly Pearson K12 Learning; Texas Experience Physics ; Savvas Learning Company LLC formerly Pearson K12 Learning; Texas Miller & Levine Experience Biology ; College Board; AP Central Provided Assessments and Resources ; Edgenuity Inc; Imagine Learning ; Implementing TEKS Resource System (ITRS); ITRS Science Resources ; Lead4Ward; Lead4Ward Science ; Not Listed: Discovery Education Inc; Discovery Education K-12 Curriculum Resources, Pearson: College Physics, A Strategic Approach AP Ed., Pearson: Biology in Focus ; Pearson: Environment the Science Behind the Stories, AP Ed.

# The Children's Internet Protection Act

The Children's internet protection Act (CIPA) was enacted by Congress in 2000 to address concerns about children's access to obscene or harmful content over the Internet. (You may find more information on the FCC website.)

In accordance with Texas Administrative Code 19 TAC §66.105, school districts or charter schools are required to certify that they protect against access to obscene or harmful content in compliance with the requirements for certification under the Children's Internet Protection Act, 47 USC §254(h)(5)(B) and (C, Section [28.0022](#), [Section 43.22](#), Penal Code, and any other law or regulation that protects students from obscene or harmful content.

## **QUESTION 34.0:**

Does your district or charter school protect against access to obscene or harmful content in compliance with the requirements for certification under the Children's Internet Protection Act, 47 USC §254(h)(5)(B) and (C), Section 28.0022, Penal Code, and any other law or regulation that protects students from obscene or harmful content?

Yes

No

## Additional Informational Questions (Optional)\*

### QUESTION 35.0:

Has your local school system used, or plan to use, [Instructional Materials Review and Approval \(IMRA\)](#) reports to inform local adoption decisions for ELAR, SLAR, phonics, and mathematics instructional materials?

Yes

No

### QUESTION 35.1:

**If "Yes" is selected:** In which subject area(s) have you used the IMRA reports to obtain information about the quality of products? \*

English reading language arts

Spanish reading language arts

English phonics

Spanish phonics

Full-subject, Tier one mathematics

Supplemental mathematics

**QUESTION 35.2:**

On a scale from 0 to 10, how likely are you to recommend the use of IMRA reports to support local adoption of HQIM? 0 (Not at all) to 10 (Extremely likely) \*

- 0.
- 1.
- 2.
- 3.
- 4.
- 5.
- 6.
- 7.
- 8.
- 9.
- 10.

**QUESTION 36.0:**

Assessment Platform: Select the assessment platform (if any) your local school system leverages for unit/module, diagnostic, or interim, and for which type of assessments.

Product	Interim	Diagnostic	Unit/Module Formatives
Eduphoria	<input checked="" type="checkbox"/>	<input type="checkbox"/>	<input checked="" type="checkbox"/>
DMAC	<input type="checkbox"/>	<input type="checkbox"/>	<input type="checkbox"/>
Texas Formative Assessment Resource	<input checked="" type="checkbox"/>	<input type="checkbox"/>	<input checked="" type="checkbox"/>
STAAR Interim	<input type="checkbox"/>	<input type="checkbox"/>	<input type="checkbox"/>
Other:	<input type="checkbox"/>	<input checked="" type="checkbox"/>	<input type="checkbox"/>
<input type="text" value="NWEA Map Growth"/>			
Other:	<input type="checkbox"/>	<input checked="" type="checkbox"/>	<input type="checkbox"/>
<input type="text" value="iReady"/>			
Other:	<input type="checkbox"/>	<input checked="" type="checkbox"/>	<input type="checkbox"/>
<input type="text" value="Amplify Boost"/>			

**QUESTION 37.0:**

What approach does your school system take to making full-subject instructional materials available to teachers and staff?

- Teachers access educational applications through a Single Sign On platform (e.g., Clever, ClassLink)
- Teachers access educational applications within a Learning Management System (e.g., Schoology, Google Classroom, Canvas, Moodle)
- Teachers log directly to publisher curriculum platforms (e.g., HMH Ed, Savvas Realize, Amplify, Great Minds)
- Teachers access copied files or links within a Learning Management System (e.g., Google Classroom, Canvas, Moodle)
- Teachers access copied files or links within a Student Information System (e.g., PowerSchool, Infinite Campus, Skyward)
- Teachers access copied files or links in a shared cloud drive (e.g., Google Drive, OneDrive, Dropbox)
- Teachers access copied files or links through a district resource portal (e.g., SharePoint, Google Site, intranet)
- Other (Please Explain):

## Other Certified Subject Areas

### QUESTION 38.0:

Please select each subject in the required curriculum below for which your district provides each student with instructional materials that cover all elements of the essential knowledge and skills, as referenced in [Texas Education Code 28.002](#): [multiple select]

- Languages other than English (LOTE)
- Health, with emphasis on the importance of proper nutrition and exercise
- Physical education
- Fine arts
- Career and Technical Education (CTE)
- Technology applications
- Religious Literature, including the Hebrew Scriptures (Old Testament) and New Testament, and its impact on history and literature.
- Personal financial literacy
- None

# Certification 2026–27 Survey Ratification

[Print, Sign, and Upload via Qualtrics]

In accordance with [Texas Education Code §31.1011](#), school districts and open-enrollment charter schools are required to certify annually to the State Board of Education and the commissioner that, for each subject in the required curriculum other than physical education, students have access to instructional materials that cover all the Texas Essential Knowledge and Skills (TEKS) for the coming school year. Additionally, in accordance with Texas Administrative Code [19 TAC §66.105](#), school districts or charter schools are required to certify that they protect against access to obscene or harmful content in compliance with the requirements for certification under the Children's Internet Protection Act, 47 USC §254(h)(5)(B) and (C).

These certifications must be ratified by local school boards of trustees or governing bodies in public, noticed meetings. Districts and open-enrollment charter schools will be unable to order instructional materials through EMAT until the certifications have been received by the Texas Education Agency (TEA)

**District County Number (6-digit ID):**

070-912

**District Name:**

Waxahachie ISD

**Date of Ratification by Local School Board of Trustees or Governing Body:**

March 23, 2026

**Signature of the Board President and Secretary or Governing Board Officer**

\_\_\_\_\_  
Board President

\_\_\_\_\_  
Date

\_\_\_\_\_  
Board Secretary

**After ratification, please scan the last page of this form and submit it to TEA through the electronic Qualtrics Certification of Provision of Instructional Materials Survey.**

- The Certification 2026–27 Survey will be available on the Certification of Provision of Instructional Materials web page and open for submissions beginning **Tuesday, February 17, 2026.**

**Waxahachie Independent School District  
BOARD OF TRUSTEES**

**Date:** March 23, 2026      **Presented By:** Ryan Kahlden

**Subject:** 2026-2027 Budget Workshop #1      **Related Page(s)** None



**EXECUTIVE SUMMARY:**

Ryan Kahlden will present the first budget workshop for the 2026-2027 fiscal year and seek feedback from the board on priorities for the same.

**ATTACHMENTS:**

None

		BOARD PRIORITY GOALS
	Priority #1	Student Growth
	Priority #2	Honor and Support Staff
	Priority #3	Community and Stakeholder Relationships
X	Priority #4	Financial Integrity

**Waxahachie Independent School District  
BOARD OF TRUSTEES**

**Date:** March 23, 2026      **Presented By:** Dawn Hilburn

**Subject:** 2024-2025 TAPR-Texas Academic Performance Report      **Related Page(s)** 4 Attachments



**EXECUTIVE SUMMARY:**

Dawn Hilburn will present the 2024-2025 TAPR-Texas Academic Performance Report during the Open Public Hearing.

**ATTACHMENTS:**

- 2024-2025 TAPR Report
- TAPR Glossary
- TAPR Guidelines and
- WISD TAPR Data Dashboard

		BOARD PRIORITY GOALS
X	Priority #1	Student Growth
	Priority #2	Honor and Support Staff
	Priority #3	Community and Stakeholder Relationships
	Priority #4	Financial Integrity



# WAXAHACHIE ISD

## TEXAS ACADEMIC PERFORMANCE REPORT



2024-2025 ACCOUNTABILITY

### Texas Academic Performance Reports

The Texas Academic Performance Reports (TAPR) pull together a wide range of information on the performance of students in each school and district in Texas every year. Performance is shown disaggregated by student groups, including ethnicity and socioeconomic status. The reports also provide extensive information on school and district staff, programs, and student demographics.

**2025 District Accountability Score: C**

**2023-2024 Financial Standards Report**

**Report on Violent or Criminal Incidents**

**Distinctions Designations:** In Texas, TEA awards Distinctions and Designations to campuses and districts that show outstanding performance relative “comparison groups” (40 other schools similar in demographics and size. Individual schools can earn up to seven “stars” distinctions.

Distinction Category	What it Measures
Academic Achievement	Outstanding performance in Reading/ELA, Mathematics, Science, or Social Studies.
Top 25%: Comparative Growth	The school is in the top quarter of its peer group for student progress year-over-year.
Top 25%: Closing the Gaps	Excellence in improving performance for specific student subgroups (e.g., economically disadvantaged).
Postsecondary Readiness	High rates of SAT/ACT participation, AP/IB success, and graduation preparedness.

**2025 Results Driven Accountability:** In the Texas Education Agency (TEA) Results Driven Accountability (RDA) system, districts are assigned "Determination Levels" (DL) for specific program areas. These levels indicate whether a district is meeting requirements or needs intervention.

For the most recent available reporting cycle (2024-2025), Waxahachie ISD's specific levels are as follows:

Program Area	Determination Level	Status Description
Special Education (SPED)	DL 1	Meets Requirements
Bilingual Education/ESL/EB	DL 1	Meets Requirements
Other Special Populations (OSP)	DL 1	Meets Requirements

### TABLE OF CONTENTS

- TAPR Overview | 1
- Where to Access TAPR Results | 2
- Ethnic Distribution | 2
- Staff & Student Breakdown | 3-4
- STAAR/EOC Breakdown | 5-7
- Graduation Rate / SAT-ACT Comparison | 7
- AP-Advanced Placement & CCMR | 8
- Attendance Rate ~ Dropout Rate ~ Graduation Rate | 9
- STAAR Growth / Bilingual - 10

#### \* TAPR Content

The performance section of the TAPR shows STAAR performance in the following ways:

- By grade level, subject, and student group
- By Performance Level Designation (PLD)
- By End-of-Course (EOC) subject
- All grades
- School Progress Domain: Academic Growth
- Participation Rate
- Attendance Rate
- Annual Dropout Rates
- Graduation Rates
  - 4-year longitudinal
  - 5-year extended longitudinal
  - 6-year extended longitudinal
  - 4-year Federal
- CCMR Related Indicators
- CCMR Readiness Indicators

TAPR also includes District/Campus Profile Overview including:

**\* Student Information-** enrollment, ethnic distribution, economically disadvantaged, English Learners, disciplinary placements, at-risk, students with disabilities, 504 students, dyslexia, retention rates, and class size information.

**\* Staff Information-** total staff, professional staff, educational aides, auxiliary, teachers by- ethnicity, gender, and highest degree held, years of experience, average teacher salary, turnover rate, and contracted staff.

**\* Programs-** Bilingual/ESL, CTE, Gifted and Talented, Special Education.

# 2024-2025 Texas Academic Performance Report

## 2024-25 Texas Academic Performance Report (TAPR)

District Name: WAXAHACHIE ISD

District Number: 070912

2025 District Accountability Score: C

2025 Special Education Determination Status:

**Meets Requirements**



Search  Enter Keywords

[A-Z Index](#) [Contact](#) [Employment](#) [State Board of Education](#) [Sign Up for Updates](#) [TEA Correspondence](#)

[Home](#) > [Performance Reporting Division](#) > [Texas Academic Performance Reports](#) > 2024-25 Texas Academic Performance Report

### 2024-25 Texas Academic Performance Reports (TAPR)

The PDF version of the TAPR includes only major data points and is designed to allow districts to fulfill their [public notification requirements](#), the [Texas Performance Reporting System \(TPRS\)](#) provides additional data in a comprehensive system to help inform stakeholders. Unlike TAPR, TPRS is updated on a rolling basis as data becomes available.

**Search Options**

Data available by [campus](#), [district](#), [ESC region](#), and [state](#).

**Data**

[TAPR Data Download](#): Numerators, denominators, and rates in a delimited format.

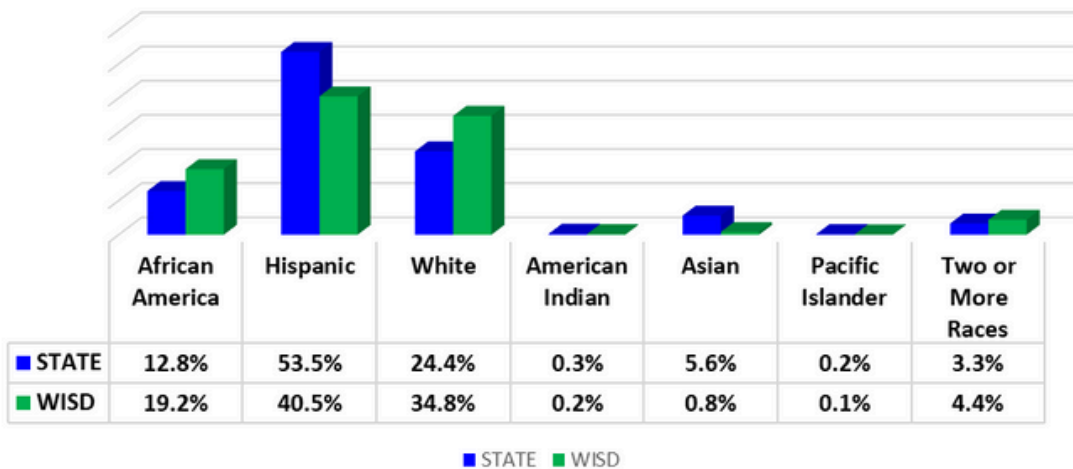
**Resources**

- [TAPR Glossary](#): Definitions, methodologies, and sources for TAPR data.
- [TAPR Glossary](#): Definiciones, metodologías y fuentes de los datos del Informe de Desempeño Académico de Texas (TAPR, por sus siglas en inglés).
- [TAPR Guidelines](#): Help districts meet legal reporting requirements.

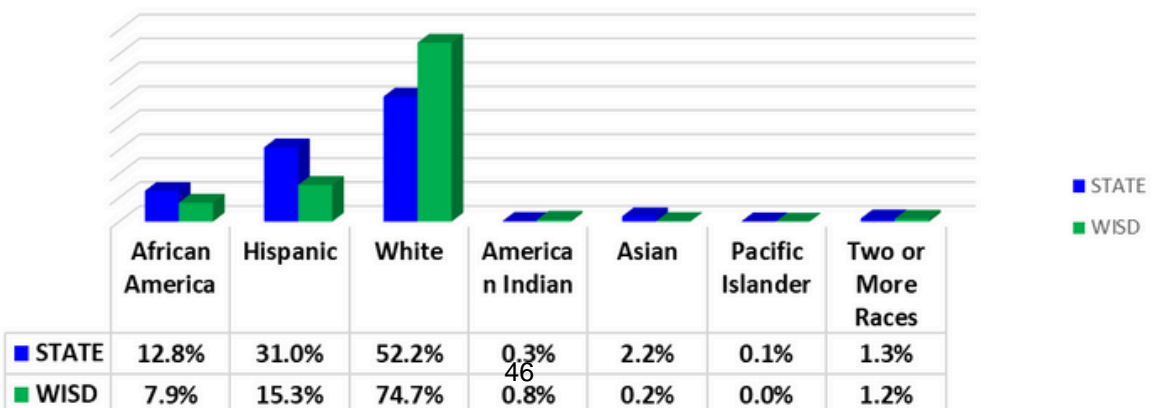
TAPR Glossary

## Ethnic Distribution

### Student Ethnicity Distribution



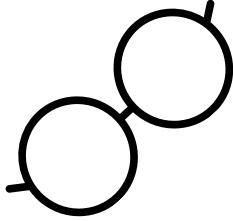
### Teacher Ethnicity Distribution



# Staff Breakdown

# By the Numbers

Staff Information	Count	WISD	State
Professional Staff:	992	60.4%	63.8%
Teachers	773	47.1%	48.3%
Professional Staff	138	8.4%	10.8%
Campus Administration	44	2.7%	3.4%
Central Administration	37	2.3%	1.2%
Educational Aides	213	13.0%	10.7%
Auxillary Staff	438	26.6%	25.5%



Teachers by Years Experience	Count	District	State
Beginning Teachers	40	5.1%	7.3%
1-5 Years Experience	150	19.5%	28.3%
6-10 Years Experience	156	20.2%	19.7%
11-20 Years Experience	283	36.6%	27.6%
21-30 Years Experience	123	16.0%	14.1%
Over 30 Years Experience	20	2.6%	3.0%

## Students by Grade

Pre-K	Kinder	Gr1	Gr2	Gr3	Gr4	Gr5	Gr6	Gr7	Gr8	Gr9	Gr10	Gr11	Gr12
295	716	742	824	828	869	844	861	853	818	952	919	843	773

24-25 Student  
Total: **11,129**

23-24 Student  
Total: **10,982**

**At-Risk:** The count and percentage of students identified as being at risk of dropping out of school as defined by TEC §29.081(d) and (d-1).

**Economically Disadvantaged:** The count and percentage of students eligible for free or reduced-price lunch or eligible for other public assistance.

**Title I:** The count and percentage of students participating in a program authorized under ESEA, Title I, Part A. (Data source: PEIMS 41461)

**Emergent Bilingual Students (EB)/English Learners (EL):** The count and percentage of students whose primary language is other than English and who are in the process of acquiring English.

**Homeless:** The count and percentage of students meeting the criteria defined by 42 U.S.C. Section 11434(a), the term "homeless children and youths" —  
(A) individuals who lack a fixed, regular, and adequate nighttime residence

Group	24-25	24-25
Eco Dis	5433	48.8%
504	1254	11.3%
Els	1159	10.4%
Dyslexia	1145	10.3%
Foster	31	0.3%
Homeless	105	0.9%
Title I	8645	77.7%
At Risk	5232	47.0%
SPED	1970	17.7%
GT	1008	9.1%

# 2024-25 Student Information

TAPR Glossary

More information of each category can be found on page 30 of the glossary.

Other Student Cohorts	STATE	WISD
Economically Disadvantaged	60.5%	48.8%
Non-Economically Disadvantaged	39.5%	51.2%
Section 504 Students	6.8%	11.3%
EB Students/EL	24.3%	10.4%
Students w/Discipline Placements	2.1%	3.2%
Students w/ Dyslexia	6.4%	10.3%

Student Information	STATE	WISD
Foster Care	0.2%	0.3%
Homeless	1.4%	0.9%
Immigrant	3.5%	1.1%
Migrant	0.2%	0.0%
Title I	66.6%	77.7%
Military Connected	4.1%	9.7%
At-Risk	53.5%	47.0%

Students by Instructional Program	STATE	WISD
Bilingual/ESL Education	24.3%	11.0%
Career and Technical Education	27.7%	30.7%
Career and Tech Education 9-12	74.0%	78.7%
Gifted and Talented Education	8.7%	9.1%
Special Education	15.3%	17.7%

**Attrition Rate:** The percentage of students enrolled in fall 2022-23 who did not return to the same campus in the fall of 2023-24.

Student Attrition (2023-24)	STATE	WISD
Total Student Attrition	18.0%	21.5%

# 2024-25 Staff Information

The average years of experience for principals and assistant principals.

## Experience of Campus Leadership:

**Average Years as Principal:** The number of completed years of experience as a principal, regardless of district or interruption in service. These amounts are added together and divided by the number of all principals reported for the campus.

Staff Information	District	State
<b>Experience of Campus Leadership</b>		
Average Years Experience of Principals	4.6	6.0
Average Years Experience of Principals with District	4.1	5.1
Average years Experience of Assistant Principals	4.0	5.1
Average Years experience of Assistant Principals with District	3.1	4.3
Average Years Experience of Teachers	12.6	11.2
Average Years Experience of Teachers with District	6.4	7.0

**Average Years as Principal with District:** The number of years a principal is employed in the district regardless of any interruption in service. The amounts are added together and divided by the number of principals reported for the district.

<b>Average Teacher Salary by Years of Experience (regular duties only)</b>		
Beginning Teachers	\$55,477	\$55,689
1-5 Years Experience	\$56,500	\$59,266
6-10 Years Experience	\$60,223	\$62,607
11-20 Years Experience	\$64,272	\$66,353
21-30 Years Experience	\$70,205	\$70,976
Over 30 Years Experience	\$80,864	\$75,042

**Average Years as Assistant Principal:** The number of completed years of experience as assistant principal, regardless of district or interruption of service. The amounts are added together and divided by the number of assistant principals reported for the campus.

<b>Average Actual Salaries (regular duties only)</b>		
Teachers	\$62,872	\$63,751
Professional Support	\$72,984	\$75,909
Campus Administration (School Leadership)	\$88,085	\$88,786
Central Administration	\$92,127	\$118,447
Instructional Staff Percent	61.6%	64.8%
Turnover Rate for Teachers	16.1%	18.8%

**Average Years as Assistant Principal with District:** The number of years employed as assistant principal in the district regardless of any interruption in service. These amounts are added together and divided by the number of assistant principals reported for the district.





# WISD STAAR Participation

The percentage of students who were administered a STAAR assessment, STAAR Alternate 2, Texas English Language Proficiency Assessment System (TELPAS), TELPAS Alternate.

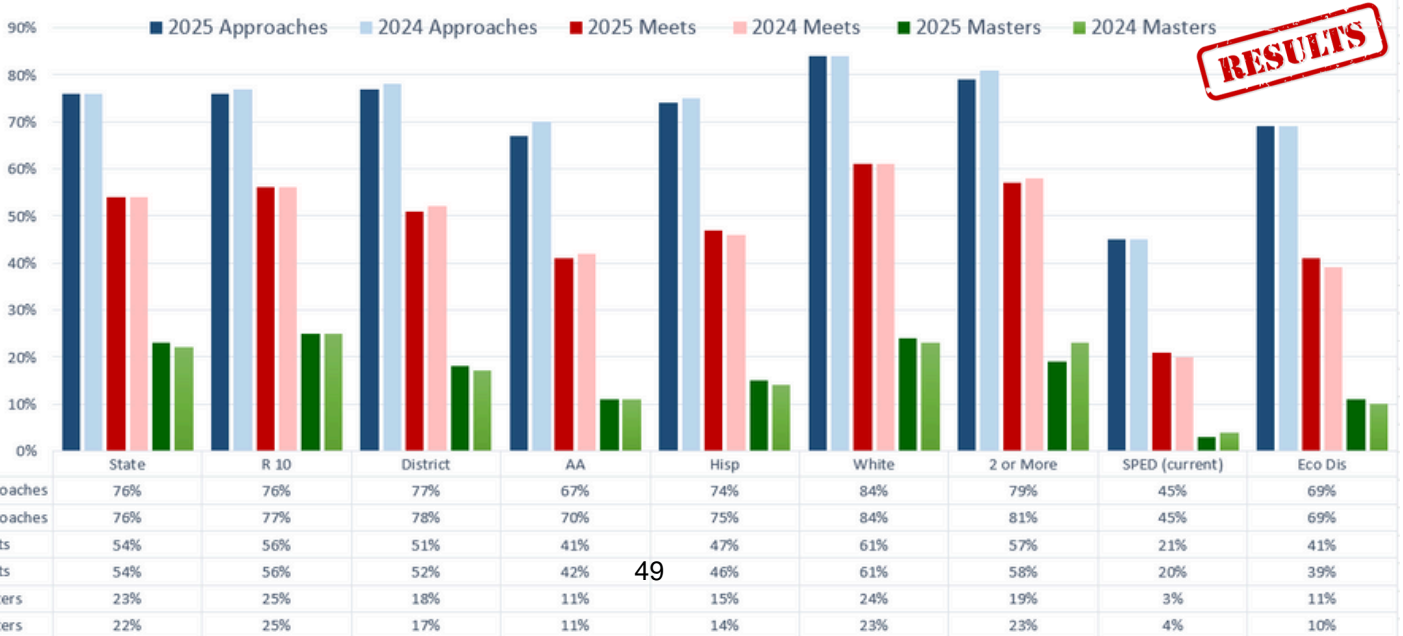
	State	R 10	District	AA	Hisp	White	2 or More	SPED (current)	Continuously Enrolled	Non Continuously Enrolled	Eco Dis
<b>All Tests</b>											
Assessment Participant	99%	99%	99%	99%	99%	99%	99%	99%	99%	99%	99%
Included in Accountability	93%	93%	94%	93%	92%	96%	97%	95%	97%	87%	93%
Absent	100%	100%	100%	100%	100%	100%	100%	100%	100%	100%	100%
<b>Reading</b>											
Assessment Participant	99%	99%	100%	100%	100%	99%	99%	100%	100%	100%	100%
Included in Accountability	91%	91%	93%	94%	90%	96%	97%	94%	97%	87%	92%
Absent	1%	0%	0%	0%	0%	0%	0%	0%	0%	0%	0%
<b>Math</b>											
Assessment Participant	99%	99%	99%	99%	99%	99%	99%	99%	99%	99%	99%
Included in Accountability	94%	94%	94%	92%	93%	96%	97%	95%	97%	87%	94%
Absent	1%	1%	1%	0%	3%	0%	0%	1%	0%	4%	2%
<b>Science</b>											
Assessment Participant	99%	99%	99%	99%	99%	99%	99%	99%	99%	99%	99%
Included in Accountability	94%	94%	94%	93%	93%	96%	99%	99%	100%	87%	93%
Absent	1%	1%	1%	1%	1%	0%	1%	1%	0%	1%	1%
<b>Social Studies</b>											
Assessment Participant	99%	99%	99%	100%	99%	99%	99%	100%	99%	99%	99%
Included in Accountability	94%	94%	95%	93%	94%	97%	99%	95%	98%	88%	94%
Absent	1%	1%	1%	0%	2%	0%	0%	1%	1%	1%	1%

## STAAR Results/Comparisons

Performance Level Designation	Definition
Does Not Meet	Unlikely to succeed in the next grade or course with <b>significant, ongoing academic intervention</b>
Approaches	Likely to succeed in the next grade or course with <b>targeted academic intervention.</b>
Meets	High likelihood of success in the next grade or course but still may need some <b>short-term, targeted academic intervention.</b>
Masters	Expected to succeed in the next grade or course with <b>little or no academic intervention.</b>

STAAR performance standards relate levels of test performance to the expectations defined in the state-mandated curriculum standards known as the Texas Essential Knowledge and Skills (TEKS). Cut scores established by the agency distinguish between performance levels, or categories.

### ALL GRADES READING

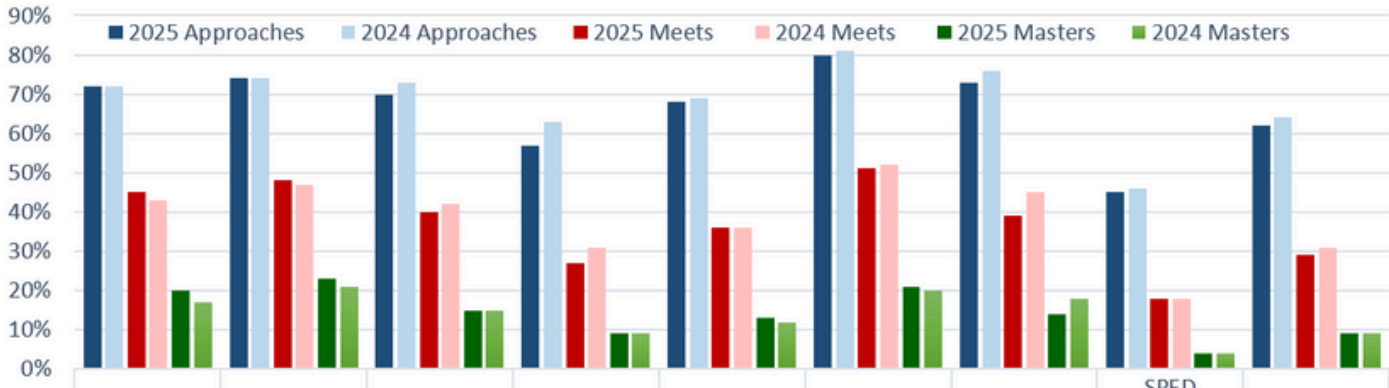


STAAR GR3-8 & EOC GR9-10

# STAAR Results / Comparisons continued.....

## ALL Grades MATH

STAAR GR3-8 &  
EOC GR9

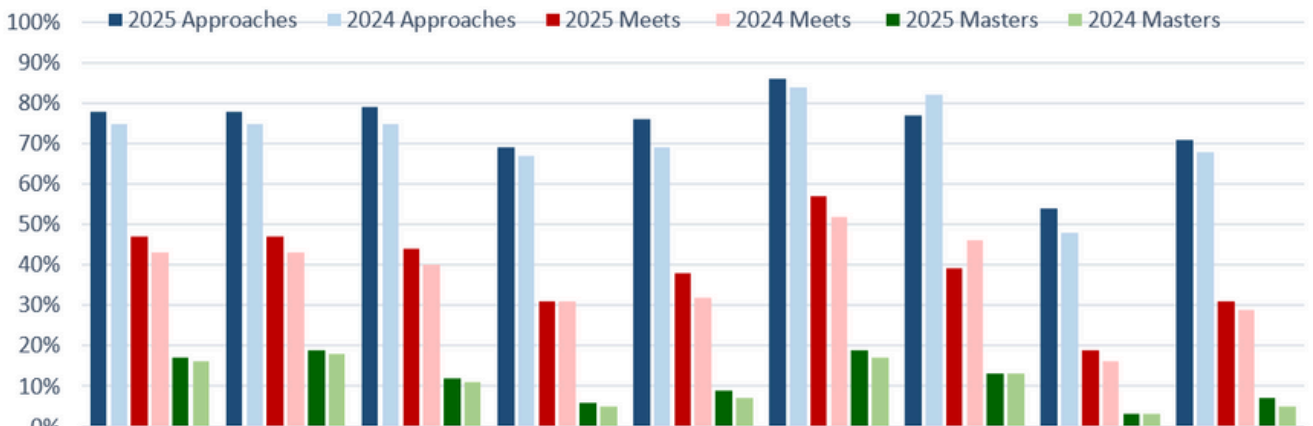


2025 Approaches	72%	74%	70%	57%	68%	80%	73%	45%	62%
2024 Approaches	72%	74%	73%	63%	69%	81%	76%	46%	64%
2025 Meets	45%	48%	40%	27%	36%	51%	39%	18%	29%
2024 Meets	43%	47%	42%	31%	36%	52%	45%	18%	31%
2025 Masters	20%	23%	15%	9%	13%	21%	14%	4%	9%
2024 Masters	17%	21%	15%	9%	12%	20%	18%	4%	9%

- Accelerated instruction:** In Texas, Accelerated Instruction is a state-mandated support program for students who do not achieve "Approaches Grade Level" or higher on their STAAR or End-of-Course (EOC) assessments.
- Hours of Instruction:** *15 Hours:* For most students who do not pass. *30 Hours:* For students who score in the "Low Does Not Meet" category or fail the same subject for two consecutive years as well as all Grade 4 students who do not pass in Grade 3.
- Accelerated Education Plans (AEP):** If a student fails the same subject two years in a row, the school must develop an Accelerated Education Plan (AEP)

## ALL Grades SCIENCE

STAAR GR5/8 &  
EOC GR9

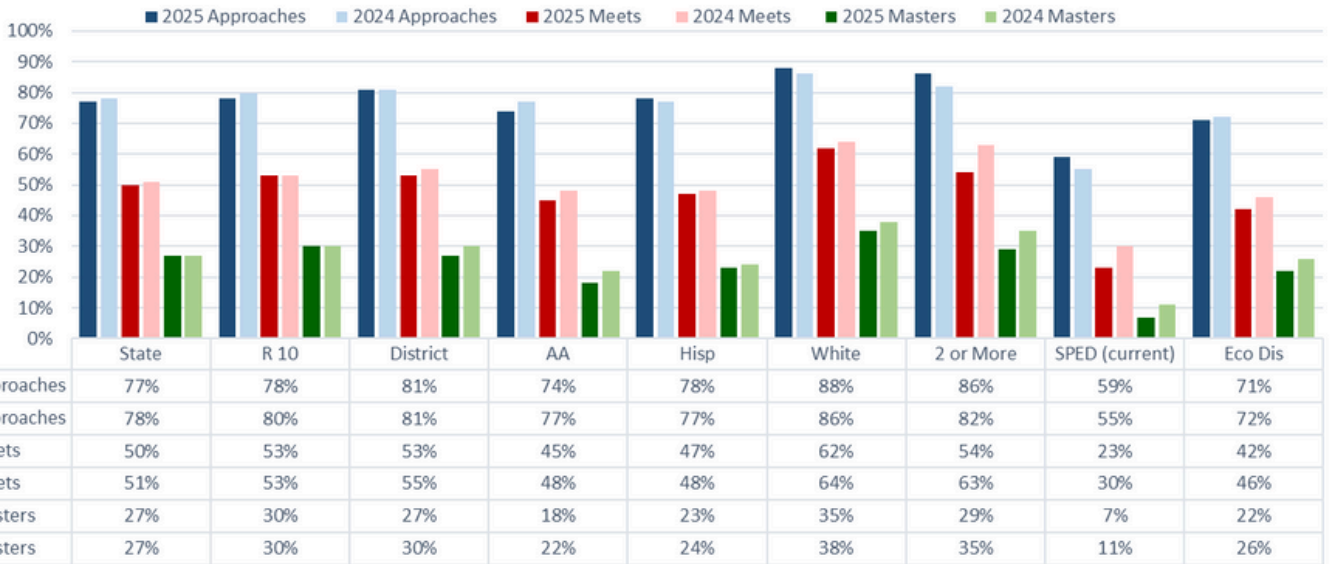


2025 Approaches	78%	78%	79%	69%	76%	86%	77%	54%	71%
2024 Approaches	75%	75%	75%	67%	69%	84%	82%	48%	68%
2025 Meets	47%	47%	44%	31%	38%	57%	39%	19%	31%
2024 Meets	43%	43%	40%	31%	32%	52%	46%	16%	29%
2025 Masters	17%	19%	12%	6%	9%	19%	13%	3%	7%
2024 Masters	16%	18%	11%	5%	7%	17%	13%	3%	5%

# STAAR Results / Comparisons continued.....

STAAR GR8 &  
EOC GR 11

## ALL Grades SOCIAL STUDIES



## Graduation Rate

**Annual Graduates:** The count and percentage of students who graduate at some time during the school year. It includes summer graduates and is reported by districts in the fall of the following school year. It includes all students in grade 12 who graduated, as well as graduates from other grades.

Graduation rates are lagging indicators thus the most current TAPR data represents 2019-20 graduates

## Texas Education Agency 2023-2024 District Graduation Profile



	District		State	
<b>Graduates (2019-20 Annual Graduates)</b>				
Total Graduates	938	100.0%	382,023	100.0%
<b>By Ethnicity:</b>				
African American	168	17.9%	48,064	12.6%
Hispanic	366	39.0%	200,942	52.6%
White	370	39.4%	101,714	26.6%
American Indian	1	0.1%	1,231	0.3%
Asian	6	0.6%	19,746	5.2%
Pacific Islander	1	0.1%	606	0.2%
Two or More Races	26	2.8%	9,720	2.5%
<b>By Graduation Type:</b>				
Minimum H.S. Program	0	0.0%	309	0.1%
Recommended H.S. Program/Distinguished Achievement Program	0	0.0%	101	0.0%
Foundation H.S. Program (No Endorsement)	270	28.8%	46,183	12.1%
Foundation H.S. Program (Endorsement)	113	12.0%	42,042	11.0%
Foundation H.S. Program (DLA)	553	59.0%	293,032	76.7%
Special Education Graduates	100	9.5%	29,018	8.1%
Economically Disadvantaged Graduates	406	38.2%	187,187	52.0%
Emergent Bilingual (EB)/English Learner (EL) Graduates	73	3.3%	29,639	8.2%
At-Risk Graduates	432	43.1%	148,836	41.3%
At-Risk Graduates	436	46.5%	127,800	33.5%

SAT

## SAT / ACT Comparison

ACT

SAT/ACT Annual Results (Annual Graduates)				
	Year	State	R10	District
Tested	2023-24	76.7%	84.0%	44.3%
	2022-23	75.0%	4.0%	51.9%
At/Above Criterion for All Examinees	2023-24	35.7%	86.3%	40.6%
	2022-23	36.1%	32.7%	36.7%

Average SAT Score (Annual Graduates)				
	Year	State	R10	District
All Subjects	2023-24	975	997	1023
	2022-23	978	997	1025
English Language Arts	2023-24	496	506	520
	2022-23	497	505	517
Mathematics	2023-24	479	490	502
	2022-23	482	492	507

Performance of annual graduates from all Texas public schools on SAT and ACT. If a student takes the SAT or ACT more than once, the best result by subject area is selected.

Average ACT Score (Annual Graduates)				
	Year	State	R10	District
All Subjects	2023-24	19.3	20.1	20.7
	2022-23	19.2	20.0	19.7
English Language Arts	2023-24	19.0	19.9	20.7
	2022-23	18.8	19.8	19.4
Mathematics	2023-24	19.0	19.8	20.0
	2022-23	18.9	19.8	19.7
Science	2023-24	19.6	20.3	20.8
	2022-23	19.5	20.3	20.0

Accelerated Testers			
	State	R10	District
SAT/ACT Participation	93%	96%	83%

AP Results (Participation: Grades 11-12)				
	Year	State	R10	District
All Subjects	2024	25.7%	25.7%	15.2%
	2023	24.2%	24.2%	10.6%
English Language Arts	2024	14.6%	14.6%	10.6%
	2023	13.8%	13.8%	8.6%
Mathematics	2024	9.6%	9.6%	5.5%
	2023	7.4%	7.4%	2.0%
Science	2024	10.9%	10.9%	10.5%
	2023	10.3%	10.3%	7.0%
Social Studies	2024	13.7%	13.7%	9.6%
	2023	13.1%	13.1%	6.4%

AP Results (Examinees >=Criterion: Grades 11-12)				
	Year	State	R10	District
All Subjects	2024	56.9%	59.7%	68.7%
	2023	53.3%	58.2%	61.1%
English Language Arts	2024	48.8%	54.4%	56.5%
	2023	52.3%	59.1%	58.0%
Mathematics	2024	53.4%	55.3%	88.0%
	2023	50.1%	55.2%	73.3%
Science	2024	46.1%	49.0%	35.6%
	2023	44.8%	50.1%	35.2%
Social Studies	2024	56.8%	62.2%	66.3%
	2023	42.0%	49.6%	49.0%

## CCMR-College, Career and Military Readiness Indicators

TSIA Results ( Annual Graduates)				
	Year	State	R10	District
Math	2024	63.2%	70.4%	48.2%
	2023	54.3%	56.5%	45.4%
English Language Arts	2024	69.5%	76.3%	53.1%
	2023	62.8%	65.3%	50.3%
Both Subjects	2024	57.4%	65.5%	40.8%
	2023	48.4%	51.5%	38.8%

### Texas Success Initiative Assessment 2.0 (TSIA2)

TSIA Results (Graduates >= Criterion) (Annual Graduates): The percentage of annual graduates who met the TSI criteria on the TSIA (Data source: THECB and PEIMS 40203)

Advanced/Dual Course Credits (Annual Graduates)				
	Year	State	R10	District
Any Subject	2023-24	45.7%	50.9%	48.9%
English	2023-24	17.8%	19.7%	18.9%
Math	2023-24	19.4%	22.9%	18.0%
Science	2023-24	21.9%	24.0%	20.9%
Social Studies	2023-24	24.5%	30.5%	28.0%

The percentage of students who completed and received credit for at least one advanced or dual-credit course.



A graduate earning an industry-based certification under 19 TAC §74.1003.

Approved Industry Based Certification				
	Year	State	R10	District
Annual Graduates	2023-24	34.9%	32.0%	41.6%
	2022-23	33.4%	33.1%	36.3%

A graduate earning a level I or level II certificate in any workforce education area



Graduates w/ Level I or Level II Certificate				
	Year	State	R10	District
Annual Graduates	2023-24	1.1%	1.3%	1.2%
	2022-23	0.8%	1.0%	1.2%

A graduate who has completed his/her IEP and has either demonstrated self-employment with self-help skills to maintain employment or has demonstrated mastery of specific employability and self-help skills that do not require public school services.

Graduates w/ Completed IEP Workforce Readiness				
	Year	State	R10	District
Annual Graduates	2023-24	2.7%	2.5%	4.6%
	2022-23	2.7%	2.5%	3.6%

The percentage of annual graduates who demonstrated college, career, or military readiness by meeting at least one of the nine criteria described in College, Career, or Military Readiness.

College, Career or Military Readiness (CCMR)				
	Year	State	R10	District
Annual Graduates	2023-24	81.8%	86.1%	73.6%
	2022-23	76.3%	67.8%	67.8%

# Attendance Rate ~ Dropout Rate ~ Graduation Rate



## Attendance Rate

Year	State	R10	District
23-24	93.6%	94.0%	94.9%
22-23	93.3%	93.5%	94.5%

The percentage of students who dropout of school during a school year. Annual dropout rates are shown for districts and campuses that serve grades 7-8 and/or 9-12. State law prohibits including a student who meets any of the following criteria from campus and district annual dropout rate calculations:

- Is ordered by a court to attend a high school equivalency certificate program but has not earned a high school equivalency certificate.
- Was previously reported as a dropout.

The percentage of days that students were present based on student attendance for the entire school year. Only students in grades 1-12 are included in the calculation.

## Annual Dropout Rate (GR7-8)

Year	State	R10	District
2023-24	0.7%	0.7%	0.3%
2022-23	0.8%	0.7%	0.1%

## Annual Dropout Rate (GR9-12)

Year	State	R10	District
2023-24	1.9%	2.4%	0.6%
2022-23	2.0%	2.5%	0.8%

## 4-Year Longitudinal Rate (GR 9-12)

Class	State	R10	District
<b>Class 2024</b>			
Graduated	90.7%	89.5%	96.9%
Received TxCHSE	0.3%	0.2%	0.0%
Continued HS	3.1%	3.3%	50.0%
Dropped Out	5.8%	7.0%	2.6%
Graduates and TxCHSE	91.1%	89.7%	96.9%
Graduates, TxHSE & Continuers	94.2%	93.0%	97.0%
<b>Class 2023</b>			
Graduated	90.3%	88.5%	96.1%
Received TxCHSE	3.0%	0.2%	0.4%
Continued HS	3.1%	3.5%	0.5%
Dropped Out	6.3%	7.7%	3.1%
Graduates and TxCHSE	90.6%	88.7%	96.5%
Graduates, TxHSE & Continuers	93.7%	92.3%	96.9%

**Longitudinal Rates:** The status of a group (cohort) of students after four years in high school (4-Year Longitudinal Rate), after five years in high school (5-Year Extended Longitudinal Rate), or after six years in high school (6-Year Extended Longitudinal Rate).

For the **4-Year Longitudinal Rate**, the cohort consists of students who first attended ninth grade in 2020-21. They are followed through their expected graduation with the Class of 2024.

For the **5-Year Extended Longitudinal Rate**, the cohort consists of students who first attended ninth grade in 2019-20. They are followed for five years and included if they graduated within a year after their expected graduation with the Class of 2023.

For the **6-Year Extended Longitudinal Rate**, the cohort consists of students who first attended ninth grade in 2018-19. They are followed for six years and included if they graduated within two years after their expected graduation with the Class of 2022.

## 5-Year Longitudinal Rate (GR 9-12)

Class	State	R10	District
<b>Class 2023</b>			
Graduated	92.1%	90.4%	96.5%
Received TxCHSE	0.4%	0.3%	0.4%
Continued HS	1.0%	1.0%	0.0%
Dropped Out	6.5%	8.2%	3.2%
Graduates and TxCHSE	92.6%	90.7%	96.8%
Graduates, TxHSE & Continuers	93.5%	91.8%	96.8%
<b>Class 2022</b>			
Graduated	91.8%	89.4%	96.0%
Received TxCHSE	0.4%	0.3%	0.4%
Continued HS	1.0%	1.2%	0.0%
Dropped Out	6.8%	9.1%	3.6%
Graduates and TxCHSE	92.2%	89.7%	96.4%
Graduates, TxHSE & Continuers	93.2%	90.9%	96.4%

## 6-Year Longitudinal Rate (GR 9-12)

Class	State	R10	District
<b>Class 2022</b>			
Graduated	92.2%	0.5%	96.2%
Received TxCHSE	0.5%	0.5%	0.7%
Continued HS	0.5%	9.2%	0.0%
Dropped Out	6.8%	90.3%	3.2%
Graduates and TxCHSE	92.7%	90.8%	96.8%
Graduates, TxHSE & Continuers	93.2%	93.0%	96.8%
<b>Class 2021</b>			
Graduated	92.7%	90.5%	97.1%
Received TxCHSE	0.5%	0.4%	0.7%
Continued HS	0.5%	0.6%	0.0%
Dropped Out	6.3%	8.5%	2.2%
Graduates and TxCHSE	93.2%	90.9%	97.8%
Graduates, TxHSE & Continuers	93.7%	91.5%	97.8%



# STAAR Progress ~ Annual Growth

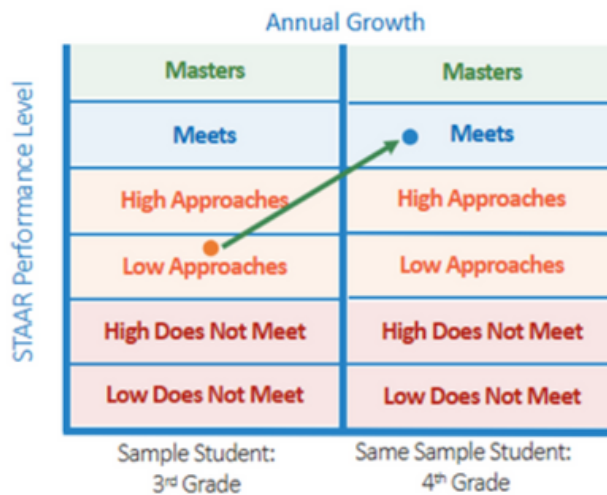
**School Progress Domain**— Annual Growth is the percentage of students who grew academically by at least one school year. For STAAR assessments (with or without accommodations), annual growth is measured by a transition table. Individual student growth is calculated as the change between **Low Did Not Meet** Grade Level, **High Did Not Meet** Grade Level, **Low Approaches** Grade Level, **High Approaches** Grade Level, **Meets** Grade Level, and **Masters** Grade Level performance from the prior year to the current year.

The Academic Growth domain provides an opportunity for campuses to receive credit for STAAR results in RLA and mathematics that show annual growth


Grade	Subject	School Year	State	Region 10	District
Grade 4	Reading	2025	70%	71%	65%
Grade 4	Reading	2024	67%	67%	65%
Grade 4	Mathematics	2025	65%	66%	55%
Grade 4	Mathematics	2024	60%	61%	52%
Grade 5	Reading	2025	69%	71%	66%
Grade 5	Reading	2024	70%	72%	66%
Grade 5	Mathematics	2025	67%	69%	66%
Grade 5	Mathematics	2024	65%	66%	67%
Grade 6	Reading	2025	64%	66%	59%
Grade 6	Reading	2024	61%	64%	59%
Grade 6	Mathematics	2025	56%	58%	52%
Grade 6	Mathematics	2024	48%	50%	54%
Grade 7	Reading	2025	64%	66%	60%
Grade 7	Reading	2024	66%	69%	59%
Grade 7	Mathematics	2025	50%	55%	47%
Grade 7	Mathematics	2024	49%	53%	43%
Grade 8	Reading	2025	72%	74%	72%
Grade 8	Reading	2024	69%	71%	61%
Grade 8	Mathematics	2025	68%	67%	71%
Grade 8	Mathematics	2024	66%	64%	69%
End of Course	English I	2025	63%	64%	64%
End of Course	English I	2024	64%	65%	58%
End of Course	English II	2025	65%	64%	65%
End of Course	English II	2024	69%	70%	72%
End of Course	Algebra I	2025	74%	74%	65%
End of Course	Algebra I	2024	72%	72%	67%
All Grades	Both	2025	65%	67%	62%
All Grades	Both	2024	64%	65%	61%
All Grades	Reading	2025	67%	68%	65%
All Grades	Reading	2024	67%	68%	63%
All Grades	Mathematics	2025	64%	65%	60%
All Grades	Mathematics	2024	60%	62%	59%

## PART A: Academic Growth

Aggregating individual student year-over-year gains



Prior Year	Annual Growth					
	Low Did Not Meet Grade Level	High Did Not Meet Grade Level	Low Approaches Grade Level	High Approaches Grade Level	Meets Grade Level	Masters Grade Level
Low Did Not Meet Grade Level	0	1	1.25	1.25	1.25	1.25
High Did Not Meet Grade Level	0	1/2	1.25	1.25	1.25	1.25
Low Approaches Grade Level	0	0	1/2	1	1	1
High Approaches Grade Level	0	0	0	1/2	1	1
Meets Grade Level	0	0	0	0	1	1
Masters Grade Level	0	0	0	0	0	1



On the Texas Academic Performance Report (TAPR), bilingual STAAR data is specifically organized to show how students in different language programs are performing compared to their peers. These reports do not just give a single score for "bilingual students"; they break the data down by the specific program model.

**Waxahachie ISD**  
Dual Language Enrichment



# WAXAHACHIE ISD

## TEXAS ACADEMIC PERFORMANCE REPORT



2024-2025 ACCOUNTABILITY

### Texas Academic Performance Reports

The Texas Academic Performance Reports (TAPR) pull together a wide range of information on the performance of students in each school and district in Texas every year. Performance is shown disaggregated by student groups, including ethnicity and socioeconomic status. The reports also provide extensive information on school and district staff, programs, and student demographics.

**2025 District Accountability Score: C**

**2023-2024 Financial Standards Report**

**Report on Violent or Criminal Incidents**

**Distinctions Designations:** In Texas, TEA awards Distinctions and Designations to campuses and districts that show outstanding performance relative “comparison groups” (40 other schools similar in demographics and size. Individual schools can earn up to seven “stars” distinctions.

Distinction Category	What it Measures
Academic Achievement	Outstanding performance in Reading/ELA, Mathematics, Science, or Social Studies.
Top 25%: Comparative Growth	The school is in the top quarter of its peer group for student progress year-over-year.
Top 25%: Closing the Gaps	Excellence in improving performance for specific student subgroups (e.g., economically disadvantaged).
Postsecondary Readiness	High rates of SAT/ACT participation, AP/IB success, and graduation preparedness.

**2025 Results Driven Accountability:** In the Texas Education Agency (TEA) Results Driven Accountability (RDA) system, districts are assigned "Determination Levels" (DL) for specific program areas. These levels indicate whether a district is meeting requirements or needs intervention.

For the most recent available reporting cycle (2024-2025), Waxahachie ISD's specific levels are as follows:

Program Area	Determination Level	Status Description
Special Education (SPED)	DL 1	Meets Requirements
Bilingual Education/ESL/EB	DL 1	Meets Requirements
Other Special Populations (OSP)	DL 1	Meets Requirements

### TABLE OF CONTENTS

- TAPR Overview | 1
- Where to Access TAPR Results | 2
- Ethnic Distribution | 2
- Staff & Student Breakdown | 3-4
- STAAR/EOC Breakdown | 5-7
- Graduation Rate / SAT-ACT Comparison | 7
- AP-Advanced Placement & CCMR | 8
- Attendance Rate ~ Dropout Rate ~ Graduation Rate | 9
- STAAR Growth / Bilingual - 10

#### \* TAPR Content

The performance section of the TAPR shows STAAR performance in the following ways:

- By grade level, subject, and student group
- By Performance Level Designation (PLD)
- By End-of-Course (EOC) subject
- All grades
- School Progress Domain: Academic Growth
- Participation Rate
- Attendance Rate
- Annual Dropout Rates
- Graduation Rates
  - 4-year longitudinal
  - 5-year extended longitudinal
  - 6-year extended longitudinal
  - 4-year Federal
- CCMR Related Indicators
- CCMR Readiness Indicators

TAPR also includes District/Campus Profile Overview including:

**\* Student Information-** enrollment, ethnic distribution, economically disadvantaged, English Learners, disciplinary placements, at-risk, students with disabilities, 504 students, dyslexia, retention rates, and class size information.

**\* Staff Information-** total staff, professional staff, educational aides, auxiliary, teachers by- ethnicity, gender, and highest degree held, years of experience, average teacher salary, turnover rate, and contracted staff.

**\* Programs-** Bilingual/ESL, CTE, Gifted and Talented, Special Education.

# 2024-2025 Texas Academic Performance Report

## 2024-25 Texas Academic Performance Report (TAPR)

District Name: WAXAHACHIE ISD

District Number: 070912

2025 District Accountability Score: C

2025 Special Education Determination Status:

**Meets Requirements**



Search  Enter Keywords

[A-Z Index](#) [Contact](#) [Employment](#) [State Board of Education](#) [Sign Up for Updates](#) [TEA Correspondence](#)

[Home](#) > [Performance Reporting Division](#) > [Texas Academic Performance Reports](#) > 2024-25 Texas Academic Performance Report

### 2024-25 Texas Academic Performance Reports (TAPR)

The PDF version of the TAPR includes only major data points and is designed to allow districts to fulfill their [public notification requirements](#), the [Texas Performance Reporting System \(TPRS\)](#) provides additional data in a comprehensive system to help inform stakeholders. Unlike TAPR, TPRS is updated on a rolling basis as data becomes available.

**Search Options**

Data available by [campus](#), [district](#), [ESC region](#), and [state](#).

**Data**

[TAPR Data Download](#): Numerators, denominators, and rates in a delimited format.

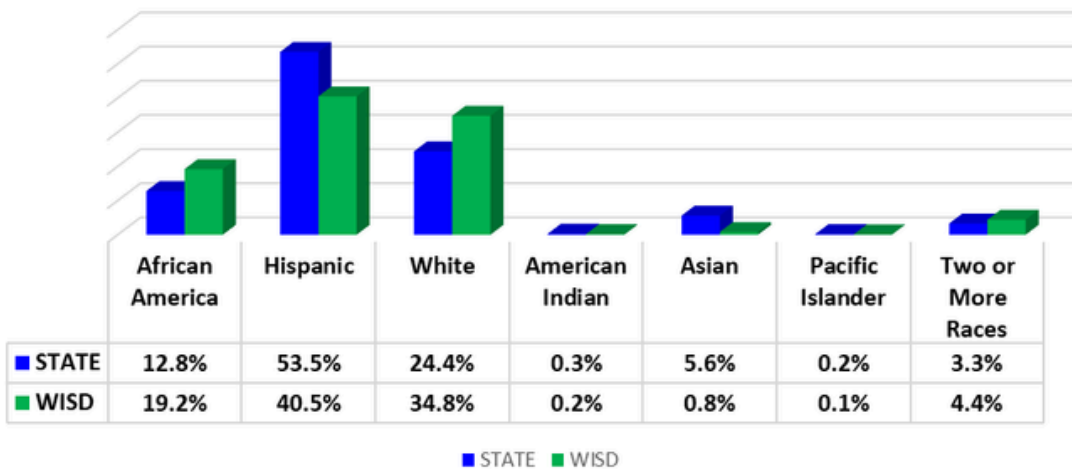
**Resources**

- [TAPR Glossary](#): Definitions, methodologies, and sources for TAPR data.
- [TAPR Glossary](#): Definiciones, metodologías y fuentes de los datos del Informe de Desempeño Académico de Texas (TAPR, por sus siglas en inglés).
- [TAPR Guidelines](#): Help districts meet legal reporting requirements.

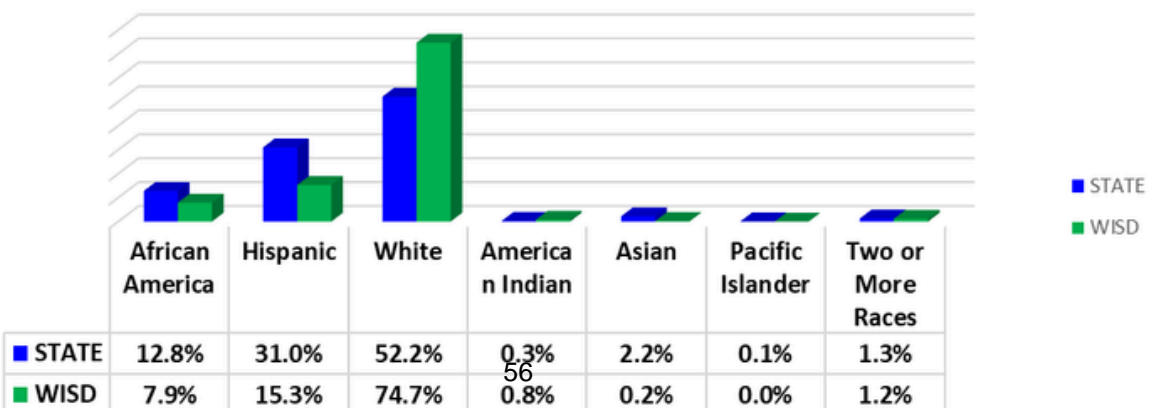
TAPR Glossary

## Ethnic Distribution

### Student Ethnicity Distribution



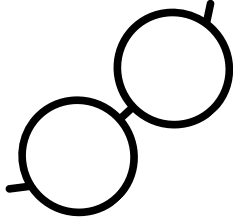
### Teacher Ethnicity Distribution



# Staff Breakdown

# By the Numbers

Staff Information	Count	WISD	State
Professional Staff:	992	60.4%	63.8%
Teachers	773	47.1%	48.3%
Professional Staff	138	8.4%	10.8%
Campus Administration	44	2.7%	3.4%
Central Administration	37	2.3%	1.2%
Educational Aides	213	13.0%	10.7%
Auxillary Staff	438	26.6%	25.5%



Teachers by Years Experience	Count	District	State
Beginning Teachers	40	5.1%	7.3%
1-5 Years Experience	150	19.5%	28.3%
6-10 Years Experience	156	20.2%	19.7%
11-20 Years Experience	283	36.6%	27.6%
21-30 Years Experience	123	16.0%	14.1%
Over 30 Years Experience	20	2.6%	3.0%

## Students by Grade

Pre-K	Kinder	Gr1	Gr2	Gr3	Gr4	Gr5	Gr6	Gr7	Gr8	Gr9	Gr10	Gr11	Gr12
295	716	742	824	828	869	844	861	853	818	952	919	843	773

24-25 Student  
Total: **11,129**

23-24 Student  
Total: **10,982**

**At-Risk:** The count and percentage of students identified as being at risk of dropping out of school as defined by TEC §29.081(d) and (d-1).

**Economically Disadvantaged:** The count and percentage of students eligible for free or reduced-price lunch or eligible for other public assistance.

**Title I:** The count and percentage of students participating in a program authorized under ESEA, Title I, Part A. (Data source: PEIMS 41461)

**Emergent Bilingual Students (EB)/English Learners (EL):** The count and percentage of students whose primary language is other than English and who are in the process of acquiring English.

**Homeless:** The count and percentage of students meeting the criteria defined by 42 U.S.C. Section 11434(a), the term "homeless children and youths"

(A) individuals who lack a fixed, regular, and adequate nighttime residence

Group	24-25	24-25
Eco Dis	5433	48.8%
504	1254	11.3%
Els	1159	10.4%
Dyslexia	1145	10.3%
Foster	31	0.3%
Homeless	105	0.9%
Title I	8645	77.7%
At Risk	5232	47.0%
SPED	1970	17.7%
GT	1008	9.1%

# 2024-25 Student Information

TAPR Glossary

More information of each category can be found on page 30 of the glossary.

Other Student Cohorts	STATE	WISD
Economically Disadvantaged	60.5%	48.8%
Non-Economically Disadvantaged	39.5%	51.2%
Section 504 Students	6.8%	11.3%
EB Students/EL	24.3%	10.4%
Students w/Discipline Placements	2.1%	3.2%
Students w/ Dyslexia	6.4%	10.3%

Student Information	STATE	WISD
Foster Care	0.2%	0.3%
Homeless	1.4%	0.9%
Immigrant	3.5%	1.1%
Migrant	0.2%	0.0%
Title I	66.6%	77.7%
Military Connected	4.1%	9.7%
At-Risk	53.5%	47.0%

Students by Instructional Program	STATE	WISD
Bilingual/ESL Education	24.3%	11.0%
Career and Technical Education	27.7%	30.7%
Career and Tech Education 9-12	74.0%	78.7%
Gifted and Talented Education	8.7%	9.1%
Special Education	15.3%	17.7%

Student Attrition (2023-24)	STATE	WISD
Total Student Attrition	18.0%	21.5%

**Attrition Rate:** The percentage of students enrolled in fall 2022-23 who did not return to the same campus in the fall of 2023-24.

# 2024-25 Staff Information

The average years of experience for principals and assistant principals.

## Experience of Campus Leadership:

**Average Years as Principal:** The number of completed years of experience as a principal, regardless of district or interruption in service. These amounts are added together and divided by the number of all principals reported for the campus.

Staff Information	District	State
<b>Experience of Campus Leadership</b>		
Average Years Experience of Principals	4.6	6.0
Average Years Experience of Principals with District	4.1	5.1
Average years Experience of Assistant Principals	4.0	5.1
Average Years experience of Assistant Principals with District	3.1	4.3
Average Years Experience of Teachers	12.6	11.2
Average Years Experience of Teachers with District	6.4	7.0

**Average Years as Principal with District:** The number of years a principal is employed in the district regardless of any interruption in service. The amounts are added together and divided by the number of principals reported for the district.

<b>Average Teacher Salary by Years of Experience (regular duties only)</b>		
Beginning Teachers	\$55,477	\$55,689
1-5 Years Experience	\$56,500	\$59,266
6-10 Years Experience	\$60,223	\$62,607
11-20 Years Experience	\$64,272	\$66,353
21-30 Years Experience	\$70,205	\$70,976
Over 30 Years Experience	\$80,864	\$75,042

**Average Years as Assistant Principal:** The number of completed years of experience as assistant principal, regardless of district or interruption of service. The amounts are added together and divided by the number of assistant principals reported for the campus.

<b>Average Actual Salaries (regular duties only)</b>		
Teachers	\$62,872	\$63,751
Professional Support	\$72,984	\$75,909
Campus Administration (School Leadership)	\$88,085	\$88,786
Central Administration	\$92,127	\$118,447
Instructional Staff Percent	61.6%	64.8%
Turnover Rate for Teachers	16.1%	18.8%

**Average Years as Assistant Principal with District:** The number of years employed as assistant principal in the district regardless of any interruption in service. These amounts are added together and divided by the number of assistant principals reported for the district.





# WISD STAAR Participation

The percentage of students who were administered a STAAR assessment, STAAR Alternate 2, Texas English Language Proficiency Assessment System (TELPAS), TELPAS Alternate.

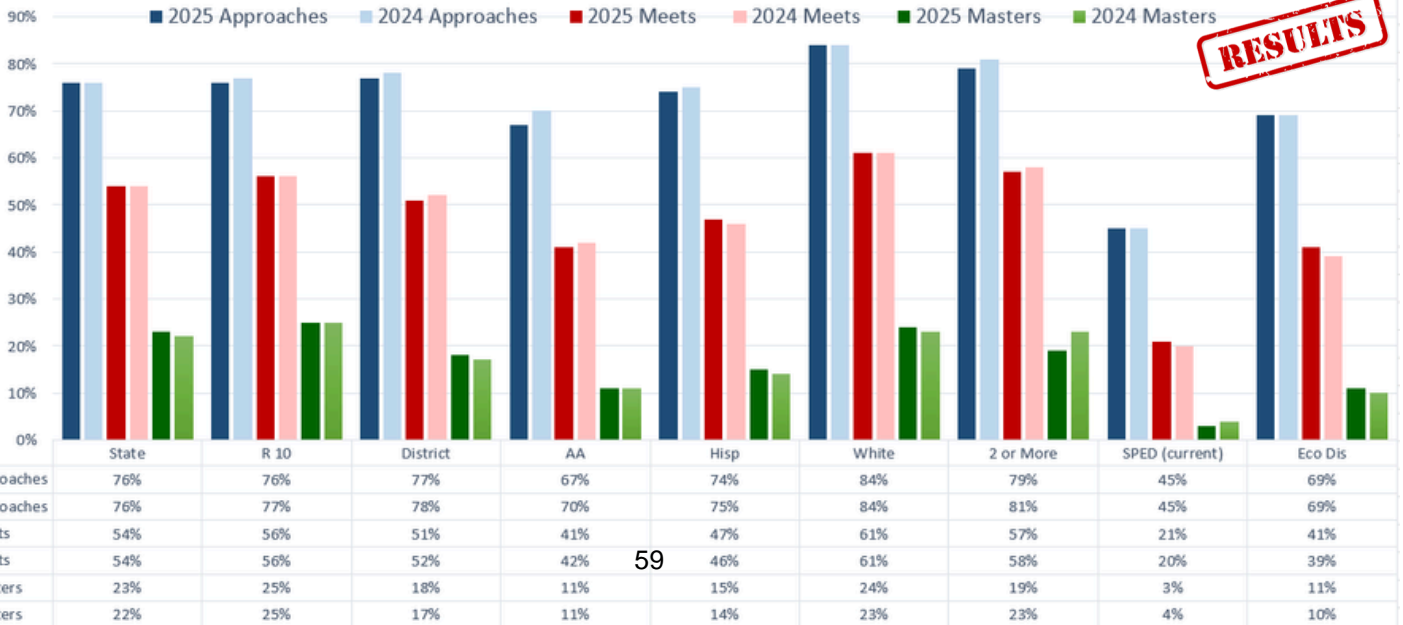
	State	R 10	District	AA	Hisp	White	2 or More	SPED (current)	Continuously Enrolled	Non Continuously Enrolled	Eco Dis
<b>All Tests</b>											
Assessment Participant	99%	99%	99%	99%	99%	99%	99%	99%	99%	99%	99%
Included in Accountability	93%	93%	94%	93%	92%	96%	97%	95%	97%	87%	93%
Absent	100%	100%	100%	100%	100%	100%	100%	100%	100%	100%	100%
<b>Reading</b>											
Assessment Participant	99%	99%	100%	100%	100%	99%	99%	100%	100%	100%	100%
Included in Accountability	91%	91%	93%	94%	90%	96%	97%	94%	97%	87%	92%
Absent	1%	0%	0%	0%	0%	0%	0%	0%	0%	0%	0%
<b>Math</b>											
Assessment Participant	99%	99%	99%	99%	99%	99%	99%	99%	99%	99%	99%
Included in Accountability	94%	94%	94%	92%	93%	96%	97%	95%	97%	87%	94%
Absent	1%	1%	1%	0%	3%	0%	0%	1%	0%	4%	2%
<b>Science</b>											
Assessment Participant	99%	99%	99%	99%	99%	99%	99%	99%	99%	99%	99%
Included in Accountability	94%	94%	94%	93%	93%	96%	99%	99%	100%	87%	93%
Absent	1%	1%	1%	1%	1%	0%	1%	1%	0%	1%	1%
<b>Social Studies</b>											
Assessment Participant	99%	99%	99%	100%	99%	99%	99%	100%	99%	99%	99%
Included in Accountability	94%	94%	95%	93%	94%	97%	99%	95%	98%	88%	94%
Absent	1%	1%	1%	0%	2%	0%	0%	1%	1%	1%	1%

## STAAR Results/Comparisons

Performance Level Designation	Definition
Does Not Meet	Unlikely to succeed in the next grade or course with <b>significant, ongoing academic intervention</b>
Approaches	Likely to succeed in the next grade or course with <b>targeted academic intervention.</b>
Meets	High likelihood of success in the next grade or course but still may need some <b>short-term, targeted academic intervention.</b>
Masters	Expected to succeed in the next grade or course with <b>little or no academic intervention.</b>

STAAR performance standards relate levels of test performance to the expectations defined in the state-mandated curriculum standards known as the Texas Essential Knowledge and Skills (TEKS). Cut scores established by the agency distinguish between performance levels, or categories.

### ALL GRADES READING

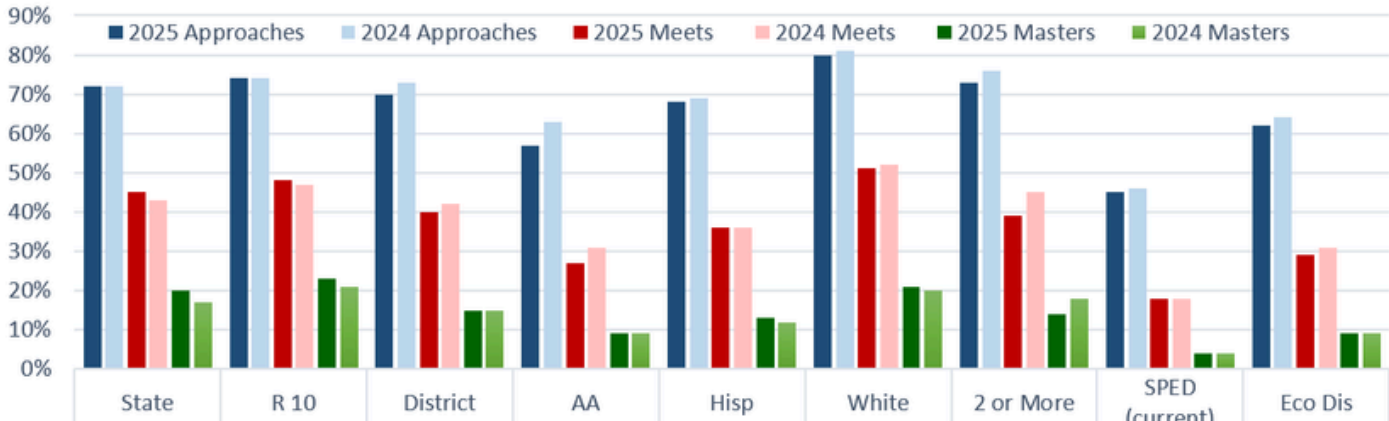


STAAR GR3-8 & EOC GR9-10

# STAAR Results / Comparisons continued.....

## ALL Grades MATH

STAAR GR3-8 &  
EOC GR9

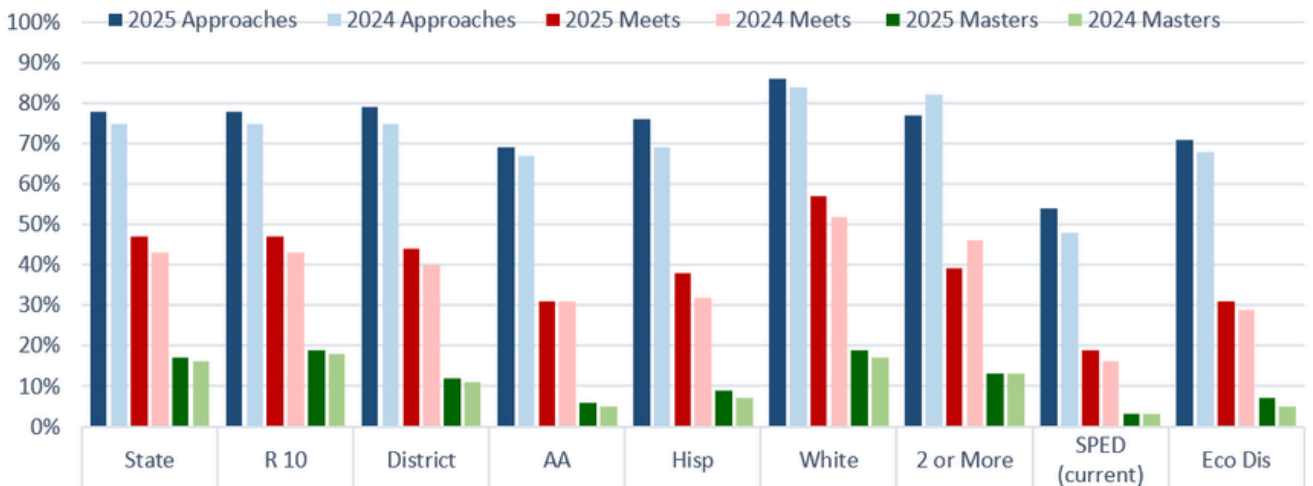


	State	R 10	District	AA	Hisp	White	2 or More	SPED (current)	Eco Dis
2025 Approaches	72%	74%	70%	57%	68%	80%	73%	45%	62%
2024 Approaches	72%	74%	73%	63%	69%	81%	76%	46%	64%
2025 Meets	45%	48%	40%	27%	36%	51%	39%	18%	29%
2024 Meets	43%	47%	42%	31%	36%	52%	45%	18%	31%
2025 Masters	20%	23%	15%	9%	13%	21%	14%	4%	9%
2024 Masters	17%	21%	15%	9%	12%	20%	18%	4%	9%

- Accelerated instruction:** In Texas, Accelerated Instruction is a state-mandated support program for students who do not achieve "Approaches Grade Level" or higher on their STAAR or End-of-Course (EOC) assessments.
- Hours of Instruction: 15 Hours:** For most students who do not pass. **30 Hours:** For students who score in the "Low Does Not Meet" category or fail the same subject for two consecutive years as well as all Grade 4 students who do not pass in Grade 3.
- Accelerated Education Plans (AEP):** If a student fails the same subject two years in a row, the school must develop an Accelerated Education Plan (AEP)

## ALL Grades SCIENCE

STAAR GR5/8 &  
EOC GR9

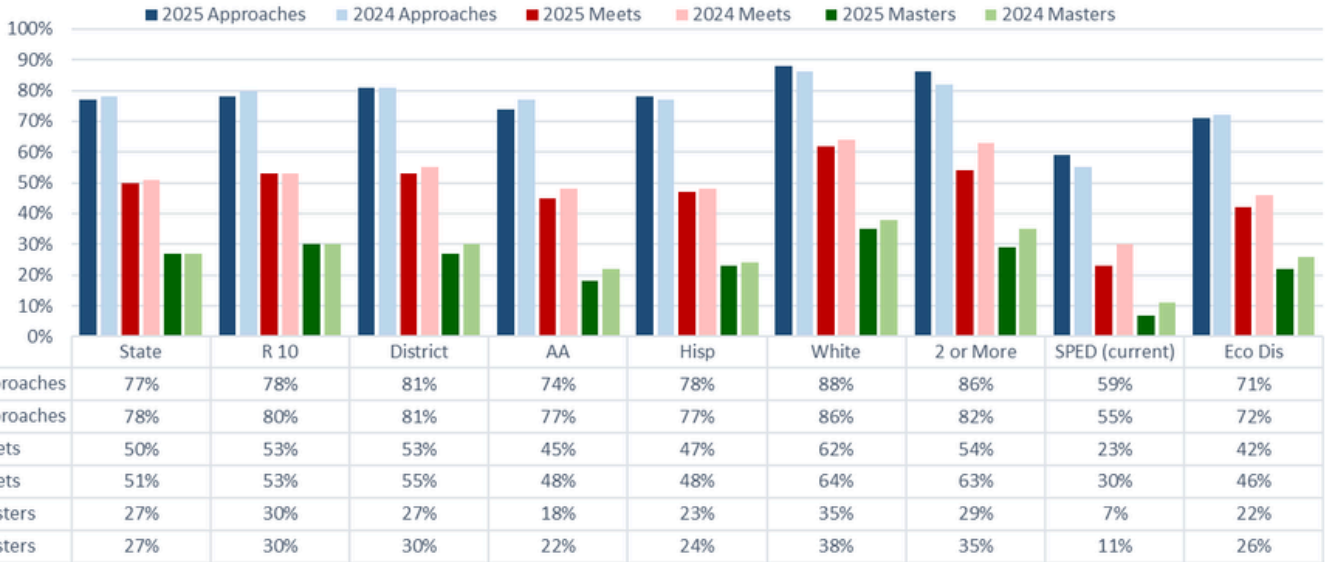


	State	R 10	District	AA	Hisp	White	2 or More	SPED (current)	Eco Dis
2025 Approaches	78%	78%	79%	69%	76%	86%	77%	54%	71%
2024 Approaches	75%	75%	75%	67%	69%	84%	82%	48%	68%
2025 Meets	47%	47%	44%	31%	38%	57%	39%	19%	31%
2024 Meets	43%	43%	40%	31%	32%	52%	46%	16%	29%
2025 Masters	17%	19%	12%	6%	9%	19%	13%	3%	7%
2024 Masters	16%	18%	11%	5%	7%	17%	13%	3%	5%

# STAAR Results / Comparisons continued.....

STAAR GR8 &  
EOC GR 11

## ALL Grades SOCIAL STUDIES



## Graduation Rate

**Annual Graduates:** The count and percentage of students who graduate at some time during the school year. It includes summer graduates and is reported by districts in the fall of the following school year. It includes all students in grade 12 who graduated, as well as graduates from other grades.

Graduation rates are lagging indicators thus the most current TAPR data represents 2023-2024 graduates

### Texas Education Agency 2023-2024 District Graduation Profile

	District		State	
<b>Graduates (2019-20 Annual Graduates)</b>				
Total Graduates	938	100.0%	382,023	100.0%
<b>By Ethnicity:</b>				
African American	168	17.9%	48,064	12.6%
Hispanic	366	39.0%	200,942	52.6%
White	370	39.4%	101,714	26.6%
American Indian	1	0.1%	1,231	0.3%
Asian	6	0.6%	19,746	5.2%
Pacific Islander	1	0.1%	606	0.2%
Two or More Races	26	2.8%	9,720	2.5%
<b>By Graduation Type:</b>				
Minimum H.S. Program	0	0.0%	309	0.1%
Recommended H.S. Program/Distinguished Achievement Program	0	0.0%	101	0.0%
Foundation H.S. Program (No Endorsement)	270	28.8%	46,183	12.1%
Foundation H.S. Program (Endorsement)	113	12.0%	42,042	11.0%
Foundation H.S. Program (DLA)	553	59.0%	293,032	76.7%
Special Education Graduates	100	9.5%	29,018	8.1%
Economically Disadvantaged Graduates	406	38.2%	187,187	52.0%
Emergent Bilingual (EB)/English Learner (EL) Graduates	73	3.3%	29,639	8.2%
At-Risk Graduates	432	43.1%	148,836	41.3%
At-Risk Graduates	436	46.5%	127,800	33.5%



SAT

## SAT / ACT Comparison

ACT

SAT/ACT Annual Results (Annual Graduates)				
	Year	State	R10	District
Tested	2023-24	76.7%	84.0%	44.3%
	2022-23	75.0%	4.0%	51.9%
At/Above Criterion for All Examinees	2023-24	35.7%	86.3%	40.6%
	2022-23	36.1%	32.7%	36.7%

Average SAT Score (Annual Graduates)				
	Year	State	R10	District
All Subjects	2023-24	975	997	1023
	2022-23	978	997	1025
English Language Arts	2023-24	496	506	520
	2022-23	497	505	517
Mathematics	2023-24	479	490	502
	2022-23	482	492	507

Performance of annual graduates from all Texas public schools on SAT and ACT. If a student takes the SAT or ACT more than once, the best result by subject area is selected.

Average ACT Score (Annual Graduates)				
	Year	State	R10	District
All Subjects	2023-24	19.3	20.1	20.7
	2022-23	19.2	20.0	19.7
English Language Arts	2023-24	19.0	19.9	20.7
	2022-23	18.8	19.8	19.4
Mathematics	2023-24	19.0	19.8	20.0
	2022-23	18.9	19.8	19.7
Science	2023-24	19.6	20.3	20.8
	2022-23	19.5	20.3	20.0

Accelerated Testers			
	State	R10	District
SAT/ACT Participation	93%	96%	83%

AP Results (Participation: Grades 11-12)				
	Year	State	R10	District
All Subjects	2024	25.7%	25.7%	15.2%
	2023	24.2%	24.2%	10.6%
English Language Arts	2024	14.6%	14.6%	10.6%
	2023	13.8%	13.8%	8.6%
Mathematics	2024	9.6%	9.6%	5.5%
	2023	7.4%	7.4%	2.0%
Science	2024	10.9%	10.9%	10.5%
	2023	10.3%	10.3%	7.0%
Social Studies	2024	13.7%	13.7%	9.6%
	2023	13.1%	13.1%	6.4%

AP Results (Examinees >=Criterion: Grades 11-12)				
	Year	State	R10	District
All Subjects	2024	56.9%	59.7%	68.7%
	2023	53.3%	58.2%	61.1%
English Language Arts	2024	48.8%	54.4%	56.5%
	2023	52.3%	59.1%	58.0%
Mathematics	2024	53.4%	55.3%	88.0%
	2023	50.1%	55.2%	73.3%
Science	2024	46.1%	49.0%	35.6%
	2023	44.8%	50.1%	35.2%
Social Studies	2024	56.8%	62.2%	66.3%
	2023	42.0%	49.6%	49.0%

## CCMR-College, Career and Military Readiness Indicators

TSIA Results ( Annual Graduates)				
	Year	State	R10	District
Math	2024	63.2%	70.4%	48.2%
	2023	54.3%	56.5%	45.4%
English Language Arts	2024	69.5%	76.3%	53.1%
	2023	62.8%	65.3%	50.3%
Both Subjects	2024	57.4%	65.5%	40.8%
	2023	48.4%	51.5%	38.8%

### Texas Success Initiative Assessment 2.0 (TSIA2)

TSIA Results (Graduates >= Criterion) (Annual Graduates): The percentage of annual graduates who met the TSI criteria on the TSIA (Data source: THECB and PEIMS 40203)

Advanced/Dual Course Credits (Annual Graduates)				
	Year	State	R10	District
Any Subject	2023-24	45.7%	50.9%	48.9%
English	2023-24	17.8%	19.7%	18.9%
Math	2023-24	19.4%	22.9%	18.0%
Science	2023-24	21.9%	24.0%	20.9%
Social Studies	2023-24	24.5%	30.5%	28.0%

The percentage of students who completed and received credit for at least one advanced or dual-credit course.



A graduate earning an industry-based certification under 19 TAC §74.1003.

Approved Industry Based Certification				
	Year	State	R10	District
Annual Graduates	2023-24	34.9%	32.0%	41.6%
	2022-23	33.4%	33.1%	36.3%

A graduate earning a level I or level II certificate in any workforce education area



Graduates w/ Level I or Level II Certificate				
	Year	State	R10	District
Annual Graduates	2023-24	1.1%	1.3%	1.2%
	2022-23	0.8%	1.0%	1.2%

A graduate who has completed his/her IEP and has either demonstrated self-employment with self-help skills to maintain employment or has demonstrated mastery of specific employability and self-help skills that do not require public school services.

Graduates w/ Completed IEP Workforce Readiness				
	Year	State	R10	District
Annual Graduates	2023-24	2.7%	2.5%	4.6%
	2022-23	2.7%	2.5%	3.6%

The percentage of annual graduates who demonstrated college, career, or military readiness by meeting at least one of the nine criteria described in College, Career, or Military Readiness.

College, Career or Military Readiness (CCMR)				
	Year	State	R10	District
Annual Graduates	2023-24	81.8%	86.1%	73.6%
	2022-23	76.3%	67.8%	67.8%

# Attendance Rate ~ Dropout Rate ~ Graduation Rate



Attendance Rate			
Year	State	R10	District
23-24	93.6%	94.0%	94.9%
22-23	93.3%	93.5%	94.5%

The percentage of students who dropout of school during a school year. Annual dropout rates are shown for districts and campuses that serve grades 7-8 and/or 9-12. State law prohibits including a student who meets any of the following criteria from campus and district annual dropout rate calculations:

- Is ordered by a court to attend a high school equivalency certificate program but has not earned a high school equivalency certificate.
- Was previously reported as a dropout.

The percentage of days that students were present based on student attendance for the entire school year. Only students in grades 1-12 are included in the calculation.



Annual Dropout Rate (GR7-8)			
Year	State	R10	District
2023-24	0.7%	0.7%	0.3%
2022-23	0.8%	0.7%	0.1%

Annual Dropout Rate (GR9-12)			
Year	State	R10	District
2023-24	1.9%	2.4%	0.6%
2022-23	2.0%	2.5%	0.8%

4-Year Longitudinal Rate (GR 9-12)			
Class	State	R10	District
<b>Class 2024</b>			
Graduated	90.7%	89.5%	96.9%
Received TxCHSE	0.3%	0.2%	0.0%
Continued HS	3.1%	3.3%	50.0%
Dropped Out	5.8%	7.0%	2.6%
Graduates and TxCHSE	91.1%	89.7%	96.9%
Graduates, TxHSE & Continuers	94.2%	93.0%	97.0%
<b>Class 2023</b>			
Graduated	90.3%	88.5%	96.1%
Received TxCHSE	3.0%	0.2%	0.4%
Continued HS	3.1%	3.5%	0.5%
Dropped Out	6.3%	7.7%	3.1%
Graduates and TxCHSE	90.6%	88.7%	96.5%
Graduates, TxHSE & Continuers	93.7%	92.3%	96.9%

**Longitudinal Rates:** The status of a group (cohort) of students after four years in high school (4-Year Longitudinal Rate), after five years in high school (5-Year Extended Longitudinal Rate), or after six years in high school (6-Year Extended Longitudinal Rate).

For the **4-Year Longitudinal Rate**, the cohort consists of students who first attended ninth grade in 2020-21. They are followed through their expected graduation with the Class of 2024.

For the **5-Year Extended Longitudinal Rate**, the cohort consists of students who first attended ninth grade in 2019-20. They are followed for five years and included if they graduated within a year after their expected graduation with the Class of 2023.

5-Year Longitudinal Rate (GR 9-12)			
Class	State	R10	District
<b>Class 2023</b>			
Graduated	92.1%	90.4%	96.5%
Received TxCHSE	0.4%	0.3%	0.4%
Continued HS	1.0%	1.0%	0.0%
Dropped Out	6.5%	8.2%	3.2%
Graduates and TxCHSE	92.6%	90.7%	96.8%
Graduates, TxHSE & Continuers	93.5%	91.8%	96.8%
<b>Class 2022</b>			
Graduated	91.8%	89.4%	96.0%
Received TxCHSE	0.4%	0.3%	0.4%
Continued HS	1.0%	1.2%	0.0%
Dropped Out	6.8%	9.1%	3.6%
Graduates and TxCHSE	92.2%	89.7%	96.4%
Graduates, TxHSE & Continuers	93.2%	90.9%	96.4%

For the **6-Year Extended Longitudinal Rate**, the cohort consists of students who first attended ninth grade in 2018-19. They are followed for six years and included if they graduated within two years after their expected graduation with the Class of 2022.

6-Year Longitudinal Rate (GR 9-12)			
Class	State	R10	District
<b>Class 2022</b>			
Graduated	92.2%	0.5%	96.2%
Received TxCHSE	0.5%	0.5%	0.7%
Continued HS	0.5%	9.2%	0.0%
Dropped Out	6.8%	90.3%	3.2%
Graduates and TxCHSE	92.7%	90.8%	96.8%
Graduates, TxHSE & Continuers	93.2%	93.0%	96.8%
<b>Class 2021</b>			
Graduated	92.7%	90.5%	97.1%
Received TxCHSE	0.5%	0.4%	0.7%
Continued HS	0.5%	0.6%	0.0%
Dropped Out	6.3%	8.5%	2.2%
Graduates and TxCHSE	93.2%	90.9%	97.8%
Graduates, TxHSE & Continuers	93.7%	91.5%	97.8%



# STAAR Progress ~ Annual Growth

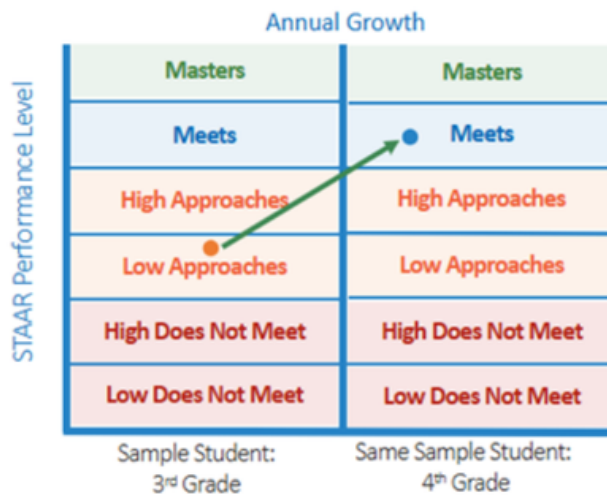
**School Progress Domain**— Annual Growth is the percentage of students who grew academically by at least one school year. For STAAR assessments (with or without accommodations), annual growth is measured by a transition table. Individual student growth is calculated as the change between **Low Did Not Meet** Grade Level, **High Did Not Meet** Grade Level, **Low Approaches** Grade Level, **High Approaches** Grade Level, **Meets** Grade Level, and **Masters** Grade Level performance from the prior year to the current year.

The Academic Growth domain provides an opportunity for campuses to receive credit for STAAR results in RLA and mathematics that show annual growth


Grade	Subject	School Year	State	Region 10	District
Grade 4	Reading	2025	70%	71%	65%
Grade 4	Reading	2024	67%	67%	65%
Grade 4	Mathematics	2025	65%	66%	55%
Grade 4	Mathematics	2024	60%	61%	52%
Grade 5	Reading	2025	69%	71%	66%
Grade 5	Reading	2024	70%	72%	66%
Grade 5	Mathematics	2025	67%	69%	66%
Grade 5	Mathematics	2024	65%	66%	67%
Grade 6	Reading	2025	64%	66%	59%
Grade 6	Reading	2024	61%	64%	59%
Grade 6	Mathematics	2025	56%	58%	52%
Grade 6	Mathematics	2024	48%	50%	54%
Grade 7	Reading	2025	64%	66%	60%
Grade 7	Reading	2024	66%	69%	59%
Grade 7	Mathematics	2025	50%	55%	47%
Grade 7	Mathematics	2024	49%	53%	43%
Grade 8	Reading	2025	72%	74%	72%
Grade 8	Reading	2024	69%	71%	61%
Grade 8	Mathematics	2025	68%	67%	71%
Grade 8	Mathematics	2024	66%	64%	69%
End of Course	English I	2025	63%	64%	64%
End of Course	English I	2024	64%	65%	58%
End of Course	English II	2025	65%	64%	65%
End of Course	English II	2024	69%	70%	72%
End of Course	Algebra I	2025	74%	74%	65%
End of Course	Algebra I	2024	72%	72%	67%
All Grades	Both	2025	65%	67%	62%
All Grades	Both	2024	64%	65%	61%
All Grades	Reading	2025	67%	68%	65%
All Grades	Reading	2024	67%	68%	63%
All Grades	Mathematics	2025	64%	65%	60%
All Grades	Mathematics	2024	60%	62%	59%

## PART A: Academic Growth

Aggregating individual student year-over-year gains



Prior Year	Annual Growth					
	Low Did Not Meet Grade Level	High Did Not Meet Grade Level	Low Approaches Grade Level	High Approaches Grade Level	Meets Grade Level	Masters Grade Level
Low Did Not Meet Grade Level	0	1	1.25	1.25	1.25	1.25
High Did Not Meet Grade Level	0	1/2	1.25	1.25	1.25	1.25
Low Approaches Grade Level	0	0	1/2	1	1	1
High Approaches Grade Level	0	0	0	1/2	1	1
Meets Grade Level	0	0	0	0	1	1
Masters Grade Level	0	0	0	0	0	1



On the Texas Academic Performance Report (TAPR), bilingual STAAR data is specifically organized to show how students in different language programs are performing compared to their peers. These reports do not just give a single score for "bilingual students"; they break the data down by the specific program model.

**Waxahachie ISD**  
Dual Language Enrichment

# **2024-25 Texas Academic Performance Report (TAPR)**

**District Name: WAXAHACHIE ISD**

**District Number: 070912**

**2025 District Accountability Score: C**

**This page is intentionally blank.**

Texas Education Agency  
**2024-25 STAAR Performance (TAPR)**  
WAXAHACHIE ISD (070912) - ELLIS COUNTY

	School Year	State	Region 10	District	African American	Hispanic	White	American Indian	Asian	Pacific Islander	Two or More Races	Special Ed (Current)	Special Ed (Former)	Continuously Enrolled	Non-Continuously Enrolled	Econ Disadv	EB / EL (Current & Monitored)
<b>STAAR Performance Rates by Tested Grade, Subject, and Performance Level</b>																	
<b>Grade 3 Reading</b>																	
At Approaches Grade Level or Above	2025	77%	77%	<b>75%</b>	70%	69%	85%	-	89%	*	68%	50%	84%	76%	72%	70%	55%
	2024	74%	74%	<b>75%</b>	61%	73%	83%	*	*	-	68%	50%	88%	74%	76%	66%	53%
At Meets Grade Level or Above	2025	52%	52%	<b>45%</b>	36%	38%	57%	-	67%	*	45%	22%	40%	47%	39%	36%	30%
	2024	48%	49%	<b>43%</b>	31%	36%	53%	*	*	-	44%	22%	69%	44%	40%	31%	21%
At Masters Grade Level	2025	23%	25%	<b>18%</b>	8%	16%	25%	-	33%	*	13%	4%	12%	19%	14%	12%	14%
	2024	21%	22%	<b>13%</b>	10%	9%	17%	*	*	-	15%	5%	19%	13%	13%	7%	6%
<b>Grade 3 Mathematics</b>																	
At Approaches Grade Level or Above	2025	71%	72%	<b>67%</b>	52%	63%	77%	-	78%	*	72%	48%	68%	70%	58%	61%	69%
	2024	70%	71%	<b>72%</b>	59%	68%	81%	*	*	-	71%	52%	82%	72%	71%	63%	54%
At Meets Grade Level or Above	2025	46%	48%	<b>40%</b>	26%	36%	53%	-	56%	*	36%	22%	52%	41%	36%	32%	29%
	2024	42%	45%	<b>40%</b>	26%	34%	52%	*	*	-	44%	25%	59%	42%	35%	30%	23%
At Masters Grade Level	2025	19%	22%	<b>13%</b>	4%	11%	18%	-	44%	*	11%	3%	12%	13%	10%	8%	10%
	2024	15%	18%	<b>14%</b>	9%	10%	18%	*	*	-	17%	7%	35%	13%	15%	9%	7%
<b>Grade 4 Reading</b>																	
At Approaches Grade Level or Above	2025	81%	80%	<b>80%</b>	68%	80%	85%	*	*	-	77%	59%	88%	82%	76%	72%	62%
	2024	81%	80%	<b>82%</b>	73%	79%	88%	*	100%	-	92%	56%	87%	84%	80%	74%	67%
At Meets Grade Level or Above	2025	54%	55%	<b>46%</b>	30%	43%	56%	*	*	-	41%	23%	53%	48%	42%	35%	28%
	2024	51%	53%	<b>49%</b>	43%	42%	56%	*	100%	-	59%	17%	58%	50%	47%	38%	38%
At Masters Grade Level	2025	24%	26%	<b>14%</b>	6%	10%	20%	*	*	-	14%	5%	13%	14%	13%	7%	4%
	2024	23%	26%	<b>19%</b>	17%	15%	21%	*	80%	-	24%	3%	19%	19%	19%	13%	8%
<b>Grade 4 Mathematics</b>																	
At Approaches Grade Level or Above	2025	69%	70%	<b>65%</b>	46%	63%	77%	*	*	-	66%	44%	84%	68%	61%	56%	47%
	2024	69%	70%	<b>65%</b>	54%	58%	76%	*	100%	-	68%	35%	78%	65%	65%	55%	53%
At Meets Grade Level or Above	2025	47%	49%	<b>37%</b>	23%	33%	47%	*	*	-	36%	19%	53%	40%	32%	25%	20%
	2024	46%	49%	<b>42%</b>	34%	34%	51%	*	100%	-	47%	18%	59%	42%	42%	31%	36%
At Masters Grade Level	2025	24%	26%	<b>18%</b>	9%	17%	24%	*	*	-	11%	7%	25%	20%	16%	10%	6%
	2024	21%	23%	<b>18%</b>	13%	13%	25%	*	60%	-	24%	5%	25%	20%	15%	12%	18%
<b>Grade 5 Reading</b>																	

Texas Education Agency  
**2024-25 STAAR Performance (TAPR)**  
WAXAHACHIE ISD (070912) - ELLIS COUNTY

	School Year	State	Region 10	District	African American	Hispanic	White	American Indian	Asian	Pacific Islander	Two or More Races	Special Ed (Current)	Special Ed (Former)	Continuously Enrolled	Non-Continuously Enrolled	Econ Disadv	EB / EL (Current & Monitored)
At Approaches Grade Level or Above	2025	77%	78%	<b>76%</b>	63%	76%	81%	*	100%	-	83%	39%	79%	76%	75%	71%	75%
	2024	79%	80%	<b>77%</b>	72%	72%	84%	-	*	-	88%	46%	79%	78%	76%	70%	64%
At Meets Grade Level or Above	2025	58%	60%	<b>55%</b>	46%	51%	62%	*	100%	-	63%	19%	58%	58%	51%	49%	47%
	2024	55%	57%	<b>51%</b>	40%	45%	60%	-	*	-	56%	21%	54%	54%	46%	41%	46%
At Masters Grade Level	2025	30%	33%	<b>25%</b>	19%	21%	32%	*	60%	-	24%	4%	26%	26%	23%	18%	20%
	2024	29%	32%	<b>24%</b>	15%	18%	33%	-	*	-	32%	8%	18%	26%	21%	16%	13%
<b>Grade 5 Mathematics</b>																	
At Approaches Grade Level or Above	2025	74%	75%	<b>73%</b>	60%	70%	81%	*	100%	-	80%	45%	86%	76%	67%	66%	68%
	2024	77%	78%	<b>75%</b>	70%	66%	83%	*	*	-	88%	49%	71%	77%	70%	66%	64%
At Meets Grade Level or Above	2025	47%	50%	<b>44%</b>	33%	35%	56%	*	100%	-	44%	18%	63%	45%	41%	35%	33%
	2024	50%	54%	<b>46%</b>	40%	36%	59%	*	*	-	51%	16%	54%	50%	40%	35%	34%
At Masters Grade Level	2025	22%	25%	<b>17%</b>	13%	13%	23%	*	80%	-	20%	4%	21%	18%	15%	12%	18%
	2024	19%	23%	<b>16%</b>	4%	14%	22%	*	*	-	17%	3%	18%	17%	13%	10%	13%
<b>Grade 5 Science</b>																	
At Approaches Grade Level or Above	2025	65%	65%	<b>67%</b>	51%	64%	78%	*	80%	-	66%	41%	86%	69%	65%	58%	52%
	2024	58%	58%	<b>59%</b>	45%	49%	73%	*	*	-	76%	35%	50%	61%	55%	48%	41%
At Meets Grade Level or Above	2025	31%	31%	<b>29%</b>	16%	21%	41%	*	60%	-	32%	18%	40%	30%	26%	22%	16%
	2024	28%	28%	<b>25%</b>	13%	16%	37%	*	*	-	32%	11%	21%	27%	22%	16%	7%
At Masters Grade Level	2025	12%	13%	<b>10%</b>	6%	7%	14%	*	20%	-	10%	3%	14%	10%	8%	7%	4%
	2024	11%	12%	<b>9%</b>	2%	5%	16%	*	*	-	12%	4%	14%	11%	8%	5%	2%
<b>Grade 6 Reading</b>																	
At Approaches Grade Level or Above	2025	77%	78%	<b>77%</b>	67%	75%	85%	-	80%	*	74%	41%	73%	79%	73%	69%	67%
	2024	77%	78%	<b>77%</b>	68%	78%	81%	-	*	-	76%	44%	80%	79%	73%	68%	68%
At Meets Grade Level or Above	2025	56%	59%	<b>49%</b>	40%	43%	59%	-	60%	*	59%	17%	51%	51%	45%	36%	32%
	2024	57%	59%	<b>53%</b>	39%	53%	58%	-	*	-	62%	24%	61%	57%	45%	39%	38%
At Masters Grade Level	2025	29%	33%	<b>22%</b>	13%	20%	29%	-	20%	*	33%	3%	22%	25%	17%	14%	12%
	2024	26%	30%	<b>19%</b>	10%	19%	24%	-	*	-	19%	4%	23%	20%	16%	11%	7%
<b>Grade 6 Mathematics</b>																	
At Approaches Grade Level or Above	2025	74%	76%	<b>70%</b>	60%	66%	78%	*	100%	*	76%	47%	71%	72%	66%	62%	63%
	2024	72%	75%	<b>74%</b>	63%	76%	79%	-	*	-	71%	49%	83%	77%	70%	66%	67%

Texas Education Agency  
**2024-25 STAAR Performance (TAPR)**  
WAXAHACHIE ISD (070912) - ELLIS COUNTY

	School Year	State	Region 10	District	African American	Hispanic	White	American Indian	Asian	Pacific Islander	Two or More Races	Special Ed (Current)	Special Ed (Former)	Continuously Enrolled	Non-Continuously Enrolled	Econ Disadv	EB / EL (Current & Monitored)
At Meets Grade Level or Above	2025	40%	43%	<b>32%</b>	24%	27%	43%	*	60%	*	32%	13%	26%	36%	26%	24%	23%
	2024	39%	43%	<b>37%</b>	27%	35%	44%	-	*	-	40%	13%	38%	40%	33%	26%	27%
At Masters Grade Level	2025	16%	19%	<b>10%</b>	7%	7%	15%	*	40%	*	5%	2%	5%	12%	7%	5%	7%
	2024	14%	17%	<b>9%</b>	6%	7%	12%	-	*	-	11%	2%	8%	9%	9%	4%	4%
<b>Grade 7 Reading</b>																	
At Approaches Grade Level or Above	2025	76%	77%	<b>72%</b>	60%	71%	80%	*	*	-	83%	37%	68%	76%	66%	64%	63%
	2024	74%	76%	<b>75%</b>	63%	72%	83%	*	100%	-	77%	35%	86%	75%	75%	63%	63%
At Meets Grade Level or Above	2025	54%	57%	<b>50%</b>	36%	51%	59%	*	*	-	61%	20%	43%	54%	44%	40%	38%
	2024	54%	57%	<b>51%</b>	38%	45%	60%	*	89%	-	60%	13%	62%	49%	53%	36%	33%
At Masters Grade Level	2025	27%	31%	<b>21%</b>	14%	21%	27%	*	*	-	19%	2%	20%	25%	15%	13%	11%
	2024	29%	33%	<b>24%</b>	15%	19%	31%	*	67%	-	47%	2%	17%	25%	22%	12%	18%
<b>Grade 7 Mathematics</b>																	
At Approaches Grade Level or Above	2025	55%	60%	<b>53%</b>	31%	55%	66%	*	*	-	59%	30%	57%	57%	45%	45%	46%
	2024	56%	61%	<b>51%</b>	33%	51%	61%	*	*	-	53%	31%	42%	52%	50%	46%	39%
At Meets Grade Level or Above	2025	33%	41%	<b>27%</b>	13%	29%	34%	*	*	-	34%	14%	27%	28%	24%	21%	24%
	2024	34%	40%	<b>23%</b>	13%	20%	31%	*	*	-	29%	11%	26%	22%	24%	17%	12%
At Masters Grade Level	2025	11%	19%	<b>7%</b>	1%	8%	10%	*	*	-	10%	1%	3%	8%	5%	4%	3%
	2024	11%	17%	<b>5%</b>	0%	4%	8%	*	*	-	0%	1%	11%	6%	3%	3%	1%
<b>Grade 8 Reading</b>																	
At Approaches Grade Level or Above	2025	82%	83%	<b>85%</b>	75%	82%	92%	-	100%	*	91%	55%	88%	85%	83%	78%	77%
	2024	81%	83%	<b>82%</b>	73%	80%	88%	*	100%	*	83%	50%	67%	83%	79%	74%	71%
At Meets Grade Level or Above	2025	58%	61%	<b>57%</b>	46%	51%	68%	-	100%	*	67%	26%	41%	59%	54%	46%	48%
	2024	56%	60%	<b>52%</b>	45%	44%	64%	*	86%	*	41%	16%	50%	52%	51%	34%	26%
At Masters Grade Level	2025	32%	36%	<b>25%</b>	20%	20%	33%	-	89%	*	18%	3%	18%	26%	23%	15%	19%
	2024	29%	34%	<b>24%</b>	15%	19%	32%	*	57%	*	14%	4%	21%	24%	23%	11%	5%
<b>Grade 8 Mathematics</b>																	
At Approaches Grade Level or Above	2025	71%	71%	<b>75%</b>	67%	74%	82%	-	*	-	73%	43%	68%	75%	76%	70%	73%
	2024	72%	73%	<b>79%</b>	66%	78%	84%	*	100%	-	83%	50%	82%	80%	76%	70%	76%
At Meets Grade Level or Above	2025	47%	46%	<b>48%</b>	40%	46%	56%	-	*	-	45%	20%	51%	50%	45%	37%	42%
	2024	43%	43%	<b>48%</b>	36%	46%	56%	*	82%	-	46%	19%	46%	50%	46%	36%	47%

Texas Education Agency  
**2024-25 STAAR Performance (TAPR)**  
WAXAHACHIE ISD (070912) - ELLIS COUNTY

	School Year	State	Region 10	District	African American	Hispanic	White	American Indian	Asian	Pacific Islander	Two or More Races	Special Ed (Current)	Special Ed (Former)	Continuously Enrolled	Non-Continuously Enrolled	Econ Disadv	EB / EL (Current & Monitored)
At Masters Grade Level	2025	18%	18%	<b>15%</b>	10%	12%	22%	-	*	-	15%	3%	11%	16%	14%	8%	7%
	2024	16%	16%	<b>18%</b>	12%	14%	24%	*	36%	-	20%	3%	18%	19%	16%	10%	18%
<b>Grade 8 Science</b>																	
At Approaches Grade Level or Above	2025	74%	75%	<b>74%</b>	58%	71%	85%	-	100%	*	77%	46%	71%	77%	69%	64%	69%
	2024	70%	73%	<b>72%</b>	62%	64%	83%	*	86%	*	79%	39%	68%	74%	68%	60%	54%
At Meets Grade Level or Above	2025	48%	51%	<b>47%</b>	33%	41%	59%	-	89%	*	37%	19%	45%	49%	41%	32%	30%
	2024	44%	47%	<b>41%</b>	31%	30%	57%	*	71%	*	45%	15%	36%	44%	36%	25%	18%
At Masters Grade Level	2025	19%	22%	<b>15%</b>	4%	11%	24%	-	56%	*	17%	3%	24%	18%	9%	9%	11%
	2024	17%	20%	<b>12%</b>	8%	8%	18%	*	29%	*	14%	3%	12%	13%	11%	3%	3%
<b>Grade 8 Social Studies</b>																	
At Approaches Grade Level or Above	2025	58%	61%	<b>64%</b>	48%	58%	77%	-	100%	*	76%	36%	59%	67%	59%	54%	51%
	2024	60%	63%	<b>61%</b>	52%	55%	72%	*	71%	*	62%	33%	64%	64%	57%	49%	41%
At Meets Grade Level or Above	2025	32%	35%	<b>33%</b>	27%	26%	43%	-	89%	*	30%	15%	29%	34%	31%	21%	20%
	2024	33%	36%	<b>32%</b>	22%	24%	44%	*	29%	*	38%	13%	32%	34%	30%	17%	15%
At Masters Grade Level	2025	17%	20%	<b>14%</b>	7%	10%	22%	-	56%	*	12%	2%	18%	15%	13%	7%	11%
	2024	17%	19%	<b>16%</b>	9%	10%	24%	*	29%	*	17%	4%	24%	17%	13%	6%	5%
<b>End of Course English I</b>																	
At Approaches Grade Level or Above	2025	69%	70%	<b>73%</b>	64%	70%	82%	*	83%	*	78%	39%	71%	73%	74%	62%	55%
	2024	70%	71%	<b>73%</b>	70%	69%	78%	*	86%	*	79%	38%	82%	73%	72%	65%	62%
At Meets Grade Level or Above	2025	49%	52%	<b>52%</b>	43%	46%	64%	*	67%	*	62%	19%	45%	52%	53%	37%	29%
	2024	52%	53%	<b>52%</b>	47%	45%	61%	*	71%	*	65%	18%	55%	53%	50%	41%	34%
At Masters Grade Level	2025	15%	17%	<b>14%</b>	7%	11%	21%	*	25%	*	22%	3%	10%	14%	14%	6%	5%
	2024	16%	19%	<b>14%</b>	8%	9%	21%	*	43%	*	24%	3%	18%	16%	10%	7%	6%
<b>End of Course English II</b>																	
At Approaches Grade Level or Above	2025	72%	73%	<b>75%</b>	71%	72%	81%	*	100%	*	85%	34%	72%	76%	73%	69%	64%
	2024	75%	76%	<b>80%</b>	75%	78%	84%	*	*	*	86%	42%	85%	83%	74%	71%	65%
At Meets Grade Level or Above	2025	55%	56%	<b>56%</b>	50%	49%	66%	*	86%	*	68%	18%	51%	56%	54%	45%	37%
	2024	58%	59%	<b>62%</b>	51%	59%	70%	*	*	*	73%	25%	54%	64%	58%	50%	44%

Texas Education Agency  
**2024-25 STAAR Performance (TAPR)**  
WAXAHACHIE ISD (070912) - ELLIS COUNTY

	School Year	State	Region 10	District	African American	Hispanic	White	American Indian	Asian	Pacific Islander	Two or More Races	Special Ed (Current)	Special Ed (Former)	Continuously Enrolled	Non-Continuously Enrolled	Econ Disadv	EB / EL (Current & Monitored)
At Masters Grade Level	2025	8%	10%	7%	4%	4%	13%	*	14%	*	3%	2%	9%	7%	7%	3%	2%
	2024	9%	10%	8%	4%	7%	10%	*	*	*	11%	4%	8%	9%	5%	5%	3%
<b>End of Course Algebra I</b>																	
At Approaches Grade Level or Above	2025	78%	79%	77%	70%	73%	84%	*	85%	*	76%	53%	73%	76%	78%	69%	70%
	2024	81%	81%	81%	77%	77%	86%	*	86%	*	82%	52%	83%	82%	78%	73%	76%
At Meets Grade Level or Above	2025	45%	47%	41%	24%	37%	53%	*	62%	*	50%	17%	44%	43%	38%	27%	34%
	2024	43%	45%	43%	35%	39%	51%	*	86%	*	49%	22%	40%	45%	39%	33%	29%
At Masters Grade Level	2025	27%	30%	24%	14%	19%	34%	*	62%	*	26%	4%	24%	26%	21%	14%	22%
	2024	24%	26%	24%	16%	20%	30%	*	71%	*	26%	9%	25%	25%	20%	15%	10%
<b>End of Course Biology</b>																	
At Approaches Grade Level or Above	2025	92%	92%	93%	90%	92%	95%	*	100%	*	91%	78%	91%	93%	92%	88%	86%
	2024	91%	92%	91%	87%	89%	96%	*	100%	*	91%	74%	97%	92%	90%	88%	92%
At Meets Grade Level or Above	2025	61%	62%	55%	40%	50%	71%	*	82%	*	49%	21%	59%	56%	55%	39%	42%
	2024	56%	58%	52%	43%	47%	61%	*	86%	*	64%	22%	61%	53%	50%	42%	44%
At Masters Grade Level	2025	21%	23%	12%	8%	8%	18%	*	27%	*	11%	4%	12%	13%	11%	5%	8%
	2024	19%	21%	11%	4%	9%	16%	*	43%	*	12%	2%	13%	11%	10%	6%	4%
<b>End of Course U.S. History</b>																	
At Approaches Grade Level or Above	2025	95%	95%	96%	95%	96%	97%	*	*	*	95%	87%	96%	97%	94%	95%	95%
	2024	96%	96%	97%	96%	97%	98%	*	100%	*	97%	89%	90%	98%	96%	95%	96%
At Meets Grade Level or Above	2025	68%	69%	70%	59%	66%	77%	*	*	*	76%	33%	71%	71%	66%	59%	55%
	2024	69%	70%	74%	67%	68%	83%	*	100%	*	83%	36%	69%	76%	70%	64%	54%
At Masters Grade Level	2025	37%	40%	38%	27%	35%	46%	*	*	*	43%	16%	33%	39%	37%	28%	22%
	2024	37%	39%	41%	31%	36%	51%	*	57%	*	50%	7%	34%	45%	34%	30%	24%
<b>SAT/ACT All Subjects</b>																	
At Approaches Grade Level or Above	2025	89%	90%	96%	97%	92%	98%	*	*	-	100%	*	*	97%	89%	88%	*
	2024	88%	91%	93%	75%	91%	98%	*	*	-	100%	-	*	94%	86%	82%	*
At Meets Grade Level or Above	2025	59%	64%	66%	55%	66%	73%	*	*	-	29%	*	*	69%	39%	57%	*
	2024	59%	66%	64%	25%	54%	75%	*	*	-	60%	-	*	65%	48%	36%	*

Texas Education Agency  
**2024-25 STAAR Performance (TAPR)**  
WAXAHACHIE ISD (070912) - ELLIS COUNTY

	School Year	State	Region 10	District	African American	Hispanic	White	American Indian	Asian	Pacific Islander	Two or More Races	Special Ed (Current)	Special Ed (Former)	Continuously Enrolled	Non-Continuously Enrolled	Econ Disadv	EB / EL (Current & Monitored)
At Masters Grade Level	2025	13%	18%	5%	3%	3%	6%	*	*	-	0%	*	*	5%	0%	4%	*
	2024	12%	18%	5%	0%	2%	6%	*	*	-	0%	-	*	5%	5%	0%	*
<b>All Grades All Subjects</b>																	
At Approaches Grade Level or Above	2025	75%	76%	75%	65%	73%	83%	71%	93%	100%	77%	47%	77%	77%	72%	67%	65%
	2024	75%	76%	76%	68%	72%	83%	63%	95%	91%	79%	47%	78%	77%	73%	67%	65%
At Meets Grade Level or Above	2025	50%	52%	47%	35%	42%	57%	29%	78%	69%	48%	19%	48%	48%	43%	35%	33%
	2024	48%	51%	47%	37%	41%	57%	40%	83%	82%	52%	19%	51%	49%	44%	35%	32%
At Masters Grade Level	2025	21%	24%	17%	10%	14%	24%	14%	47%	31%	17%	4%	17%	18%	15%	10%	11%
	2024	20%	23%	17%	11%	13%	23%	17%	51%	55%	21%	4%	19%	18%	15%	10%	9%
<b>All Grades ELA/Reading</b>																	
At Approaches Grade Level or Above	2025	76%	76%	77%	67%	74%	84%	67%	93%	100%	79%	45%	77%	78%	74%	69%	65%
	2024	76%	77%	78%	70%	75%	84%	58%	98%	80%	81%	45%	82%	79%	75%	69%	64%
At Meets Grade Level or Above	2025	54%	56%	51%	41%	47%	61%	33%	80%	67%	57%	21%	48%	53%	48%	41%	36%
	2024	54%	56%	52%	42%	46%	61%	42%	88%	80%	58%	20%	57%	53%	49%	39%	35%
At Masters Grade Level	2025	23%	25%	18%	11%	15%	24%	0%	44%	17%	19%	3%	16%	19%	15%	11%	10%
	2024	22%	25%	17%	11%	14%	23%	8%	60%	40%	23%	4%	17%	19%	16%	10%	8%
<b>All Grades Mathematics</b>																	
At Approaches Grade Level or Above	2025	72%	74%	70%	57%	68%	80%	63%	91%	*	73%	45%	73%	73%	66%	62%	63%
	2024	72%	74%	73%	63%	69%	81%	58%	95%	*	76%	46%	77%	75%	70%	64%	63%
At Meets Grade Level or Above	2025	45%	48%	40%	27%	36%	51%	13%	72%	*	39%	18%	46%	42%	35%	29%	30%
	2024	43%	47%	42%	31%	36%	52%	33%	84%	*	45%	18%	46%	44%	38%	31%	30%
At Masters Grade Level	2025	20%	23%	15%	9%	13%	21%	13%	53%	*	14%	4%	15%	16%	13%	9%	12%
	2024	17%	21%	15%	9%	12%	20%	17%	53%	*	18%	4%	20%	16%	13%	9%	11%
<b>All Grades Science</b>																	
At Approaches Grade Level or Above	2025	78%	78%	79%	69%	76%	86%	*	96%	*	77%	54%	82%	80%	76%	71%	69%
	2024	75%	75%	75%	67%	69%	84%	80%	94%	*	82%	48%	73%	77%	72%	68%	66%
At Meets Grade Level or Above	2025	47%	49%	44%	31%	38%	57%	*	80%	*	39%	19%	47%	45%	41%	31%	30%
	2024	43%	45%	40%	31%	32%	52%	20%	83%	*	46%	16%	40%	42%	37%	29%	26%

Texas Education Agency  
**2024-25 STAAR Performance (TAPR)**  
WAXAHACHIE ISD (070912) - ELLIS COUNTY

	School Year	State	Region 10	District	African American	Hispanic	White	American Indian	Asian	Pacific Islander	Two or More Races	Special Ed (Current)	Special Ed (Former)	Continuously Enrolled	Non-Continuously Enrolled	Econ Disadv	EB / EL (Current & Monitored)
At Masters Grade Level	2025	17%	19%	<b>12%</b>	6%	9%	19%	*	36%	*	13%	3%	17%	14%	9%	7%	8%
	2024	16%	18%	<b>11%</b>	5%	7%	17%	0%	33%	*	13%	3%	13%	11%	9%	5%	3%
<b>All Grades Social Studies</b>																	
At Approaches Grade Level or Above	2025	77%	78%	<b>81%</b>	74%	78%	88%	*	100%	*	86%	59%	80%	83%	77%	76%	71%
	2024	78%	80%	<b>81%</b>	77%	77%	86%	67%	86%	*	82%	55%	78%	82%	78%	73%	72%
At Meets Grade Level or Above	2025	50%	53%	<b>53%</b>	45%	47%	62%	*	92%	*	54%	23%	53%	54%	49%	41%	36%
	2024	51%	53%	<b>55%</b>	48%	48%	64%	67%	64%	*	63%	22%	52%	56%	51%	42%	37%
At Masters Grade Level	2025	27%	30%	<b>27%</b>	18%	23%	35%	*	58%	*	29%	8%	27%	28%	25%	18%	16%
	2024	27%	30%	<b>30%</b>	22%	24%	38%	50%	43%	*	35%	5%	30%	32%	24%	19%	16%
<b>STAAR Performance Rates by Enrolled Grade at Meets Grade Level or Above</b>																	
<b>3rd Graders</b>																	
Reading and Mathematics	2025	39%	40%	<b>33%</b>	23%	26%	46%	-	56%	*	32%	15%	36%	35%	29%	25%	21%
	2024	35%	37%	<b>30%</b>	19%	23%	39%	*	*	-	37%	17%	63%	31%	26%	19%	11%
Reading and Mathematics Including EOC	2025	39%	40%	<b>33%</b>	23%	26%	46%	-	56%	*	32%	15%	36%	35%	29%	25%	21%
	2024	35%	37%	<b>30%</b>	19%	23%	39%	*	*	-	37%	17%	63%	31%	26%	19%	11%
Reading Including EOC	2025	52%	52%	<b>45%</b>	36%	38%	57%	-	67%	*	45%	22%	40%	47%	39%	36%	30%
	2024	48%	49%	<b>43%</b>	31%	36%	53%	*	*	-	44%	22%	69%	44%	40%	31%	21%
Math Including EOC	2025	46%	48%	<b>40%</b>	26%	36%	53%	-	56%	*	36%	22%	52%	42%	37%	32%	29%
	2024	42%	45%	<b>40%</b>	26%	34%	52%	*	*	-	44%	25%	59%	42%	35%	30%	23%
<b>4th Graders</b>																	
Reading and Mathematics	2025	40%	41%	<b>30%</b>	17%	26%	40%	*	*	-	26%	13%	38%	33%	25%	20%	16%
	2024	38%	41%	<b>36%</b>	29%	28%	45%	*	100%	-	41%	12%	52%	37%	34%	26%	28%
Reading and Mathematics Including EOC	2025	40%	41%	<b>30%</b>	17%	26%	40%	*	*	-	26%	13%	38%	33%	25%	20%	16%
	2024	38%	41%	<b>36%</b>	29%	28%	45%	*	100%	-	41%	12%	52%	37%	34%	26%	28%
Reading Including EOC	2025	54%	55%	<b>46%</b>	30%	43%	56%	*	*	-	41%	23%	53%	48%	42%	35%	28%
	2024	51%	53%	<b>49%</b>	43%	42%	56%	*	100%	-	59%	17%	58%	50%	47%	38%	38%
Math Including EOC	2025	47%	49%	<b>37%</b>	23%	32%	47%	*	*	-	36%	19%	53%	39%	31%	25%	20%
	2024	46%	49%	<b>42%</b>	34%	34%	51%	*	100%	-	47%	18%	59%	42%	42%	31%	36%
<b>5th Graders</b>																	
Reading and Mathematics	2025	42%	45%	<b>37%</b>	28%	31%	46%	*	100%	-	40%	13%	47%	39%	34%	31%	29%
	2024	42%	45%	<b>37%</b>	28%	29%	50%	-	*	-	37%	12%	43%	42%	29%	27%	27%

Texas Education Agency  
**2024-25 STAAR Performance (TAPR)**  
WAXAHACHIE ISD (070912) - ELLIS COUNTY

	School Year	State	Region 10	District	African American	Hispanic	White	American Indian	Asian	Pacific Islander	Two or More Races	Special Ed (Current)	Special Ed (Former)	Continuously Enrolled	Non-Continuously Enrolled	Econ Disadv	EB / EL (Current & Monitored)
Reading and Mathematics Including EOC	2025	42%	45%	<b>37%</b>	28%	31%	46%	*	100%	-	40%	13%	47%	39%	34%	31%	29%
	2024	42%	45%	<b>37%</b>	28%	29%	50%	-	*	-	37%	12%	43%	42%	29%	27%	27%
Reading Including EOC	2025	58%	60%	<b>55%</b>	46%	51%	62%	*	100%	-	63%	19%	58%	58%	51%	49%	47%
	2024	55%	57%	<b>51%</b>	40%	45%	60%	-	*	-	56%	21%	54%	54%	46%	41%	46%
Math Including EOC	2025	48%	50%	<b>44%</b>	33%	35%	56%	*	100%	-	44%	18%	63%	45%	41%	35%	33%
	2024	51%	54%	<b>46%</b>	40%	36%	59%	*	*	-	51%	16%	54%	50%	40%	35%	34%
<b>6th Graders</b>																	
Reading and Mathematics	2025	37%	40%	<b>31%</b>	22%	24%	41%	-	60%	*	35%	10%	27%	34%	25%	20%	14%
	2024	36%	41%	<b>34%</b>	24%	35%	38%	-	*	-	38%	12%	40%	37%	28%	24%	24%
Reading and Mathematics Including EOC	2025	37%	40%	<b>31%</b>	22%	24%	41%	-	60%	*	35%	10%	27%	34%	25%	20%	14%
	2024	36%	41%	<b>34%</b>	24%	35%	38%	-	*	-	38%	12%	40%	37%	28%	24%	24%
Reading Including EOC	2025	56%	59%	<b>49%</b>	40%	43%	59%	-	60%	*	59%	17%	51%	51%	45%	36%	32%
	2024	57%	59%	<b>53%</b>	39%	53%	58%	-	*	-	62%	24%	61%	57%	45%	39%	38%
Math Including EOC	2025	41%	45%	<b>35%</b>	24%	30%	46%	*	60%	*	37%	13%	32%	39%	27%	26%	24%
	2024	40%	44%	<b>39%</b>	27%	38%	47%	-	*	-	43%	14%	42%	42%	34%	28%	28%
<b>7th Graders</b>																	
Reading and Mathematics	2025	36%	41%	<b>34%</b>	23%	34%	41%	*	*	-	35%	13%	30%	36%	31%	23%	25%
	2024	35%	39%	<b>34%</b>	23%	29%	42%	*	89%	-	48%	7%	34%	34%	35%	21%	26%
Reading and Mathematics Including EOC	2025	38%	42%	<b>36%</b>	23%	37%	44%	*	*	-	39%	13%	36%	39%	31%	25%	27%
	2024	36%	40%	<b>34%</b>	23%	29%	42%	*	89%	-	48%	7%	34%	34%	35%	21%	26%
Reading Including EOC	2025	54%	57%	<b>50%</b>	36%	51%	59%	*	*	-	61%	20%	43%	54%	44%	40%	38%
	2024	54%	57%	<b>51%</b>	38%	45%	60%	*	89%	-	60%	13%	62%	49%	53%	36%	33%
Math Including EOC	2025	43%	47%	<b>45%</b>	27%	45%	54%	*	*	-	47%	15%	48%	48%	37%	33%	40%
	2024	40%	44%	<b>40%</b>	24%	35%	51%	*	100%	-	48%	13%	43%	41%	38%	27%	31%
<b>8th Graders</b>																	
Reading and Mathematics	2025	30%	31%	<b>25%</b>	23%	24%	28%	-	*	-	22%	13%	25%	25%	25%	19%	21%
	2024	28%	29%	<b>22%</b>	24%	19%	26%	*	*	-	10%	8%	7%	19%	26%	16%	15%
Reading and Mathematics Including EOC	2025	44%	48%	<b>41%</b>	30%	36%	49%	-	89%	*	42%	15%	29%	43%	35%	28%	37%
	2024	41%	45%	<b>38%</b>	31%	32%	48%	*	57%	*	28%	10%	38%	40%	35%	24%	19%
Reading Including EOC	2025	59%	62%	<b>57%</b>	46%	51%	68%	-	100%	*	67%	26%	41%	59%	54%	46%	48%
	2024	57%	60%	<b>52%</b>	45%	44%	64%	74	*	86%	*	41%	16%	50%	52%	34%	26%

Texas Education Agency  
**2024-25 STAAR Performance (TAPR)**  
WAXAHACHIE ISD (070912) - ELLIS COUNTY

	School Year	State	Region 10	District	African American	Hispanic	White	American Indian	Asian	Pacific Islander	Two or More Races	Special Ed (Current)	Special Ed (Former)	Continuously Enrolled	Non-Continuously Enrolled	Econ Disadv	EB/EL (Current & Monitored)
Math Including EOC	2025	51%	54%	<b>48%</b>	35%	46%	55%	-	89%	*	48%	21%	38%	50%	43%	36%	46%
	2024	49%	52%	<b>47%</b>	36%	44%	56%	*	71%	*	38%	19%	44%	50%	42%	34%	35%
<b>3rd - 8th Graders</b>																	
Reading and Mathematics	2025	38%	40%	<b>32%</b>	23%	28%	41%	*	70%	*	32%	13%	34%	34%	28%	23%	21%
	2024	36%	39%	<b>33%</b>	24%	27%	41%	25%	79%	-	36%	11%	41%	34%	30%	22%	22%
Reading and Mathematics Including EOC	2025	40%	43%	<b>35%</b>	24%	30%	44%	*	74%	*	35%	13%	36%	37%	30%	25%	25%
	2024	38%	42%	<b>35%</b>	26%	29%	44%	22%	81%	*	38%	12%	43%	37%	31%	24%	23%
Reading Including EOC	2025	55%	57%	<b>50%</b>	39%	46%	60%	*	83%	*	55%	21%	48%	52%	46%	40%	38%
	2024	54%	56%	<b>50%</b>	39%	44%	59%	33%	91%	*	54%	19%	59%	51%	47%	37%	34%
Math Including EOC	2025	46%	49%	<b>41%</b>	28%	37%	52%	20%	77%	*	41%	18%	47%	44%	36%	31%	32%
	2024	45%	48%	<b>43%</b>	31%	37%	53%	30%	88%	*	46%	18%	49%	45%	39%	31%	31%

\* Indicates results are masked due to small numbers to protect student confidentiality.  
- Indicates there are no students in the group.

Texas Education Agency  
**2024-25 STAAR Progress (TAPR)**  
WAXAHACHIE ISD (070912) - ELLIS COUNTY

	School Year	State	Region 10	District	African American	Hispanic	White	American Indian	Asian	Pacific Islander	Two or More Races	Special Ed (Current)	Special Ed (Former)	Continuously Enrolled	Non-Continuously Enrolled	Econ Disadv	EB/EL (Current & Monitored)	G/T
<b>School Progress - Annual Growth by Grade and Subject</b>																		
Grade 4 ELA/Reading	2025	70%	71%	<b>65%</b>	56%	63%	71%	*	*	-	65%	57%	68%	68%	59%	62%	56%	93%
	2024	67%	67%	<b>65%</b>	61%	62%	69%	*	*	-	70%	51%	70%	66%	62%	60%	59%	---
Grade 4 Mathematics	2025	65%	66%	<b>55%</b>	43%	54%	60%	*	*	-	55%	46%	72%	56%	51%	50%	46%	86%
	2024	60%	61%	<b>52%</b>	45%	47%	59%	*	*	-	50%	40%	56%	52%	50%	47%	56%	---
Grade 5 ELA/Reading	2025	69%	71%	<b>66%</b>	54%	67%	71%	*	80%	-	69%	41%	70%	67%	64%	64%	72%	90%
	2024	70%	72%	<b>66%</b>	56%	66%	70%	-	*	-	75%	47%	89%	68%	62%	62%	70%	---
Grade 5 Mathematics	2025	67%	69%	<b>66%</b>	56%	67%	70%	*	80%	-	62%	60%	70%	67%	63%	63%	67%	79%
	2024	65%	66%	<b>67%</b>	66%	59%	75%	*	*	-	61%	60%	67%	69%	63%	63%	62%	---
Grade 6 ELA/Reading	2025	64%	66%	<b>59%</b>	54%	56%	66%	-	50%	-	59%	38%	50%	62%	54%	51%	40%	85%
	2024	61%	64%	<b>59%</b>	52%	58%	63%	-	*	-	64%	39%	72%	61%	55%	53%	50%	---
Grade 6 Mathematics	2025	56%	58%	<b>52%</b>	52%	52%	55%	*	50%	-	45%	52%	50%	52%	52%	52%	47%	77%
	2024	48%	50%	<b>54%</b>	52%	53%	55%	-	*	-	53%	42%	59%	54%	54%	51%	48%	---
Grade 7 ELA/Reading	2025	64%	66%	<b>60%</b>	52%	59%	67%	*	*	-	62%	39%	52%	64%	53%	53%	51%	86%
	2024	66%	69%	<b>59%</b>	56%	54%	65%	*	100%	-	63%	32%	69%	57%	63%	51%	44%	---
Grade 7 Mathematics	2025	50%	55%	<b>47%</b>	39%	47%	52%	*	*	-	52%	37%	50%	48%	45%	45%	48%	77%
	2024	49%	53%	<b>43%</b>	40%	44%	43%	*	*	-	32%	39%	39%	44%	41%	39%	38%	---
Grade 8 ELA/Reading	2025	72%	74%	<b>72%</b>	69%	69%	77%	-	100%	-	73%	57%	70%	72%	74%	68%	75%	83%
	2024	69%	71%	<b>61%</b>	59%	59%	65%	*	86%	*	46%	49%	59%	59%	64%	53%	55%	---
Grade 8 Mathematics	2025	68%	67%	<b>71%</b>	69%	70%	72%	-	*	-	76%	49%	72%	71%	71%	66%	70%	87%
	2024	66%	64%	<b>69%</b>	68%	68%	70%	*	61%	-	75%	63%	68%	67%	71%	64%	66%	---
End of Course English I	2025	63%	64%	<b>64%</b>	57%	64%	68%	*	56%	*	72%	41%	78%	65%	63%	58%	58%	78%
	2024	64%	65%	<b>58%</b>	57%	53%	63%	*	71%	*	68%	39%	73%	60%	54%	52%	50%	---
End of Course English II	2025	65%	64%	<b>65%</b>	64%	64%	66%	*	71%	*	63%	43%	56%	63%	68%	62%	59%	74%
	2024	69%	70%	<b>72%</b>	70%	72%	73%	*	*	*	71%	46%	68%	73%	70%	69%	67%	---
End of Course Algebra I	2025	74%	74%	<b>65%</b>	61%	60%	71%	-	80%	-	73%	54%	69%	63%	68%	57%	57%	88%
	2024	72%	72%	<b>67%</b>	65%	65%	69%	*	71%	*	70%	56%	66%	66%	69%	60%	60%	---
All Grades Both Subjects	2025	65%	67%	<b>62%</b>	56%	61%	67%	58%	76%	*	63%	47%	63%	63%	61%	58%	58%	83%
	2024	64%	65%	<b>61%</b>	58%	59%	65%	39%	79%	100%	63%	46%	66%	62%	60%	56%	56%	---
All Grades ELA/Reading	2025	67%	68%	<b>65%</b>	58%	63%	69%	71%	75%	*	66%	45%	63%	66%	62%	60%	59%	83%
	2024	67%	68%	<b>63%</b>	59%	61%	67%	40%	81%	*	66%	43%	71%	64%	62%	57%	56%	---
All Grades Mathematics	2025	64%	65%	<b>60%</b>	54%	59%	64%	40%	77%	-	60%	50%	64%	60%	59%	56%	57%	83%
	2024	60%	62%	<b>59%</b>	57%	57%	63%	39%	75%	*	59%	50%	60%	60%	59%	55%	55%	---
<b>School Progress - Accelerated Learning by Grade and Subject</b>																		
Grade 4 ELA/Reading	2025	40%	39%	<b>46%</b>	38%	46%	52%	-	-	-	46%	37%	40%	48%	41%	45%	38%	-
	2024	38%	37%	<b>42%</b>	31%	40%	51%	-	-	-	*	31%	71%	45%	37%	33%	32%	---
Grade 4 Mathematics	2025	27%	27%	<b>23%</b>	10%	25%	29%	-	-	-	33%	19%	33%	24%	19%	23%	17%	-
	2024	26%	24%	<b>15%</b>	12%	16%	17%	76*	-	-	13%	12%	17%	13%	19%	13%	10%	---

Texas Education Agency  
**2024-25 STAAR Progress (TAPR)**  
WAXAHACHIE ISD (070912) - ELLIS COUNTY

	School Year	State	Region 10	District	African American	Hispanic	White	American Indian	Asian	Pacific Islander	Two or More Races	Special Ed (Current)	Special Ed (Former)	Continuously Enrolled	Non-Continuously Enrolled	Econ Disadv	EB/EL (Current & Monitored)	G/T
Grade 5 ELA/Reading	2025	25%	28%	<b>22%</b>	11%	29%	23%	-	-	-	*	10%	57%	18%	27%	20%	31%	-
	2024	35%	35%	<b>28%</b>	14%	30%	34%	-	-	-	50%	19%	38%	25%	33%	28%	17%	---
Grade 5 Mathematics	2025	35%	35%	<b>38%</b>	25%	40%	44%	*	-	-	50%	27%	50%	41%	32%	33%	45%	-
	2024	41%	39%	<b>40%</b>	39%	35%	47%	-	-	-	56%	35%	29%	43%	37%	34%	18%	---
Grade 6 ELA/Reading	2025	27%	26%	<b>29%</b>	26%	32%	31%	-	*	-	17%	16%	25%	30%	28%	25%	20%	-
	2024	24%	24%	<b>26%</b>	19%	32%	21%	-	-	-	38%	14%	*	25%	27%	26%	37%	---
Grade 6 Mathematics	2025	33%	33%	<b>34%</b>	21%	38%	40%	-	-	-	25%	24%	40%	31%	38%	33%	34%	-
	2024	27%	27%	<b>34%</b>	19%	33%	44%	-	-	-	50%	24%	62%	33%	34%	26%	27%	---
Grade 7 ELA/Reading	2025	25%	25%	<b>21%</b>	20%	16%	28%	-	-	-	33%	13%	15%	24%	18%	18%	15%	-
	2024	23%	23%	<b>13%</b>	0%	18%	17%	-	-	-	20%	7%	*	14%	12%	13%	12%	---
Grade 7 Mathematics	2025	16%	16%	<b>19%</b>	9%	25%	21%	-	-	-	33%	14%	0%	21%	15%	20%	24%	*
	2024	14%	14%	<b>17%</b>	3%	24%	17%	-	-	-	*	13%	14%	19%	13%	17%	16%	---
Grade 8 ELA/Reading	2025	40%	40%	<b>49%</b>	36%	44%	68%	-	-	-	78%	35%	60%	45%	56%	47%	49%	-
	2024	34%	35%	<b>39%</b>	35%	42%	37%	*	-	-	33%	30%	0%	38%	40%	37%	39%	---
Grade 8 Mathematics	2025	42%	40%	<b>44%</b>	44%	46%	42%	-	-	-	36%	27%	25%	40%	52%	43%	46%	*
	2024	44%	42%	<b>50%</b>	42%	55%	47%	*	-	-	78%	36%	50%	49%	52%	47%	59%	---
End of Course English I	2025	23%	24%	<b>27%</b>	24%	30%	20%	*	*	-	*	13%	40%	24%	33%	22%	16%	-
	2024	20%	20%	<b>20%</b>	27%	15%	18%	-	*	-	*	11%	*	14%	29%	15%	13%	---
End of Course English II	2025	29%	28%	<b>30%</b>	33%	27%	32%	*	*	-	*	11%	0%	33%	25%	30%	31%	*
	2024	29%	29%	<b>35%</b>	32%	32%	44%	-	-	-	*	18%	67%	41%	26%	29%	19%	---
End of Course Algebra I	2025	54%	54%	<b>48%</b>	54%	41%	50%	-	*	-	80%	43%	56%	40%	63%	47%	30%	*
	2024	55%	55%	<b>44%</b>	50%	40%	45%	-	*	-	*	29%	*	39%	52%	40%	45%	---
All Grades Both Subjects	2025	33%	33%	<b>34%</b>	27%	35%	38%	*	40%	-	41%	23%	33%	33%	34%	32%	32%	55%
	2024	32%	32%	<b>32%</b>	26%	32%	36%	*	*	-	44%	22%	42%	32%	32%	28%	27%	---
All Grades ELA/Reading	2025	31%	31%	<b>33%</b>	27%	32%	38%	*	*	-	42%	20%	32%	33%	32%	30%	30%	*
	2024	30%	30%	<b>30%</b>	23%	30%	34%	*	*	-	39%	19%	42%	30%	29%	27%	25%	---
All Grades Mathematics	2025	35%	35%	<b>34%</b>	26%	37%	38%	*	*	-	40%	25%	33%	34%	35%	33%	34%	44%
	2024	35%	35%	<b>34%</b>	29%	34%	38%	*	*	-	48%	26%	42%	33%	35%	30%	28%	---

- \* Indicates results are masked due to small numbers to protect student confidentiality.
- Indicates there are no students in the group.
- First reported in 2025.

Texas Education Agency  
**2024-25 Bilingual Education/English as a Second Language (Current EB Students/EL) (TAPR)**  
WAXAHACHIE ISD (070912) - ELLIS COUNTY

	School Year	State	Region 10	District	Total Bilingual Education	BE-Trans Early Exit	BE-Trans Late Exit	BE-Dual Two-Way	BE-Dual One-Way	ALP Bilingual (Exception)	Total ESL	ESL Content-Based	ESL Pull-Out	ALP ESL (Waiver)	EB/EL with Parental Denial	Never EB/EL	Total EB/EL (Current)	Monitored & Former EB/EL
<b>STAAR Performance Rate by Subject and Performance Level</b>																		
<b>All Grades All Subjects</b>																		
At Approaches Grade Level or Above	2025	75%	76%	<b>75%</b>	64%	-	-	64%	-	-	64%	61%	65%	-	50%	76%	61%	94%
	2024	75%	76%	<b>76%</b>	58%	-	-	58%	-	-	64%	50%	66%	-	68%	77%	62%	95%
At Meets Grade Level or Above	2025	50%	52%	<b>47%</b>	31%	-	-	31%	-	-	28%	26%	29%	-	29%	48%	26%	75%
	2024	48%	51%	<b>47%</b>	29%	-	-	29%	-	-	29%	23%	30%	-	33%	48%	29%	79%
At Masters Grade Level	2025	21%	24%	<b>17%</b>	12%	-	-	12%	-	-	7%	11%	7%	-	5%	18%	7%	33%
	2024	20%	23%	<b>17%</b>	10%	-	-	10%	-	-	7%	8%	7%	-	7%	18%	7%	31%
<b>All Grades ELA/Reading</b>																		
At Approaches Grade Level or Above	2025	76%	76%	<b>77%</b>	65%	-	-	65%	-	-	62%	67%	60%	-	52%	78%	60%	97%
	2024	76%	77%	<b>78%</b>	61%	-	-	61%	-	-	62%	58%	63%	-	66%	79%	62%	95%
At Meets Grade Level or Above	2025	54%	56%	<b>51%</b>	35%	-	-	35%	-	-	31%	32%	30%	-	34%	53%	29%	82%
	2024	54%	56%	<b>52%</b>	37%	-	-	37%	-	-	29%	24%	30%	-	38%	54%	31%	86%
At Masters Grade Level	2025	23%	25%	<b>18%</b>	12%	-	-	12%	-	-	6%	11%	5%	-	6%	19%	6%	32%
	2024	22%	25%	<b>17%</b>	11%	-	-	11%	-	-	5%	6%	5%	-	8%	19%	7%	28%
<b>All Grades Mathematics</b>																		
At Approaches Grade Level or Above	2025	72%	74%	<b>70%</b>	67%	-	-	67%	-	-	59%	56%	61%	-	39%	71%	59%	90%
	2024	72%	74%	<b>73%</b>	60%	-	-	60%	-	-	62%	45%	66%	-	64%	74%	61%	95%
At Meets Grade Level or Above	2025	45%	48%	<b>40%</b>	32%	-	-	32%	-	-	23%	23%	24%	-	20%	41%	24%	66%
	2024	43%	47%	<b>42%</b>	28%	-	-	28%	-	-	30%	26%	31%	-	30%	43%	29%	64%
At Masters Grade Level	2025	20%	23%	<b>15%</b>	12%	-	-	12%	-	-	8%	13%	6%	-	2%	16%	8%	30%
	2024	17%	21%	<b>15%</b>	11%	-	-	11%	-	-	9%	12%	8%	-	9%	16%	9%	32%
<b>All Grades Science</b>																		

Texas Education Agency  
**2024-25 Bilingual Education/English as a Second Language (Current EB Students/EL) (TAPR)**  
WAXAHACHIE ISD (070912) - ELLIS COUNTY

	School Year	State	Region 10	District	Total Bilingual Education	BE-Trans Early Exit	BE-Trans Late Exit	BE-Dual Two-Way	BE-Dual One-Way	ALP Bilingual (Exception)	Total ESL	ESL Content-Based	ESL Pull-Out	ALP ESL (Waiver)	EB/EL with Parental Denial	Never EB/EL	Total EB/EL (Current)	Monitored & Former EB/EL
At Approaches Grade Level or Above	2025	78%	78%	<b>79%</b>	53%	-	-	53%	-	-	72%	64%	74%	-	59%	80%	64%	98%
	2024	75%	75%	<b>75%</b>	38%	-	-	38%	-	-	73%	41%	76%	-	71%	76%	64%	96%
At Meets Grade Level or Above	2025	47%	49%	<b>44%</b>	17%	-	-	17%	-	-	28%	20%	29%	-	27%	45%	20%	82%
	2024	43%	45%	<b>40%</b>	7%	-	-	7%	-	-	27%	6%	30%	-	21%	42%	22%	75%
At Masters Grade Level	2025	17%	19%	<b>12%</b>	7%	-	-	7%	-	-	6%	4%	6%	-	9%	13%	4%	25%
	2024	16%	18%	<b>11%</b>	3%	-	-	3%	-	-	3%	0%	3%	-	0%	12%	3%	13%
<b>All Grades Social Studies</b>																		
At Approaches Grade Level or Above	2025	77%	78%	<b>81%</b>	48%	-	-	48%	-	-	72%	*	73%	-	58%	82%	67%	91%
	2024	78%	80%	<b>81%</b>	-	-	-	-	-	-	66%	-	66%	-	81%	81%	67%	96%
At Meets Grade Level or Above	2025	50%	53%	<b>53%</b>	14%	-	-	14%	-	-	33%	*	33%	-	42%	54%	28%	70%
	2024	51%	53%	<b>55%</b>	-	-	-	-	-	-	29%	-	29%	-	38%	56%	30%	83%
At Masters Grade Level	2025	27%	30%	<b>27%</b>	14%	-	-	14%	-	-	13%	*	13%	-	0%	28%	8%	44%
	2024	27%	30%	<b>30%</b>	-	-	-	-	-	-	12%	-	12%	-	6%	31%	12%	44%
<b>School Progress - Annual Growth</b>																		
All Grades Both Subjects	2025	65%	67%	<b>62%</b>	57%	-	-	57%	-	-	56%	59%	56%	-	50%	63%	54%	74%
	2024	64%	65%	<b>61%</b>	59%	-	-	59%	-	-	53%	47%	54%	-	54%	62%	54%	74%
All Grades ELA/Reading	2025	67%	68%	<b>65%</b>	56%	-	-	56%	-	-	59%	61%	58%	-	53%	65%	55%	78%
	2024	67%	68%	<b>63%</b>	58%	-	-	58%	-	-	52%	58%	52%	-	62%	64%	54%	78%
All Grades Mathematics	2025	64%	65%	<b>60%</b>	57%	-	-	57%	-	-	53%	57%	52%	-	46%	60%	53%	69%
	2024	60%	62%	<b>59%</b>	61%	-	-	61%	-	-	53%	36%	56%	-	46%	60%	55%	65%
<b>School Progress - Accelerated Learning</b>																		
All Grades Both Subjects	2025	33%	33%	<b>34%</b>	35%	-	-	35%	-	-	30%	29%	31%	-	28%	34%	32%	40%
	2024	32%	32%	<b>32%</b>	26%	-	-	26%	-	-	26%	9%	29%	-	33%	33%	27%	-

Texas Education Agency  
**2024-25 Bilingual Education/English as a Second Language (Current EB Students/EL) (TAPR)**  
 WAXAHACHIE ISD (070912) - ELLIS COUNTY

	School Year	State	Region 10	District	Total Bilingual Education	BE-Trans Early Exit	BE-Trans Late Exit	BE-Dual Two-Way	BE-Dual One-Way	ALP Bilingual (Exception)	Total ESL	ESL Content-Based	ESL Pull-Out	ALP ESL (Waiver)	EB/EL with Parental Denial	Never EB/EL	Total EB/EL (Current)	Monitored & Former EB/EL
All Grades ELA/Reading	2025	31%	31%	<b>33%</b>	33%	-	-	33%	-	-	29%	30%	29%	-	25%	33%	30%	*
	2024	30%	30%	<b>30%</b>	31%	-	-	31%	-	-	23%	7%	25%	-	27%	30%	25%	-
All Grades Mathematics	2025	35%	35%	<b>34%</b>	36%	-	-	36%	-	-	32%	27%	34%	-	31%	34%	33%	*
	2024	35%	35%	<b>34%</b>	22%	-	-	22%	-	-	30%	11%	35%	-	43%	35%	28%	-

\* Indicates results are masked due to small numbers to protect student confidentiality.  
 - Indicates there are no students in the group.  
 Blank cell indicates there are no data available in the group.

Texas Education Agency  
**2024-25 STAAR Participation (TAPR)**  
WAXAHACHIE ISD (070912) - ELLIS COUNTY

	State	Region 10	District	African American	Hispanic	White	American Indian	Asian	Pacific Islander	Two or More Races	Special Ed (Current)	Special Ed (Former)	Continuously Enrolled	Non-Continuously Enrolled	Econ Disadv	EB / EL (Current & Monitored)
<b>2025 STAAR Participation (All Grades)</b>																
<b>All Tests</b>																
Assessment Participant	99%	99%	<b>99%</b>	99%	99%	99%	96%	100%	100%	99%	99%	100%	99%	99%	99%	99%
Included in Accountability	93%	93%	<b>94%</b>	93%	92%	96%	84%	98%	84%	97%	95%	95%	97%	87%	93%	82%
Not Included in Accountability: Mobile	4%	4%	<b>4%</b>	6%	3%	3%	12%	0%	16%	2%	4%	3%	1%	8%	3%	3%
Not Included in Accountability: Other Exclusions	2%	3%	<b>2%</b>	0%	4%	0%	0%	2%	0%	0%	1%	1%	1%	4%	3%	15%
Not Tested	1%	1%	<b>1%</b>	1%	1%	1%	4%	0%	0%	1%	1%	0%	1%	1%	1%	1%
Absent	1%	1%	<b>1%</b>	0%	0%	1%	4%	0%	0%	1%	0%	0%	0%	1%	1%	1%
Other	0%	0%	<b>0%</b>	0%	0%	0%	0%	0%	0%	0%	0%	0%	0%	0%	0%	0%
<b>Reading</b>																
Assessment Participant	99%	99%	<b>100%</b>	100%	100%	99%	91%	100%	100%	99%	100%	100%	100%	100%	100%	100%
Included in Accountability	91%	91%	<b>93%</b>	94%	90%	96%	82%	96%	86%	97%	94%	95%	97%	87%	92%	77%
Not Included in Accountability: Mobile	4%	4%	<b>4%</b>	6%	3%	3%	9%	0%	14%	2%	4%	3%	1%	8%	3%	3%
Not Included in Accountability: Other Exclusions	4%	4%	<b>3%</b>	0%	6%	0%	0%	4%	0%	0%	1%	1%	1%	5%	4%	20%
Not Tested	1%	1%	<b>0%</b>	0%	0%	1%	9%	0%	0%	1%	0%	0%	0%	0%	0%	0%
Absent	1%	0%	<b>0%</b>	0%	0%	1%	9%	0%	0%	1%	0%	0%	0%	0%	0%	0%
Other	0%	0%	<b>0%</b>	0%	0%	0%	0%	0%	0%	0%	0%	0%	0%	0%	0%	0%
<b>Mathematics</b>																
Assessment Participant	99%	99%	<b>99%</b>	99%	99%	99%	100%	100%	*	99%	99%	100%	99%	99%	99%	99%
Included in Accountability	94%	94%	<b>94%</b>	92%	93%	96%	89%	98%	*	97%	95%	95%	98%	87%	94%	85%
Not Included in Accountability: Mobile	4%	4%	<b>4%</b>	6%	3%	3%	11%	0%	*	2%	4%	5%	1%	8%	3%	3%
Not Included in Accountability: Other Exclusions	1%	1%	<b>1%</b>	0%	3%	0%	0%	2%	*	0%	1%	0%	0%	4%	2%	11%
Not Tested	1%	1%	<b>1%</b>	1%	1%	1%	0%	0%	*	1%	1%	0%	1%	1%	1%	1%
Absent	1%	0%	<b>0%</b>	1%	0%	0%	0%	0%	*	1%	1%	0%	0%	1%	1%	0%
Other	0%	0%	<b>0%</b>	0%	0%	0%	0%	0%	*	0%	0%	0%	0%	0%	0%	0%
<b>Science</b>																
Assessment Participant	99%	99%	<b>99%</b>	99%	99%	99%	*	100%	*	99%	99%	99%	100%	99%	99%	99%
Included in Accountability	94%	94%	<b>94%</b>	93%	93%	96%	*	100%	*	99%	94%	96%	98%	87%	94%	85%
Not Included in Accountability: Mobile	4%	4%	<b>4%</b>	6%	3%	3%	*	0%	*	0%	5%	3%	1%	8%	3%	4%
Not Included in Accountability: Other Exclusions	1%	1%	<b>1%</b>	0%	3%	0%	*	0%	*	0%	0%	1%	0%	4%	2%	11%
Not Tested	1%	1%	<b>1%</b>	1%	1%	1%	*	0%	*	1%	1%	1%	0%	1%	1%	1%

Texas Education Agency  
**2024-25 STAAR Participation (TAPR)**  
WAXAHACHIE ISD (070912) - ELLIS COUNTY

	State	Region 10	District	African American	Hispanic	White	American Indian	Asian	Pacific Islander	Two or More Races	Special Ed (Current)	Special Ed (Former)	Continuously Enrolled	Non-Continuously Enrolled	Econ Disadv	EB / EL (Current & Monitored)
Absent	1%	1%	1%	1%	1%	0%	*	0%	*	1%	1%	1%	0%	1%	1%	1%
Other	0%	0%	0%	0%	0%	0%	*	0%	*	0%	0%	0%	0%	0%	0%	0%
<b>Social Studies</b>																
Assessment Participant	99%	99%	99%	100%	99%	99%	*	100%	*	100%	100%	99%	99%	99%	99%	98%
Included in Accountability	94%	95%	95%	93%	94%	97%	*	100%	*	99%	95%	98%	98%	88%	94%	88%
Not Included in Accountability: Mobile	4%	4%	3%	6%	3%	2%	*	0%	*	1%	4%	1%	1%	8%	3%	3%
Not Included in Accountability: Other Exclusions	1%	1%	1%	0%	2%	0%	*	0%	*	0%	0%	0%	0%	2%	1%	7%
Not Tested	1%	1%	1%	0%	1%	1%	*	0%	*	0%	0%	1%	1%	1%	1%	2%
Absent	1%	1%	1%	0%	1%	1%	*	0%	*	0%	0%	1%	1%	1%	1%	2%
Other	0%	0%	0%	0%	0%	0%	*	0%	*	0%	0%	0%	0%	0%	0%	0%
<b>Accelerated Testers</b>																
SAT/ACT Participant	94%	96%	89%	91%	84%	90%	*	*	-	88%	*	*	92%	67%	80%	*
<b>2024 STAAR Participation (All Grades)</b>																
<b>All Tests</b>																
Assessment Participant	99%	99%	99%	100%	99%	99%	98%	100%	100%	99%	100%	100%	99%	100%	99%	100%
Included in Accountability	92%	92%	94%	93%	92%	97%	88%	90%	92%	95%	97%	95%	97%	88%	93%	84%
Not Included in Accountability: Mobile	4%	5%	4%	7%	5%	3%	10%	10%	8%	4%	3%	4%	1%	9%	5%	6%
Not Included in Accountability: Other Exclusions	2%	3%	1%	0%	3%	0%	0%	0%	0%	0%	0%	1%	1%	2%	2%	9%
Not Tested	1%	1%	1%	0%	1%	1%	3%	0%	0%	1%	0%	0%	1%	0%	1%	0%
Absent	1%	1%	0%	0%	0%	0%	3%	0%	0%	0%	0%	0%	0%	0%	0%	0%
Other	0%	0%	0%	0%	0%	0%	0%	0%	0%	1%	0%	0%	0%	0%	0%	0%
<b>Reading</b>																
Assessment Participant	99%	99%	100%	100%	100%	100%	93%	100%	100%	100%	100%	99%	100%	100%	100%	100%
Included in Accountability	91%	90%	94%	93%	91%	97%	80%	91%	83%	95%	96%	93%	97%	88%	92%	80%
Not Included in Accountability: Mobile	4%	5%	4%	7%	4%	2%	13%	9%	17%	5%	3%	4%	1%	9%	5%	6%
Not Included in Accountability: Other Exclusions	4%	4%	2%	0%	4%	0%	0%	0%	0%	0%	1%	2%	2%	2%	3%	14%
Not Tested	1%	1%	0%	0%	0%	0%	7%	0%	0%	0%	0%	1%	0%	0%	0%	0%
Absent	1%	1%	0%	0%	0%	0%	7%	0%	0%	0%	0%	1%	0%	0%	0%	0%
Other	0%	0%	0%	0%	0%	0%	0%	0%	0%	0%	0%	0%	0%	0%	0%	0%
<b>Mathematics</b>																
Assessment Participant	99%	99%	99%	99%	99%	99%	82	100%	100%	*	99%	100%	100%	99%	99%	99%
Included in Accountability	93%	93%	94%	92%	93%	96%	86%	90%	*	94%	97%	96%	97%	89%	93%	88%

Texas Education Agency  
**2024-25 STAAR Participation (TAPR)**  
WAXAHACHIE ISD (070912) - ELLIS COUNTY

	State	Region 10	District	African American	Hispanic	White	American Indian	Asian	Pacific Islander	Two or More Races	Special Ed (Current)	Special Ed (Former)	Continuously Enrolled	Non-Continuously Enrolled	Econ Disadv	EB / EL (Current & Monitored)
Not Included in Accountability: Mobile	5%	5%	4%	7%	4%	2%	14%	10%	*	5%	3%	4%	1%	9%	5%	6%
Not Included in Accountability: Other Exclusions	1%	1%	1%	0%	1%	0%	0%	0%	*	0%	0%	0%	0%	1%	1%	5%
Not Tested	1%	1%	1%	1%	1%	1%	0%	0%	*	1%	0%	0%	1%	1%	1%	1%
Absent	1%	1%	0%	0%	0%	0%	0%	0%	*	0%	0%	0%	0%	0%	0%	0%
Other	0%	0%	1%	1%	1%	1%	0%	0%	*	1%	0%	0%	1%	0%	1%	0%
<b>Science</b>																
Assessment Participant	99%	99%	100%	100%	100%	100%	100%	100%	*	98%	100%	100%	100%	100%	100%	100%
Included in Accountability	93%	93%	94%	93%	93%	96%	100%	86%	*	94%	97%	94%	98%	87%	93%	86%
Not Included in Accountability: Mobile	4%	5%	5%	6%	5%	4%	0%	14%	*	5%	3%	6%	2%	11%	6%	8%
Not Included in Accountability: Other Exclusions	1%	1%	1%	0%	2%	0%	0%	0%	*	0%	0%	0%	0%	2%	1%	5%
Not Tested	1%	1%	0%	0%	0%	0%	0%	0%	*	2%	0%	0%	0%	0%	0%	0%
Absent	1%	1%	0%	0%	0%	0%	0%	0%	*	1%	0%	0%	0%	0%	0%	0%
Other	0%	0%	0%	0%	0%	0%	0%	0%	*	1%	0%	0%	0%	0%	0%	0%
<b>Social Studies</b>																
Assessment Participant	99%	99%	100%	100%	99%	100%	100%	100%	*	98%	100%	98%	100%	100%	100%	99%
Included in Accountability	94%	94%	96%	95%	95%	97%	100%	88%	*	98%	98%	95%	99%	90%	95%	91%
Not Included in Accountability: Mobile	4%	4%	3%	4%	4%	3%	0%	13%	*	0%	2%	4%	1%	8%	4%	4%
Not Included in Accountability: Other Exclusions	1%	1%	1%	0%	1%	0%	0%	0%	*	0%	0%	0%	0%	2%	1%	5%
Not Tested	1%	1%	0%	0%	1%	0%	0%	0%	*	2%	0%	2%	0%	0%	0%	1%
Absent	1%	1%	0%	0%	1%	0%	0%	0%	*	0%	0%	2%	0%	0%	0%	1%
Other	0%	0%	0%	0%	0%	0%	0%	0%	*	2%	0%	0%	0%	0%	0%	0%
<b>Accelerated Testers</b>																
SAT/ACT Participant	93%	96%	83%	77%	76%	88%	*	*	-	83%	-	*	83%	84%	75%	*

\* Indicates results are masked due to small numbers to protect student confidentiality.  
- Indicates there are no students in the group.

Texas Education Agency  
**2024-25 Attendance, Graduation, and Dropout Rates (TAPR)**  
WAXAHACHIE ISD (070912) - ELLIS COUNTY

	State	Region 10	District	African American	Hispanic	White	American Indian	Asian	Pacific Islander	Two or More Races	Special Ed	Econ Disadv	EB/EL
<b>Attendance Rate</b>													
2023-24	93.6%	94.0%	<b>94.9%</b>	95.1%	94.7%	95.1%	95.7%	96.8%	95.0%	94.4%	94.3%	94.2%	95.4%
2022-23	93.3%	93.5%	<b>94.5%</b>	94.5%	94.3%	94.7%	95.1%	96.0%	95.2%	93.9%	93.8%	93.6%	94.6%
<b>Chronic Absenteeism</b>													
2023-24	19.0%	17.0%	<b>12.2%</b>	13.1%	12.8%	11.0%	8.8%	5.5%	21.4%	14.8%	15.2%	15.9%	11.5%
2022-23	20.3%	18.9%	<b>13.8%</b>	15.7%	14.4%	12.2%	13.1%	10.4%	18.2%	17.7%	17.2%	18.4%	12.6%
<b>Annual Dropout Rate (Gr 7-8)</b>													
2023-24	0.7%	0.7%	<b>0.3%</b>	0.3%	0.3%	0.3%	0.0%	0.0%	14.3%	0.0%	0.9%	0.7%	0.0%
2022-23	0.8%	0.7%	<b>0.1%</b>	0.0%	0.0%	0.1%	0.0%	0.0%	0.0%	0.0%	0.0%	0.0%	0.0%
<b>Annual Dropout Rate (Gr 9-12)</b>													
2023-24	1.9%	2.4%	<b>0.6%</b>	0.3%	0.9%	0.5%	0.0%	0.0%	0.0%	2.4%	0.6%	1.0%	1.5%
2022-23	2.0%	2.5%	<b>0.8%</b>	0.8%	1.1%	0.7%	0.0%	0.0%	0.0%	0.8%	1.5%	1.2%	1.8%
<b>4-Year Longitudinal Rate (Gr 9-12)</b>													
<b>Class of 2024</b>													
Graduated	90.7%	89.5%	<b>96.9%</b>	97.5%	96.3%	97.4%	* 100.0%	-	90.5%	92.9%	95.4%	98.4%	
Received TxCHSE	0.3%	0.2%	<b>0.0%</b>	0.0%	0.0%	0.0%	* 0.0%	-	0.0%	0.0%	0.0%	0.0%	0.0%
Continued HS	3.1%	3.3%	<b>0.5%</b>	0.6%	0.3%	0.3%	* 0.0%	-	4.8%	1.2%	0.5%	0.0%	
Dropped Out	5.8%	7.0%	<b>2.6%</b>	1.9%	3.4%	2.3%	* 0.0%	-	4.8%	5.9%	4.0%	1.6%	
Graduates and TxCHSE	91.1%	89.7%	<b>96.9%</b>	97.5%	96.3%	97.4%	* 100.0%	-	90.5%	92.9%	95.4%	98.4%	
Graduates, TxCHSE, and Continuers	94.2%	93.0%	<b>97.4%</b>	98.1%	96.6%	97.7%	100.0%	100.0%	-	95.2%	94.1%	96.0%	98.4%
<b>Class of 2023</b>													
Graduated	90.3%	88.5%	<b>96.1%</b>	95.5%	94.8%	97.7%	100.0%	*	*	93.5%	93.3%	94.1%	90.2%
Received TxCHSE	0.3%	0.2%	<b>0.4%</b>	0.0%	0.0%	0.9%	0.0%	*	*	0.0%	0.0%	0.3%	0.0%
Continued HS	3.1%	3.5%	<b>0.5%</b>	0.6%	0.3%	0.3%	0.0%	*	*	3.2%	1.1%	0.8%	0.0%
Dropped Out	6.3%	7.7%	<b>3.1%</b>	3.8%	4.9%	1.2%	0.0%	*	*	3.2%	5.6%	4.8%	9.8%
Graduates and TxCHSE	90.6%	88.7%	<b>96.5%</b>	95.5%	94.8%	98.5%	100.0%	*	*	93.5%	93.3%	94.4%	90.2%
Graduates, TxCHSE, and Continuers	93.7%	92.3%	<b>96.9%</b>	96.2%	95.1%	98.8%	100.0%	*	*	96.8%	94.4%	95.2%	90.2%
<b>5-Year Extended Longitudinal Rate (Gr 9-12)</b>													
<b>Class of 2023</b>													
Graduated	92.1%	90.4%	<b>96.5%</b>	96.2%	95.1%	97.9%	100.0%	*	*	93.5%	94.4%	94.7%	90.2%
Received TxCHSE	0.4%	0.3%	<b>0.4%</b>	0.0%	0.0%	0.9%	0.0%	*	*	0.0%	0.0%	0.3%	0.0%
Continued HS	1.0%	1.0%	<b>0.0%</b>	0.0%	0.0%	0.0%	0.0%	*	*	0.0%	0.0%	0.0%	0.0%
Dropped Out	6.5%	8.2%	<b>3.2%</b>	3.8%	4.9%	1.2%	0.0%	*	*	6.5%	5.6%	5.1%	9.8%
Graduates and TxCHSE	92.6%	90.7%	<b>96.8%</b>	96.2%	95.1%	98.8%	100.0%	*	*	93.5%	94.4%	94.9%	90.2%
Graduates, TxCHSE, and Continuers	93.5%	91.8%	<b>96.8%</b>	96.2%	95.1%	98.8%	100.0%	*	*	93.5%	94.4%	94.9%	90.2%

Texas Education Agency  
**2024-25 Attendance, Graduation, and Dropout Rates (TAPR)**  
WAXAHACHIE ISD (070912) - ELLIS COUNTY

	State	Region 10	District	African American	Hispanic	White	American Indian	Asian	Pacific Islander	Two or More Races	Special Ed	Econ Disadv	EB/EL
<b>Class of 2022</b>													
Graduated	91.8%	89.4%	<b>96.0%</b>	93.9%	95.8%	96.9%	*	*	*	95.2%	86.1%	92.3%	89.3%
Received TxCHSE	0.4%	0.3%	<b>0.4%</b>	0.0%	0.4%	0.6%	*	*	*	0.0%	0.0%	0.0%	0.0%
Continued HS	1.0%	1.2%	<b>0.0%</b>	0.0%	0.0%	0.0%	*	*	*	0.0%	0.0%	0.0%	0.0%
Dropped Out	6.8%	9.1%	<b>3.6%</b>	6.1%	3.8%	2.5%	*	*	*	4.8%	13.9%	7.7%	10.7%
Graduates and TxCHSE	92.2%	89.7%	<b>96.4%</b>	93.9%	96.2%	97.5%	*	*	*	95.2%	86.1%	92.3%	89.3%
Graduates, TxCHSE, and Continuers	93.2%	90.9%	<b>96.4%</b>	93.9%	96.2%	97.5%	*	*	*	95.2%	86.1%	92.3%	89.3%
<b>6-Year Extended Longitudinal Rate (Gr 9-12)</b>													
<b>Class of 2022</b>													
Graduated	92.2%	89.8%	<b>96.2%</b>	93.9%	95.8%	97.2%	*	*	*	95.2%	87.7%	92.6%	89.3%
Received TxCHSE	0.5%	0.5%	<b>0.7%</b>	0.9%	0.4%	0.9%	*	*	*	0.0%	0.0%	0.0%	0.0%
Continued HS	0.5%	0.5%	<b>0.0%</b>	0.0%	0.0%	0.0%	*	*	*	0.0%	0.0%	0.0%	0.0%
Dropped Out	6.8%	9.2%	<b>3.2%</b>	5.2%	3.8%	1.9%	*	*	*	4.8%	12.3%	7.4%	10.7%
Graduates and TxCHSE	92.7%	90.3%	<b>96.8%</b>	94.8%	96.2%	98.1%	*	*	*	95.2%	87.7%	92.6%	89.3%
Graduates, TxCHSE, and Continuers	93.2%	90.8%	<b>96.8%</b>	94.8%	96.2%	98.1%	*	*	*	95.2%	87.7%	92.6%	89.3%
<b>Class of 2021</b>													
Graduated	92.7%	90.5%	<b>97.1%</b>	98.5%	97.0%	96.6%	*	*	*	100.0%	93.8%	94.5%	96.0%
Received TxCHSE	0.5%	0.4%	<b>0.7%</b>	0.0%	0.8%	0.6%	*	*	*	0.0%	0.0%	0.7%	0.0%
Continued HS	0.5%	0.6%	<b>0.0%</b>	0.0%	0.0%	0.0%	*	*	*	0.0%	0.0%	0.0%	0.0%
Dropped Out	6.3%	8.5%	<b>2.2%</b>	1.5%	2.1%	2.8%	*	*	*	0.0%	6.2%	4.8%	4.0%
Graduates and TxCHSE	93.2%	90.9%	<b>97.8%</b>	98.5%	97.9%	97.2%	*	*	*	100.0%	93.8%	95.2%	96.0%
Graduates, TxCHSE, and Continuers	93.7%	91.5%	<b>97.8%</b>	98.5%	97.9%	97.2%	*	*	*	100.0%	93.8%	95.2%	96.0%
<b>4-Year Federal Graduation Rate Without Exclusions (Gr 9-12)</b>													
Class of 2024	90.7%	89.5%	<b>96.4%</b>	97.6%	96.0%	96.4%	*	100.0%	-	90.5%	89.8%	94.7%	98.4%
Class of 2023	90.3%	88.5%	<b>95.5%</b>	94.3%	94.5%	96.8%	100.0%	*	*	93.5%	89.5%	93.1%	90.2%
<b>RHSP/DAP Graduates (Longitudinal Rate)</b>													
Class of 2024	44.9%	90.4%	*	-	-	*	-	-	-	-	*	-	-
Class of 2023	72.3%	85.0%	*	*	*	-	-	-	-	-	*	*	*
<b>FHSP-E Graduates (Longitudinal Rate)</b>													
Class of 2024	11.0%	14.4%	<b>12.5%</b>	17.1%	14.4%	9.4%	*	0.0%	-	0.0%	30.8%	14.7%	21.7%
Class of 2023	4.3%	5.3%	<b>7.9%</b>	9.4%	8.2%	7.2%	0.0%	*	*	6.9%	34.9%	9.3%	9.3%
<b>FHSP-DLA Graduates (Longitudinal Rate)</b>													
Class of 2024	78.5%	77.2%	<b>64.9%</b>	53.2%	64.1%	69.4%	*	100.0%	-	78.9%	19.2%	51.6%	48.3%
Class of 2023	84.3%	84.8%	<b>69.4%</b>	69.8%	64.9%	73.9%	80.0%	*	*	55.2%	22.9%	62.8%	42.6%
<b>Texas First-DLA Graduates (Longitudinal Rate)</b>													

Texas Education Agency  
**2024-25 Attendance, Graduation, and Dropout Rates (TAPR)**  
WAXAHACHIE ISD (070912) - ELLIS COUNTY

	State	Region 10	District	African American	Hispanic	White	American Indian	Asian	Pacific Islander	Two or More Races	Special Ed	Econ Disadv	EB/EL
Class of 2024	0.1%	0.1%	<b>0.4%</b>	0.0%	0.4%	0.5%	*	0.0%	-	0.0%	0.0%	0.3%	0.0%
Class of 2023	0.0%	0.0%	<b>0.0%</b>	0.0%	0.0%	0.0%	0.0%	*	*	0.0%	0.0%	0.0%	0.0%
<b>RHSP/DAP/FHSP-E/FHSP-DLA/Texas First-DLA Graduates (Longitudinal Rate)</b>													
Class of 2024	89.5%	91.6%	<b>77.3%</b>	70.3%	78.6%	78.7%	*	100.0%	-	78.9%	49.4%	66.4%	70.0%
Class of 2023	88.6%	90.1%	<b>77.2%</b>	78.7%	73.3%	81.1%	80.0%	*	*	62.1%	57.1%	71.9%	52.7%
<b>RHSP/DAP Graduates (Annual Rate)</b>													
2023-24	24.6%	79.8%	-	-	-	-	-	-	-	-	-	-	-
2022-23	38.4%	44.7%	*	-	*	-	-	-	-	-	-	*	*
<b>FHSP-E Graduates (Annual Rate)</b>													
2023-24	11.0%	14.2%	<b>12.1%</b>	15.6%	13.7%	9.8%	*	0.0%	*	3.8%	23.0%	13.5%	17.8%
2022-23	4.4%	5.4%	<b>7.9%</b>	9.0%	9.0%	6.8%	*	*	*	7.1%	31.3%	9.3%	11.5%
<b>FHSP-DLA Graduates (Annual Rate)</b>													
2023-24	76.9%	75.6%	<b>59.1%</b>	52.7%	56.8%	62.6%	*	100.0%	*	69.2%	14.0%	45.6%	41.1%
2022-23	82.5%	82.9%	<b>66.2%</b>	60.5%	64.1%	70.7%	*	*	*	53.6%	18.8%	55.9%	42.3%
<b>Texas First-DLA Graduates (Annual Rate)</b>													
2023-24	0.1%	0.1%	<b>0.2%</b>	0.6%	0.0%	0.3%	*	0.0%	*	0.0%	0.0%	0.0%	0.0%
2022-23	0.1%	0.0%	<b>0.2%</b>	0.0%	0.3%	0.3%	0.0%	0.0%	-	-	0.0%	0.3%	0.0%
<b>RHSP/DAP/FHSP-E/FHSP-DLA/Texas First-DLA Graduates (Annual Rate)</b>													
2023-24	87.8%	89.8%	<b>71.2%</b>	68.5%	70.5%	72.4%	*	100.0%	*	73.1%	37.0%	59.1%	58.9%
2022-23	86.8%	88.3%	<b>74.2%</b>	69.5%	73.3%	77.6%	*	*	*	60.7%	50.0%	65.3%	54.7%

Texas Education Agency  
**2024-25 Graduation Profile (TAPR)**  
WAXAHACHIE ISD (070912) - ELLIS COUNTY

	District Count	District Percent	State Count	State Percent
<b>Graduates (2023-24 Annual Graduates)</b>				
Total Graduates	938	100.0%	382,023	100.0%
<b>By Ethnicity:</b>				
African American	168	17.9%	48,064	12.6%
Hispanic	366	39.0%	200,942	52.6%
White	370	39.4%	101,714	26.6%
American Indian	1	0.1%	1,231	0.3%
Asian	6	0.6%	19,746	5.2%
Pacific Islander	1	0.1%	606	0.2%
Two or More Races	26	2.8%	9,720	2.5%
<b>By Graduation Type:</b>				
Minimum H.S. Program	0	0.0%	309	0.1%
Recommended H.S. Program/Distinguished Achievement Program	0	0.0%	101	0.0%
Foundation H.S. Program (No Endorsement)	270	28.8%	46,183	12.1%
Foundation H.S. Program (Endorsement)	113	12.0%	42,042	11.0%
Foundation H.S. Program (DLA)	553	59.0%	293,032	76.7%
Texas First Early H.S. Completion Program (Texas First-DLA)	2	0.2%	356	0.1%
Special Education Graduates	100	10.7%	35,935	9.4%
Economically Disadvantaged Graduates	406	43.3%	211,984	55.5%
Emergent Bilingual (EB)/English Learner (EL) Graduates	73	7.8%	56,967	14.9%
At-Risk Graduates	432	46.1%	173,035	45.3%
CTE Completers	436	46.5%	127,800	33.5%

Texas Education Agency  
**2024-25 College, Career, and Military Readiness (CCMR) (TAPR)**  
WAXAHACHIE ISD (070912) - ELLIS COUNTY

Academic Year	State	Region 10	District	African American	Hispanic	White	American Indian	Asian	Pacific Islander	Two or More Races	Special Ed	Econ Disadv	EB/EL
<b>College, Career, and Military Ready Graduates (Student Achievement)</b>													
<b>College, Career, or Military Ready (Annual Graduates)</b>													
2023-24	81.8%	86.1%	<b>73.6%</b>	56.5%	75.0%	79.2%	*	100.0%	*	76.9%	70.0%	63.7%	72.6%
2022-23	76.3%	79.4%	<b>67.8%</b>	52.7%	69.5%	73.5%	*	*	*	60.7%	69.8%	57.5%	54.9%
<b>College Ready Graduates</b>													
<b>College Ready (Annual Graduates)</b>													
2023-24	70.0%	76.7%	<b>52.1%</b>	35.7%	50.5%	59.5%	*	100.0%	*	61.5%	41.0%	39.3%	32.9%
2022-23	61.9%	65.0%	<b>52.5%</b>	40.0%	52.4%	58.1%	*	*	*	50.0%	54.2%	40.9%	31.4%
<b>TSI Criteria Graduates in English Language Arts (Annual Graduates)</b>													
2023-24	69.5%	76.3%	<b>53.1%</b>	41.7%	50.0%	59.2%	*	100.0%	*	69.2%	10.0%	39.3%	26.0%
2022-23	62.8%	65.3%	<b>50.3%</b>	33.9%	47.9%	60.1%	*	*	*	39.3%	8.3%	35.4%	13.7%
<b>TSI Criteria Graduates in Mathematics (Annual Graduates)</b>													
2023-24	63.2%	70.4%	<b>48.2%</b>	31.5%	45.6%	56.5%	*	100.0%	*	57.7%	8.0%	36.5%	28.8%
2022-23	54.3%	56.5%	<b>45.4%</b>	35.8%	45.5%	49.0%	*	*	*	42.9%	7.3%	34.3%	13.7%
<b>TSI Criteria Graduates in Both Subjects (Annual Graduates)</b>													
2023-24	57.4%	65.5%	<b>40.8%</b>	24.4%	37.4%	49.5%	*	100.0%	*	53.8%	5.0%	25.9%	19.2%
2022-23	48.4%	51.5%	<b>38.8%</b>	26.7%	37.3%	45.0%	*	*	*	35.7%	2.1%	26.2%	9.8%
<b>AP / IB Met Criteria in Any Subject (Annual Graduates)</b>													
2023-24	21.0%	26.2%	<b>10.3%</b>	5.4%	7.1%	14.3%	*	33.3%	*	19.2%	0.0%	3.7%	4.1%
2022-23	20.4%	26.4%	<b>8.4%</b>	2.4%	8.6%	10.3%	*	*	*	10.7%	0.0%	4.9%	2.0%
<b>Associate Degree (Annual Graduates)</b>													
2023-24	3.1%	3.9%	<b>11.0%</b>	3.0%	13.5%	11.4%	*	66.7%	*	11.5%	3.0%	9.1%	9.6%
2022-23	2.5%	2.0%	<b>13.4%</b>	6.7%	14.7%	14.8%	*	*	*	14.3%	1.0%	10.9%	7.8%
<b>Dual Course Credits in Any Subject (Annual Graduates)</b>													
2023-24	25.1%	24.1%	<b>21.6%</b>	7.1%	21.2%	27.3%	*	66.7%	*	30.8%	6.0%	12.3%	12.3%
2022-23	23.6%	22.4%	<b>29.0%</b>	17.0%	30.8%	32.8%	*	*	*	25.0%	7.3%	23.7%	19.6%
<b>Onramps Course Credits (Annual Graduates)</b>													
2023-24	5.7%	3.5%	<b>0.0%</b>	0.0%	0.0%	0.0%	*	0.0%	*	0.0%	0.0%	0.0%	0.0%
2022-23	4.8%	3.2%	<b>0.1%</b>	0.6%	0.0%	0.0%	*	*	*	0.0%	0.0%	0.0%	0.0%
<b>Graduates Under an Advanced Diploma Plan and Identified as a Current Special Education Student (Annual Graduates)</b>													
2023-24	6.0%	5.8%	<b>4.0%</b>	6.5%	3.6%	3.2%	*	0.0%	*	3.8%	37.0%	4.2%	2.7%
2022-23	5.6%	5.2%	<b>5.7%</b>	9.7%	4.5%	5.1%	*	*	*	3.6%	50.0%	6.5%	7.8%
<b>Career / Military Ready Graduates</b>													
<b>Career or Military Ready (Annual Graduates)</b>													
2023-24	38.1%	35.1%	<b>46.9%</b>	35.1%	49.7%	49.2%	*	33.3%	*	53.8%	53.0%	42.7%	49.3%

Texas Education Agency  
**2024-25 College, Career, and Military Readiness (CCMR) (TAPR)**  
WAXAHACHIE ISD (070912) - ELLIS COUNTY

Academic Year	State	Region 10	District	African American	Hispanic	White	American Indian	Asian	Pacific Islander	Two or More Races	Special Ed	Econ Disadv	EB/EL
2022-23	36.4%	35.9%	<b>39.9%</b>	26.7%	41.4%	43.9%	*	*	*	39.3%	44.8%	34.9%	41.2%
<b>Approved Industry-Based Certification (Annual Graduates)</b>													
2023-24	34.9%	32.0%	<b>41.5%</b>	24.4%	44.5%	45.7%	*	33.3%	*	50.0%	15.0%	37.0%	39.7%
2022-23	33.4%	33.1%	<b>36.3%</b>	24.2%	36.6%	40.7%	*	*	*	35.7%	19.8%	30.8%	29.4%
<b>Graduates with Level I or Level II Certificate (Annual Graduates)</b>													
2023-24	1.1%	1.3%	<b>1.2%</b>	0.6%	1.1%	1.6%	*	0.0%	*	0.0%	0.0%	0.5%	0.0%
2022-23	0.8%	1.0%	<b>1.2%</b>	0.0%	2.1%	1.1%	*	*	*	0.0%	2.1%	1.4%	3.9%
<b>Graduate with Completed IEP and Workforce Readiness (Annual Graduates)</b>													
2023-24	2.7%	2.5%	<b>4.6%</b>	10.1%	3.8%	3.0%	*	0.0%	*	3.8%	43.0%	5.4%	9.6%
2022-23	2.7%	2.5%	<b>3.6%</b>	2.4%	4.8%	3.1%	*	*	*	3.6%	31.3%	4.6%	11.8%
<b>U.S. Armed Forces Enlistment (Annual Graduates)</b>													
2023-24	0.7%	0.4%	<b>1.3%</b>	1.2%	1.9%	0.8%	*	0.0%	*	0.0%	0.0%	1.0%	1.4%
2022-23	0.6%	0.4%	<b>0.4%</b>	0.0%	0.7%	0.3%	*	*	*	0.0%	0.0%	0.3%	0.0%

- Indicates there are no students in the group.

\* Indicates results are masked due to small numbers to protect student confidentiality.

? Indicates that the data for this item were statistically improbable or were reported outside a reasonable range.

Texas Education Agency  
**2024-25 CCMR-Related Indicators (TAPR)**  
WAXAHACHIE ISD (070912) - ELLIS COUNTY

	Academic Year	State	Region 10	District	African American	Hispanic	White	American Indian	Asian	Pacific Islander	Two or More Races	Special Ed	Econ Disadv	EB/EL
<b>TSIA Results (Graduates &gt;= Criterion) (Annual Graduates)</b>														
Reading	2023-24	20.1%	16.4%	<b>34.2%</b>	19.0%	31.4%	41.4%	*	83.3%	*	57.7%	6.0%	21.2%	5.5%
	2022-23	21.0%	18.2%	<b>40.4%</b>	24.6%	39.0%	49.0%	*	*	*	28.6%	6.3%	28.5%	11.3%
Mathematics	2023-24	21.3%	18.9%	<b>32.7%</b>	13.7%	29.5%	42.2%	*	100.0%	*	46.2%	5.0%	20.7%	12.3%
	2022-23	19.9%	17.2%	<b>36.2%</b>	26.3%	36.3%	39.7%	*	*	*	32.1%	0.0%	25.5%	13.2%
Both Subjects	2023-24	12.7%	10.0%	<b>21.3%</b>	10.1%	18.0%	27.3%	*	83.3%	*	38.5%	3.0%	10.6%	2.7%
	2022-23	12.5%	10.4%	<b>29.2%</b>	18.0%	29.5%	33.7%	*	*	*	21.4%	0.0%	20.3%	9.4%
<b>Completed and Received Credit for College Prep Courses (Annual Graduates)</b>														
English Language Arts	2023-24	26.6%	30.9%	<b>10.6%</b>	16.7%	12.8%	6.5%	*	0.0%	*	0.0%	4.0%	12.8%	16.4%
	2022-23	18.2%	17.4%	<b>3.7%</b>	4.8%	3.1%	3.7%	*	*	*	3.6%	2.1%	3.3%	0.0%
Mathematics	2023-24	29.5%	34.1%	<b>13.3%</b>	17.3%	14.8%	10.5%	*	0.0%	*	11.5%	3.0%	15.5%	16.4%
	2022-23	20.2%	18.9%	<b>8.4%</b>	10.8%	8.2%	7.6%	*	*	*	7.1%	7.3%	8.4%	1.9%
Both Subjects	2023-24	20.2%	25.3%	<b>5.4%</b>	7.1%	7.4%	3.2%	*	0.0%	*	0.0%	0.0%	6.2%	9.6%
	2022-23	12.5%	12.4%	<b>2.7%</b>	3.0%	2.7%	2.5%	*	*	*	3.6%	1.0%	2.2%	0.0%
<b>AP/IB-Results (Participation) (Grades 11-12)</b>														
All Subjects	2024	25.7%	32.6%	<b>15.2%</b>	13.5%	11.8%	18.8%	10.0%	21.4%	*	12.2%	0.6%	10.3%	8.4%
	2023	24.2%	30.0%	<b>10.6%</b>	6.2%	7.0%	14.6%	25.0%	33.3%	*	11.6%	0.0%	4.7%	1.0%
English Language Arts	2024	14.6%	19.0%	<b>10.6%</b>	9.2%	6.4%	14.5%	10.0%	21.4%	*	10.2%	0.0%	5.7%	1.5%
	2023	13.8%	18.0%	<b>8.6%</b>	5.1%	4.9%	12.1%	25.0%	33.3%	*	11.6%	0.0%	3.2%	0.0%
Mathematics	2024	9.6%	13.5%	<b>5.5%</b>	2.8%	3.6%	8.5%	10.0%	0.0%	*	4.1%	0.0%	2.8%	3.1%
	2023	7.4%	10.4%	<b>2.0%</b>	0.0%	2.7%	1.8%	0.0%	22.2%	*	4.7%	0.0%	0.8%	0.0%
Science	2024	10.9%	15.0%	<b>10.5%</b>	8.6%	7.5%	14.1%	10.0%	7.1%	*	6.1%	0.0%	6.5%	3.8%
	2023	10.3%	12.9%	<b>7.0%</b>	4.4%	5.1%	8.9%	25.0%	22.2%	*	11.6%	0.0%	2.9%	1.0%
Social Studies	2024	13.7%	17.8%	<b>9.6%</b>	8.3%	7.2%	12.3%	10.0%	14.3%	*	8.2%	0.0%	5.7%	3.1%
	2023	13.1%	16.4%	<b>6.4%</b>	4.4%	3.4%	8.9%	25.0%	22.2%	*	9.3%	0.0%	2.6%	0.0%
<b>AP/IB Results (Examinees &gt;= Criterion) (Grades 11-12)</b>														
All Subjects	2024	56.9%	59.7%	<b>68.7%</b>	45.5%	63.6%	78.8%	*	*	-	83.3%	*	58.1%	72.7%
	2023	53.3%	58.2%	<b>61.1%</b>	41.2%	59.5%	64.3%	*	*	-	60.0%	-	55.2%	*
English Language Arts	2024	48.8%	54.4%	<b>56.5%</b>	33.3%	50.0%	64.7%	*	*	-	80.0%	-	39.0%	*
	2023	52.3%	59.1%	<b>58.0%</b>	42.9%	53.8%	61.7%	*	*	-	60.0%	-	55.0%	-
Mathematics	2024	53.4%	55.3%	<b>88.0%</b>	77.8%	85.0%	90.0%	*	-	-	*	-	100.0%	*
	2023	50.1%	55.2%	<b>73.3%</b>	-	64.3%	83.3%	-	*	-	*	-	80.0%	-
Science	2024	46.1%	49.0%	<b>35.6%</b>	21.4%	28.6%	42.4%	*	*	-	*	-	19.1%	20.0%
	2023	44.8%	50.1%	<b>35.2%</b>	8.3%	44.4%	38.3%	*	*	-	40.0%	-	11.1%	*

Texas Education Agency  
**2024-25 CCMR-Related Indicators (TAPR)**  
WAXAHACHIE ISD (070912) - ELLIS COUNTY

	Academic Year	State	Region 10	District	African American	Hispanic	White	American Indian	Asian	Pacific Islander	Two or More Races	Special Ed	Econ Disadv	EB/EL
Social Studies	2024	56.8%	62.2%	<b>66.3%</b>	55.6%	52.5%	74.4%	*	*	-	*	-	39.0%	*
	2023	42.0%	49.6%	<b>49.0%</b>	33.3%	55.6%	48.3%	*	*	-	*	-	31.3%	-
<b>SAT/ACT Results (Annual Graduates)</b>														
Tested	2023-24	79.1%	84.4%	<b>44.3%</b>	41.1%	33.3%	55.9%	*	66.7%	*	50.0%	7.9%	30.0%	21.1%
	2022-23	79.3%	86.3%	<b>51.9%</b>	49.1%	46.6%	56.7%	*	*	*	53.6%	10.4%	39.9%	26.4%
At/Above Criterion for All Examinees	2023-24	28.8%	32.7%	<b>40.6%</b>	18.8%	28.7%	54.1%	*	*	-	30.8%	12.5%	20.7%	26.7%
	2022-23	28.9%	32.9%	<b>36.7%</b>	12.2%	33.8%	46.0%	*	*	*	53.3%	0.0%	23.8%	14.3%
<b>Average SAT Score (Annual Graduates)</b>														
All Subjects	2023-24	975	997	<b>1023</b>	925	983	1074	*	*	-	1020	869	932	883
	2022-23	978	997	<b>1025</b>	918	1007	1071	1210	1088	1110	1054	814	961	874
English Language Arts and Writing	2023-24	496	506	<b>520</b>	471	498	547	*	*	-	528	406	475	434
	2022-23	497	505	<b>517</b>	467	509	541	590	545	560	521	407	483	421
Mathematics	2023-24	479	490	<b>502</b>	454	484	526	*	*	-	492	463	456	449
	2022-23	482	492	<b>507</b>	451	499	530	620	543	550	533	407	478	453
<b>Average ACT Score (Annual Graduates)</b>														
All Subjects	2023-24	19.3	20.1	<b>20.7</b>	18.0	19.0	21.9	*	*	-	20.2	*	18.1	*
	2022-23	19.2	20.0	<b>19.7</b>	16.4	19.5	20.8	24.7	-	21.0	21.4	14.5	18.0	13.0
English Language Arts	2023-24	19.0	19.9	<b>20.7</b>	18.4	18.9	21.8	*	*	-	20.3	*	17.9	*
	2022-23	18.8	19.8	<b>19.4</b>	15.7	18.6	20.8	25.0	-	19.0	21.7	13.9	17.5	12.3
Mathematics	2023-24	19.0	19.8	<b>20.0</b>	16.7	18.6	21.2	*	*	-	19.0	*	17.6	*
	2022-23	18.9	19.8	<b>19.7</b>	17.0	19.9	20.3	25.0	-	25.0	20.2	13.5	18.1	14.5
Science	2023-24	19.6	20.3	<b>20.8</b>	17.7	19.1	22.2	*	*	-	19.8	*	18.1	*
	2022-23	19.5	20.3	<b>20.0</b>	17.1	20.0	20.9	23.7	-	21.0	21.5	16.8	18.6	12.0

- Indicates there are no students in the group.
- \* Indicates results are masked due to small numbers to protect student confidentiality.
- ? Indicates that the data for this item were statistically improbable or were reported outside a reasonable range.
- n/a Indicates data reporting is not applicable for this group.

Texas Education Agency  
**2024-25 Other Postsecondary Indicators (TAPR)**  
WAXAHACHIE ISD (070912) - ELLIS COUNTY

	Academic Year	State	Region 10	District	African American	Hispanic	White	American Indian	Asian	Pacific Islander	Two or More Races	Special Ed	Econ Disadv	EB/EL
<b>Advanced/Dual-Credit Course Completion (Grades 9-12)</b>														
Any Subject	2023-24	45.7%	50.9%	<b>48.9%</b>	38.9%	43.4%	57.2%	54.5%	81.8%	33.3%	58.1%	10.8%	37.7%	31.3%
	2022-23	45.4%	49.1%	<b>43.8%</b>	31.7%	40.5%	51.6%	45.0%	89.5%	42.9%	39.1%	11.4%	31.4%	21.5%
English Language Arts	2023-24	17.8%	19.7%	<b>18.9%</b>	14.2%	15.0%	23.9%	14.3%	54.5%	20.0%	20.4%	1.7%	11.9%	5.2%
	2022-23	17.4%	18.5%	<b>17.9%</b>	10.3%	16.7%	22.0%	20.0%	42.1%	14.3%	16.8%	1.7%	10.8%	4.1%
Mathematics	2023-24	19.4%	22.9%	<b>18.0%</b>	14.9%	15.8%	21.4%	14.3%	35.3%	0.0%	16.2%	6.1%	13.8%	10.9%
	2022-23	19.5%	22.4%	<b>17.4%</b>	11.6%	16.5%	20.3%	21.1%	44.4%	14.3%	16.8%	4.4%	11.7%	7.3%
Science	2023-24	21.9%	24.0%	<b>20.9%</b>	14.5%	18.7%	25.1%	19.0%	45.5%	0.0%	26.9%	2.7%	14.8%	12.6%
	2022-23	21.5%	22.3%	<b>18.6%</b>	10.8%	19.2%	21.3%	15.0%	36.8%	0.0%	18.9%	2.1%	13.0%	7.4%
Social Studies	2023-24	24.5%	30.5%	<b>28.0%</b>	21.9%	21.6%	35.9%	23.8%	61.1%	16.7%	32.3%	2.1%	18.6%	8.5%
	2022-23	24.0%	28.8%	<b>24.2%</b>	14.3%	19.7%	32.0%	25.0%	47.1%	16.7%	24.7%	1.8%	13.2%	7.2%
<b>Graduates Enrolled in Texas Institution of Higher Education (TX IHE)</b>														
	2022-23	***	***	***	***	***	***	***	***	***	***	***	***	***
	2021-22	47.6%	45.0%	<b>43.9%</b>	48.2%	41.9%	44.2%	66.7%	75.0%	50.0%	31.8%	12.7%	36.6%	16.1%
<b>Graduates in TX IHE Completing One Year Without Enrollment in a Developmental Education Course</b>														
	2022-23	***	***	***	***	***	***	***	***	***	***	***	***	***
	2021-22	53.6%	55.4%	<b>55.6%</b>	34.7%	61.7%	56.6%	50.0%	100.0%	50.0%	71.4%	0.0%	41.3%	25.0%

- Indicates there are no students in the group.
- \* Indicates results are masked due to small numbers to protect student confidentiality.
- ? Indicates that the data for this item were statistically improbable or were reported outside a reasonable range.
- \*\*\* TX IHE data not yet available.

Texas Education Agency  
**2024-25 Student Information (TAPR)**  
WAXAHACHIE ISD (070912) - ELLIS COUNTY

Student Information	Membership				Enrollment			
	District		State		District		State	
	Count	Percent	Count	Percent	Count	Percent	Count	Percent
<b>Total Students</b>	<b>11,129</b>	<b>100.0%</b>	<b>5,530,499</b>	<b>100.0%</b>	<b>11,196</b>	<b>100.0%</b>	<b>5,544,255</b>	<b>100.0%</b>
<b>Students by Grade</b>								
Early Childhood Education	39	0.4%	18,464	0.3%	59	0.5%	26,099	0.5%
Pre-Kindergarten	295	2.7%	249,407	4.5%	295	2.6%	249,875	4.5%
Pre-Kindergarten: 3-year Old	0	0.0%	43,727	0.8%	0	0.0%	43,914	0.8%
Pre-Kindergarten: 4-year Old	295	2.7%	205,680	3.7%	295	2.6%	205,961	3.7%
Kindergarten	714	6.4%	359,286	6.5%	716	6.4%	359,871	6.5%
Grade 1	741	6.7%	377,900	6.8%	742	6.6%	378,335	6.8%
Grade 2	823	7.4%	389,823	7.0%	824	7.4%	390,170	7.0%
Grade 3	828	7.4%	406,424	7.3%	828	7.4%	406,747	7.3%
Grade 4	869	7.8%	405,454	7.3%	869	7.8%	405,715	7.3%
Grade 5	843	7.6%	404,900	7.3%	844	7.5%	405,128	7.3%
Grade 6	861	7.7%	404,802	7.3%	861	7.7%	404,988	7.3%
Grade 7	853	7.7%	407,375	7.4%	853	7.6%	407,512	7.4%
Grade 8	818	7.4%	410,722	7.4%	818	7.3%	410,871	7.4%
Grade 9	952	8.6%	459,854	8.3%	952	8.5%	460,045	8.3%
Grade 10	919	8.3%	439,300	7.9%	919	8.2%	439,519	7.9%
Grade 11	843	7.6%	410,245	7.4%	843	7.5%	410,503	7.4%
Grade 12	731	6.6%	386,543	7.0%	773	6.9%	388,877	7.0%
<b>Ethnic Distribution</b>								
African American	2,138	19.2%	706,216	12.8%	2,150	19.2%	707,648	12.8%
Hispanic	4,504	40.5%	2,961,084	53.5%	4,531	40.5%	2,967,187	53.5%
White	3,872	34.8%	1,347,596	24.4%	3,896	34.8%	1,352,852	24.4%
American Indian	20	0.2%	18,175	0.3%	20	0.2%	18,224	0.3%
Asian	90	0.8%	307,983	5.6%	90	0.8%	308,431	5.6%
Pacific Islander	10	0.1%	8,729	0.2%	10	0.1%	8,744	0.2%
Two or More Races	495	4.4%	180,716	3.3%	499	4.5%	181,169	3.3%
<b>Sex</b>								
Female	5,397	48.5%	2,702,798	48.9%	5,416	48.4%	2,707,618	48.8%
Male	5,732	51.5%	2,827,701	51.1%	5,780	51.6%	2,836,637	51.2%
<b>Other Student Cohorts</b>								
Economically Disadvantaged	5,433	48.8%	3,346,090	60.5%	5,459	48.8%	3,349,612	60.4%
Non-Educationally Disadvantaged	5,696	51.2%	2,184,409	39.5%	5,737	51.2%	2,194,643	39.6%
Section 504 Students	1,254	11.3%	375,297	6.8%	1,260	11.3%	375,601	6.8%
EB Students/EL	1,159	10.4%	1,343,669	24.3%	1,162	10.4%	1,345,042	24.3%
Students w/ Disciplinary Placements (2023-24)	377	3.2%	122,515	2.1%				
Students w/ Dyslexia	1,145	10.3%	356,584	6.4%	1,150	10.3%	356,830	6.4%

Texas Education Agency  
**2024-25 Student Information (TAPR)**  
WAXAHACHIE ISD (070912) - ELLIS COUNTY

Student Information	Membership				Enrollment			
	District		State		District		State	
	Count	Percent	Count	Percent	Count	Percent	Count	Percent
Foster Care	31	0.3%	11,656	0.2%	31	0.3%	11,713	0.2%
Homeless	105	0.9%	77,954	1.4%	106	0.9%	78,060	1.4%
Immigrant	125	1.1%	193,676	3.5%	125	1.1%	193,831	3.5%
Migrant	4	0.0%	13,377	0.2%	4	0.0%	13,426	0.2%
Title I	8,645	77.7%	3,683,060	66.6%	8,690	77.6%	3,689,382	66.5%
Military Connected	1,076	9.7%	229,259	4.1%	1,082	9.7%	229,370	4.1%
At-Risk	5,232	47.0%	2,960,262	53.5%	5,276	47.1%	2,963,913	53.5%
<b>Students by Instructional Program</b>								
Bilingual/ESL Education	1,229	11.0%	1,344,546	24.3%	1,231	11.0%	1,345,594	24.3%
Career and Technical Education	3,416	30.7%	1,531,679	27.7%	-	-	-	-
Career and Technical Education (9-12 grades only)	2,712	78.7%	1,254,694	74.0%	-	-	-	-
Gifted and Talented Education	1,008	9.1%	483,301	8.7%	1,009	9.0%	483,373	8.7%
Special Education	1,970	17.7%	846,876	15.3%	2,005	17.9%	856,651	15.5%
<b>Students with Disabilities by Type of Primary Disability</b>								
<b>Total Students with Disabilities</b>	<b>1,970</b>		<b>843,012</b>					
Students with Intellectual Disabilities	913	46.3%	407,120	48.3%				
Students with Physical Disabilities	287	14.6%	143,568	17.0%				
Students with Autism	448	22.7%	141,526	16.8%				
Students with Behavioral Disabilities	285	14.5%	137,182	16.3%				
Students with Non-Categorical Early Childhood	37	1.9%	13,616	1.6%				
<b>Mobility (2023-24)</b>								
<b>Total Mobile Students</b>	<b>1,681</b>	<b>15.3%</b>	<b>882,523</b>	<b>16.4%</b>				
African American	459	4.2%	180,657	3.3%				
Hispanic	557	5.1%	481,794	8.9%				
White	567	5.2%	157,650	2.9%				
American Indian	6	0.1%	3,546	0.1%				
Asian	7	0.1%	27,084	0.5%				
Pacific Islander	2	0.0%	1,905	0.0%				
Two or More Races	83	0.8%	29,887	0.6%				
Special Ed Students who are Mobile	351	17.1%	149,136	17.3%				
Count and Percent of EB Students/EL who are Mobile	170	15.6%	233,506	17.9%				
Count and Percent of Econ Dis Students who are Mobile	1,153	19.8%	645,101	19.0%				
<b>Student Attrition (2023-24)</b>								
<b>Total Student Attrition</b>	<b>1,819</b>	<b>21.5%</b>	<b>765,408</b>	<b>18.0%</b>				

Texas Education Agency  
**2024-25 Student Information (TAPR)**  
WAXAHACHIE ISD (070912) - ELLIS COUNTY

Student Information	Non-Special Education Rates		Special Education Rates	
	District	State	District	State
<b>Retention Rates by Grade</b>				
Kindergarten	0.9%	1.3%	3.2%	3.6%
Grade 1	2.5%	1.9%	2.9%	3.0%
Grade 2	0.7%	1.1%	1.5%	1.4%
Grade 3	0.2%	0.6%	0.5%	0.6%
Grade 4	0.2%	0.4%	0.6%	0.4%
Grade 5	0.3%	0.3%	0.0%	0.4%
Grade 6	0.2%	0.3%	0.0%	0.4%
Grade 7	0.0%	0.4%	0.0%	0.5%
Grade 8	0.0%	0.4%	0.0%	0.5%
Grade 9	6.5%	7.3%	10.7%	11.0%

	District		State	
	Count	Percent	Count	Percent
<b>Data Quality</b>				
Underreported Students	7	0.1%	11,417	0.4%

Class Size Averages by Grade and Subject  
(Derived from teacher responsibility records):

Class Size Information	District	State
<b>Elementary</b>		
Kindergarten	17.4	18.9
Grade 1	17.2	19.2
Grade 2	17.1	19.4
Grade 3	17.9	20.1
Grade 4	19.0	20.0
Grade 5	19.6	21.3
Grade 6	19.9	19.8
<b>Secondary</b>		
English/Language Arts	17.2	16.4
Foreign Languages	21.3	18.9
Mathematics	20.2	17.8
Science	21.6	18.9
Social Studies	22.6	18.9

Texas Education Agency  
**2024-25 Staff Information (TAPR)**  
WAXAHACHIE ISD (070912) - ELLIS COUNTY

	District		State	
Staff Information	Count	Percent	Count	Percent
<b>Total Staff</b>	<b>1,643.1</b>	<b>100.0%</b>	<b>764,857.7</b>	<b>100.0%</b>
Professional Staff	992.0	60.4%	487,682.3	63.8%
Teachers	773.2	47.1%	369,689.2	48.3%
Professional Support	137.5	8.4%	82,751.4	10.8%
Campus Administration (School Leadership)	43.8	2.7%	25,687.5	3.4%
Central Administration	37.4	2.3%	9,554.2	1.2%
Educational Aides	213.3	13.0%	81,972.7	10.7%
Auxiliary Staff	437.8	26.6%	195,202.8	25.5%
<b>Librarians and Counselors (Headcount)</b>				
Full-time Librarians	9.0	n/a	4,125.0	n/a
Part-time Librarians	3.0	n/a	583.0	n/a
Full-time Counselors	28.0	n/a	13,704.0	n/a
Part-time Counselors	1.0	n/a	1,298.0	n/a
<b>Total Minority Staff</b>	<b>643.5</b>	<b>39.2%</b>	<b>423,307.3</b>	<b>55.3%</b>
<b>Teachers by Ethnicity</b>				
African American	61.0	7.9%	47,165.6	12.8%
Hispanic	118.0	15.3%	114,597.9	31.0%
White	577.6	74.7%	193,115.3	52.2%
American Indian	6.0	0.8%	1,235.8	0.3%
Asian	1.7	0.2%	8,295.0	2.2%
Pacific Islander	0.0	0.0%	466.9	0.1%
Two or More Races	9.0	1.2%	4,812.6	1.3%
<b>Teachers by Sex</b>				
Males	167.1	21.6%	90,958.2	24.6%
Females	606.1	78.4%	278,731.0	75.4%
<b>Teachers by Highest Degree Held</b>				
No Degree	22.9	3.0%	8,698.9	2.4%
Bachelors	533.3	69.0%	264,052.9	71.4%
Masters	215.1	27.8%	93,864.5	25.4%
Doctorate	2.0	0.3%	3,072.9	0.8%
<b>Teachers by Years of Experience</b>				
Beginning Teachers	39.8	5.1%	26,999.3	7.3%
1-5 Years Experience	150.4	19.5%	104,446.4	28.3%
6-10 Years Experience	156.2	20.2%	72,857.4	19.7%
11-20 Years Experience	283.1	36.6%	101,940.9	27.6%
21-30 Years Experience	123.4	16.0%	52,207.3	14.1%
Over 30 Years Experience	20.3	2.6%	11,237.9	3.0%
Number of Students per Teacher	14.4	n/a	15.0	n/a

Texas Education Agency  
**2024-25 Staff Information (TAPR)**  
WAXAHACHIE ISD (070912) - ELLIS COUNTY

Staff Information	District	State
<b>Experience of Campus Leadership</b>		
Average Years Experience of Principals	4.6	6.0
Average Years Experience of Principals with District	4.1	5.1
Average Years Experience of Assistant Principals	4.0	5.1
Average Years Experience of Assistant Principals with District	3.1	4.3
Average Years Experience of Teachers	12.6	11.2
Average Years Experience of Teachers with District	6.4	7.0
<b>Average Teacher Salary by Years of Experience (regular duties only)</b>		
Beginning Teachers	\$55,477	\$55,689
1-5 Years Experience	\$56,500	\$59,266
6-10 Years Experience	\$60,223	\$62,607
11-20 Years Experience	\$64,272	\$66,353
21-30 Years Experience	\$70,205	\$70,976
Over 30 Years Experience	\$80,864	\$75,042
<b>Average Actual Salaries (regular duties only)</b>		
Teachers	\$62,872	\$63,751
Professional Support	\$72,984	\$75,909
Campus Administration (School Leadership)	\$88,085	\$88,786
Central Administration	\$92,127	\$118,447
Instructional Staff Percent	61.6%	64.8%
Turnover Rate for Teachers	16.1%	18.8%
<b>Staff Exclusions</b>		
Shared Services Arrangement Staff:		
Professional Staff	0.0	1,167.5
Educational Aides	0.0	197.4
Auxiliary Staff	0.0	398.6
Contracted Instructional Staff	0.0	1,637.7

	District		State	
Designation	Headcount	Average Payout	Headcount	Average Payout
<b>Teacher Incentive Allotment</b>				
Recognized	5	\$4,054	12,718	\$5,567
Exemplary	*	*	16,951	\$11,062
Master	-	-	10,103	\$20,910

Texas Education Agency  
**2024-25 Staff Information (TAPR)**  
WAXAHACHIE ISD (070912) - ELLIS COUNTY

Program Information	District		State	
	Count	Percent	Count	Percent
<b>Teachers by Program (population served)</b>				
Bilingual/ESL Education	35.4	4.6%	23,158.4	6.3%
Career and Technical Education	58.2	7.5%	20,492.0	5.5%
Compensatory Education	7.5	1.0%	9,612.7	2.6%
Gifted and Talented Education	0.0	0.0%	5,840.0	1.6%
Regular Education	484.7	62.7%	255,127.2	69.0%
Special Education	133.3	17.2%	42,195.7	11.4%
Other	54.1	7.0%	13,272.1	3.6%

- Indicates there is no data for the item.

\* Indicates results are masked due to small numbers.

\*\* When only one student disability or assessment group is masked, then the second smallest student disability or assessment group is masked regardless of size.

n/a Indicates data reporting is not applicable for this group.

? Indicates that the data for this item were statistically improbable or were reported outside a reasonable range.

**Link to: [PEIMS Financial Standard Reports 2023-24 Financial Actual Report](#)**

(To open link in a new window, press the "Ctrl" key and click on the link.)

**Waxahachie Independent School District  
BOARD OF TRUSTEES**

**Date:** March 23, 2026      **Presented By:** Lisa Mott

**Subject:** Proposed amendments to the District of Innovation Plan      **Related Page(s)** 1



**EXECUTIVE SUMMARY:**

Lisa Mott will present the proposed amendments to the District of Innovation Plan during the Open Public Hearing.

**ATTACHMENTS:**

Proposed District of Innovation Plan

		BOARD PRIORITY GOALS
X	Priority #1	Student Growth
X	Priority #2	Honor and Support Staff
X	Priority #3	Community and Stakeholder Relationships
	Priority #4	Financial Integrity

# District of Innovation

Amendment  
2-11-2026





# District of Innovation Plan June 10, 2025

Uniform School Calendar

Teacher Appraisal Process

~~Uniform Group Coverage~~

Teacher Certification

Probationary Contract

~~Campus Behavior Coordinator~~

<sup>101</sup>~~Out of School Suspension below grade 3~~



## District of Innovation Plan Additions

Access to Instructional Materials and Syllabi

Number of Teacher Conferences

GPA Calculations

Acquisition of Library Materials

Local School Library Advisory Council

<sup>102</sup>Local Grievance Procedure



## Revised DOI Plan

Uniform School Calendar

Teacher Appraisal Process

Teacher Certification

Probationary Contract

Access to Instructional Materials and  
Syllabi

Number of Teacher Conferences

GPA Calculations

Acquisition of Library Materials

Local School Library Advisory Council

Local Grievance Procedure



# DOI Amendment Process

**February 11, 2026** - Present proposed revisions to DOI committee

**February 12, 2026** - DOI committee will vote to approve revisions. Plan must be approved by a majority of committee members

**March 16, 2026** - Revised plan presented to the Board of Trustees for approval

**March 17, 2026** - Approved plan will be posted on the district website and the district will notify the TEA commissioner of the approved plan.



*District of Innovation Designation*

Board Approval:

October 11, 2022

**Proposed Revision: March 23, 2026**

Term of Designation:

October 11, 2022- October 11, 2027

Our vision is to be a district where innovation thrives and growth is limitless

### **Waxahachie ISD's Core Values**

- We value choices because they make us unique and are critical to learning.
- We value a collaborative culture that honors and supports all who positively impact the lives of our students.
- We value an environment of belonging that respects individual differences and ensures equality for all.
- We value relationships that broaden learning experiences and enrich our community.

### **Beginning a Time of Choice**

In the summer of 2015, the 84th Texas Legislature passed HB 1842, allowing public school districts to become Districts of Innovation in order to gain exemption from certain provisions of the Texas Education Code that apply to Texas public schools. To be eligible for the District of Innovation designation, a district must have a "met standard" rating or higher for the current school year. As a district that has continuously maintained an accountability rating at or above state expectation, Waxahachie ISD qualifies for this designation.

Waxahachie ISD (WISD) first became a District of Innovation on March 20, 2017. Amendments to the original plan were added May 13, 2019, August 31, 2020, and August 9, 2021. WISD began the process of becoming a District of Innovation for a second time on August 8, 2022.

### **Waxahachie ISD Timeline for Seeking District of Innovation Status**

- *August 8, 2022, Waxahachie ISD Boardroom*
  - Board of Trustees received information related to District of Innovation process
- *August 8, 2022, Waxahachie ISD Boardroom*
  - Regular Board Meeting
  - Board of Trustees approves a resolution to hold public hearing for District of Innovation
  - Public hearing held for District of Innovation
  - Board of Trustees unanimously approved appointment of local District of Innovation committee
- *August 24, 2022, 4:30 - 6:00 PM, Waxahachie ISD Teaching, Learning & Innovation Building*
  - Initial meeting of the District Innovation Committee
  - Review plan options and determine areas for research
- *August 31, 2022, 4:30 - 6:00 PM, Waxahachie ISD Teaching, Learning &*

*Innovation*

*Building*

- Second meeting of the District of Innovation Committee
- Develop district plan focused on innovation needed to provide high quality education
- September 9, 2022, Waxahachie ISD Website*
- Posted the District of Innovation plan on the district website for 30 days for public commentary and review
- September 9 - October 11, 2022, Waxahachie, Texas*
- Presented plan to district and community stakeholders
- Promoted plan and encourage review of resources by all stakeholders
- October 11, 2022, Waxahachie ISD Boardroom*
- Public Meeting held to present Waxahachie ISD District of Innovation Plan by Innovation committee members
- Regular Board of Trustees Meeting
- School Board approved District of Innovation Plan

**Span of Local Plan**

This Comprehensive Local Innovation Plan shall remain in effect for a period of five years, to include a span of years from October 11, 2022- October 11, 2027 unless terminated by the commissioner pursuant to TEC §12. A.008.

**Waxahachie ISD District of Innovation Committee Members**

<b><u>Name</u></b>	<b><u>Relationship to District</u></b>
Melanie Anderson	Teacher
David Averett	Assistant Superintendent
Noel Baskin	Teacher
Dustin Binnicker	Executive Director of Learning
Sean Cagle	Director of Fine Arts
Julia Carrillo	Teacher
Jessica Chambliss	Teacher
Perri Colas	Teacher
Debbie Davis	Teacher
Paige Davis	Assistant Principal
Courtney De La Cruz	Teacher
Shanna Dunn	Community Member
Amy Eckert	Teacher
Valerie Fell	Teacher
Gina Freels	Teacher
Kris Garrison	Teacher
Rolando Gomez	Director of Facilities
Jennifer Gonzalez	Teacher
Brittany Griffith	Principal
Clarissa Hanson	Teacher
Rainey Hicks	Community Member

Tammy Hill	Librarian
Deke Jones	Teacher
Leeon Juarez	Teacher
Gina Kosa	Teacher
Robert Lester	Teacher
Ken Lynch	Principal
Leslie Moon	Teacher
Lisa Mott	Assistant Superintendent
Jennifer Mudd	Teacher
Joshua Perry	Teacher
Jimmy Poarch	Parent
Ginger Robinson	Director Educational Support
Stephanie Rodriguez	Dyslexia Therapist
Tabitha Russell	Teacher
Judith Schuster	Community Member
Laura Schweizer	Teacher
Morgan Smith	Teacher
Melissa Starnater	Trustee
Vanessa Vasquez	Teacher
Amberly Walker	Administrative Intern
Ashley Williams	Teacher
Hope Winter	Teacher
Derek Zandt	Principal
Alex Zurfas	Parent

### **Areas of Innovation**

The following statutes were found to be of benefit to the students and staff of the district by enhancing the local decision-making process and maintaining a focus on the community:

- Uniform School Calendar TEC 25.0811, TEC 25.0812
- Teacher Appraisal Process TEC 21.352
- Teacher Certification TEC 21.003, TEC 21.0031, TEC 21.051
- Probationary Contract TEC 21.102
- Access to Instructional Materials and Syllabi TEC 26.006 and 26.002
- Number of Teacher Conferences TEC 28.022
- GPA Calculation TEC 28.052
- Acquisition of Library Materials TEC §33.026
- Local School Library Advisory Council TEC §33.025
- Local Grievance Procedure TEC 26A

### **Uniform School Calendar TEC 25.0811, TEC 25.0812**

*Current:* TEC 25.0811 states that a school district may not begin instruction before the fourth Monday in August. TEC 25.0812 states that a school district may not schedule the last day of school before May 15.

*Proposed:* Local control of the instructional calendar affords the district the following advantages:

- Elimination of imbalanced 6 weeks and semester schedules while still ending the first semester prior to the holiday break.

- Alignment of calendar with Navarro College, Advanced Placement Exams, and STAAR/EOC timelines.
- Ensure hour/seat time requirements are met for Certification courses

### **Teacher Appraisal Process TEC 21.352**

*Current:* Texas Education Code requires the commissioner to adopt a recommended appraisal process and criteria on which to appraise the performance of teachers. The criteria must be based on observable, job-related behavior, including: (1) teachers' implementation of discipline management procedures; and (2) the performance of teachers' students. In appraising teachers, each school district shall use the appraisal process and performance criteria developed by the commissioner.

*Proposed:* The district is seeking flexibility within the recommended appraisal process and performance criteria for teachers and staff evaluated using the appraisal system Texas Teacher Evaluation and Support System (T-TESS). The district seeks to continue to utilize T-TESS as the teacher appraisal instrument, while seeking exemption from the Student Growth Measure. Data provided from district and campus local assessments will continue to be utilized following the current district assessment model.

### **Teacher Certification TEC 21.003, TEC 21.0031 and TEC 21.051**

*Current:* TEC 21.003 mandates that districts that wish to hire an uncertified staff member must submit a request to TEA and wait on approval or denial. Section 21.0031 provides that an employee's probationary, continuing, or term Chapter 21 contract is void for the failure to maintain certification in certain circumstances. Section 21.051 provides that before a school district may employ a candidate for certification as a teacher of record, the candidate must complete at least 15 hours of field-based experience in which the candidate is actively engaged in instructional or education activities

*Proposed:* The district fully intends to maintain its commitment to hire certified professionals and will continue to seek employees with appropriate certifications. However, the flexibility in allowing WISD to make local decisions about teacher certification would provide a better opportunity to offer innovation in course selections for CTE courses as well as hard to fill positions and high demand dual credit courses. The district will not apply this exemption to Special Education Teachers and Bilingual

### **Probationary Contracts TEC 21.102**

*Current:* Under current guidelines, probationary periods for newly hired teachers who have been in public education for at least five of the previous eight years cannot exceed one year. This limited period is insufficient in some cases to fully determine the teacher's effectiveness in the classroom.

*Proposed:* This exemption will permit the District the option to issue a probationary contract for a period of up to two years for experienced teachers, counselors or nurses newly hired to Waxahachie ISD. This will allow Waxahachie ISD to better evaluate a teacher's effectiveness.

### **Access to Instructional Materials and Syllabi TEC 26.006 and 26.002**

*Current:* Senate Bill 12 of the 89th Legislature amended the Texas Education Code to provide that parents are entitled to review all materials used in a class, including textbooks, supplementary materials, and online content. Districts must also ensure that parents can access instructional materials on the District's website or homepage at the beginning of each semester. Waxahachie ISD acknowledges the goal of the statutory requirement to post all instructional materials on the District website before the start of a school year, however the requirement as written does not fully align with the diverse instructional needs of our district and can create unnecessary burdens without improving transparency for families

*Proposed:* The District will continue to welcome parents to submit any questions or concerns about instructional materials or lesson plans to their student's campus administration. Waxahachie ISD has a review process in place to address questions and provide clarifications, including the parent's ability to directly send their inquiries to their child's assigned instructor or campus administration.

### **Number of Teacher Conferences TEC 28.022**

*Current:* Senate Bill 12 of the 89th Legislative Session amended Section 28.022 of the Texas Education Code to require two in-person parent-teacher conferences each school year. The new requirement creates a burden for District personnel that does not inherently promote efficient and impactful ways for parents and students to engage with educators or improve student performance.

*Proposed:* The District shall be exempt from this requirement. Its staff will continue to provide one (1) parent-conference per academic year. Additionally, the District staff accommodate as many meetings as necessary to support family schedules and ensure open, ongoing dialogue and collaboration.

### **GPA Calculation TEC 28.0252**

*Current:* Senate Bill 1191 of the 89th Legislative Session amended Chapter 28 of the Texas Education Code and now requires the Commissioner of Education to develop a standardized method for calculating high school grade point averages (GPAs). Under this law, all public schools in Texas must give equal additional weight to Advanced Placement (AP), International Baccalaureate (IB), OnRamps dual enrollment, and other dual credit courses. The intent of the bill is to create a fair and consistent statewide system for recognizing advanced coursework, ultimately promoting greater equity in college admissions and scholarship opportunities for students across districts. School districts are required to use the standard method developed by the Commissioner.

*Proposed:* Waxahachie ISD will continue to follow its current GPA calculation methods under existing district policies and procedures. Should the Commissioner finalize and mandate a new GPA calculation method, the District will carefully review the guidance, determine any necessary changes, and ensure implementation is both fair and effective and make further assessment on whether to implement the Commissioner's standards or continue with its policies and procedures.

### **Acquisition of Library Materials (TEC §33.026)**

*Current:* Senate Bill 13 of the 89th Legislative Session amended the Texas Education Code and requires school boards to adopt a library acquisition policy that includes specific procedures school districts must follow before acquiring library materials. The law requires that materials be reviewed and approved in advance by a certified school librarian and be verified for compliance with age-appropriateness, educational suitability, and community standards. Additionally, it mandates a multi-step vetting process, documentation of acquisition decisions, and the public posting of selected materials before they are made available to students.

*Proposed:* The District already has robust, board-approved policies, implemented by certified librarians in place that govern the acquisition of library materials in a manner that ensures transparency, appropriateness, and educational value. These policies and procedures are fully compliant with the standards required by Texas law and guidance from the Texas Education Agency. The statutory process under § 33.026 introduces redundant and restrictive requirements that may delay access to timely instructional and enrichment resources. It also places bureaucratic barriers in front of trained library professionals who are certified to select age-appropriate, curriculum-aligned materials that are consistent with standards set by Texas law. Additionally, the public pre-approval requirement undermines the expertise of certified school educators and creates delay and roadblocks in getting library materials to students who benefit from them. Furthermore, the mandated documentation process creates an administrative burden that consumes time and resources better allocated to instructional support. While Waxahachie ISD fully supports transparency and parental engagement in the school library process, the rigid requirements of TEC § 33.026 are unnecessary and duplicative of local safeguards already in place. This exemption allows Waxahachie ISD to preserve instructional flexibility, uphold librarian professionalism, and provide students with timely access to enriching and appropriate materials—without compromising accountability or community trust. Thus, the District shall maintain its practices as it relates to the acquisition of library materials, which shall include the input and review of the district librarian and Superintendent of Schools.

### **Local School Library Advisory Council (TEC § 33.025)**

*Current:* Senate Bill 13 of the 89th Legislative Session amended the Texas Education Code and now requires school districts to establish a School Library Advisory Council at any campus where either 10% of parents or 50 parents (whichever is fewer) submit a written request for such a council. The council must include at least five members, with a majority being parents of currently enrolled students who are not employed by the district. The council is tasked with reviewing library materials, providing input on the selection and removal of resources, making recommendations to ensure materials are age-appropriate and aligned with community values, reviewing all books and other material objected to by any District parent, and advising on such objections. The law also requires districts to notify parents of their right to request council formation and to maintain transparency through open meetings, public records, and timely reporting of council activities and decisions.

*Proposed:* Waxahachie ISD will be exempted from the statutory requirement that mandates the creation of a School Library Advisory Council upon petition by 10% of parents or 50 parents. Waxahachie ISD already has strong, board-approved procedures in place for selecting, reviewing, and reconsidering library materials—led by the District’s certified librarian and educators. The District process is also aligned with state-mandated requirements and guidance from the Texas

Education Agency. Creating an advisory council risks undermining the professional judgment of educators and librarians, introduces the judgment of non-certified individuals, introduces potential for politicization of instructional resources, and could very easily lead to inconsistency across campuses. Furthermore, the statute presents an administrative burden, requiring staff time and resources that would be better directed toward student learning and support. The District shall continue to allow meaningful parental review and involvement, including access to their child's library checkout records if requested, formal challenge procedures, and transparency in material selection. In addition, concerned individuals may also speak with teachers, administration, and/or the school board through District complaint processes and/or during the open forum of any regularly scheduled board meeting. The District remains committed to ensuring age-appropriate and educationally sound resources while maintaining an efficient and effective oversight structure that includes educator expertise and parent input, without the disruption and/or duplication caused by the statutory requirements in §33.025.

### **Local Grievance Procedures TEC Chapter 26A[B11]**

*Current:* Senate Bill 12 of the 89th Legislative Session amended the Texas Education Code by adding Sections 26.011, 26A.001, 26A.002, 26A.003, which requires the Board of trustees of each school district to adopt a grievance procedure that complies with Chapter 26A under which the board shall address each grievance that the board receives concerning a violation of a right guaranteed by this chapter, of a board of trustees policy, or of a provision of this title.

*Proposed:* The District follows established grievance procedures as outlined in local district policies DGBA, FNG and GF, specifically in relation to the timelines for filing an appeal and for hearing such complaints. The district believes that a requirement for complaints to be submitted within 15 district business days from the date the grievant either knows, or with reasonable diligence should have known, of the decision or action that is the subject of the grievance ensures prompt attention and resolution of concerns. In cases where the grievant does not receive the requested relief at the prior grievance level, or if the response deadline has passed without a reply, the parent may proceed by requesting a conference with the Superintendent or the Superintendent's designee to appeal the previous decision. This appeal must be submitted in writing, using the district-provided form, within ten (10) district business days of receiving the written response from Level One or Level Two. If no written response is provided, the appeal must be submitted within ten (10) district business days following the deadline for the response at the applicable level. The District's current grievance policies also provide for a Level Three grievance to the board of trustees, except for grievances related to extracurricular activities. Accuracy of information and access to individuals that are needed to provide necessary information surrounding an issue could be compromised after 60 to 90 days following an event that a parent wishes to grieve. It is imperative that grievances and complaints are filed in a timely manner to ensure the best and most prompt response.

Waxahachie ISD will continue to adhere to an established grievance policy with procedures and timelines as outlined in its local Board's policies DGBA, FNG and GF. Such policies ensure thorough documentation of each step in the grievance process and provide adequate time for complaints to be filed and heard. All records related to grievances, including submitted forms, communications, investigations, findings, resolutions, and any corrective actions are systematically maintained at the district level to ensure transparency, accountability, and compliance with legal and policy standards. The District is committed to monitoring the legality and appropriateness of every

decision and action taken. The District is further committed to hearing, reviewing, and attempting to resolve all complaints, as well as to taking corrective action, where appropriate. Waxahachie ISD's long-standing grievance policy will ensure that all such complaints are carefully reviewed and that district responses are in alignment with state and federal regulations, as well as all other local board policies.

---

**Waxahachie Independent School District  
BOARD OF TRUSTEES**

**Date:** March 23, 2026      **Presented By:** Becky McCutchen

**Subject:** Superintendent's Report      **Related Page(s)** Slide Presentation



**EXECUTIVE SUMMARY:**

Superintendent Becky McCutchen will provide to the Board an overview of major activities related to leadership and learning throughout the district.

**Waxahachie Independent School District  
BOARD OF TRUSTEES**

**Date:** February 9, 2026      **Presented By:** Stephen Mott

**Subject:** Bond 2023 Construction Update      **Related Page(s)** 1



**EXECUTIVE SUMMARY:**

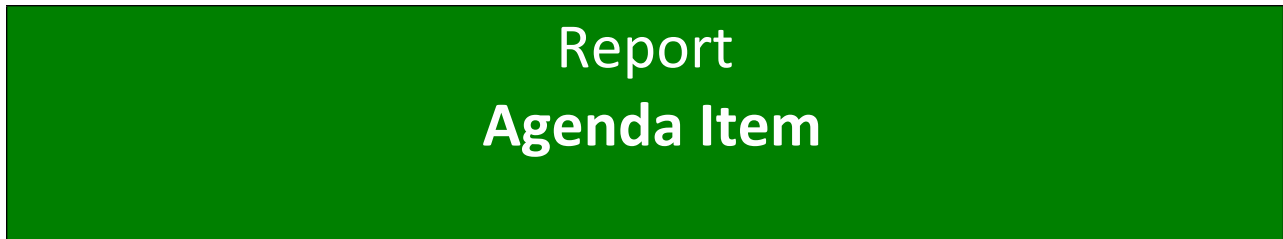
Monthly Bond 2023 Construction Update

		<b>BOARD PRIORITY GOALS</b>
	<b>Priority #1</b>	<b>Student Growth</b>
	<b>Priority #2</b>	<b>Honor and Support Staff</b>
X	<b>Priority #3</b>	<b>Community and Stakeholder Relationships</b>
X	<b>Priority #4</b>	<b>Financial Integrity</b>

Waxahachie Independent School District  
**BOARD OF TRUSTEES**

**Date:** March 23, 2026                      **Presented By:** Theresa Burkhalter

**Subject:** Staff Climate Survey                      **Related Page(s)** 5



**EXECUTIVE SUMMARY:**

The annual staff climate survey is conducted to gather employee feedback on workplace culture, engagement, leadership, communication, and organizational effectiveness. Survey results are used to identify strengths, inform continuous improvement efforts, and guide district planning and leadership development.

**ATTACHMENTS:**

Memorandum

		BOARD PRIORITY GOALS
	<b>Priority #1</b>	<b>Student Growth</b>
X	<b>Priority #2</b>	<b>Honor and Support Staff</b>
	<b>Priority #3</b>	<b>Community and Stakeholder Relationships</b>
	<b>Priority #4</b>	<b>Financial Integrity</b>



## Board Memorandum

### Information Item

**To:** Rebecca McCutchen, Superintendent  
**From:** Theresa Burkhalter, Assistant Superintendent of Human Resources  
**Date:** March 23, 2026  
**Subject:** Staff Climate Survey

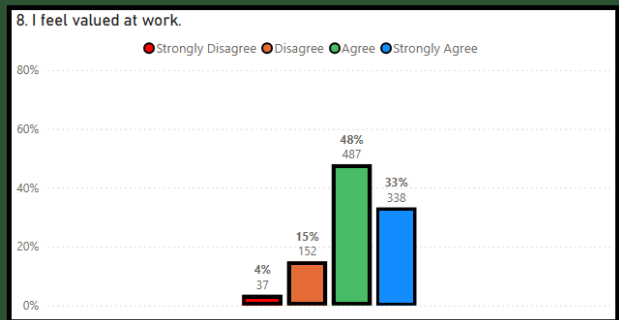
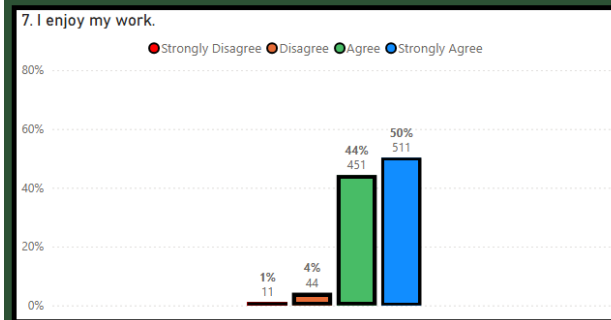
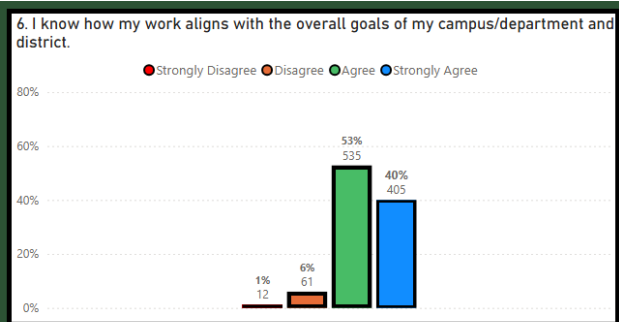
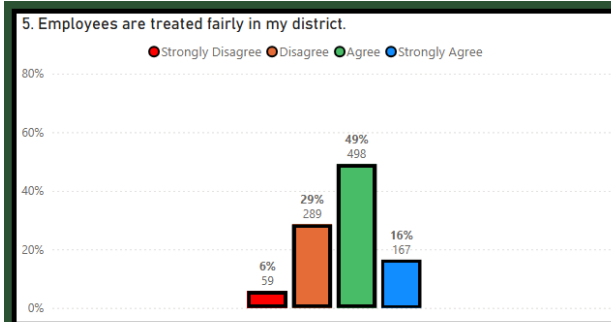
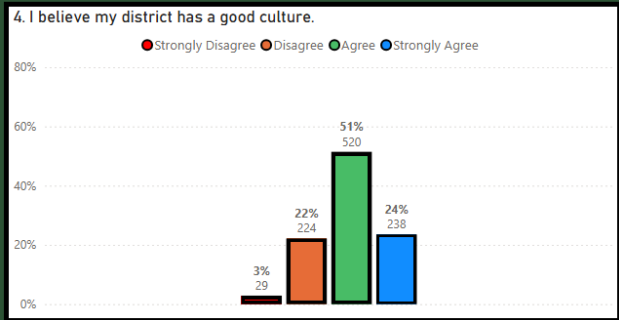
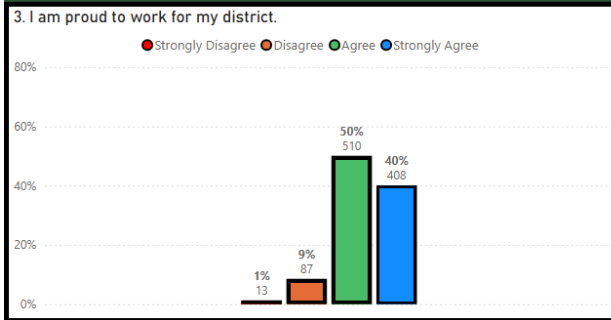
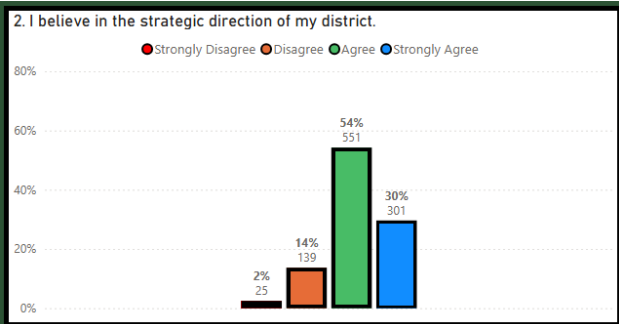
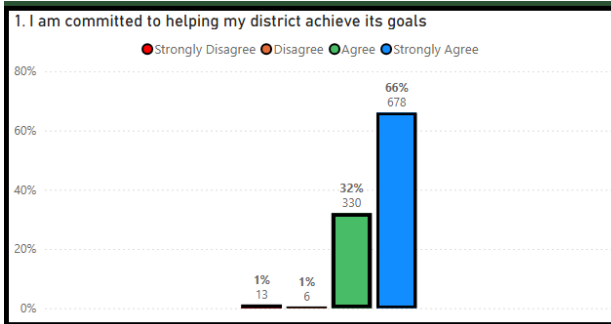
---

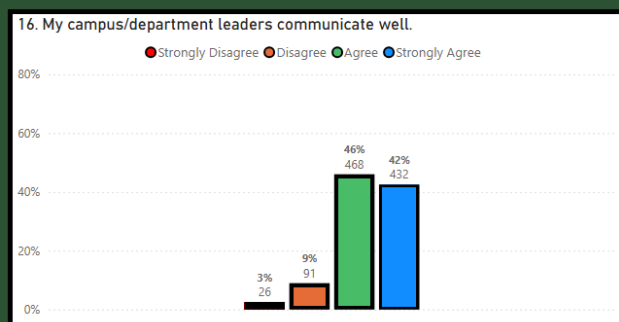
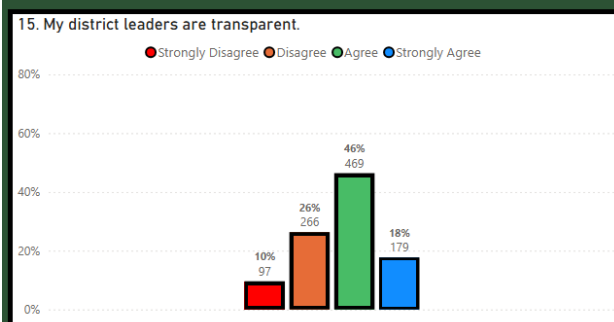
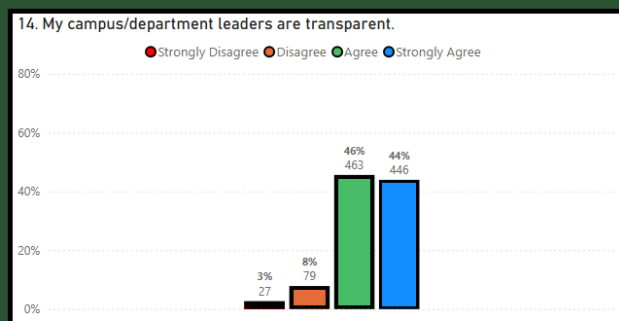
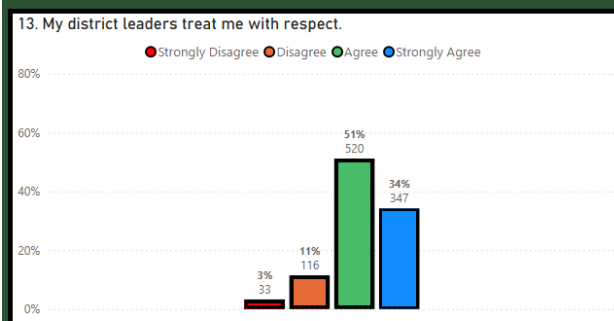
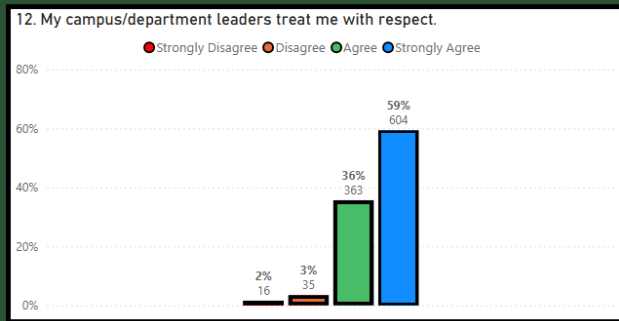
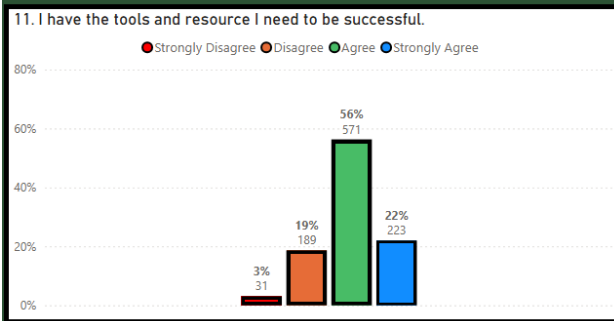
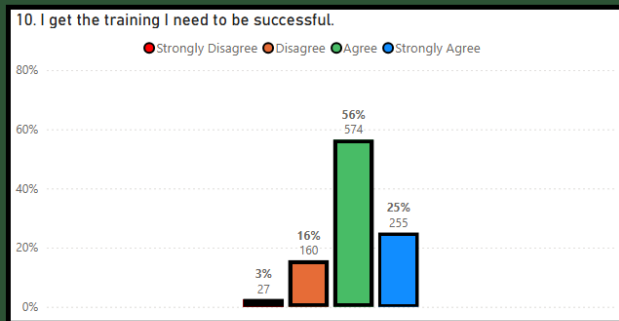
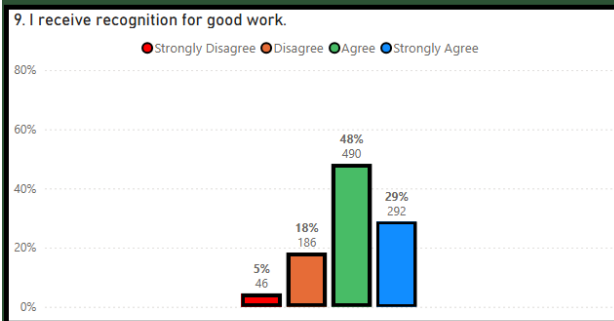
The 2026 Staff Climate Survey indicates that Waxahachie ISD benefits from strong campus-level culture and a workforce that remains deeply committed to students and their work. Survey responses show high levels of pride, engagement, and dedication to the district's mission. Open-ended comments reinforce these findings, with staff consistently identifying students, coworkers, and campus leadership as the most positive aspects of their experience.

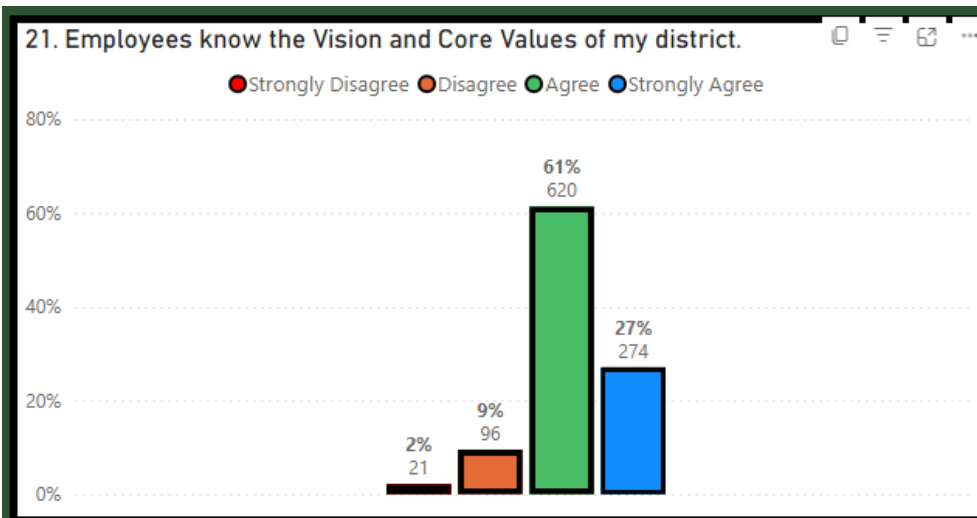
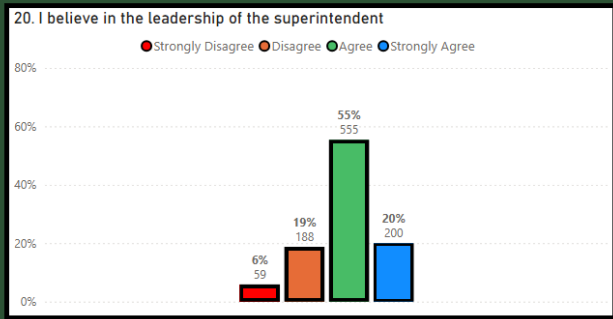
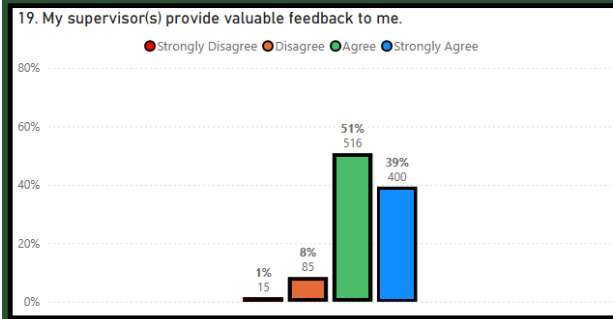
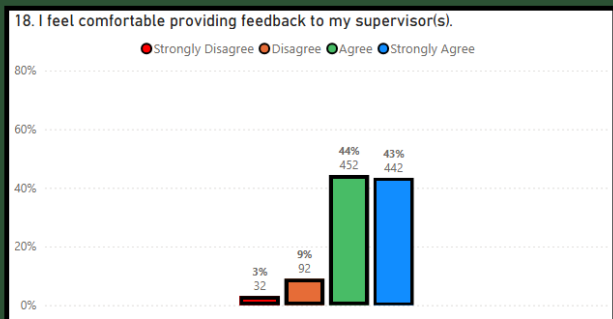
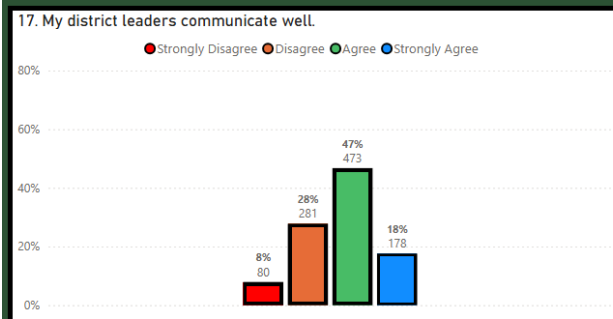
At the same time, the survey highlights several system-level areas for growth that present potential retention risks if not addressed. Compensation is the most frequently cited concern across campuses and job categories, with staff expressing challenges related to competitiveness and feeling valued at the district level. Pressures due to staffing shortages and workload pressures are also evident. In addition, staff feedback points to a need for clearer and more transparent communication regarding district-level decisions.

Overall, the data suggest a district with strong people and campus environments, supported by committed staff. Addressing compensation, staffing sustainability, and communication practices will be important as the district moves forward.

# 2025-2026 Survey Results







22. What are two things that need improvement in Waxahachie ISD?



23. What are the best two things about Waxahachie ISD?





# Teacher Incentive Allotment

---

March 16, 2026

# Data Validation

## Timeline

2024-2025 School year

October 2025

February 3, 2026

End of April 2026

Data collected through T-TESS observations and student growth scores

Data submitted to Texas Tech for validation

WISD notified that our data was validated by Texas Tech

TEA will confirm WISD designations and notify the district

Our system produced reliable results and there is a consistent, positive association between teacher observations scores and measures of student growth

# Data Validation Report

4 scored domains

10 checks

1 Supplemental (not scored)

## Data Validation Scores

Table 3 contains results from all the verification checks along with the rubric score and the resulting weighted score. When district data sets were limited and the analysis associated with the check could not be performed, the check and associated points were omitted. The omission of checks does not negatively impact the district's score. The notation of N/A in Table 3, if present, indicates omitted checks. For your district, the total point value possible was 105.

**The total verification score for WAXAHACHIE ISD was 84.90 out of 105 possible points, or 80%. Based on holistic review of your application system and the results in this report, the district's designation system has passed.**

**Table 3.**  
Step Two Verification Scores

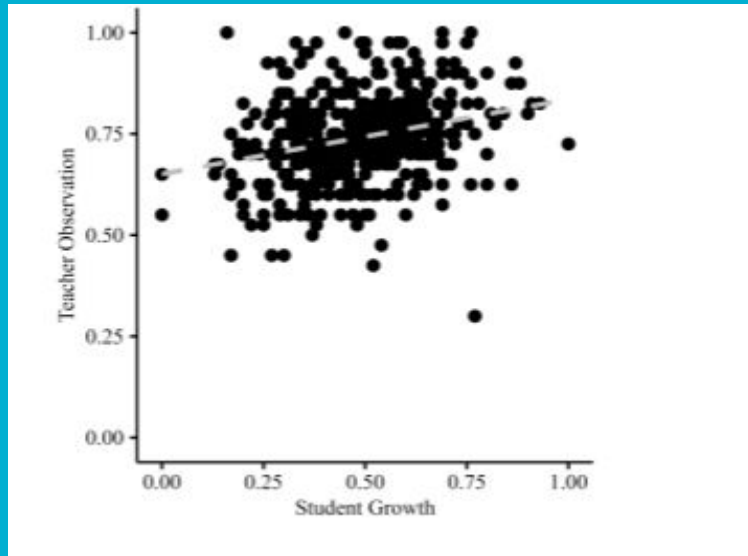
Domain	Check	Possible Points	Results	Score	Weight	Score × Weight
A. Correlation between teacher observation ratings and student growth ratings	C1	0-3	$r = 0.27$	3.00	× 10	30.00
	C2	0-3	$\tau = 0.34$	2.23	× 7	15.65
B. Relationship between teacher designations and VAM	C3	0-3	$s = 0.30$	2.00	× 3	6.01
	C4	0-3	$sp. \omega^2 = 0.18$	0.62	× 3	1.86
	C5	0-3	$sp. \omega^2 = 0.11$	1.35	× 2	2.71
C. Degree of reliability for observation and growth judgements	C6	0-3	$sp. \omega^2 = 0.00$	3.00	× 3	9.00
	C7	0-3	$sp. \omega^2 = 0.00$	3.00	× 2	6.00
	C8	0-3	$s = 73\%$	3.00	× 1	3.00
D. Comparison of district designation percentage to statewide performance standards	C9	0-3	$s = 66\%$	1.66	× 1	1.66
	C10	0-3	$w = 0.01$	3.00	× 3	9.00
	C11	0-3	$\sigma = 0.11$	2.56	× 0	–
E. Supplemental checks	C12	0-3	$\rho = 0.28$	1.69	× 0	–
	C13	0-3	$\rho = 0.39$	2.59	× 0	–
<b>Total</b>					<b>84.90 / 105</b>	

Note.  $r$  = Pearson product-moment correlation coefficient;  $\tau$  = Kendall's rank correlation coefficient;  $sp. \omega^2$  = semi-partial omega-squared; Cohen's  $w$  = standardized difference in proportions;  $\sigma$  = standard deviation;  $\rho$  = Spearman's rank correlation coefficient.

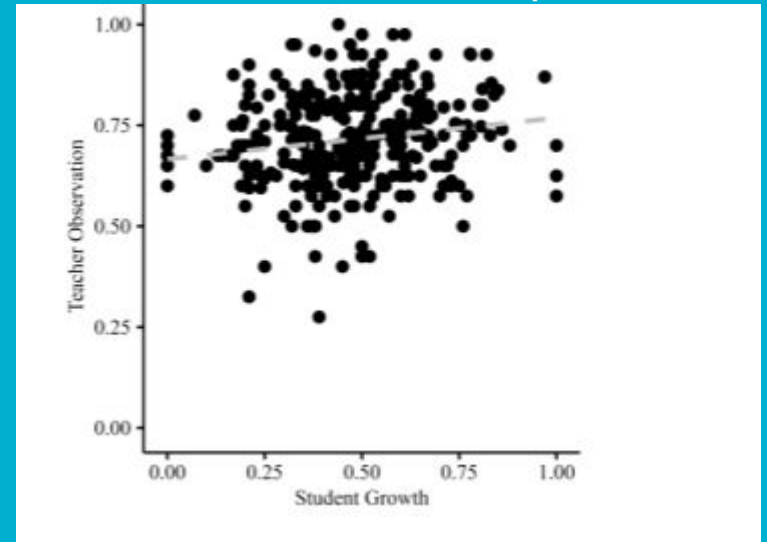
## Domain A:

Correlation between teacher observations ratings and student growth ratings

2026 30/30 points



2025 20/30 points



**Improved**

## Domain B

Relationship between  
teacher designations and  
VAM

2025 results 2.62  
2026 results 21.60

**Improved**

## Domain C

Degree of reliability for  
observation and growth  
judgements

2025 results 16.41  
2026 results 19.57

**Did not Improve**

## Domain D

Comparison of district  
designation percentage to  
statewide performance  
standards

2025 results 5.28  
2026 results 4.66

# Next Steps

---

1. **April 15, 2026 - Expansions and modifications for 2026/2027**
2. **End of April**
3. **August 31, 2026 - Payout to designated teachers**  
**Teachers must be employed with the district**
4. **October 2026 - Submission of 2025-2026 data**

# Questions?

**Waxahachie Independent School District  
BOARD OF TRUSTEES**

**Date:** March 23, 2023 **Presented By:** Sean Cagle & Ryan Kahlden

**Subject:** CH(LOCAL)-  
Purchasing and Acquisition **Related Page(s)** 3

**Report  
Agenda Item**

**EXECUTIVE SUMMARY:**

The 89th Texas Legislative Session increased the amount that would require Board approval for any single, budgeted purchase of goods or services that costs \$50,000 or more to \$100,000. We are requesting the Board consider increasing the amount listed currently in CH(LOCAL) to match CH(LEGAL).

No recommendation at this time as this is informational. We will be asking for approval at the April Board meeting.

**ATTACHMENTS:**

Proposed CH(LOCAL)-Purchasing and Acquisition

		BOARD PRIORITY GOALS
	<b>Priority #1</b>	<b>Student Growth</b>
	<b>Priority #2</b>	<b>Honor and Support Staff</b>
	<b>Priority #3</b>	<b>Community and Stakeholder Relationships</b>
X	<b>Priority #4</b>	<b>Financial Integrity</b>

PURCHASING AND ACQUISITION

CH  
(LOCAL)

**Purchasing  
Authority**

The Board delegates to the Superintendent the authority to make budgeted purchases for goods or services. However, any single, budgeted purchase of goods or services that costs ~~-\$1050,000~~ or more, regardless of whether the goods or services are competitively purchased, shall require Board approval before a transaction may take place.

The Board delegates to the Superintendent the authority to execute all contracts for goods and services under \$~~1050,000~~ in each fiscal year.

Exception for  
Emergency  
Contracts

In the event of a catastrophe, emergency, or natural disaster affecting the District, the Board delegates to the Superintendent the authority to contract for the replacement, construction, or repair of school equipment or facilities in accordance with law, if emergency replacement, construction, or repair is necessary for the health and safety of District students and staff. The Superintendent shall report to the Board at the next regular meeting any contract made under this authority. [See Disaster Exception, CH(LEGAL)]

The delegation regarding emergency contracts does not waive competitive purchasing requirements under Education Code Chapter 44. Only the Board is authorized to waive competitive purchasing requirements under limited circumstances in accordance with Education Code 44.031(h). [See Emergency Damage or Destruction, CH(LEGAL)]

Purchasing  
Procedures

The Superintendent shall develop purchasing procedures to implement the requirements of state and federal law. [See also CB, CBB, CH(LEGAL), and COA]

~~Purchase Orders  
Under \$500~~

~~The Board delegates to the Superintendent the authority to make budgeted purchases for goods and services for items below \$50,000 using the following parameters.~~

~~No solicitation of competitive quotes shall be required for purchase orders under \$500. All purchases must be made through an approved vendor. Approved vendors are those vendors who:~~

- ~~1. Have been awarded contracts through a purchase cooperative of which the District is a member;~~
- ~~2. Have executed an interlocal agreement with the District;~~
- ~~3. Have successfully completed a locally initiated request for proposal for a specific procurement category; or~~
- ~~4. Are a qualified sole-source vendor.~~

PURCHASING AND ACQUISITION

CH  
(LOCAL)

<del><i>Purchase Orders Greater Than \$500 but Less Than \$5,000</i></del>	<del>For purchase orders greater than \$500 and less than \$5,000, the initiating requester shall compare prices with at least three approved vendors, or all approved vendors for a category if fewer than three exist, before submitting a purchase requisition. Documentation of the comparison prices is recommended.</del>
<del><i>Purchase Orders Greater Than \$5,000 but Less Than \$50,000</i></del>	<del>The initiating requester shall solicit quotes or proposals from at least three approved vendors, or all approved vendors within a category if fewer than three exist, before submitting a purchase requisition. Documentation of the quotes is required to be remitted and retained by the business office.</del>
Purchasing Method	The Board delegates to the Superintendent the authority to determine the method of purchasing in accordance with CH(LEGAL) or CBB(LEGAL), as appropriate.
<i>Competitive Bidding</i>	<p>If competitive bidding is chosen as the purchasing method, the Superintendent shall prepare bid specifications. All bids shall be in accordance with administrative regulations, and the submission of any electronic bids shall also be in accordance with Board-adopted rules. All bidders shall be invited to attend the bid opening. Any bid may be withdrawn prior to the scheduled time for opening. Bids received after the specified time shall not be considered.</p> <p>The District may reject any and all bids in accordance with state or federal law, as applicable.</p>
<i>Competitive Sealed Proposals</i>	<p>If competitive sealed proposals are chosen as the purchasing method, the Superintendent shall prepare the request for proposals and/or specifications for items to be purchased. All proposals shall be in accordance with administrative regulations, and the submission of any electronic proposals shall also be in accordance with Board-adopted rules. Proposals received after the specified time shall not be considered. Proposals shall be opened at the time specified, and all proposers shall be invited to attend the proposal opening. Proposals may be withdrawn prior to the scheduled time of opening. Changes in the content of a proposal, and in prices, may be negotiated after proposals are opened.</p> <p>The District may reject any and all proposals in accordance with state or federal law, as applicable.</p>
Electronic Bids or Proposals	Bids or proposals that the District has chosen to accept through electronic transmission shall be administered in accordance with Board-adopted rules. Such rules shall safeguard the integrity of the competitive procurement process; ensure the identification, security, and confidentiality of electronic bids or proposals; and ensure that the electronic bids or proposals remain effectively unopened until the proper time.

PURCHASING AND ACQUISITION

CH  
(LOCAL)

**Responsibility for Debts**

The Board shall assume responsibility for debts incurred in the name of the District so long as those debts are for purchases made in accordance with the adopted budget, state law, Board policy, and the District's purchasing procedures. [See CE] The Board shall not be responsible for debts incurred by persons or organizations not directly under Board control. Persons making unauthorized purchases shall assume full responsibility for all such debts.

**Purchase Commitments**

All purchase commitments shall be made by the Superintendent in accordance with administrative procedures, including the District's purchasing procedures.

**Personal Purchases**

District employees shall not be permitted to make purchases for personal use through the District's business office.

**Waxahachie Independent School District  
BOARD OF TRUSTEES**

**Date:** March 2026      **Presented By:** Andy Reeves

**Subject:** Report regarding maintenance department work orders      **Related Page(s)** 9



**EXECUTIVE SUMMARY:**

Informational report on the maintenance department’s work orders for the month of February 2026.

**ATTACHMENTS:**

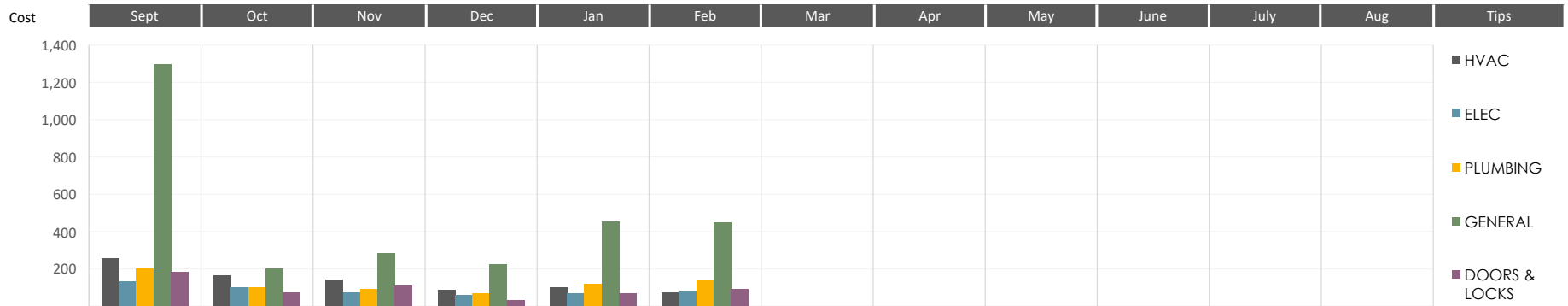
Monthly work order report

		<b>BOARD PRIORITY GOALS</b>
X	<b>Priority #1</b>	<b>Student Growth</b>
X	<b>Priority #2</b>	<b>Honor and Support Staff</b>
	<b>Priority #3</b>	<b>Community and Stakeholder Relationships</b>
X	<b>Priority #4</b>	<b>Financial Integrity</b>

# FEBRUARY 2026 WORK ORDER REPORT

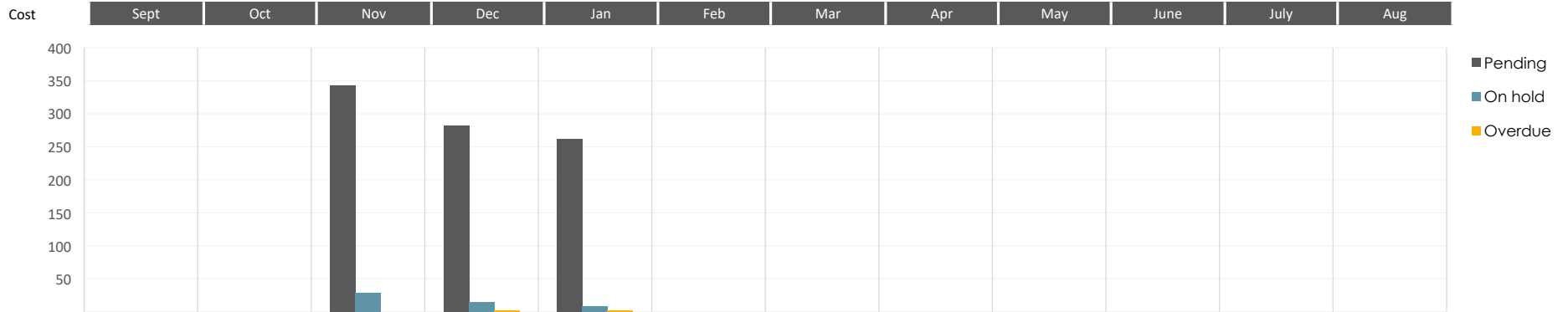
Campus	HVAC	Elec	Plumbing	General	Doors & Locks	Total
Challenge/AEP	0	1	1	0	0	2
Clift	0	1	9	7	2	19
Coleman JH	2	4	18	40	1	65
Dunaway	6	3	9	16	5	39
Felty	14	5	6	32	5	62
Finley JH	4	2	3	20	3	32
Global High	5	5	11	22	0	43
Howard JH	1	6	10	18	5	40
Marvin	2	2	11	8	2	25
Northside	3	0	3	10	9	25
Ray	9	3	2	5	6	25
Shackelford	1	1	6	11	2	21
Simpson	1	1	0	10	7	19
Turner Pre-K	0	1	1	18	0	20
Wedgeworth	3	8	3	9	7	30
WHS	10	22	18	43	26	119
Wilemon	7	1	4	10	4	26
Misc.	11	8	21	170	7	217
<b>Total Count</b>	<b>79</b>	<b>74</b>	<b>136</b>	<b>449</b>	<b>91</b>	<b>829</b>

# WISD YEARLY COMPLETE WORK ORDER REPORT



Electric	Sep	Oct	Nov	Dec	Jan	Feb	Mar	Apr	May	June	July	Aug	Total	Trend
HVAC	254	164	143	84	98	74								
ELEC	132	98	74	59	67	79								
PLUMBING	201	98	89	69	119	136								
GENERAL	1,296	202	284	226	453	449								
DOORS & LOCKS	181	73	110	31	69	91								
<b>Total</b>	<b>2,064</b>	<b>635</b>	<b>700</b>	<b>469</b>	<b>806</b>	<b>829</b>	<b>0</b>	<b>0</b>	<b>0</b>	<b>0</b>	<b>0</b>	<b>0</b>	<b>5,503</b>	

# WISD YEARLY OUTSTANDING WORK ORDER REPORT



Electric	Sep	Oct	Nov	Dec	Jan	Feb	Mar	Apr	May	June	July	Aug	Trend
Pending	na	na	343	282	262								
On hold	na	na	29	14	8								
Overdue	na	na	0	2	2								
<b>Total</b>	<b>0</b>	<b>0</b>	<b>372</b>	<b>298</b>	<b>272</b>	<b>0</b>	<b>0</b>	<b>0</b>	<b>0</b>	<b>0</b>	<b>0</b>	<b>0</b>	

Pending WO's are request not yet completed.

On hold work orders are request that we are waiting on parts can not yet be completed due to certain circumstances.

Overdue WO's are request that have exceeded the 10 day limit per our Departmental Balanced Scorecard.

This is a screenshot at the time the WO report is due. This is not a count of work orders completed per month. Please see completed work orders page.

# FEBRUARY 2026 WORK ORDER REPORT

Campus	HVAC	Elec	Plumbing	General	Doors & Locks	Total
Challenge/AEP	0	1	1	0	0	2
Clift	0	1	9	7	2	19
Coleman JH	2	4	18	40	1	65
Dunaway	6	3	9	16	5	39
Felty	14	5	6	32	5	62
Finley JH	4	2	3	20	3	32
Global High	5	5	11	22	0	43
Howard JH	1	6	10	18	5	40
Marvin	2	2	11	8	2	25
Northside	3	0	3	10	9	25
Ray	9	3	2	5	6	25
Shackelford	1	1	6	11	2	21
Simpson	1	1	0	10	7	19
Turner Pre-K	0	1	1	18	0	20
Wedgeworth	3	8	3	9	7	30
WHS	10	22	18	43	26	119
Wilemon	7	1	4	10	4	26
Misc.	11	8	21	170	7	217
<b>Total Count</b>	<b>79</b>	<b>74</b>	<b>136</b>	<b>449</b>	<b>91</b>	<b>829</b>

# WISD February Energy Report

Campus	Utility	Jan. 2025	Jan. 2026	Total Monthly Saving/Overages
<b>Evelynn Coleman Building</b>	<b>Electrical</b>	\$11,057.01	\$7,838.04	<b>\$3,218.97</b>
1000 N HIGHWAY 77	Gas	\$8,085.25	\$5,627.17	<b>\$2,458.08</b>
	Water	\$2,242.82	\$1,136.37	<b>\$1,106.45</b>
<b>Lumpkins</b>	<b>Electrical</b>	\$8,430.62	\$7,201.51	<b>\$1,229.11</b>
	Gas	\$888.82	\$1,236.94	<b>-\$348.12</b>
	Water	\$4,492.87	\$1,308.70	<b>\$3,184.17</b>
<b>Billy Hancock Building</b>	<b>Electrical</b>	\$5,514.47	\$5,679.70	<b>-\$165.23</b>
275 INDIAN DR	Gas	\$2,996.27	\$2,114.87	<b>\$881.40</b>
	Water	\$588.40	\$554.67	<b>\$33.73</b>
<b>T C Wilemon Building</b>	<b>Electrical</b>	\$3,101.61	\$3,209.78	<b>-\$108.17</b>
602 W 2ND ST	Gas	\$475.87	\$977.50	<b>-\$501.63</b>
	Water	\$289.12	\$501.49	<b>-\$212.37</b>
<b>Admin,SS, etc</b>	<b>Electrical</b>	\$6,840.58	\$5,667.34	<b>\$1,173.24</b>
	Gas	\$1,069.77	\$4,328.02	<b>-\$3,258.25</b>
	Water	\$4,159.79	\$504.97	<b>\$3,654.82</b>
<b>Turner</b>	<b>Electrical</b>	\$2,254.77	\$2,126.56	<b>\$128.21</b>
	Gas	\$1,941.65	\$1,598.22	<b>\$343.43</b>
	Water	\$661.90	\$675.12	<b>-\$13.22</b>
<b>Shackelford</b>	<b>Electrical</b>	\$2,228.64	\$1,922.41	<b>\$306.23</b>
	Gas	\$2,108.21	\$1,056.85	<b>\$1,051.36</b>
	Water	\$1,439.32	\$970.19	<b>\$469.13</b>
<b>Howard</b>	<b>Electrical</b>	\$6,137.53	\$6,743.67	<b>-\$606.14</b>
	Gas	\$0.00	\$0.00	<b>\$0.00</b>
	Water	\$885.49	\$714.94	<b>\$170.55</b>
<b>Finley</b>	<b>Electrical</b>	\$4,537.95	\$5,535.06	<b>-\$997.11</b>
	Gas	\$4,405.56	\$4,691.78	<b>-\$286.22</b>
	Water	\$2,241.53	\$1,499.04	<b>\$742.49</b>
<b>Dunaway</b>	<b>Electrical</b>	\$2,323.26	\$2,266.85	<b>\$56.41</b>
	Gas	\$2,029.83	\$1,066.60	<b>\$963.23</b>
	Water	\$761.69	\$624.21	<b>\$137.48</b>
<b>Marvin</b>	<b>Electrical</b>	\$3,352.91	\$2,958.20	<b>\$394.71</b>
	Gas	\$1,470.96	\$401.81	<b>\$1,069.15</b>
	Water	\$821.61	\$765.56	<b>\$56.05</b>
<b>Northside</b>	<b>Electrical</b>	\$3,124.94	\$2,063.00	<b>\$1,061.94</b>
	Gas	\$1,908.01	\$1,662.50	<b>\$245.51</b>
	Water	\$977.83	\$784.48	<b>\$193.35</b>
<b>Felty</b>	<b>Electrical</b>	\$4,405.31	\$5,595.86	<b>-\$1,190.55</b>
	Gas	\$0.00	\$0.00	<b>\$0.00</b>
	Water	\$967.13	\$576.35	<b>\$390.78</b>
<b>Wedgeworth</b>	<b>Electrical</b>	\$3,008.12	\$3,021.38	<b>-\$13.26</b>
	Gas	\$2,324.09	\$2,210.91	<b>\$113.18</b>
	Water	\$1,023.84	\$739.96	<b>\$283.88</b>
<b>Clift</b>	<b>Electrical</b>	\$4,786.16	\$3,881.92	<b>\$904.24</b>
	Gas	\$0.00	\$0.00	<b>\$0.00</b>
	Water	\$822.68	\$792.27	<b>\$30.41</b>
<b>WHS</b>	<b>Electrical</b>	\$26,595.56	\$26,837.17	<b>-\$241.61</b>
	Gas	\$18,215.91	\$15,680.26	<b>\$2,535.65</b>
	Water	\$5,019.52	\$3,204.60	<b>\$1,814.92</b>
<b>Simpson</b>	<b>Electrical</b>	\$4,795.52	\$4,448.49	<b>\$347.03</b>

		Gas		\$1,747.98		\$1,150.10		\$597.88
		Water		\$741.36		\$700.14		\$41.22
<b>Ray Elementary</b>		Electrical		\$2,767.36		\$2,463.61		\$303.75
		Gas		\$2,043.84		\$1,087.88		\$955.96
		Water		\$1,759.16		\$1,599.97		\$159.19
<b>Wilemon Elementary</b>		Electrical		\$2,960.07		\$3,368.72		<b>-\$408.65</b>
		Gas		\$903.77		\$1,389.16		<b>-\$485.39</b>
		Water		\$4,294.59		\$1,587.13		\$2,707.46
<b>Totals</b>				<b>\$195,028.83</b>		<b>\$168,350.00</b>		<b>\$26,678.83</b>

Keep In mind that although this is the February Report, the bills incurred are for the month of January.

**Waxahachie Independent School District  
BOARD OF TRUSTEES**

**Date:** March 23, 2026      **Presented By:** Sean Cagle

**Subject:** Cumulative Attendance, Discipline, Drug Offenses, Drug Testing, and Usage of Drug Dog Metal Detector Report      **Related Page(s)** 9



**EXECUTIVE SUMMARY:**

Informational reports regarding student attendance, student discipline and student drug offenses for August 13 – February 20, 2026.

**ATTACHMENTS:**

March 2026 Meeting Reports

BOARD PRIORITY GOALS		
X	<b>Priority #1</b>	<b>Student Growth</b>
	<b>Priority #2</b>	<b>Honor and Support Staff</b>
	<b>Priority #3</b>	<b>Community and Stakeholder Relationships</b>
	<b>Priority #4</b>	<b>Financial Integrity</b>

## Discipline Data for WISD (01/24/2026 – 02/20/2026)

The discipline breakdown for Waxahachie ISD for the time period listed above shows discipline assignment trends for students in the district.

### DAEP Placements (34):

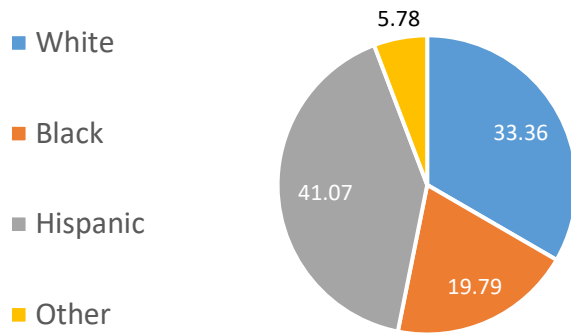
- **1** Public lewdness or indecent exposure (**7**) *Mandatory DAEP Placement*
- **1** Prohibited Weapon (**14**) *Mandatory Expulsion Placement*
- **12** Violation of Student Code Conduct (**21**) *Discretionary DAEP Placement*
- **1** Assault against a non-school district employee or volunteer (**28**) *Mandatory Expulsion Placement*
- **9** Fighting/Mutual Combat (**41**) *Discretionary DAEP Placement*
- **10** Possessed, sold, gave, used, delivered, or under the influence of Marihuana or Tetrahydrocannabinol (**62**) *Mandatory DAEP Placement*

### ISS/OSS Placements (441):

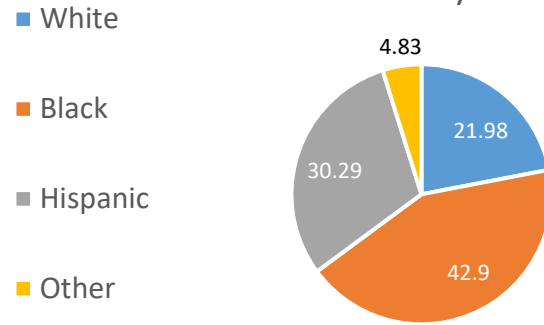
- There were **373** ISS assignments (both full and partial days) for date window. Some of these were multiple day assignments.
- There were **68** OSS assignments (both full and partial days) for date window. Some of these were multiple day assignments.

Charting Discipline for WISD:

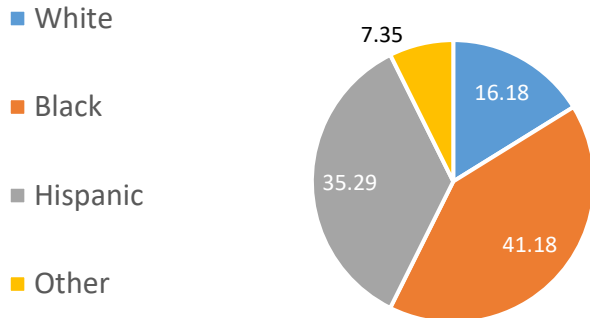
Enrollment % By Ethnicity (11,169 Total)



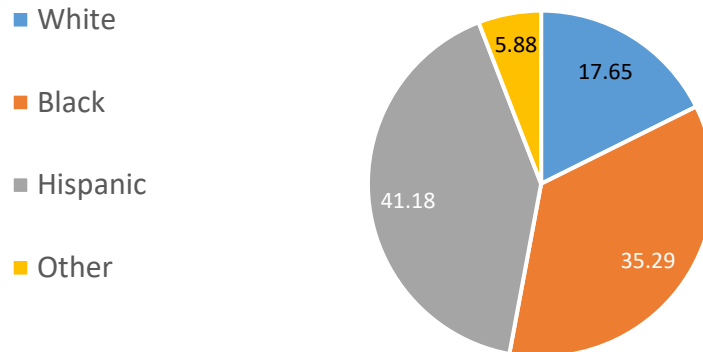
ISS Placements (373 Total)  
Ethnicity %



OSS Placements (68 Total)  
Ethnicity %



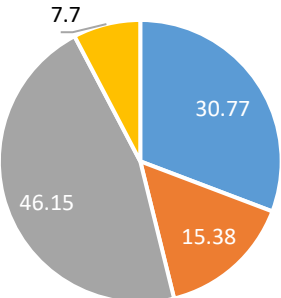
DAEP Placements (34 Total)  
Ethnicity %



DAEP Mandatory Placements (13 Total)

Ethnicity %

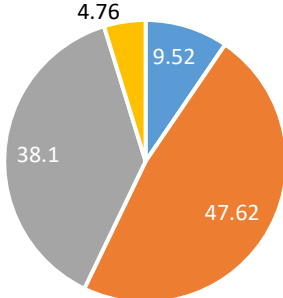
- White
- Black
- Hispanic
- Other



DAEP Discretionary Placements (21 Total)

Ethnicity %

- White
- Black
- Hispanic
- Other

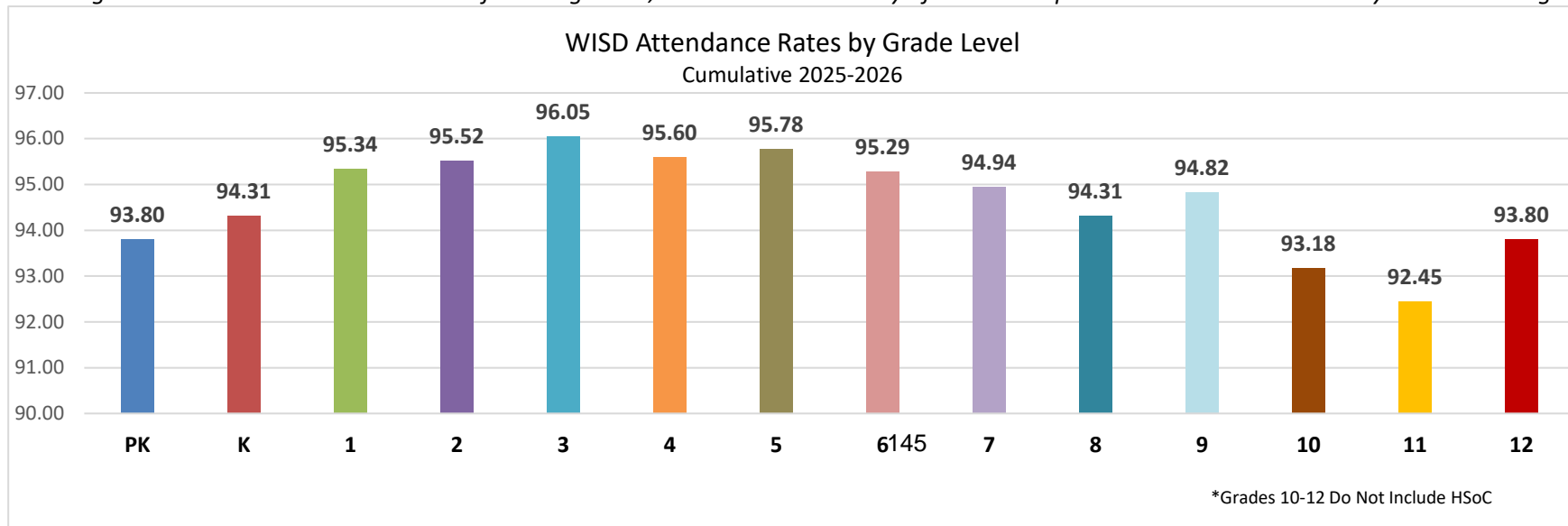


WAXAHACHIE ISD Cumulative 2025-2026 Attendance Report

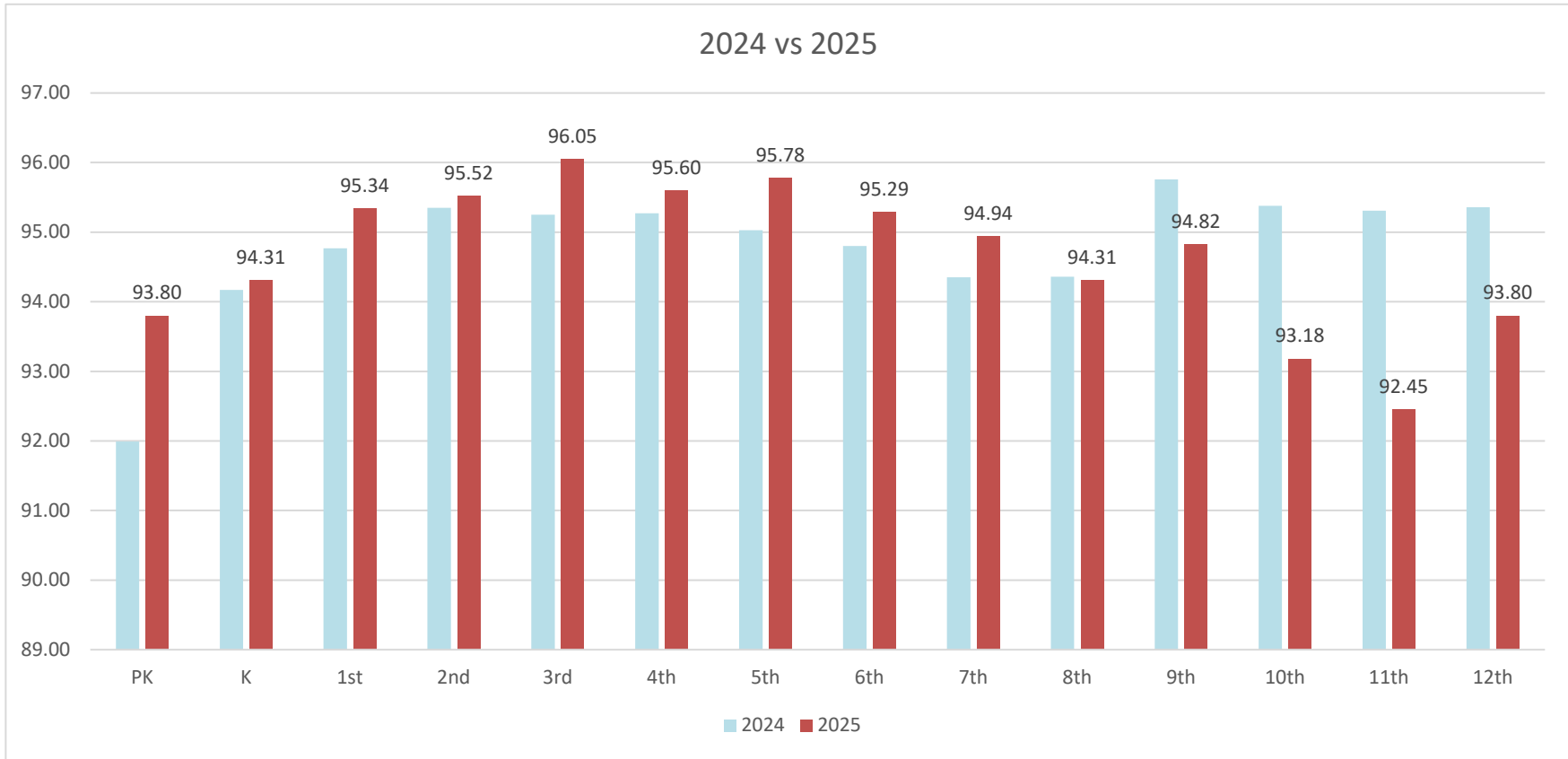
	8/13-8/22	8/13-9/26	8/13-10/24	8/13-11/21	8/13-12/12	8/13-1/23	8/13-2/20	March	April	May		
Waxahachie High School	96.28%	94.80%	94.74%	94.53%	94.40%	94.16%	94.07%					
High School of Choice	91.54%	92.78%	91.62%	92.16%	91.82%	92.18%	92.46%					
Global High School	98.84%	97.76%	97.57%	97.35%	97.24%	96.78%	96.69%					
Coleman Jr. High	97.46%	96.27%	95.97%	95.72%	95.65%	95.05%	94.68%					
Finley Jr. High	96.89%	95.86%	95.63%	95.41%	95.19%	94.58%	94.55%					
Howard Jr. High	97.59%	96.51%	96.13%	95.96%	95.84%	95.47%	95.26%					
Clift Elementary	97.42%	95.71%	95.47%	95.27%	95.16%	94.85%	94.60%					
Dunaway Elementary	96.33%	96.29%	96.14%	95.94%	95.72%	95.38%	95.44%					
Felty Elementary	98.05%	97.12%	96.63%	96.54%	96.43%	96.27%	96.03%					
Marvin Elementary	96.85%	95.46%	95.20%	95.15%	94.99%	94.82%	94.38%					
Northside Elementary	96.87%	95.89%	95.77%	95.54%	95.42%	95.02%	94.97%					
Ray Elementary	96.80%	96.53%	96.45%	96.21%	96.07%	95.76%	95.70%					
Shackelford Elementary	97.88%	96.79%	96.72%	96.36%	96.38%	96.13%	95.83%					
Simpson Elementary	98.05%	97.28%	96.82%	96.63%	96.56%	96.28%	96.03%					
Wedgeworth Elementary	97.25%	96.76%	96.60%	96.31%	96.25%	95.76%	95.76%					
Wilemon Elementary	97.96%	97.21%	97.00%	96.83%	96.66%	96.14%	95.80%					
Turner PreK	94.71%	94.80%	93.96%	93.97%	93.67%	91.69%	92.92%					
				<i>*Highlighted cells indicate a drop in attendance from previous month.</i>								
District ADA:	97.03%	95.97%	95.76%	95.55%	95.42%	95.07%	94.90%					

\* Total ADA is calculated with different programs/students receiving different weights for attendance.

Percentages are the "Percent in Attendance" from August 13, 2025 to the last Friday of the month prior to the scheduled monthly Board Meeting.



WAXAHACHIE ISD Cumulative 2025-2026 Attendance Report



# WAXAHACHIE ISD

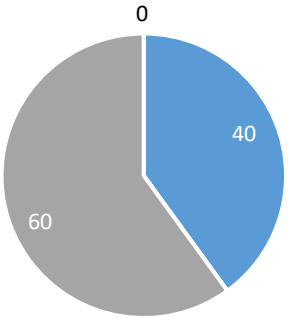
## STUDENT DRUG OFFENSES

### 2025-26 School Year

CAMPUS	8/13-8/22	8/23-9/26	9/29-10/24	10/28-11/21	11/22-12/12	12/13-1/23	1/24-2/20	MAR	APR	MAY
WHS	5	8	7	12	5	4	8			
HSOC	0	2	1	1	0	0	0			
Global	0	0	0	0	0	0	0			
Coleman	0	3	1	0	0	2	0			
Finley	0	1	0	0	0	2	2			
Howard	0	0	0	0	0	1	0			
<b>Total</b>	<b>5</b>	<b>14</b>	<b>9</b>	<b>13</b>	<b>5</b>	<b>9</b>	<b>10</b>			

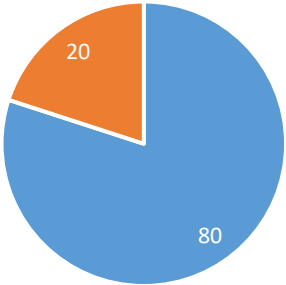
Current Drug Offenses (10 Total)  
Ethnicity %

- White
- Black
- Hispanic
- Other



Current Drug Offenses (10 Total)  
Gender %

- Male
- Female



## **RANDOM DRUG TESTING – EXTRACURRICULAR SECONDARY STUDENTS**

Waxahachie ISD’s most recent round of random drug testing for seventh and eighth grade students involved in extracurricular activities was scheduled for Tuesday, February 24, 2026. Unfortunately, due to testing on the campuses this round of random drug testing had to be cancelled.

Random drug testing for high school students involved in extracurricular activities occurred on Thursday, February 19, 2026. The total number of students tested at each campus is as follows:

WHS	34 students
<u>Global</u>	<u>7 students</u>
Total	41 students

There were two positive findings at WHS for marijuana. We had 2 students with previous THC positives that tested positive again. One of these students showed a significant decrease in the quantitative THC number. This indicates no further exposure since the January session and will be considered a negative result. The other positive student showed a significant increase in her THC number indicating exposure since the January testing session. This will be considered a second positive for this student. There were no positive findings at Global. Conferences will be held with the parents and student with the principal and counselor of the student who tested positive for the second time at WHS.

## **USAGE OF DRUG DOGS AND METAL DETECTORS**

Metal detectors were utilized at Challenge Academy’s student entrance on Monday, February 2, checking 22 students. There were zero hits.

Metal detectors were utilized at Challenge Academy’s student entrance on Tuesday, February 3, checking 20 students. There were zero hits.

Metal detectors were utilized at Challenge Academy’s student entrance on Wednesday, February 4, checking 21 students. There were zero hits.

Metal detectors were utilized at Challenge Academy’s student entrance on Thursday, February 5, checking 21 students. There were zero hits.

Metal detectors were utilized at Challenge Academy’s student entrance on Friday, February 6, checking 22 students. There were zero hits.

Metal detectors were utilized at Challenge Academy’s student entrance on Monday, February 9, checking 20 students. There were zero hits.

Metal detectors were utilized at Challenge Academy’s student entrance on Tuesday, February 10, checking 24 students. There were zero hits.

Metal detectors were utilized at Challenge Academy's student entrance on Wednesday, February 11, checking 25 students. There were zero hits.

Metal detectors were utilized at Challenge Academy's student entrance on Thursday, February 12, checking 28 students. There were zero hits.

Metal detectors were utilized at Challenge Academy's student entrance on Tuesday, February 17, checking 32 students. There were zero hits.

Metal detectors were utilized at Challenge Academy's student entrance on Wednesday, February 18, checking 31 students. There were zero hits.

Canine narcotics and firearm detection were utilized in the student parking area at Waxahachie High School on Wednesday, February 18. There were 12 hits with four finds. The finds were a weapon, Delta 8 & 9 vapes, drug paraphernalia, marijuana residual, a nicotine vape, and prescription narcotic medication.

Canine narcotics and firearm detection were utilized in the student parking area at Global High School on Wednesday, February 18. There were eight hits with one find of fireworks and prescription narcotic medication.

Canine narcotics and firearm detection were utilized in multiple classrooms and the locker area of Waxahachie High School of Choice and Challenge Academy on Wednesday, February 18. There were zero hits.

Canine narcotics and firearm detection were utilized in multiple classrooms at Howard Junior High on Wednesday, February 18. There were three hits with zero finds.

Canine narcotics and firearm detection were utilized in multiple classrooms at Finley Junior High on Wednesday, February 18. There were three hits with zero finds.

Canine narcotics and firearm detection were utilized in multiple classrooms at Coleman Junior High on Wednesday, February 18. There were zero hits.

Metal detectors were utilized at Challenge Academy's student entrance on Thursday, February 19, checking 31 students. There were zero hits.

Metal detectors were utilized at Challenge Academy's student entrance on Friday, February 20, checking 30 students. There were zero hits.

Metal detectors were utilized at Challenge Academy's student entrance on Monday, February 23, checking 31 students. There were zero hits.

Metal detectors were utilized at Challenge Academy's student entrance on Tuesday, February 24, checking 34 students. There were zero hits.

Metal detectors were utilized at Challenge Academy's student entrance on Wednesday, February 25, checking 38 students. There were zero hits.

Metal detectors were utilized at Challenge Academy's student entrance on Thursday, February 26, checking 39 students. There were zero hits.

Metal detectors were utilized at Challenge Academy's student entrance on Friday, February 27, checking 38 students. There were zero hits.

**Waxahachie Independent School District  
BOARD OF TRUSTEES**

**Date:** January 12, 2026      **Presented By:** Christian Garippa

**Subject:** Transportation Update      **Related Page(s)** 14



**EXECUTIVE SUMMARY:**

Informational update for the Transportation department.

**ATTACHMENTS:**

Slide presentation

		BOARD PRIORITY GOALS
	Priority #1	Student Growth
	Priority #2	Honor and Support Staff
	Priority #3	Community and Stakeholder Relationships
X	Priority #4	Financial Integrity

# Waxahachie ISD Transportation Accountability Update

---

February 2026 Report



# WAXAHACHIE ISD TRANSPORTATION

## By the Numbers



### Routes

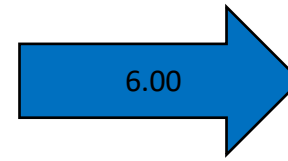
- Elementary Routes – 39
- Junior High Routes – 29
- High School Routes – 36
- SPED Routes – 12
- Global Runs – 4
- Staff Transfers – 140
- JJAEP Runs – 2
- MCV - 4
- Mid-Day Runs – 5
- Sports Shuttles - 8
- 24/25 Daily Students Transported – 7,636

### Fleet Size

- Full Size Diesel Buses – 55
- SPED Diesel Buses – 14
- District White Fleet – 64
  - Bookmobile – 1
  - CTE – 2
  - Food Services – 3
  - Grounds – 8
  - Maintenance – 25
  - Security – 8
  - Technology – 2
  - Transportation – 9
  - Warehouse – 3
  - SPED – 2
  - Highschool - 1
- Trailers/Off-Road/Misc. – 22

**Total – 152**

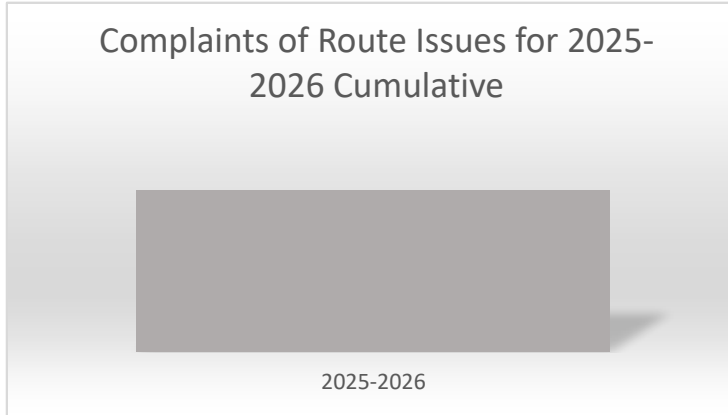
# Transportation



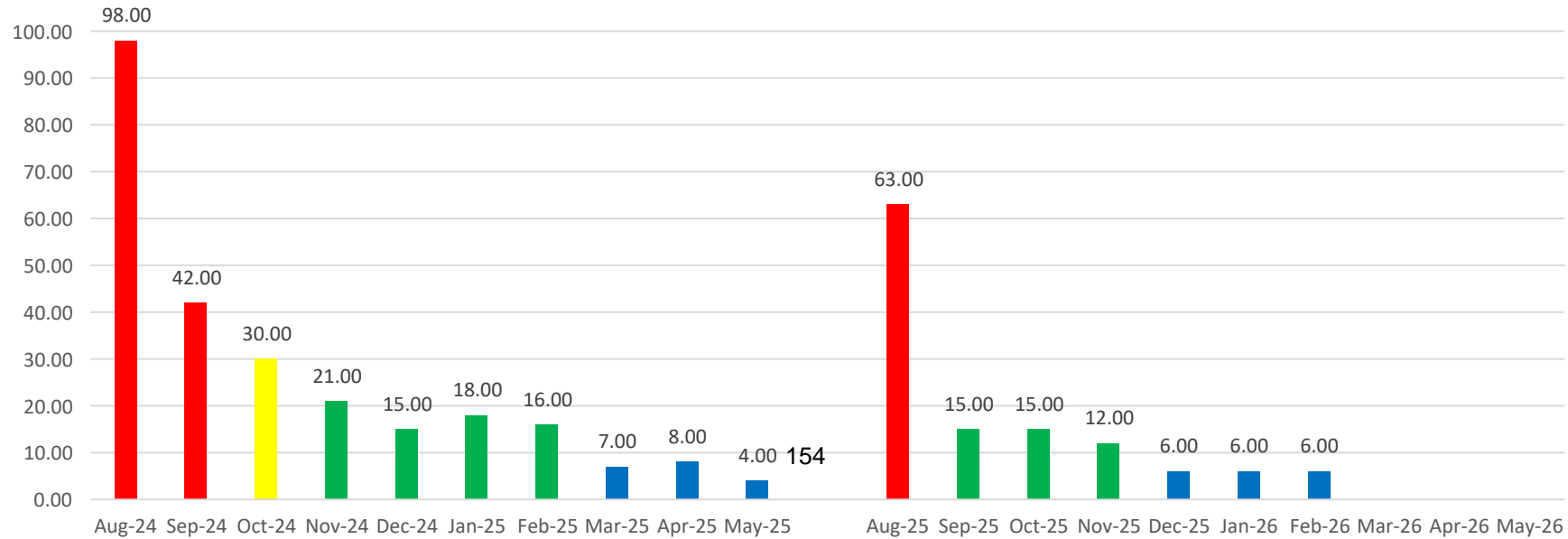
	Below Goal
	At Goal
	Near Goal
	Above Goal
	No Data

	<12
	12-24
	24 - 36
	>36

## 2.1 Complaints of Route Issues


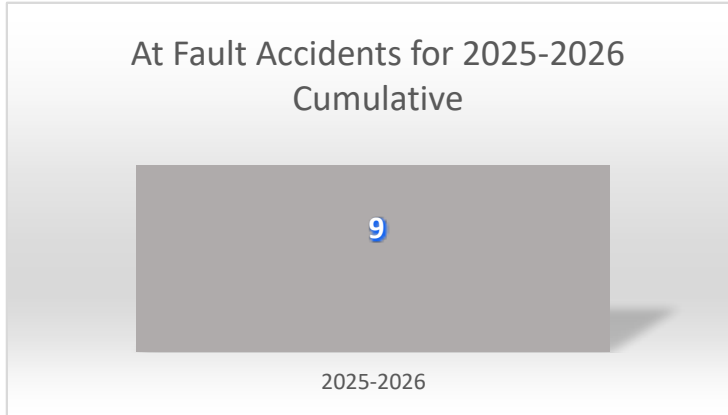


Complaints of Route Issues



# Transportation

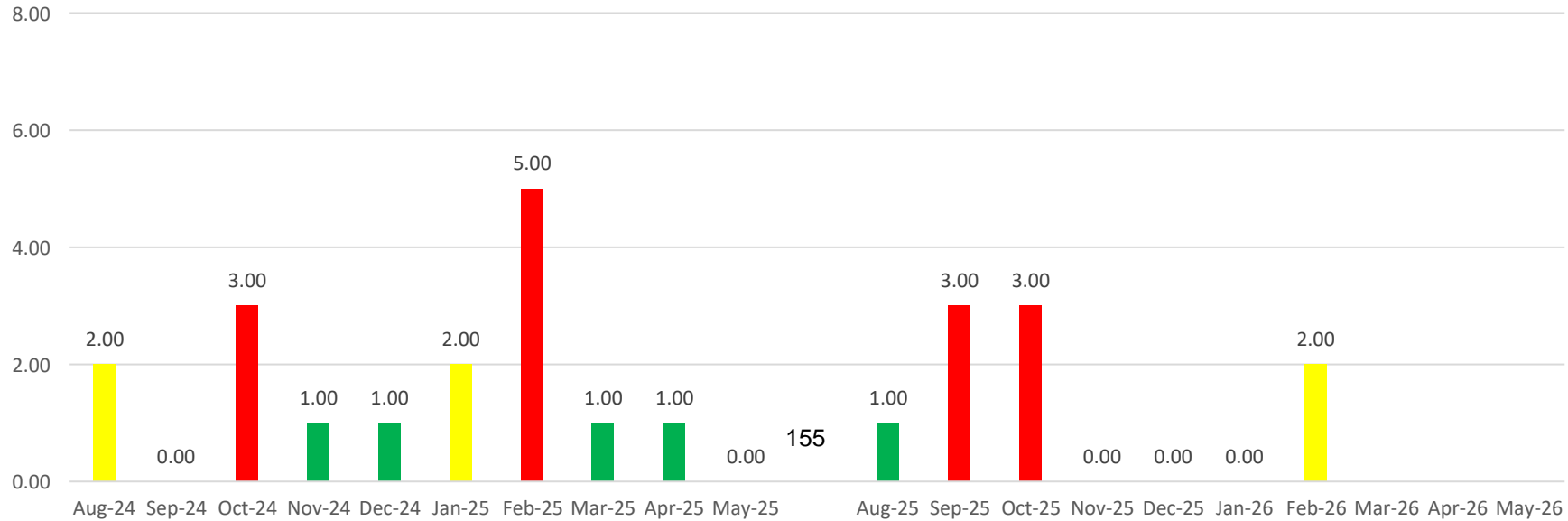
## 3.1 At Fault Accidents



	Below Goal
	At Goal
	Near Goal
	Above Goal
	No Data


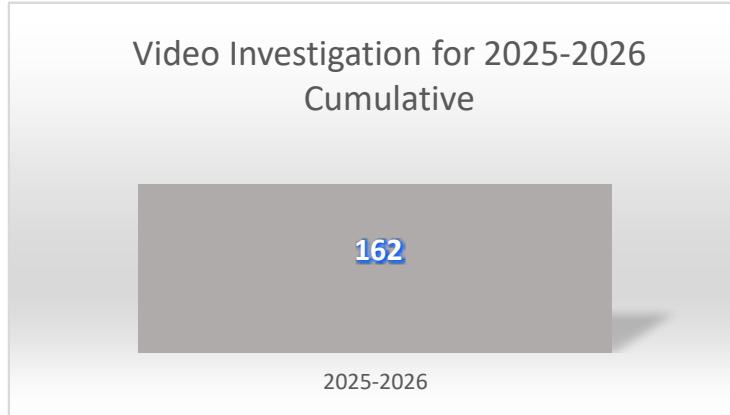
	0
	1
	2
	>2

At Fault Accidents



# Transportation

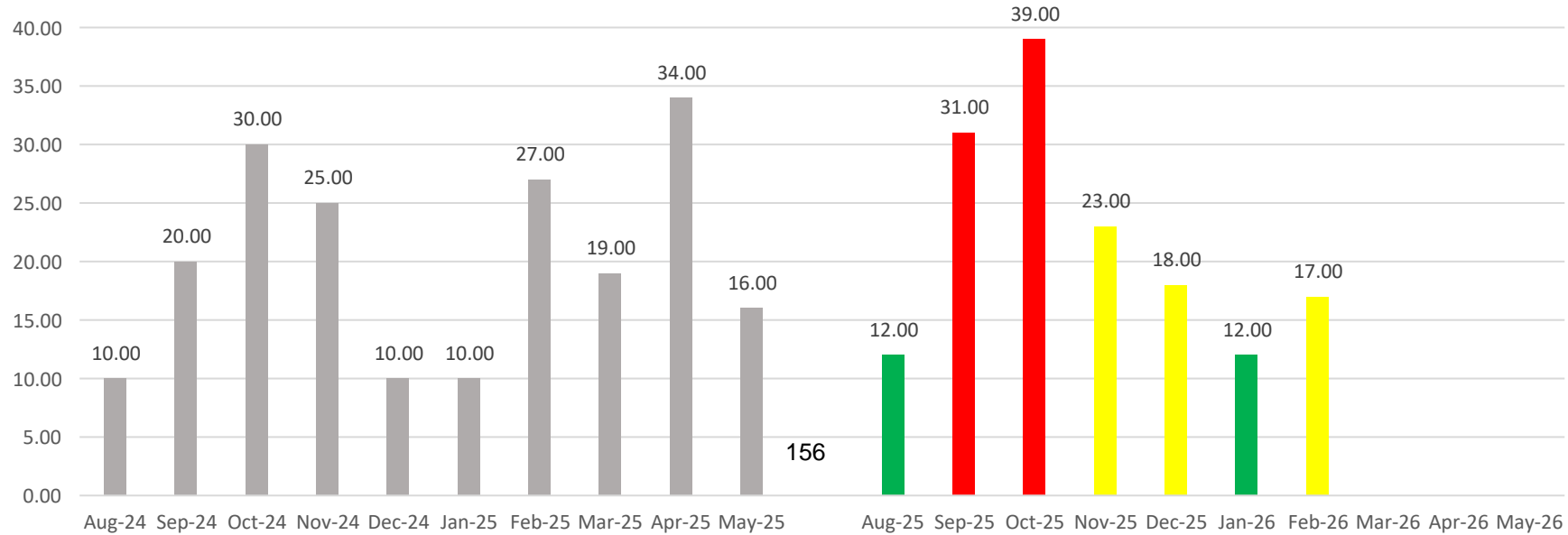
## 3.2 Video Investigation



	Below Goal
	At Goal
	Near Goal
	Above Goal
	No Data


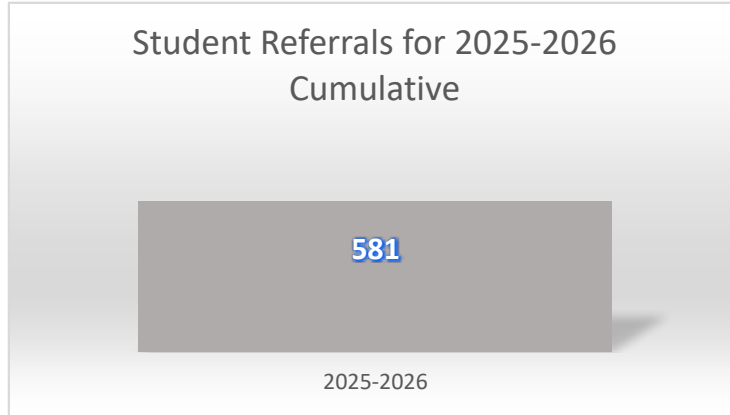
	<8
	8 - 16
	17 - 24
	>24

Video Investigation



# Transportation

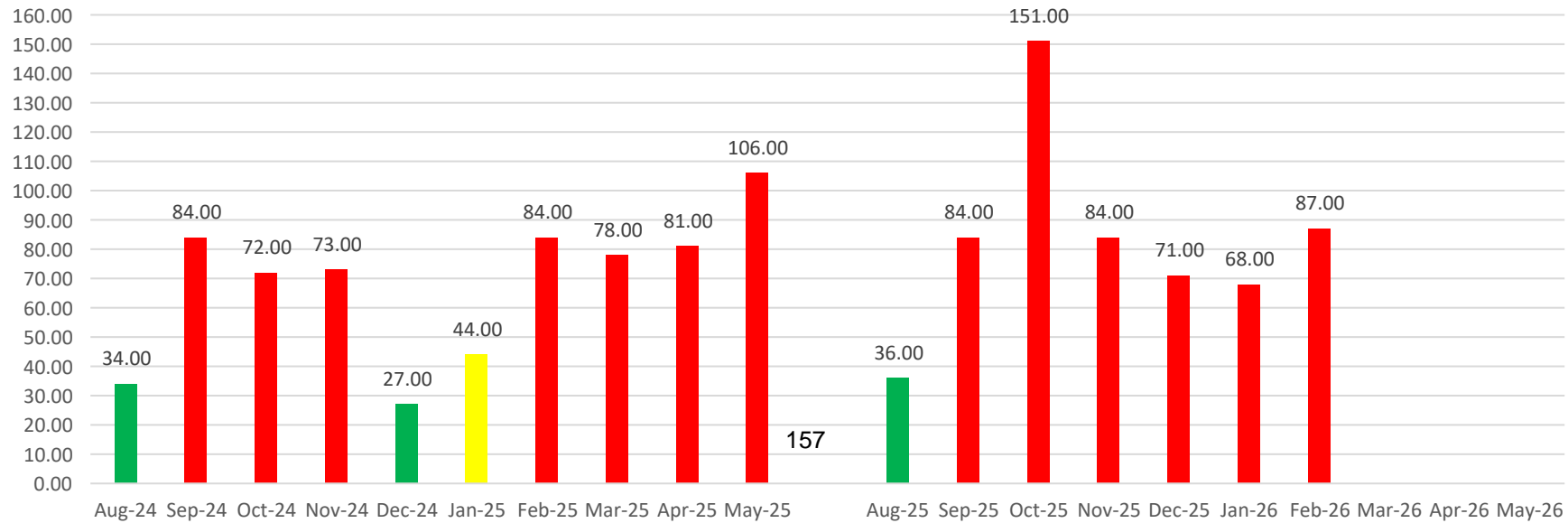
## 4.1 Student Referrals



	<b>Below Goal</b>
	<b>At Goal</b>
	<b>Near Goal</b>
	<b>Above Goal</b>
	<b>No Data</b>


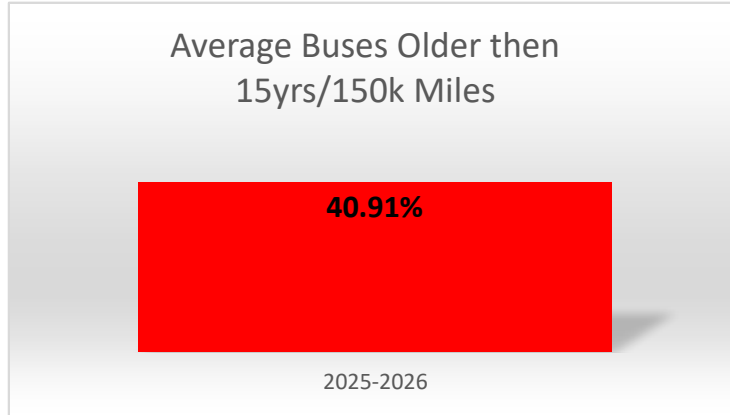
	<20
	20 - 40
	40 - 60
	>60

Student Referrals



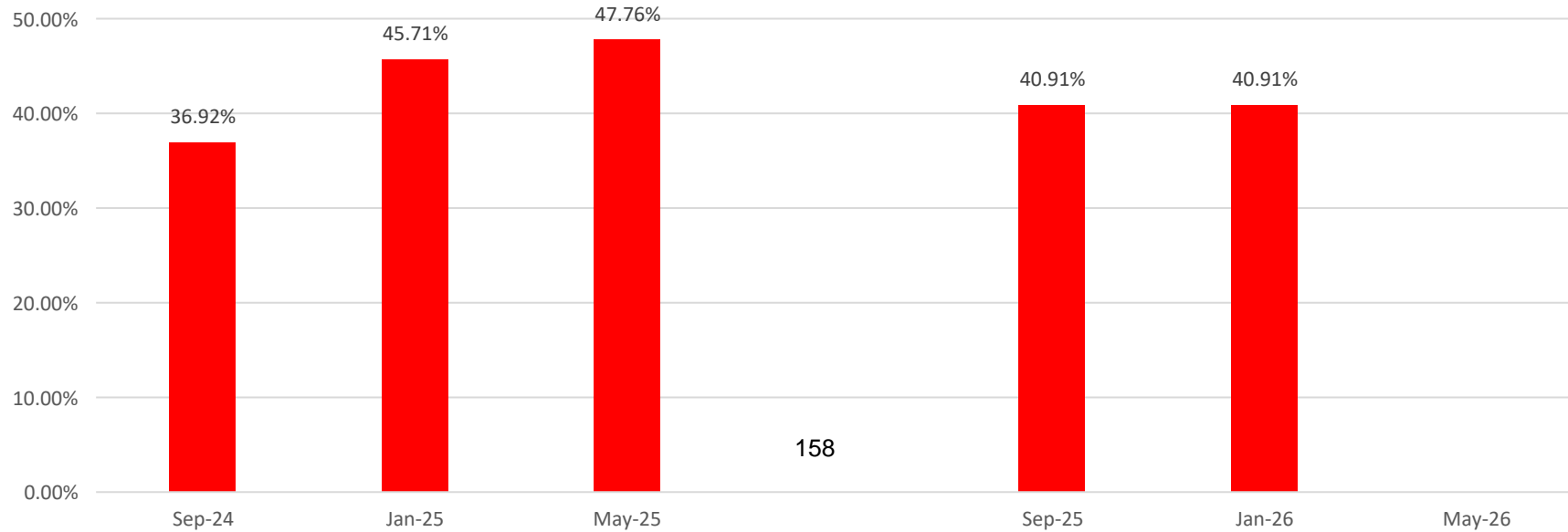
# Transportation

## 5.1 Buses Older than 15yrs/150k Miles




	Below Goal		<12%
	At Goal		12%-18%
	Near Goal		18%-25%
	Above Goal		>25%
	No Data		

Buses Older then 15yrs/150k Miles

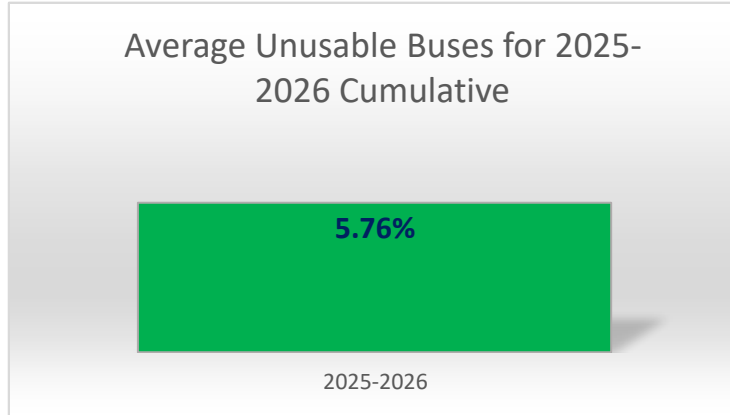


# Transportation

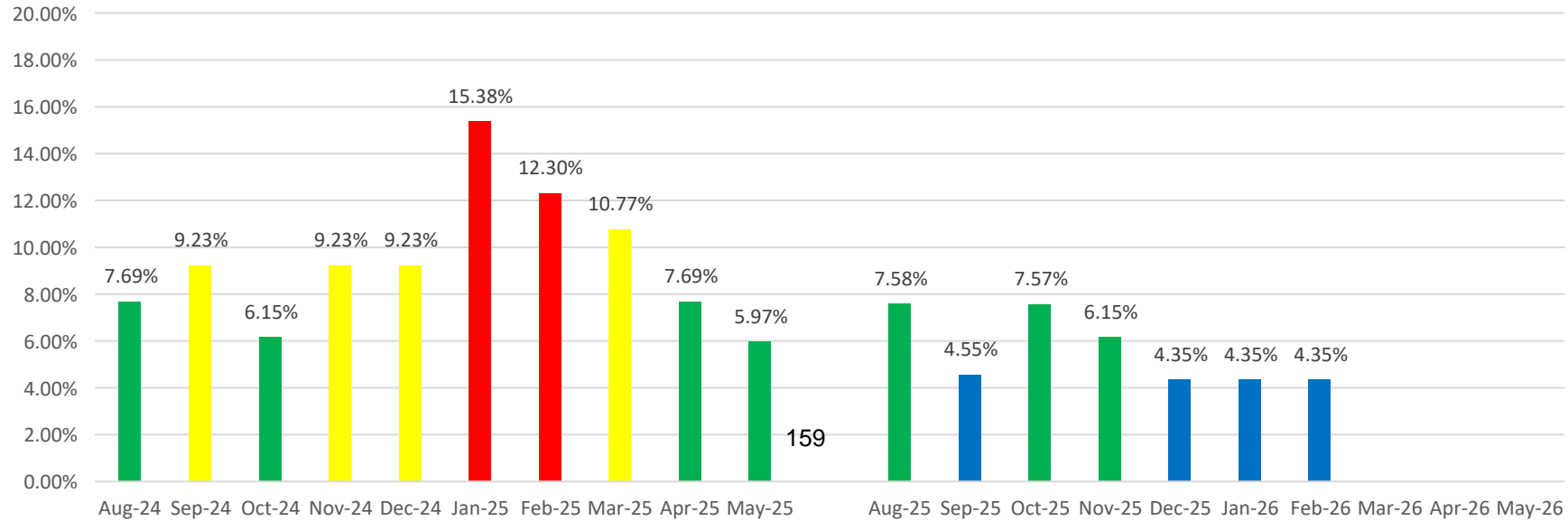


	Below Goal		< 5 %
	At Goal		5-8%
	Near Goal		9-12%
	Above Goal		>12%
	No Data		

## 5.2 Average Unusable Buses




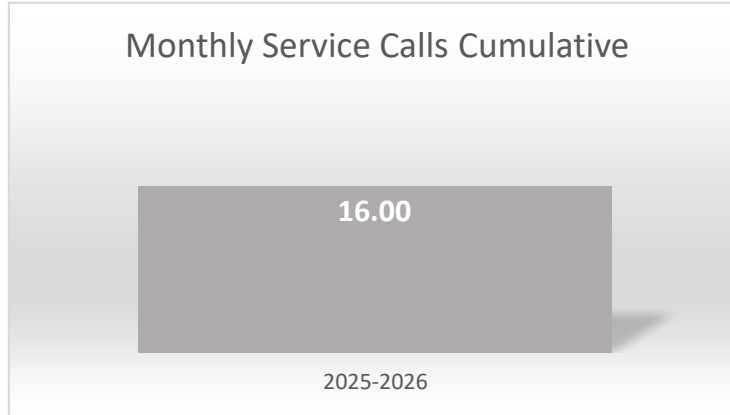
Average Monthly Unusable Buses



159

# Transportation

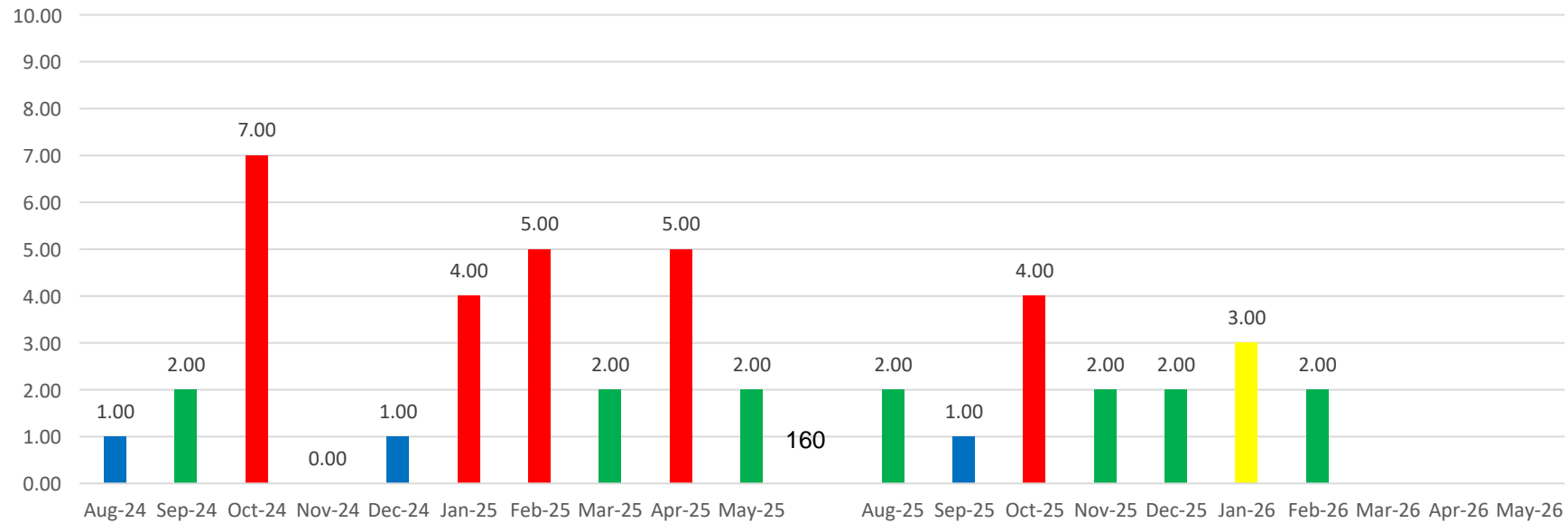
## 5.3 Monthly Service Calls



	Below Goal
	At Goal
	Near Goal
	Above Goal
	No Data

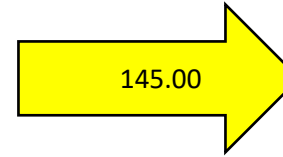
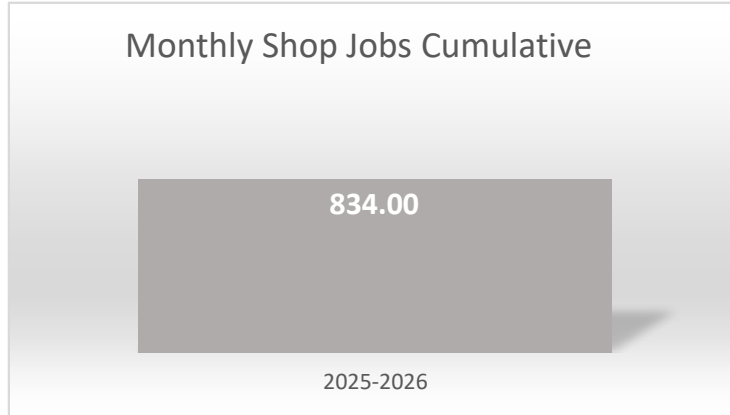
	<2
	2
	3
	>3

Monthly Service Calls



# Transportation

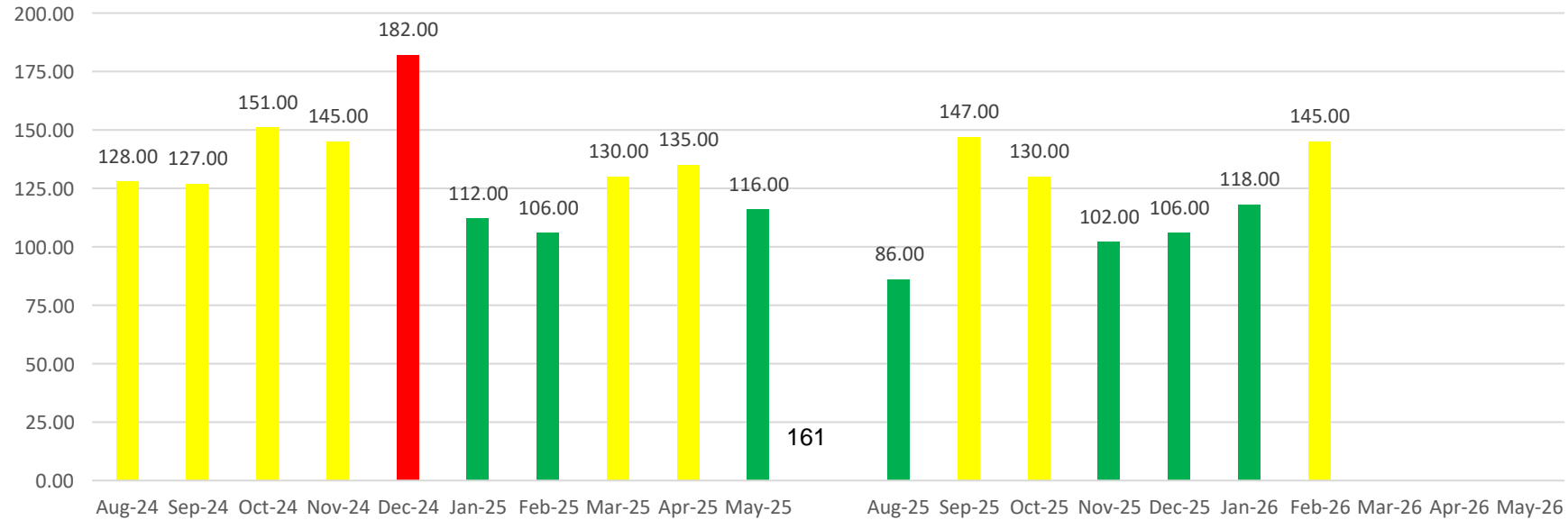
## 5.4 Monthly Shop Jobs Completed



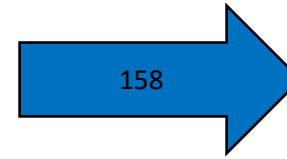
	Below Goal
	At Goal
	Near Goal
	Above Goal
	No Data

	<75
	75 - 125
	126 - 175
	>175

Monthly Shop Jobs Completed



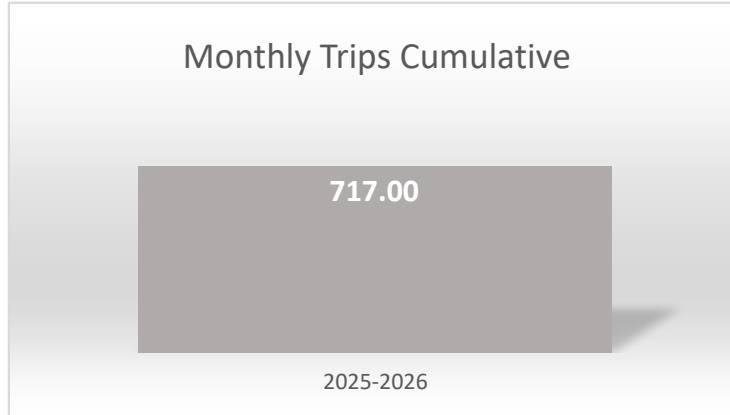
# Transportation



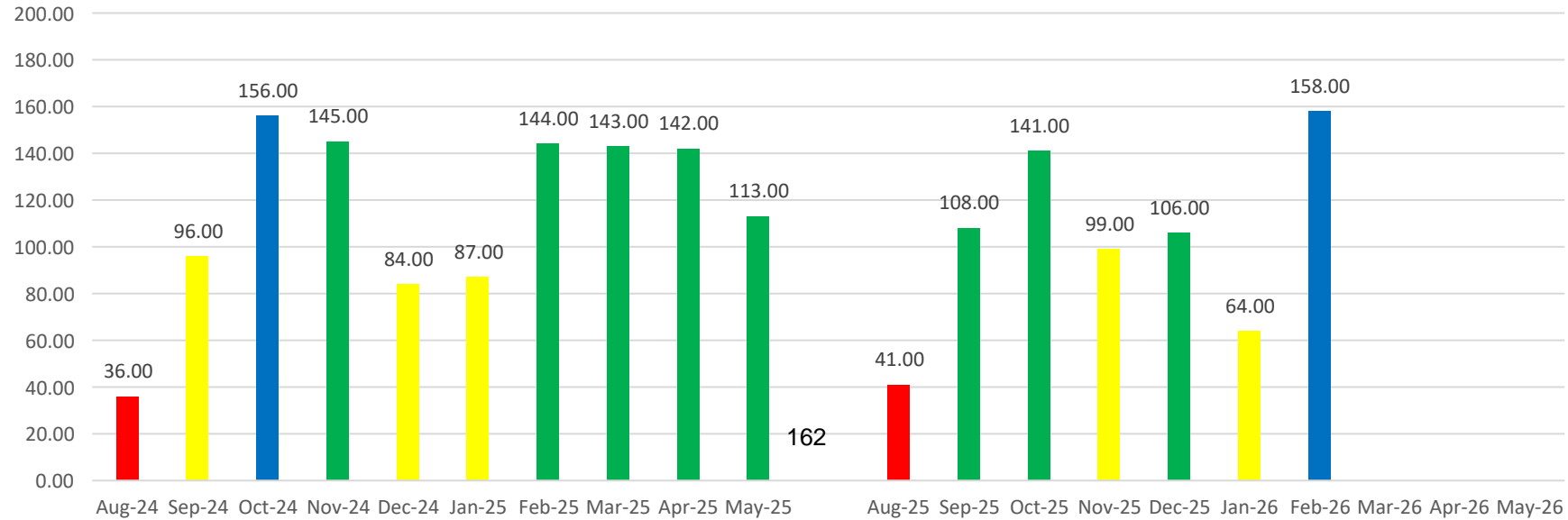
	<b>Above Goal</b>
	<b>At Goal</b>
	<b>Near Goal</b>
	<b>Below Goal</b>
	<b>No Data</b>

	<b>&gt;150</b>
	<b>100 - 150</b>
	<b>50 - 100</b>
	<b>&lt;50</b>

## 6.1 Monthly Trips

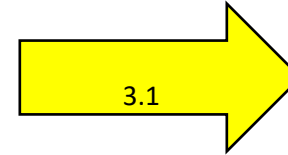
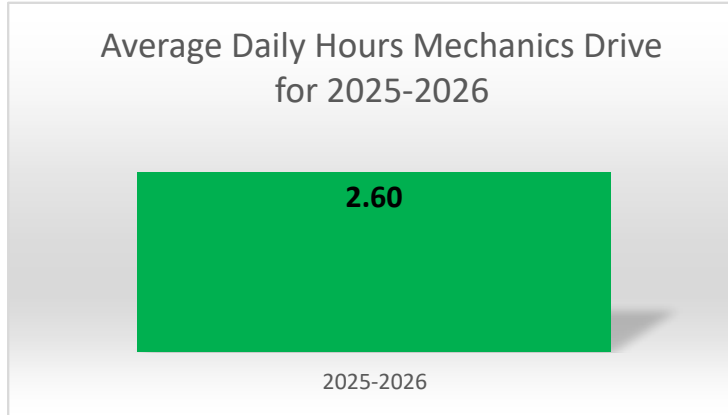


Monthly Trips



# Transportation

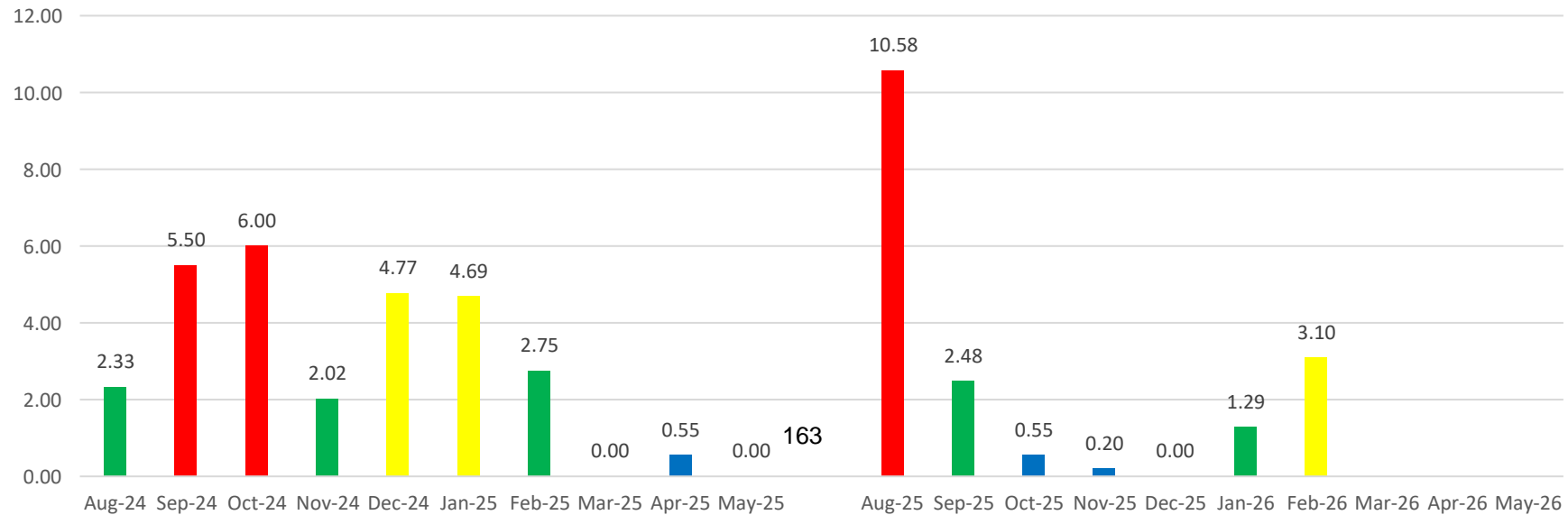
## 7.1 Number of Daily Hours Mechanics Have to Drive Routes



	Below Goal
	At Goal
	Near Goal
	Above Goal
	No Data

	<1
	1-3
	3-5
	>5

Average Daily Hours Mechanics Drive



# Transportation

7.2 Number of Daily Hours Non-Route Staff Have to Drive Routes

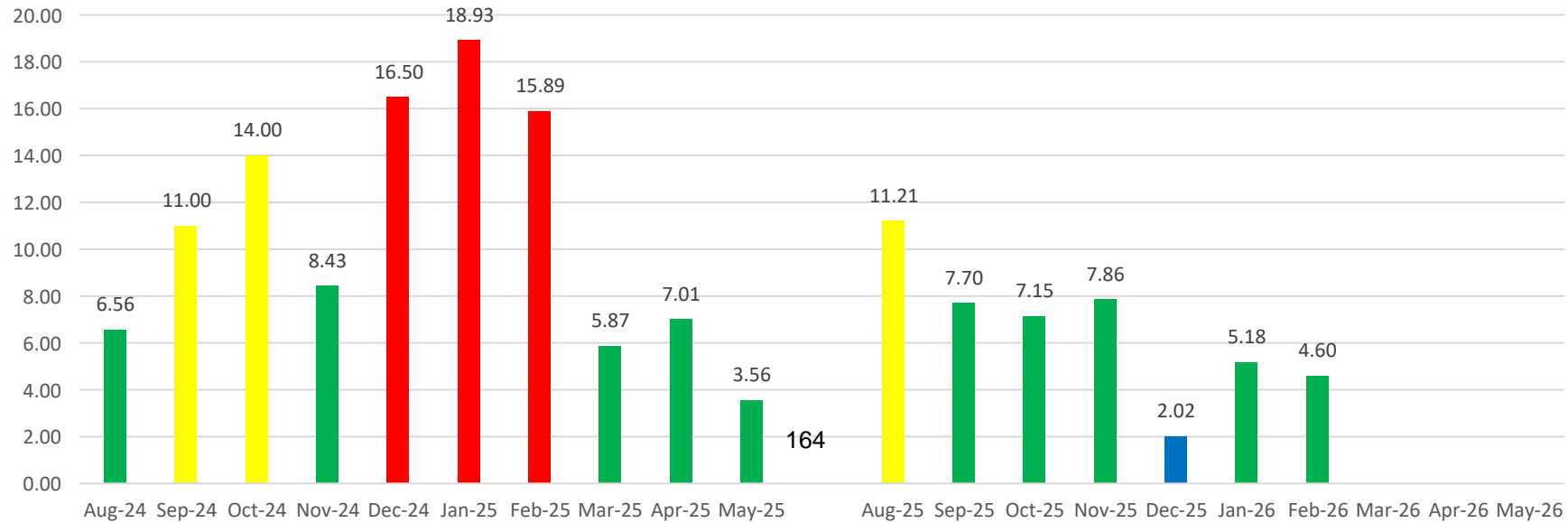


	Below Goal
	At Goal
	Near Goal
	Above Goal
	No Data

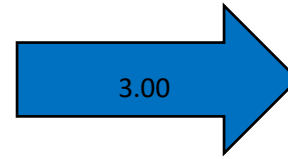
	<3
	3-8
	9-15
	>15

6.53

Average Daily Hours Non-Route Staff Drive



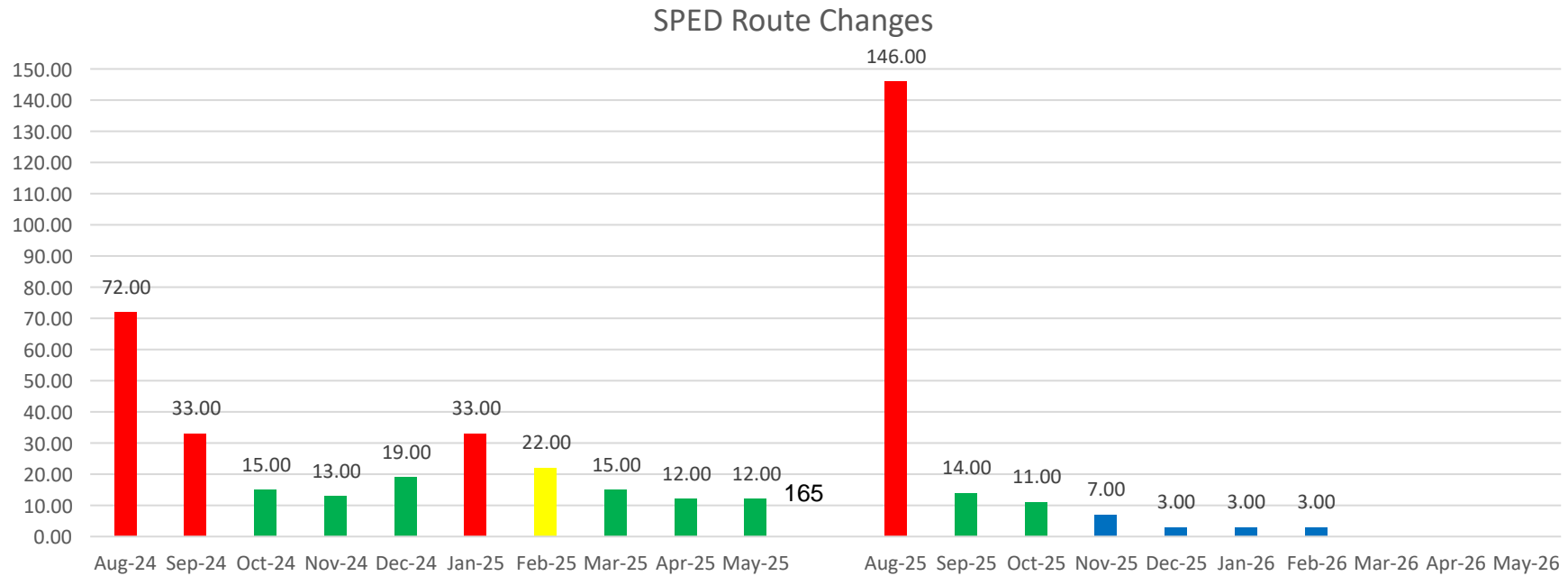
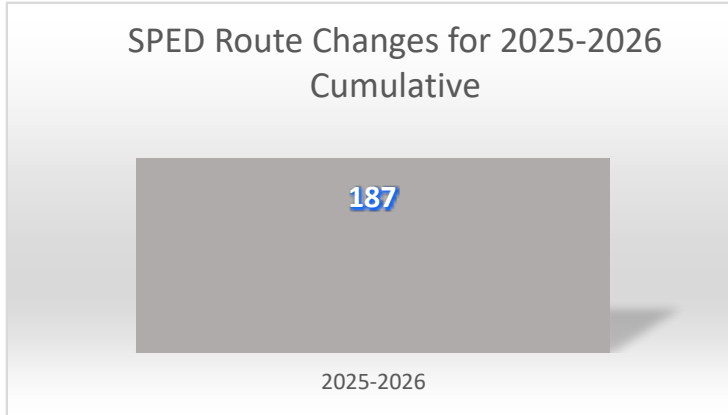
# Transportation



	Below Goal
	At Goal
	Near Goal
	Above Goal
	No Data

	<10
	10 - 20
	21 - 30
	>30

## 8.1 SPED Route Changes



Waxahachie Independent School District  
BOARD OF TRUSTEES

**Date:** March 23, 2026      **Presented By:** Theresa Burkhalter

**Subject:** New Hires and Resignations      **Related Page(s)** Memorandum



**EXECUTIVE SUMMARY:**

The Human Resources Department has provided an overview of resignations, retirements, and new hires in the past month.

**ATTACHMENTS:**

Memorandum

		BOARD PRIORITY GOALS
	<b>Priority #1</b>	<b>Student Growth</b>
X	<b>Priority #2</b>	<b>Honor and Support Staff</b>
	<b>Priority #3</b>	<b>Community and Stakeholder Relationships</b>
X	<b>Priority #4</b>	<b>Financial Integrity</b>

**Waxahachie Independent School District  
BOARD OF TRUSTEES**

**Date:** March 23, 2026 **Presented By:** Nisa Redd

**Subject:** Board meeting minutes February 2, 9, & 24, 2026, meetings **Related Page(s)** Minutes



**EXECUTIVE SUMMARY:**

Attached are the proposed minutes from the February 2, 9, & 24, 2026, meetings

**ATTACHMENTS:**

February 2, 9, & 24, 2026, board meeting minutes.

		BOARD PRIORITY GOALS
X	Priority #1	Student Growth
X	Priority #2	Honor and Support Staff
X	Priority #3	Community and Stakeholder Relationships
X	Priority #4	Financial Integrity

**RECOMMENDATION:**

Administration recommends that the attached minutes be approved as presented.

**Minutes February 2, 2026**  
**Board of Trustees Recognition Meeting**  
**Waxahachie Independent School District**

---

The Board of Trustees of the Waxahachie Independent School District met on February 2, 2026, in the WISD Board room. President Dusty Autrey called the meeting to order at 6:00 pm. Trustees Adrian Cooper, Debbie Timmermann, and Kim Kriegel were present in person. Trustees Clay Schoolfield, Judd Mc Cutchen, and Ryan Pitts were absent for the evening. WISD Superintendent Rebecca McCutchen, Assistant Superintendent of Secondary Leadership Jacob Perry, Assistant Superintendent of Learning Stephanie Heimbuch, Assistant Superintendent of Elementary Leadership Rusty East, Chief Financial Officer Ryan Kahlden, Assistant Superintendent of Human Resources Theresa Burkhalter, and Director of Public Relations Rebecca Lockridge, were also present.

The WHS Cheer Captains led the audience in the pledges to the Texas and US flags.

No one spoke in open forum.

The Trustees then recognized the following:

- Director of Athletics Brian Rogers recognized the following WHS Athletic programs for various achievements-those included:
  - WHS Football
  - WHS Swimming
  - Sports Medicine
  - Cheer
- Director of Career and Technology Blake Harrison recognized the following:
  - Global High School's National Champion PlayVS Team
- Assistant Superintendent of Secondary Jacob Perry recognized the WISD Fine Arts department for various achievements-those included:
  - Finley Junior High All-Region Choir
  - Cherokee Charmers Captain, Jordyn Hanson
  - WHS Choir-All-State Tenor-Bass Choir
  - Spirit of Waxahachie Indian Band

Trustee Kim Kriegel made a motion to adjourn. Debbie Timmermann seconded, and the motion passed 4-0. The meeting adjourned at 6:32 pm.

---

Dusty Autrey, President

---

Ryan Pitts, Secretary

---

Date

---

168

**Minutes February 9, 2026**  
**Board of Trustees Regular Meeting**  
**Waxahachie Independent School District**

---

The Board of Trustees of the Waxahachie Independent School District met on February 9, 2026, in the WISD Board room. President Dusty Autrey called the meeting to order at 5:00 pm. Trustees Adrian Cooper, Debbie Timmermann, Kim Kriegel, Judd McCutchen, Ryan Pitts, and Kim Kriegel were present in person. WISD Superintendent Rebecca McCutchen, Assistant Superintendent of Secondary Leadership Jacob Perry, Assistant Superintendent of Learning Stephanie Heimbuch, Assistant Superintendent of Elementary Leadership Rusty East, Chief Financial Officer Ryan Kahlden, Assistant Superintendent of Human Resources Theresa Burkhalter, and Director of Student Services Sean Cagle, as well as other administrators, were also present.

Simpson Elementary students Malone & Keegan Seale, and Coleman Junior High student Hudson Seale led the audience in the pledges to the Texas and US flags.

No one spoke in open forum.

The Board entered closed session at 5:02 pm and reconvened to open session at 7:06 pm.

**ACTION ITEMS:**

- A. Regarding the Level Three hearing in closed session- Trustee Debbie Timmermann motioned to uphold the Administrator decision from the Level Two grievance and to deny the requested remedies and to place Special Education and 504 compliance on a future Board Meeting agenda. Trustee Kim Kriegel seconded, and it passed 7-0.
- B. Trustee Adrian Cooper motioned to approve the hiring of Lawrence Williams as the WHS Boys Coordinator/Head Football Coach. Trustee Judd McCutchen seconded, and it passed 7-0

**REPORT ITEMS:**

- A. Superintendent Rebecca McCutchen presented the Trustees with her Superintendent report which highlighted the current enrollment numbers, important upcoming dates for Spring 2026, TIA (Teacher Incentive Allotment) data getting approved for the district, and the recent student recognition ceremony.
- B. WISD Project Manager, Stephen Mott, gave an update on 2023 bond projects.
- C. Chief Financial Officer, Ryan Kahlden, gave a quarterly demographic update.

**INFORMATIONAL ITEMS:**

- A. Monthly update on the maintenance department's work orders.
- B. Monthly update regarding monthly student attendance, student discipline, student drug offenses, and drug prevention measures.
- C. Human Resources department overview of resignations, retirements, and new hires in the past month.

## CONSENT ITEMS:

Trustee Judd McCutchen made a motion to approve Consent Agenda Items A-Z. Trustee Kim Kriegel seconded, and the motion passed 7-0. Those items were:

- A. Minutes from previous meetings.
- B. Monthly bid reports, purchase offers requiring board approval, and proposed budget amendments.
- C. Monthly financial reports that include monthly bid reports, purchase orders requiring board approval, and proposed budget amendments.
- D. Appointment of two school marshals who have been certified as eligible by the Texas Commission on Law Enforcement.
- E. Approval of a new marquee at Coleman Junior High.
- F. Approval of a new marquee at Howard Junior High.
- G. Approval of removing and replacing the existing tile in the main hallways at Finley Junior High.
- H. Approval of a full install of HVAC at Coleman Jr. High weight room side of the field house.
- I. Approval the removal of VCT & carpet with the installation of LVT at Howard Jr High.
- J. Approval of Turner Pre-K building door handle project.
- K. Approval of Howard Jr. High interior door handle project.
- L. Approval of all interior doors in Finley Jr. High.
- M. Approval of the Evelyn Coleman building exterior door project.
- N. Approval of the Finley Jr. High interior door handle project.
- O. Approval of the Dunaway Elementary HVAC unit & duct replacement project.
- P. Approval of the Shackelford Elementary HVAC unit & duct replacement project.
- Q. Approval of the Turner Pre-K playground renovation project.
- R. Approval of the Turner Pre-K door project.
- S. Approval of the Finley Jr. High field house HVAC project.
- T. Approval of school administrators to perform outside work.
- U. Approval of an MOU with iteach for teacher certifications.
- V. Approval of administrator contracts.
- W. Approval of an agreement with Foodservice Design Professionals, LLC.
- X. Approval of granting purchasing authority as part of Secure and Trusted Communications Networks Reimbursement Program.
- Y. Approval of the purchase of science furniture for Global High School.
- Z. Approval of the use of district land for a materials laydown yard to support the construction of Spur 394.

**ACTION ITEMS:**

C. No action was taken on the hiring of the Director of Transportation as it was pulled from the agenda.

D. Trustee Debbie Timmermann motioned to approve TASB Update 126. Trustee Ryan Pitts seconded, and it passed 7-0.

E. Trustee Judd McCutchen made a motion that Waxahachie ISD not adopt a policy requiring every campus of Waxahachie ISD to provide a period of prayer and reading of the Bible or other religious text as provided by Texas Education Code 25.0823. Trustee Debbie Timmermann seconded, and it passed 6-1. The votes were the following:

- President Dusty Autrey-yay
- Vice President Debbie Timmermann-yay
- Secretary Ryan Pitts-nay
- Trustee Kim Kriegel-yay
- Trustee Adrian Cooper-yay
- Trustee Clay Schoolfield-yay
- Trustee Judd McCutchen-yay

F. Trustee Kim Kriegel motioned to approve an election of Board of Trustees-Places 1 & 2 for Waxahachie ISD and approve Marvin Biomedical Academy as an election polling location. Trustee Ryan Pitts seconded, and the motion passed 7-0.

G. Trustee Debbie Timmermann motioned to approve the fiscal year ended August 31, 2025 audit report. Trustee Judd McCutchen seconded, and the motion passed 7-0.

H. Trustee Debbie Timmermann motioned to approve alternative #1 for the fine arts renovations at Finley Jr. High. Trustee Clay Schoolfield seconded, and the motion passed 7-0.

I. Trustee Clay Schoolfield motioned to approve the 2026-2027 WISD academic school calendar. Trustee Adrian Cooper seconded, and the motion passed 7-0.

J. Trustee Kim Kriegel motioned to approve a resolution to pay district staff for the district wide weather closure days in January 2026. Trustee Debbie Timmermann seconded, and the motion passed 7-0.

Trustee Kim Kriegel made a motion to adjourn. Seconded Adrian Cooper, and the motion passed 7-0. The meeting adjourned at 8:25 pm.

---

Dusty Autrey, President

---

Ryan Pitts, Secretary

---

Date

**Minutes February 24, 2026**  
**Board of Trustees Called Meeting**  
**Waxahachie Independent School District**

---

The Board of Trustees of the Waxahachie Independent School District met on February 24, 2026, in the WISD Board room. President Dusty Autrey called the meeting to order at 7:30 am. Trustees Debbie Timmermann, Kim Kriegel, Judd McCutchen, and Clay Schoolfield were present in person. WISD Superintendent Rebecca McCutchen, Assistant Superintendent of Learning Stephanie Heimbuch, Assistant Superintendent of Elementary Leadership Rusty East, Chief Financial Officer Ryan Kahlden, and Director of Student Services Sean Cagle, as well as other administrators, were also present.

No one spoke in open forum.

The Board never entered into closed session.

**ACTION ITEM:**

- A. Trustee Debbie Timmermann made a motion to name Kathy Rodrigue, Ellis County Appraisal District Chief Appraiser, as agent for Waxahachie ISD for purposes of filing a self-appeal related to 2025 Property Value Study values received from the Texas Comptroller's Office. Trustee Judd McCutchen seconded, and it passed 5-0.

Trustee Kim Kriegel made a motion to adjourn. Clay Schoolfield seconded, and the motion passed 5-0. The meeting adjourned at 7:31 am.

---

Dusty Autrey, President

---

Ryan Pitts, Secretary

---

Date

**Waxahachie Independent School District  
BOARD OF TRUSTEES**

**Date:** March 23, 2026      **Presented By:** Ryan Kahlden

**Subject:** Purchase Orders over \$50,000 and Budget Revision      **Related Page(s)** 4

**Consent  
Agenda Item**

**EXECUTIVE SUMMARY:**

Purchase orders over \$50,000 and Budget Revision requiring Board approval.

**ATTACHMENTS:**

Reports detailing purchase orders over \$50,000 and Budget Revision.

BOARD PRIORITY GOALS		
	<b>Priority #1</b>	<b>Student Growth</b>
	<b>Priority #2</b>	<b>Honor and Support Staff</b>
	<b>Priority #3</b>	<b>Community and Stakeholder Relationships</b>
X	<b>Priority #4</b>	<b>Financial Integrity</b>

**RECOMMENDATION:**

Administration recommends that purchase orders over \$50,000 and budget revision be approved as presented.

COPIES  
 WHITE VENDOR  
 YELLOW RECEIVING

INVOICE TO:  
 WAXAHACHIE ISD  
 411 N. GIBSON STREET  
 WAXAHACHIE, TX 75165  
 EIN: 75-6002723  
 PHONE: 972-923-4631  
 FAX NBR: 972-923-4658

REQ. NUMBER: 9370026098  
 VENDOR KEY : DAIRY FA000  
 PAGE NUMBER: 1  
 REQ. DATE : 02/19/2026  
 SHIP DATE : 02/19/2026  
 SHIP VIA : Best Way  
 FISCAL YEAR: 2025-2026  
 ENTERED BY : HODGEMAR000

PRINTED 02/19/2026 EMAIL: ACCOUNTSPAYABLE@WISD.ORG

COMPANY:  
 DAIRY FARMERS OF AMERICA, INC.  
 PO BOX 676010  
 DALLAS, TX 75267-6010

DELIVER TO:  
 WISD CHILD NUTRITION  
 631 SOLON RD  
 WAXAHACHIE, TX 75165

ATTN: Mary Hodge

QUANT.	UNIT OF MEASURE	DESCRIPTION	UNIT COST	TOTAL COST
1	EACH	Milk Deliveries to all district cafeterias	192000.00000	192000.00
		Region 10 Vendor		

#####  
 #  
 # This is a Requisition and not an official Purchase Order. #  
 # The District is not financially responsible for #  
 # the unauthorized purchases made with a Requisition. #  
 #####

=====

P.O.: 9370026098 ACCOUNT SUMMARY (FOR INTERNAL USE)	VENDOR KEY : DAIRY FA000
ACCOUNT	AMOUNT
701 E 35 6341 00 937 0 99 000	192,000.00

COPIES  
 WHITE VENDOR  
 YELLOW RECEIVING

INVOICE TO:  
 WAXAHACHIE ISD  
 411 N. GIBSON STREET  
 WAXAHACHIE, TX 75165  
 EIN: 75-6002723  
 PHONE: 972-923-4631  
 FAX NBR: 972-923-4658

REQ. NUMBER: 8620026138  
 VENDOR KEY : BARNE& N001  
 PAGE NUMBER: 1  
 REQ. DATE : 02/27/2026  
 SHIP DATE : 02/27/2026  
 FISCAL YEAR: 2025-2026  
 ENTERED BY : ECHOLPAI000

PRINTED 03/02/2026 EMAIL: ACCOUNTSPAYABLE@WISD.ORG

COMPANY:	DELIVER TO:
BARNES & NOBLE	WISD MAINTENANCE WAREHOUSE
PO BOX 930455	631 SOLON RD
ATLANTA, GA 31193-0455	WAXAHACHIE, TX 75165
	ATTN: CHRISTI K - TLI

QUANT.	UNIT OF MEASURE	DESCRIPTION	UNIT COST	TOTAL COST
		SUPPLEMENTAL INSTRUCTIONAL MATERIALS		
548	EACH	9781483874593 SBA BACKPACK GRADES 3-4	27.97000	15327.56
466	EACH	9781483874579 SBA BACKPACK GRADES 1-2	27.97000	13034.02
73	EACH	9781483874647 SBA BACKPACK GRADES 1-2 SPANISH	27.97000	2041.81
69	EACH	9781483874654 SBA BACKPACK GRADES 2-3 SPANISH	27.97000	1929.93
74	EACH	9781483874630 SBA BACKPACK GRADES K-1 SPANISH	27.97000	2069.78
464	EACH	9781483874586 SBA BACKPACK GRADES 2-3	27.97000	12978.08
564	EACH	9781483874609 SBA BACKPACK GRADES 4-5 SPANISH	27.97000	15775.08
620	EACH	9781483874616 SBA BACKPACK GRADES 5-6 SPANISH	27.97000	17341.40
447	EACH	9781483874562 SBA BACKPACK GRADES K-1 SPANISH	27.97000	12502.59
		VENDOR APPROVED - REGION 18 # 5163168903		
		DIP: 4.1.12		

SUB TOTAL 93,000.25

COPIES  
WHITE VENDOR  
YELLOW RECEIVING

INVOICE TO:  
WAXAHACHIE ISD  
411 N. GIBSON STREET  
WAXAHACHIE, TX 75165  
EIN: 75-6002723  
PHONE: 972-923-4631  
FAX NBR: 972-923-4658

REQ. NUMBER: 8620026138  
VENDOR KEY : BARNE& N001  
PAGE NUMBER: 2  
REQ. DATE : 02/27/2026  
SHIP DATE : 02/27/2026  
FISCAL YEAR: 2025-2026  
ENTERED BY : ECHOLPAI000

PRINTED 03/02/2026 EMAIL: ACCOUNTSPAYABLE@WISD.ORG

COMPANY:	DELIVER TO:
BARNES & NOBLE	WISD MAINTENANCE WAREHOUSE
PO BOX 930455	631 SOLON RD
ATLANTA, GA 31193-0455	WAXAHACHIE, TX 75165
	ATTN: CHRISTI K - TLI

QUANT.	UNIT OF MEASURE	DESCRIPTION	UNIT COST	TOTAL COST
		WISD CONTACT: CHRISTI KUBIN 9729234727		
		TOTAL		93,000.25

#####  
#  
# This is a Requisition and not an official Purchase Order. #  
# The District is not financially responsible for #  
# the unauthorized purchases made with a Requisition. #  
#####

=====  
P.O.: 8620026138 ACCOUNT SUMMARY (FOR INTERNAL USE) VENDOR KEY : BARNE& N001  
ACCOUNT AMOUNT  
211 E 11 6395 00 999 6 30 000 93,000.25

Waxahachie ISD 2025-26 Proposed Budget Amendments for March 2026

	Adopted Gen. Fund 1XXX	Amended Gen. Fund 1XXX	Proposed Budget Amendments- Increases Gen. Fund 1XXX	Proposed Budget Amendments- (Decreases) Gen. Fund 1XXX	Proposed Revised Budget Gen. Fund 1XXX	Explanation
<b>REVENUES</b>						
5700 LOCAL & INTER. SOURCE REVENUE	65,914,500	65,942,171			65,942,171	
5800 STATE PROGRAM REVENUES	62,459,362	62,459,362			62,459,362	
5900 FEDERAL REVENUES	100,000	100,000	19,766		119,766	Additional Perkins Funding Received for CTE. To be placed in Function 11
7900 OTHER RESOURCES					-	
<b>TOTAL REVENUES</b>	<b>128,473,862</b>	<b>128,501,533</b>			<b>128,521,299</b>	
11 INSTRUCTIONAL RESOURCES & MEDIA SER	75,701,782	75,814,180	19,766		75,833,946	Additional Perkins Funding Received for CTE.
12 INSTRUCTIONAL RESOURCES & MEDIA SER	1,333,636	1,333,636			1,333,636	
13 CURRICULUM & INSTRUCTIONAL STAFF DEV.	1,888,070	1,889,651			1,889,651	
21 INSTRUCTIONAL LEADERSHIP	3,285,172	32,830,976			32,830,976	
23 SCHOOL ADMINISTRATION	6,842,850	6,842,850			6,842,850	
31 GUIDANCE AND COUNSELING SERVICES	3,886,926	3,886,926			3,886,926	
32 SOCIAL WORK SERVICES	83,394	83,394			83,394	
33 HEALTH SERVICES	1,625,365	1,625,365			1,625,365	
34 STUDENT (PUPIL) TRANSPORTATION	4,941,783	4,967,873			4,967,873	
35 FOOD SERVICES					-	
36 COCURRICULAR/EXTRACURRICULAR ACTIV.	5,002,704	4,980,104			4,980,104	
41 GENERAL ADMINISTRATION	3,316,723	3,316,723			3,316,723	
51 PLANT MAINTENANCE AND OPERATION	13,334,587	13,334,587			13,334,587	
52 SECURITY & MONITORING SERVICES	2,566,319	2,866,319			2,866,319	
53 DATA PROCESSING SERVICES	2,171,124	2,171,124			2,171,124	
61 COMMUNITY SERVICES	264,202	264,202			264,202	
91 CONT. INST. SVCE/PUBL	820,000	820,000			820,000	
81 FACILITIES	300,000	300,000			300,000	
95 JJAEP	60,000	60,000			60,000	
99 OTHER GOVERNMENTS	925,000	925,000			925,000	
<b>TOTAL APPROPRIATIONS</b>	<b>128,349,637</b>	<b>158,312,910</b>	<b>19,766</b>		<b>158,332,676</b>	
<b>Approved by Board:</b>	<b>Yes</b>	<b>No</b>	<b>Date:</b>		<b>Signed:</b>	

**Waxahachie Independent School District  
BOARD OF TRUSTEES**

**Date:** March 23, 2026      **Presented By:** Ryan Kahlden

**Subject:** Monthly financial reports for January 2026      **Related Page(s)** 21

**Consent  
Agenda Item**

**EXECUTIVE SUMMARY:**

Monthly financial reports from January 2026 include cash position, revenue reports, budget summary, and tax collection reports.

**ATTACHMENTS:**

21 pages of January 2026 monthly financial reports.

		<b>BOARD PRIORITY GOALS</b>
	<b>Priority #1</b>	<b>Student Growth</b>
	<b>Priority #2</b>	<b>Honor and Support Staff</b>
	<b>Priority #3</b>	<b>Community and Stakeholder Relationships</b>
X	<b>Priority #4</b>	<b>Financial Integrity</b>

**RECOMMENDATION:**

Administration recommends that the monthly financial reports for January 2026 be approved as presented.

**GENERAL OPERATING  
CASH POSITION  
AS OF JANUARY 2026**

Actual Invested Funds:	\$58,054,856.15
Actual Cash Balance:	<u>\$ 1,848,551.39</u>

**Total Cash Balance (Jan. 2026):** **\$59,903,407.54**

Estimated February 26 Tax Revenue:	\$ 13,750,000.00
Estimated February 26 State/Other Revenue:	\$ 1,965,040.00
Estimated February 26 Payroll Expenses:	\$ - 8,425,000.00
Estimated February 26 A/P Expenses:	<u>\$ - 2,275,900.00</u>
<b>Projected Cash Balance end (February 2026):</b>	<b>\$64,917,547.54</b>

There are no anticipated cash flow problems for the District.

**GENERAL OPERATING REVENUE AND EXPENSE PROJECTIONS 2025-26**

Projected 2025-26 Cashflow

	September	October	November	December	January	February	March	April	May	June	July	August	TOTALS
Beginning Balance	\$ 37,785,696	\$ 38,273,778	\$ 38,171,718	\$ 35,221,985	\$ 52,752,347	\$ 59,903,408	\$ 64,917,548	\$ 58,551,448	\$ 52,385,229	\$ 43,777,829	\$ 38,648,179	\$ 35,596,279	
Local Tax Revenue	\$ 543,167	\$ 147,917	\$ 298,430	\$ 27,553,665	\$ 16,527,629	\$ 13,750,000	\$ 2,750,000	\$ 625,900	\$ 195,800	\$ 250,400	\$ 233,000	\$ 107,400	\$ 62,983,308
State/Other Revenue	\$ 13,407,914	\$ 10,941,682	\$ 7,247,398	\$ 760,294	\$ 1,367,999	\$ 1,965,040	\$ 1,799,600	\$ 4,199,181	\$ 2,175,300	\$ 5,675,750	\$ 7,500,900	\$ 8,475,250	\$ 65,516,307
Payroll Expenses	\$ (8,578,034)	\$ (8,447,663)	\$ (8,452,859)	\$ (8,855,583)	\$ (8,509,274)	\$ (8,425,000)	\$ (8,675,000)	\$ (8,595,000)	\$ (8,698,000)	\$ (8,790,000)	\$ (8,575,000)	\$ (8,505,000)	\$ (103,106,412)
Accounts Payable	\$ (4,884,965)	\$ (2,743,997)	\$ (2,042,702)	\$ (1,928,014)	\$ (2,235,293)	\$ (2,275,900)	\$ (2,240,700)	\$ (2,396,300)	\$ (2,280,500)	\$ (2,265,800)	\$ (2,250,800)	\$ (2,575,000)	\$ (30,119,972)
Ending Balance	\$ 38,273,778	\$ 38,171,718	\$ 35,221,985	\$ 52,752,347	\$ 59,903,408	\$ 64,917,548	\$ 58,551,448	\$ 52,385,229	\$ 43,777,829	\$ 38,648,179	\$ 35,596,279	\$ 33,058,929	\$ (133,226,384)

**GENERAL OPERATING REVENUE AND EXPENSE PROJECTIONS 2025-26**

(original projections)

Projected 2025-26 Cashflow

	September	October	November	December	January	February	March	April	May	June	July	August	TOTALS
Beginning Balance	\$ 37,785,696	\$ 38,273,778	\$ 36,767,579	\$ 35,105,667	\$ 47,528,277	\$ 66,407,727	\$ 67,496,867	\$ 60,030,767	\$ 53,614,448	\$ 45,007,048	\$ 39,877,398	\$ 36,785,498	
Local Tax Revenue	\$ 543,167	\$ 175,400	\$ 2,575,000	\$ 20,640,000	\$ 26,940,000	\$ 9,825,000	\$ 1,650,000	\$ 375,800	\$ 195,800	\$ 250,400	\$ 233,000	\$ 107,400	\$ 63,510,967
State/Other Revenue	\$ 13,407,914	\$ 11,054,301	\$ 6,288,388	\$ 2,533,000	\$ 2,740,300	\$ 1,965,040	\$ 1,799,600	\$ 4,199,181	\$ 2,175,300	\$ 5,675,750	\$ 7,500,900	\$ 8,475,250	\$ 67,814,924
Payroll Expenses	\$ (8,578,034)	\$ (8,550,000)	\$ (8,450,000)	\$ (8,650,000)	\$ (8,625,000)	\$ (8,425,000)	\$ (8,675,000)	\$ (8,595,000)	\$ (8,698,000)	\$ (8,790,000)	\$ (8,575,000)	\$ (8,505,000)	\$ (103,116,034)
Accounts Payable	\$ (4,884,965)	\$ (2,185,900)	\$ (2,075,300)	\$ (2,100,390)	\$ (2,175,850)	\$ (2,275,900)	\$ (2,240,700)	\$ (2,396,300)	\$ (2,280,500)	\$ (2,265,800)	\$ (2,250,800)	\$ (2,575,000)	\$ (29,707,405)
Ending Balance	\$ 38,273,778	\$ 38,767,579	\$ 35,105,667	\$ 47,528,277	\$ 66,407,727	\$ 67,496,867	\$ 60,030,767	\$ 53,614,448	\$ 45,007,048	\$ 39,877,398	\$ 36,785,498	\$ 34,288,148	\$ (132,823,439)

Projections based on these assumptions:

The beginning balance is based on the 8/31/25 cash balance of \$1,269,585 plus the actual invested balance of \$36,516,111.

Tax revenue is based on total taxes budgeted for 25-26 and divided per month based on 24-25 collections. Tax revenue includes General Operating only - not I&S, and includes budgeted amount for current, delinquent and penalties.

State/Other revenue based on budgeted revenue for General Operating and Federal/State Special Programs. These projections do not include Child Nutrition, Lighthouse for Learning, Child Care Center, Student Activity Campus Activity, Interest and Sinking or Capital Projects - which all have separate bank accounts.

Payroll expenses are based on September's actual payroll expense and certain fluctuations anticipated throughout the 25-26 year - including substitutes and retiree payoffs.

Accounts payable amounts for September are actual. October through August are projected amounts. These projections only include General Operating and Federal/State Special Programs.

WAXAHACHIE INDEPENDENT SCHOOL DISTRICT  
CASH POSITION  
FOR THE PERIOD ENDED  
JANUARY 2026

	<u>12/31/25</u>	<u>LOCAL MAIN.</u>	<u>I &amp; S</u>	<u>OSCB ESCROW</u>	<u>CAPITAL</u>	<u>ENTERPRISE</u>	<u>TOTAL</u>
Beginning Balances	12/31/25	\$ 1,521,396.82	\$ 1,050,823.05	\$ -	\$ 978,279.34	\$ 6,688,303.11	\$ 10,238,802.32
Add: Deposits		\$ 11,071,721.14	\$ 421,991.57	\$ -	\$ 1,913,416.10	\$ 332,483.81	\$ 13,739,612.62
Less: Disbursements		\$ (10,744,566.57)	\$ -	\$ -	\$ (1,913,269.88)	\$ -267,906.83	\$ (12,925,743.28)
Ending Balances	01/31/26	\$ 1,848,551.39	\$ 1,472,814.62	\$ -	\$ 978,425.56	\$ 6,752,880.09	\$ 11,052,671.66
Add: Investments		\$ 58,054,856.15	\$ 44,425,878.12	\$ 2,933,067.69	\$ 271,131,051.29	\$ 0.00	\$ 376,544,853.25
<b>TOTALS</b>		<b>\$ 59,903,407.54</b>	<b>\$ 45,898,692.74</b>	<b>\$ 2,933,067.69</b>	<b>\$ 272,109,476.85</b>	<b>\$ 6,752,880.09</b>	<b>\$ 387,597,524.91</b>

**PERCENTAGE OF CURRENT YEAR REVENUES**  
General Operating and Interest & Sinking

	<u>Total Levy</u> <u>(Budgeted)</u>	<u>1/31/2026</u>	<u>Percentage</u>
<b>2024-25 Tax Collections</b>			
Current	\$ 105,450,530	77,664,296.43	73.65%
Prior Yr. Delinquent	\$ 390,000	185,062.54	47.45%
Penalties	\$ 330,000	116,734.84	35.37%
<b>2025-26 Tax Collections</b>			
Current	\$ 97,926,672	69,201,514.26	70.67%
Prior Yr. Delinquent	\$ 390,000	239,639.28	61.45%
Penalties	\$ 330,000	164,972.11	49.99%
<b>2024-25 Other Revenue</b>	\$ 60,088,933	36,814,073.00	61.27%
<b>2025-26 Other Revenue</b>	\$ 70,672,643	77,500,763.22	109.66%
		*	
<b>2024-25 Total Revenue</b>	\$ 166,259,463	114,780,167.21	69.04%
<b>2025-26 Total Revenue</b>	\$ 169,319,315	147,106,888.87	86.88%

WAXAHACHIE INDEPENDENT SCHOOL DISTRICT INVESTMENT PORTFOLIO

DATE	FUND	TYPE	DESCRIPTION	PURAMT.	MATURITY	TOTAL INVESTED DAYS	RATE	YIELD	COST	PROJ. INT.	PAR
1/1/2026	G/O	POOL	TASB LONE STAR	\$45,538,725.77	1/31/2026	31	3.697	3.697	\$45,538,725.77	\$142,976.25	\$45,681,702.02
1/1/2026	G/O	POOL	TEX-POOL	\$5,692,224.26	1/31/2026	31	3.827	3.827	\$5,692,224.26	\$18,501.60	\$5,710,725.86
1/6/2026	G/O	POOL	TASB LONE STAR	-\$308,231.09	WITHDRAWAL	31			-\$308,231.09	\$0.00	-\$308,231.09
1/7/2026	G/O	POOL	TASB LONE STAR	\$629,670.77	1/31/2026	24	3.697	3.697	\$629,670.77	\$1,530.55	\$631,201.32
1/8/2026	G/O	POOL	TASB LONE STAR	\$46,400.00	1/31/2026	23	3.697	3.697	\$46,400.00	\$108.09	\$46,508.09
1/8/2026	G/O	POOL	TASB LONE STAR	\$588,825.60	1/31/2026	23	3.697	3.697	\$588,825.60	\$1,371.63	\$590,197.23
1/9/2026	G/O	POOL	TASB LONE STAR	-\$523,057.31	WITHDRAWAL	23			-\$523,057.31	\$0.00	-\$523,057.31
1/9/2026	G/O	POOL	TASB LONE STAR	\$333,887.50	1/31/2026	21	3.697	3.697	\$333,887.50	\$710.13	\$334,597.63
1/9/2026	G/O	POOL	TASB LONE STAR	\$425,844.96	1/31/2026	21	3.697	3.697	\$425,844.96	\$905.72	\$426,750.68
1/12/2026	G/O	POOL	TASB LONE STAR	\$366,190.02	1/31/2026	19	3.697	3.697	\$366,190.02	\$704.66	\$366,894.68
1/12/2026	G/O	POOL	TASB LONE STAR	-\$450,954.27	WITHDRAWAL	19			-\$450,954.27	\$0.00	-\$450,954.27
1/13/2026	G/O	POOL	TASB LONE STAR	\$389,644.11	1/31/2026	18	3.697	3.697	\$389,644.11	\$710.33	\$390,354.44
1/13/2026	G/O	POOL	TASB LONE STAR	-\$493,235.67	WITHDRAWAL	18			-\$493,235.67	\$0.00	-\$493,235.67
1/14/2026	G/O	POOL	TASB LONE STAR	\$482,648.55	1/31/2026	17	3.697	3.697	\$482,648.55	\$617.68	\$482,648.55
1/14/2026	G/O	POOL	TASB LONE STAR	-\$601.64	WITHDRAWAL	17			-\$601.64	\$0.00	-\$601.64
1/15/2026	G/O	POOL	TASB LONE STAR	\$514,607.14	1/31/2026	16	3.697	3.697	\$514,607.14	\$833.91	\$515,441.05
1/16/2026	G/O	POOL	TASB LONE STAR	-\$275,915.11	WITHDRAWAL	16			-\$275,915.11	\$0.00	-\$275,915.11
1/16/2026	G/O	POOL	TASB LONE STAR	\$767,186.75	1/31/2026	15	3.697	3.697	\$767,186.75	\$1,165.50	\$768,352.25
1/20/2026	G/O	POOL	TASB LONE STAR	\$191,231.74	1/31/2026	11	3.697	3.697	\$191,231.74	\$213.05	\$191,444.79
1/21/2026	G/O	POOL	TASB LONE STAR	\$636,266.06	1/31/2026	10	3.697	3.697	\$636,266.06	\$644.41	\$636,910.47
1/22/2026	G/O	POOL	TASB LONE STAR	-\$7,554,703.24	WITHDRAWAL	10			-\$7,554,703.24	\$0.00	-\$7,554,703.24
1/22/2026	G/O	POOL	TASB LONE STAR	-\$333,887.50	WITHDRAWAL	9			-\$333,887.50	\$0.00	-\$333,887.50
1/23/2026	G/O	POOL	TASB LONE STAR	\$582,057.12	1/31/2026	9	3.697	3.697	\$582,057.12	\$530.55	\$582,587.67
1/23/2026	G/O	POOL	TASB LONE STAR	-\$195,991.28	WITHDRAWAL	9			-\$195,991.28	\$0.00	-\$195,991.28
1/23/2026	G/O	POOL	TASB LONE STAR	\$170,878.00	1/31/2026	8	3.697	3.697	\$170,878.00	\$138.45	\$171,016.45
1/23/2026	G/O	POOL	TASB LONE STAR	\$1,466,680.52	1/31/2026	8	3.697	3.697	\$1,466,680.52	\$1,188.36	\$1,467,868.88
1/26/2026	G/O	POOL	TASB LONE STAR	\$4,678.80	1/31/2026	5	3.697	3.697	\$4,678.80	\$2.37	\$4,681.17
1/26/2026	G/O	POOL	TASB LONE STAR	\$22,042.94	1/31/2026	5	3.697	3.697	\$22,042.94	\$11.16	\$22,054.10
1/26/2026	G/O	POOL	TASB LONE STAR	\$52,956.65	1/31/2026	5	3.697	3.697	\$52,956.65	\$26.82	\$52,983.47
1/26/2026	G/O	POOL	TASB LONE STAR	\$109,086.43	1/31/2026	5	3.697	3.697	\$109,086.43	\$55.24	\$109,141.67
1/26/2026	G/O	POOL	TASB LONE STAR	\$123,543.39	1/31/2026	5	3.697	3.697	\$123,543.39	\$62.56	\$123,605.95
1/26/2026	G/O	POOL	TASB LONE STAR	\$197,096.00	1/31/2026	5	3.697	3.697	\$197,096.00	\$99.81	\$197,195.81
1/26/2026	G/O	POOL	TASB LONE STAR	\$293,548.05	1/31/2026	5	3.697	3.697	\$293,548.05	\$148.65	\$293,696.70
1/27/2026	G/O	POOL	TASB LONE STAR	\$3,936.00	1/31/2026	4	3.697	3.697	\$3,936.00	\$1.59	\$3,937.59
1/27/2026	G/O	POOL	TASB LONE STAR	\$5,618.40	1/31/2026	4	3.697	3.697	\$5,618.40	\$2.28	\$5,620.68
1/28/2026	G/O	POOL	TASB LONE STAR	\$666,890.71	1/31/2026	3	3.697	3.697	\$666,890.71	\$202.63	\$667,093.34
1/29/2026	G/O	POOL	TASB LONE STAR	-\$473,578.52	WITHDRAWAL	3			-\$473,578.52	\$0.00	-\$473,578.52
1/29/2026	G/O	POOL	TASB LONE STAR	\$1,763.10	1/31/2026	2	3.697	3.697	\$1,763.10	\$0.26	\$1,763.46
1/29/2026	G/O	POOL	TASB LONE STAR	\$1,601,366.98	1/31/2026	2	3.697	3.697	\$1,601,366.98	\$324.37	\$1,601,691.35
1/30/2026	G/O	POOL	TASB LONE STAR	-\$158,679.79	WITHDRAWAL	2			-\$158,679.79	\$0.00	-\$158,679.79
1/30/2026	G/O	POOL	TASB LONE STAR	\$157,729.45	INTEREST	1	3.697	3.697	\$157,729.45	\$0.00	\$157,729.45
1/30/2026	G/O	POOL	TASB LONE STAR	\$2,455,185.46	1/31/2026	1	3.697	3.697	\$2,455,185.46	\$248.66	\$2,455,434.12
1/27/2026	G/O	POOL	TASB LONE STAR	\$436,409.82	IN TRANSIT				\$436,409.82	\$0.00	\$436,409.82

\*\*Pool interest calculated on a per month basis using month end balance.

WAXAHACHIE INDEPENDENT SCHOOL DISTRICT INVESTMENT PORTFOLIO

DATE	FUND	TYPE	DESCRIPTION	PUR.AMT.	MATURITY	TOTAL INVESTED DAYS	RATE	YIELD	COST	PROJ. INT.	PAR
1/28/2026	G/O	POOL	TASB LONE STAR	\$ 893,461.82	IN TRANSIT				\$ 893,461.82	\$0.00	\$893,461.82
1/29/2026	G/O	POOL	TASB LONE STAR	\$ 2,135,364.79	IN TRANSIT				\$ 2,135,364.79	\$0.00	\$2,135,364.79
1/30/2026	G/O	POOL	TASB LONE STAR	\$ 1,421,991.99	IN TRANSIT				\$ 1,421,991.99	\$0.00	\$1,421,991.99
1/31/2026	G/O	POOL	TEX-POOL	\$ 17,935.18	INTEREST				\$ 17,935.18	\$0.00	\$17,935.18
			SUB-TOTAL:	\$58,054,856.15					\$58,054,856.15		\$58,228,906.35
1/1/2026	I&S	POOL	TASB-LONE STAR	\$35,293,521.88	1/31/2026	31	3.854	3.854	\$35,293,521.88	\$115,533.88	\$35,409,055.76
1/7/2026	I&S	POOL	TASB-LONE STAR	\$ 344,237.98	1/31/2026	24	3.854	3.854	\$ 344,237.98	\$872.41	\$345,110.39
1/8/2026	I&S	POOL	TASB-LONE STAR	\$ 321,674.34	1/31/2026	23	3.854	3.854	\$ 321,674.34	\$781.26	\$322,455.60
1/9/2026	I&S	POOL	TASB-LONE STAR	\$ 232,773.79	1/31/2026	22	3.854	3.854	\$ 232,773.79	\$540.77	\$233,314.56
1/12/2026	I&S	POOL	TASB-LONE STAR	\$ 200,222.50	1/31/2026	19	3.854	3.854	\$ 200,222.50	\$401.72	\$200,624.22
1/13/2026	I&S	POOL	TASB-LONE STAR	\$ 212,977.75	1/31/2026	18	3.854	3.854	\$ 212,977.75	\$404.82	\$213,382.57
1/14/2026	I&S	POOL	TASB-LONE STAR	\$ 196,122.20	1/31/2026	17	3.854	3.854	\$ 196,122.20	\$352.07	\$196,474.27
1/15/2026	I&S	POOL	TASB-LONE STAR	\$ 281,300.58	1/31/2026	16	3.854	3.854	\$ 281,300.58	\$475.27	\$281,775.85
1/16/2026	I&S	POOL	TASB-LONE STAR	\$ 417,209.67	1/31/2026	15	3.854	3.854	\$ 417,209.67	\$660.84	\$417,870.51
1/20/2026	I&S	POOL	TASB-LONE STAR	\$ 104,498.14	1/31/2026	11	3.854	3.854	\$ 104,498.14	\$121.38	\$104,619.52
1/21/2026	I&S	POOL	TASB-LONE STAR	\$ 347,877.09	1/31/2026	10	3.854	3.854	\$ 347,877.09	\$367.35	\$348,244.44
1/22/2026	I&S	POOL	TASB-LONE STAR	\$ 318,237.43	1/31/2026	9	3.854	3.854	\$ 318,237.43	\$302.45	\$318,539.88
1/23/2026	I&S	POOL	TASB-LONE STAR	\$ 801,897.91	1/31/2026	8	3.854	3.854	\$ 801,897.91	\$677.43	\$802,575.34
1/28/2026	I&S	POOL	TASB-LONE STAR	\$ 364,625.22	1/31/2026	3	3.854	3.854	\$ 364,625.22	\$115.51	\$364,740.73
1/29/2026	I&S	POOL	TASB-LONE STAR	\$ 875,309.59	1/31/2026	2	3.854	3.854	\$ 875,309.59	\$184.86	\$875,494.45
1/30/2026	I&S	POOL	TASB-LONE STAR	\$1,342,347.69	1/31/2026	1	3.854	3.854	\$1,342,347.69	\$141.75	\$1,342,489.44
1/30/2026	I&S	POOL	TASB-LONE STAR	\$99,430.39	INTEREST				\$99,430.39		\$99,430.39
1/2/2026	I&S	POOL	TASB-LONE STAR	\$238,548.23	IN TRANSIT				\$238,548.23		\$238,548.23
1/5/2026	I&S	POOL	TASB-LONE STAR	\$488,500.12	IN TRANSIT				\$488,500.12		\$488,500.12
1/6/2026	I&S	POOL	TASB-LONE STAR	\$1,167,013.65	IN TRANSIT				\$1,167,013.65		\$1,167,013.65
			TASB-LONE STAR	\$777,549.33	IN TRANSIT				\$777,549.33		\$777,549.33
			SUB-TOTAL:	\$44,425,878.12					\$44,425,878.12		\$44,547,811.88
1/1/2026	QSCB	POOL	TASB-LONE STAR	\$2,754,249.76	1/31/2026	31	3.697	3.697	\$2,754,249.76	\$8,647.42	\$2,762,897.18
1/22/2026	QSCB	POOL	TASB-LONE STAR	\$170,000.00	1/31/2026	9	3.697	3.697	\$170,000.00	\$154.96	\$170,154.96
1/30/2026	QSCB	POOL	TASB-LONE STAR	\$8,817.93	INTEREST				\$8,817.93	\$0.00	\$8,817.93
			SUB-TOTAL:	\$2,933,067.69					\$2,933,067.69		\$2,941,870.06
1/1/2026	CAP PROJ	POOL/BANK	COMBINED	\$272,189,641.70	1/31/2026	31	3.840	3.840	\$283,230,746.99	\$687,711.09	\$284,118,458.08
1/9/2026	CAP PROJ	POOL/BANK	TEX-POOL	-\$108,826.31	WITHDRAWAL				-\$237,643.72	\$0.00	-\$237,643.72
1/13/2026	CAP PROJ	POOL/BANK	TEX-POOL	-\$1,168,713.54	WITHDRAWAL				-\$173,792.89	\$0.00	-\$173,792.89
1/30/2026	CAP PROJ	POOL/BANK	TEX-POOL	\$55,003.36	INTEREST				\$59,738.74	\$0.00	\$59,738.74
1/9/2026	CAP PROJ	POOL/BANK	TASB-LONE STAR	-\$57,432.88	WITHDRAWAL				-\$7,153,600.82	\$0.00	-\$7,153,600.82
1/16/2026	CAP PROJ	POOL/BANK	TASB-LONE STAR	-\$45,459.32	WITHDRAWAL				-\$3,574,052.73	\$0.00	-\$3,574,052.73
1/30/2026	CAP PROJ	POOL/BANK	TASB-LONE STAR	\$691,492.27	INTEREST				\$725,194.80	\$0.00	\$725,194.80

\*\*Pool interest calculated on a per month basis using month end balance.

WAXAHACHIE INDEPENDENT SCHOOL DISTRICT INVESTMENT PORTFOLIO

DATE	FUND	TYPE	DESCRIPTION	PUR.AMT.	MATURITY	TOTAL INVESTED DAYS	RATE	YIELD	COST	PROJ. INT.	PAR
1/9/2026	CAP PROJ	POOLBANK	FFB	-\$470,485.97	WITHDRAWAL				-\$4,865.00	\$0.00	-\$4,865.00
1/13/2026	CAP PROJ	POOLBANK	FFB	-\$17,662.00	WITHDRAWAL				-\$792,138.24	\$0.00	-\$792,138.24
1/16/2026	CAP PROJ	POOLBANK	FFB	-\$20,355.24	WITHDRAWAL					\$0.00	
1/23/2026	CAP PROJ	POOLBANK	FFB	-\$5,350.00	WITHDRAWAL					\$0.00	
1/30/2026	CAP PROJ	POOLBANK	FFB	-\$18,984.62	WITHDRAWAL					\$0.00	
1/30/2026	CAP PROJ	POOLBANK	FFB	\$108,183.84	INTEREST				\$110,054.57	\$0.00	\$110,054.57
			SUB-TOTAL:	\$271,131,051.29					\$272,189,641.70		\$273,077,352.79
			TOTAL INVESTED:	\$376,544,853.25							
			total does not include								
			scholarship investments								
1/1/2026	SCH.	POOL-PLUS	TASB-LONE STAR	\$932,956.00	1/31/2026	31	3.912	3.912	\$932,956.00	\$3,099.77	\$936,055.77
1/30/2026	SCH.	POOL-PLUS	TASB-LONE STAR	\$3,501.08	INTEREST				\$3,501.08		\$3,501.08
			SCHOLARSHIP TOTAL:	\$936,457.08					\$936,457.08		\$939,556.85
<p>HEREBY CERTIFY THAT THIS IS A TRUE AND CORRECT SUMMARY OF THE DISTRICT'S INVESTMENTS AS OF 01/31/2026.  INVESTMENTS REPRESENTED IN THIS REPORT ARE IN COMPLIANCE WITH THE ADOPTED WISD INVESTMENT STRATEGY AND POLICY.</p>											
RYAN KAHLDEN, ASST. SUP. FOR BUSINESS & FINANCE				CINDY S. REED WIEDEMANN, DIRECTOR OF ACCOUNTING							

\*\*Pool interest calculated on a per month basis using month end balance.

FC OBI	2025-26		2025-26		2025-26		2025-26		FYTD %
	FYTD Activity	Encumbered Amount	Original Budget	Revised Budget	Unencumbered Balance				
00 LOCAL/INTER. SOURCES	46,236,201.76	0.00	65,914,500	65,942,171	19,705,969.34	70.12			
00 STATE PROGRAM REV.	32,422,395.62	0.00	62,459,362	62,459,362	30,036,966.38	51.91			
00 FEDERAL PROG. REV.	-54,940.38	0.00	100,000	100,000	154,940.38	-54.94			
00 PAYROLL COSTS	0.00	0.00	0	0	0.00	0.00			
00 OTHER RESOURCES	7,686.90	0.00	0	0	-7,686.90	0.00			
00 gen	78,611,343.90	0.00	128,473,862	128,501,533	49,890,189.20	61.18			
-- Revenue	78,611,343.90	0.00	128,473,862	128,501,533	49,890,189.20	61.18			
00	1,029.25	0.00	0	0	-1,029.25	0.00			
00 PAYROLL COSTS	160.53	0.00	0	0	-160.53	0.00			
00 OTHER OPERATING EXP.	0.00	0.00	0	0	0.00	0.00			
00	0.00	0.00	0	0	0.00	0.00			
00 gen	1,189.78	0.00	0	0	-1,189.78	0.00			
11 PAYROLL COSTS	29,293,461.78	0.00	71,250,584	71,356,704	42,063,242.22	41.05			
11 PRO./CONTRACTED SVC.	1,363,650.85	1,067,227.03	1,233,299	1,239,609	-1,191,268.88	196.10			
11 SUPPLIES	1,065,497.05	104,622.92	2,897,575	2,897,543	1,727,423.03	40.38			
11 OTHER OPERATING EXP.	179,118.97	22,239.32	298,324	298,324	96,965.71	67.50			
11 CAPITAL PROJECTS	0.00	2,393.98	22,000	22,000	19,606.02	10.88			
11 INSTRUCTION	31,901,728.65	1,196,483.25	75,701,782	75,814,180	42,715,968.10	43.66			
12 PAYROLL COSTS	502,101.94	0.00	1,197,106	1,197,106	695,004.06	41.94			
12 PRO./CONTRACTED SVC.	24,399.00	0.00	26,100	26,100	1,701.00	93.48			
12 SUPPLIES	6,580.95	60,335.16	105,930	105,930	39,013.89	63.17			
12 OTHER OPERATING EXP.	0.00	0.00	4,500	4,500	4,500.00	0.00			
12 CAPITAL PROJECTS	0.00	0.00	0	0	0.00	0.00			
12 INST. RESOURCES & ME	533,081.89	60,335.16	1,333,636	1,333,636	740,218.95	44.50			
13 PAYROLL COSTS	659,510.88	0.00	1,650,066	1,650,066	990,555.12	39.97			
13 PRO./CONTRACTED SVC.	38,433.07	0.00	42,876	46,876	8,442.93	81.99			
13 SUPPLIES	13,385.91	2,086.81	47,161	47,616	32,143.28	32.49			
13 OTHER OPERATING EXP.	46,233.63	11,059.67	147,967	145,093	87,799.80	39.49			
13 CURRICULUM DEV. & INS	757,563.49	13,146.48	1,888,070	1,889,651	1,118,941.13	40.79			
21 PAYROLL COSTS	1,307,820.67	0.00	3,232,192	3,232,192	1,924,371.33	40.46			
21 PRO./CONTRACTED SVC.	25,587.60	17,500.00	4,500	4,500	-38,587.60	957.50			
21 SUPPLIES	3,245.81	850.49	17,500	17,500	13,403.70	23.41			
21 OTHER OPERATING EXP.	5,683.89	4,174.27	30,980	28,882	19,023.84	34.13			
21 INSTRUCTIONAL LEADER	1,342,337.97	22,524.76	3,285,172	3,283,074	1,918,211.27	41.57			

FC OBJ	2025-26 FYTD Activity	Encumbered Amount	2025-26		2025-26 Revised Budget	Unencumbered Balance	2025-26 FYTD %
			Original Budget	Encumbered			
23 PAYROLL COSTS	2,831,321.34	0.00	6,709,672	6,709,672	3,878,350.66	42.20	
23 PRO./CONTRACTED SVC.	792.39	0.00	2,500	2,500	1,707.61	31.70	
23 SUPPLIES	43,554.12	6,045.41	86,490	89,272	39,672.47	55.56	
23 OTHER OPERATING EXP.	15,368.77	4,914.91	44,188	41,406	21,122.32	48.99	
23 SCHOOL LEADERSHIP	2,891,036.62	10,960.32	6,842,850	6,842,850	3,940,853.06	42.41	
31 PAYROLL COSTS	1,584,694.59	0.00	3,235,966	3,235,966	1,651,271.41	48.97	
31 PRO./CONTRACTED SVC.	2,780.97	0.00	526,000	528,600	525,819.03	0.53	
31 SUPPLIES	50,435.69	4,712.48	100,820	98,751	43,602.83	55.85	
31 OTHER OPERATING EXP.	7,007.02	156.82	24,140	23,609	16,445.16	30.34	
31 GUIDANCE & COUNSELIN	1,644,918.27	4,869.30	3,886,926	3,886,926	2,237,138.43	42.44	
32 PAYROLL COSTS	34,735.83	0.00	80,894	80,894	46,158.17	42.94	
32 PRO./CONTRACTED SVC.	0.00	0.00	0	0	0.00	0.00	
32 SUPPLIES	0.00	0.00	1,500	1,500	1,500.00	0.00	
32 OTHER OPERATING EXP.	0.00	0.00	1,000	1,000	1,000.00	0.00	
32 SOCIAL WORK SERVICES	34,735.83	0.00	83,394	83,394	48,658.17	41.65	
33 PAYROLL COSTS	669,014.34	0.00	1,582,315	1,582,315	913,300.66	42.28	
33 PRO./CONTRACTED SVC.	18,487.15	0.00	15,000	15,000	-3,487.15	123.25	
33 SUPPLIES	30,625.63	2,126.39	25,250	25,250	-7,502.02	129.71	
33 OTHER OPERATING EXP.	2,299.50	102.83	2,800	2,800	397.67	85.80	
33 DEBT SERVICE	0.00	0.00	0	0	0.00	0.00	
33 HEALTH SERVICES	720,426.62	2,229.22	1,625,365	1,625,365	902,709.16	44.46	
34 PAYROLL COSTS	1,688,627.63	0.00	3,679,433	3,679,433	1,990,805.37	45.89	
34 PRO./CONTRACTED SVC.	58,509.31	10,815.47	58,000	99,090	29,765.22	69.96	
34 SUPPLIES	234,538.95	112,618.00	650,350	569,350	222,193.05	60.97	
34 OTHER OPERATING EXP.	117,526.18	1,420.53	171,000	136,000	17,053.29	87.46	
34 CAPITAL PROJECTS	455,483.00	0.00	383,000	484,000	28,517.00	94.11	
34 PUPIL TRANSPORTATION	2,554,685.07	124,854.00	4,941,783	4,967,873	2,288,333.93	53.94	
35 PAYROLL COSTS	0.00	0.00	0	0	0.00	0.00	
35 PRO./CONTRACTED SVC.	0.00	0.00	0	0	0.00	0.00	
35 OTHER OPERATING EXP.	0.00	0.00	0	0	0.00	0.00	
35 CAPITAL PROJECTS	0.00	0.00	0	0	0.00	0.00	
35 FOOD SERVICES	0.00	0.00	0	0	0.00	0.00	
36 PAYROLL COSTS	1,536,641.48	405.00	3,606,586	3,606,586	2,069,539.52	42.62	
36 PRO./CONTRACTED SVC.	153,508.04	20,575.00	215,690	221,690	47,606.96	78.53	

FC OBJ	2025-26		2025-26		2025-26		2025-26		FYTD %
	FYTD Activity	Encumbered Amount	Original Budget	Revised Budget	Unencumbered Balance				
36 SUPPLIES	100,339.84	42,435.83	292,194	284,779	142,002.91	50.14			
36 OTHER OPERATING EXP.	390,008.42	73,946.04	897,234	882,849	418,894.96	52.55			
36 CAPITAL PROJECTS	0.00	0.00	0	0	0.00	0.00			
36 OCCURR./EXTRAOCURR.AC	2,180,497.78	137,361.87	5,011,704	4,995,904	2,678,044.35	46.40			
41 PAYROLL COSTS	1,067,347.14	0.00	2,450,933	2,450,933	1,383,585.86	43.55			
41 PRO./CONTRACTED SVC.	308,734.32	601.00	431,000	431,000	121,664.68	71.77			
41 SUPPLIES	29,224.66	4,263.27	69,300	69,300	35,812.07	48.32			
41 OTHER OPERATING EXP.	91,185.54	12,269.66	358,490	358,490	255,034.80	28.86			
41 CAPITAL PROJECTS	0.00	0.00	7,000	7,000	7,000.00	0.00			
41 GENERAL ADMINISTRATI	1,496,491.66	17,133.93	3,316,723	3,316,723	1,803,097.41	45.64			
51 PAYROLL COSTS	3,300,134.71	0.00	7,680,587	7,680,587	4,380,452.29	42.97			
51 PRO./CONTRACTED SVC.	1,299,633.33	50,537.53	2,667,000	2,667,000	1,316,829.14	50.63			
51 SUPPLIES	462,602.61	72,899.12	916,000	916,000	380,498.27	58.46			
51 OTHER OPERATING EXP.	1,481,403.33	430.00	1,823,000	1,828,000	346,166.67	81.06			
51 CAPITAL PROJECTS	47,725.00	45,014.53	248,000	243,000	150,260.47	38.16			
51 PLANT MAINTENANCE &	6,591,498.98	168,881.18	13,334,587	13,334,587	6,574,206.84	50.70			
52 PAYROLL COSTS	822,801.86	0.00	1,941,269	1,941,269	1,118,467.14	42.38			
52 PRO./CONTRACTED SVC.	33,820.00	30,300.00	559,900	709,900	645,780.00	9.03			
52 SUPPLIES	33,762.55	4,356.84	58,000	56,000	17,880.61	68.07			
52 OTHER OPERATING EXP.	3,404.57	1,663.82	7,150	9,150	4,081.61	55.39			
52 CAPITAL PROJECTS	0.00	0.00	0	0	0.00	0.00			
52 SECURITY & MONITORIN	893,788.98	36,320.66	2,566,319	2,716,319	1,786,209.36	34.24			
53 PAYROLL COSTS	497,879.10	0.00	1,241,957	1,241,957	744,077.90	40.09			
53 PRO./CONTRACTED SVC.	358,051.28	3,254.93	598,395	598,395	237,088.79	60.38			
53 SUPPLIES	410,537.33	33,355.83-	276,672	276,672	-100,509.50	136.33			
53 OTHER OPERATING EXP.	2,876.20	280.00	9,100	9,100	5,943.80	34.68			
53 CAPITAL PROJECTS	42,590.00	0.00	45,000	45,000	2,410.00	94.64			
53 DATA PROCESSING SERV	1,311,933.91	29,820.90-	2,171,124	2,171,124	889,010.99	59.05			
61 PAYROLL COSTS	92,967.05	0.00	228,265	228,265	135,297.95	40.73			
61 PRO./CONTRACTED SVC.	2,339.70	5,003.70	15,100	10,760	3,416.60	68.25			
61 SUPPLIES	9,056.25	0.00	12,407	16,747	7,690.75	54.08			
61 OTHER OPERATING EXP.	890.00	200.00	8,430	8,430	7,340.00	12.93			
61 COMMUNITY SERVICES	105,253.00	5,203.70	264,202	264,202	153,745.30	41.81			
71 DEBT SERVICE	0.00	0.00	0	0	0.00	0.00			

FC OBJ	2025-26		2025-26		2025-26		2025-26	
	FYTD Activity	Encumbered Amount	Original Budget	Revised Budget	Unencumbered Balance	FYTD %		
71 DEBT SERVICES	0.00	0.00	0	0	0.00	0.00		
81 PRO./CONTRACTED SVC.	0.00	0.00	300,000	300,000	300,000.00	0.00		
81 SUPPLIES	0.00	0.00	0	0	0.00	0.00		
81 CAPITAL PROJECTS	87,643.60	110,000.00	0	0	-197,643.60	0.00		
81 FACILITIES ACQ. & CO	87,643.60	110,000.00	300,000	300,000	102,356.40	65.88		
91 PRO./CONTRACTED SVC.	0.00	0.00	820,000	820,000	820,000.00	0.00		
91 CONT. INST. SVCS. \PUBL	0.00	0.00	820,000	820,000	820,000.00	0.00		
95 PRO./CONTRACTED SVC.	15,000.00	0.00	60,000	60,000	45,000.00	25.00		
95 PYMTS. TO JJAEP PROGR	15,000.00	0.00	60,000	60,000	45,000.00	25.00		
99 PRO./CONTRACTED SVC.	475,764.36	0.00	925,000	925,000	449,235.64	51.43		
99 OTHER OPERATING EXP.	0.00	0.00	0	0	0.00	0.00		
99 Other Governmental C	475,764.36	0.00	925,000	925,000	449,235.64	51.43		
-- Expense	55,539,576.46	1,880,482.93	128,358,637	128,630,808	71,210,748.71	44.64		
Grand Revenue Totals	78,611,343.90	0.00	128,473,862	128,501,533	49,890,189.20	61.18		
Grand Expense Totals	55,539,576.46	1,880,482.93	128,358,637	128,630,808	71,210,748.71	44.64		
Grand Totals	23,071,767.44	1,880,482.93	115,225	129,275	21,320,559.51	???		
	Profit	Loss	Profit	Loss	Loss	Loss		

Number of Accounts: 14023

\*\*\*\*\* End of report \*\*\*\*\*

FC OBJ	2025-26		2025-26		2025-26		2025-26		2025-26	
	FYTD Activity	Encumbered Amount	Original Budget	Revised Budget	Comment	Unencumbered Balance	FYTD %	FYTD Activity	Encumbered Amount	Original Budget
00 LOCAL/INTER. SOURCES	23,044.00	0.00	0.00	85,592.00		62,548.00	26.92			
00 STATE PROGRAM REV.	326,313.26	0.00	0.00	1,007,507.00		681,193.74	32.39			
00 FEDERAL PROG. REV.	1,285,090.81	0.00	0.00	4,008,990.40		2,723,899.59	32.06			
00 PAYROLL COSTS	0.00	0.00	0.00	0.00		0.00	0.00			
00 OTHER RESOURCES	0.00	0.00	0.00	0.00		0.00	0.00			
00 gen	1,634,448.07	0.00	0.00	5,102,089.40		3,467,641.33	32.03			
-- Revenue	1,634,448.07	0.00	0.00	5,102,089.40		3,467,641.33	32.03			
00 PAYROLL COSTS	0.00	0.00	0.00	0.00		0.00	0.00			
00 PRO./CONTRACTED SVC.	0.00	0.00	0.00	0.00		0.00	0.00			
00 SUPPLIES	0.00	0.00	0.00	0.00		0.00	0.00			
00 gen	0.00	0.00	0.00	0.00		0.00	0.00			
11 PAYROLL COSTS	340,625.12	0.00	0.00	918,141.00		577,515.88	37.10			
11 PRO./CONTRACTED SVC.	54,712.91	59,935.00	0.00	248,328.00		133,680.09	22.03			
11 SUPPLIES	475,267.52	28,209.54	0.00	594,845.40		91,368.34	79.90			
11 OTHER OPERATING EXP.	0.00	1,508.43	0.00	10,600.00		9,091.57	0.00			
11 CAPITAL PROJECTS	0.00	0.00	0.00	10,000.00		10,000.00	0.00			
11 INSTRUCTION	870,605.55	89,652.97	0.00	1,781,914.40		821,655.88	48.86			
12 PAYROLL COSTS	0.00	0.00	0.00	0.00		0.00	0.00			
12 SUPPLIES	0.00	0.00	0.00	0.00		0.00	0.00			
12 CAPITAL PROJECTS	0.00	0.00	0.00	0.00		0.00	0.00			
12 INST. RESOURCES & ME	0.00	0.00	0.00	0.00		0.00	0.00			
13 PAYROLL COSTS	113,939.20	0.00	0.00	337,360.00		223,420.80	33.77			
13 PRO./CONTRACTED SVC.	369,348.50	81,209.94	0.00	803,847.00		353,288.56	45.95			
13 SUPPLIES	0.00	0.00	0.00	43,000.00		43,000.00	0.00			
13 OTHER OPERATING EXP.	16,080.60	9,241.20	0.00	66,407.00		41,085.20	24.22			
13 CURRICULUM DEV. & INS	499,368.30	90,451.14	0.00	1,250,614.00		660,794.56	39.93			
21 PAYROLL COSTS	0.00	0.00	0.00	0.00		0.00	0.00			
21 PRO./CONTRACTED SVC.	0.00	0.00	0.00	0.00		0.00	0.00			
21 SUPPLIES	0.00	0.00	0.00	0.00		0.00	0.00			
21 OTHER OPERATING EXP.	0.00	0.00	0.00	0.00		0.00	0.00			
21 INSTRUCTIONAL LEADER	0.00	0.00	0.00	0.00		0.00	0.00			
23 PAYROLL COSTS	0.00	0.00	0.00	0.00		0.00	0.00			

FC OBJ	FYTD Activity	2025-26		2025-26 Comment	Unencumbered Balance	FYTD %
		Encumbered Amount	Original Budget			
23 PRO./CONTRACTED SVC.	0.00	0.00	0.00	0.00	0.00	0.00
23 SUPPLIES	0.00	0.00	0.00	0.00	0.00	0.00
23 OTHER OPERATING EXP.	1,589.04	0.00	0.00	2,806.00	1,216.96	56.63
23 SCHOOL LEADERSHIP	1,589.04	0.00	0.00	2,806.00	1,216.96	56.63
31 PAYROLL COSTS	774,537.91	0.00	0.00	1,764,248.00	989,710.09	43.90
31 PRO./CONTRACTED SVC.	0.00	0.00	0.00	0.00	0.00	0.00
31 SUPPLIES	0.00	0.00	0.00	0.00	0.00	0.00
31 OTHER OPERATING EXP.	0.00	0.00	0.00	0.00	0.00	0.00
31 CAPITAL PROJECTS	0.00	0.00	0.00	0.00	0.00	0.00
31 GUIDANCE & COUNSELIN	774,537.91	0.00	0.00	1,764,248.00	989,710.09	43.90
32 PAYROLL COSTS	0.00	0.00	0.00	0.00	0.00	0.00
32 OTHER OPERATING EXP.	0.00	0.00	0.00	0.00	0.00	0.00
32 SOCIAL WORK SERVICES	0.00	0.00	0.00	0.00	0.00	0.00
33 PAYROLL COSTS	0.00	0.00	0.00	0.00	0.00	0.00
33 SUPPLIES	0.00	0.00	0.00	0.00	0.00	0.00
33 HEALTH SERVICES	0.00	0.00	0.00	0.00	0.00	0.00
34 PAYROLL COSTS	0.00	0.00	0.00	0.00	0.00	0.00
34 PRO./CONTRACTED SVC.	0.00	0.00	0.00	0.00	0.00	0.00
34 OTHER OPERATING EXP.	0.00	0.00	0.00	0.00	0.00	0.00
34 CAPITAL PROJECTS	0.00	0.00	0.00	0.00	0.00	0.00
34 PUPIL TRANSPORTATION	0.00	0.00	0.00	0.00	0.00	0.00
35 PAYROLL COSTS	0.00	0.00	0.00	0.00	0.00	0.00
35 SUPPLIES	0.00	0.00	0.00	0.00	0.00	0.00
35 FOOD SERVICES	0.00	0.00	0.00	0.00	0.00	0.00
36 PAYROLL COSTS	0.00	0.00	0.00	0.00	0.00	0.00
36 PRO./CONTRACTED SVC.	0.00	0.00	0.00	0.00	0.00	0.00
36 SUPPLIES	0.00	0.00	0.00	0.00	0.00	0.00
36 OTHER OPERATING EXP.	0.00	0.00	0.00	0.00	0.00	0.00
36 COCURR./EXTRACURR.AC	0.00	0.00	0.00	0.00	0.00	0.00
41 PAYROLL COSTS	0.00	0.00	0.00	0.00	0.00	0.00
41 OTHER OPERATING EXP.	0.00	0.00	0.00	0.00	0.00	0.00
41 GENERAL ADMINISTRATI	0.00	0.00	0.00	0.00	0.00	0.00

FC OBI	2025-26		2025-26		2025-26		2025-26		2025-26	
	EYTD Activity	Encumbered Amount	Original Budget	Revised Budget	Comment	Unencumbered Balance	EYTD %			
51 PAYROLL COSTS	0.00	0.00	0.00	0.00		0.00	0.00			
51 PRO./CONTRACTED SVC.	0.00	0.00	0.00	0.00		0.00	0.00			
51 CAPITAL PROJECTS	0.00	0.00	0.00	0.00		0.00	0.00			
51 PLANT MAINTENANCE &	0.00	0.00	0.00	0.00		0.00	0.00			
52 PAYROLL COSTS	0.00	0.00	0.00	0.00		0.00	0.00			
52 PRO./CONTRACTED SVC.	50,300.25	0.00	0.00	50,713.00		412.75	99.19			
52 SUPPLIES	0.00	0.00	0.00	28,044.00		28,044.00	0.00			
52 OTHER OPERATING EXP.	0.00	0.00	0.00	100.00		100.00	0.00			
52 CAPITAL PROJECTS	9,844.66	0.00	0.00	223,650.00		213,805.34	4.40			
52 SECURITY & MONITORIN	60,144.91	0.00	0.00	302,507.00		242,362.09	19.88			
53 PAYROLL COSTS	0.00	0.00	0.00	0.00		0.00	0.00			
53 PRO./CONTRACTED SVC.	0.00	0.00	0.00	0.00		0.00	0.00			
53 OTHER OPERATING EXP.	0.00	0.00	0.00	0.00		0.00	0.00			
53 CAPITAL PROJECTS	0.00	0.00	0.00	0.00		0.00	0.00			
53 DATA PROCESSING SERV	0.00	0.00	0.00	0.00		0.00	0.00			
61 PAYROLL COSTS	0.00	0.00	0.00	0.00		0.00	0.00			
61 PRO./CONTRACTED SVC.	0.00	0.00	0.00	0.00		0.00	0.00			
61 OTHER OPERATING EXP.	0.00	0.00	0.00	0.00		0.00	0.00			
61 COMMUNITY SERVICES	0.00	0.00	0.00	0.00		0.00	0.00			
71 DEBT SERVICE	0.00	0.00	0.00	0.00		0.00	0.00			
71 DEBT SERVICES	0.00	0.00	0.00	0.00		0.00	0.00			
81 PAYROLL COSTS	0.00	0.00	0.00	0.00		0.00	0.00			
81 CAPITAL PROJECTS	0.00	0.00	0.00	0.00		0.00	0.00			
81 FACILITIES ACQ. & CO	0.00	0.00	0.00	0.00		0.00	0.00			
-- Expense	2,206,245.71	180,104.11	0.00	5,102,089.40		2,715,739.58	43.24			
Grand Revenue Totals	1,634,448.07	0.00	0.00	5,102,089.40		3,467,641.33	32.03			
Grand Expense Totals	2,206,245.71	180,104.11	0.00	5,102,089.40		2,715,739.58	43.24			
Grand Totals	571,797.64	180,104.11	0.00	0.00		751,901.75	0.00			
	Loss	Loss	Loss	Profit		Profit	0.00			

Number of Accounts: 12691

FC OBI	2025-26		2025-26		2025-26		2025-26	
	FYTD Activity	Encumbered Amount	Original Budget	Revised Budget	Unencumbered Balance	FYTD %		
00 LOCAL/INTER. SOURCES	24,910,704.87	0.00	36,446,672	36,446,672	11,535,967.13	68.35		
00 STATE PROGRAM REV.	7,866,395.00	0.00	4,298,781	4,298,781	-3,567,614.00	182.99		
00 FEDERAL PROG. REV.	0.00	0.00	100,000	100,000	100,000.00	0.00		
00 OTHER RESOURCES	35,718,445.10	0.00	0	0	-35,718,445.10	0.00		
00 gen	68,495,544.97	0.00	40,845,453	40,845,453	-27,650,091.97	167.69		
-- Revenue	68,495,544.97	0.00	40,845,453	40,845,453	-27,650,091.97	167.69		
00 DEBT SERVICE	0.00	0.00	0	0	0.00	0.00		
00	31,580,000.00	0.00	0	0	-31,580,000.00	0.00		
00 gen	31,580,000.00	0.00	0	0	-31,580,000.00	0.00		
71 DEBT SERVICE	3,720,517.67	0.00	42,080,116	42,080,116	38,359,598.33	8.84		
71 DEBT SERVICES	3,720,517.67	0.00	42,080,116	42,080,116	38,359,598.33	8.84		
-- Expense	35,300,517.67	0.00	42,080,116	42,080,116	6,779,598.33	83.89		
Grand Revenue Totals	68,495,544.97	0.00	40,845,453	40,845,453	-27,650,091.97	167.69		
Grand Expense Totals	35,300,517.67	0.00	42,080,116	42,080,116	6,779,598.33	83.89		
Grand Totals	33,195,027.30	0.00	1,234,663	1,234,663	34,429,690.30	-2,688.59		
	Profit		Loss	Loss	Loss			

Number of Accounts: 29

\*\*\*\*\* End of report \*\*\*\*\*

FC OBI	2025-26 FYTD Activity	Encumbered Amount	2025-26 Original Budget	2025-26 Revised Budget	Comment	2025-26	
						Unencumbered Balance	FYTD %
00 LOCAL/INTER. SOURCES	4,818,138.24	0.00	0	6,650,000		1,831,861.76	72.45
00 STATE PROGRAM REV.	0.00	0.00	0	0		0.00	0.00
00 OTHER RESOURCES	0.00	0.00	0	0		0.00	0.00
00 gen	4,818,138.24	0.00	0	6,650,000		1,831,861.76	72.45
-- Revenue	4,818,138.24	0.00	0	6,650,000		1,831,861.76	72.45
00	0.00	0.00	0	0		0.00	0.00
00 gen	0.00	0.00	0	0		0.00	0.00
11 PAYROLL COSTS	0.00	0.00	0	0		0.00	0.00
11 PRO./CONTRACTED SVC.	0.00	0.00	0	0		0.00	0.00
11 SUPPLIES	5,064.13	0.00	0	8,000		2,935.87	63.30
11 CAPITAL PROJECTS	0.00	0.00	0	0		0.00	0.00
11 INSTRUCTION	5,064.13	0.00	0	8,000		2,935.87	63.30
12 SUPPLIES	0.00	0.00	0	0		0.00	0.00
12 CAPITAL PROJECTS	0.00	0.00	0	0		0.00	0.00
12 INST. RESOURCES & ME	0.00	0.00	0	0		0.00	0.00
35 SUPPLIES	0.00	0.00	0	0		0.00	0.00
35 FOOD SERVICES	0.00	0.00	0	0		0.00	0.00
36 SUPPLIES	0.00	0.00	0	0		0.00	0.00
36 CAPITAL PROJECTS	0.00	0.00	0	0		0.00	0.00
36 COCURRE./EXTRACURR.AC	0.00	0.00	0	0		0.00	0.00
51 PRO./CONTRACTED SVC.	133,946.79	497,028.78	0	707,000		76,024.43	18.95
51 SUPPLIES	12,606.99	103,092.78	0	5,000		-110,699.77	252.14
51 OTHER OPERATING EXP.	0.00	0.00	0	0		0.00	0.00
51 CAPITAL PROJECTS	17,010.00	16,716.87	0	18,000		-15,726.87	94.50
51 PLANT MAINTENANCE &	163,563.78	616,838.43	0	730,000		-50,402.21	22.41
52 PRO./CONTRACTED SVC.	0.00	0.00	0	0		0.00	0.00
52 SUPPLIES	0.00	0.00	0	0		0.00	0.00
52 OTHER OPERATING EXP.	0.00	0.00	0	0		0.00	0.00
52 CAPITAL PROJECTS	0.00	0.00	0	0		0.00	0.00
52 SECURITY & MONITORIN	0.00	0.00	0	0		0.00	0.00
71 DEBT SERVICE	0.00	0.00	0	0		0.00	0.00

WAXAHACHIE ISD  
Capital Projects Board Report (Date: 1/2026)

02/26/26

FC OBJ	2025-26		Encumbered Amount	2025-26		2025-26 Comment	Unencumbered Balance	2025-26 FYTD %
	FYTD Activity			Original Budget	Revised Budget			
71 DEBT SERVICES	0.00		0.00	0	0		0.00	0.00
81 PAYROLL COSTS	0.00		0.00	0	0		0.00	0.00
81 PRO./CONTRACTED SVC.	135,474.34		0.00	0	0		-135,474.34	0.00
81 SUPPLIES	0.00		0.00	0	0		0.00	0.00
81 OTHER OPERATING EXP.	0.00		0.00	0	0		0.00	0.00
81 CAPITAL PROJECTS	35,538,391.03		11,098,028.96	0	286,739,930		240,103,510.01	12.39
81 FACILITIES ACQ. & CO	35,673,865.37		11,098,028.96	0	286,739,930		239,968,035.67	12.44
-- Expense	35,842,493.28		11,714,867.39	0	287,477,930		239,920,569.33	12.47

Grand Revenue Totals	4,818,138.24		0.00	0	6,650,000		1,831,861.76	72.45
Grand Expense Totals	35,842,493.28		11,714,867.39	0	287,477,930		239,920,569.33	12.47
Grand Totals	31,024,355.04		11,714,867.39	0	280,827,930		238,088,707.57	11.05
		Loss		Loss				Loss

Number of Accounts: 353

\*\*\*\*\* End of report \*\*\*\*\*

FC OBJ	2025-26 FYTD Activity	Encumbered Amount	2025-26		Unencumbered Balance	2025-26 FYTD %
			Original Budget	Revised Budget		
00 LOCAL/INTER. SOURCES	1,404,938.82	0.00	2,742,000	2,742,000	1,337,061.18	51.24
00 STATE PROGRAM REV.	103,234.21	0.00	423,750	423,750	320,515.79	24.36
00 FEDERAL PROG. REV.	0.00	0.00	0	0	0.00	0.00
00 PAYROLL COSTS	0.00	0.00	0	0	0.00	0.00
00 OTHER RESOURCES	1,914,428.49	0.00	3,350,000	3,350,000	1,435,571.51	57.15
00 gen	3,422,601.52	0.00	6,515,750	6,515,750	3,093,148.48	52.53
-- Revenue	3,422,601.52	0.00	6,515,750	6,515,750	3,093,148.48	52.53
00	0.00	0.00	0	0	0.00	0.00
00 gen	0.00	0.00	0	0	0.00	0.00
11 PAYROLL COSTS	0.00	0.00	0	0	0.00	0.00
11 INSTRUCTION	0.00	0.00	0	0	0.00	0.00
35 PAYROLL COSTS	1,369,832.94	0.00	3,343,992	3,343,992	1,974,159.06	40.96
35 PRO./CONTRACTED SVC.	16,660.13	33,149.21	24,000	24,000	-25,809.34	207.54
35 SUPPLIES	1,346,158.40	709,619.81	2,369,500	3,169,500	1,113,721.79	64.86
35 OTHER OPERATING EXP.	1,777.10	0.00	9,500	9,500	7,722.90	18.71
35 CAPITAL PROJECTS	0.00	0.00	100,000	100,000	100,000.00	0.00
35 FOOD SERVICES	2,734,428.57	742,769.02	5,846,992	6,646,992	3,169,794.41	52.31
51 PAYROLL COSTS	0.00	0.00	0	0	0.00	0.00
51 PRO./CONTRACTED SVC.	0.00	0.00	82,397	82,397	82,397.00	0.00
51 PLANT MAINTENANCE &	0.00	0.00	82,397	82,397	82,397.00	0.00
61 PAYROLL COSTS	253,810.72	0.00	631,797	631,797	377,986.28	40.17
61 PRO./CONTRACTED SVC.	499.00	0.00	15,569	15,569	15,070.00	3.21
61 SUPPLIES	15,661.02	6,118.25	41,700	41,700	19,920.73	52.23
61 OTHER OPERATING EXP.	1,273.00	0.00	5,162	5,162	3,889.00	24.66
61 CAPITAL PROJECTS	0.00	0.00	0	0	0.00	0.00
61 COMMUNITY SERVICES	271,243.74	6,118.25	694,228	694,228	416,866.01	39.95
81 CAPITAL PROJECTS	0.00	0.00	0	0	0.00	0.00
81 FACILITIES ACQ. & CO	0.00	0.00	0	0	0.00	0.00
-- Expense	3,005,672.31	748,887.27	6,623,617	7,423,617	3,669,057.42	50.58
Grand Revenue Totals	3,422,601.52	0.00	6,515,750	6,515,750	3,093,148.48	52.53

FC OBJ	2025-26 FYTD Activity	Encumbered Amount	2025-26 Original Budget	2025-26 Revised Budget	Unencumbered Balance	2025-26 FYTD %
Grand Expense Totals	3,005,672.31	748,887.27	6,623,617	7,423,617	3,669,057.42	50.58
Grand Totals	416,929.21	748,887.27	107,867	907,867	575,908.94	-45.92
	Profit	Loss	Loss	Loss	Loss	Loss

Number of Accounts: 1034

\*\*\*\*\* End of report \*\*\*\*\*

**WAXAHACHIE ISD SUMMARY OF ACTIVITY AS OF JANUARY 2026**

<b>GENERAL FUND</b>	<b>YTD ACTUAL</b>	<b>ORIGINAL BUDGET</b>	<b>REVISED BUDGET</b>	<b>YTD %</b>	<b>PRIOR YTD %</b>
REVENUES	78,611,343.90	128,473,862	128,501,533	61.18%	47.10%
EXPENDITURES	55,539,576.46	128,349,637	128,630,808	43.18%	29.10%
<b>SPECIAL PROGRAMS</b>					
REVENUES	1,634,448.07	0	5,102,089	32.03%	15.62%
EXPENDITURES	2,206,245.71	0	5,102,089	43.24%	23.14%
<b>INTEREST &amp; SINKING</b>					
REVENUES	68,495,544.97	40,845,453	40,845,453	167.69%	45.60%
EXPENDITURES	35,300,517.67	42,080,116	42,080,116	83.89%	0.00%
<b>CAPITAL PROJECTS</b>					
REVENUES	4,818,138.24	0	6,650,000	72.45%	35.88%
EXPENDITURES	35,842,493.28	0	287,477,930	12.47%	7.73%
<b>ENTERPRISE FUNDS</b>					
REVENUES	3,195,775.09	5,929,389	5,929,389	53.90%	39.08%
EXPENDITURES	2,734,428.57	5,929,389	6,729,389	40.63%	30.13%

Waxahachie ISD 2025-26 Budget Summary January 2026

	Adopted Gen. Fund 1XXX	Amended Gen. Fund 1XXX	YTD Actual Gen. Fund 1XXX	Amended State-Fed Programs	YTD Actual State-Fed Programs	Amended Debt Serv. 5XXX	YTD Actual Debt Serv. 5XXX	Amended Cap. Proj. 6XXX	YTD Actual Cap. Proj. 6XXX	Amended Ent. Fund 7XXX	YTD Actual Ent. Fund 7XXX
<b>REVENUES</b>											
5700 LOCAL REVENUE	65,914,500	65,942,171	46,236,202	85,592	23,044	36,446,672	24,910,705	6,650,000	4,818,138	2,742,000	1,404,939
5800 STATE PROGRAM REVENUES	62,459,362	62,459,362	32,422,396	1,007,507	326,313	4,298,781	7,866,395	-	-	423,750	103,234
5900 FEDERAL REVENUES	100,000	100,000	(54,940)	4,008,990	1,285,091	100,000	-	-	-	-	-
7900 OTHER RESOURCES/TRANSFERS	-	-	7,687	-	-	-	35,718,445	-	-	3,350,000	1,914,428
<b>TOTAL REVENUES</b>	<b>128,473,862</b>	<b>128,501,533</b>	<b>78,611,344</b>	<b>5,102,089</b>	<b>1,634,448</b>	<b>40,845,453</b>	<b>68,495,545</b>	<b>6,650,000</b>	<b>4,818,138</b>	<b>6,515,750</b>	<b>3,422,601</b>
<b>APPROPRIATIONS BY FUNCTION</b>											
00 TRANSFERS BETWEEN FUNDS	-	-	1,190	-	-	-	31,580,000	-	-	-	-
11 INSTRUCTIONAL RESOURCES & MEDIA SER	75,701,782	75,814,180	31,901,729	1,781,914	870,606	-	-	8,000	5,064	-	-
12 INSTRUCTIONAL RESOURCES & MEDIA SER	1,333,636	1,333,636	533,082	-	-	-	-	-	-	-	-
13 CURRICULUM & INSTRUCTIONAL STAFF DEV.	1,888,070	1,889,651	757,563	1,250,614	499,368	-	-	-	-	-	-
21 INSTRUCTIONAL LEADERSHIP	3,285,172	3,283,074	1,342,338	-	-	-	-	-	-	-	-
23 SCHOOL ADMINISTRATION	6,842,850	6,842,850	2,891,037	2,806	1,589	-	-	-	-	-	-
31 GUIDANCE AND COUNSELING SERVICES	3,886,926	3,886,926	1,644,918	1,764,248	774,538	-	-	-	-	-	-
32 SOCIAL WORK SERVICES	83,384	83,394	34,736	-	-	-	-	-	-	-	-
33 HEALTH SERVICES	1,625,365	1,625,365	720,427	-	-	-	-	-	-	-	-
34 STUDENT (PUPIL) TRANSPORTATION	4,941,783	4,967,873	2,554,685	-	-	-	-	-	-	-	-
35 FOOD SERVICES	-	-	-	-	-	-	-	-	-	-	-
36 OCCURRENCE/EXTRACURRICULAR ACTIV.	5,002,704	4,995,904	2,180,498	-	-	-	-	-	-	6,646,992	2,734,429
41 GENERAL ADMINISTRATION	3,316,723	3,316,723	1,496,492	-	-	-	-	-	-	-	-
51 PLANT MAINTENANCE AND OPERATION	13,334,587	13,334,587	6,591,499	-	-	-	-	730,000	163,564	82,397	-
52 SECURITY & MONITORING SERVICES	2,566,319	2,716,319	893,789	302,507	60,145	-	-	-	-	-	-
53 DATA PROCESSING SERVICES	2,171,124	2,171,124	1,311,934	-	-	-	-	-	-	-	-
61 COMMUNITY SERVICES	264,202	264,202	105,253	-	-	-	-	-	-	694,228	271,244
71 DEBT SERVICE 91-G/O	820,000	820,000	-	-	-	42,080,116	3,720,518	-	-	-	-
81 FACILITIES	300,000	300,000	87,644	-	-	-	-	286,739,930	35,673,865	-	-
95 JIAEP	60,000	60,000	15,000	-	-	-	-	-	-	-	-
99 OTHER	925,000	925,000	475,764	-	-	-	-	-	-	-	-
<b>TOTAL APPROPRIATIONS AND TRANSFERS</b>	<b>128,349,637</b>	<b>128,630,808</b>	<b>55,539,518</b>	<b>5,102,089</b>	<b>2,206,246</b>	<b>42,080,116</b>	<b>35,300,518</b>	<b>287,477,930</b>	<b>35,842,493</b>	<b>7,423,617</b>	<b>3,005,673</b>
<b>TOTAL REVENUES OVER (UNDER) APPROPRIATIONS</b>	<b>124,225</b>	<b>(129,275)</b>	<b>23,071,767</b>	<b>0</b>	<b>(571,798)</b>	<b>(1,234,663)</b>	<b>33,195,027</b>	<b>(280,827,930)</b>	<b>(31,024,355)</b>	<b>(907,867)</b>	<b>416,928</b>

**Waxahachie Independent School District  
BOARD OF TRUSTEES**

**Date:** March 23, 2026 **Presented By:** Lisa Mott

**Related Page(s)**

**Subject:** District of Innovation Plan 10



**EXECUTIVE SUMMARY:**

*2025 legislative bills prompted amendments to our District of Innovation (DOI) plan. The DOI committee met on February 11, 2026, to review proposed changes to our DOI plan. The committee approved the proposed changes to present for school board approval.*

		BOARD PRIORITY GOALS
X	Priority #1	Student Growth
X	Priority #2	Honor and Support Staff
X	Priority #3	Community and Stakeholder Relationships
	Priority #4	Financial Integrity

**ATTACHMENTS:**

*Proposed Amendments to the DOI plan*

**RECOMMENDATION:**

*It is recommended that the Board approve the Proposed DOI plan*

**Waxahachie Independent School District  
BOARD OF TRUSTEES**

**Date:** March 23, 2025 **Presented By:** Sean Cagle

**Subject:** MOU with Ellis Co Juvenile Board for the Ellis Co. Juvenile Services Detention Center **Related Page(s)** 10



**EXECUTIVE SUMMARY:**

Ellis County Juvenile Board has presented an updated Memorandum of Understanding (MOU) for the Ellis Co. Juvenile Services Detention Center that will provide state and federally required educational services to detained juveniles. It is the same as our previous MOU for the ECJSDC, but with new dates. The Ellis County Juvenile Services Detention Center will house up to 8 students that are being detained on felony level charges, for a minimum of 72 hours up to several months.

**ATTACHMENTS:**

Attached is the MOU.

		BOARD PRIORITY GOALS
X	<b>Priority #1</b>	<b>Student Growth</b>
	<b>Priority #2</b>	<b>Honor and Support Staff</b>
X	<b>Priority #3</b>	<b>Community and Stakeholder Relationships</b>
	<b>Priority #4</b>	<b>Financial Integrity</b>

**RECOMMENDATION:**

Administration recommends approving the MOU between WISD and Ellis County Juvenile Board as presented.

PROPOSED JUVENILE SERVICES  
DETENTION EDUCATION MOU



Honorable John Wray, Ellis County Judge  
Honorable Bob Carroll, 40th District Court  
Honorable William Wallace, 378th District Court  
Honorable Grace Pandithurai, 443rd District Court  
Honorable Greg Wilhelm, 504th District Court  
Honorable Jim Chapman, County Court at Law No. 1  
Honorable Gene Calvert, County Court at Law No. 2  
Honorable Joe Gallo, County Court at Law No. 3  
Honorable Todd Little, Ellis County Judge

---

**ELLIS COUNTY JUVENILE SERVICES DETENTION EDUCATION MEMORANDUM  
OF UNDERSTANDING WITH WAXAHACHIE INDEPENDENT SCHOOL DISTRICT  
FOR THE 2025-2026 SCHOOL YEAR**

---

Pursuant to Texas Education Code §89.1801, subchapter HH (Commissioner's Rules Concerning Education in a Juvenile Residential Facility), and Texas Administrative Code §343.488 (Educational Program), the state of Texas, along with Federally implemented educational programs, require a free and appropriate education for all students, regardless of residential status.

It is against the preceding backdrop that the parties named herein, Ellis County Juvenile Services Detention and Waxahachie Independent School District, have reached an agreement as follows-

**WHEREAS,** the Ellis County Juvenile Board and the Waxahachie Independent School District Board desire the best educational outcomes for the at-risk juveniles who have been detained at the Ellis County Juvenile Services Detention Center in compliance with the Texas

Education Agency (TEA) and the Texas Juvenile Justice Department (TJJD).

**WHEREAS,** the Ellis County Juvenile Board and the Waxahachie Independent School District Board desire to provide at-risk juveniles, whom have been detained at the Ellis County Juvenile Services Detention Center with a qualitative and quantitative level of intervention and educational services, appropriately designed to meet the educational needs of students, per the Texas Essential Knowledge and Skills (TEKS).

**WHEREAS,** the Ellis County Juvenile Board and the Waxahachie Independent School District Board desire to provide quality education to at-risk juveniles, detained at the Ellis County Juvenile Detention Center, in compliance with federal Individuals with Disabilities Act (IDEA), to meet accommodations and modifications when necessary to meet the individual educational goals.

**WHEREAS,** The parties to this agreement recognize the cooperative effort between the educational community and the juvenile justice system in achieving the primary goals of (1) responsibility mitigating at-risk factors; (2) deterring future juvenile delinquent conduct and criminal behavior; (3) improving essential life skills, to include goal-setting and career readiness (4) to improve personal responsibility, acceptance, self-discipline, and accountability.

**WHEREAS,** the parties dually seek to meet the educational needs, to include federal and state educational mandates, with a framework that provides strict compliance and reporting.

**NOW THEREFORE,** in service to the detained youth of Ellis county, and in compliance of Texas Education Agency §89.1801 and Texas Administrative Code §343.488, the Ellis County Juvenile Board and the Waxahachie Independent School District Board hereby agree as follows:

**1. Agreement & Parties to the Agreement**

This agreement shall be known as the Ellis County Juvenile Services Detention Center Memorandum of Understanding (MOU), and is hereby entered into by and between the Ellis County Juvenile Board (Board) and the Waxahachie Independent School District (WISD) Board.

## **Subject Matter of Agreement - Detention Center**

The Board, in cooperation with WISD, hereby establishes, provides and shall operate all and any educational aspects of juveniles detained at the Ellis County Juvenile Services Detention Center, in accordance with Texas Education Agency Chapter 37 and Chapter 89 and Texas Administrative Code 343.

Unless the context indicates otherwise, as used in this MOU, the term “day” means “school day” and the term “days” means “school days”.

### **2. Student Eligibility**

The Ellis County Detention Center will provide educational services to juveniles detained starting the 1st day after their initial detention hearing, in conjunction with enrollment services through WISD, per Texas Education Code §89.1801(b)(1).

### **3. Statutory Amendments**

In the event the statutory law is amended to add, delete, or otherwise modify the ground of education served to juveniles in a detention setting, then by operation of this provision all such amendments are deemed included within section 3 of this MOU.

### **4. Educational Procedural Requirements**

- A. All juveniles will be enrolled with the WISD immediately following the juveniles initial detention hearing, in collaboration with WISD Administration (PEIMS) and Ellis County Juvenile Services Detention Educational Compliance Liaison.
- B. All educational requirements will be pursuant to Texas Education Code §89.1801(e), aligned with educational requirements outlined in Texas Education Code §28.002, and the Texas Essential Knowledge and Skills (TEKS)
- C. Upon discharge from the Ellis County Juvenile Services Detention Center, the Ellis County Juvenile Services Detention Educational Compliance Liaison will collaborate with WISD, to ensure proper withdrawal, through the approved Texas Education Agency detention center withdrawal from.

## **5. Attendance Reporting**

WISD will maintain enrollment of all juveniles who are detained at the Ellis County Juvenile Detention center subsequent to the juveniles pre-adjudication hearing. Upon enrollment, attendance will be reported weekly to WISD in collaboration with the Educational Compliance Liaison.

## **6. Funding for Ellis County Detention Center**

- A. WISD will be the recipient of all Texas Education Agency funding. There will be no exchange of funds between Ellis County Juvenile Services and WISD.
- B. In the case of juvenile special populations, as defined in Section 10 of this MOU, WISD will be financially responsible for the provision of any related services determined necessary for such juveniles.

## **7. Facilities, Staffing, and Daily Operations**

- A. Any and all educational aspects of Ellis County Detention Center will be operated and maintained by Ellis County, specifically the Ellis County Juvenile Services' facility located at 2272 FM 878, Waxahachie, TX, 75165.
- B. The facility must comply with all applicable federal, state, and county regulations, as well as Texas Juvenile Justice Department (TJJD) standards.
- C. The Ellis County Juvenile Detention Center will operate in accordance with §89.1801(g), with at least 7 hours per day, with a minimum of 5.5 secondary educational hours, and provide at least 180 days of instructional days per school year.
- D. The daily population of the Ellis County Detention Center will not exceed its current long-term capacity of 8 juveniles.
- E. Ellis County Juvenile Services licensed education staff, with paraprofessional collaboration, will be responsible for daily academic instruction of juveniles in the Ellis County Detention Center, per Texas Education Code §343.488 and §89.1801(e). Ellis County Juvenile Services teachers are licensed through Texas Education Agency (TEA) and are responsible for maintaining such licensing through continuing education,

professional development, and TEA licensing requirements.

## **8. Curriculum**

As a part of the Ellis County Juvenile Detention Center curriculum, it is agreed that:

- A. The Ellis County Detention Center will provide curriculum pursuant to §89.1801(e)(1), stating each school district in a pre-adjudication secure detention facility or a post-adjudication secure correctional facility shall, at a minimum, provide students with the subjects and courses necessary to complete the minimum high school program, as specified in §74.62 of this title (relating to Minimum High School Program).
- B. The Ellis County Educational Compliance Liaison will communicate the juvenile's academic progress to both WISD and the juveniles parent/guardian. Such reporting will follow timelines for quarterly and semester grading, as established by the Juvenile Services academic calendar.
- C. All completed coursework will be accepted by WISD and any credit(s) earned by the student earned while detained at the Ellis County Juvenile Detention Center will be reflected on the juveniles high school transcript of record.

## **9. Special Populations**

- A. Special Education Services - the following provisions pertain to those juveniles who are eligible for Special Education Services.
  - a. Any juvenile who enters the Ellis County Juvenile Services Detention Center with Special Education Services, and has qualified by the Admission, Review, and Dismissal Committee (ARD), will be reviewed and adapted by WISD in compliance to meet federal Individuals with Disabilities Education Act (IDEA) guidelines.
  - b. The Ellis County Detention Center Educational Compliance Liaison, in collaboration with Ellis County Juvenile Services Special Education Staff, will be notified and invited to participate in all ARD facilitated meetings.
  - c. If a juvenile who is either eligible for, or receiving special education services, WISD will provide any related services as outlined in the IEP and/or BIP which are not available, or provided by, Ellis County Detention Center Special

Education Staff.

- d. If the Ellis County Detention staff determines that a student who has not been previously qualified as a student eligible for special education, may be eligible for services, then the Ellis County Educational Compliance Liaison may refer the student to WISD for evaluation and determination of eligibility for special education.

B. English as a Second Language Learners - juveniles identified as English as a Second Language (ESL) will be assisted by the Detention Center educational staff as follows:

- a. The Ellis County Detention Center will provide ESL Learners with the necessary services, instruction, and/or accommodations as recommended by the Language Proficiency Assessment Committee (LPAC). To the extent that the Detention Center Educational Staff is unable to provide such services, then WISD will continue to provide and pay for the related services recommended by LPAC which the Detention Center Educational Staff is unable to provide.

C. Students with 504 Plans - The Ellis County Juvenile Detention Center special education staff will serve identified students who require a Section 504 plan to address a physical or mental impairment, by providing the necessary instruction, services, accommodations, and modifications as presented by the 504 Committee and the ARD paperwork. WISD will provide and pay for any related services which the Ellis County Detention Center education staff are unable to provide.

## **11. Assessment Testing**

- A. In compliance with §89.1801(d), all juveniles will receive a pre-assessment within 10 days of being detained. The Ellis County Juvenile Detention Center will administer the IOWA assessment, to determine basic skills in the area of reading and mathematics, in comparison to their same aged peers.
- B. Statewide Assessment Testing will be provided by WISD, within the allotted dates provided by Texas Education Agency. WISD will provide all required materials, supplies, and be actively monitoring juveniles, per TEA testing guidelines at the time of testing. However, in lieu of sending a WISD staff, WISD may choose to fully train an Ellis County Juvenile Services Staff to administer the STAAR testing. WISD will provide all testing materials, to include school issued chromebooks, for such tests.

## **12. Exit and Transition of Students**

- A. A process associated with juveniles exiting the Ellis County Juvenile Detention Center will include the following:
  - a. A certified teacher assigned by the Ellis County Educational Compliance Liaison will review all work prior to the exit of the facility, and will communicate via grade report of the students current progress and academic grade.
  - b. The Ellis County Educational Compliance Liaison will have the TEA approved withdrawal form completed and forwarded to WISD within (1) business day of the juveniles release and/or withdrawal.
  - c. The Ellis County Educational Compliance Liaison will have all Educational Discharge Records to WISD Administration, the juvenile's parent/guardian, and/or the students new district of enrollment, within (3) business days.

## **13. Term of MOU**

The term of this MOU will be from March 1, 2026 through December 31, 2026, with the approvals of the Ellis County Juvenile Board, as well as the Waxahachie Independent School District (WISD) Board. Review and revisions will be completed annually.

## **14. Miscellaneous Provisions**

- A. This MOU may be amended at any time, only by a written agreement which has been approved by both parties, the Ellis County Board and the WISD Board, and signed respectively.
- B. In the event any provision, or provisions, contained in this MOU is/are held to be unenforceable, then this MOU shall be construed without such provision(s), and the remaining provisions shall continue in full force and effect. This MOU constitutes the complete, exclusive, and final agreement between the parties, and supersedes all oral or written proposals, prior written agreements, and/or other prior communications between the parties concerning the subject matter in this MOU.

## **15. Signatures**

This MOU is hereby approved and signed by the Ellis County Juvenile Board and the WISD Board. (See signature page that follows)

**ELLIS COUNTY JUVENILE BOARD**

---

Judge William Wallace  
Chair, Juvenile Board  
378th District Court

---

Date

---

Chelsea Smith, Chief Director  
Ellis County Juvenile Services

---

Date

**WAXAHACHIE INDEPENDENT SCHOOL DISTRICT**

Approved and signed on \_\_\_\_\_, 2025.

Board of Trustees President or Designee

\_\_\_\_\_  
(Signature of President/Designee)

\_\_\_\_\_  
(Printed Name of President/Designee)

Address:

\_\_\_\_\_  
\_\_\_\_\_

Phone Number:

\_\_\_\_\_

Email Address:

\_\_\_\_\_

**Waxahachie Independent School District  
BOARD OF TRUSTEES**

**Date:** March 23, 2026 **Presented By:** Lisa Mott

**Subject:** Library material acquisition **Related Page(s)** 1



**EXECUTIVE SUMMARY:**

*List of library materials recommended for purchase by the junior high libraries and school library advisory committee*

		BOARD PRIORITY GOALS
X	Priority #1	Student Growth
	Priority #2	Honor and Support Staff
X	Priority #3	Community and Stakeholder Relationships
	Priority #4	Financial Integrity

**ATTACHMENTS:**

*List of proposed materials*

**RECOMMENDATION:**

*It is recommended that the Board approve the purchase of the library materials*

### Junior High Proposed Library Materials - Spring 2026

Title	Author	Interest Level
Away	Freeman, Megan E	5-8
Benny on the Case	King, Wesley	3-6
Beyond Mulberry Glen	Florence, Millie	3-6
The Burning Season	Rose, Caroline Starr	5-8
Candle Island	Wolk, Lauren	5-8
The Curse Breaker	Calonita, Jen	5-8
The dark times of Nimble Nottingham	Black, Ryan James	5-8
Dreamslinger	Kim, Graci	5-8
The factory	Egan, Catherine	3-6
The forbidden room	Pau Preto, Nicki	3-6
The impossible trials of Benjiamiah Creek	Lees, Jordan	3-6
It's All or Nothing, Vale	Arango, Andrea Beatriz	5-8
Just keep walking	Downing, Erin Soderberg	3-6
Kwame crashes the underworld	Farmer, Craig Kofi	3-6
El laberinto de lo perdido y lo encontrado	Lees, Jordan	3-6
The labyrinth of lost and found	Lees, Jordan	3-6
Leah vs. art	McCullough, Joy	3-6
The legend of the last library	Cole, Frank	3-6
May the Best Player Win	Zhao, Kyla	5-8
Meet me at sunset	Heart, Lee	5-8

The Millicent Quibb School of Etiquette for young ladies of mad science	McKinnon, Kate	3-6
Please Pay Attention	Sumner, Jamie	5-8
Relic of Thieves	Targosz, Shana	3-6
Rick Kotani's 400 million dollar summer	Brown, Waka T	5-8
River of Spirits	Targosz, Shana	3-6
Secrets of the purple pearl	McKinnon, Kate	3-6
Someone's been messing with reality	Hearne, John	3-6
Spark	Baron, Chris	5-8
A Study in Secrets	Florence, Debbi Michiko	3-6
Trouble with Heroes	Messner, Kate	5-8
The underdogs of Upson Downs	Silvey, Craig	3-6
Wander lost	Martin, Laura	3-6
Where only storms grow	Colman, Alyssa	3-6
The Witching Wind	Lloyd, Natalie	3-6
The Swifts: A Dictionary of Scoundrels	Beth Lincoln	4-5

**Waxahachie Independent School District  
BOARD OF TRUSTEES**

**Date:** March 23, 2026      **Presented By:** Ryan Kahlden

**Subject:** Bleacher replacement at Finley JH      **Related Page(s)** 4



**EXECUTIVE SUMMARY:**

The administration is seeking approval to replace the current bleachers at Finley Junior High as they are broken and in need of replacement. The overall size of the current bleachers allows them to easily bind and break when they are being expanded and contracted for campus use. Unfortunately, this occurred in the fall 2025 semester to the point where the bleachers are no longer repairable.

The recommendation is to approve the quote for bleacher replacement from RFS Sports at a cost of \$211,764. This cost will be paid by funds from Proposition C of the 2023 bond.

**ATTACHMENT:**

Quote comparison form with related quotes

		BOARD PRIORITY GOALS
	Priority #1	Student Growth
	Priority #2	Honor and Support Staff
	Priority #3	Community and Stakeholder Relationships
X	Priority #4	Financial Integrity

**RECOMMENDATION:**

Approve purchase of telescoping bleachers for Finley Junior High from RFS Sports at a cost not to exceed \$215,000.

# Waxahachie Independent School District

## Quote Comparison Form

In accordance with Board policy CH (LOCAL), all purchases over \$5,000 are required to record at least three quotes received before a purchase order is issued. The use of this form is recommended, though not required, for all purchases below \$5,000. All quotes for purchases over \$5,000 should be remitted to the business office for recordkeeping.

Name of Person securing quotes: Andy Reeves  
Department: Support Services- Maintenance  
Budget Allocated for Purchase: 900  
Item(s) being quoted: Bleacher replacement for Finley JH

Vendor #1: Company Name: RFS Sports  
Representative: Reed Hamilton  
Vendor Approved via: Buy Board  
Amount Quoted: \$211,764.00

Vendor #2: Company Name: Concord Comercial  
Representative: Alan Greenwood  
Vendor Approved via: Vendor List  
Amount Quoted: \$245,592.00

Vendor #3: Company Name: Reeves Elec  
Representative: Wesley Reeves  
Vendor Approved via: Via Mido Isd  
Amount Quoted: \$275,000.00

Based on the quotes received, I believe it is the most advantegous to Waxahachie ISD to use RFS Sports

  
\_\_\_\_\_  
Campus Principal / Department Head / Administrator

2/28/2026  
\_\_\_\_\_  
Date

\_\_\_\_\_  
Business Office Approval

\_\_\_\_\_  
Date



375 Columbia Memorial Pkwy  
 Kemah, TX 77565  
 Phone: 281.334.6800  
 www.teamrfs.com



55

## New Bleacher Proposal

<b>To:</b> Finley JRHS	<b>Date of Quote:</b> 1/19/2026
<b>Project Name:</b> Waxahachie Finley JRHS Bleachers	<b>Addenda Noted:</b> N/A
<b>Project Address:</b> 2401 Brown St, Waxahachie, TX 75165	<b>Building Code:</b> IBC 2021
<b>Contact Name:</b>	<b>Quoted By:</b> Tim Mockapetris
<b>Contact Phone:</b>	<b>RFS Sales Rep:</b> Reed Hamilton
<b>Contact Email:</b>	
<b>Product:</b> Telescopic Bleachers	<b>Co-Op:</b> TIPS #25010401

**Proposal Amount: \$211,764.00**

Delivered and installed (no tax)  
 Proposal is valid for 30 days and is priced for shipment through 7/2026  
 Add 2% per quarter for shipment after this date.

**Proposal Adds/Deducts:**

### Description of Bleachers

<b>Manufacturer:</b> Hussey	<b>Model:</b> Maxam 26	<b>Row Spacing:</b> 26"
<b>Row Rise:</b> 9 5/8"	<b>Seat Quantity:</b> 582	<b>Operation:</b> 208V 3 Phase
<b>End Rails:</b> Self Storing	<b>End Panels:</b> Solid Vinyl	<b>Aisles:</b> Foot Level
<b>Type:</b> RvFold Floor Atch	<b>Deck Finish:</b> Clear	<b>Seat Material:</b> 10" Plastic
<b>Color:</b> TBD	<b>Seat Numbers:</b> No	<b>Row Letters:</b> No

**Description:** Bank A - Not to exceed 86' (including end rails), 14 rows, 5 sections, 4 aisles, 7 ADA spaces.

**Accessories:** Intermediate aisle steps, hinged front aisle steps, manual rotating aisle rails, rear rails, rear wood paneling up to 8'- vinyl to fill gap, pendant controlled.

Proposal includes demo/disposal of existing bleachers being replaced. Proposal assumes 208V 3 phase power is available.

**Notes:**

**Exclusions:** Electrical power source, junction box, disconnect, or connection to power source  
 Costs associated with storage of seating and additional trip charges beyond installation date provided by contractor. Dumpsters for packaging materials.

**TERMS: Net 30.**

All orders paid with a credit card will be assessed a 3% convenience fee at the time of invoicing (Mastercard/Visa only). All accounts with a balance after 30 days from invoice will be assessed 1.5% interest every 30 days. Material pricing is subject to manufacturer increases & or material storage fees after 30 days from original proposal. Taxes will be added at the time of invoicing if tax exempt form is not received. Field Measurements: Required and completed by RFS prior to fabrication to be noted on RFS provided project-specific submittal drawings. Product locations and quantities are solely based on this proposal and provided drawings from RFS. Seat count is an estimate only and subject to change based on actual project conditions.

**Send all contracts to: [nick@teamrfs.com](mailto:nick@teamrfs.com) and [thomas@teamrfs.com](mailto:thomas@teamrfs.com)**



11400 Long Street, Balch Springs, TX 75180-3232  
 Phone: 972-557-8789 Fax: 972-557-7209  
 Website: www.concordcommercialservices.com



# Estimate

Date	Estimate #
2/27/2026	26-135

Name / Address
Waxahachie ISD 411 N. Gibson Street Waxahachie, TX 75165

Location of Work
Eddie Finley Junior High School 2401 Brown St. Waxahachie, TX 75165

P.O. Number	CCS Estimator	CCS Project	Customer Contact
	RB		Andy Reeves

Description	Total
<p>Scope of Work - Replace Bleachers with New Interkal Bleachers:</p> <ol style="list-style-type: none"> <li>1. Mobilize equipment, material and labor to job site</li> <li>2. Remove existing gymnasium bleachers</li> <li>3. Supply and install new Interkal Telescoping bleachers</li> <li>4. Properly dispose of any trash into dumpster</li> <li>5. Clean and remove any construction debris as generated by this Contractor</li> </ol> <p>Labor, Materials and Equipment</p> <p>Note: Once orders are approved and placed with the factory, delivery date will then be provided.</p> <p>Option 1: Add \$3,910.00 to Base Bid for 120V single phase power in lieu of 208V 3 phase.</p> <p>Maintain Safe Environment. Protect Surrounding, Furnishings, Landscaping &amp; Structure. Will coordinate with on site personnel to limit and control any business disruption.</p>	245,592.00

Thank you for giving us the opportunity to bid on this job!	<b>Subtotal</b>	\$245,592.00
Acceptance: The above prices, specifications and conditions are satisfactory and hereby accepted. You are authorized to do the work as specified. Payment will be made as outlined above.	<b>Sales Tax (8.25%)</b>	\$0.00
	<b>Total</b>	\$245,592.00

Signature: \_\_\_\_\_ Date: \_\_\_\_\_

209 Bent Creek Dr  
Waxahachie, TX, 75165  
wes@reeveselec.com  
www.electricalcontractorwaxahachie.com  
972-938-0893  
Wesley Reeves 469-245-5591  
TECL#11808

## Estimate

# Reeves Electrical Contracting Inc.

For: Waxahachie ISD  
phreeves@wisd.org  
411 N Gibson St  
Waxahachie, TX, 75165-3007

Estimate No: 832  
Date: 02/27/2026

Code	Description	Quantity	Rate	Amount
Contract price	Total bleacher replacement at Finley gym. Hussey bleacher brand Telescopic bleachers	1	\$275,000.00	\$275,000.00
		Subtotal		\$275,000.00
		Total		\$275,000.00

**Total \$275,000.00**

### Notes

This Estimate is only good for 30 days. Reeves Electrical Contracting has a one year warranty on all material that we supply.

Reeves Electrical Contracting Inc.

Client's signature

**Waxahachie Independent School District  
BOARD OF TRUSTEES**

**Date:** March 23, 2026 **Presented By:** Ryan Kahlden

**Subject:** Support Service Vehicles **Related Page(s)** 7



**EXECUTIVE SUMMARY:**

The administration is seeking approval to purchase three new vehicles for support services. The district is seeking two mid-size pickup trucks. One truck is to replace a vehicle that was recently vandalized and the second to accommodate staff growth and increase ability to respond to submitted work orders and campus needs. Additionally, the request includes a smaller cargo van to allow for an additional vehicle to facilitate increased volume of deliveries from orders received at our centralized receiving department.

The total price of this request is \$110,125 from Caldwell Country Ford and the vehicles would be delivered in approximately 90-120 days. The district budget would need to be increased to facilitate this request.

**ATTACHMENT:**

Quote comparison form with related quotes

		BOARD PRIORITY GOALS
	Priority #1	Student Growth
	Priority #2	Honor and Support Staff
	Priority #3	Community and Stakeholder Relationships
X	Priority #4	Financial Integrity

**RECOMMENDATION:**

Approve purchase of three vehicles from Caldwell Country Ford for support service operations at a price not to exceed \$115,000 and amend the budget as necessary.

# Waxahachie Independent School District

## Quote Comparison Form

In accordance with Board policy CH (LOCAL), all purchases over \$5,000 are required to record at least three quotes received before a purchase order is issued. The use of this form is recommended, though not required, for all purchases below \$5,000. All quotes for purchases over \$5,000 should be remitted to the business office for recordkeeping.


Name of Person securing quotes: Andy Reeves  
Department: Support Services- Maintenance  
Budget Allocated for Purchase: \_\_\_\_\_  
Item(s) being quoted: 2 Trucks and 1 Van

Vendor #1: Company Name: Sam Pack 5 Star Ford  
Representative: Austin Moore  
Vendor Approved via: Buy Board  
Amount Quoted: \$128,568.89

Vendor #2: Company Name: Cauldwell Country Ford  
Representative: Sidd Barnet  
Vendor Approved via: Buy Board  
Amount Quoted: \$110,125.00

Vendor #3: Company Name: Doggett Freightliner of Austin  
Representative: Drew Neubaubauer  
Vendor Approved via: Buy Board  
Amount Quoted: No Bid

Based on the quotes received, I believe it is the most advantageous to Waxahachie ISD to use Cauldwell Country

  
\_\_\_\_\_  
Campus Principal / Department Head / Administrator

3/2/2026  
\_\_\_\_\_  
Date

\_\_\_\_\_  
Business Office Approval

\_\_\_\_\_  
Date



**CUSTOMIZED PRODUCT PRICING SUMMARY BASED ON CONTRACT**  
 Cars and Light Trucks  
 Team Members Austin Moore - Kevin Moore - Jorge Guerra - Alan Rosner  
 BuyBoard 724-23

End User: WAXAHACHIE ISD Sam Pack's Rep: AUSTIN MOORE  
 Contact: ANDY REEVES Date: 2/4/2026  
 Contact TN/Email: phreeves@wisd.org Phone #: 972-923-4645 ext 1122

Product Description: 2025 FORD T-150 TRANSIT LOW ROOF CARGO Color Code WHITE

A. Bid Line # 126 Base Price: \$ **44,561.00**

B. Published Options (Itemize Each Below)

Code	Description	Bid Price	Code	Description	Bid Price
	Automatic Transmission	INCLUDED		148 WHEEL BASE	\$ 1,400.00
	Air Conditioning	INCLUDED		8800 GVWR REQUIRED	INCLUDED
	Power Group	INCLUDED		RADIO SYNC3 4" SCN BLUETOOTH	\$ 930.00
	Speed Control	\$ 325.00		360 DEGREE CAMERA	\$ 1,000.00
	REAR VIEW CAMERA	INCLUDED			
	VINYL INTERIOR	INCLUDED			
	3.5L PFDI V6	INCLUDED		<b>STOCK UNIT</b>	
	10-SPEED AUTO TRANS	INCLUDED		<b>SKA36349</b>	
	LOAD AREA PROTECTION PKG	\$ 485.00			
	REVERSE SENSING SYSTEM	INCLUDED			
	253 DEGREE OPENING	\$ 75.00			
	TWO ADDITIONAL KEYS	\$ 75.00			

Total of B. - Published Options \$ **4,290.00**

C. Dealer Published Options

Code	Description	Bid Price	Code	Description	Bid Price

Total of C. - Dealer Published Options \$ -

D. Off Menu Options

Code	Description	Bid Price	Code	Description	Bid Price
	SAFETY PARTION	\$1,775.00			
	TINT	\$225.00			

Off Menu Options limited to 25% of Published Price		Current %	4.09%	Total of D. - Off Menu Options	\$2,000.00
Delivery Charges			0 Miles @ \$1.49/mile		\$ -
Floorplan Expense			100 Days	\$7.63 Per Diem	\$ 762.77
Lot Insurance Expense			100 Days	\$7.63 Per Diem	\$ 762.77
Manufacturer Delivery Fee					\$ 2,095.00
Quantity Ordered	1	X F =		Total Each	\$ 54,471.53
Administrative Fee					\$ 54,471.53
Trade In Allowance - Non-Equipment debits and credits					\$ 400.00
TOTAL PURCHASE PRICE INCLUDING ADMIN FEE			223		\$ -
					<b>\$54,871.53</b>

**CALDWELL COUNTRY FORD dba ROCKDALE COUNTRY FORD**  
**479 W US HWY 79 ROCKDALE, TEXAS 76567**  
**BUYBOARD 724-23**

End User: WAXAHACHIE ISD Caldwell Rep: SIDD BARNETT  
 Contact: ANDY REEVES Phone: (979) 567-1500  
 Phone/ Email: PHREEVES@WISD.ORG/972-923-4645 Date: Wednesday, February 25, 2026  
 Product Description: 2026 Ford Ranger (R4B) XL 2WD SuperCrew 5' Box Email: SBARNETT@USAAUTOMOTIVEPART

A. Bid Series: 2026 Ford Ranger A. Base Price: \$ 30,750.00

B. Published Options [Itemize each below] Quote Number: 5113

Code	Model Vehicle				
R4B	2026 Ford Ranger (R4B) XL 2WD SuperCrew 5' Box				
Code	Options	Bid Price	Code	Options	Bid Price
100A	Equipment Group 100A Standard	\$0.00			
44T	Transmission: Electronic 10-Speed Automa	\$0.00			
99H	Engine: 2.3L EcoBoost	\$0.00			
BH	Ebony, Cloth Front Bucket Seats	\$0.00			
YZ	Oxford White	\$0.00			
	3.73 Axle Ratio	\$0.00			
	Tires: 255/70R17 All-Terrain BSW	\$0.00			
<b>Total of B. Published Options</b>					\$ <b>-</b>

C. Unpublished Options [Itemize each below, not to exceed 25%]

Unpublished Options	Bid Price	Unpublished Options	Bid Price
DROP HITCH	325		
<b>Total of C. Unpublished Options:</b>			\$ <b>325.00</b>

D. Registration, Inspection, Paperwork, Postage cost, Courthouse time, & Runner time:

E. Upfitter/Quote Number:

F. Delivery ETA: 90- 120 DAYS APPROX \$

G. Floor Plan Interest (for in-stock and/or equipped vehicles):

H. Lot Insurance (for in-stock and/or equipped vehicles):

I. Contract Price Adjustment:

J. Additional Delivery Charge 150 miles \$

K. Subtotal \$

L. Quantity Ordered 2 x K = \$

M. Trade in:

N. Coop Fee per purchase order \$

O. Total purchase price with coop fee (Prices and availability are subject to change without notice) \$

**DISCLAIMER**

PRICES AND AVAILABILITY CAN CHANGE AT ANY TIME WITHOUT FURTHER NOTICE DUE TO SUPPLY CHAIN CHALLENGES. REVERIFY PRICING BEFORE ISSUING A PURCHASE ORDER. FINAL PRICE IS NOT CONFIRMED UNTIL VEHICLE ORDER IS ACCEPTED BY THE MANUFACTURER. ACKNOWLEDGE BY EMAIL RECEIPT THAT THE PURCHASE ORDER WAS RECEIVED BY USA AUTOMOTIVE PARTNERS, LLC. (CALDWELL COUNTRY CHEVROLET, ROCKDALE COUNTRY FORD dba CALDWELL COUNTRY FORD, CAMERON COUNTRY CDJR)

**CALDWELL COUNTRY FORD dba ROCKDALE COUNTRY FORD**  
**479 W US HWY 79 ROCKDALE, TEXAS 76567**  
**BUYBOARD 724-23**

End User: WAXAHACHIE ISD Caldwell Rep: SIDD BARNETT  
 Contact: ANDY REEVES Phone: (979) 567-1500  
 Phone/ Email: PHREEVES@WISD.ORG/972-923-4645 Date: Friday, February 20, 2026  
 Product Description: 2026 Ford Transit Cargo Van (E1Y) T-150 130" Low Rf 8800 GV Email: SBARNETT@USAAUTOMOTIVEPART

A. Bid Series: 2025 FORD TRANSIT CARGO VAN A. Base Price: \$ 44,050.00

B. Published Options [Itemize each below] Quote Number: 5021

Code	Model Vehicle				
E1Y	2026 Ford Transit Cargo Van (E1Y) T-150 130" Low Rf 8800 GVWR RWD				
Code	Options	Bid Price	Code	Options	Bid Price
101A	Order Code 101A	\$0.00			
21G	Dark Palazzo Gray Vinyl Bucket Seats	\$0.00			
44U	Transmission: 10-Spd Automatic w/OD & S	\$0.00			
998	Engine: 3.5L PFDi V6 Flex-Fuel	\$0.00			
VK	Dark Palazzo Gray, Vinyl Front Bucket Sea	\$0.00			
X73	3.73 Axle Ratio	\$0.00			
YZ	Oxford White	\$0.00			
<b>Total of B. Published Options</b>					\$ <u>-</u>

C. Unpublished Options [Itemize each below, not to exceed 25%]

Unpublished Options	Bid Price	Unpublished Options	Bid Price
DROP HITCH	325		
<b>Total of C. Unpublished Options:</b>			\$ <u>325.00</u>

D. Registration, Inspection, Paperwork, Postage cost, Courthouse time, & Runner time:

E. Upfitter/Quote Number: KNAPHEIDE QU-62-1055851-1 \$ 1,450.00

F. Delivery ETA: 90-120 DAYS APPROX \$ -

G. Floor Plan Interest (for in-stock and/or equipped vehicles):

H. Lot Insurance (for in-stock and/or equipped vehicles):

I. Contract Price Adjustment:

J. Additional Delivery Charge 150 miles \$ 450.00

K. Subtotal \$ 46,275.00

L. Quantity Ordered 1 x K = \$ 46,275.00

M. Trade in:

N. Coop Fee per purchase order \$ 400.00

O. Total purchase price with coop fee (Prices and availability are subject to change without notice) \$ 46,675.00

**DISCLAIMER**

PRICES AND AVAILABILITY CAN CHANGE AT ANY TIME WITHOUT FURTHER NOTICE DUE TO SUPPLY CHAIN CHALLENGES. REVERIFY PRICING BEFORE ISSUING A PURCHASE ORDER. FINAL PRICE IS NOT CONFIRMED UNTIL VEHICLE ORDER IS ACCEPTED BY THE MANUFACTURER. ACKNOWLEDGE BY EMAIL RECEIPT THAT THE PURCHASE ORDER WAS RECEIVED BY USA AUTOMOTIVE PARTNERS, LLC. (CALDWELL COUNTRY CHEVROLET, ROCKDALE COUNTRY FORD dba CALDWELL COUNTRY FORD, CAMERON COUNTRY CDJR)

## Andy Reeves

---

**From:** Andy Reeves  
**Sent:** Thursday, February 26, 2026 1:11 PM  
**To:** Drew Neubauer  
**Subject:** RE: Waxahachie ISD Trucks

Good Afternoon,

Have you had time to get those prices yet for those 3 vehicles. Sorry if I'm putting pressure on you but I need to get that by Monday at 10 am. The po has to be board approved and the deadline for that is Monday at 12pm. Thanks



---

**From:** Drew Neubauer <drew.neubauer@doggett.com>  
**Sent:** Sunday, February 22, 2026 2:33 PM  
**To:** Andy Reeves <phreeves@wisd.org>  
**Cc:** Brad Johnson <Brad.Johnson@doggettauto.com>  
**Subject:** RE: Waxahachie ISD Trucks

**CAUTION:** This email originated from outside of the organization. Do not click links, open attachments, or reply unless you recognize the sender's email address and know the content is safe.

Thank you Andy, I will send this over to our Ford team.

**Drew Neubauer | General Manager**  
**Doggett Freightliner of Austin, Buda, and Round Rock**

---

C: (512) 845-7471 | O: (512) 389-0000  
1701 Smith Rd, Austin TX 78721  
[drew.neubauer@doggett.com](mailto:drew.neubauer@doggett.com)  
[www.doggettfreightliner.com](http://www.doggettfreightliner.com)



**From:** Andy Reeves <[phreeves@wisd.org](mailto:phreeves@wisd.org)>  
**Sent:** Wednesday, February 18, 2026 2:38 PM  
**To:** Drew Neubauer <[drew.neubauer@doggett.com](mailto:drew.neubauer@doggett.com)>  
**Subject:** Waxahachie ISD Trucks

Good Afternoon, I'm the Director of Maintenance and Operations for WISD. I'm looking to get pricing on some trucks if you have some time. I'm looking at purchasing the following:

- 2 New Ford Ranger XLT's
- 1 New Ford 250 Delivery van with towing and a driver to cab separator.

All vehicles will need to be base models, and the ext. needs to be all white in color.

Please let me know if you can help with this. Thanks and have a great day.



**Andy Reeves**  
Director of Support Services  
☎ 972-923-4645 ext 11252  
✉ [phreeves@wisd.org](mailto:phreeves@wisd.org)  
📍 631 Solon Rd  
My One Word: TEAM

## Disclaimer

The information contained in this communication from the sender is confidential. It is intended solely for use by the recipient and others authorized to receive it. If you are not the recipient, you are hereby notified that any disclosure, copying, distribution or taking action in relation of the contents of this information is strictly prohibited and may be unlawful.

**Waxahachie Independent School District  
BOARD OF TRUSTEES**

**Date:** March 23, 2026 **Presented By:** Ryan Kahlden

**Subject:** Forreston Land Purchase **Related Page(s)** None



**EXECUTIVE SUMMARY:**

The administration is seeking to purchase approximately 119 acres of land (Ellis County parcel ID: 180012) to be utilized as a potential site for educational facilities at a price of \$26,000 per acre – a total cost of \$3,125,000. The administration is also seeking to have authority to execute all documents granted to the Board President.

		BOARD PRIORITY GOALS
	<b>Priority #1</b>	<b>Student Growth</b>
	<b>Priority #2</b>	<b>Honor and Support Staff</b>
	<b>Priority #3</b>	<b>Community and Stakeholder Relationships</b>
X	<b>Priority #4</b>	<b>Financial Integrity</b>

**RECOMMENDATION:**

Approve purchase of 119 acres of land on IH 35E for future instructional site(s) at a cost of \$26,000 per acre, \$3,125,000 and authorize the Board President to execute all documents.

Waxahachie Independent School District  
**BOARD OF TRUSTEES**

**Date:** March 23, 2026                      **Presented By:** Theresa Burkhalter

**Subject:** TIA Director                      **Related Page(s)** 1



**EXECUTIVE SUMMARY:**

The Human Resources Department is requesting approval of a TIA Director.

**ATTACHMENTS:**

Memorandum

		BOARD PRIORITY GOALS
	<b>Priority #1</b>	<b>Student Growth</b>
X	<b>Priority #2</b>	<b>Honor and Support Staff</b>
	<b>Priority #3</b>	<b>Community and Stakeholder Relationships</b>
X	<b>Priority #4</b>	<b>Financial Integrity</b>

**RECOMMENDATION:**

Approve a TIA Director.



## **Board Memorandum**

### **Information Item**

**To:** Rebecca McCutchen, Superintendent  
**From:** Theresa Burkhalter, Assistant Superintendent of Human Resources  
**Date:** March 23, 2026  
**Subject:** Director of Teacher Incentive Allotment

---

Administration recommends the approval of the creation of a Director of Teacher Incentive Allotment position to provide oversight of the District's Teacher Incentive Allotment (TIA) program. The Director of TIA will be housed in the Human Resources department. As TIA continues to expand, dedicated leadership is necessary to ensure compliance with TEA requirements, maintain data integrity, and sustain effective use of TIA funds to retain and reward highly effective teachers. The position will be funded through TIA administrative and general funds. The expected cost of the position is \$110,000.

Waxahachie Independent School District  
**BOARD OF TRUSTEES**

**Date:** March 23, 2026                      **Presented By:** Theresa Burkhalter

**Subject:** Stipend for Summer School Principal                      **Related Page(s)** 1



**EXECUTIVE SUMMARY:**

The Human Resources Department is requesting approval of stipend for summer school principal

**ATTACHMENTS:**

Memorandum

		BOARD PRIORITY GOALS
	<b>Priority #1</b>	<b>Student Growth</b>
X	<b>Priority #2</b>	<b>Honor and Support Staff</b>
	<b>Priority #3</b>	<b>Community and Stakeholder Relationships</b>
X	<b>Priority #4</b>	<b>Financial Integrity</b>

**RECOMMENDATION:**

Approve of stipend for summer school.



## Board Memorandum

### Information Item

**To:** Rebecca McCutchen, Superintendent  
**From:** Theresa Burkhalter, Assistant Superintendent of Human Resources  
**Date:** March 23, 2026  
**Subject:** **Summer School Principal Stipend**

---

Administration recommends approval of a summer school principal stipend to compensate a campus administrator for the additional responsibilities associated with the planning, staffing, supervising, and evaluating of the summer school program. The stipend is intended to recognize the extended time commitment and accountability required to ensure the district is providing a high-quality instructional program. Total cost: \$5000

**Waxahachie Independent School District  
BOARD OF TRUSTEES**

**Date:** March 23, 2026 **Presented By:** Stephen Mott

**Subject:** TC Wilemon old tax office remodel **Related Page(s)** 2



**EXECUTIVE SUMMARY:**

The project of updating the Old Tax office at TC Wilemon campus to meet the City requirements at a cost not to exceed \$65,000.00 more than original amount of \$45,000.00. We used the same contractor that was used the first time since the city was requiring added things to be completed.

		BOARD PRIORITY GOALS
	<b>Priority #1</b>	<b>Student Growth</b>
	<b>Priority #2</b>	<b>Honor and Support Staff</b>
X	<b>Priority #3</b>	<b>Community and Stakeholder Relationships</b>
X	<b>Priority #4</b>	<b>Financial Integrity</b>

**RECOMMENDATION:**

Administration recommends the TC Wilemon old tax office project be approved as presented.



**Harts Flooring**  
4420 Mint Way  
DALLAS, TX 75236 USA  
harts-flooring@att.net  
hartsflooring.com

## Estimate

**ADDRESS**  
Waxahachie ISD

**ESTIMATE # 3322**  
**DATE 08/01/2025**

**SALES REP**  
Gary

**JOB NAME**  
Old credit Union

DESCRIPTION	QTY	RATE	AMOUNT
remove all old subflooring	1	0.00	0.00
supply and install new beams, joist, and decking for new plywood floors	1	0.00	0.00
supply and install Tyvek for walls, foam board for walls, and OSB for walls	1	0.00	0.00
labor not to exceed	1	45,000.00	45,000.00
<b>SUBTOTAL</b>			45,000.00
<b>TAX</b>			0.00
<b>TOTAL</b>			<b>\$45,000.00</b>

Accepted By

Accepted Date

ORIGINAL COST



**Harts Flooring**  
 4420 Mint Way  
 DALLAS, TX 75236 USA  
 harts-flooring@att.net  
 hartsflooring.com

# INVOICE

**BILL TO**  
 Waxahachie ISD

**INVOICE #** 9790  
**DATE** 01/19/2026  
**DUE DATE** 02/03/2026  
**TERMS** Net 15

**SALES REP**  
 Gary

**JOB NAME**  
 City Comments

DESCRIPTION	QTY	RATE	AMOUNT
Change to Build per City Comments - Furnish and install ceiling grid and 2x2 ceiling tile throughout building - Caulk and paint wood walls throughout - Paint doors (7) - Demo walls in hallway to make a larger restroom - Frame larger bathroom and supply and install new 36" door - Reframe walls in restroom to accommodate new plumbing - Repair LVT flooring - Furnish and install new floor joist with joist hangers throughout on 6" and 8"centers per new plans - Furnish and install new piers at existing support beams per new plans *** Note all joist and pier work done under existing floors	1	42,750.00	42,750.00

SUBTOTAL	42,750.00
TAX	0.00
TOTAL	42,750.00
BALANCE DUE	<b>\$42,750.00</b>

Pay invoice

ADDED COSTS PER CITY

**Waxahachie Independent School District  
BOARD OF TRUSTEES**

**Date:** March 23, 2026 **Presented By:** Ryan Kahlden

**Subject:** Child Nutrition Serving Line Replacements **Related Page(s)** 2



**EXECUTIVE SUMMARY:**

The administration is seeking approval of a bid to replace serving lines in the cafeteria at Dunaway, Northside, Shackelford, and Wedgeworth Elementary. The cost of these replacements would be funded by fund balance in the Child Nutrition fund. Two responses initially had the exact same bid total, so staff reached back out to all respondents to seek a best and final pricing. Two responses lowered their pricing based on the additional opportunity.

The recommendation is to award replacement of these serving lines to Ace Mart utilizing the Counter Craft replacement proposal at a cost of \$998,944.60.

**ATTACHMENT:**

Proposal from Ace Mart

		BOARD PRIORITY GOALS
	Priority #1	Student Growth
	Priority #2	Honor and Support Staff
	Priority #3	Community and Stakeholder Relationships
X	Priority #4	Financial Integrity

**RECOMMENDATION:**

Approve awarding of contract to Ace Mart, utilizing the Counter Craft product line, for the replacement of serving lines at various campuses at a cost not to exceed \$998,944.60.

**ORIGINAL BID**  
Received 2/27/26

Campus	Company	Serving line(s)	Removal Fee	Final Cost
Shackelford	Counter Craft	\$260,353.25	\$2,581.23	
Dunaway		\$260,353.26	\$5,162.46	
Northside		\$216,752.61	\$7,039.71	
Wedgeworth		\$244,288.87	\$5,162.46	
<b>Total</b>		<b>\$981,747.99</b>	<b>\$19,945.86</b>	<b>\$1,001,693.85</b>

Shackelford	Mod-U-Serve	\$245,121.45	\$8,505.75	
Dunaway		\$245,121.45	\$8,505.75	
Northside		\$224,729.40	\$9,773.25	
Wedgeworth		\$250,163.55	\$9,773.25	
<b>Total</b>		<b>\$965,135.85</b>	<b>\$36,558.00</b>	<b>\$1,001,693.85</b>

Shackelford	Low Temp	\$256,836.80	\$22,908.60	
Dunaway		\$256,836.80	\$22,908.60	
Northside		\$213,165.70	\$16,344.90	
Wedgeworth		\$213,165.70	\$16,344.90	
<b>Total</b>		<b>\$940,005.00</b>	<b>\$78,507.00</b>	<b>\$1,018,512.00</b>

**BEST & FINAL OFFER or OFFER STILL STANDS**  
Due 3/3/26

Campus	Company	Serving line(s)	Removal Fee	
Shackelford	Counter Craft	\$259,624.18	\$2,581.23	\$262,205.41
Dunaway		\$259,624.18	\$5,162.46	\$264,786.64
Northside		\$216,145.62	\$7,039.71	\$223,185.33
Wedgeworth		\$243,604.76	\$5,162.46	\$248,767.22
<b>Total</b>		<b>\$978,998.74</b>	<b>\$19,945.86</b>	<b>\$998,944.60</b>

Shackelford	Mod-U-Serve	\$249,174.37	\$4,775.04	\$253,949.41
Dunaway		\$249,174.37	\$4,775.04	\$253,949.41
Northside		\$228,445.15	\$4,775.04	\$233,220.19
Wedgeworth		\$254,299.83	\$4,775.04	\$259,074.87
<b>Total</b>		<b>\$981,093.72</b>	<b>\$19,100.16</b>	<b>\$1,000,193.88</b>

Shackelford	Low Temp	<b>OFFER STILL STANDS</b>		
Dunaway		"		
Northside		"		
Wedgeworth		"		
<b>Total</b>		"		<b>OFFER STILL STANDS</b>

## RFP#26-937 and WISD ES Serving Line Replacements

Released by: Waxahachie Student Nutrition Department

Evaluation Rubric Sample *CounterCraft*

The following sample evaluation rubric will be used to determine a bid winner.

Description of Evaluation Criterion	# of Points Allowed
<p>1. <b>The cost to the Purchaser.</b> All products or a sampling of products will be matched between all bidding vendors. A mathematical calculation as shown below will be used to determine the evaluation score for each Vendor. The Vendor with the lowest cost will be considered "low bid." Formula used: <math>\text{Low Bid} / \text{Low Bid} \times [\text{Enter pricing score points}]</math>, <math>\text{Low Bid} / 2^{\text{nd}} \text{ Low Bid} \times [\text{Enter pricing score points}]</math>, etc.;</p>	44
<p>2 <b>Responsible and responsive bidder.</b> Each vendor's submitted documents will be reviewed for completeness. Any missing document, missed entry, or missing signature will create a one (1) point reduction in the criterion score. Products offered will be reviewed to ensure they meet the written specifications. Any products not matching the written specification will create a one (1) point reduction in the criterion score.</p>	15
<p>3 <b>The quality of the vendor's goods</b> will be based on experience with the product(s). If evaluator is not familiar or experienced with the product(s), samples will be requested and compared based on appearance, flavor, texture, ease of preparation, etc. If reviewer is unfamiliar and cannot sample, full points will be given.</p>	15
<p>4 <b>The extent to which the goods or services meet the purchaser's needs.</b> Products specified meet the Purchaser's needs. The Vendor must offer a variety of products that match the specifications and products that meet the requirements of USDA federal regulations for foods in schools.</p>	5

5	<p><b>Reputation of Vendor and Vendor goods/services per reference feedback.</b> Each submitted reference will be sent a questionnaire and asked to rate the quality of services received, products received, response time, and interest with continued business. A point system will be used based on total points received from each reference responder. Vendors are required to supply 3 good references. If a reference cannot respond based on district or company rules, the Vendor will be asked to provide another viable reference. The Purchaser recognizes that some districts or companies do not allow responses to reference checks. The Purchaser will not deduct points if at minimum one reference feedback can be received. If the Vendor cannot provide any good references, zero points will be given.</p>	15
6	<p><b>Qualifies as HUB, Minority, Woman-Owned, Small or Veteran-Owned Business.</b> The Purchaser desires to create full and open competition between small and large companies. Businesses that qualify are given a point but must submit certificates of proof.</p>	2
7	<p><b>Other relevant factors</b> that will be considered in evaluating and scoring a vendor.</p> <ul style="list-style-type: none"> <li>a. Online ordering system, ease of use if known. If unknown, a demonstration will be required.</li> <li>b. Reports available online or per request such as products purchased, revenue sales, Buy American Spend Tracker if applicable, etc. Lead times as it pertains to specified products.</li> </ul>	4
	<p>c. <b>Maximum Points:</b></p>	100

The evaluation Committee will consist of following employees: “enter all names of evaluating individuals.” If a real or perceived conflict exists with any of the above noted individuals, Vendor must note such conflicts on the enclosed Form CIQ and submit with their proposal.

## RFP#26-937 and WISD ES Serving Line Replacements

Released by: Waxahachie Student Nutrition Department

Evaluation Rubric Sample *Mod-u-Serve*

The following sample evaluation rubric will be used to determine a bid winner.

Description of Evaluation Criterion	# of Points Allowed
<p>1. <b>The cost to the Purchaser.</b> All products or a sampling of products will be matched between all bidding vendors. A mathematical calculation as shown below will be used to determine the evaluation score for each Vendor. The Vendor with the lowest cost will be considered "low bid." Formula used: <math>\text{Low Bid} / \text{Low Bid} \times [\text{Enter pricing score points}]</math>, <math>\text{Low Bid} / 2^{\text{nd}} \text{ Low Bid} \times [\text{Enter pricing score points}]</math>, etc.;</p>	43
<p>2 <b>Responsible and responsive bidder.</b> Each vendor's submitted documents will be reviewed for completeness. Any missing document, missed entry, or missing signature will create a one (1) point reduction in the criterion score. Products offered will be reviewed to ensure they meet the written specifications. Any products not matching the written specification will create a one (1) point reduction in the criterion score.</p>	15
<p>3 <b>The quality of the vendor's goods</b> will be based on experience with the product(s). If evaluator is not familiar or experienced with the product(s), samples will be requested and compared based on appearance, flavor, texture, ease of preparation, etc. If reviewer is unfamiliar and cannot sample, full points will be given.</p>	15
<p>4 <b>The extent to which the goods or services meet the purchaser's needs.</b> Products specified meet the Purchaser's needs. The Vendor must offer a variety of products that match the specifications and products that meet the requirements of USDA federal regulations for foods in schools.</p>	5

5	<p><b>Reputation of Vendor and Vendor goods/services per reference feedback.</b> Each submitted reference will be sent a questionnaire and asked to rate the quality of services received, products received, response time, and interest with continued business. A point system will be used based on total points received from each reference responder. Vendors are required to supply 3 good references. If a reference cannot respond based on district or company rules, the Vendor will be asked to provide another viable reference. The Purchaser recognizes that some districts or companies do not allow responses to reference checks. The Purchaser will not deduct points if at minimum one reference feedback can be received. If the Vendor cannot provide any good references, zero points will be given.</p>	15
6	<p><b>Qualifies as HUB, Minority, Woman-Owned, Small or Veteran-Owned Business.</b> The Purchaser desires to create full and open competition between small and large companies. Businesses that qualify are given a point but must submit certificates of proof.</p>	2
7	<p><b>Other relevant factors</b> that will be considered in evaluating and scoring a vendor.</p> <ul style="list-style-type: none"> <li>a. Online ordering system, ease of use if known. If unknown, a demonstration will be required.</li> <li>b. Reports available online or per request such as products purchased, revenue sales, Buy American Spend Tracker if applicable, etc. Lead times as it pertains to specified products.</li> </ul>	4
	<p>c. <b>Maximum Points:</b></p>	99

The evaluation Committee will consist of following employees: “enter all names of evaluating individuals.” If a real or perceived conflict exists with any of the above noted individuals, Vendor must note such conflicts on the enclosed Form CIQ and submit with their proposal.

BID TABULATION FORM

Bid Opening Date: 2/27/20 →

2/27/2026

Bid/Proposal Name: RFP 26-937

RFP 26-937 - Elementary Schools Serving Line Replacements

In Attendance: →

Kam Bridgers  
Amanda Batman  
Belinda Benerides

VENDOR NAME	LOCATION	PRICE/DISCOUNT
Counter Craft		1,001,693.85
Low Temp		1,018,512.00
Mod'u-Serve		1,001,693.85

3/3/26



Best & final offer



Final offer 998,944.60

X NO Bid change

1000,193.88

**Waxahachie Independent School District  
BOARD OF TRUSTEES**

**Date:** March 23, 2026                      **Presented By:** Stephen Mott

**Subject:** Dunaway locker removal & replace with cubbies, cabinet top replacement and new blinds                      **Related Page(s)** 3



**EXECUTIVE SUMMARY:**

The project of removing the lockers and replacing them with cubbies, replacing the cabinet tops and replacing the blinds at Dunaway Elementary at a price not to exceed \$940,000.00 completed by Harts Flooring.

		BOARD PRIORITY GOALS
	<b>Priority #1</b>	<b>Student Growth</b>
	<b>Priority #2</b>	<b>Honor and Support Staff</b>
X	<b>Priority #3</b>	<b>Community and Stakeholder Relationships</b>
X	<b>Priority #4</b>	<b>Financial Integrity</b>

**RECOMMENDATION:**

Administration recommends the Dunaway Elementary remodel project be approved as presented.

# Waxahachie Independent School District

## Quote Comparison Form

In accordance with Board policy CH (LOCAL), all purchases over \$5,000 are required to record at least three quotes received before a purchase order is issued. The use of this form is recommended, though not required, for all purchases below \$5,000. All quotes for purchases over \$5,000 should be remitted to the business office for recordkeeping. Purchases should be including of all items within a given project (equipment, installation, consulting, etc.).

Name of Person securing quotes: Stephen Mott

Department: Support Services

Budget Allocated for Purchase: \_\_\_\_\_

Item(s) being quoted: Dunaway - Remove current lockers and relace with cubbies, replace counter tops and blinds in classrooms

Vendor #1: Company Name: Harts Flooring

Representative: Gary Hart

Vendor Approved via: Local

Amount Quoted: \$867,300.00

Vendor #2: Company Name: Concord Commercial Services

Representative: Alan Greenwood

Vendor Approved via: Local

Amount Quoted: \$882,900.00

Vendor #3: Company Name: SGC

Representative: Brian

Vendor Approved via: \_\_\_\_\_

Amount Quoted: \$905,000.00

Based on the quotes received, I believe it is the most advantageous to Waxahachie ISD to use

Harts Flooring Dunaway - Remove current lockers and relace with cubbies, replace counter tops and blinds in classrooms  
(vendor) \_\_\_\_\_ for the procurement of (item) \_\_\_\_\_

\_\_\_\_\_  
Campus Principal / Department Head / Administrator

\_\_\_\_\_  
Date

\_\_\_\_\_  
Business Office Approval

\_\_\_\_\_  
Date



**Harts Flooring**  
 4420 Mint Way  
 DALLAS, TX 75236 USA  
 harts-flooring@att.net  
 hartsflooring.com

# Estimate

**ADDRESS**  
 Waxahachie ISD

**ESTIMATE #** 3472  
**DATE** 02/19/2026

**JOB NAME**  
 Dunaway 2026

DESCRIPTION	QTY	RATE	AMOUNT
remove and install sinks, includes new valves as needed	36	500.00	18,000.00
Replace blinds throughout the school 10- oversize 80- 6*4	1	36,000.00	36,000.00
demo lockers and millwork	36	350.00	12,600.00
Supply countertops, cubbies, and upper cabinets	36	19,700.00	709,200.00
Install millwork and cubbies	1	78,000.00	78,000.00
dumpsters	1	6,000.00	6,000.00
Supply temporary power and lighting	1	7,500.00	7,500.00
<b>SUBTOTAL</b>			867,300.00
<b>TAX</b>			0.00
<b>TOTAL</b>			<b>\$867,300.00</b>

Accepted By

Accepted Date



# Estimate

Date	Estimate #
2/26/2026	26-122

Name / Address
Waxahachie ISD 411 N. Gibson Street Waxahachie, TX 75165

Location of Work
Dunaway Elementary School 600 Dallas Hwy 77 South Waxahachie, TX 75165

P.O. Number	CCS Estimator	CCS Project	Customer Contact
	RB		Stephen Mott

Description	Total
<p>Scope of Work - Replace Blinds and Replace Lockers with Cubbies:</p> <ol style="list-style-type: none"> <li>1. Mobilize equipment, material and labor to job site</li> <li>2. Remove existing blinds and replace with white vinyl - push up/pull down blinds</li> <li>3. Remove lockers, fabricate and install new plastic laminated cubbies</li> <li>4. Remove existing sink and countertop</li> <li>5. Fabricate and install new solid surface tops</li> <li>6. Reinstall sink and test for leaks</li> <li>7. Properly dispose of any trash into dumpster</li> <li>8. Clean and remove any construction debris as generated by this Contractor</li> </ol> <p>Labor, Materials and Equipment</p> <p>Option 1: Optional 3' - 6" storage cabinet on top of cubbies Add \$135,500.00 to Base Bid</p> <p>Maintain Safe Environment. Protect Surrounding &amp; Furnishings Will coordinate with on site personnel to limit and control any business disruption.</p>	747,402.00

Thank you for giving us the opportunity to bid on this job!	<b>Subtotal</b>	\$747,402.00
---	-----------------	--------------

Acceptance: The above prices, specifications and conditions are satisfactory and hereby accepted. You are authorized to do the work as specified. Payment will be made as outlined above.	<b>Sales Tax (8.25%)</b>	\$0.00
--	--------------------------	--------

<b>Signature:</b> _____ <b>Date:</b> _____	<b>Total</b>	\$747,402.00
--	--------------	--------------

SGC  
 2304 VZ County Road 2318  
 Canton, TX 75103 USA

# Estimate

ADDRESS
Waxahachie ISD

SHIP TO
Waxahachie ISD

ESTIMATE #	DATE
1381	03/01/2026

**P.O. NUMBER**  
 Dunaway Elementary

DATE	DESCRIPTION	QTY	RATE	AMOUNT
	-Demo and haul off existing lockers and countertops in classrooms. -F&I new cubbies and countertops. -F&I new uppers above cubbies. -Demo and F&I blinds throughout.	1	905,000.00	905,000.00

Payment Instructions  
 We accept cash, check, bank transfer, and credit card. Please note there is a 3% fee for credit card processing

SUBTOTAL	905,000.00
TAX	0.00
<b>TOTAL</b>	<b>\$905,000.00</b>

Accepted By

Accepted Date

**Waxahachie Independent School District  
BOARD OF TRUSTEES**

**Date:** March 23, 2026                      **Presented By:** Stephen Mott

**Subject:** Northside locker removal & replace with cubbies, cabinet top replacement and new blinds                      **Related Page(s)** 3



**EXECUTIVE SUMMARY:**

The project of removing the lockers and replacing them with cubbies, replacing the cabinet tops and replacing the blinds at Northside Elementary at a price not to exceed \$1,000,000.00 completed by Harts Flooring.

		BOARD PRIORITY GOALS
	<b>Priority #1</b>	<b>Student Growth</b>
	<b>Priority #2</b>	<b>Honor and Support Staff</b>
X	<b>Priority #3</b>	<b>Community and Stakeholder Relationships</b>
X	<b>Priority #4</b>	<b>Financial Integrity</b>

**RECOMMENDATION:**

Administration recommends the Dunaway Elementary remodel project be approved as presented.

# Waxahachie Independent School District

## Quote Comparison Form

In accordance with Board policy CH (LOCAL), all purchases over \$5,000 are required to record at least three quotes received before a purchase order is issued. The use of this form is recommended, though not required, for all purchases below \$5,000. All quotes for purchases over \$5,000 should be remitted to the business office for recordkeeping. Purchases should be including of all items within a given project (equipment, installation, consulting, etc.).

Name of Person securing quotes: Stephen Mott  
 Department: Support Services  
 Budget Allocated for Purchase: \_\_\_\_\_  
 Item(s) being quoted: Northside - Remove current lockers and relace with cubbies, cabinet tops & replace binds in classrooms

Vendor #1: Company Name: Harts Flooring  
 Representative: Gary Hart  
 Vendor Approved via: Local  
 Amount Quoted: \$945,000.00

Vendor #2: Company Name: Concord Commercial Services  
 Representative: Alan Greenwood  
 Vendor Approved via: Local  
 Amount Quoted: \$974,018.00

Vendor #3: Company Name: SGC  
 Representative: Brian  
 Vendor Approved via: \_\_\_\_\_  
 Amount Quoted: \$950,000.00

Based on the quotes received, I believe it is the most advantageous to Waxahachie ISD to use

Harts Flooring Northside - Remove current lockers and relace with cubbies, cabinet tops & replace binds in classrooms  
 (vendor) \_\_\_\_\_ for the procurement of (item) \_\_\_\_\_

\_\_\_\_\_  
 Campus Principal / Department Head / Administrator

\_\_\_\_\_  
 Date

\_\_\_\_\_  
 Business Office Approval

\_\_\_\_\_  
 Date



**Harts Flooring**  
 4420 Mint Way  
 DALLAS, TX 75236 USA  
 harts-flooring@att.net  
 hartsflooring.com

## Estimate

**ADDRESS**

Waxahachie ISD

**ESTIMATE #** 3461

**DATE** 01/29/2026

**JOB NAME**

Northside 2026

DESCRIPTION	QTY	RATE	AMOUNT
remove and reinstall sinks	40	500.00	20,000.00
Replace blinds throughout the school 10-oversized in library and cafeteria 40- 4*4.5 classrooms	1	22,500.00	22,500.00
remove lockers and millwork	34	750.00	25,500.00
upper, countertops and lower cabinets Art room only	1	55,000.00	55,000.00
patch VCT and base as needed VCT- 270' base-1200'	1	8,500.00	8,500.00
Supply countertops and cubbies -100 hall gets uppers over lockers	34	21,000.00	714,000.00
Install millwork and cubbies	1	91,000.00	91,000.00
dumpsters	1	8,500.00	8,500.00

SUBTOTAL 945,000.00  
 TAX 0.00  
**TOTAL \$945,000.00**

Accepted By

Accepted Date



# Estimate

Date	Estimate #
2/27/2026	26-125

Name / Address
Waxahachie ISD 411 N. Gibson Street Waxahachie, TX 75165

Location of Work
Northside Elementary 801 Brown Street Waxahachie, TX 75165

P.O. Number	CCS Estimator	CCS Project	Customer Contact
	RB		Stephen Mott

Description	Total
<p>Scope of Work - Replace Blinds and Replace Lockers with Cubbies:</p> <ol style="list-style-type: none"> <li>1. Mobilize equipment, material and labor to job site</li> <li>2. Remove existing blinds and replace with white vinyl - push up/pull down blinds</li> <li>3. Remove lockers, fabricate and install new plastic laminated cubbies</li> <li>4. Remove existing sink and countertop</li> <li>5. Fabricate and install new plastic laminate top</li> <li>6. Reinstall sink and test for leaks</li> <li>7. Modify cabinets in Room 300</li> <li>8. Modify cabinets in Nurse's Station</li> <li>9. Modify cabinets in Teacher's Lounge</li> <li>10. Properly dispose of any trash into dumpster</li> <li>11. Clean and remove any construction debris as generated by this Contractor</li> </ol> <p>Labor, Materials and Equipment</p> <p>Option 1: Optional 3' - 6" storage cabinet on top of cubbies Add \$76,250.00 to Base Bid</p> <p>Maintain Safe Environment. Protect Surrounding &amp; Furnishings Will coordinate with on site personnel to limit and control any business disruption.</p>	897,768.00

Thank you for giving us the opportunity to bid on this job!	<b>Subtotal</b>	\$897,768.00
<p>Acceptance: The above prices, specifications and conditions are satisfactory and hereby accepted. You are authorized to do the work as specified. Payment will be made as outlined above.</p> <p>Signature: _____ Date: _____</p>	<b>Sales Tax (8.25%)</b>	\$0.00
	<b>Total</b>	\$897,768.00

SGC  
 2304 VZ County Road 2318  
 Canton, TX 75103 USA

# Estimate

ADDRESS
Waxahachie ISD

SHIP TO
Waxahachie ISD

ESTIMATE #	DATE
1383	03/01/2026

**P.O. NUMBER**  
 Northside Elementary

DATE	DESCRIPTION	QTY	RATE	AMOUNT
	-Demo and haul off existing lockers and countertops in classrooms. -F&I new cubbies and countertops. -F&I new uppers above cubbies. -Demo and F&I blinds throughout.	1	950,000.00	950,000.00

Payment Instructions  
 We accept cash, check, bank transfer, and credit card. Please note there is a 3% fee for credit card processing

SUBTOTAL	950,000.00
TAX	0.00
<b>TOTAL</b>	<b>\$950,000.00</b>

Accepted By

Accepted Date

**Waxahachie Independent School District  
BOARD OF TRUSTEES**

**Date:** March 23, 2026                      **Presented By:** Stephen Mott

**Subject:** Wedgeworth locker removal & replace with cubbies, replacement of cabinets & tops, painting of classrooms, remodel of single bathrooms and new blinds                      **Related Page(s)** 4

**Consent  
Agenda Item**

**EXECUTIVE SUMMARY:**

The project of locker removal & replace with cubbies, replacement of cabinets & tops, painting of classrooms, remodel of single bathrooms and new blinds at Wedgeworth Elementary at a price not to exceed \$2,205,000.00 completed by Harts Flooring.

BOARD PRIORITY GOALS		
	<b>Priority #1</b>	<b>Student Growth</b>
	<b>Priority #2</b>	<b>Honor and Support Staff</b>
X	<b>Priority #3</b>	<b>Community and Stakeholder Relationships</b>
X	<b>Priority #4</b>	<b>Financial Integrity</b>

**RECOMMENDATION:**

Administration recommends the Wedgeworth Elementary remodel project be approved as presented.

# Waxahachie Independent School District

## Quote Comparison Form

In accordance with Board policy CH (LOCAL), all purchases over \$5,000 are required to record at least three quotes received before a purchase order is issued. The use of this form is recommended, though not required, for all purchases below \$5,000. All quotes for purchases over \$5,000 should be remitted to the business office for recordkeeping. Purchases should be including of all items within a given project (equipment, installation, consulting, etc.).

Name of Person securing quotes: Stephen Mott

Department: Support Services

Budget Allocated for Purchase: \_\_\_\_\_

Item(s) being quoted: Wedgeworth - Remove current lockers and replace with cubbies, replace cabinets & counter tops, paint classrooms and replace blinds in classrooms

Vendor #1: Company Name: Harts Flooring

Representative: Gary Hart

Vendor Approved via: Local

Amount Quoted: \$2,105,232.00

Vendor #2: Company Name: Concord Commercial Services

Representative: Alan Greenwood

Vendor Approved via: Local

Amount Quoted: \$2,117,957.95

Vendor #3: Company Name: SGC

Representative: Brian

Vendor Approved via: \_\_\_\_\_

Amount Quoted: \$2,268,500.00

Based on the quotes received, I believe it is the most advantageous to Waxahachie ISD to use

Harts Flooring Wedgeworth - Remove current lockers and replace with cubbies, replace cabinets & counter tops, paint classrooms and replace blinds in classrooms  
(vendor) \_\_\_\_\_ for the procurement of (item) \_\_\_\_\_

\_\_\_\_\_  
Campus Principal / Department Head / Administrator

\_\_\_\_\_  
Date

\_\_\_\_\_  
Business Office Approval

\_\_\_\_\_  
Date



**Harts Flooring**  
 4420 Mint Way  
 DALLAS, TX 75236 USA  
 harts-flooring@att.net  
 hartsflooring.com

## Estimate

**ADDRESS**

Waxahachie ISD

**ESTIMATE #** 3455

**DATE** 01/27/2026

**JOB NAME**

Wedgeworth 2026

DESCRIPTION	QTY	RATE	AMOUNT
14 restrooms -Demo existing floor and wall finishes -install epoxy and wall tile to match public restrooms -reinstall plumbing fixtures	1	121,982.00	121,982.00
Supply and Install 7*30 cork tack wall	1	3,500.00	3,500.00
Replace blinds throughout the school	1	42,000.00	42,000.00
66- 4*8 117- 4*2			
demo and supply countertops and lower cabinets	720	500.00	360,000.00
upper cabinets	1,350	325.00	438,750.00
library office shelving systems	2	10,000.00	20,000.00
remove lockers, add cubbies	45	13,500.00	607,500.00
Supply and install paint all classrooms and door jambs	70,000	1.45	101,500.00
patch flooring and base as needed LVT-400' base-1200'	1	8,500.00	8,500.00
Install millwork and cubbies	1	150,000.00	150,000.00
new cabinets 7x3x2	60	2,500.00	150,000.00
mailroom	1	22,500.00	22,500.00
remove and install sinks, includes new valves as needed	60	500.00	30,000.00
demo millwork	1	35,000.00	35,000.00
dumpsters	1	14,000.00	14,000.00

SUBTOTAL	2,105,232.00
TAX	0.00
<b>TOTAL</b>	<b>\$2,105,232.00</b>

Accepted By

Accepted Date



# Estimate

Date	Estimate #
2/27/2026	26-126

Name / Address
Waxahachie ISD 411 N. Gibson Street Waxahachie, TX 75165

Location of Work
Wedgeworth Elementary 405 Solon Road Waxahachie, TX 75165

P.O. Number	CCS Estimator	CCS Project	Customer Contact
	RB		Stephen Mott

Description	Total
<p>Scope of Work - Replace Blinds and Replace Lockers with Cubbies:</p> <ol style="list-style-type: none"> <li>1. Mobilize equipment, material and labor to job site</li> <li>2. Remove existing blinds and replace with white vinyl - push up/pull down blinds</li> <li>3. Remove lockers, fabricate and install new plastic laminated cubbies</li> <li>4. Remove existing sink and countertop</li> <li>5. Fabricate and install new plastic laminate top</li> <li>6. Reinstall sink and test for leaks</li> <li>7. Modify cabinets in Nurse's Station</li> <li>8. Modify cabinets in Teacher's Lounge</li> <li>9. Fabricate and install millwork in Conference Room</li> <li>10. Fabricate and install millwork in Mail Room</li> <li>11. Fabricate and install millwork in Copy Room</li> <li>12. Fabricate and install millwork in Room 401</li> <li>13. Fabricate and install millwork in Room 027</li> <li>14. Fabricate and install millwork in Room 017 and Room 019</li> <li>15. Fabricate and install millwork in Room 011 and Room 013</li> <li>16. Fabricate and install millwork in Nurse</li> <li>17. Fabricate and install millwork in Room 009 and install corkboard on wall</li> <li>18. Fabricate and install millwork in Room 007 and remove three (3) sinks</li> <li>19. Fabricate and install millwork in Storage</li> <li>20. Fabricate and install millwork in Library</li> <li>21. Fabricate and install millwork in SPED</li> <li>22. Fabricate and install millwork in SPED #2</li> <li>23. Remodel six (6) staff restrooms and eight (8) classroom restrooms</li> <li>24. Properly dispose of any trash into dumpster</li> <li>25. Clean and remove any construction debris as generated by this Contractor</li> </ol>	
Labor, Materials and Equipment	1,955,957.95

Thank you for giving us the opportunity to bid on this job!

<b>Subtotal</b>
<b>Sales Tax (8.25%)</b>
<b>Total</b>

Signature: \_\_\_\_\_

Date: \_\_\_\_\_



# Estimate

Date	Estimate #
2/27/2026	26-126

Name / Address
Waxahachie ISD 411 N. Gibson Street Waxahachie, TX 75165

Location of Work
Wedgeworth Elementary 405 Solon Road Waxahachie, TX 75165

P.O. Number	CCS Estimator	CCS Project	Customer Contact
	RB		Stephen Mott

Description	Total
Option 1: Optional 3' - 6" storage cabinet on top of cubbies Add \$162,000.00 to Base Bid  Maintain Safe Environment. Protect Surrounding & Furnishings Will coordinate with on site personnel to limit and control any business disruption.	

Thank you for giving us the opportunity to bid on this job!	<b>Subtotal</b>	\$1,955,957.95
Acceptance: The above prices, specifications and conditions are satisfactory and hereby accepted. You are authorized to do the work as specified. Payment will be made as outlined above.  Signature: _____ Date: _____	<b>Sales Tax (8.25%)</b>	\$0.00
	<b>Total</b>	\$1,955,957.95

SGC  
 2304 VZ County Road 2318  
 Canton, TX 75103 USA

# Estimate

ADDRESS
Waxahachie ISD

SHIP TO
Waxahachie ISD

ESTIMATE #	DATE
1380	03/01/2026

**P.O. NUMBER**  
 Wedgeworth Elementary

DATE	DESCRIPTION	QTY	RATE	AMOUNT
	-Demo and haul off existing lockers and millwork throughout. -F&I new millwork and cubbies throughout. -Demo existing blinds and F&I new blinds throughout. -Paint all classrooms. -F&I cork wall. -Remove and reinstall toilets and sinks in restrooms. -Demo ceramic in restrooms and F&I new ceramic. -F&I new epoxy floor coating in restrooms.	1	2,268,500.00	2,268,500.00

Payment Instructions  
 We accept cash, check, bank transfer, and credit card. Please note there is a 3% fee for credit card processing

SUBTOTAL	2,268,500.00
TAX	0.00
<b>TOTAL</b>	<b>\$2,268,500.00</b>

Accepted By

Accepted Date

**Waxahachie Independent School District  
BOARD OF TRUSTEES**

**Date:** March 23, 2026                      **Presented By:** Stephen Mott

**Subject:** Shackelford locker removal & replace with cubbies, cabinet top replacement and new blinds                      **Related Page(s)** 3



**EXECUTIVE SUMMARY:**

The project of removing the lockers and replacing them with cubbies, replacing the cabinet tops and replacing the blinds at Shackelford Elementary at a price not to exceed \$940,000.00 completed by Harts Flooring.

		BOARD PRIORITY GOALS
	<b>Priority #1</b>	<b>Student Growth</b>
	<b>Priority #2</b>	<b>Honor and Support Staff</b>
X	<b>Priority #3</b>	<b>Community and Stakeholder Relationships</b>
X	<b>Priority #4</b>	<b>Financial Integrity</b>

**RECOMMENDATION:**

Administration recommends the Shackelford Elementary remodel project be approved as presented.





**Harts Flooring**  
 4420 Mint Way  
 DALLAS, TX 75236 USA  
 harts-flooring@att.net  
 hartsflooring.com

## Estimate

**ADDRESS**  
 Waxahachie ISD

**ESTIMATE #** 3473  
**DATE** 02/19/2026

**JOB NAME**  
 Shackelford 2026

DESCRIPTION	QTY	RATE	AMOUNT
remove and install sinks, includes new valves as needed	36	500.00	18,000.00
Replace blinds throughout the school 10- oversize 80- 6*4	1	36,000.00	36,000.00
demo lockers and millwork	36	350.00	12,600.00
Supply countertops, cubbies, and upper cabinets	36	19,700.00	709,200.00
Install millwork and cubbies	1	78,000.00	78,000.00
dumpsters	1	6,000.00	6,000.00
supply temporary power and lighting	1	7,500.00	7,500.00
<b>SUBTOTAL</b>			867,300.00
<b>TAX</b>			0.00
<b>TOTAL</b>			<b>\$867,300.00</b>

Accepted By

Accepted Date



# Estimate

Date	Estimate #
2/26/2026	26-123

Name / Address
Waxahachie ISD 411 N. Gibson Street Waxahachie, TX 75165

Location of Work
Shackelford Elementary School 1001 Butcher Rd. Waxahachie, TX 75165

P.O. Number	CCS Estimator	CCS Project	Customer Contact
	RB		Stephen Mott

Description	Total
<p>Scope of Work - Replace Blinds and Replace Lockers with Cubbies:</p> <ol style="list-style-type: none"> <li>1. Mobilize equipment, material and labor to job site</li> <li>2. Remove existing blinds and replace with white vinyl - push up/pull down blinds</li> <li>3. Remove lockers, fabricate and install new plastic laminated cubbies</li> <li>4. Remove existing sink and countertop</li> <li>5. Fabricate and install new solid surface tops</li> <li>6. Reinstall sink and test for leaks</li> <li>7. Properly dispose of any trash into dumpster</li> <li>8. Clean and remove any construction debris as generated by this Contractor</li> </ol> <p>Labor, Materials and Equipment</p> <p>Option 1: Optional 3' - 6" storage cabinet on top of cubbies Add \$135,500.00 to Base Bid</p> <p>Maintain Safe Environment. Protect Surrounding &amp; Furnishings Will coordinate with on site personnel to limit and control any business disruption.</p>	747,402.00

Thank you for giving us the opportunity to bid on this job!	<b>Subtotal</b>	\$747,402.00
<p>Acceptance: The above prices, specifications and conditions are satisfactory and hereby accepted. You are authorized to do the work as specified. Payment will be made as outlined above.</p> <p>Signature: _____ Date: _____</p>	<b>Sales Tax (8.25%)</b>	\$0.00
	<b>Total</b>	\$747,402.00

SGC  
 2304 VZ County Road 2318  
 Canton, TX 75103 USA

# Estimate

ADDRESS
Waxahachie ISD

SHIP TO
Waxahachie ISD

ESTIMATE #	DATE
1382	03/01/2026

**P.O. NUMBER**  
 Shackelford Elementary

DATE	DESCRIPTION	QTY	RATE	AMOUNT
	-Demo and haul off existing lockers and countertops in classrooms. -F&I new cubbies and countertops. -F&I new uppers above cubbies. -Demo and F&I blinds throughout.	1	905,000.00	905,000.00

Payment Instructions  
 We accept cash, check, bank transfer, and credit card. Please note there is a 3% fee for credit card processing

SUBTOTAL	905,000.00
TAX	0.00
<b>TOTAL</b>	<b>\$905,000.00</b>

Accepted By

Accepted Date

**Waxahachie Independent School District  
BOARD OF TRUSTEES**

**Date:** March 23, 2026                      **Presented By:** Stephen Mott

**Subject:** Turner Pre K reception area remodel                      **Related Page(s)** 6



**EXECUTIVE SUMMARY:**

The project of renovating Tuner Pre K reception area building at price not to exceed \$108,000.00 to be completed by Harts Flooring.

		BOARD PRIORITY GOALS
	<b>Priority #1</b>	<b>Student Growth</b>
	<b>Priority #2</b>	<b>Honor and Support Staff</b>
X	<b>Priority #3</b>	<b>Community and Stakeholder Relationships</b>
X	<b>Priority #4</b>	<b>Financial Integrity</b>

**RECOMMENDATION:**

Administration recommends the Tuner Pre K reception remodel project be approved as presented.

# Waxahachie Independent School District

## Quote Comparison Form

In accordance with Board policy CH (LOCAL), all purchases over \$5,000 are required to record at least three quotes received before a purchase order is issued. The use of this form is recommended, though not required, for all purchases below \$5,000. All quotes for purchases over \$5,000 should be remitted to the business office for recordkeeping. Purchases should be including of all items within a given project (equipment, installation, consulting, etc.).

Name of Person securing quotes: Stephen Mott

Department: Support Services

Budget Allocated for Purchase: \_\_\_\_\_

Item(s) being quoted: Turner - Remodel the reception area to match what we have at orther school for a reception area

Vendor #1: Company Name: Harts Flooring

Representative: Gary Hart

Vendor Approved via: Local

Amount Quoted: \$68,870.00

Vendor #2: Company Name: Concord Commercial Services

Representative: Alan Greenwood

Vendor Approved via: Local

Amount Quoted: \$75,960.00

Vendor #3: Company Name: SGC

Representative: Rory

Vendor Approved via: \_\_\_\_\_

Amount Quoted: \$75,000.00

Based on the quotes received, I believe it is the most advantageous to Waxahachie ISD to use

Harts Flooring Turner - Remodel the reception area to match what we have at orther school for a reception area  
(vendor) \_\_\_\_\_ for the procurement of (item) \_\_\_\_\_

\_\_\_\_\_  
Campus Principal / Department Head / Administrator

\_\_\_\_\_  
Date

\_\_\_\_\_  
Business Office Approval

\_\_\_\_\_  
Date



**Harts Flooring**  
 4420 Mint Way  
 DALLAS, TX 75236 USA  
 harts-flooring@att.net  
 hartsflooring.com

## Estimate

**ADDRESS**

Waxahachie ISD

**ESTIMATE #** 3459

**DATE** 01/28/2026

**JOB NAME**

Turner 2026

DESCRIPTION	QTY	RATE	AMOUNT
build L-shaped reception desk countertops split top with electrical	1	22,000.00	22,000.00
remove glass frame and build wall for vinyl wrap add 2 door openings in reception remove all wood paneling paint to match offices	1	31,000.00	31,000.00
Supply and install paint in C109 area, paint door frames black	1,960	2.00	3,920.00
add 3*3 window in office	1	7,450.00	7,450.00
dumpster	1	1,000.00	1,000.00
provide lighting and power as needed to complete the project	1	3,500.00	3,500.00

SUBTOTAL	68,870.00
TAX	0.00
<b>TOTAL</b>	<b>\$68,870.00</b>

Accepted By

Accepted Date



11400 Long Street, Balch Springs, TX 75180-3232  
 Phone: 972-557-8789 Fax: 972-557-7209  
 Website: www.concordcommercialservices.com



# Estimate

Date	Estimate #
2/26/2026	26-120

Name / Address
Waxahachie ISD 411 N. Gibson Street Waxahachie, TX 75165

Location of Work
Turner Pre-K Academy 614 N. Getzendaner St. Waxahachie, TX 75165

P.O. Number	CCS Estimator	CCS Project	Customer Contact
	RB		Stephen Mott

Description	Total
<p>Scope of Work - Reception:</p> <ol style="list-style-type: none"> <li>1. Mobilize equipment, material and labor to job site</li> <li>2. Remove large group of three (3) windows and install door</li> <li>3. Remove window at reception and install door and counter</li> <li>4. Remove desk and fabricate desk for receptionist in L-shape (include power and data)</li> <li>5. Paint four (4) rooms</li> <li>6. Properly dispose of any trash into dumpster</li> <li>7. Clean and remove any construction debris as generated by this Contractor</li> </ol> <p>Labor, Materials and Equipment</p> <p>Option 1: Install three (3) windows in exterior wall Add \$16,200.00 to Base Bid</p> <p>Maintain Safe Environment. Protect Surrounding &amp; Furnishings Will coordinate with on site personnel to limit and control any business disruption.</p>	59,760.00

Thank you for giving us the opportunity to bid on this job!	<b>Subtotal</b>	\$59,760.00
Acceptance: The above prices, specifications and conditions are satisfactory and hereby accepted. You are authorized to do the work as specified. Payment will be made as outlined above.  Signature: _____ Date: _____	<b>Sales Tax (8.25%)</b>	\$0.00
	<b>Total</b>	\$59,760.00

SGC  
 2304 VZ County Road 2318  
 Canton, TX 75103 USA

# Estimate

ADDRESS
Waxahachie ISD

SHIP TO
Waxahachie ISD

ESTIMATE #	DATE
1384	03/01/2026

**P.O. NUMBER**  
 Turner reception area

DATE	DESCRIPTION	QTY	RATE	AMOUNT
	-Cut and demo area of exterior wall for new window. -F&I new window. -F&I new reception desk. -Demo window and frame out reception area. -Run new electrical. -Paint area and 3 rooms.	1	75,000.00	75,000.00

Payment Instructions  
 We accept cash, check, bank transfer, and credit card. Please note there is a 3% fee for credit card processing

SUBTOTAL	75,000.00
TAX	0.00
<b>TOTAL</b>	<b>\$75,000.00</b>

Accepted By

Accepted Date

**Waxahachie Independent School District  
BOARD OF TRUSTEES**

**Date:** March 23, 2026                      **Presented By:** Stephen Mott

**Subject:** Adding bottle fillers to 11 campuses to now have a bottle filler at each water fountain area on every campus                      **Related Page(s)** 3



**EXECUTIVE SUMMARY:**

The project of having a bottle filler at each water fountain area on every campus will be done on 11 different campuses at a price not to exceed \$83,000.00 completed by Harts Flooring.

		BOARD PRIORITY GOALS
	<b>Priority #1</b>	<b>Student Growth</b>
	<b>Priority #2</b>	<b>Honor and Support Staff</b>
X	<b>Priority #3</b>	<b>Community and Stakeholder Relationships</b>
X	<b>Priority #4</b>	<b>Financial Integrity</b>

**RECOMMENDATION:**

Administration recommends the 11-campus bottle filler project be approved as presented.

# Waxahachie Independent School District

## Quote Comparison Form

In accordance with Board policy CH (LOCAL), all purchases over \$5,000 are required to record at least three quotes received before a purchase order is issued. The use of this form is recommended, though not required, for all purchases below \$5,000. All quotes for purchases over \$5,000 should be remitted to the business office for recordkeeping. Purchases should be including of all items within a given project (equipment, installation, consulting, etc.).

Name of Person securing quotes: Stephen Mott  
Department: Support Services  
Budget Allocated for Purchase: \_\_\_\_\_  
Item(s) being quoted: Add bottle fillers to 11 campuses that do not have one at all water fountain locations

Vendor #1: Company Name: Harts Flooring  
Representative: Michael Hart  
Vendor Approved via: Local  
Amount Quoted: \$73,600.00

Vendor #2: Company Name: Concord Commercial Services Inc  
Representative: Alan Green  
Vendor Approved via: Local  
Amount Quoted: \$74,260.00

Vendor #3: Company Name: George Wayne Mechanical  
Representative: Seth Farquhar  
Vendor Approved via: Local  
Amount Quoted: \$87,703.00

Based on the quotes received, I believe it is the most advantageous to Waxahachie ISD to use  
(vendor) Harts Flooring for the procurement of (item) Add bottle fillers to 11 campuses that do not have one at all water fountain locations

\_\_\_\_\_  
Campus Principal / Department Head / Administrator

\_\_\_\_\_  
Date

\_\_\_\_\_  
Business Office Approval

\_\_\_\_\_  
Date



**Harts Flooring**  
4420 Mint Way  
DALLAS, TX 75236 USA  
harts-flooring@att.net  
hartsflooring.com

## Estimate

**ADDRESS**

Waxahachie ISD

**ESTIMATE #** 3471

**DATE** 03/01/2026

**JOB NAME**

2026 Summer Bottle Fillers

DESCRIPTION	QTY	RATE	AMOUNT
Northside- 2 bottle fillers needed	2	2,300.00	4,600.00
Felty- 3 bottle fillers needed	3	2,300.00	6,900.00
Dunaway- 3 bottle fillers needed	3	2,300.00	6,900.00
Shackelford- 3 bottle fillers needed	3	2,300.00	6,900.00
Clift- 3 bottle fillers needed	3	2,300.00	6,900.00
Wedgeworth- 3 bottle fillers needed	3	2,300.00	6,900.00
Finley- 3 bottle fillers needed	3	2,300.00	6,900.00
T.C. Wilemon (Global)-5 bottle fillers needed	5	2,300.00	11,500.00
Howard- 2 bottle fillers needed	2	2,300.00	4,600.00
Turner- 1 bottle filler needed	1	2,300.00	2,300.00
Hancock (Coleman)- 4 bottle fillers needed	4	2,300.00	9,200.00
SUBTOTAL			73,600.00
TAX			0.00
TOTAL			<b>\$73,600.00</b>

Accepted By

Accepted Date



11400 Long Street, Balch Springs, TX 75180-3232  
 Phone: 972-557-8789 Fax: 972-557-7209  
 Website: www.concordcommercialservices.com



# Estimate

Date	Estimate #
2/25/2026	26-115

Name / Address
Waxahachie ISD 411 N. Gibson Street Waxahachie, TX 75165

Location of Work
Multiple School Locations Waxahachie, TX

P.O. Number	CCS Estimator	CCS Project	Customer Contact
	JEC		Stephen Mott

Description	Total
Scope of Work: Pull Designated Water Fountain, Supply and Install New Unit with Bottle Fillers Non-Filtered	
1. Mobilize equipment and material to job site	
2. Pull designated water fountain, supply and install new Halsey Taylor model HTHB-HAC8PV-NF unit with bottle fillers non-filtered	
3. Leave all existing units onsite to be given to district	
4. Clean and remove any construction debris as generated by this Contractor	
Cliff Three (3) Units	6,975.00
Dunaway Three (3) Units	6,975.00
Felty Three (3) Units	6,975.00
Northside Two (2) Units	4,630.00
Shackelford Three (3) Units	6,975.00
Turner One (1) Unit	2,525.00
Wedgeworth Three (3) Units	6,975.00
Finley Three (3) Units	6,975.00
Hancock Four (4) Units	9,200.00
Howard Two (2) Units	4,630.00
T.C. Wilemon Five (5) Units	11,425.00
ALT: Add Filters Add \$250.00 per unit to Base Bid	
Qualifications and Exclusions: - Tax not included	
Maintain Safe Environment. Protect Surrounding & Furnishings Will coordinate with on site personnel to limit and control any business disruption.	

Thank you for giving us the opportunity to bid on this job!	<b>Subtotal</b>	\$74,260.00
Acceptance: The above prices, specifications and conditions are satisfactory and hereby accepted. You are authorized to do the work as specified. Payment will be made as outlined above.	<b>Sales Tax (8.25%)</b>	\$0.00
<b>Signature:</b> _____ <b>Date:</b> _____	<b>Total</b>	\$74,260.00



2.27.26

Stephen Mott  
Waxahachie ISD  
411 N. Gibson Street  
Waxahachie, TX 75165

**Reference: WISD Bottle Fillers**

George Wayne Mechanical is pleased to provide pricing for the plumbing scope. Our pricing was prepared on a email dated 2.17.26, with our best understanding of your needs. Should you have any questions please do not hesitate to reach out anytime.

***Inclusions:***

- Plumbing:
  - Demo/Make Safe
  - Clift - Three (3) Bottle Fillers Total Plumbing Cost: \$8,190
  - Dunaway - Three (3) Bottle Fillers Total Plumbing Cost: \$8,190
  - Felty - Three (3) Bottle Fillers Total Plumbing Cost: \$8,190
  - Shackelford - Three (3) Bottle Fillers Total Plumbing Cost: \$8,190
  - Wedgeworth - Three (3) Bottle Fillers Total Plumbing Cost: \$8,190
  - Finley - Three (3) Bottle Filler Total Plumbing Cost: \$8,190
  - Northside - Two (2) Bottle Fillers Total Plumbing Cost: \$5,804
  - Howard - Two (2) Bottle Fillers Total Plumbing Cost: \$5,804
  - Turner - One (1) Bottle Filler Total Plumbing Cost: \$3,419
  - Hancock - Four (4) Bottle Fillers Total Plumbing Cost: \$10,575
  - T.C. Wilemon - Five (5) Bottle Fillers Total Plumbing Cost: \$12,961

**Total Plumbing Cost: \$87,703**

***Clarifications:***

- GWM will make-safe and demo, Leave onsite for district.
- Standard working hours included.
- GWM reserves the right to have discussions on durations being set forth in schedule.
- GWM will validate off owners/GC permit. Additional standalone permitting cost not included.

George Wayne Mechanical | Cleburne, Texas | TACLA87497E | TECL33856 | M44374

Regulated by The Texas Department of Licensing and Regulation, P.O. Box 12157, Austin, Texas 78711,  
1-800-803-9202, 512-463-6599, www.tdlr.texas.gov  
Texas State Board of Plumbing Examiners, 929 E. 41<sup>st</sup> St. Austin, Texas 78765, 512-302-5090



- This estimate is valid for 30 days for the date of issue due to potential fluctuations in material costs, tariffs and other market conditions. After this period pricing may need to be reviewed and adjusted accordingly.
- Sales tax excluded.

***Lead Time:***

- Fixtures – 8 to 10 weeks

Thank you for the opportunity to bid this project. Should you have any questions or need any additional information please feel free to reach out directly at [seth@gwmtexas.com](mailto:seth@gwmtexas.com) or 817-517-4550.

Respectfully,

Seth Farquhar  
George Wayne Mechanical  
President

George Wayne Mechanical | Cleburne, Texas | TACLA87497E | TECL33856 | M44374

Regulated by The Texas Department of Licensing and Regulation, P.O. Box 12157, Austin, Texas 78711,  
1-800-803-9202, 512-463-6599, [www.tdlr.texas.gov](http://www.tdlr.texas.gov)  
Texas State Board of Plumbing Examiners, 929 E. 41<sup>st</sup> St. Austin, Texas 78765, 512-302-5090

**Waxahachie Independent School District  
BOARD OF TRUSTEES**

**Date:** March 23, 2026                      **Presented By:** Stephen Mott

**Subject:** Turner Pre-K & Little Chiefs full LED light upgrade to the interior of building                      **Related Page(s)** 10



**EXECUTIVE SUMMARY:**

The project of changing interior lights to LED fixtures at Turner Pre-K & Little Chiefs at a price not to exceed \$185,000.00 completed by Amber Electric.

		BOARD PRIORITY GOALS
	<b>Priority #1</b>	<b>Student Growth</b>
	<b>Priority #2</b>	<b>Honor and Support Staff</b>
X	<b>Priority #3</b>	<b>Community and Stakeholder Relationships</b>
X	<b>Priority #4</b>	<b>Financial Integrity</b>

**RECOMMENDATION:**

Administration recommends the Turner Pre-K & Little Chiefs LED lighting project be approved as presented.

# Waxahachie Independent School District

## Quote Comparison Form

In accordance with Board policy CH (LOCAL), all purchases over \$5,000 are required to record at least three quotes received before a purchase order is issued. The use of this form is recommended, though not required, for all purchases below \$5,000. All quotes for purchases over \$5,000 should be remitted to the business office for recordkeeping. Purchases should be including of all items within a given project (equipment, installation, consulting, etc.).

Name of Person securing quotes: Stephen Mott  
 Department: Support Services  
 Budget Allocated for Purchase: \_\_\_\_\_  
 Item(s) being quoted: Turner Pre K - convert rest of school to LED lights to match renovated areas

Vendor #1: Company Name: Amber Electrical Contractors, Inc.  
 Representative: Travis Chaffin  
 Vendor Approved via: Local  
 Amount Quoted: \$115,047.79

Vendor #2: Company Name: Concord Commercial Services Inc  
 Representative: Alan Green  
 Vendor Approved via: Local  
 Amount Quoted: \$333,193.24

Vendor #3: Company Name: Facility Solutions Group (FSG)  
 Representative: Dale Vick  
 Vendor Approved via: Local  
 Amount Quoted: \$90,973.88

Based on the quotes received, I believe it is the most advantageous to Waxahachie ISD to use

(vendor) Amber Electrical Contractors, Inc. for the procurement of (item) Turner Pre K - convert rest of school to LED lights to match renovated areas

\_\_\_\_\_  
 Campus Principal / Department Head / Administrator

\_\_\_\_\_  
 Date

\_\_\_\_\_  
 Business Office Approval

\_\_\_\_\_  
 Date



# Estimate

Date	Estimate #
2/27/2026	26-132

Name / Address
Waxahachie ISD 411 N. Gibson Street Waxahachie, TX 75165

Location of Work
Turner Pre-K Academy 614 N. Getzendaner St. Waxahachie, TX 75165

P.O. Number	CCS Estimator	CCS Project	Customer Contact
	RB		Stephen Mott

Description	Total
<p>Scope of Work - LED Lighting:</p> <ol style="list-style-type: none"> <li>1. Mobilize lift equipment, material and labor to job site</li> <li>2. Supply and install a total lightbulb count of 4,000 T8 LED bulbs 5k (most will be going from 4 bulb to 2 bulb)</li> <li>3. Supply and install 238 emergency drivers LED</li> <li>4. Supply and install CFL's - 27</li> <li>5. Supply and install 16 UFO's in the Gym</li> <li>6. Supply and install 25 in the Kitchen</li> <li>7. Supply and install occupancy sensors at the switches</li> <li>8. Properly dispose of any trash into dumpster</li> <li>9. Clean and remove any construction debris as generated by this Contractor</li> </ol> <p>Labor, Materials and Equipment</p> <p>Maintain Safe Environment. Protect Surrounding &amp; Furnishings                      Will coordinate with on site personnel to limit and control any business disruption.</p>	333,193.24

Thank you for giving us the opportunity to bid on this job!	<b>Subtotal</b>	\$333,193.24
Acceptance: The above prices, specifications and conditions are satisfactory and hereby accepted. You are authorized to do the work as specified. Payment will be made as outlined above.	<b>Sales Tax (8.25%)</b>	\$0.00
	<b>Total</b>	\$333,193.24

Signature: \_\_\_\_\_ Date: \_\_\_\_\_

**CONFIDENTIAL**



**Prepared For:**  
**STEPHEN MOTT, RTSBA**  
PROJECT MANAGER  
smott@wisd.org

**Submitted By:**  
**DALE VICK**  
Facility Solutions Group  
Dallas - DE30  
DALE.VICK@FSGI.COM  
214-957-7401

**FSG BUYBOARD CONTRACT #690-23**





**Project Overview**

<b>Total Material Cost and Labor</b>	
Total Material	\$50,102
Total Labor	\$39,393
Taxes	Plus Applicable Taxes
<b>Total Cost of Project</b>	<b>\$89,495</b>
BOND	\$1,479
Estimated Rebate**	\$0
<b>Net Cost of Project with Estimated Rebate</b>	<b>\$90,974</b>

<b>Annual Operating Savings</b>	
Lighting Energy Savings	\$6,171
HVAC Energy Savings	\$1,440
Maintenance Savings (Includes Lamp/Ballast Savings)	\$3,293
<b>Total Annual Operating Savings</b>	<b>\$10,904</b>

<b>Operating Savings Over 10 Years</b>	
Lighting Energy Savings	\$61,714
HVAC Energy Savings	\$14,400
Maintenance Savings (Controls, Lamp/Ballast Savings)	\$32,930
<b>Total Operational Savings Over 10 Years</b>	<b>\$109,045</b>

Simple Payback (Yrs) - <i>Including Estimated Rebates (Excluding Taxes)</i>	8.34
Net Present Value	\$ (1,620)
Internal Rate of Return	5%
Return on Investment	11.99%

**Financial Summary**

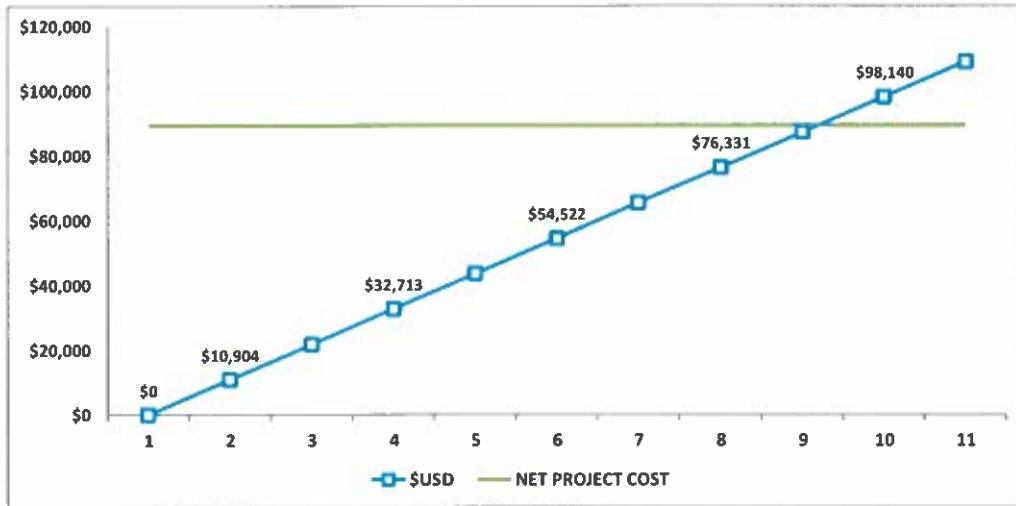
Total Project Costs	Net Project Costs	10 Yr Operating Savings	Simple Payback (yrs)	NPV	IRR
\$89,495	\$90,974	\$109,045	8.34	-\$1,620	5%

\*\*Rebate fee of 0% applied to final rebate amount

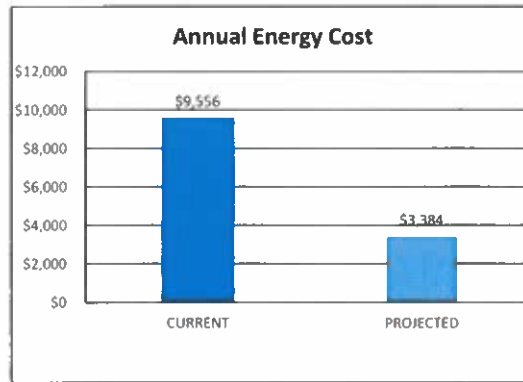
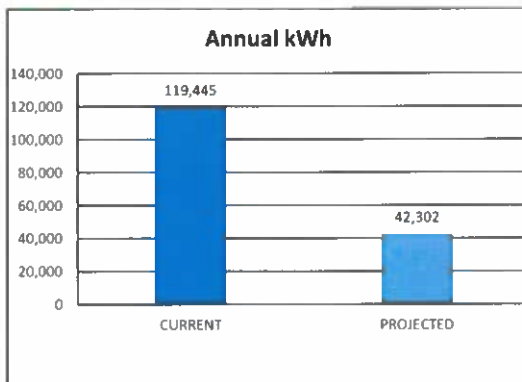


**Cost of Waiting**

Monthly	Yearly	10 Years
\$909	\$10,904	\$109,045



**Energy Comparison**



Current Usage	Proposed Usage	Reduction (kWh)
119,445	42,302	77,143

Existing Watts	Proposed Watts	Reduction (Watts)	Reduction
41,169	18,247	22,922	56%

\*\*\*WATTAGE REDUCTION DOES NOT REFLECT CONTROL INTEGRATION\*\*\*

TURNER PRE-K ACADEMY LED LIGHTING UPGRADE		STEPHEN WOTT, RTSSA, PROJECT MANAGER, WAKAHACHIE ISD - Scope of Work				2/27/2026				Project Material:			
#	Area Description (Room's use)	Existing Qty	Future Description	Future Qty	Notes To Be Taken	Proposed Future Qty	Quantity	Material / Make / Model / Qty	Quantity	Material / Make / Model / Qty	Quantity	Material / Make / Model / Qty	
1	014	Fluorescent (0.48" T-8 lamps) Instant Start Ballast (A.D) (0.85' x 0.85' x 1.1)	75 (L&R) e-HVY	14	96	REPLACE BYPASS BALLAST	16	200 WATT PER Fixture (VOLT DEF) 40" SQUARE (LED) (LED) (FRT)	16	MEL (S&P) 240V-40W-160	16	MEL (S&P) 240V-40W-160	
2					ADD OCC ASSASSORS TO ENTRY SPACE								
3	LIBRARY	Fluorescent (0.48" T-8 lamps) Instant Start Ballast (A.D) (0.85' x 0.85')	214	10	10	RE-LAMP / BYPASS BALLAST	10	30 WATT PER Fixture (K1-LED) (15W-80C) (D) (20)	20	K1-LED (15W-80C) (D) (20)			
4	CAFETERIA	Fluorescent (0.48" T-8 lamps) Instant Start Ballast (A.D) (0.85' x 0.85')	214	45	15	RE-LAMP / BYPASS BALLAST	45	30 WATT PER Fixture (K1-LED) (15W-80C) (D) (20) POWER PACKS FOR ALL BENDORS (K-FILED)	90	K1-LED (15W-80C) (D) (20)		30 WATT PER Fixture (K1-LED) (15W-80C) (D) (20) POWER PACKS FOR ALL BENDORS (K-FILED)	
5	MUSIC	Fluorescent (0.48" T-8 lamps) Instant Start Ballast (A.D) (0.85' x 0.85')	214	5	20	RE-LAMP / BYPASS BALLAST	5	30 WATT PER Fixture (K1-LED) (15W-80C) (D) (20)	10	K1-LED (15W-80C) (D) (20)			
6	KITCHEN AREAS	Fluorescent (0.48" T-8 lamps) Instant Start Ballast (A.D) (0.85' x 0.85')	214	22	10	REPLACE FEATURE (INT)	22	30 WATT PER Fixture (METALUX) (200TS) (L) (3) (LED) (K-FILED)		METALUX (200TS) (L) (3) (LED) (K-FILED)	22		
7	KITCHEN AREAS	Fluorescent (0.48" T-8 lamps) Instant Start Ballast (A.D) (0.85' x 0.85')	214	5	10	REPLACE FEATURE (INT)	5	30 WATT PER Fixture (METALUX) (200TS) (L) (3) (LED) (K-FILED)		METALUX (200TS) (L) (3) (LED) (K-FILED)	5		
8	CANLITG	Compact Fluorescent (A48) (4pin) (1") 32W lamp	FCAN	27	10	REPLACE FEATURE (INT)	27	27 WATT PER Fixture (KEYSTONE) (K1-LED) (15W-80C) (D) (20) (FRT)		KEYSTONE (K1-LED) (15W-80C) (D) (20) (FRT)	27		
9	CLASSROOM TROFFERS	Fluorescent (0.48" T-8 lamps) Instant Start Ballast (A.D) (0.85' x 0.85')	214	150	9	RE-LAMP / BYPASS BALLAST	155	60 WATT PER Fixture (K1-LED) (15W-80C) (D) (20) (FRT) (LED) (K-FILED)	60	K1-LED (15W-80C) (D) (20)		60 WATT PER Fixture (K1-LED) (15W-80C) (D) (20) (FRT) (LED) (K-FILED)	
10	ALL OFFICES TROFFERS	Fluorescent (0.48" T-8 lamps) Instant Start Ballast (A.D) (0.85' x 0.85')	214	67	8	RE-LAMP / BYPASS BALLAST	67	30 WATT PER Fixture (K1-LED) (15W-80C) (D) (20) (FRT) (LED) (K-FILED)	134	K1-LED (15W-80C) (D) (20)		30 WATT PER Fixture (K1-LED) (15W-80C) (D) (20) (FRT) (LED) (K-FILED)	
11													



**TURNER PRE-K ACADEMY LED LIGHTING UPGRADE - WAXAHACHIE , TX**

Facility Solutions Group will supply and install all materials, labor, and equipment per the attached detailed scope of work, 2020 NEC requirements, and the electrical specifications provided to us for the following amount:

**\$90,973.88**

**Exclusions:**

- Current or future Local Authority Having Jurisdiction permit, submittal and/or inspection fees.
- Any second or third shift work (NO OVERTIME)
- Bonds, Utility Fees, Consumption Charges
- It is assumed that there is adequate space AND capacity in the existing electrical system to accommodate this new load.
- Cutting, patching or painting of ANY existing surface
- Engineered drawings
- Union Labor
- Cleaning of EXISTING electrical equipment and materials at end of job to be done by others
- EXISTING damage to electrical equipment and/or devices will be repaired at an additional charge
- Any needed scuttle or access holes
- Roof penetrations and access panels
- Existing electrical code violations
- No HOT work is included. ALL line voltage items to be worked on must be de-energized prior.
- Fire Proofing and Fire Stopping
- Tolls or Parking Fees

Delays in project schedule beyond our control, i.e.

- City inspection/submittal/reviews.
- Interference/workflow of other trades.
- Material lead times and/or delivery disruptions.
- Inclement weather.
- Organized labor disputes.

Owner shall be responsible for site, including:

- Site safety hazards.
- Site access, control and security.
- Site storage areas.

\* Customer supplied estimated counts used in this proposal.

**Terms and Conditions:**

This proposal is based on the prices of commodity products (such as PVC conduit, copper wire, steel conduit and other steel components) quoted to us as of the date of this proposal. Due to tariff increases and rapidly rising commodity material prices, most manufacturers are adjusting prices on lighting and electrical products. *While FSG is committed to maintaining competitive pricing, we reserve the right to modify our quote if future tariff-related cost increases significantly impact this project.* The above mentioned price is good for 30 days. Material deliveries are based on manufacturer's estimated quoted delivery dates, and under no circumstances will FSG be responsible for delays outside of our control. Work shall be performed during the hours listed above.

FSG acts as a liaison between the end user and manufacturer for all warranty related claims, but does not itself warrant or assume liability for any products and/or labor required for the installation, maintenance, or repair of materials provided. The manufacturer's stated warranty will take precedent over any other agreements as noted in their disclaimers and limitations, unless special provisions, as listed on our Purchase Order, if applicable, have been arranged with said manufacturer. FSG's standard Workmanship Warranty is valid for one (1) year from the Substantial Completion date. If you have any questions, please do not hesitate to call. We appreciate the opportunity to serve your needs.

Respectfully submitted,  
DALE VICK  
[DALE.VICK@FSGI.COM](mailto:DALE.VICK@FSGI.COM)

Acceptance by:

\_\_\_\_\_  
(Name)

282

\_\_\_\_\_  
(Date)



2251 Century Center Blvd.  
Irving, TX 75062  
972-579-9333 Ext. 120  
972-579-9336 Fax  
Travisc@amberelectrical.com  
TECL #17942

February 27, 2026

Stephen Mott  
Waxahachie ISD  
[smott@wisd.org](mailto:smott@wisd.org)

RE: Waxahachie ISD 6 School Lighting Replacement

Stephen Mott,

We are pleased to offer our proposal on the electrical portion for the above referenced project to furnish and install all labor and material

Our price includes the following.

Lighting Replacement based on counts and emails provided by Waxahachie ISD for the following schools.

Clift

- Normal
  - Classroom 792
  - Gym 25
  - Library 23
  - Library 18
  - Cafeteria 48
  - Music 15
  - Kitchen 43
  - CFLs 77
- Emergency
  - Classroom 45
  - Office 12
  - SPED 4
  - Bathrooms 3
  - Music 2
  - Classroom Hallways 42
  - Kitchen 43

Felty

- Normal
  - Classroom 792
  - Gym 25
  - Library 23
  - Library 18
  - Cafeteria 48
  - Music 15
  - Kitchen 43
  - CFL 67
- Emergency
  - Classroom 45
  - Office 12
  - SPED 4
  - Bathrooms 3
  - Music 2
  - Classroom hallways 42
  - Kitchen 6

Turner

- Normal
  - Classroom 222



2251 Century Center Blvd.  
Irving, TX 75062  
972-579-9333 Ext. 120  
972-579-9336 Fax  
Travisc@amberelectrical.com  
TECL #17942

- Bath Room 1
- Gym 16
- Library 23
- Library 18
- Cafeteria 45
- Music 5
- Kitchen 27
- CFLs 27
- Occupancy
  - Ceiling 95
  - Power Pack 95

Finley

- Normal
  - Classroom 720
  - Gym 32
  - Kitchen 50
- Emergency
  - Classroom 41
  - Office 2
  - Bathrooms 3
  - Science rooms 4
  - Science prep rooms 2
  - Comp rooms 4
  - Classroom hallways 4
  - Locker rooms 8
  - Kitchen 5
  - Weight room 2
- Occupancy
  - Ceiling 75
  - Power Pack 75

Howard

- Normal
  - Classroom 962
  - Gym main 30
  - Gym 2<sup>nd</sup> 12
  - Library 47
  - Stairwells 4
  - Kitchen 21
  - Vapor proof 4
- Emergency
  - Classroom 67
  - Bathrooms 7
  - Science Rooms 7
  - Science Prep Rooms 2
  - Classroom Hallways 3
  - Main Hallway 10
  - Office 9
  - Library 6
  - Kitchen 5
  - Locker Rooms 6
  - Weight Room 2

Coleman

- Normal
  - Classroom 521
  - Gym main 63
  - Gym foyer 29



2251 Century Center Blvd.  
 Irving, TX 75062  
 972-579-9333 Ext. 120  
 972-579-9336 Fax  
 Travisc@amberelectrical.com  
 TECL #17942

- Main hallways 51
- Library 42
- Stairwells 30
- Kitchen 50
- Vapor proof 4
- Emergency
  - Classroom 13
  - Bathrooms 2
  - Science rooms 4
  - Science prep rooms 2
  - Classroom hallways 3
  - Main hallway 10
  - Gym hallway 8
  - Office 9
  - Library 6
  - Kitchen 5
  - Locker rooms 8
  - Weight room 2
- Occupancy
  - Ceiling 56
  - Power Pack 56

Base Bid

• CLIFT	\$148,691.73
• FELTY	\$124,504.97
• TURNER	\$104,588.90
• FINLEY	\$231,472.10
• HOWARD	\$166,053.71
• COLEMAN	\$399,113.33

If contingency counts are needed please carry an adder for each school shown below

• CLIFT	\$14,869.17
• FELTY	\$12,450.50
• TURNER	\$10,458.89
• FINLEY	\$23,147.21
• HOWARD	\$16,605.37
• COLEMAN	\$39,911.33

Price is based on:

- No energized work, (all equipment / panels to be deenergized prior to being worked on)
- Documents based on emails from Stephen Mott and Mark Klis along with Cut sheets provided at the job walk
- Job duration to be approximately 2 months
- All work being completed during normal working hours
- This quote does not make provisions for any potential US government imposed tariffs.
- During recent weeks, the market price and availability of copper, plastic and steel have experienced large fluctuations. As a result, our vendors have refused to hold prices firm without an order. If there should there be a substantial increase in the cost of commodities or equipment due to these fluctuations at any time prior to receipt of a Contract or LOI, Amber Electric will submit details and revised pricing to cover those increases. We will also closely monitor and advise as early as possible of any potential shipping delays.



2251 Century Center Blvd.  
Irving, TX 75062  
972-579-9333 Ext. 120  
972-579-9336 Fax  
Travis@amberelectrical.com  
TECL #17942

We have excluded the following from our bid.

- Tax
- Bond(s)
- Liquidated Damages
- Cabling and J-Hooks (install and removal)
- Cable Tray
- BIM
- Fire alarm/Data/Security systems, conduits, and back boxes
- Fire Stop
- Smoke Sleeves
- Repair/Replacement of existing electrical to remain
- Removal of walls or ceilings for electrical installation
- Access Panels
- HVAC, HVAC controls, and HVAC control conduits
- Roof penetrations
- Slab x-ray, scan
- Concrete, cutting, patching, repairing, removal, housekeeping pads, foundations, asphalt work, pole bases or piers etc.
- Short-Circuit Studies, Coordination Studies, Arc Flash Hazard Analysis
- Third Party Testing
- IR Scanning
- Temporary Power
- Utility Company Fees
- Billing Services
- Composite Clean-up Crew
- Parking fees
- Permit fees
- After hours work
- After hours delivery times

If you have any questions, please call.  
Respectfully Submitted,  
Travis Chafin

#### CORE VALUES

**Passionate-** Building a positive experience through outstanding service in every aspect of the business relationship and beyond.

**Integrity-** Upholding the highest moral and ethical standards and promoting trust and respect with our customers and our employees.

**Excellence-** Exceeding expectations every day and taking pride in everything we do.

**Teamwork-** Demonstrating an honest commitment to work with others by creating a collaborative culture where everyone has a voice.

**Waxahachie Independent School District  
BOARD OF TRUSTEES**

**Date:** March 23, 2026                      **Presented By:** Stephen Mott

**Subject:** Felty Jr High full LED light upgrade to the interior of building                      **Related Page(s)** 10



**EXECUTIVE SUMMARY:**

The project of changing interior lights to LED fixtures at Felty Elementary at a price not to exceed \$170,000.00 completed by Facility Solution Group (FSG).

		BOARD PRIORITY GOALS
	<b>Priority #1</b>	<b>Student Growth</b>
	<b>Priority #2</b>	<b>Honor and Support Staff</b>
X	<b>Priority #3</b>	<b>Community and Stakeholder Relationships</b>
X	<b>Priority #4</b>	<b>Financial Integrity</b>

**RECOMMENDATION:**

Administration recommends the Felty Elementary LED lighting project be approved as presented.

# Waxahachie Independent School District

## Quote Comparison Form

In accordance with Board policy CH (LOCAL), all purchases over \$5,000 are required to record at least three quotes received before a purchase order is issued. The use of this form is recommended, though not required, for all purchases below \$5,000. All quotes for purchases over \$5,000 should be remitted to the business office for recordkeeping. Purchases should be including of all items within a given project (equipment, installation, consulting, etc.).

Name of Person securing quotes: Stephen Mott  
 Department: Support Services  
 Budget Allocated for Purchase: \_\_\_\_\_  
 Item(s) being quoted: Felty Elementary - convert rest of school to LED lights to match renovated areas

Vendor #1: Company Name: Amber Electrical Contractors, Inc.  
 Representative: Travis Chaffin  
 Vendor Approved via: Local  
 Amount Quoted: \$136,955.47

Vendor #2: Company Name: Concord Commercial Services Inc  
 Representative: Alan Green  
 Vendor Approved via: Local  
 Amount Quoted: \$338,943.24

Vendor #3: Company Name: Facility Solutions Group (FSG)  
 Representative: Dale Vick  
 Vendor Approved via: Local  
 Amount Quoted: \$96,613.06

Based on the quotes received, I believe it is the most advantageous to Waxahachie ISD to use  
 (vendor) Facility Solutions Group (FSG) for the procurement of (item) Felty Elementary - convert rest of school to LED lights to match renovated areas

\_\_\_\_\_  
 Campus Principal / Department Head / Administrator

\_\_\_\_\_  
 Date

\_\_\_\_\_  
 Business Office Approval

\_\_\_\_\_  
 Date



# Estimate

Date	Estimate #
2/27/2026	26-131

Name / Address
Waxahachie ISD 411 N. Gibson Street Waxahachie, TX 75165

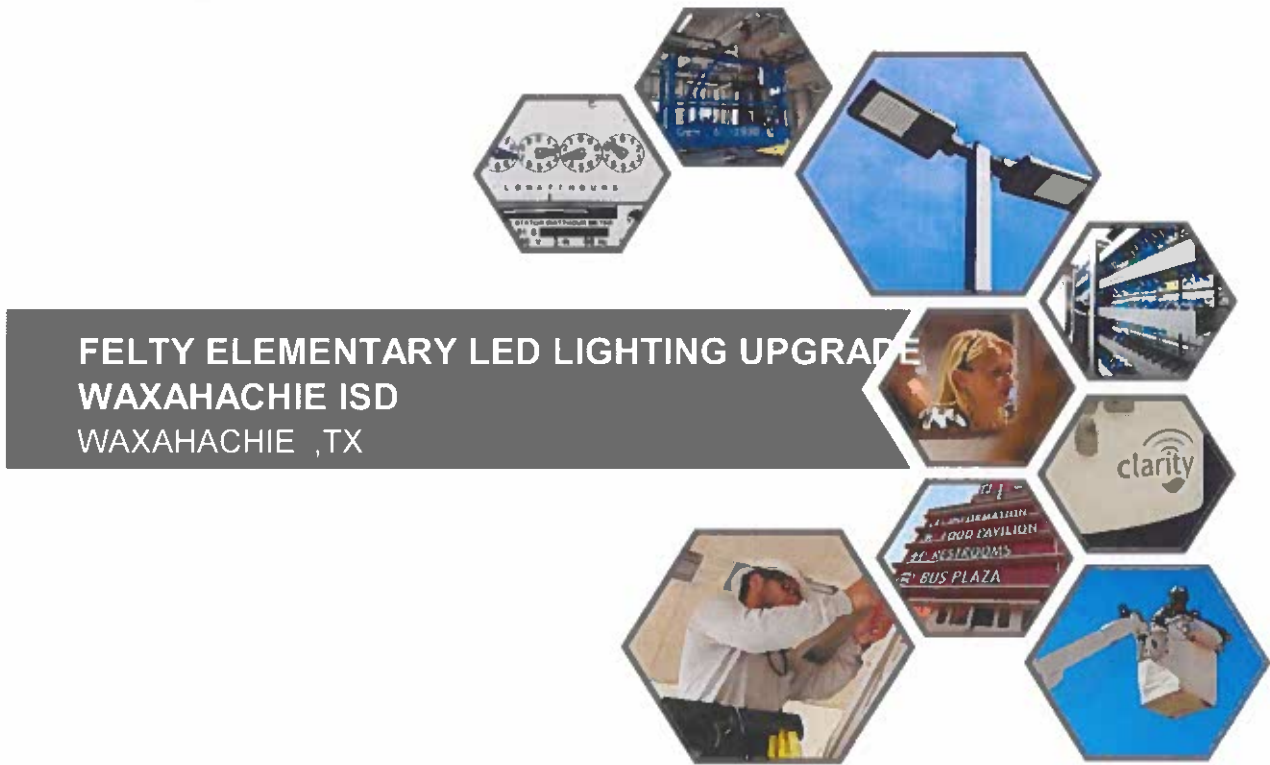
Location of Work
Felty Elementary 231 Park Place Blvd. Waxahachie, TX 75165

P.O. Number	CCS Estimator	CCS Project	Customer Contact
	RB		Stephen Mott

Description	Total
<b>Scope of Work - LED Lighting:</b> 1. Mobilize lift equipment, material and labor to job site 2. Supply and install a total lightbulb count of 4,000 T8 LED bulbs 5k 3. Supply and install 238 emergency drivers LED 4. Supply and install CFL's - 67 5. Supply and install 25 UFO's in the Gym 6. Supply and install 25 in the Kitchen 7. Supply and install occupancy sensors at the switches 8. Properly dispose of any trash into dumpster 9. Clean and remove any construction debris as generated by this Contractor  Labor, Materials and Equipment  Maintain Safe Environment. Protect Surrounding & Furnishings Will coordinate with on site personnel to limit and control any business disruption.	338,943.24

Thank you for giving us the opportunity to bid on this job!	<b>Subtotal</b>	\$338,943.24
Acceptance: The above prices, specifications and conditions are satisfactory and hereby accepted. You are authorized to do the work as specified. Payment will be made as outlined above.  Signature: _____ Date: _____	<b>Sales Tax (8.25%)</b>	\$0.00
	<b>Total</b>	\$338,943.24

CONFIDENTIAL



**Prepared For:**  
**STEPHEN MOTT, RTSBA**  
PROJECT MANAGER  
smott@wisd.org

**Submitted By:**  
**DALE VICK**  
Facility Solutions Group  
Dallas - DE30  
DALE.VICK@FSGI.COM  
214-957-7401

**FSG BUYBOARD CONTRACT #690-23**





**Project Overview**

**Total Material Cost and Labor**

Total Material	\$38,116
Total Labor	\$56,936
Taxes	Plus Applicable Taxes
<b>Total Cost of Project</b>	<b>\$95,052</b>
<b>BOND</b>	<b>\$1,561</b>
<b>Estimated Rebate**</b>	<b>\$0</b>
<b>Net Cost of Project with Estimated Rebate</b>	<b>\$96,613</b>

**Annual Operating Savings**

Lighting Energy Savings	\$14,467
HVAC Energy Savings	\$3,376
Maintenance Savings (Includes Lamp/Ballast Savings)	\$3,515
<b>Total Annual Operating Savings</b>	<b>\$21,357</b>

**Operating Savings Over 10 Years**

Lighting Energy Savings	\$144,670
HVAC Energy Savings	\$33,756
Maintenance Savings (Controls, Lamp/Ballast Savings)	\$35,146
<b>Total Operational Savings Over 10 Years</b>	<b>\$213,573</b>

<b>Simple Payback (Yrs) - Including Estimated Rebates (Excluding Taxes)</b>	<b>4.52</b>
<b>Net Present Value</b>	<b>\$ 76,373</b>
<b>Internal Rate of Return</b>	<b>19%</b>
<b>Return on Investment</b>	<b>22.11%</b>

**Financial Summary**

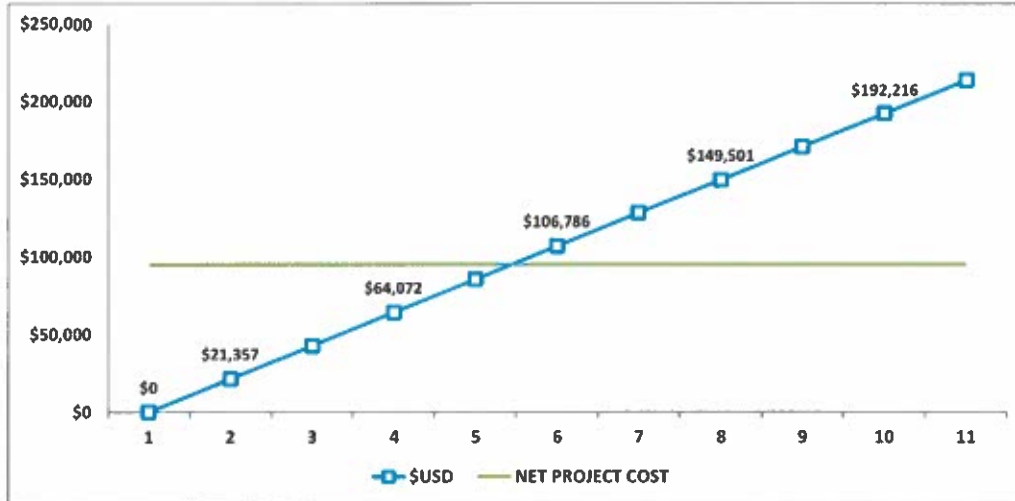
Total Project Costs	Net Project Costs	10 Yr Operating Savings	Simple Payback (yrs)	NPV	IRR
\$95,052	\$96,613	\$213,573	4.52	\$76,373	19%

\*\*Rebate fee of 0% applied to final rebate amount

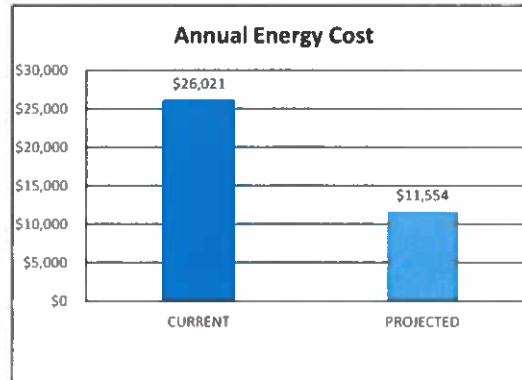
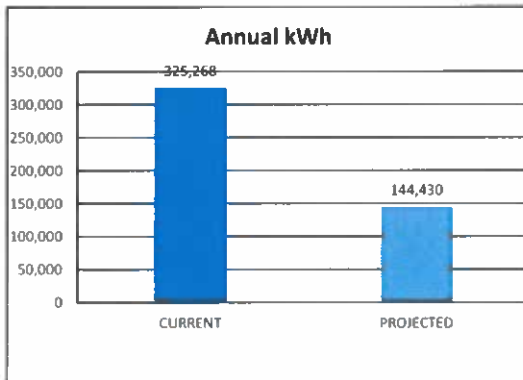


**Cost of Waiting**

Monthly	Yearly	10 Years
\$1,780	\$21,357	\$213,573



**Energy Comparison**



Current Usage	Proposed Usage	Reduction (kWh)
325,268	144,430	180,838

Existing Watts	Proposed Watts	Reduction (Watts)	Reduction
111,471	50,500	60,971	55%

\*\*\*\*WATTAGE REDUCTION DOES NOT REFLECT CONTROL INTEGRATION\*\*\*\*





**FELTY ELEMENTARY LED LIGHTING UPGRADE - WAXAHACHIE , TX**

Facility Solutions Group will supply and install all materials, labor, and equipment per the attached detailed scope of work, 2020 NEC requirements, and the electrical specifications provided to us for the following amount:

**\$96,613.06**

**Exclusions:**

- Current or future Local Authority Having Jurisdiction permit, submittal and/or inspection fees.
- Any second or third shift work (NO OVERTIME)
- Bonds, Utility Fees, Consumption Charges
- It is assumed that there is adequate space AND capacity in the existing electrical system to accommodate this new load.
- Cutting, patching or painting of ANY existing surface
- Engineered drawings
- Union Labor
- Cleaning of EXISTING electrical equipment and materials at end of job to be done by others
- EXISTING damage to electrical equipment and/or devices will be repaired at an additional charge
- Any needed scuttle or access holes
- Roof penetrations and access panels
- Existing electrical code violations
- No HOT work is included. ALL line voltage items to be worked on must be de-energized prior.
- Fire Proofing and Fire Stopping
- Tolls or Parking Fees

Delays in project schedule beyond our control, i.e.

- City inspection/submittal/reviews.
- Interference/workflow of other trades.
- Material lead times and/or delivery disruptions.
- Inclement weather.
- Organized labor disputes.

Owner shall be responsible for site, including:

- Site safety hazards.
- Site access, control and security.
- Site storage areas.

\* Customer supplied estimated counts used in this proposal.

**Terms and Conditions:**

This proposal is based on the prices of commodity products (such as PVC conduit, copper wire, steel conduit and other steel components) quoted to us as of the date of this proposal. Due to tariff increases and rapidly rising commodity material prices, most manufacturers are adjusting prices on lighting and electrical products. *While FSG is committed to maintaining competitive pricing, we reserve the right to modify our quote if future tariff-related cost increases significantly impact this project.* The above mentioned price is good for 30 days. Material deliveries are based on manufacturer's estimated quoted delivery dates, and under no circumstances will FSG be responsible for delays outside of our control. Work shall be performed during the hours listed above.

FSG acts as a liaison between the end user and manufacturer for all warranty related claims, but does not itself warrant or assume liability for any products and/or labor required for the installation, maintenance, or repair of materials provided. The manufacturer's stated warranty will take precedent over any other agreements as noted in their disclaimers and limitations, unless special provisions, as listed on our Purchase Order, if applicable, have been arranged with said manufacturer. FSG's standard Workmanship Warranty is valid for one (1) year from the Substantial Completion date. If you have any questions, please do not hesitate to call. We appreciate the opportunity to serve your needs.

Respectfully submitted,  
DALE VICK  
[DALE.VICK@FSGI.COM](mailto:DALE.VICK@FSGI.COM)

Acceptance by:

\_\_\_\_\_  
(Name)

294

\_\_\_\_\_  
(Date)



2251 Century Center Blvd.  
Irving, TX 75062  
972-579-9333 Ext. 120  
972-579-9336 Fax  
Travisc@amberelectrical.com  
TECL #17942

February 27, 2026

Stephen Mott  
Waxahachie ISD  
[smott@wisd.org](mailto:smott@wisd.org)

RE: Waxahachie ISD 6 School Lighting Replacement

Stephen Mott,

We are pleased to offer our proposal on the electrical portion for the above referenced project to furnish and install all labor and material

Our price includes the following.

Lighting Replacement based on counts and emails provided by Waxahachie ISD for the following schools.

Clift

- Normal
  - Classroom 792
  - Gym 25
  - Library 23
  - Library 18
  - Cafeteria 48
  - Music 15
  - Kitchen 43
  - CFLs 77
- Emergency
  - Classroom 45
  - Office 12
  - SPED 4
  - Bathrooms 3
  - Music 2
  - Classroom Hallways 42
  - Kitchen 43

Felty

- Normal
  - Classroom 792
  - Gym 25
  - Library 23
  - Library 18
  - Cafeteria 48
  - Music 15
  - Kitchen 43
  - CFL 67
- Emergency
  - Classroom 45
  - Office 12
  - SPED 4
  - Bathrooms 3
  - Music 2
  - Classroom hallways 42
  - Kitchen 6

Turner

- Normal
  - Classroom 222



2251 Century Center Blvd.  
Irving, TX 75062  
972-579-9333 Ext. 120  
972-579-9336 Fax  
Travisc@amberelectrical.com  
TECL #17942

- Bath Room 1
- Gym 16
- Library 23
- Library 18
- Cafeteria 45
- Music 5
- Kitchen 27
- CFLs 27
- Occupancy
  - Ceiling 95
  - Power Pack 95

Finley

- Normal
  - Classroom 720
  - Gym 32
  - Kitchen 50
- Emergency
  - Classroom 41
  - Office 2
  - Bathrooms 3
  - Science rooms 4
  - Science prep rooms 2
  - Comp rooms 4
  - Classroom hallways 4
  - Locker rooms 8
  - Kitchen 5
  - Weight room 2
- Occupancy
  - Ceiling 75
  - Power Pack 75

Howard

- Normal
  - Classroom 962
  - Gym main 30
  - Gym 2<sup>nd</sup> 12
  - Library 47
  - Stairwells 4
  - Kitchen 21
  - Vapor proof 4
- Emergency
  - Classroom 67
  - Bathrooms 7
  - Science Rooms 7
  - Science Prep Rooms 2
  - Classroom Hallways 3
  - Main Hallway 10
  - Office 9
  - Library 6
  - Kitchen 5
  - Locker Rooms 6
  - Weight Room 2

Coleman

- Normal
  - Classroom 521
  - Gym main 63
  - Gym foyer 29



2251 Century Center Blvd.  
 Irving, TX 75062  
 972-579-9333 Ext. 120  
 972-579-9336 Fax  
 Travis@amberelectrical.com  
 TECL #17942

- Main hallways 51
- Library 42
- Stairwells 30
- Kitchen 50
- Vapor proof 4
- Emergency
  - Classroom 13
  - Bathrooms 2
  - Science rooms 4
  - Science prep rooms 2
  - Classroom hallways 3
  - Main hallway 10
  - Gym hallway 8
  - Office 9
  - Library 6
  - Kitchen 5
  - Locker rooms 8
  - Weight room 2
- Occupancy
  - Ceiling 56
  - Power Pack 56

Base Bid

- CLIFT \$148,691.73
- FELTY \$124,504.97
- TURNER \$104,588.90
- FINLEY \$231,472.10
- HOWARD \$166,053.71
- COLEMAN \$399,113.33

If contingency counts are needed please carry an adder for each school shown below

- CLIFT \$14,869.17
- FELTY \$12,450.50
- TURNER \$10,458.89
- FINLEY \$23,147.21
- HOWARD \$16,605.37
- COLEMAN \$39,911.33

Price is based on:

- No energized work. (all equipment / panels to be deenergized prior to being worked on)
- Documents based on emails from Stephen Mott and Mark Klis along with Cut sheets provided at the job walk
- Job duration to be approximately 2 months
- All work being completed during normal working hours
- This quote does not make provisions for any potential US government imposed tariffs.
- During recent weeks, the market price and availability of copper, plastic and steel have experienced large fluctuations. As a result, our vendors have refused to hold prices firm without an order. If there should be a substantial increase in the cost of commodities or equipment due to these fluctuations at any time prior to receipt of a Contract or LOI, Amber Electric will submit details and revised pricing to cover those increases. We will also closely monitor and advise as early as possible of any potential shipping delays.



2251 Century Center Blvd.  
Irving, TX 75062  
972-579-9333 Ext. 120  
972-579-9336 Fax  
Travise@amberelectrical.com  
TECL #17942

We have excluded the following from our bid.

- Tax
- Bond(s)
- Liquidated Damages
- Cabling and J-Hooks (install and removal)
- Cable Tray
- BIM
- Fire alarm/Data/Security systems, conduits, and back boxes
- Fire Stop
- Smoke Sleeves
- Repair/Replacement of existing electrical to remain
- Removal of walls or ceilings for electrical installation
- Access Panels
- HVAC, HVAC controls, and HVAC control conduits
- Roof penetrations
- Slab x-ray, scan
- Concrete, cutting, patching, repairing, removal, housekeeping pads, foundations, asphalt work, pole bases or piers etc.
- Short-Circuit Studies, Coordination Studies, Arc Flash Hazard Analysis
- Third Party Testing
- IR Scanning
- Temporary Power
- Utility Company Fees
- Billing Services
- Composite Clean-up Crew
- Parking fees
- Permit fees
- After hours work
- After hours delivery times

If you have any questions, please call.  
Respectfully Submitted,  
Travis Chafin

#### CORE VALUES

**Passionate**- Building a positive experience through outstanding service in every aspect of the business relationship and beyond.

**Integrity**- Upholding the highest moral and ethical standards and promoting trust and respect with our customers and our employees.

**Excellence**- Exceeding expectations every day and taking pride in everything we do.

**Teamwork**- Demonstrating an honest commitment to work with others by creating a collaborative culture where everyone has a voice.

**Waxahachie Independent School District  
BOARD OF TRUSTEES**

**Date:** March 23, 2026      **Presented By:** Stephen Mott

**Subject:** Clift Elementary full LED light upgrade to the interior of building      **Related Page(s)** 10

**Consent  
Agenda Item**

**EXECUTIVE SUMMARY:**

The project of changing interior lights to LED fixtures at Clift Elementary at a price not to exceed \$170,000.00 completed by Facility Solution Group (FSG).

BOARD PRIORITY GOALS		
	<b>Priority #1</b>	<b>Student Growth</b>
	<b>Priority #2</b>	<b>Honor and Support Staff</b>
X	<b>Priority #3</b>	<b>Community and Stakeholder Relationships</b>
X	<b>Priority #4</b>	<b>Financial Integrity</b>

**RECOMMENDATION:**

Administration recommends the Clift Elementary LED lighting project be approved as presented.

# Waxahachie Independent School District

## Quote Comparison Form

In accordance with Board policy CH (LOCAL), all purchases over \$5,000 are required to record at least three quotes received before a purchase order is issued. The use of this form is recommended, though not required, for all purchases below \$5,000. All quotes for purchases over \$5,000 should be remitted to the business office for recordkeeping. Purchases should be including of all items within a given project (equipment, installation, consulting, etc.).

Name of Person securing quotes: Stephen Mott  
 Department: Support Services  
 Budget Allocated for Purchase: \_\_\_\_\_  
 Item(s) being quoted: Clift Elementary - convert rest of school to LED lights to match renovated areas

Vendor #1: Company Name: Amber Electrical Contractors, Inc.  
 Representative: Travis Chaffin  
 Vendor Approved via: Local  
 Amount Quoted: \$163,560.90

Vendor #2: Company Name: Concord Commercial Services Inc  
 Representative: Alan Green  
 Vendor Approved via: Local  
 Amount Quoted: \$343,543.24

Vendor #3: Company Name: Facility Solutions Group (FSG)  
 Representative: Dale Vick  
 Vendor Approved via: Local  
 Amount Quoted: \$98,060.68

Based on the quotes received, I believe it is the most advantageous to Waxahachie ISD to use  
 (vendor) Facility Solutions Group (FSG) for the procurement of (item) Clift Elementary - convert rest of school to LED lights to match renovated areas

\_\_\_\_\_  
 Campus Principal / Department Head / Administrator

\_\_\_\_\_  
 Date

\_\_\_\_\_  
 Business Office Approval

\_\_\_\_\_  
 Date



2251 Century Center Blvd.  
Irving, TX 75062  
972-579-9333 Ext. 120  
972-579-9336 Fax  
Travise@amberelectrical.com  
TECL #17942

February 27, 2026

Stephen Mott  
Waxahachie ISD  
[smott@wisd.org](mailto:smott@wisd.org)

RE: Waxahachie ISD 6 School Lighting Replacement

Stephen Mott,

We are pleased to offer our proposal on the electrical portion for the above referenced project to furnish and install all labor and material

Our price includes the following.

Lighting Replacement based on counts and emails provided by Waxahachie ISD for the following schools.

Clift

- Normal
  - Classroom 792
  - Gym 25
  - Library 23
  - Library 18
  - Cafeteria 48
  - Music 15
  - Kitchen 43
  - CFLs 77
- Emergency
  - Classroom 45
  - Office 12
  - SPED 4
  - Bathrooms 3
  - Music 2
  - Classroom Hallways 42
  - Kitchen 43

Felty

- Normal
  - Classroom 792
  - Gym 25
  - Library 23
  - Library 18
  - Cafeteria 48
  - Music 15
  - Kitchen 43
  - CFL 67
- Emergency
  - Classroom 45
  - Office 12
  - SPED 4
  - Bathrooms 3
  - Music 2
  - Classroom hallways 42
  - Kitchen 6

Turner

- Normal
  - Classroom 222



2251 Century Center Blvd.  
Irving, TX 75062  
972-579-9333 Ext. 120  
972-579-9336 Fax  
Travisc@amberelectrical.com  
TECL #17942

- Bath Room 1
- Gym 16
- Library 23
- Library 18
- Cafeteria 45
- Music 5
- Kitchen 27
- CFLs 27
- Occupancy
  - Ceiling 95
  - Power Pack 95

Finley

- Normal
  - Classroom 720
  - Gym 32
  - Kitchen 50
- Emergency
  - Classroom 41
  - Office 2
  - Bathrooms 3
  - Science rooms 4
  - Science prep rooms 2
  - Comp rooms 4
  - Classroom hallways 4
  - Locker rooms 8
  - Kitchen 5
  - Weight room 2
- Occupancy
  - Ceiling 75
  - Power Pack 75

Howard

- Normal
  - Classroom 962
  - Gym main 30
  - Gym 2<sup>nd</sup> 12
  - Library 47
  - Stairwells 4
  - Kitchen 21
  - Vapor proof 4
- Emergency
  - Classroom 67
  - Bathrooms 7
  - Science Rooms 7
  - Science Prep Rooms 2
  - Classroom Hallways 3
  - Main Hallway 10
  - Office 9
  - Library 6
  - Kitchen 5
  - Locker Rooms 6
  - Weight Room 2

Coleman

- Normal
  - Classroom 521
  - Gym main 63
  - Gym foyer 29



2251 Century Center Blvd.  
 Irving, TX 75062  
 972-579-9333 Ext. 120  
 972-579-9336 Fax  
 Travis@amberelectrical.com  
 TECL #17942

- Main hallways 51
- Library 42
- Stairwells 30
- Kitchen 50
- Vapor proof 4
- Emergency
  - Classroom 13
  - Bathrooms 2
  - Science rooms 4
  - Science prep rooms 2
  - Classroom hallways 3
  - Main hallway 10
  - Gym hallway 8
  - Office 9
  - Library 6
  - Kitchen 5
  - Locker rooms 8
  - Weight room 2
- Occupancy
  - Ceiling 56
  - Power Pack 56

Base Bid

- CLIFT \$148,691.73
- FELTY \$124,504.97
- TURNER \$104,588.90
- FINLEY \$231,472.10
- HOWARD \$166,053.71
- COLEMAN \$399,113.33

If contingency counts are needed please carry an adder for each school shown below

- CLIFT \$14,869.17
- FELTY \$12,450.50
- TURNER \$10,458.89
- FINLEY \$23,147.21
- HOWARD \$16,605.37
- COLEMAN \$39,911.33

Price is based on:

- No energized work, (all equipment / panels to be deenergized prior to being worked on)
- Documents based on emails from Stephen Mott and Mark Klis along with Cut sheets provided at the job walk
- Job duration to be approximately 2 months
- All work being completed during normal working hours
- This quote does not make provisions for any potential US government imposed tariffs.
- During recent weeks, the market price and availability of copper, plastic and steel have experienced large fluctuations. As a result, our vendors have refused to hold prices firm without an order. If there should be a substantial increase in the cost of commodities or equipment due to these fluctuations at any time prior to receipt of a Contract or LOI, Amber Electric will submit details and revised pricing to cover those increases. We will also closely monitor and advise as early as possible of any potential shipping delays.



2251 Century Center Blvd.  
Irving, TX 75062  
972-579-9333 Ext. 120  
972-579-9336 Fax  
Travisc@amberelectrical.com  
TECL #17942

We have excluded the following from our bid.

- Tax
- Bond(s)
- Liquidated Damages
- Cabling and J-Hooks (install and removal)
- Cable Tray
- BIM
- Fire alarm/Data/Security systems, conduits, and back boxes
- Fire Stop
- Smoke Sleeves
- Repair/Replacement of existing electrical to remain
- Removal of walls or ceilings for electrical installation
- Access Panels
- HVAC, HVAC controls, and HVAC control conduits
- Roof penetrations
- Slab x-ray, scan
- Concrete, cutting, patching, repairing, removal, housekeeping pads, foundations, asphalt work, pole bases or piers etc.
- Short-Circuit Studies, Coordination Studies, Arc Flash Hazard Analysis
- Third Party Testing
- IR Scanning
- Temporary Power
- Utility Company Fees
- Billing Services
- Composite Clean-up Crew
- Parking fees
- Permit fees
- After hours work
- After hours delivery times

If you have any questions, please call.  
Respectfully Submitted,  
Travis Chafin

#### CORE VALUES

**Passionate**- Building a positive experience through outstanding service in every aspect of the business relationship and beyond.

**Integrity**- Upholding the highest moral and ethical standards and promoting trust and respect with our customers and our employees.

**Excellence**- Exceeding expectations every day and taking pride in everything we do.

**Teamwork**- Demonstrating an honest commitment to work with others by creating a collaborative culture where everyone has a voice.



# Estimate

Date	Estimate #
2/27/2026	26-133

Name / Address
Waxahachie ISD 411 N. Gibson Street Waxahachie, TX 75165

Location of Work
Clift Elementary 650 Parks School House Rd. Waxahachie, TX 75165

P.O. Number	CCS Estimator	CCS Project	Customer Contact
	RB		Stephen Mott

Description	Total
<p>Scope of Work - LED Lighting:</p> <ol style="list-style-type: none"> <li>1. Mobilize lift equipment, material and labor to job site</li> <li>2. Supply and install a total lightbulb count of 4,000 T8 LED bulbs 5k (most will be going from 4 bulb to 2 bulb)</li> <li>3. Supply and install 238 emergency drivers LED</li> <li>4. Supply and install CFL's - 77</li> <li>5. Supply and install 25 UFO's in the Gym</li> <li>6. Supply and install 25 in the Kitchen</li> <li>7. Supply and install occupancy sensors at the switches</li> <li>8. Properly dispose of any trash into dumpster</li> <li>9. Clean and remove any construction debris as generated by this Contractor</li> </ol> <p>Labor, Materials and Equipment</p> <p>Maintain Safe Environment. Protect Surrounding &amp; Furnishings Will coordinate with on site personnel to limit and control any business disruption.</p>	343,543.24

Thank you for giving us the opportunity to bid on this job!	<b>Subtotal</b>	\$343,543.24
<p>Acceptance: The above prices, specifications and conditions are satisfactory and hereby accepted. You are authorized to do the work as specified. Payment will be made as outlined above.</p> <p>Signature: _____ Date: _____</p>	<b>Sales Tax (8.25%)</b>	\$0.00
	<b>Total</b>	\$343,543.24

**CONFIDENTIAL**



**CLIFT ELEMENTARY LED LIGHTING UPGRADE  
WAXAHACHIE ISD  
WAXAHACHIE, TX**

**Prepared For:**  
**STEPHEN MOTT, RTSBA**  
PROJECT MANAGER  
smott@wisd.org

**Submitted By:**  
**DALE VICK**  
Facility Solutions Group  
Dallas - DE30  
DALE.VICK@FSGI.COM  
214-957-7401

**FSG BUYBOARD CONTRACT #690-23**





**Project Overview**

<b>Total Material Cost and Labor</b>	
Total Material	\$38,913
Total Labor	\$57,563
Taxes	Plus Applicable Taxes
<b>Total Cost of Project</b>	<b>\$96,476</b>
<b>BOND</b>	<b>\$1,585</b>
<b>Estimated Rebate**</b>	<b>\$0</b>
<b>Net Cost of Project with Estimated Rebate</b>	<b>\$98,061</b>

<b>Annual Operating Savings</b>	
Lighting Energy Savings	\$14,497
HVAC Energy Savings	\$3,383
Maintenance Savings (Includes Lamp/Ballast Savings)	\$3,573
<b>Total Annual Operating Savings</b>	<b>\$21,453</b>

<b>Operating Savings Over 10 Years</b>	
Lighting Energy Savings	\$144,972
HVAC Energy Savings	\$33,827
Maintenance Savings (Controls, Lamp/Ballast Savings)	\$35,732
<b>Total Operational Savings Over 10 Years</b>	<b>\$214,531</b>

<b>Simple Payback (Yrs) - Including Estimated Rebates (Excluding Taxes)</b>	<b>4.57</b>
<b>Net Present Value</b>	<b>\$ 75,723</b>
<b>Internal Rate of Return</b>	<b>19%</b>
<b>Return on Investment</b>	<b>21.88%</b>

**Financial Summary**

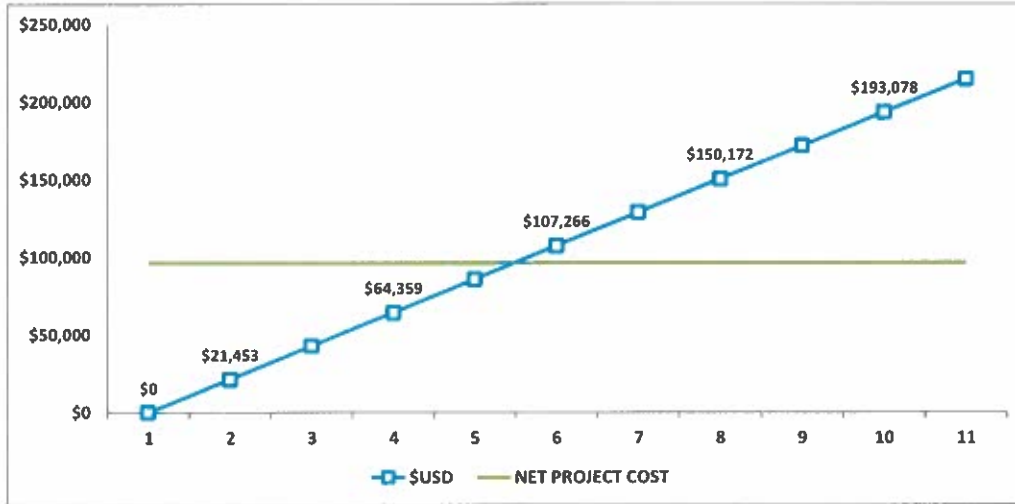
Total Project Costs	Net Project Costs	10 Yr Operating Savings	Simple Payback (yrs)	NPV	IRR
\$96,476	\$98,061	\$214,531	4.57	\$75,723	19%

\*\*Rebate fee of 0% applied to final rebate amount

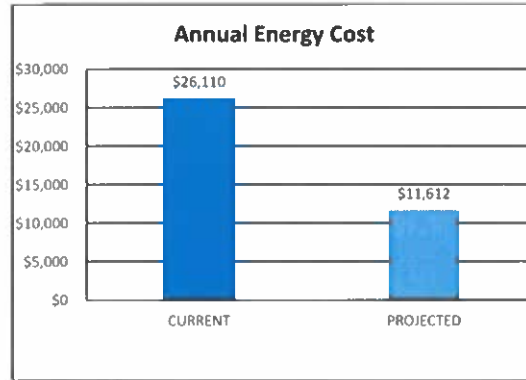
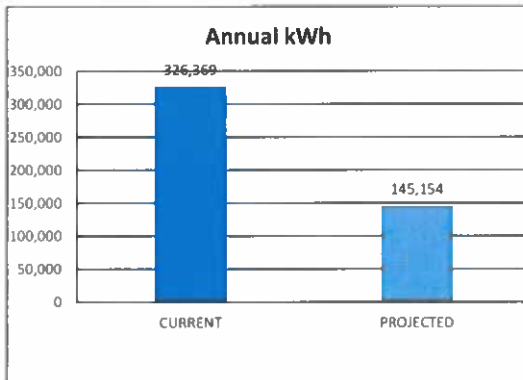


**Cost of Waiting**

Monthly	Yearly	10 Years
\$1,788	\$21,453	\$214,531



**Energy Comparison**



Current Usage	Proposed Usage	Reduction (kWh)
326,369	145,154	181,215

Existing Watts	Proposed Watts	Reduction (Watts)	Reduction
111,821	50,753	61,068	55%

\*\*\*\*WATTAGE REDUCTION DOES NOT REFLECT CONTROL INTEGRATION\*\*\*\*

CLIFT ELEMENTARY LED LIGHTING UPGRADE										STEPHEN MOTT, RTSBA, PROJECT MANAGER, WAXAHACHIE ISD - Scope of Work										2/27/2026										Project Material:									
#	Name / Entrance	Floor	Area Description (Room & Area)	Existing	Future Description	Existing Qty	Future Quantity (Per Sq Ft)	Notes	Remove / Replace (Qty)	Proposed Qty	Proposed Material	Lamp Qty	Reflector / Fixture Mt	Reflector / Fixture Qty	Fixture	Fixture Qty	Speed	Speed Qty	Driver Material	Qty																			
1			Office	Existing Metal halide (1) 150W lamp Magnesium ballast	Future LED (10.5' x 6' x 8')	25	25	REDUCE 2 ROWS OF 5 TO 3 ROWS OF 3	REPLACE FUTURE ACT (INT)	15	MOULTRIQ LED-151E-M-400-900-D302	46		15	MOULTRIQ LED-151E-M-400-900-D302					15																			
2			LIBRARY	Fluorescent (1) 48" T-8 lamps Instant Start Ballast (1) 0.85 x 6' x 8' (0.85)	Fluorescent (1) 48" T-8 lamps Instant Start Ballast (1) 0.85 x 6' x 8' (0.85)	23	20		RE-LAMP / BYPASS BALLAST	23	KT-LED151E-M-400-900-D302 (F.ALED)	46																											
3			LIBRARY	Fluorescent (1) 48" T-8 lamps Instant Start Ballast (1) 0.85 x 6' x 8' (0.85)	Fluorescent (1) 48" T-8 lamps Instant Start Ballast (1) 0.85 x 6' x 8' (0.85)	18	20		RE-LAMP / BYPASS BALLAST	16	KT-LED151E-M-400-900-D302 (F.ALED)	36																											
4			CAFETERIA	Fluorescent (1) 48" T-8 lamps Instant Start Ballast (1) 0.85 x 6' x 8' (0.85)	Fluorescent (1) 48" T-8 lamps Instant Start Ballast (1) 0.85 x 6' x 8' (0.85)	48	30		RE-LAMP / BYPASS BALLAST	46	KT-LED151E-M-400-900-D302 (F.ALED)	96																											
5			MUSIC	Fluorescent (1) 48" T-8 lamps Instant Start Ballast (1) 0.85 x 6' x 8' (0.85)	Fluorescent (1) 48" T-8 lamps Instant Start Ballast (1) 0.85 x 6' x 8' (0.85)	15	20		RE-LAMP / BYPASS BALLAST	15	KT-LED151E-M-400-900-D302 (F.ALED)	30																											
6			KITCHEN AREAS	Fluorescent (1) 48" T-8 lamps Instant Start Ballast (1) 0.85 x 6' x 8' (0.85)	Fluorescent (1) 48" T-8 lamps Instant Start Ballast (1) 0.85 x 6' x 8' (0.85)	37	10	COUNT ESTIMATED	REPLACE FUTURE (INT)	37	METALUX_2007SL-302-EL-10W			37	METALUX_2007SL-302-EL-10W																								
7			KITCHEN AREAS	Fluorescent (1) 48" T-8 lamps Instant Start Ballast (1) 0.85 x 6' x 8' (0.85)	Fluorescent (1) 48" T-8 lamps Instant Start Ballast (1) 0.85 x 6' x 8' (0.85)	9	10	COUNT ESTIMATED	REPLACE FUTURE (INT)	6	METALUX_2007SL-302-EL-10W			6	METALUX_2007SL-302-EL-10W																								
8			CAN-LIT	Compact Fluorescent Multi (4000 11) 37W lamp	8" CAN	11	10		REPLACE FUTURE (INT)	77	KEVSTONE KT-LED151E-M-400-900-D302 (F.ALED)			77	KEVSTONE KT-LED151E-M-400-900-D302 (F.ALED)																								
9			CLASSROOM TROFFERS	Fluorescent (1) 48" T-8 lamps Instant Start Ballast (1) 0.85 x 6' x 8' (0.85)	Fluorescent (1) 48" T-8 lamps Instant Start Ballast (1) 0.85 x 6' x 8' (0.85)	500	10	CLASSROOM FIXTURES EST AT 10% OF TOTAL TROFFER COUNT	RE-LAMP / BYPASS BALLAST	550	KT-LED151E-M-400-900-D302 (F.ALED)	2200									75																		
10			ALL OTHER TROFFERS	Fluorescent (1) 48" T-8 lamps Instant Start Ballast (1) 0.85 x 6' x 8' (0.85)	Fluorescent (1) 48" T-8 lamps Instant Start Ballast (1) 0.85 x 6' x 8' (0.85)	242	10		RE-LAMP / BYPASS BALLAST	242	KT-LED151E-M-400-900-D302 (F.ALED)	464									34																		
11					Work																																		



**CLIFT ELEMENTARY LED LIGHTING UPGRADE - WAXAHACHIE , TX**

Facility Solutions Group will supply and install all materials, labor, and equipment per the attached detailed scope of work, 2020 NEC requirements, and the electrical specifications provided to us for the following amount:

**\$98,060.68**

**Exclusions:**

- Current or future Local Authority Having Jurisdiction permit, submittal and/or inspection fees
- Any second or third shift work (NO OVERTIME)
- Bonds, Utility Fees, Consumption Charges
- It is assumed that there is adequate space AND capacity in the existing electrical system to accommodate this new load.
- Cutting, patching or painting of ANY existing surface
- Engineered drawings
- Union Labor
- Cleaning of EXISTING electrical equipment and materials at end of job to be done by others
- EXISTING damage to electrical equipment and/or devices will be repaired at an additional charge
- Any needed scuttle or access holes
- Roof penetrations and access panels
- Existing electrical code violations
- No HOT work is included. ALL line voltage items to be worked on must be de-energized prior.
- Fire Proofing and Fire Stopping
- Tolls or Parking Fees

Delays in project schedule beyond our control, i.e.

- City inspection/submittal/reviews.
- Interference/workflow of other trades.
- Material lead times and/or delivery disruptions.
- Inclement weather.
- Organized labor disputes.

Owner shall be responsible for site, including:

- Site safety hazards.
- Site access, control and security.
- Site storage areas.

\* Customer supplied estimated counts used in this proposal.

**Terms and Conditions:**

This proposal is based on the prices of commodity products (such as PVC conduit, copper wire, steel conduit and other steel components) quoted to us as of the date of this proposal. Due to tariff increases and rapidly rising commodity material prices, most manufacturers are adjusting prices on lighting and electrical products. *While FSG is committed to maintaining competitive pricing, we reserve the right to modify our quote if future tariff-related cost increases significantly impact this project.* The above mentioned price is good for 30 days. Material deliveries are based on manufacturer's estimated quoted delivery dates, and under no circumstances will FSG be responsible for delays outside of our control. Work shall be performed during the hours listed above.

FSG acts as a liaison between the end user and manufacturer for all warranty related claims, but does not itself warrant or assume liability for any products and/or labor required for the installation, maintenance, or repair of materials provided. The manufacturer's stated warranty will take precedent over any other agreements as noted in their disclaimers and limitations, unless special provisions, as listed on our Purchase Order, if applicable, have been arranged with said manufacturer. FSG's standard Workmanship Warranty is valid for one (1) year from the Substantial Completion date. If you have any questions, please do not hesitate to call. We appreciate the opportunity to serve your needs.

Respectfully submitted,  
DALE VICK  
[DALE.VICK@FSGI.COM](mailto:DALE.VICK@FSGI.COM)

Acceptance by:

\_\_\_\_\_  
(Name)

\_\_\_\_\_  
310

\_\_\_\_\_  
(Date)

**Waxahachie Independent School District  
BOARD OF TRUSTEES**

**Date:** March 23, 2026                      **Presented By:** Stephen Mott

**Subject:** Coleman Jr High full LED light upgrade to the interior of building                      **Related Page(s)** 10

**Consent  
Agenda Item**

**EXECUTIVE SUMMARY:**

The project of changing interior lights to LED fixtures at Coleman Jr High at a price not to exceed \$510,000.00 completed by Amber Electric.

BOARD PRIORITY GOALS		
	<b>Priority #1</b>	<b>Student Growth</b>
	<b>Priority #2</b>	<b>Honor and Support Staff</b>
X	<b>Priority #3</b>	<b>Community and Stakeholder Relationships</b>
X	<b>Priority #4</b>	<b>Financial Integrity</b>

**RECOMMENDATION:**

Administration recommends the Coleman Jr High LED lighting project be approved as presented.

# Waxahachie Independent School District

## Quote Comparison Form

In accordance with Board policy CH (LOCAL), all purchases over \$5,000 are required to record at least three quotes received before a purchase order is issued. The use of this form is recommended, though not required, for all purchases below \$5,000. All quotes for purchases over \$5,000 should be remitted to the business office for recordkeeping. Purchases should be including of all items within a given project (equipment, installation, consulting, etc.).

Name of Person securing quotes: Stephen Mott  
 Department: Support Services  
 Budget Allocated for Purchase: \_\_\_\_\_  
 Item(s) being quoted: Coleman Jr High - convert rest of school to LED lights to match renovated areas

Vendor #1: Company Name: Amber Electrical Contractors, Inc.  
 Representative: Travis Chaffin  
 Vendor Approved via: Local  
 Amount Quoted: \$439,024.66

Vendor #2: Company Name: Concord Commercial Services Inc  
 Representative: Alan Green  
 Vendor Approved via: Local  
 Amount Quoted: \$578,603.18

Vendor #3: Company Name: Facility Solutions Group (FSG)  
 Representative: Dale Vick  
 Vendor Approved via: Local  
 Amount Quoted: No Quote

Based on the quotes received, I believe it is the most advantageous to Waxahachie ISD to use  
 (vendor) Amber Electrical Contractors, Inc. for the procurement of (item) Coleman Jr High - convert rest of school to LED lights to match renovated areas

\_\_\_\_\_  
 Campus Principal / Department Head / Administrator

\_\_\_\_\_  
 Date

\_\_\_\_\_  
 Business Office Approval

\_\_\_\_\_  
 Date



# Estimate

Date	Estimate #
2/27/2026	26-130

Name / Address
Waxahachie ISD 411 N. Gibson Street Waxahachie, TX 75165

Location of Work
Coleman Jr. High 1000 Hwy 77 North Waxahachie, TX 75165

P.O. Number	CCS Estimator	CCS Project	Customer Contact
	RB		Stephen Mott

Description	Total
Scope of Work - LED Lighting: 1. Mobilize lift equipment, material and labor to job site 2. Supply and install lights - flat panels 3. Supply and install emergency lights 4. Supply and install UFO's in the Gym 5. Properly dispose of any trash into dumpster 6. Clean and remove any construction debris as generated by this Contractor  Labor, Materials and Equipment  Maintain Safe Environment. Protect Surrounding & Furnishings Will coordinate with on site personnel to limit and control any business disruption.	578,603.18

Thank you for giving us the opportunity to bid on this job!	<b>Subtotal</b>	\$578,603.18
<b>Acceptance:</b> The above prices, specifications and conditions are satisfactory and hereby accepted. You are authorized to do the work as specified. Payment will be made as outlined above.  <b>Signature:</b> _____ <b>Date:</b> _____	<b>Sales Tax (8.25%)</b>	\$0.00
	<b>Total</b>	\$578,603.18



2251 Century Center Blvd.  
Irving, TX 75062  
972-579-9333 Ext. 120  
972-579-9336 Fax  
Travisc@amberelectrical.com  
TECL #17942

February 27, 2026

Stephen Mott  
Waxahachie ISD  
[smott@wisd.org](mailto:smott@wisd.org)

RE: Waxahachie ISD 6 School Lighting Replacement

Stephen Mott,

We are pleased to offer our proposal on the electrical portion for the above referenced project to furnish and install all labor and material

Our price includes the following.

Lighting Replacement based on counts and emails provided by Waxahachie ISD for the following schools.

Clift

- Normal
  - Classroom 792
  - Gym 25
  - Library 23
  - Library 18
  - Cafeteria 48
  - Music 15
  - Kitchen 43
  - CFLs 77
- Emergency
  - Classroom 45
  - Office 12
  - SPED 4
  - Bathrooms 3
  - Music 2
  - Classroom Hallways 42
  - Kitchen 43

Felty

- Normal
  - Classroom 792
  - Gym 25
  - Library 23
  - Library 18
  - Cafeteria 48
  - Music 15
  - Kitchen 43
  - CFL 67
- Emergency
  - Classroom 45
  - Office 12
  - SPED 4
  - Bathrooms 3
  - Music 2
  - Classroom hallways 42
  - Kitchen 6

Turner

- Normal
  - Classroom 222



2251 Century Center Blvd.  
Irving, TX 75062  
972-579-9333 Ext. 120  
972-579-9336 Fax  
Travisc@amberelectrical.com  
TECL #17942

- Bath Room 1
  - Gym 16
  - Library 23
  - Library 18
  - Cafeteria 45
  - Music 5
  - Kitchen 27
  - CFLs 27
- Occupancy
  - Ceiling 95
  - Power Pack 95

Finley

- Normal
  - Classroom 720
  - Gym 32
  - Kitchen 50
- Emergency
  - Classroom 41
  - Office 2
  - Bathrooms 3
  - Science rooms 4
  - Science prep rooms 2
  - Comp rooms 4
  - Classroom hallways 4
  - Locker rooms 8
  - Kitchen 5
  - Weight room 2
- Occupancy
  - Ceiling 75
  - Power Pack 75

Howard

- Normal
  - Classroom 962
  - Gym main 30
  - Gym 2<sup>nd</sup> 12
  - Library 47
  - Stairwells 4
  - Kitchen 21
  - Vapor proof 4
- Emergency
  - Classroom 67
  - Bathrooms 7
  - Science Rooms 7
  - Science Prep Rooms 2
  - Classroom Hallways 3
  - Main Hallway 10
  - Office 9
  - Library 6
  - Kitchen 5
  - Locker Rooms 6
  - Weight Room 2

Coleman

- Normal
  - Classroom 521
  - Gym main 63
  - Gym foyer 29



2251 Century Center Blvd.  
 Irving, TX 75062  
 972-579-9333 Ext. 120  
 972-579-9336 Fax  
 Travis@amberelectrical.com  
 TECL #17942

- Main hallways 51
- Library 42
- Stairwells 30
- Kitchen 50
- Vapor proof 4
- Emergency
  - Classroom 13
  - Bathrooms 2
  - Science rooms 4
  - Science prep rooms 2
  - Classroom hallways 3
  - Main hallway 10
  - Gym hallway 8
  - Office 9
  - Library 6
  - Kitchen 5
  - Locker rooms 8
  - Weight room 2
- Occupancy
  - Ceiling 56
  - Power Pack 56

Base Bid

● CLIFT	\$148,691.73
● FELTY	\$124,504.97
● TURNER	\$104,588.90
● FINLEY	\$231,472.10
● HOWARD	\$166,053.71
● COLEMAN	\$399,113.33

If contingency counts are needed please carry an adder for each school shown below:

● CLIFT	\$14,869.17
● FELTY	\$12,450.50
● TURNER	\$10,458.89
● FINLEY	\$23,147.21
● HOWARD	\$16,605.37
● COLEMAN	\$39,911.33

Price is based on:

- No energized work. (all equipment / panels to be deenergized prior to being worked on)
- Documents based on emails from Stephen Mott and Mark Klis along with Cut sheets provided at the job walk
- Job duration to be approximately 2 months
- All work being completed during normal working hours
- This quote does not make provisions for any potential US government imposed tariffs.
- During recent weeks, the market price and availability of copper, plastic and steel have experienced large fluctuations. As a result, our vendors have refused to hold prices firm without an order. If there should there be a substantial increase in the cost of commodities or equipment due to these fluctuations at any time prior to receipt of a Contract or LOI, Amber Electric will submit details and revised pricing to cover those increases. We will also closely monitor and advise as early as possible of any potential shipping delays.



2251 Century Center Blvd.  
Irving, TX 75062  
972-579-9333 Ext. 120  
972-579-9336 Fax  
Travisc@amberelectrical.com  
TECL #17942

We have excluded the following from our bid.

- Tax
- Bond(s)
- Liquidated Damages
- Cabling and J-Hooks (install and removal)
- Cable Tray
- BIM
- Fire alarm/Data/Security systems, conduits, and back boxes
- Fire Stop
- Smoke Sleeves
- Repair/Replacement of existing electrical to remain
- Removal of walls or ceilings for electrical installation
- Access Panels
- HVAC, HVAC controls, and HVAC control conduits
- Roof penetrations
- Slab x-ray, scan
- Concrete, cutting, patching, repairing, removal, housekeeping pads, foundations, asphalt work, pole bases or piers etc.
- Short-Circuit Studies, Coordination Studies, Arc Flash Hazard Analysis
- Third Party Testing
- IR Scanning
- Temporary Power
- Utility Company Fees
- Billing Services
- Composite Clean-up Crew
- Parking fees
- Permit fees
- After hours work
- After hours delivery times

If you have any questions, please call.  
Respectfully Submitted,  
Travis Chafin

#### CORE VALUES

**Passionate**- Building a positive experience through outstanding service in every aspect of the business relationship and beyond.

**Integrity**- Upholding the highest moral and ethical standards and promoting trust and respect with our customers and our employees.

**Excellence**- Exceeding expectations every day and taking pride in everything we do.

**Teamwork**- Demonstrating an honest commitment to work with others by creating a collaborative culture where everyone has a voice.

**Waxahachie Independent School District  
BOARD OF TRUSTEES**

**Date:** March 23, 2026                      **Presented By:** Stephen Mott

**Subject:** Howard Jr High full LED light upgrade to the interior of building                      **Related Page(s)** 10

**Consent  
Agenda Item**

**EXECUTIVE SUMMARY:**

The project of changing interior lights to LED fixtures at Howard Jr High at a price not to exceed \$307,000.00 completed by Facility Solution Group (FSG).

BOARD PRIORITY GOALS		
	<b>Priority #1</b>	<b>Student Growth</b>
	<b>Priority #2</b>	<b>Honor and Support Staff</b>
X	<b>Priority #3</b>	<b>Community and Stakeholder Relationships</b>
X	<b>Priority #4</b>	<b>Financial Integrity</b>

**RECOMMENDATION:**

Administration recommends the Howard Jr High LED lighting project be approved as presented.

# Waxahachie Independent School District

## Quote Comparison Form

In accordance with Board policy CH (LOCAL), all purchases over \$5,000 are required to record at least three quotes received before a purchase order is issued. The use of this form is recommended, though not required, for all purchases below \$5,000. All quotes for purchases over \$5,000 should be remitted to the business office for recordkeeping. Purchases should be including of all items within a given project (equipment, installation, consulting, etc.).

Name of Person securing quotes: Stephen Mott  
 Department: Support Services  
 Budget Allocated for Purchase: \_\_\_\_\_  
 Item(s) being quoted: Howard Jr High - convert rest of school to LED lights to match renovated areas

Vendor #1: Company Name: Amber Electrical Contractors, Inc.  
 Representative: Travis Chaffin  
 Vendor Approved via: Local  
 Amount Quoted: \$182,659.08

Vendor #2: Company Name: Concord Commercial Services Inc  
 Representative: Alan Green  
 Vendor Approved via: Local  
 Amount Quoted: \$735,334.80

Vendor #3: Company Name: Facility Solutions Group (FSG)  
 Representative: Dale Vick  
 Vendor Approved via: Local  
 Amount Quoted: \$237,802.70

Based on the quotes received, I believe it is the most advantageous to Waxahachie ISD to use

(vendor) Facility Solutions Group (FSG) for the procurement of (item) Howard Jr High - convert rest of school to LED lights to match renovated areas

\_\_\_\_\_  
 Campus Principal / Department Head / Administrator

\_\_\_\_\_  
 Date

\_\_\_\_\_  
 Business Office Approval

\_\_\_\_\_  
 Date



# Estimate

Date	Estimate #
2/27/2026	26-128

<b>Name / Address</b>
Waxahachie ISD 411 N. Gibson Street Waxahachie, TX 75165

<b>Location of Work</b>
Robbie E Howard Eighth Grade Center 265 Broadhead Rd. Waxahachie, TX 75165

P.O. Number	CCS Estimator	CCS Project	Customer Contact
	RB		Stephen Mott

Description	Total
<b>Scope of Work - LED Lighting:</b> 1. Mobilize lift equipment, material and labor to job site 2. Supply and install lights - flat panels 3. Supply and install emergency lights 4. Supply and install UFO's in the Gym 5. Properly dispose of any trash into dumpster 6. Clean and remove any construction debris as generated by this Contractor  Labor, Materials and Equipment  Maintain Safe Environment. Protect Surrounding & Furnishings Will coordinate with on site personnel to limit and control any business disruption.	735,334.80

Thank you for giving us the opportunity to bid on this job!	<b>Subtotal</b>	\$735,334.80
<b>Acceptance:</b> The above prices, specifications and conditions are satisfactory and hereby accepted. You are authorized to do the work as specified. Payment will be made as outlined above.  <b>Signature:</b> _____ <b>Date:</b> _____	<b>Sales Tax (8.25%)</b>	\$0.00
	<b>Total</b>	\$735,334.80

**CONFIDENTIAL**



**HOWARD JR. HIGH LED LIGHTING UPGRADE  
WAXAHACHIE ISD  
WAXAHACHIE ,TX**

**Prepared For:**  
**STEPHEN MOTT, RTSBA**  
PROJECT MANAGER  
smott@wisd.org

**Submitted By:**  
**DALE VICK**  
Facility Solutions Group  
Dallas - DE30  
DALE.VICK@FSGI.COM  
214-957-7401

**FSG BUYBOARD CONTRACT #690-23**





**Project Overview**

**Total Material Cost and Labor**

Total Material	\$164,817
Total Labor	\$69,834
Taxes	Plus Applicable Taxes
<b>Total Cost of Project</b>	<b>\$234,651</b>
<b>P &amp; P BONDS</b>	<b>\$3,152</b>
	<b>\$0</b>
<b>Net Cost of Project with Estimated Rebate</b>	<b>\$237,803</b>

**Annual Operating Savings**

Lighting Energy Savings	\$22,847
HVAC Energy Savings	\$5,328
Maintenance Savings (Includes Lamp/Ballast Savings)	\$10,541
<b>Total Annual Operating Savings</b>	<b>\$38,716</b>

**Operating Savings Over 10 Years**

Lighting Energy Savings	\$228,467
HVAC Energy Savings	\$53,279
Maintenance Savings (Controls, Lamp/Ballast Savings)	\$105,413
<b>Total Operational Savings Over 10 Years</b>	<b>\$387,159</b>

Simple Payback (Yrs) - <i>Including Estimated Rebates (Excluding Taxes)</i>	6.14
Net Present Value	\$ 76,120
Internal Rate of Return	11%
Return on Investment	16.28%

**Financial Summary**

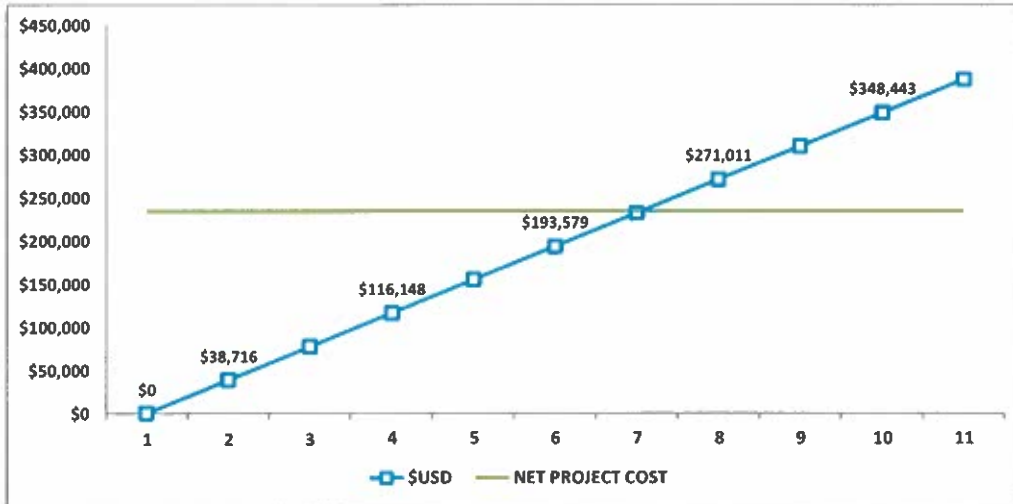
Total Project Costs	Net Project Costs	10 Yr Operating Savings	Simple Payback (yrs)	NPV	IRR
\$234,651	\$237,803	\$387,159	6.14	\$76,120	11%

\*\*Rebate fee of 0% applied to final rebate amount

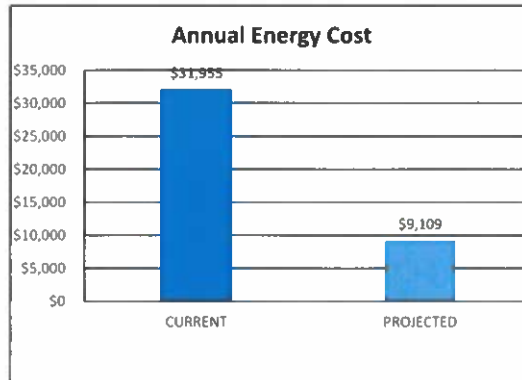
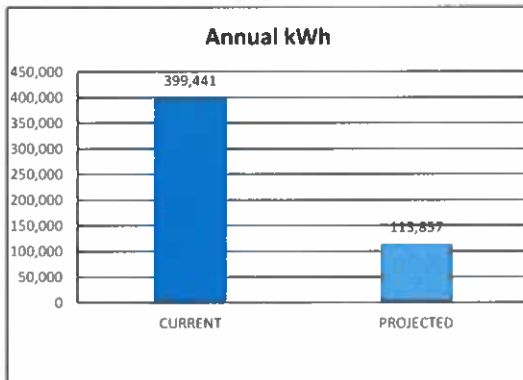


**Cost of Waiting**

Monthly	Yearly	10 Years
\$3,226	\$38,716	\$387,159



**Energy Comparison**



Current Usage	Proposed Usage	Reduction (kWh)
399,441	113,857	285,583

Existing Watts	Proposed Watts	Reduction (Watts)	Reduction
133,022	38,331	94,691	71%

**\*\*\*\*WATTAGE REDUCTION DOES NOT REFLECT CONTROL INTEGRATION\*\*\*\***

HOWARD JR. HIGH LED LIGHTING UPGRADE		STEPHEN MOTT, RTSBA, PROJECT MANAGER, WAXAHACHIE ISD - Scope of Work				2/27/2026				Project Material:							
Interior / Exterior	Floor	Area Description (Square ft. incl.)	Fixture Description	Existing Fixture Qty	Fixture Mounting Height	Asst. Issues	Aspen To Be Taken	Proposed Fixture Qty	Lamp	Lamp Qty	Reflector / Reflector Qty	Reflector / Reflector Qty	Fixture	Fixture Qty	Mounting Hardware	Other Material	City
1	1	COMP CYM	Fluorescent (4' x 8" T-8 lamps) (1) PHS Electronic Ballast, NLD @ 95 x 0.95	30	35	REPLACE EXIST. OTHER FIXTURE	REPLACE 200 WATT VOLT DIF 240V-ACT MOUNTING HARDWARE (LED000-FXT)	18					VOL DIF240-AL-ACT	18			18
2	1	PRACTICE CYM	Fluorescent (4' x 8" T-8 lamps) (1) PHS Electronic Ballast, NLD @ 95 x 0.95	12	26	REPLACE 1 FOR 1	REPLACE 200 WATT VOLT DIF 240V-ACT MOUNTING HARDWARE (LED000-FXT)	12					VOL DIF240-AL-ACT	12			12
3	1	CLASSROOM TROFFERS	Fluorescent (4' x 8" T-8 lamps) Insulated Steel Ballast, NLD @ 95 x 0.95	605	10	CLASSROOM FIXTURES EST. AT 10% OF TOTAL TROFFER COUNT	REPLACE 30 WATT P/F FIXTURE 40,000K-SF-EDIU (LED000-DIT)	605					COLUMBIA NBT24-40,000K-SF-EDIU	605			
4	1	CLASSROOM TROFFERS	Fluorescent (4' x 8" T-8 lamps) Insulated Steel Ballast, NLD @ 95 x 0.95	67	10	EMG BRU	REPLACE 30 WATT P/F FIXTURE 40,000K-SF-EDIU (LED000-DIT)	67					COLUMBIA NBT24-40,000K-SF-EDIU	67			
5	1	ALL OTHER TROFFERS	Fluorescent (4' x 8" T-8 lamps) Insulated Steel Ballast, NLD @ 95 x 0.95	219	10		REPLACE 30 WATT P/F FIXTURE 40,000K-SF-EDIU (LED000-DIT)	219					COLUMBIA NBT24-40,000K-SF-EDIU	219			
6	1	ALL OTHER TROFFERS	Fluorescent (4' x 8" T-8 lamps) Insulated Steel Ballast, NLD @ 95 x 0.95	71	10	EMG BRU	REPLACE 30 WATT P/F FIXTURE 40,000K-SF-EDIU (LED000-DIT)	71					COLUMBIA NBT24-40,000K-SF-EDIU	71			
7	1	LIBRARY	Fluorescent (4' x 8" T-8 lamps) Insulated Steel Ballast, NLD @ 95 x 0.95	41	25		REPLACE 30 WATT P/F FIXTURE 40,000K-SF-EDIU (LED000-DIT)	41					COLUMBIA NBT24-40,000K-SF-EDIU	41			
8	1	LIBRARY	Fluorescent (4' x 8" T-8 lamps) Insulated Steel Ballast, NLD @ 95 x 0.95	6	25	EMG BRU	REPLACE 30 WATT P/F FIXTURE 40,000K-SF-EDIU (LED000-DIT)	6					COLUMBIA NBT24-40,000K-SF-EDIU	6			
9	1	STARWELLS	Fluorescent (4' x 8" T-8 lamps) Insulated Steel Ballast, NLD @ 95 x 0.95	24	10	4 STARWELLS - EMG BRU	REPLACE 30 WATT P/F FIXTURE 40,000K-SF-EDIU (LED000-DIT)	24					COLUMBIA NBT24-40,000K-SF-EDIU	24			
10	1	KITCHEN AREA	Fluorescent (4' x 8" T-8 lamps) Insulated Steel Ballast, NLD @ 95 x 0.95	17	10		REPLACE 30 WATT P/F FIXTURE 40,000K-SF-EDIU (LED000-DIT)	17					COLUMBIA NBT24-40,000K-SF-EDIU	17			
11	1	KITCHEN AREA	Fluorescent (4' x 8" T-8 lamps) Insulated Steel Ballast, NLD @ 95 x 0.95	4	10	EMG BRU	REPLACE 30 WATT P/F FIXTURE 40,000K-SF-EDIU (LED000-DIT)	4					COLUMBIA NBT24-40,000K-SF-EDIU	4			
12	1	SHOWERS	Fluorescent (2' x 8" T-8 lamps) Insulated Steel Ballast, NLD @ 95 x 0.95	4	10		REPLACE 40 WATT P/F FIXTURE 40,000K-SF-EDIU (LED000-DIT)	4					RESTORE KIT VTL (PHILIPS 865-1084P)	4			
13																	

**HOWARD JR. HIGH LED LIGHTING UPGRADE - WAXAHACHIE , TX**

Facility Solutions Group will supply and install all materials, labor, and equipment per the attached detailed scope of work, 2020 NEC requirements, and the electrical specifications provided to us for the following amount:

**\$237,802.70**

**Exclusions:**

- Current or future Local Authority Having Jurisdiction permit, submittal and/or inspection fees.
- Any second or third shift work (NO OVERTIME)
- Bonds, Utility Fees, Consumption Charges
- It is assumed that there is adequate space AND capacity in the existing electrical system to accommodate this new load.
- Cutting, patching or painting of ANY existing surface
- Engineered drawings
- Union Labor
- Cleaning of EXISTING electrical equipment and materials at end of job to be done by others
- EXISTING damage to electrical equipment and/or devices will be repaired at an additional charge
- Any needed scuttle or access holes
- Roof penetrations and access panels
- Existing electrical code violations
- No HOT work is included. ALL line voltage items to be worked on must be de-energized prior.
- Fire Proofing and Fire Stopping
- Tolls or Parking Fees

Delays in project schedule beyond our control, i.e.

- City inspection/submittal/reviews.
- Interference/workflow of other trades.
- Material lead times and/or delivery disruptions.
- Inclement weather.
- Organized labor disputes.

Owner shall be responsible for site, including:

- Site safety hazards.
- Site access, control and security.
- Site storage areas.

\* Customer supplied estimated counts used in this proposal.

**Terms and Conditions:**

This proposal is based on the prices of commodity products (such as PVC conduit, copper wire, steel conduit and other steel components) quoted to us as of the date of this proposal. Due to tariff increases and rapidly rising commodity material prices, most manufacturers are adjusting prices on lighting and electrical products. *While FSG is committed to maintaining competitive pricing, we reserve the right to modify our quote if future tariff-related cost increases significantly impact this project.* The above mentioned price is good for 30 days. Material deliveries are based on manufacturer's estimated quoted delivery dates, and under no circumstances will FSG be responsible for delays outside of our control. Work shall be performed during the hours listed above.

FSG acts as a liaison between the end user and manufacturer for all warranty related claims, but does not itself warrant or assume liability for any products and/or labor required for the installation, maintenance, or repair of materials provided. The manufacturer's stated warranty will take precedent over any other agreements as noted in their disclaimers and limitations, unless special provisions, as listed on our Purchase Order, if applicable, have been arranged with said manufacturer. FSG's standard Workmanship Warranty is valid for one (1) year from the Substantial Completion date. If you have any questions, please do not hesitate to call. We appreciate the opportunity to serve your needs.

Respectfully submitted,  
DALE VICK  
[DALE.VICK@FSGI.COM](mailto:DALE.VICK@FSGI.COM)

Acceptance by:

\_\_\_\_\_  
(Name) 325 \_\_\_\_\_ (Date)



2251 Century Center Blvd.  
Irving, TX 75062  
972-579-9333 Ext. 120  
972-579-9336 Fax  
Travisc@amberelectrical.com  
TECL #17942

February 27, 2026

Stephen Mott  
Waxahachie ISD  
[smott@wisd.org](mailto:smott@wisd.org)

RE: Waxahachie ISD 6 School Lighting Replacement

Stephen Mott,

We are pleased to offer our proposal on the electrical portion for the above referenced project to furnish and install all labor and material

Our price includes the following.

Lighting Replacement based on counts and emails provided by Waxahachie ISD for the following schools.

Clift

- Normal
  - Classroom 792
  - Gym 25
  - Library 23
  - Library 18
  - Cafeteria 48
  - Music 15
  - Kitchen 43
  - CFLs 77
- Emergency
  - Classroom 45
  - Office 12
  - SPED 4
  - Bathrooms 3
  - Music 2
  - Classroom Hallways 42
  - Kitchen 43

Felty

- Normal
  - Classroom 792
  - Gym 25
  - Library 23
  - Library 18
  - Cafeteria 48
  - Music 15
  - Kitchen 43
  - CFL 67
- Emergency
  - Classroom 45
  - Office 12
  - SPED 4
  - Bathrooms 3
  - Music 2
  - Classroom hallways 42
  - Kitchen 6

Turner

- Normal
  - Classroom 222



2251 Century Center Blvd.  
Irving, TX 75062  
972-579-9333 Ext. 120  
972-579-9336 Fax  
Travisc@amberelectrical.com  
TECL #17942

- Bath Room 1
- Gym 16
- Library 23
- Library 18
- Cafeteria 45
- Music 5
- Kitchen 27
- CFLs 27
- Occupancy
  - Ceiling 95
  - Power Pack 95

#### Finley

- Normal
  - Classroom 720
  - Gym 32
  - Kitchen 50
- Emergency
  - Classroom 41
  - Office 2
  - Bathrooms 3
  - Science rooms 4
  - Science prep rooms 2
  - Comp rooms 4
  - Classroom hallways 4
  - Locker rooms 8
  - Kitchen 5
  - Weight room 2
- Occupancy
  - Ceiling 75
  - Power Pack 75

#### Howard

- Normal
  - Classroom 962
  - Gym main 30
  - Gym 2<sup>nd</sup> 12
  - Library 47
  - Stairwells 4
  - Kitchen 21
  - Vapor proof 4
- Emergency
  - Classroom 67
  - Bathrooms 7
  - Science Rooms 7
  - Science Prep Rooms 2
  - Classroom Hallways 3
  - Main Hallway 10
  - Office 9
  - Library 6
  - Kitchen 5
  - Locker Rooms 6
  - Weight Room 2

#### Coleman

- Normal
  - Classroom 521
  - Gym main 63
  - Gym foyer 29



2251 Century Center Blvd.  
 Irving, TX 75062  
 972-579-9333 Ext. 120  
 972-579-9336 Fax  
 Travis@amberelectrical.com  
 TECL #17942

- Main hallways 51
- Library 42
- Stairwells 30
- Kitchen 50
- Vapor proof 4
- Emergency
  - Classroom 13
  - Bathrooms 2
  - Science rooms 4
  - Science prep rooms 2
  - Classroom hallways 3
  - Main hallway 10
  - Gym hallway 8
  - Office 9
  - Library 6
  - Kitchen 5
  - Locker rooms 8
  - Weight room 2
- Occupancy
  - Ceiling 56
  - Power Pack 56

Base Bid

- CLIFT \$148,691.73
- FELTY \$124,504.97
- TURNER \$104,588.90
- FINLEY \$231,472.10
- HOWARD \$166,053.71
- COLEMAN \$399,113.33

If contingency counts are needed please carry an adder for each school shown below

- CLIFT \$14,869.17
- FELTY \$12,450.50
- TURNER \$10,458.89
- FINLEY \$23,147.21
- HOWARD \$16,605.37
- COLEMAN \$39,911.33

Price is based on:

- No energized work, (all equipment / panels to be deenergized prior to being worked on)
- Documents based on emails from Stephen Mott and Mark Klis along with Cut sheets provided at the job walk
- Job duration to be approximately 2 months
- All work being completed during normal working hours
- This quote does not make provisions for any potential US government imposed tariffs.
- During recent weeks, the market price and availability of copper, plastic and steel have experienced large fluctuations. As a result, our vendors have refused to hold prices firm without an order. If there should be a substantial increase in the cost of commodities or equipment due to these fluctuations at any time prior to receipt of a Contract or LOI, Amber Electric will submit details and revised pricing to cover those increases. We will also closely monitor and advise as early as possible of any potential shipping delays.



2251 Century Center Blvd.  
Irving, TX 75062  
972-579-9333 Ext. 120  
972-579-9336 Fax  
Travisc@amberelectrical.com  
TECL #17942

We have excluded the following from our bid.

- Tax
- Bond(s)
- Liquidated Damages
- Cabling and J-Hooks (install and removal)
- Cable Tray
- BIM
- Fire alarm/Data/Security systems, conduits, and back boxes
- Fire Stop
- Smoke Sleeves
- Repair/Replacement of existing electrical to remain
- Removal of walls or ceilings for electrical installation
- Access Panels
- HVAC, HVAC controls, and HVAC control conduits
- Roof penetrations
- Slab x-ray, scan
- Concrete, cutting, patching, repairing, removal, housekeeping pads, foundations, asphalt work, pole bases or piers etc.
- Short-Circuit Studies, Coordination Studies, Arc Flash Hazard Analysis
- Third Party Testing
- IR Scanning
- Temporary Power
- Utility Company Fees
- Billing Services
- Composite Clean-up Crew
- Parking fees
- Permit fees
- After hours work
- After hours delivery times

If you have any questions, please call.  
Respectfully Submitted,  
Travis Chafin

#### CORE VALUES

**Passionate**- Building a positive experience through outstanding service in every aspect of the business relationship and beyond.

**Integrity**- Upholding the highest moral and ethical standards and promoting trust and respect with our customers and our employees.

**Excellence**- Exceeding expectations every day and taking pride in everything we do.

**Teamwork**- Demonstrating an honest commitment to work with others by creating a collaborative culture where everyone has a voice.

**Waxahachie Independent School District  
BOARD OF TRUSTEES**

**Date:** March 23, 2026                      **Presented By:** Stephen Mott

**Subject:** Finley Jr High full LED light upgrade to the interior of building                      **Related Page(s)** 10



**EXECUTIVE SUMMARY:**

The project of changing interior lights to LED fixtures at Finley Jr High at a price not to exceed \$324,000.00 completed by Amber Electric.

		BOARD PRIORITY GOALS
	<b>Priority #1</b>	<b>Student Growth</b>
	<b>Priority #2</b>	<b>Honor and Support Staff</b>
X	<b>Priority #3</b>	<b>Community and Stakeholder Relationships</b>
X	<b>Priority #4</b>	<b>Financial Integrity</b>

**RECOMMENDATION:**

Administration recommends the Finley Jr High LED lighting project be approved as presented.

# Waxahachie Independent School District

## Quote Comparison Form

In accordance with Board policy CH (LOCAL), all purchases over \$5,000 are required to record at least three quotes received before a purchase order is issued. The use of this form is recommended, though not required, for all purchases below \$5,000. All quotes for purchases over \$5,000 should be remitted to the business office for recordkeeping. Purchases should be including of all items within a given project (equipment, installation, consulting, etc.).

Name of Person securing quotes: Stephen Mott  
 Department: Support Services  
 Budget Allocated for Purchase: \_\_\_\_\_  
 Item(s) being quoted: Finley Jr High - convert rest of school to LED lights to match renovated areas

Vendor #1: Company Name: Amber Electrical Contractors, Inc.  
 Representative: Travis Chaffin  
 Vendor Approved via: Local  
 Amount Quoted: \$254,619.31

Vendor #2: Company Name: Concord Commercial Services Inc  
 Representative: Alan Green  
 Vendor Approved via: Local  
 Amount Quoted: \$593,734.80

Vendor #3: Company Name: Facility Solutions Group (FSG)  
 Representative: Dale Vick  
 Vendor Approved via: Local  
 Amount Quoted: \$205,860.32

Based on the quotes received, I believe it is the most advantageous to Waxahachie ISD to use  
 (vendor) Amber Electrical Contractors, Inc. for the procurement of (item) Finley Jr High - convert rest of school to LED lights to match renovated areas

\_\_\_\_\_  
 Campus Principal / Department Head / Administrator

\_\_\_\_\_  
 Date

\_\_\_\_\_  
 Business Office Approval

\_\_\_\_\_  
 Date



11400 Long Street, Balch Springs, TX 75180-3232  
 Phone: 972-557-8789 Fax: 972-557-7209  
 Website: www.concordcommercialservices.com



# Estimate

Date	Estimate #
2/27/2026	26-129

Name / Address
Waxahachie ISD 411 N. Gibson Street Waxahachie, TX 75165

Location of Work
Eddie Finley Junior High School 2401 Brown St. Waxahachie, TX 75165

P.O. Number	CCS Estimator	CCS Project	Customer Contact
	RB		Stephen Mott

Description	Total
<p>Scope of Work - LED Lighting:</p> <ol style="list-style-type: none"> <li>1. Mobilize lift equipment, material and labor to job site</li> <li>2. Supply and install lights - flat panels</li> <li>3. Supply and install emergency lights</li> <li>4. Supply and install UFO's in the Gym</li> <li>5. Properly dispose of any trash into dumpster</li> <li>6. Clean and remove any construction debris as generated by this Contractor</li> </ol> <p>Labor, Materials and Equipment</p> <p>Maintain Safe Environment. Protect Surrounding &amp; Furnishings            Will coordinate with on site personnel to limit and control any business disruption.</p>	593,734.80

Thank you for giving us the opportunity to bid on this job!	<b>Subtotal</b>	\$593,734.80
Acceptance: The above prices, specifications and conditions are satisfactory and hereby accepted. You are authorized to do the work as specified. Payment will be made as outlined above.	<b>Sales Tax (8.25%)</b>	\$0.00
	<b>Total</b>	\$593,734.80

Signature: \_\_\_\_\_ Date: \_\_\_\_\_

CONFIDENTIAL



**FINLEY JR. HIGH LED LIGHTING UPGRADE  
WAXAHACHIE ISD  
WAXAHACHIE ,TX**

**Prepared For:**  
STEPHEN MOTT, RTSBA  
PROJECT MANAGER  
smott@wisd.org

**Submitted By:**  
DALE VICK  
Facility Solutions Group  
Dallas - DE30  
DALE.VICK@FSGI.COM  
214-957-7401

**FSG BUYBOARD CONTRACT #690-23**





**Project Overview**

**Total Material Cost and Labor**

<b>Total Material</b>	<b>\$134,042</b>
<b>Total Labor</b>	<b>\$69,021</b>
<b>Taxes</b>	<b>Plus Applicable Taxes</b>
<b>Total Cost of Project</b>	<b>\$203,062</b>
<b>P &amp; P BONDS</b>	<b>\$2,798</b>
	<b>\$0</b>
<b>Net Cost of Project with Estimated Rebate</b>	<b>\$205,860</b>

**Annual Operating Savings**

<b>Lighting Energy Savings</b>	<b>\$14,856</b>
<b>HVAC Energy Savings</b>	<b>\$3,466</b>
<b>Maintenance Savings (Includes Lamp/Ballast Savings)</b>	<b>\$7,826</b>
<b>Total Annual Operating Savings</b>	<b>\$26,148</b>

**Operating Savings Over 10 Years**

<b>Lighting Energy Savings</b>	<b>\$148,561</b>
<b>HVAC Energy Savings</b>	<b>\$34,664</b>
<b>Maintenance Savings (Controls, Lamp/Ballast Savings)</b>	<b>\$78,256</b>
<b>Total Operational Savings Over 10 Years</b>	<b>\$261,481</b>

<b>Simple Payback (Yrs) - Including Estimated Rebates (Excluding Taxes)</b>	<b>7.87</b>
<b>Net Present Value</b>	<b>\$ 7,865</b>
<b>Internal Rate of Return</b>	<b>6%</b>
<b>Return on Investment</b>	<b>12.70%</b>

**Financial Summary**

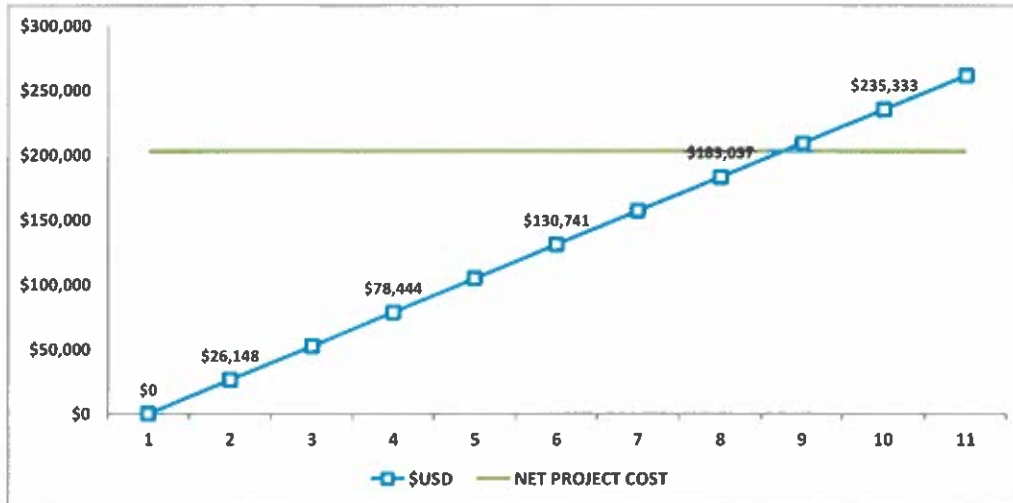
<b>Total Project Costs</b>	<b>Net Project Costs</b>	<b>10 Yr Operating Savings</b>	<b>Simple Payback (yrs)</b>	<b>NPV</b>	<b>IRR</b>
<b>\$203,062</b>	<b>\$205,860</b>	<b>\$261,481</b>	<b>7.87</b>	<b>\$7,865</b>	<b>6%</b>

\*\*Rebate fee of 0% applied to final rebate amount

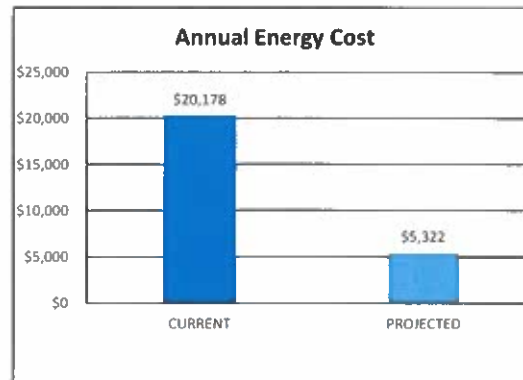
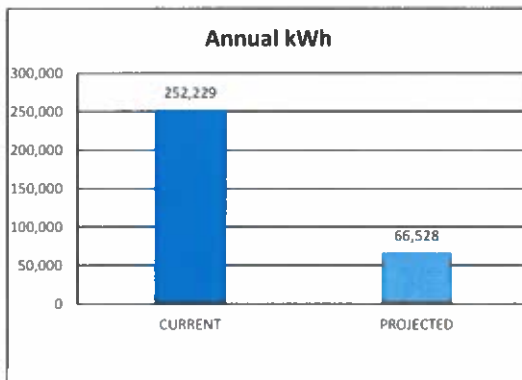


**Cost of Waiting**

Monthly	Yearly	10 Years
\$2,179	\$26,148	\$261,481



**Energy Comparison**



Current Usage	Proposed Usage	Reduction (kWh)
252,229	66,528	185,701

Existing Watts	Proposed Watts	Reduction (Watts)	Reduction
87,296	29,252	58,044	66%

\*\*\*\*WATTAGE REDUCTION DOES NOT REFLECT CONTROL INTEGRATION\*\*\*\*

FINLEY JR. HIGH LED LIGHTING UPGRADE		STEPHEN MOTT, RTSBA, PROJECT MANAGER, WAXAHACHIE ISD - Scope of Work					Project Material:										
#	Room / Elevator	Floor	Area Description (Room #, etc.)	Existing Fixture Qty	Fixture Mounting Height	2/27/2026 Audit Notes	Action To Be Taken	Proposed Material Qty	Lamp Qty	Rebates / Fabric Qty	Rebates / Qty	Fixture	Fixture Qty	Serial	Serial Qty	Other Material	Qty
1			1000 Area (1) 1200 Area magnetic ballast	32	35	REPLACE 1000S OF 4-1-2026	REPLACE ACT MOUNTING HARDWARE (LED000- FIXT)	32				WOL DBP7200-ALC1	32			WOL DBP7200-ALC1	32
2			Fluorescent (5' 4" x 7' 4" lamps Instant Start Ballast, I.N.O (1 1/2" x 8" x 0.95)	463	8	CLASSROOM FIXTURES EST. BY ORIGINAL INTEGRATOR	REPLACE FIXTURE (RFT)	463				COLUMBIA NS174-4L000- SF-EDU	463	NSI COB-L	463	NSI TRP-24 POWER PACKS	463
3			Fluorescent (5' 4" x 7' 4" lamps Instant Start Ballast, I.N.O (1 1/2" x 8" x 0.95)	41	8	EMG BRU	REPLACE FIXTURE (RFT)	41				COLUMBIA NS174-4L000- SF-EDU	41				
4			Fluorescent (5' 4" x 7' 4" lamps Instant Start Ballast, I.N.O (1 1/2" x 8" x 0.95)	154	8		REPLACE FIXTURE (RFT)	154				COLUMBIA NS174-4L000- SF-EDU	154	NSI COB-L	154	NSI TRP-24 POWER PACKS	154
5			Fluorescent (5' 4" x 7' 4" lamps Instant Start Ballast, I.N.O (1 1/2" x 8" x 0.95)	62	8	EMG BRU	REPLACE FIXTURE (RFT)	62				COLUMBIA NS174-4L000- SF-EDU	62				
6																	



**FINLEY JR. HIGH LED LIGHTING UPGRADE - WAXAHACHIE , TX**

Facility Solutions Group will supply and install all materials, labor, and equipment per the attached detailed scope of work, 2020 NEC requirements, and the electrical specifications provided to us for the following amount:

**\$205,860.32**

**Exclusions:**

- Current or future Local Authority Having Jurisdiction permit, submittal and/or inspection fees.
- Any second or third shift work (NO OVERTIME)
- Bonds, Utility Fees, Consumption Charges
- It is assumed that there is adequate space AND capacity in the existing electrical system to accommodate this new load.
- Cutting, patching or painting of ANY existing surface
- Engineered drawings
- Union Labor
- Cleaning of EXISTING electrical equipment and materials at end of job to be done by others
- EXISTING damage to electrical equipment and/or devices will be repaired at an additional charge
- Any needed scuttle or access holes
- Roof penetrations and access panels
- Existing electrical code violations
- No HOT work is included. ALL line voltage items to be worked on must be de-energized prior.
- Fire Proofing and Fire Stopping
- Tolls or Parking Fees

Delays in project schedule beyond our control, i.e.

- City inspection/submittal/reviews.
- Interference/workflow of other trades.
- Material lead times and/or delivery disruptions.
- Inclement weather.
- Organized labor disputes.

Owner shall be responsible for site, including:

- Site safety hazards.
- Site access, control and security.
- Site storage areas.

**\* Customer supplied estimated counts used in this proposal.**

**Terms and Conditions:**

This proposal is based on the prices of commodity products (such as PVC conduit, copper wire, steel conduit and other steel components) quoted to us as of the date of this proposal. Due to tariff increases and rapidly rising commodity material prices, most manufacturers are adjusting prices on lighting and electrical products. *While FSG is committed to maintaining competitive pricing, we reserve the right to modify our quote if future tariff-related cost increases significantly impact this project.* The above mentioned price is good for 30 days. Material deliveries are based on manufacturer's estimated quoted delivery dates, and under no circumstances will FSG be responsible for delays outside of our control. Work shall be performed during the hours listed above.

FSG acts as a liaison between the end user and manufacturer for all warranty related claims, but does not itself warrant or assume liability for any products and/or labor required for the installation, maintenance, or repair of materials provided. The manufacturer's stated warranty will take precedent over any other agreements as noted in their disclaimers and limitations, unless special provisions, as listed on our Purchase Order, if applicable, have been arranged with said manufacturer. FSG's standard Workmanship Warranty is valid for one (1) year from the Substantial Completion date. If you have any questions, please do not hesitate to call. We appreciate the opportunity to serve your needs.

Respectfully submitted,  
DALE VICK  
[DALE.VICK@FSGI.COM](mailto:DALE.VICK@FSGI.COM)

Acceptance by:

\_\_\_\_\_  
(Name)

337

\_\_\_\_\_  
(Date)



2251 Century Center Blvd.  
Irving, TX 75062  
972-579-9333 Ext. 120  
972-579-9336 Fax  
Travisc@amberelectrical.com  
TECL #17942

February 27, 2026

Stephen Mott  
Waxahachie ISD  
[smott@wisd.org](mailto:smott@wisd.org)

RE: Waxahachie ISD 6 School Lighting Replacement

Stephen Mott,

We are pleased to offer our proposal on the electrical portion for the above referenced project to furnish and install all labor and material

Our price includes the following.

Lighting Replacement based on counts and emails provided by Waxahachie ISD for the following schools.

Clift

- Normal
  - Classroom 792
  - Gym 25
  - Library 23
  - Library 18
  - Cafeteria 48
  - Music 15
  - Kitchen 43
  - CFLs 77
- Emergency
  - Classroom 45
  - Office 12
  - SPED 4
  - Bathrooms 3
  - Music 2
  - Classroom Hallways 42
  - Kitchen 43

Fetty

- Normal
  - Classroom 792
  - Gym 25
  - Library 23
  - Library 18
  - Cafeteria 48
  - Music 15
  - Kitchen 43
  - CFL 67
- Emergency
  - Classroom 45
  - Office 12
  - SPED 4
  - Bathrooms 3
  - Music 2
  - Classroom hallways 42
  - Kitchen 6

Turner

- Normal
  - Classroom 222



2251 Century Center Blvd.  
Irving, TX 75062  
972-579-9333 Ext. 120  
972-579-9336 Fax  
Travise@amberelectrical.com  
TECL #17942

- Bath Room 1
- Gym 16
- Library 23
- Library 18
- Cafeteria 45
- Music 5
- Kitchen 27
- CFLs 27
- Occupancy
  - Ceiling 95
  - Power Pack 95

**Finley**

- Normal
  - Classroom 720
  - Gym 32
  - Kitchen 50
- Emergency
  - Classroom 41
  - Office 2
  - Bathrooms 3
  - Science rooms 4
  - Science prep rooms 2
  - Comp rooms 4
  - Classroom hallways 4
  - Locker rooms 8
  - Kitchen 5
  - Weight room 2
- Occupancy
  - Ceiling 75
  - Power Pack 75

**Howard**

- Normal
  - Classroom 962
  - Gym main 30
  - Gym 2<sup>nd</sup> 12
  - Library 47
  - Stairwells 4
  - Kitchen 21
  - Vapor proof 4
- Emergency
  - Classroom 67
  - Bathrooms 7
  - Science Rooms 7
  - Science Prep Rooms 2
  - Classroom Hallways 3
  - Main Hallway 10
  - Office 9
  - Library 6
  - Kitchen 5
  - Locker Rooms 6
  - Weight Room 2

**Coleman**

- Normal
  - Classroom 521
  - Gym main 63
  - Gym foyer 29



2251 Century Center Blvd.  
 Irving, TX 75062  
 972-579-9333 Ext. 120  
 972-579-9336 Fax  
 Travis@amberelectrical.com  
 TECL #17942

- Main hallways 51
- Library 42
- Stairwells 30
- Kitchen 50
- Vapor proof 4
- Emergency
  - Classroom 13
  - Bathrooms 2
  - Science rooms 4
  - Science prep rooms 2
  - Classroom hallways 3
  - Main hallway 10
  - Gym hallway 8
  - Office 9
  - Library 6
  - Kitchen 5
  - Locker rooms 8
  - Weight room 2
- Occupancy
  - Ceiling 56
  - Power Pack 56

Base Bid

- CLIFT \$148,691.73
- FELTY \$124,504.97
- TURNER \$104,588.90
- FINLEY \$231,472.10
- HOWARD \$166,053.71
- COLEMAN \$399,113.33

If contingency counts are needed please carry an adder for each school shown below

- CLIFT \$14,869.17
- FELTY \$12,450.50
- TURNER \$10,458.89
- FINLEY \$23,147.21
- HOWARD \$16,605.37
- COLEMAN \$39,911.33

Price is based on:

- No energized work, (all equipment / panels to be deenergized prior to being worked on)
- Documents based on emails from Stephen Mott and Mark Klis along with Cut sheets provided at the job walk
- Job duration to be approximately 2 months
- All work being completed during normal working hours
- This quote does not make provisions for any potential US government imposed tariffs.
- During recent weeks, the market price and availability of copper, plastic and steel have experienced large fluctuations. As a result, our vendors have refused to hold prices firm without an order. If there should be a substantial increase in the cost of commodities or equipment due to these fluctuations at any time prior to receipt of a Contract or LOI, Amber Electric will submit details and revised pricing to cover those increases. We will also closely monitor and advise as early as possible of any potential shipping delays.



2251 Century Center Blvd.  
Irving, TX 75062  
972-579-9333 Ext. 120  
972-579-9336 Fax  
Travisc@amberelectrical.com  
TECL #17942

We have excluded the following from our bid.

- Tax
- Bond(s)
- Liquidated Damages
- Cabling and J-Hooks (install and removal)
- Cable Tray
- BIM
- Fire alarm/Data/Security systems, conduits, and back boxes
- Fire Stop
- Smoke Sleeves
- Repair/Replacement of existing electrical to remain
- Removal of walls or ceilings for electrical installation
- Access Panels
- HVAC, HVAC controls, and HVAC control conduits
- Roof penetrations
- Slab x-ray, scan
- Concrete, cutting, patching, repairing, removal, housekeeping pads, foundations, asphalt work, pole bases or piers etc.
- Short-Circuit Studies, Coordination Studies, Arc Flash Hazard Analysis
- Third Party Testing
- IR Scanning
- Temporary Power
- Utility Company Fees
- Billing Services
- Composite Clean-up Crew
- Parking fees
- Permit fees
- After hours work
- After hours delivery times

If you have any questions, please call.  
Respectfully Submitted,  
Travis Chafin

#### CORE VALUES

**Passionate**- Building a positive experience through outstanding service in every aspect of the business relationship and beyond.

**Integrity**- Upholding the highest moral and ethical standards and promoting trust and respect with our customers and our employees.

**Excellence**- Exceeding expectations every day and taking pride in everything we do.

**Teamwork**- Demonstrating an honest commitment to work with others by creating a collaborative culture where everyone has a voice.

**Waxahachie Independent School District  
BOARD OF TRUSTEES**

**Date:** March 23, 2026 **Presented By:** Ryan Kahlden

**Subject:** Cafeteria Sound System Replacements **Related Page(s)** 2



**EXECUTIVE SUMMARY:**

The administration is seeking approval to replace the current cafeteria sound systems at Dunaway Elementary and Northside Elementary. These systems are outdated and their unreliable operation leads to potential safety concerns on campus in the event of an actual emergency.

The recommendation is to approve the quotes for cafeteria sound system replacement from Delcom Group at a combined cost of \$135,449.41. This cost will be paid by funds from Proposition C of the 2023 bond.

**ATTACHMENT:**

Quote comparison form for each campus

		BOARD PRIORITY GOALS
	Priority #1	Student Growth
	Priority #2	Honor and Support Staff
	Priority #3	Community and Stakeholder Relationships
X	Priority #4	Financial Integrity

**RECOMMENDATION:**

Approve purchase of cafeteria sound system replacements for Dunaway Elementary and Northside Elementary from Delcom Group at a cost not to exceed \$140,000.

# Waxahachie Independent School District

## Quote Comparison Form

In accordance with Board policy CH (LOCAL), all purchases over \$5,000 are required to record at least three quotes received before a purchase order is issued. The use of this form is recommended, though not required, for all purchases below \$5,000. All quotes for purchases over \$5,000 should be remitted to the business office for recordkeeping. Purchases should be including of all items within a given project (equipment, installation, consulting, etc.).

Name of Person securing quotes: Stephen Mott  
 Department: Support Services  
 Budget Allocated for Purchase: \_\_\_\_\_  
 Item(s) being quoted: Northside cafeteria sound system upgrade

Vendor #1: Company Name: Delcom Group  
 Representative: Carlos Figuera  
 Vendor Approved via: Buy Board  
 Amount Quoted: \$67,017.48

Vendor #2: Company Name: NCS  
 Representative: Michael Gray  
 Vendor Approved via: Buy Board  
 Amount Quoted: No Quote

Vendor #3: Company Name: Communcation Concepts  
 Representative: Chris Wilson  
 Vendor Approved via: Buy Board  
 Amount Quoted: No Quote

Based on the quotes received, I believe it is the most advantageous to Waxahachie ISD to use

Delcom Group Northside cafeteria sound system upgrade  
 (vendor) \_\_\_\_\_ for the procurement of (item) \_\_\_\_\_

  
 Campus Principal / Department Head / Administrator

2/12/2026  
 Date

  
 Business Office Approval

\_\_\_\_\_  
 Date

# Waxahachie Independent School District

## Quote Comparison Form

In accordance with Board policy CH (LOCAL), all purchases over \$5,000 are required to record at least three quotes received before a purchase order is issued. The use of this form is recommended, though not required, for all purchases below \$5,000. All quotes for purchases over \$5,000 should be remitted to the business office for recordkeeping. Purchases should be including of all items within a given project (equipment, installation, consulting, etc.).

Name of Person securing quotes: Stephen Mott  
Department: Support Services  
Budget Allocated for Purchase: \_\_\_\_\_  
Item(s) being quoted: Clift cafeteria sound system upgrade

Vendor #1: Company Name: Delcom Group  
Representative: Carlos Figuera  
Vendor Approved via: Buy Board  
Amount Quoted: \$68,431.93

Vendor #2: Company Name: NCS  
Representative: Michael Gray  
Vendor Approved via: Buy Board  
Amount Quoted: No Quote

Vendor #3: Company Name: Communication Concepts  
Representative: Chris Wilson  
Vendor Approved via: Buy Board  
Amount Quoted: No Quote

Based on the quotes received, I believe it is the most advantageous to Waxahachie ISD to use

Delcom Group Clift cafeteria sound system upgrade  
(vendor) \_\_\_\_\_ for the procurement of (item) \_\_\_\_\_

  
Campus Principal / Department Head / Administrator

2/12/2026  
Date

  
Business Office Approval

\_\_\_\_\_  
Date

**Waxahachie Independent School District  
BOARD OF TRUSTEES**

**Date:** March 23, 2026      **Presented By:** Stephanie Heimbuch

**Subject:** Bluebonnet Learning Math K-5      **Related Page(s)**  
Consumable Materials & Online Access      3

**Consent  
Agenda Item**

**EXECUTIVE SUMMARY:**

Renew the Bluebonnet Learning Math instructional materials online access and purchase student consumables and additional Teacher Editions for the 2026-2027 school year at a cost not to exceed \$204,926.40. Purchase of these materials will come primarily from the Open Education Resource (OER) allotment that is provided by the state of Texas at \$20 per student specifically for state-developed instructional materials.

		BOARD PRIORITY GOALS
X	<b>Priority #1</b>	<b>Student Growth</b>
	<b>Priority #2</b>	<b>Honor and Support Staff</b>
	<b>Priority #3</b>	<b>Community and Stakeholder Relationships</b>
	<b>Priority #4</b>	<b>Financial Integrity</b>

**Recommendation:**

Approve the purchase of Bluebonnet Learning Math consumables, Teacher Editions, and online platform access for the 2026-2027 school year not to exceed \$204,926.40.



every child  
is capable of  
greatness

**Great Minds Quote**

Date February 28, 2026  
 Expiration Date June 30, 2026  
 Prepared By Chad Culpepper  
 Email chad.culpepper@greatminds.org

Quote Number 00518305

Contact Name Michael Rawls  
 Phone (972) 923-4631  
 Email mrawls@wisd.org

Bill to Name Waxahachie Independent School  
 District  
 Bill To 411 N Gibson St  
 Waxahachie, TX 75165

Ship to Name Waxahachie Independent School  
 District  
 Ship To 411 North Gibson St  
 Waxahachie, TX 75165

End User Waxahachie Independent School  
 District

**Make Payment to:**  
 Great Minds PBC Tax ID: 84-3785772

**Phone:** 202.223.1854  
**Email:** ordertracking@greatminds.org

**Mail payment to:**  
 Great Minds PBC  
 P.O. Box 200283  
 Pittsburgh, PA 15251-0283

**Wire/ACH** details are available by visiting this link: <https://digitalsupport.greatminds.org/s/ach-instructions>

Eureka Math - Digital	ISBN	Quantity	List Price	Discounts	Total Price
Grade Multiple					
Bluebonnet Learning (GM) K-5 Math Digital License (Teacher): Service End Date (6/30 of School Year 2026 - 2027 unless noted otherwise)	9798894171456	285.00	\$70.00	100.00%	\$0.00

Eureka Math - Kit	ISBN	Quantity	List Price	Discounts	Total Price
Grade K					
Bluebonnet Learning (GM) K-5 Math, Grade K Student Program Bundle	9798894171487	950.00 <sup>346</sup>	\$26.00	0.00%	\$24,700.00

<b>Eureka Math - Kit</b>	<b>ISBN</b>	<b>Quantity</b>	<b>List Price</b>	<b>Discounts</b>	<b>Total Price</b>
Bluebonnet Learning (GM) K-5 Math, Grade K Teacher Program Bundle	9798894171494	4.00	\$110.00	0.00%	\$440.00
Bluebonnet Learning (GM) K-5 Math, Spanish, Grade K Student Program Bundle	9798899975189	110.00	\$26.00	0.00%	\$2,860.00
Bluebonnet Learning (GM) K-5 Math, Spanish, Grade K Teacher Program Bundle	9798899975196	3.00	\$110.00	0.00%	\$330.00
<b>Grade 1</b>					
Bluebonnet Learning (GM) K-5 Math, Grade 1 Student Program Bundle	9798894171531	950.00	\$27.00	0.00%	\$25,650.00
Bluebonnet Learning (GM) K-5 Math, Grade 1 Teacher Program Bundle	9798894171548	4.00	\$110.00	0.00%	\$440.00
Bluebonnet Learning (GM) K-5 Math, Spanish, Grade 1 Student Program Bundle	9798899975233	110.00	\$27.00	0.00%	\$2,970.00
Bluebonnet Learning (GM) K-5 Math, Spanish, Grade 1 Teacher Program Bundle	9798899975240	2.00	\$110.00	0.00%	\$220.00
<b>Grade 2</b>					
Bluebonnet Learning (GM) K-5 Math, Grade 2 Student Program Bundle	9798894171586	1000.00	\$32.00	0.00%	\$32,000.00
<b>Grade 3</b>					
Bluebonnet Learning (GM) K-5 Math, Grade 3 Student Program Bundle	9798894171630	1000.00	\$30.00	0.00%	\$30,000.00
Bluebonnet Learning (GM) K-5 Math, Grade 3 Teacher Program Bundle	9798894171647	4.00	\$110.00	0.00%	\$440.00
<b>Grade 4</b>					
Bluebonnet Learning (GM) K-5 Math, Grade 4 Student Program Bundle	9798894171685	1100.00	\$29.00	0.00%	\$31,900.00
Bluebonnet Learning (GM) K-5 Math, Grade 4 Teacher Program Bundle	9798894171692	2.00	\$110.00	0.00%	\$220.00
<b>Grade 5</b>					
Bluebonnet Learning (GM) K-5 Math, Grade 5 Student Program Bundle	9798894171739	1100.00	\$28.00	0.00%	\$30,800.00

Kit	\$182,970.00
Digital	\$19,950.00
Solution Subtotal	\$202,920.00
Discount	(\$19,950.00)
Shipping and Handling	\$21,956.40
<b>*Pre-Tax Solution Total</b>	<b>\$204,926.40</b>
Estimated Sales Tax	\$0.00
Estimated S&H Tax	\$0.00
<b>Total Solution:</b>	<b>\$204,926.40</b>

This Quote is governed by the Terms and Conditions at <https://greatminds.org/customer-quote-terms> which are hereby incorporated by reference as if fully set forth herein.

*\*The estimated tax amounts provided in this quote are based on the state and local tax rates applicable at the time of quotation. These rates are subject to change by relevant tax authorities. The final tax amount on the invoice will reflect the applicable rates at the time of invoicing. If Customer is tax-exempt, valid exemption documentation must be provided prior to invoicing in order for the exemption to be applied.*

**Waxahachie Independent School District  
BOARD OF TRUSTEES**

**Date:** March 23, 2026      **Presented By:** Ryan Kahlden

**Subject:** Competitive Bid Report for Athletic Practice Field      **Related Page(s)** 1

**Consent  
Agenda Item**

**EXECUTIVE SUMMARY:**

Competitive Bid Report for Athletic Practice Field requiring Board approval.

**ATTACHMENTS:**

Competitive Bid Report to be handed out at meeting.

		BOARD PRIORITY GOALS
	Priority #1	Student Growth
	Priority #2	Honor and Support Staff
	Priority #3	Community and Stakeholder Relationships
X	Priority #4	Financial Integrity

**RECOMMENDATION:**

Administration recommends that competitive bid report be approved as presented.



---

**March 9th 2026**

**Brian Rogers**

Athletic Director - Waxahachie Independent School District

Dear Brian Rogers,

On behalf of DTurfMeister, we would like to submit an update on our bid for the Athletic Practice Field Improvements at Lumpkins Stadium for Waxahachie Independent School District per your request.

DTurfMeister appreciates the opportunity to participate in this solicitation and to be considered for a project that will have a meaningful impact on the District's athletic facilities. Our team brings extensive experience in athletic field construction and renovation, with a strong focus on quality, durability, and long-term performance, while remaining on schedule and within scope. Every project we undertake is guided by our commitment to precision, performance, and playability, with the goal of delivering a facility that reflects the pride and tradition of Waxahachie ISD and serves its athletes and community for years to come.

Although DTurfMeister was founded in 2023, our leadership brings over a decade of hands-on experience in athletic field construction, design, and maintenance. This background allows us to approach each project with both technical expertise and a practical understanding of what it takes to build and maintain high-performing sports surfaces.

We would welcome the opportunity to discuss our proposal further or provide any additional information you may need. Thank you for your time and consideration. We look forward to the opportunity to work with Waxahachie Independent School District on this important project.

Sincerely,

**Donnie Meister**

Owner, DTurfMeister



---

**General Information:**

DTurfMeister, LLC.  
201 Coventry Street  
Bullard, TX 75757  
Donnie Meister, Owner  
(903) 288-0462

DTurfMeister was founded in 2023 with a focus on delivering high-quality athletic field construction, renovation, and turf management services. While the company is newly established, it is led by Donnie Meister, who brings over ten years of experience as a golf course superintendent, including the design, construction, and long-term maintenance of golf courses. This along with over a decade of experience in athletic field construction and maintenance provides a strong foundation in precision grading, irrigation systems, drainage, and turf management. This depth of experience allows DTurfMeister to deliver durable, safe, and professionally maintained playing surfaces tailored to the long-term needs of municipal and recreational facilities.

**Proposal Contacts:**

Donnie Meister  
(903) 288-0462  
Donnie@DTurfMeister.com

Griffin Meister  
(601) 357-0895  
Griffin@DTurfMeister.com



---

**Project References:**

**Project:**

Chico ISD Natural Turf Replacement

**Location:**

High School Football Field

Chico, TX

**Year of Completion:**

2025

**Scope of Work:**

Remove existing grass from the Football Field.

Re-center field and laser grade.

Install new irrigation system and perimeter drain.

Furnish and Install TifTuf® sod, topdress and provide grow-in care.

**Contact:**

Randy Brawner - Superintendent

(682) 429-8089

rbrawner@chicoisdtx.net

---

**Project:**

Football Field Renovation

**Location:**

Waxahachie Sports Complex

Waxahachie, TX

**Year of Completion:**

2025

**Scope of Work:**

Completed grass removal, laser grading and replacing sprinklers.

Furnish and Install Latitude 36 by means of sod to sprigs and provide grow-in care.

**Contact:**

James Villarreal - Recreation Superintendent

(972) 523-8706

jvillarreal@waxahachie.com

---



---

**Project:**

Adult Softball Field Renovation

**Location:**

Lee Penn Park  
Waxahachie, TX

**Year of Completion:**

2025

**Scope of Work:**

Completed grass removal, laser grading and replacing sprinklers.  
Furnish and Install Latitude 36 by means of sod to sprigs and provide grow-in care.

**Contact:**

Kyle Cooper - Senior Director- Waxahachie Parks and Recreation  
(972) 268-4549  
kyle.cooper@waxahachie.com

---

**Project:**

Adult Softball Outfields (2)

**Location:**

Waxahachie Sports Complex  
Waxahachie, TX

**Year of Completion:**

2024

**Scope of Work:**

Completed grass removal, laser grading and replacing sprinklers.  
Furnish and Install Tahoma 31 by means of sod to sprigs and provide grow-in care.

**Contact:**

James Villarreal - Recreation Superintendent  
(972) 523-8706  
jvillarreal@waxahachie.com

---



---

**Project:**

Baseball and Softball Infield Renovation

**Location:**

Harleton ISD  
Harleton, TX

**Year of Completion:**

2024

**Scope of Work:**

Completed Baseball and Softball Infield Renovations including grass removal, furnish and installing topsoil, laser grade and Install Irrigation System.  
Furnish and Install Infield Mix and Over-Seeded Tifway 419 sod.  
Install Turf Mound and Home Plate Circle on Baseball and Outfield Drainage on Softball Field.

**Contact:**

Jay Ratcliff - Superintendent  
(936) 615-3556  
ratcliffjay@harletonisd.net

---

**Project:**

Nelson University

**Location:**

Soccer Field  
Waxahachie, TX

**Year of Completion:**

2022

**Scope of Work:**

Constructed New Grass Soccer Field, Irrigation Installation

**Contact:**

Jesse Godding - Athletic Director  
(972) 898-4023  
jgodding@nelson.edu

---



---

**Athletic Practice Field Improvements at Lumpkins Stadium Scope of Work**  
**Based on 74,000 sf**

- Provide Payment and Performance Bond in accordance with project requirements.
- Survey site and create a grading plan for the field area to be oriented east to west.
- Provide Portable Restroom Facility.
- Furnish and utilize erosion straw logs around the existing drains if needed.
- Inspect and protect the existing irrigation system.
- Communicate any concerns or issues with Waxahachie ISD. Provide change order if necessary to make needed repairs.
- Provide Herbicide Treatment prior to removal of existing turf grass and other vegetation.
- Till under existing turf grass and other vegetation within the project area.
- Furnish and Install 1550 tons of sandy loam topsoil.
- Laser grade finished surface to a planarity tolerance of less than ¼ inch in 10 feet, matching existing perimeter elevations and assuring surface drainage.
- Furnish and apply pre-plant fertilizer and herbicide
- Furnish and Install new irrigation (in field area only), tying into the existing system.
- Furnish, install and roll solid sod with TifTuf® Bermuda grass (netting removed).
- Assist Waxahachie personnel with the initial irrigation program for grow-in period.
- Furnish and install one (1) topdressing application with 125 tons of washed sand following sod establishment.

---

**Timeline:**

April 6	Provide Initial Herbicide Treatment
April 13	Provide Second Herbicide Treatment
April 20	Mobilize to Begin Field Improvements
May 8	Complete Field Improvements
	*Top Dressing after First Initial Mowing*

---

**Proposal:**

**Base Bid as outlined above                      \$ 201,486**



---

## **DTurfMeister – Conditions & Qualifications**

### **Bid Proposal for Waxahachie ISD**

DTurfMeister appreciates the opportunity to submit this proposal for consideration by Waxahachie Independent School District for the Athletic practice field improvements at Lumpkins Stadium. In order to ensure transparency, mutual understanding, and successful project execution, the following conditions and qualifications are respectfully included with this proposal:

---

### **Scope of Work**

This bid is exclusively based on the attached and listed scope of work. Changes to scope, materials, or timeline will require a written change order and may result in additional costs or schedule adjustments.

---

### **Site Conditions**



---

Proposal assumes that site conditions are consistent with those documented in bid materials and observed and disclosed during the pre-bid meeting. Unanticipated underground obstructions, poor soils, rock excavation, or hidden utilities may require additional charges.

DTurfMeister shall not be responsible for delays or added costs arising from conditions not visible or disclosed prior to construction mobilization.

---

### **Owner's Responsibilities**

The Owner shall provide reasonable access to the site during normal working hours and ensure the area is free of obstacles, parked vehicles, or unauthorized personnel.

Access to water and electricity shall be made available at no cost to the contractor for use in construction operations.

---

### **Quality Assurance**

DTurfMeister guarantees that all work will be performed in a professional, workmanlike manner by qualified personnel and in accordance with industry best practices.

---

### **Materials & Substitutions**

All materials included in this bid are based on availability at the time of procurement. If specified items become discontinued or delayed, DTurfMeister reserves the right to suggest equivalent alternatives for approval, with potential cost or schedule adjustments noted.

Any substitutions will meet or exceed the quality of the original specifications.

---



---

## Insurance & Licensing

DTurfMeister will provide certificates of insurance verifying general liability, workers' compensation, and commercial auto coverage, as required by owner's policies.

---

## Proposal Validity

This proposal is valid for **90 days** from the date of submission. Prices are subject to change after that period due to material or market shifts.

---

## Exclusions

- Excavation of Existing Materials and Subgrade Preparation not explicitly listed in the scope of work are **excluded** from this bid.
- Sales taxes are **excluded** from this proposal. It is the Owner's responsibility to provide valid tax exemption certificates at the time of contract execution. If exemption documentation is not provided, applicable sales tax will be added to the final contract amount.
- DTurfMeister is **not** responsible for locating, verifying, or identifying private utilities on-site. Any damage or delays caused by unidentified or inaccurately marked private utilities are **excluded** from this proposal and may result in additional costs.
- This proposal does **not** cover any vertical structures not specifically listed such as press boxes, batting cages, bleachers, storage buildings, scoreboards or sound systems.



- 
- Fencing and netting systems are also **excluded**.
  - Additional landscaping, tree planting, sod, sidewalks, parking lots, curbs, roads, and retaining walls not listed in the scope or alternatives are **excluded** from this proposal.
  - Field covers, Soccer Goals, or other specialty equipment are **excluded** from this bid unless included in alternates.
-



**Waxahachie Independent School District  
BOARD OF TRUSTEES**

**Date:** March 23, 2026      **Presented By:** Becky McCutchen

**Subject:** The Holdsworth Center MOU      **Related Page(s)** Memo



**EXECUTIVE SUMMARY:**

A Memorandum of Understanding between WISD and The Holdsworth Center is required for principals to participate in the Campus Leadership Program.

WISD principals from Dunaway Elementary School and Felty Elementary School have been accepted to participate in Cohort 26A.

**THE HOLDSWORTH CAMPUS LEADERSHIP PROGRAM  
MEMORANDUM OF UNDERSTANDING**

This Memorandum of Understanding (“MOU”), dated as of [REDACTED] (the “Effective Date”), is by and between The Holdsworth Center (“Holdsworth”), a Texas Nonprofit Corporation, and [Waxahachie ISD], a Texas independent school district (“District” and together with Holdsworth, the “Parties”, and each a “Party”).

**RECITALS**

A. Driven by the belief that great leaders can push student achievement levels to new heights, Holdsworth partners with Texas public school districts to help educators become experts at leadership and to grow stronger leaders within their own systems. Founded in 2017, Holdsworth makes investments within districts and brings education leaders from across Texas to learn at its Campus on Lake Austin, a one-of-a-kind place dedicated to the idea that public education matters. Holdsworth’s mission is to impact, over time, the quality of public education for all Texas students by supporting and developing educational leaders.

B. Holdsworth, a licensed provider of Continuing Professional Education (“CPE”) professional services (CPE No. 902-539), pursues its mission by developing, providing, and procuring substantial funding for unique and proprietary leadership development programs to Texas public school districts designed to support and develop district leaders, principals, and other educational leaders within the school districts.

C. The Campus Leadership Program (the “CLP”), which relies on Holdsworth’s proprietary copyrighted materials, is a two-year learning journey for principals and their teams to become stronger leaders and drive positive change for students on their campus. Throughout the CLP, Holdsworth gives principals and three members of their campus team the inspiration, development, tools, and resources needed to grow through carefully curated sessions, executive coaching for the principal from Holdsworth Executive Coaches, and the chance to apply learning to improve outcomes for an underserved group of students, as further detailed in this MOU.

D. District wishes to engage Holdsworth to provide the CLP and related services to [Dunaway El, Margaret L Felty El] within District, and Holdsworth is willing to perform such services under the terms and conditions of this MOU. District understands, agrees, and commits to perform its responsibilities as further detailed in this MOU in order to facilitate the success of the CLP.

NOW THEREFORE, in consideration of the mutual covenants and agreements hereinafter set forth and for other good and valuable consideration, the receipt and sufficiency of which are hereby acknowledged, Holdsworth and District agree as follows:

**ARTICLE 1  
THE CAMPUS LEADERSHIP PROGRAM**

1.1. Holdsworth Program. Holdsworth will provide to District the services and program generally referred to as the CLP as further described in Exhibit A to this MOU (the “Services” or

“Program”). Services may be provided in person, virtually, or in a hybrid format (i.e., in a combination of in-personal and virtual learning experiences) in the sole discretion of Holdsworth.

## **ARTICLE 2 OBLIGATIONS OF THE PARTIES**

2.1. Holdsworth Obligations. Holdsworth will comply with all applicable local, state, and federal laws, regulations, and ordinances and will perform the Program in a professional manner in accordance with industry standards. District acknowledges that the Program may be provided by contractors of Holdsworth in Holdsworth’s sole discretion without prior notice to, or approval of, District. Holdsworth is responsible, in its sole discretion, for assigning and reassigning Holdsworth’s employees and contractors, as appropriate, to perform the Program.

2.2. District Obligations. To facilitate the success of the Program to be provided to District pursuant to this MOU, District agrees to do all things reasonably necessary to ensure the successful implementation of the Program provided by Holdsworth under this MOU including, for example, at least the obligations outlined in Exhibit A.

2.3. Requirement of District to Cooperate with Holdsworth. District will work cooperatively with Holdsworth to coordinate the successful implementation of the Program.

## **ARTICLE 3 PAYMENT AND EXPENSES**

3.1. District Payment. In consideration of the provision of the Programs by Holdsworth and the rights granted to District under this MOU, District will make payments to Holdsworth as set out in Exhibit A. District’s payment must be made within 30 days of receipt by District of an invoice from Holdsworth.

3.2. Transportation and Lodging Costs for District Personnel. District is responsible for the cost of transportation of all Program participants to Program activities within Texas, including those that occur at The Campus on Lake Austin, and those that occur outside of Austin (if any), including, for example, travel to visit another campus in the program for a site visit. Holdsworth is responsible and shall pay for all lodging costs of Program participants to Program activities.

3.3. Consequences of Non-Payment of Expenses. In addition to all other remedies available under this MOU or at law (which Holdsworth does not waive by the exercise of any rights hereunder), Holdsworth shall be entitled to suspend the provision of any Services if District fails to pay any undisputed expenses as detailed in this Article and such failure continues for 30 days following written notice thereof.

## **ARTICLE 4 PROGRAM EVALUATION; DATA SHARING**

4.1. Program Evaluation. A key component of the success of the Program is the ongoing evaluation of District’s participation in the Program in order to support the implementation of the Program and to continue to improve the effectiveness of the Program. During the Term of this MOU, the Parties will utilize emerging data and findings from approved evaluation activities to

collaboratively and continuously improve the Program and to conduct ongoing evaluation of the Program.

4.2. District Agreement to Share Data. District agrees to provide to Holdsworth certain data, information, and records from time to time as reasonably requested by Holdsworth that may include, for example, de-identified student assessment results for multiple years pre- and post-Program; student characteristics and demographics (for example, gender, race/ethnicity, English learner status, etc.) District personnel data, information, and records, including names, email addresses, job titles, campus associations, and staff characteristics and demographics (for example, gender, race/ethnicity, tenure, etc.) (the “**District Data**”).

4.3. License To Licensed District Data. District hereby grants, and Holdsworth hereby accepts, a non-exclusive, perpetual, irrevocable, worldwide, fully paid-up, royalty-free, transferrable, and sublicensable right and license to use, copy, display, present, publish, modify, distribute, make derivative works of, and otherwise use District Data, including, for example and without any limitation, to (i) perform services for District and to otherwise carryout its duties and obligations under this MOU and (ii) create aggregated and/or de-identified data for ongoing improvement of the programs, benchmarking, research, and development purposes. For the sake of further clarity, the license granted in this Section 4.3 shall survive any termination or expiration of this MOU. Notwithstanding foregoing, as between District and Holdsworth, District owns District Data, and the license in this Section 4.3 does not transfer any ownership interest in the District Data to Holdsworth. Holdsworth will not use the District Data except for the purposes authorized by this MOU.

4.4. Direct District Data Is De-Identified. Except as required by Holdsworth to create a user account to access software services provided by Holdsworth or to arrange travel (as applicable), prior to disclosure of any District Data to Holdsworth, District will remove all Personally Identifiable Information (as defined below) from such District Data, including direct and personal identifiers such as, for example, names (including student names, parent or guardian names, and District personnel names), addresses, identification numbers, social security numbers, biometric records, and dates of birth. If District discovers that it has disclosed District Data that contains any Personally Identifiable Information (other than user-account data described above), it will immediately notify Holdsworth, and such District Data shall be considered “**District PII**” under this Data Sharing Agreement. For the purposes of this MOU, the term “**Personally Identifiable Information**” or “**PII**” means information that, alone or in combination, is linked or linkable to a specific person that would allow a reasonable person, who does not have personal knowledge of the relevant circumstances, to identify the specific person with reasonable certainty.

4.5. Confidentiality And Use of District PII. Holdsworth acknowledges and agrees that any District PII (if any is disclosed) is confidential and, except as provided in this Section 4.5, will not be further disclosed by publishing such information in any way that allows individuals to be directly or indirectly identified except as provided in this MOU. Holdsworth will only use District PII, and will only disclose District PII (if any) to its staff, employees, contractors, or agents, for (a) the purpose of fulfilling its duties and providing services under this MOU, (b) improving services provided under this MOU, or (c) evaluating the impact of its work. In addition and notwithstanding the foregoing sentence, Holdsworth may disclose certain District PII to third

parties as reasonably necessary to arrange travel for participants in services provided by Holdsworth.

4.6. De-Identification Of District PII. Notwithstanding the foregoing, to the extent that Holdsworth de-identifies or aggregates District PII such that all PII is removed, such data will not be considered District PII under this MOU and will not be subject to any of the restrictions on the use, further disclosure, or confidentiality under this Article 4.

4.7 Authorization to Request Data from TEA. The District authorizes Holdsworth and any external evaluator engaged by Holdsworth to contact the Texas Education Agency (TEA) and request student-level data necessary for the purposes of program evaluation. Such data may include, but is not limited to, assessment results, enrollment information, and demographic details for students enrolled in District schools. Holdsworth and any external evaluator agree to use the data solely for the purposes outlined herein and to comply with all applicable federal and state privacy laws, including FERPA. Holdsworth (and external evaluators) will implement appropriate safeguards to protect personally identifiable information, including secure storage, encryption, and restricted access. All data obtained from TEA will be retained only for the duration necessary to complete the evaluation and will be permanently destroyed upon completion, with written confirmation provided to the District. A copy of this Agreement will be provided to TEA as evidence of District authorization, and the external evaluator will comply with any additional requirements or assurances requested by TEA.

## **ARTICLE 5 OWNERSHIP AND CONFIDENTIALITY OF HOLDSWORTH MATERIALS**

5.1. Ownership and Confidentiality of Holdsworth Materials. The Parties acknowledge, understand, and agree that, as between the Parties, all intellectual property rights, in and to all documents, work product, and other materials that are delivered to District or any District personnel under this MOU or that are prepared by, developed, or created by or on behalf of Holdsworth in the course of performing the Services, including, for example, educational documents, materials, methods, and presentations, surveys, questionnaires, toolkits, assessments, planning dashboards, and training documents (collectively, “**Holdsworth Materials**”) shall be owned (except for any information provided by District to Holdsworth that is subject to the Data Sharing Agreement) solely by Holdsworth even if such Holdsworth Materials are developed or created with the input, comment, help, or assistance of District or its personnel. Except for the limited license granted in this Section 5.1, this MOU does not transfer to District or any District personnel any interest in Holdsworth’s intellectual property rights, including, for example, Holdsworth’s copyrights in and to the Holdsworth Materials. The Holdsworth Materials, along with all copies and derivative works of the Holdsworth Materials (including those authorized by Section 5.2 of this MOU), are the proprietary and confidential information of Holdsworth and may be used or disclosed by District or District personnel only in accordance with the limited rights granted in Section 5.2 of this MOU. If District is required by applicable law to make any disclosure of Holdsworth Materials that is constrained by this MOU, District shall provide Holdsworth with prompt written notice of such requirement and provide reasonable assistance to Holdsworth so that Holdsworth may seek appropriate relief protecting the Holdsworth Materials from public

disclosure, and District may furnish only that portion of the Holdsworth Materials that District is legally compelled or is otherwise legally required to disclose. In addition, District shall provide prompt notice to Holdsworth of any request it receives under a Texas Public Information Act request, and the Parties agree that Holdsworth has the right, in its option, to seek an opinion from the Texas Attorney General as to whether the information may be withheld from disclosure.

5.2. Limited License. Holdsworth hereby grants to District a nonexclusive, royalty-free, non-transferrable (unless this MOU is validly assigned), sublicensable (but only to District's Program participants and other employees or staff of District), terminable, limited license to access, use, copy, and create derivative works of the Holdsworth Materials solely for the purpose of participating in the applicable Program or implementing within District the principles, resources, and learning objectives of the applicable Program. For the sake of further clarity, the license in this section does not grant to District or any District personnel any right to access, use, copy, distribute, or create derivative works of the Holdsworth Materials to provide services or information to third parties or non-District personnel. Holdsworth may terminate the license granted in this Section 5.2 upon thirty (30) days' notice in its sole discretion. Upon termination or expiration of this license, District shall cease and shall ensure that all District personnel cease all use of Holdsworth Materials. Upon Holdsworth's request, District will return or destroy, and cause all District personnel to return or destroy all Holdsworth Materials. Except as otherwise provided in this Section 5.2, the license granted in this Section shall survive any termination or expiration of this MOU. Holdsworth shall have the right at any reasonable time to review District's use of the Holdsworth Materials in order to confirm District's compliance with the limited license granted in this Section 5.2.

5.3. Trademarks. Each Party grants to the other Party a nonexclusive, royalty-free, non-transferrable, non-sublicensable limited license to use its trademarks, including its names and logos, for publicity and advertising relating to the Program, with prior written permission of the other Party. No Party may use the other Party's marks, name, or goodwill in a manner that would diminish or tarnish the goodwill of the other Party. Each Party must abide by reasonable guidelines for the use of the other Party's trademarks, including its names and logos, as provided by the other Party from time to time. Either Party may terminate the license granted to the other Party in this Section 5.3 upon written notice in the event that the other Party breaches any of the requirements of this Section. Except as otherwise provided in Section 5.3, the licenses granted in this Section shall survive any termination or expiration of this MOU.

5.4. Injunctive Relief. The Parties agree that Holdsworth may suffer irreparable harm from a breach or threatened breach by District of any of this Article 5 and that in such event, Holdsworth, in addition to all other rights and remedies, may seek specific performance and/or injunctive relief to enforce or prevent any violations of this Article 5 without the requirement of posting any bond (or with the posting of a nominal bond if a bond is required by applicable law).

## **ARTICLE 6 TERM; TERMINATION**

6.1. Term and Survival. This MOU shall commence as of the Effective Date and shall continue thereafter until the conclusion of the Program provided under this MOU unless sooner terminated in accordance with Article 6 of this MOU (the "**Term**"). This Section 6.1, Article 5,

Sections 6.4, 7.2, 7.3, 7.4, 7.5, and Article 8 of this MOU, and any right or obligation of the Parties in this MOU that by its nature should survive termination or expiration of this MOU, shall survive any termination or expiration of this MOU.

6.2. Termination for Cause. Either Party may terminate this MOU, effective upon written notice to the other Party (the “Defaulting Party”) if the Defaulting Party materially breaches this MOU, and such breach is incapable of cure, or with respect to a material breach capable of cure, the Defaulting Party does not cure such breach within 30 days after receipt of written notice of such breach. Failure of District to timely address any breaches of district’s obligations under this MOU, as set out in Exhibit A, shall be considered a material breach.

6.3. Termination for Convenience at End of School Year. Notwithstanding any other provision of this MOU, either Party may terminate this MOU at any time, with or without cause, effective as of the last day of the District school year in which notice of termination pursuant to this Section 6.3 is given, by providing notice of termination pursuant to this Section 6.3 at least 90 days prior to the end of the District school year.

6.4. Transition. In the event District provides notice of termination of this MOU pursuant to Section 6.2 or 6.3, Holdsworth will, upon receipt of such notice of termination, take commercially reasonable steps to bring Holdsworth’s work to a close in an orderly manner.

## **ARTICLE 7 LIMITED WARRANTY AND LIMITATION OF LIABILITY**

7.1. Limited Warranty. Holdsworth warrants that it shall perform the Services:

- (a) in accordance with the terms and subject to the conditions set out in this MOU;
- (b) using personnel of commercially reasonable skill, experience, and qualifications; and
- (c) in a timely, workmanlike, and professional manner in accordance with generally recognized industry standards for similar services.

7.2. Sole and Exclusive Remedy for Breach of Warranty. Holdsworth’s sole and exclusive liability and District’s sole and exclusive remedy for breach of the limited warranty provided under Section 7.1 shall be as follows:

- (a) Holdsworth will use reasonable commercial efforts to promptly cure any such breach; provided, that if Holdsworth cannot cure such breach within a reasonable time (but no more than 30 days) after District’s written notice of such breach, District may, at its option, terminate the MOU by serving written notice of termination in accordance with Section 6.2.
- (b) The foregoing remedy will not be available unless District provides written notice of such breach within 30 days after performance of such Services giving rise to such breach.

7.3. DISCLAIMER OF OTHER WARRANTIES. EXCEPT AS OTHERWISE SPECIFICALLY PROVIDED IN THIS MOU OR THE DATA SHARING AGREEMENT, HOLDSWORTH DOES NOT MAKE ANY OTHER WARRANTIES, EITHER EXPRESS OR IMPLIED, AS TO ANY MATTER WHATSOEVER, INCLUDING, WITHOUT LIMITATION, THE SERVICES PROVIDED UNDER THIS MOU, OR ANY WORK PRODUCT OR MATERIALS DEVELOPED UNDER THIS MOU AND HOLDSWORTH EXPRESSLY DISCLAIMS ALL WARRANTIES OF MERCHANTABILITY, FITNESS FOR ANY PARTICULAR PURPOSE OR NEED, ACCURACY, AND NON-INFRINGEMENT OF THIRD PARTY RIGHTS AND TITLE, AND ALL WARRANTIES THAT MAY ARISE FROM COURSE OF DEALING, COURSE OF PERFORMANCE OR USAGE OF TRADE. DISTRICT UNDERSTANDS AND AGREES THAT, EXCEPT AS OTHERWISE SPECIFICALLY PROVIDED IN THIS MOU, HOLDSWORTH IS MAKING NO REPRESENTATIONS OR WARRANTIES AS TO THE OPERABILITY OR FITNESS FOR ANY USE, SAFETY, EFFICACY, APPROVABILITY BY REGULATORY AUTHORITIES, AND/OR TIME AND COST OF DEVELOPMENT.

7.4. EXCLUSION OF CERTAIN DAMAGES. EXCEPT FOR BREACHES OF ARTICLE 5, AS OTHERWISE PROVIDED IN THE DATA SHARING AGREEMENT, AND FOR DAMAGES RESULTING FROM A PARTY'S ACTUAL FRAUD, GROSS NEGLIGENCE, OR WILLFUL MISCONDUCT, IN NO EVENT SHALL EITHER PARTY, OR THEIR RESPECTIVE OFFICERS, DIRECTORS, TRUSTEES, EMPLOYEES, OR OTHER REPRESENTATIVES (COLLECTIVELY, "**REPRESENTATIVES**") BE LIABLE TO THE OTHER PARTY, THE OTHER PARTY'S REPRESENTATIVES, OR TO ANY THIRD PARTY FOR ANY CONSEQUENTIAL, INCIDENTAL, INDIRECT, EXEMPLARY, SPECIAL, OR PUNITIVE DAMAGES WHETHER ARISING OUT OF BREACH OF CONTRACT, TORT (INCLUDING NEGLIGENCE), OR OTHERWISE, REGARDLESS OF WHETHER SUCH DAMAGE WAS FORESEEABLE AND WHETHER OR NOT SUCH PARTY HAS BEEN ADVISED OF THE POSSIBILITY OF SUCH DAMAGES, AND NOTWITHSTANDING THE FAILURE OF ANY AGREED OR OTHER REMEDY OF ITS ESSENTIAL PURPOSE.

7.5. LIMITATION ON AGGREGATE HOLDSWORTH LIABILITY. EXCEPT FOR DAMAGES RESULTING FROM HOLDSWORTH'S ACTUAL FRAUD, GROSS NEGLIGENCE, OR WILLFUL MISCONDUCT, IN NO EVENT SHALL HOLDSWORTH'S AGGREGATE LIABILITY ARISING OUT OF OR RELATED TO THIS MOU, WHETHER ARISING OUT OF OR RELATED TO BREACH OF CONTRACT, TORT (INCLUDING NEGLIGENCE), OR OTHERWISE, EXCEED THE AGGREGATE AMOUNTS PAID OR PAYABLE TO HOLDSWORTH PURSUANT TO SECTION 3.1 OF THIS MOU.

## **ARTICLE 8 GENERAL AND MISCELLANEOUS PROVISIONS**

8.1. Insurance. Holdsworth will carry insurance during the Term of this MOU with responsible insurance carriers acceptable to District rated A or better by A.M. Best, including coverage for workers' compensation and employer's liability, automobile liability, and general commercial liability, and will provide certificates of insurance evidencing its insurance coverage when requested by District.

8.2. Relationship of the Parties. The relationship between the Parties is that of independent contractors. The details of the method and manner for performance of the Services by Holdsworth shall be under its own control, District being interested only in the results thereof. Holdsworth shall be solely responsible for supervising, controlling and directing the details and manner of the completion of the Services. Nothing in this MOU shall give District the right to instruct, supervise, control, or direct the details and manner of the completion of the Services. Nothing contained in this MOU shall be construed as creating any agency, partnership, joint venture or other form of joint enterprise, employment or fiduciary relationship between the Parties, and neither Party shall have the authority to contract for or bind the other Party in any manner whatsoever.

8.3. Entire Agreement. This MOU, including and together with any related exhibits, schedules, attachments, and appendices (which are all incorporated by reference as if fully set forth in this MOU), constitutes the sole and entire agreement of the Parties with respect to the subject matter contained herein, and supersedes all prior and contemporaneous understandings, agreements, representations and warranties, both written and oral, regarding such subject matter. The parties acknowledge and agree that if there is any conflict between the terms and conditions of this MOU and the terms and conditions of any exhibit to this MOU, the terms and conditions of this MOU shall supersede and control.

8.4. Notices. All notices, requests, consents, claims, demands, waivers, and other communications under this MOU (each, a “**Notice**”, and with the correlative meaning “**Notify**”) must be in writing and addressed to the other Party at its address set forth below (or to such other address that the receiving Party may designate from time to time in accordance with this Section). Unless otherwise agreed herein, all Notices must be delivered by personal delivery, nationally recognized overnight courier or certified or registered mail (in each case, return receipt requested, postage prepaid) with a copy also delivered by email. Except as otherwise provided in this MOU, a Notice is effective only (a) on receipt by the receiving Party; and (b) if the Party giving the Notice has complied with the requirements of this Section 8.4.

**Notice to District:**

411 N Gibson St  
Waxahachie, TX 75165  
Attention: Rebecca McCutchen  
Email Address: [rmccutchen@wisd.org](mailto:rmccutchen@wisd.org)

**Notice to Holdsworth:**

The Holdsworth Center  
4907 Ranch Road 2222  
Austin, Texas 78731  
Telephone: 737-946-7001  
Attention: Katie Jaron, Chief Program Officer  
Email Address: [kjaron@holdsworthcenter.org](mailto:kjaron@holdsworthcenter.org)

8.5. Governing Law. The laws of the State of Texas, without regard to its conflict of law provisions, will govern this MOU, its construction, and the determination of any rights, duties, obligations, and remedies of the Parties arising out of or relating to this MOU.

8.6. Counterparts, Facsimile & Email Transmissions. The Parties may execute this MOU in counterparts, each of which is deemed an original, but all of which together constitute one and the same agreement. This MOU may be delivered by email or facsimile transmission, and email or facsimile copies of executed signature pages shall be binding as originals.

8.7. Assignment. Neither Party may assign or delegate any rights or obligations under this MOU without the prior written consent of the other Party. Any purported assignment or delegation in violation of this Section 8.7 shall be null and void.

8.8. Successors and Assigns. This MOU will be binding upon, and inure to the benefit of, the Parties and their respective successors and permitted assigns.

8.9. Amendment. This MOU will not be altered, amended, modified, or supplemented except in a written document executed by authorized representatives of both Parties.

8.10. Waiver. No waiver of any provision of this MOU will be effective unless in writing, nor will such waiver constitute a waiver of any other provision of this MOU, nor will such waiver constitute a continuing waiver unless otherwise expressly stated. A Party's failure to enforce any provision of this MOU shall neither be construed as a waiver of the provision nor prevent the Party from enforcing any other provision of this MOU.

8.11. Severability. If any term or provision of this MOU is found by a court of competent jurisdiction to be invalid, illegal or unenforceable in any jurisdiction, such invalidity, illegality or unenforceability shall not affect any other term or provision of this MOU or invalidate or render unenforceable such term or provision in any other jurisdiction. Upon a determination that any term or provision is invalid, illegal, or unenforceable, the Parties shall negotiate in good faith to modify this MOU to effect the original intent of the Parties as closely as possible in order that the transactions contemplated hereby be consummated as originally contemplated to the greatest extent possible.

8.12. No Third-party Rights. This MOU is made for the sole benefit of Holdsworth and District and their respective successors and permitted assigns. Nothing in this MOU will create or be deemed to create a relationship between the Parties to this MOU and any third person, including a relationship in the nature of a third-party beneficiary or fiduciary.

8.13. Headings and Captions. The headings and captions appearing in this MOU have been included only for convenience and shall not affect or be taken into account in the interpretation of this MOU.

8.14. Force Majeure. No Party shall be liable or responsible to the other Party, nor be deemed to have defaulted under or breached this MOU, for any failure or delay in fulfilling or performing any term of this MOU (except for any obligations of the District to make payments to Holdsworth hereunder), when and to the extent such failure or delay is caused by or results from acts beyond the impacted Party's ("**Impacted Party**") reasonable control, including, without

limitation, the following force majeure events (“**Force Majeure Event(s)**”): (a) acts of God; (b) flood, freeze, fire, earthquake, pandemic, epidemic, or explosion; (c) war, invasion, hostilities (whether war is declared or not), terrorist threats or acts, riot or other civil unrest; (d) government order, law, or actions; (e) embargoes or blockades in effect on or after the Effective Date; (f) national or regional emergency; (g) telecommunication breakdowns or power outages or shortages; and (h) other events beyond the reasonable control of the Impacted Party. The Impacted Party shall give notice within 30 days of the Force Majeure Event to the other Party, stating the period of time the occurrence is expected to continue. The Impacted Party shall use diligent efforts to end the failure or delay and ensure the effects of such Force Majeure Event are minimized. The Impacted Party shall resume the performance of its obligations as soon as reasonably practicable after the removal of the cause.

8.15. Compliance With Laws. Each Party represents and warrants that it shall comply fully with all applicable federal state, and local laws, rules, and regulations in performing their respective duties and obligations under this MOU.

IN WITNESS WHEREOF, the Parties have caused this MOU to be executed by their respective duly authorized representatives, effective as of the Effective Date.

**THE HOLDSWORTH CENTER**

**[Waxahachie ISD]**

By:

By: \_\_\_\_\_

Print Name: Katie Jaron

Print Name: \_\_\_\_\_

Title: Chief Program Officer

Title: \_\_\_\_\_

Date:

Date: \_\_\_\_\_




**EXHIBIT A**  
**THE CAMPUS LEADERSHIP PROGRAM**

**I.1 Description of the Holdsworth Campus Leadership Program**

The Campus Leadership Program (the “CLP”), which relies on Holdsworth’s proprietary copyrighted materials, is a two-year learning journey for principals and their teams to become stronger leaders and drive positive change for students on their campus. A combination of executive coaching for principals, learning sessions with world-class faculty and real-world problem solving using the same continuous improvement methods often used in Fortune 500 companies.

First, principals work to strengthen their leadership skills through executive coaching and learning sessions at The Campus on Lake Austin. Then principals are joined by a team of campus leaders to learn new skills and practice them in real situations they face on campus. Field visits enrich learning and show teams what is possible. Together, the team learns continuous improvement methods and applies them to improving academic outcomes for an underserved group of students at their school.

**The Campus Leadership Program *at a Glance***

<b>Sessions</b>	<p>Twelve sessions across two years (July 2026 through June 2028)</p> <ul style="list-style-type: none"><li>• Ten in-person sessions at the scenic Campus on Lake Austin. Accommodations and nutritious meals provided.</li><li>• Two virtual, customized sessions completed remotely.</li></ul>	
<b>Curriculum</b>	<p>Comprehensive, rigorous curriculum</p> <ul style="list-style-type: none"><li>• Suitable for all campus sizes, contexts, and levels</li><li>• Curriculum centered on three core elements of leadership<ul style="list-style-type: none"><li>○ Developing your personal leadership</li><li>○ Growing and empowering others</li><li>○ Creating change through continuous improvement</li></ul></li></ul>	
<b>Support</b>	<p>Exceptional facilitation and support throughout the program</p> <ul style="list-style-type: none"><li>• Instructed by expert faculty</li><li>• All campuses supported by a Leadership Facilitator to help them apply content to their contexts</li><li>• All principals engage in one year of executive coaching</li></ul>	

## Year 1 of the Campus Leadership Program

### *Session 1*

- Principal-only session to lay the foundation for the core elements of the program.
- Principals meet their Executive Coach and develop a personal leadership goal to kick off their year of executive coaching.
- Principals also meet their Leadership Facilitator who will support each campus's learning at each session.
- All participants unearth their gifts as a leader and how they inform their leadership purpose.
- In small groups, principals develop an audacious vision for what they want to be true for all the students on their campuses in math.

 The Holdsworth Center

### *Sessions 2 through 6*

- Principals bring a plus one from their campus to work side-by-side with.
- Each campus identifies a specific grade level that doesn't yet match their vision for all math students, launches an investigation to uncover why this is the case, and designs a strategic plan to move students closer to their vision.
- All participants practice managing their resources to optimize their energy and make active improvements towards their highest priority growth areas.
- Principals and plus ones help their peers in similar roles solve complex challenges and hone their coaching skills to effectively grow and empower others back on campus.
- Principals engage in bimonthly coaching sessions with their executive coach to make progress on their personal leadership goal.

holdsworthcenter.org

## Year 2 of the Campus Leadership Program

### *Session 7*

- Principals and plus ones add 2 new teammates to complete their Campus Leadership Program team.
- Team works closely together to get on the same page about the work completed in Year 1, and the work still left to do in Year 2.
- New teammates, alongside principal and plus one, develop their personal leadership with the understanding that schools need leaders in every corner of the campus.

 The Holdsworth Center

### *Sessions 8 through 12*

- Teams develop a network of other staff members back on campus to support the work they are doing and develop their skills in continuous improvement.
- Teams work closely together with their network and other stakeholders to test research-based change ideas in their classrooms.
- Each team member continues to identify and work towards specific, high priority growth areas to improve their impact.
- Each campus establishes and cultivates several learning teams with clear purpose, productive conflict management and strong interpersonal dynamics.
- Teams analyze the impact of their efforts over the past two years and celebrate progress made towards their vision.

holdsworthcenter.org

**II.1 District Obligations**

To facilitate the success of the CLP, District agrees to do the following:

D1 obtain formal approval and commitment by District’s Board of Trustees or other appropriate body or individuals to support full participation by District’s designated participants in all aspects of the CLP, including support for the time commitment for District participants as reflected in this Exhibit A;

E1 obtain commitment by the District superintendent, the District leadership team designated by the superintendent, and the direct supervisor of the principal / s of the campus /es enrolled in the CLP to make all reasonable effort to allow the principal and the other members of the campus team who are enrolled in the CLP to fully and effectively participate in all components of the CLP, as applicable;

**III.1 District Payment Schedule A**

This/ these selection/s was / were made via a survey that all principals completed once accepted into the program.

This schedule is for campuses that selected to pay in full at the start of the program.

<b>Payment Due</b>	<b>Names of CLP Schools</b>	<b>Cost per CLP School</b>	<b>Total</b>
June 30, 2026		\$11,000	

**IV.1 District Payment Schedule B**

This schedule is for campuses that selected to pay in two equal payments; one at the start of the program and one at the start of year 2 of the program.

<b>Payment Due</b>	<b>Names of CLP Schools</b>	<b>Cost per CLP School</b>	<b>Total</b>
Payment 1: June 30, 2026 at the amount of \$5,500 per campus	Dunaway El, Margaret L Felty El	\$11,000	Payment 1: \$11,000.00 Payment 2: \$11,000.00
Payment 2: June 30, 2027 at the amount of			

\$5,500 per campus			
--------------------	--	--	--

Y1 **Other Terms**

D1 Communication. The District and Holdsworth understand the importance of continued communication and engagement during the course of the CLP. As such, District commits to periodic and regular communication regarding implementation and progress during the duration of the CLP.

E1 Potential CLP Principal Transitions. During the Term of the MOU, if a CLP principal moves to a different campus or role within or outside of the District, the District and Holdsworth will jointly determine the best path forward.

EXHIBIT B  
SCHEDULE OF DIRECT DISTRICT DATA

Holdsworth requests that District provide the following Data to Holdsworth. Holdsworth understands that Data may not be available for each year it is requested. Data provided by District should be transferred to the assigned Holdsworth staff member using password protected spreadsheets. Any file specifications or data elements request should be sent separately.

Teacher Data

1. Teacher information
  - District agrees to provide Holdsworth with teacher data that includes their names, email addresses, campus assignment, and teacher leader assignment (if applicable)
2. Other teacher data requests
  - From time to time when teacher data is not accessible from public sources, such as TEA, in a timely manner, Holdsworth may request de-identified teacher data (such as tenure) be submitted directly to Holdsworth from District.

Student Data

1. Student data
  - District agrees to provide Holdsworth with de-identified student-level assessment data during the Team and for up to two (2) years thereafter.
  - District agrees to link student data to teacher names.
  - District agrees to provide de-identified student-level characteristics including attendance, FRPL-status, SpEd status, EB status, gender, race / ethnicity, and grade level.
2. Other student data requests
  - From time to time when student data is not accessible from public sources, such as TEA, in a timely manner, Holdsworth may request de-identified student data to be submitted directly to Holdsworth from District.

SCHEDULE 1 TO DATA SHARING AGREEMENT  
CONVENIENCE CHART

The table below outlines the schedule that is known to date.  <b>Project Year</b>	<b>School Year</b>	<b>General Categories of Data to be Shared</b>
2026-27	2026-27	Teacher information (see Exhibit B)  Student assessment data (see Exhibit B)

2027-28	2027-28	Teacher information (see Exhibit B)  Student assessment data (see Exhibit B)
---------	---------	--

**Waxahachie Independent School District  
BOARD OF TRUSTEES**

**Date:** March 23, 2026      **Presented By:** Ryan Kahlden

**Subject:** Ellis County Election Contract      **Related Page(s)** Contract



**EXECUTIVE SUMMARY:**

The district is seeking to contract with the Ellis County Elections Office to facilitate our election for trustee places 1 and 2. This is the same arrangement that we have utilized for recent elections to ensure we have an appropriate number of trained election workers to conduct our election. The estimated costs of conducting the election are shared by the participating entities. The estimated cost of this agreement is \$21,300.

**ATTACHMENTS:**

Contract with Ellis County Elections Office

		BOARD PRIORITY GOALS
	Priority #1	Student Growth
	Priority #2	Honor and Support Staff
	Priority #3	Community and Stakeholder Relationships
X	Priority #4	Financial Integrity

**RECOMMENDATION:**

Approve agreement with Ellis County Elections Office to conduct trustee election for May 2, 2026, at an estimated cost of \$21,300.



**May 2, 2026**  
**Joint General and Special Elections**  
**Contract for Election Services**

---



**May 2, 2026**  
**Joint General and Special Elections**

**Table of Contents**

I.....Duties and Services of County Election Officer  
II.....Duties and Services of Participating Political Subdivisions  
III.....Cost of Election  
IV.....General Provisions

**Exhibits**

Exhibit A.....Early Voting Schedule and Location  
Exhibit B.....Election Day Vote Center Locations  
Exhibit C.....Cost of Services  
Exhibit D.....List of Political Subdivision Races on Ballot



**THE STATE OF TEXAS           §           JOINT CONTRACT FOR**  
**ELLIS COUNTY                   §           ELECTION SERVICES**

**BY THE TERMS OF THIS CONTRACT** made and entered into by and between the following  
**AS OF FEBRUARY 26, 2026:**

- CITY OF ALMA
- CITY OF CEDAR HILL
- CITY OF ENNIS
- CITY OF GARRETT
- CITY OF GRAND PRAIRIE (Only Ellis County Portion)
- CITY OF ITALY
- CITY OF OAK LEAF
- CITY OF OVILLA (Including Dallas County Portion)
- CITY OF PALMER
- CITY OF VENUS
- CITY OF WAXAHACHIE
- ENNIS INDEPENDENT SCHOOL DISTRICT (Including Navarro County Portion)
- FERRIS INDEPENDENT SCHOOL DISTRICT (Only Ellis County Portion)
- ITALY INDEPENDENT SCHOOL DISTRICT
- MAYPEARL INDEPENDENT SCHOOL DISTRICT
- MIDLOTHIAN INDEPENDENT SCHOOL DISTRICT
- MILFORD INDEPENDENT SCHOOL DISTRICT (Including Hill County Portion)
- RED OAK INDEPENDENT SCHOOL DISTRICT
- WAXAHACHIE INDEPENDENT SCHOOL DISTRICT
- BLUEBONNET MUNICIPAL UTILITY DISTRICT NO. 1
- SOMERSET VILLAGE MUNICIPAL UTILITY DISTRICT OF ELLIS COUNTY
- ELLIS COUNTY EMERGENCY SERVICE DISTRICT NO. 1

hereinafter referred to as “Participating Political Subdivisions” and JANA ONYON, Elections Administrator of Ellis County, Texas, hereinafter referred to as "County Election Officer”, pursuant to the authority in Subchapter D, Section 31.092, of Chapter 31, of the Texas Election Code, agree to the following particulars in regard to coordination, supervision and running of the May 2, 2026 Joint General and Special Elections.

**THIS AGREEMENT** is entered into in consideration of the mutual covenants and promises hereinafter set out. **IT IS AGREED AS FOLLOWS:**



**I. DUTIES AND SERVICES OF COUNTY ELECTION OFFICER.** The County Election Officer shall be responsible for performing the following duties and shall furnish the following services and equipment:

A. The County Election Officer shall arrange for notification (including writ of election), training and compensation of all presiding judges, alternate judges, clerks for the polling site, central counting station and early voting ballot board personnel.

- a. The County Election Officer shall be responsible for notification of each Election Day and Early Voting presiding judge and alternate judge, clerks, central counting station and ballot board of his or her appointment. The presiding election judge of each polling place, will use his/her discretion to determine when additional manpower is needed during peak voting hours and notify the County Election Officer. The recommendations of the Participating Political Subdivisions will be the accepted guidelines for the number of clerks to work in each polling place. Election judges and early voting personnel shall be secured by the County Election Officer using the recommended names provided by the Participating Political Subdivisions by February 13, 2026. Any open positions will be filled using regular county election workers.

Central Counting Station Manager: Jana Onyon

Tabulation Supervisor: Adrian Rodriguez

Judge of Central Counting Station: Michael Mohon

Alt-Judge of Central Counting Station: Joanne Hunt

Ballot Board Judge: Dorinda Sims

Ballot Board Alt-Judge: Lindley Stoker

- b. Election judges, alternate judges, clerks and student clerks shall all attend the County Election Officer's school of instruction. (Date and location to be determined)
- c. Election judges shall be responsible for picking up from and returning election supplies to the County Election Officer. (Date to be determined). Compensation for this pickup and delivery of supplies will be \$25.00.
- d. The County Election Officer shall compensate each election judge and election worker. Compensation will be based on what the county pays and has been approved in Commissioner's Court unless arranged otherwise. Early voting presiding officer shall receive \$14.00 per hour and clerks shall receive \$12.00 per hour for services. Each election day judge shall receive \$14.00 per hour for services rendered; each alternate judge shall receive \$13.00 per hour for services; and clerk shall receive



\$12.00 per hour for services. Ballot Board, Central Counting Station Presiding judge and alternate shall receive the same as for Election Day judge and alternate for services. Each worker that attends a training class shall receive hours of pay. Overtime will be paid to each person working over 40 hours per week. All other required and additional expenses by law shall be paid. (ie: FICA, Medicaid, etc.) The rate of pay is subject to change based on current budget set forth by the Commissioners' court.

- B. The County Election Officer shall procure, prepare, and distribute voting machines, election kits and election supplies.
- a. Each Participating Political Subdivisions agrees that voting at the said Election will be by use of Election Systems and Software ExpressVote marking devices, DS200 Precinct Scanner/Tabulators, and the DS450 Absentee Scanner/Tabulator voting system approved by the Secretary of State in accordance with the Texas Election Code. Procedures will be in accordance with the Texas Election Code and decided by the County Election Officer.
  - b. The County Election Officer shall secure election kits which include the legal documentation required to hold an election.
  - c. The County Election Officer shall secure all tables and chairs required to hold an election.
  - d. The County Election Officer shall provide all lists of registered voters for use on Election Day and for the early voting period as mandated by law. Tenex ePollbooks will be used to qualify voters for the early voting period and on Election Day. Additional ePollbooks with the list of registered voters will be provided as back-up in each Early Voting and Election Day polling place.
  - e. The County Election Officer shall procure and arrange for the distribution of all election equipment and supplies required to hold an election.
    1. Equipment includes the DS200 voting machines (1 or more per site), ADA ExpressVote marking devices (4 or more per site), ballot box, voting signs, security cart, curbside carts, curbside alert system, ePollbooks, and tents for curbside as needed.



2. Supplies includes and not limited to the following: election forms, ballots, labels, extension cords, pens, tape, markers, ballot pens, required signage, totem display poles, name tags, and any other supplies needed.
- C. The County Election Officer, Jana Onyon, shall be appointed the Early Voting Clerk by the Participating Political Subdivisions.
- a. The County Election Officer shall supervise and conduct Early Voting by mail and in person.
  - b. Early Voting by personal appearance for the said Election shall be conducted during the time period and at the locations listed in Exhibit "A", attached and incorporated by reference into this contract. The election will have 2 days of 12 hour voting and those will be the last 2 days of early voting.
  - c. Any qualified voter for the Joint Election may vote early by personal appearance at any of the Early Voting Vote Center locations within Ellis County. **For this election, Ellis County Womans Building 407 W Jefferson St. (Davis Hall) Waxahachie, TX 75165 will serve as the Main Early Voting Polling Location.**
  - d. Some Participating Political Subdivisions have requested additional Early Voting sites pending their participation, therefore Exhibit "A" is subject to change if any of the Participating Political Subdivisions cancel their election.
  - e. If a Runoff Election is needed, the Participating Political Subdivisions will work together to choose the Early Voting Vote Center locations to best serve their voters in their territory according to the Election Code and/or this contract.
  - f. All applications for an Early Voting mail ballot shall be received and processed by the Ellis County Elections Administration Office.
    1. Application for mail ballots erroneously mailed to the Participating Political Subdivisions shall immediately be faxed to the County Election Officer for timely processing. The original application shall then be forwarded by mail to the County Election Officer for proper retention.
    2. Absentee Application (Regular or Federal Postcard) for ballot by mail shall be mailed to:  
**Early Voting Clerk, 204 E Jefferson Street, Waxahachie, Tx 75165  
or faxed to 972-923-5194**



**or email a scanned copy of signed application to  
elections@elliscountytexas.gov (\*note new email address)  
(If faxed or emailed, then must receive original application by mail within  
4 days)  
Application for ballot by mail must be received no later than close of  
business on Tuesday, April 20, 2026.**

3. All Federal Post Card Applicants (FPCA) and Annual Mail Ballot Applicants will be sent a mail ballot with required notices.
  - f. All Early Voting ballots (those cast by mail/absentee) shall be prepared for count by the Early Voting Ballot Board in accordance with Section 87.000 of the Texas Election Code. The presiding judge of this Board shall be appointed in the same manner as election workers according to this contract.
- D. The County Election Officer shall arrange for the use of all Election Day and Early Voting Vote Center locations.
- a. The Participating Political Subdivisions shall assume the responsibility of remitting the shared cost of all employee services required to provide access, provide security or provide custodial services for the polling locations.
  - b. The Early Voting Vote Center polling locations are listed in Exhibit "A", attached and incorporated by reference into this contract.
  - c. The Election Day Vote Center polling locations are listed in Exhibit "B", attached and incorporated by reference into this contract.
  - d. Some Participating Political Subdivisions have requested additional Vote Centers pending their participation, therefore Exhibit "A" and "B" is subject to change if any of the Participating Political Subdivisions cancel their election.
  - e. Any qualified voter for the said Election may vote during Early Voting or Election Day by personal appearance at any of the Vote Center locations within Ellis County.



- f. If a Runoff Election is needed, the Participating Political Subdivisions will work together to choose the Early Voting and Election Day Vote Center locations to best serve their voters in their territory according to the Election Code and/or this contract.
- E. The County Election Officer shall be responsible for establishing and overseeing the tabulation of the early voting and election day voted ballots by the Central Counting Station Personnel. Ballots shall be tabulated in accordance with Section 127.001 of the Texas Election Code and of this agreement.
- a. The County Election Officer shall prepare the precinct numbers by consolidating ballot styles that are alike to create unique election precinct numbers. This will maintain the security and integrity of the ballots and the public's right to review records, as well as the voter's constitutional right to a secret ballot.
  - b. The County Election Officer shall prepare, test and run the county's tabulation system in accordance with statutory requirements and policies. The tabulation system will be used on Election Night at the Elections Office.
  - c. The Public Logic and Accuracy Test (L&A) of the electronic voting system shall be Conducted on TBD, 2026 at 8am at the Ellis County Elections Office. County Election Officer will publish required notice for the L&A Test on the election's website 48hours prior to testing of time and place as required by the election code.
  - c. Election night reports will be available to the Participating Political Subdivisions at 7pm on election night on the Ellis County website (**NEW website address, please update any links on subdivisions websites to: [www.elliscountytx.gov/elections](http://www.elliscountytx.gov/elections)**). Provisional ballots will be tabulated after election night in accordance with law.
  - d. The County Election Officer shall prepare the unofficial canvass report after all precincts have been counted for election day, provisional ballots, cured absentee ballots, and any overseas ballots that will be tallied after the final deadline to count ballots. This report will be sent to the Participating Political Subdivisions for their canvass.
  - e. The County Election Officer shall be appointed the custodian of the voted ballots and shall retain all election material for a period of 22 months.



1. Pending no litigation and as prescribed by law, the voted ballots shall be shredded 22 months after the election.
  2. The Participating Political Subdivisions can obtain the list of registered voters who voted from the Elections Administration Office. Pending no litigation and if the Participating Political Subdivisions does not request any further information, the County Election Officer shall destroy them.
- f. The County Election Officer shall conduct a manual partial count as prescribed by Section 127.201 of the Texas Election Code and submit a written report to the Participating Political Subdivisions in a timely manner. The Secretary of State may waive this requirement. If applicable, a written report shall be submitted to the Secretary of State as required by Section 127.201(E) of the aforementioned code.
- F. The County Election Officer shall post the publication of a "Joint Election Notice" by publishing the notice at least once between the 30<sup>th</sup> day and the 10<sup>th</sup> day before the election the proper methods with the proper media in accordance with the Texas Election Code (Sec. 4.003(a)(1)). Newspapers will be agreed upon by the Participating Political Subdivisions based on current publishing customs by each Participating Political Subdivisions. The Participating Political Subdivisions shall send publication of the "Election Notice" to the Contracting Office to place it on the Elections website in accordance to the Texas Election Code (Sec. 4.008)

**II. DUTIES AND SERVICES OF THE PARTICIPATING POLITICAL SUBDIVISIONS.** The Participating Political Subdivisions shall assume the following responsibilities:

- A. The Participating Political Subdivisions shall prepare the election orders resolutions, notices, justice department submissions (if required), official canvass and other pertinent documents for adoption by the appropriate office or body. The Participating Political Subdivisions shall handle the candidate filing process and packets that are required by law. The Participating Political Subdivisions assume the responsibility of posting required notices and likewise promoting the schedules for Early Voting and Election Day.
- B. If the Participating Political Subdivisions district boundary line has changed (annexation, de-annexation, ETJ change, etc.), they shall provide the County Election Officer (Voter Registrar) with ordinance of the change, updated, shapefiles, and street index of their



jurisdiction in an electronic and printed format as soon as possible but no later than Monday, February 2, 2026, if any changes have occurred since the last election the county has held for your entity. Texas Election code section 42.0615

- C. The Participating Political Subdivisions shall procure and provide the County Election Officer with the ballot layout and Spanish interpretation in an electronic format (word.doc preferred).
1. The Participating Political Subdivisions shall deliver to the County Election Officer as soon as possible after the election has been ordered any proposition wording in English and Spanish. Candidate names should be given after the drawing. Should receive all information no later than Monday, February 23, 2026.
  2. Exhibit "D" is provided with a listing of races and/or propositions on the ballot for each Participating Political Subdivisions pending any additions, cancellations, or withdrawals.
  3. The Participating Political Subdivisions shall approve the "blue line" ballot format prior to printing.
- D. The Participating Political Subdivisions shall post the publication of the "Election Order" and "Election Notice" by the proper methods with the proper media in accordance with the Texas Election Code. Additional publications would be handled by the Political Subdivisions to meet any special posting requirements during special elections. (See Section I part F of this contract)
- E. The Participating Political Subdivisions shall compensate the County Election Officer for any additional verified cost incurred in the process of running this election or for a manual recount this election may require, or for a required runoff election consistent with charges and hourly rates shown on Exhibit "C" for required services.
- F. The Participating Political Subdivisions shall submit this **signed contract by Thursday, April 2, 2026** and **pay the Treasurer's Office a deposit of 80% of the estimated cost to run the said election by Monday, April 6, 2026**. The County Election Officer shall place the funds in a "contract fund" as prescribed by Section 31.100 of the Texas Election Code.



The deposit should be delivered within the mandatory time frame to:

**Ellis County Treasurer  
Att. Cheryl Chambers  
109 S. Jackson Street  
Waxahachie, Texas 75165**

Made payable to: "Ellis County Treasurer" with the note "for election services" included with check documentation.

The signed contract should be delivered or mailed to:

**Ellis County Elections  
Attn: Jana Onyon  
204 E Jefferson Street  
Waxahachie, Texas 75165**

- G. The Participating Political Subdivisions shall pay any additional cost and/or remaining final cost of conducting said election or any required runoff elections pursuant to the Texas Election Code, Section 31.100, within 30 days from the date the final billing was received.

### **III. COST OF SERVICES. See Exhibit "C."**

- A. All actual shared cost incurred in the conduct of the election will be divided by the Participating Political Subdivisions contracting with the County Election Officer to hold the said election. If one of the Participating Political Subdivisions cancels their election, the full cost of the election will be the responsibility of the remaining Participating Political Subdivisions.
- B. An addendum of Exhibit "C" to the contract shall be provided to the remaining participating Political Subdivisions no later than five (5) business days after receipt of any Political Subdivisions notification of intent to withdraw in writing by Ellis County.
- C. If a Runoff Election is required, all cost will be billed to the Participating Political Subdivisions. If required, a Runoff Election will be held on Saturday, June 13, 2026, in accordance with the Election Code. In the event of such runoff election, the terms of this Contract shall automatically extend unless the Participating Authority notifies the County Election Officer in writing within 3 business days of the original election.



#### **IV. GENERAL PROVISIONS.**

- A. Nothing contained in this contract shall authorize or permit a change in the officer with whom or the place at which any document or record relating to the said Election is to be filed or the place at which any function is to be carried out, or any nontransferable functions specified under Section 31.096 of the Texas Election Code.
- B. Upon request, the County Election Officer will provide copies of all invoices and other charges received in the process of running said election for the Participating Political Subdivisions.
- C. If a Participating Political Subdivision cancels an election pursuant to the Texas Election Code, they will not be liable for any further costs incurred by the County Election Officer in conducting the said Election. Notice of a cancelled election should be provided to the County Election Officer as soon as the Participating Political Subdivision has approved it in an official meeting of the governing body.
- D. If any provision of this joint election contract and election services agreement is construed to be illegal or invalid, this will not affect the legality or validity of any of the other provisions. The illegal or invalid provision will be deemed stricken and deleted, but all other provisions shall continue and be given effect as if the illegal or invalid provisions had never been incorporated.
- E. The Elections Administrator of Ellis County, Texas and all of the contracting authorities of all of the participating political subdivisions listed in this joint election contract and election services agreement represent that each has the full right, power and authority to enter and perform this Contract in accordance with all of the terms and conditions, and that the execution and delivery of this Contract has been made by authorized representatives of the parties to validly and legally bind the parties to all terms, performances and provisions set forth in this Contract.
- F. The County Election Officer shall file copies of this contract with the County Auditor and the County Treasurer of Ellis County, Texas (Sec. 31.099).
- G. Neither party shall be deemed to have breached any provision of this contract as a result of any delay, failure in performance, or interruption of service resulting directly or indirectly from acts of God, network failures, acts of civil or military authorities, civil disturbances,



wars, energy crises, fires, transportation contingencies, interruptions in third-party telecommunications or Internet equipment or service, other catastrophes, or any other occurrences which are reasonably beyond any party's control. The parties are required to use due caution and preventive measures to protect against the effects of a force majeure event, and the burden of proving that a force majeure event has occurred shall rest on the party seeking relief under this provision. The party seeking relief due to force majeure is required to promptly notify the other parties in writing, citing the details of the force majeure event and relief sought, and shall resume performance immediately after the obstacles to performance caused by a force majeure event have been removed, provided the Contract has not been terminated. Delay or failure of performance, by either party to this Contract, caused solely by a force majeure event, shall be excused for the period of delay caused solely by the force majeure event.

- H. Due to recent concerns, if it is determined by the Ellis County Elections Administrator and the Commissioners Court of Ellis County that the health and safety of the Ellis County employees, poll workers, volunteers, and other people involved in conducting an election would be placed in danger by conducting an election according to the terms of this agreement, then the Ellis County Elections Administrator and Commissioners Court of Ellis County, at their sole discretion, may elect not to conduct an election for the political subdivision. If Ellis County elects to not handle the election of a local subdivision due to health and safety concerns, then Ellis County will provide written notice to the political subdivision with sufficient time for the political subdivision to comply with the Election Code.
- I. All parties agree to comply with Section 2270.002 and Section 2252.152 of the Texas Government Code.



**COUNTY ELECTION OFFICER:**

WITNESS BY MY HAND THIS THE 26TH DAY OF FEBRUARY 2026

A handwritten signature in black ink that reads "Jana Onyon".

\_\_\_\_\_  
Jana Onyon, CERA  
Elections Administrator  
Ellis County, Texas

**PARTICIPATING POLITICAL SUBDIVISIONS:**

WITNESS BY MY HAND THIS THE \_\_\_\_\_ DAY OF \_\_\_\_\_ 2026

By: \_\_\_\_\_  
Signature Printed Name and Title

Political Subdivision Name: \_\_\_\_\_  
Printed

**Joint General and Special Elections *Elecciones General y Especial Conjunta***

**May 2, 2026 *02 de mayo de 2026***

**Early Voting Vote Centers *Centros de votación adelantada***

**Early Voting Location Dates and Times:**

*Ubicación, fechas, y horarios de la votación anticipada:*

- |  |                             |
|--|-----------------------------|
| <b>1. Ellis County Woman's Building (Main Early Voting Location)</b> |                             |
| <b>407 W Jefferson St. (Davis Hall)</b>                              | <b>Waxahachie, TX 75165</b> |
| <b>2. Midlothian Conference Ctr (Lobby) 1 Community Circle Dr.</b>   | <b>Midlothian, TX 76065</b> |
| <b>3. Palmer ISD Annex Bldg (Portable Bldg) 303 Bulldog Way</b>      | <b>Palmer, TX 75152</b>     |
| <b>4. Ellis County Sub-Courthouse (Conf. Rm) 207 S Sonoma Trail</b>  | <b>Ennis, TX 75119</b>      |
| <b>5. Red Oak Municipal Center (Room A) 200 Lakeview Pkwy</b>        | <b>Red Oak, TX 75154</b>    |
| <b>6. Knights of Columbus (Main Room) 325 BROADHEAD RD.</b>          | <b>Waxahachie, TX 75165</b> |

<b>Monday, April 20, 2026</b>		<b>8:00 AM - 5:00 PM</b>
<i>lunes, 20 de abril de 2026</i>		<i>8:00 AM - 5:00 PM</i>
<b>No voting Tuesday, April 21</b>		
<b>Wednesday, April 22, 2026</b>	<b>through</b>	<b>Friday, April 24, 2026</b>
<i>miércoles, 22 de abril de 2026</i>	<i>hasta</i>	<i>viernes, 24 de abril de 2026</i>
		<b>8:00 AM - 5:00 PM</b>
		<i>8:00 AM - 5:00 PM</i>
<b>Saturday, April 25, 2026</b>		<b>8:00 AM - 4:00 PM</b>
<i>sábado, 25 de abril de 2026</i>		<i>8:00 AM - 4:00 PM</i>
<b>No voting Sunday, April 26</b>		
<b>Monday, April 27, 2026</b>	<b>and</b>	<b>Tuesday, April 28, 2026</b>
<i>lunes, 27 de abril de 2026</i>	<i>y</i>	<i>martes, 28 de abril de 2026</i>
		<b>7:00 AM - 7:00 PM</b>
		<i>7:00 AM - 7:00 PM</i>

Revised (Revisado) 3/1/2026

**Joint General and Special Elections** *Elecciones General y Especial Conjunta*

**May 2, 2026** *02 de mayo de 2026*

**Election Day Vote Centers** *Centros de votación el día de las elecciones*

---

**Polls open from 7:00 am to 7:00 pm**

*Horario de votación estarán abiertos de 7:00 am a 7:00 pm*

- |           |   |                      |
|-----------|---|----------------------|
| <b>1</b>  | ALMA CITY HALL (Council Chamber Rm) 104 INTERURBAN RD         | ENNIS, TX 75119      |
| <b>2</b>  | ELLIS COUNTY SUB-COURTHOUSE (Conf Rm) 207 S SONOMA TRAIL      | ENNIS, TX 75119      |
| <b>3</b>  | ENNIS PUBLIC LIBRARY (Learning Center) 501 W. ENNIS AVE       | ENNIS, TX 75119      |
| <b>4</b>  | FERRIS PUBLIC LIBRARY (Trussell Mtg Rm) 301 E 10TH STREET     | FERRIS, TX 75125     |
| <b>5</b>  | ITALY COMMUNITY CENTER (Main Rm) 108 HARPOLD ST.              | ITALY, TX 76651      |
| <b>6</b>  | FIRST BAPTIST CHURCH-MAYPEARL (Fellowship Hall) 5744 FM 66    | MAYPEARL, TX 76064   |
| <b>7</b>  | CHURCH 360 MIDLOTHIAN (Foyer) 1627 N HWY 67                   | MIDLOTHIAN, TX 76065 |
| <b>8</b>  | GRAND PRAIRIE FIRE STATION #11 (Comm. Room) 11005 DAVIS RD.   | MIDLOTHIAN, TX 76065 |
| <b>9</b>  | MIDLOTHIAN CONFERENCE CTR (Lobby) 1 COMMUNITY CIRCLE DR       | MIDLOTHIAN, TX 76065 |
| <b>10</b> | MOUNTAIN PEAK COMMUNITY CHURCH (Sanctuary) 751 W. FM 875      | MIDLOTHIAN, TX 76065 |
| <b>11</b> | MILFORD SENIOR CITIZEN CTR (Main Rm) 109 S. MAIN ST           | MILFORD, TX 76670    |
| <b>12</b> | OVILLA CITY HALL (Council Chamber Rm) 105 S COCKRELL HILL RD  | OVILLA, TX 75154     |
| <b>13</b> | PALMER ISD ANNEX BUILDING (Portable Bldg) 303 BULLDOG WAY     | PALMER, TX 75152     |
| <b>14</b> | GRACE COVENANT CHURCH (Dining Hall) 212 N MAIN ST             | RED OAK, TX 75154    |
| <b>15</b> | RED OAK MUNICIPAL CENTER (Room A) 200 LAKEVIEW PKWY           | RED OAK, TX 75154    |
| <b>16</b> | ELLIS COUNTY WOMANS BUILDING (Davis Hall) 407 W JEFFERSON ST. | WAXAHACHIE, TX 75165 |
| <b>17</b> | KNIGHTS OF COLUMBUS (Main Room) 325 BROADHEAD RD.             | WAXAHACHIE, TX 75165 |
| <b>18</b> | MARVIN BIOMEDICAL ACADEMY (Gym) 110 BROWN STREET              | WAXAHACHIE, TX 75165 |

Revised (Revisado) 3/1/2026

**Estimated Cost for May 2, 2026  
Joint General and Special Elections  
with 22 Political Subdivisions**

Item	Estimated Total Invoiced Cost of Election
<b>Election Day Locations</b>	<b>18</b>
<b>Early voting Locations</b>	<b>10</b>
<b>Election Systems &amp; Software (ES&amp;S) Ballots Cost</b>	<b>\$4,800</b>
<b>Election Systems &amp; Software (ES&amp;S) Ballot Layout Charges</b>	<b>\$6,900</b>
<b>Election Systems &amp; Software (ES&amp;S) Ballot Audio Charges</b>	<b>\$10,900</b>
<b>Election Systems &amp; Software (ES&amp;S) Electronic Voting system programming and media</b>	<b>\$16,600</b>
<b>Election Systems &amp; Software (ES&amp;S) Election Day Support</b>	<b>\$5,675</b>
<b>Election Systems &amp; Software (ES&amp;S) Absentee, Testing and Coding Ballots</b>	<b>\$2,100</b>
<b>Next Election Services for vendor integration with ePollbooks</b>	<b>\$3,275</b>
<b>Newspaper Public Notice of Joint Election</b>	<b>\$4,500</b>
<b>Precinct Kits for Early Voting and Election Day: Labels, paper, envelopes, supplies, pens, seals, tape, location packets, and training packets, signs for posting, rental of security carts, curbside carts, alert systems, tables, and any items of state required information at polling place.</b>	<b>\$6,300</b>
<b>Lease of County voting equipment DS200 Machines</b>	<b>\$11,935</b>
<b>Lease of County voting equipment DS450 Machine for Absentee ballots</b>	<b>\$2,435</b>
<b>Lease of County voting equipment ExpressVote Terminal Marking Device (ADA)</b>	<b>\$27,200</b>
<b>Movers Transportation of Voting Equipment Early Voting and Election Day locations Dropped off and picked up after election</b>	<b>\$5,200</b>
<b>Required Live Streaming Service during Ballot Board and Central Counting Station processes 24/7</b>	<b>\$5,924</b>
<b>Rental of facilities for equipment storage and transportation</b>	<b>\$4,200</b>
<b>Voting Places Rental Charges</b>	<b>\$6,850</b>
<b>Election Day # of Poll workers</b>	
<b>Election Day: Judges at \$14, Alternate Judges at \$13, Clerks at \$12 Polling Location on Election day poll workers, hours on ED, training class, setup, Judge pickup fees \$25</b>	<b>\$16,000</b>
<b>Early voting # of Poll workers</b>	
<b>Early Voting: Head Clerks at \$14, Clerks at \$12 at Early Voting Locations Poll Workers hours, overtime hours, training class, setup, Judge pickup fees \$25, Fica, Medicare</b>	<b>\$27,000</b>
<b>Absentee Mail Ballots Request</b>	<b>900</b>
<b>Cost for Early Voting mail Ballots for postage and materials for each for ballot mailed</b>	<b>\$4,010</b>
<b>Early Voting Ballot Board and Central Counting Station Workers</b>	<b>\$600</b>
<b>WiFi for Early voting and Election Day Laptops</b>	<b>\$1,596</b>
<b>Additional Office Personnel to assist before/during/after the Election and technicians for Early Voting and Election Day, Election employee accrual overtime hours, and post hand count workers.</b>	<b>\$12,000</b>
<b>Technicians Mileage for Early Voting and Election Day Support at polling sites</b>	<b>\$855</b>
<b>Estimated Total of Election Expenses</b>	<b>\$186,855</b>
<b>Estimated Cost for Election Services Contract 10% Admin Fee</b>	<b>\$18,685</b>
<b>Estimated Total Cost for Political Subdivisions for Joint Election</b>	<b>\$205,540</b>

<b>Political Subdivisions estimated cost of contracting with the Elections Department for May 2, 2026 Joint Election (Estimated Cost After Cancellations)</b>			
<b>ENTITY</b>	<b>2/2026.</b>	<b>Estimated Cost</b>	<b>80% Deposit</b>
ALMA CITY	275	\$4,500	\$3,600
BLUEBONNET MMD NO. 1	1	\$4,500	\$3,600
CEDAR HILL CITY	654	\$4,500	\$3,600
EMERGENCY SERVICE DIST. NO. 1	5,091	\$9,300	\$7,440
ENNIS CITY	8,415	\$12,200	\$9,760
ENNIS ISD	18,295	\$13,800	\$11,040
FERRIS ISD	7,288	\$10,800	\$8,640
GARRETT CITY	306	\$4,500	\$3,600
GRAND PRAIRIE CITY	1,343	\$6,325	\$5,060
ITALY CITY	1,276	\$6,200	\$4,960
ITALY ISD	2,159	\$7,400	\$5,920
MAYPEARL ISD	5,091	\$9,300	\$7,440
MIDLOTHIAN ISD	44,812	\$21,450	\$17,160
MILFORD ISD	945	\$4,500	\$3,600
OAK LEAF CITY	1,279	\$6,200	\$4,960
OVILLA CITY	3,458	\$8,200	\$6,560
PALMER CITY	1,584	\$6,650	\$5,320
RED OAK ISD	25,637	\$16,200	\$12,960
SOMERSET VILLAGE MMD	1	\$4,500	\$3,600
VENUS CITY	580	\$4,500	\$3,600
WAXAHACHIE CITY	32,029	\$18,400	\$14,720
WAXAHACHIE ISD	44,340	\$21,300	\$17,040

**The following Political Subdivisions will be having an Election on May 2, 2026. Entities will be contracting with the Election's Department to conduct their Election.**

City of Alma General Election for the purpose of electing three At-Large Council Members – Vote for 3  
 City of Cedar Hill General Election for the purpose of electing At-Large Council Member Places 2 & 6  
 City of Ennis General Election for the purpose of electing Mayor Pro Tem, Commissioners Ward 2 & 4  
 City of Garrett General Election for the purpose of electing three At-Large Council Members – Vote for 3  
 City of Grand Prairie General Election for the purpose of electing At-Large Council Member Place 7  
 City of Grand Prairie Bond Election voting to adopt or reject three proposed proposition  
 City of Italy General Election for the purpose of electing three At-Large Council Members – Vote for 3  
 City of Oak Leaf Special Election voting to adopt or reject one proposed proposition  
 City of Ovilla General Election for the purpose of electing three At-Large Council Members Places 1, 3 & 5  
 City of Palmer General Election for the purpose of electing three At-Large Council Members – Vote for 3  
 City of Palmer Special Election to Fill a Vacancy of electing two At-Large Council Member – Vote for 2 –Unexpired Term  
 City of Venus General Election for the purpose of electing three At-Large Council Members Places 3, 4 & 5  
 City of Venus Special Election voting to adopt or reject one proposed proposition  
 City of Waxahachie General Election for the purpose of electing three At-Large Council Members Places 1, 2 & 3  
 City of Waxahachie Special Charter Amendment Election voting to adopt or reject two proposed propositions  
 Ennis ISD General Election for the purpose of electing At-Large Member of Board of Trustees Places 1 & 2  
 Ferris ISD General Election for the purpose of electing At-Large Member of Board of Trustees Places 6 & 7  
 Italy ISD General Election for the purpose of electing two At-Large Member of Board of Trustees – Vote for 2  
 Maypearl ISD General Election for the purpose of electing two At-Large Member of Board of Trustees – Vote for 2  
 Maypearl ISD Special Election to Fill a Vacancy of electing one At-Large Council Member – Vote for 1 – Unexpired Term  
 Midlothian ISD General Election for the purpose of electing At-Large Member of Board of Trustees Places 6 & 7  
 Milford ISD General Election for the purpose of electing two At-Large Member of Board of Trustees – Vote for 2  
 Red Oak ISD General Election for the purpose of electing At-Large Member of Board of Trustees Places 3, 4 & 5  
 Waxahachie ISD General Election for the purpose of electing At-Large Member of Board of Trustees Places 1 & 2  
 Ellis County Emergency Services District No. 1 Election to Adopt a Local Sales and Use Tax within the District  
 Bluebonnet Municipal Management District No. 1, Confirmation And Directors Election, Utility Bond Election, Utility Refunding Bond Election, Road Bond Election, Road Refunding Bond Election, And Maintenance Tax Election  
 Somerset Village Municipal Management District of Ellis County, Confirmation Election, Directors Election, Bond Elections, and Operation and Maintenance Tax Elections

**Informational purposes. List is pending deadlines for any special election to fill a vacancy. Subject to changes as of 2/27/26**

**Waxahachie Independent School District  
BOARD OF TRUSTEES**

**Date:** March 23, 2026 **Presented By:** Ryan Kahlden

**Subject:** ARMKO Consulting Agreement **Related Page(s)** 6

**Consent  
Agenda Item**

**EXECUTIVE SUMMARY:**

The administration is seeking approval of an agreement with ARMKO, LLC for purposes of reviewing all district facilities for damages from the 2025 severe weather event and potentially filing an insurance claim as a result of these damages. ARMKO would be compensated by our insurance carrier as a professional services fee based on the cost of work to repair/replace damaged roofs as a result of this claim.

**ATTACHMENT:**

Proposal from ARMKO, LLC

		<b>BOARD PRIORITY GOALS</b>
	<b>Priority #1</b>	<b>Student Growth</b>
	<b>Priority #2</b>	<b>Honor and Support Staff</b>
	<b>Priority #3</b>	<b>Community and Stakeholder Relationships</b>
X	<b>Priority #4</b>	<b>Financial Integrity</b>

**RECOMMENDATION:**

Approve engagement of ARMKO, LLC for purposes of assessing district facilities for potential damages as a result of severe weather and potentially filing an insurance claim to remedy.



**OWNER: WAXAHACHIE INDEPENDENT SCHOOL DISTRICT**

**PROJECT: 2026 STORM DAMAGE VARIOUS FACILITIES**  
Waxahachie, TX 75165

1320 SPINKS ROAD  
FLOWER MOUND, TX 75028  
972.874.1388 o / 972.874.1391 f  
www.armko.com  
Texas Registered Architectural Firm #BR369  
Texas Registered Engineering Firm #F-006498

**AGREEMENT FOR CONSULTING SERVICES  
FOR HAIL AND STORM EVENTS**

AGREEMENT MADE this 9th day of February, 2026, between Waxahachie Independent School District (hereinafter referred to as the "Client") and Armko, LLC (hereinafter referred to as Armko); in consideration of the mutual promises herein contained, the parties hereto agree as follows:

**DESCRIPTION OF WORK**

It is the desire of the Client to engage the services of Armko to perform Building Envelope Consulting Services specifically requested by the Client.

Armko shall perform these services for the Client as an independent consultant and not as an employee.

**AGREEMENT FOR CONSULTING SERVICES FOR HAIL AND STORM EVENTS  
WAXAHACHIE INDEPENDENT SCHOOL DISTRICT  
2026 MULTIPLE FACILITIES STORM DAMAGE**

**SCHEDULE A – SERVICES**

CONSTRUCTION DOCUMENTS – PHASE 1

- A. Perform building evaluation to identify areas of concern for the existing conditions.
- B. Establish agreed upon Scope of Work
- C. Prepare construction documents per the Scope of Work
  - 1. Roofing Specifications
  - 2. Roof Plans
  - 3. Roof Details, including unusual and difficult transitions between walls and roof elements
- D. Compile Bid Package to include:
  - 1. General Requirements, if required
  - 2. Product Specifications
  - 3. Roof Plans
  - 4. Roof Details, including unusual and difficult transitions between walls and roof elements
- E. Provide distribution of Bid Package.

BIDDING – PHASE 2

- A. Assist in notification to the construction community.
- B. Assist at pre-proposal and/or proposal conference.
- C. Assist with bid questions, clarifications, and addenda.
- D. Provide technical assistance during the bidding/negotiation procedure, upon request.

CONSTRUCTION ADMINISTRATION – PHASE 3

- A. Perform submittal review.
- B. Assist at and/or conduct pre-construction and pre-installation meetings.
- C. Provide major phase site presence with construction observations (two hours per week maximum).
- D. Provide observation reports of each site visit to Owner, including photographs.
- E. Respond to contractor questions (RFIs).
- F. Review monthly and final progress payment applications.
- G. Provide final observations.

**Total for Schedule A: 7.5 % of Roofing Construction Contract.**

**ADDITIONAL ON-SITE OBSERVATIONS**

Additional visits over and above the two hour weekly on-site observations as described in Schedule A shall be \$250.00 per hour, portal to portal, incurred only upon Client's written request.

**REIMBURSABLE EXPENSES**

Reimbursable expenses are in addition to compensation for Basic and Additional Services and only include expenses incurred by Armko employees and consultants in the interest of the Project, as identified in the following clauses. Reimbursable expenses shall be itemized and presented monthly by Armko to the Client, for payment upon approval by the Client's authorized representative. Reimbursable expenses shall be billed by Armko at Armko's actual costs, without mark-up, unless rates are specified below. Unless prior approval is provided by the Client, reimbursement shall be paid to Armko only for the following:

- i. Copies and reproduction of construction documents and drawings and specifications at Armko's actual cost.
- ii. Fees advanced for securing approval of authorities having jurisdiction over this Project at costs incurred by Armko.
- iii. Reimbursement for travel, lodging, and meals authorized in advance by the Client.
- iv. Advertising/solicitations for bids at actual cost incurred by Armko.

**AGREEMENT FOR CONSULTING SERVICES FOR HAIL AND STORM EVENTS  
WAXAHACHIE INDEPENDENT SCHOOL DISTRICT  
2026 MULTIPLE FACILITIES STORM DAMAGE**

**TERMS**

Phases 1-2 for **Schedule A** will be invoiced at the completion of each Phase. Balance due for Phase 3-Construction Administration will be invoiced in monthly increments until completion of project, based on percentage of construction completed.

Phase 1 – Construction Documents	85%
Phase 2 – Bidding	5%
Phase 3 – Construction Administration	10%

Armko shall receive payment within thirty (30) days after receipt of invoice by Client according to the payment schedule above. Armko's provision of its services hereunder shall be within its discretion, as shall the hours and days to be worked.

**LIMITATION OF LIABILITY/WARRANTIES**

Client agrees that Armko shall provide only the services set out herein and that Armko makes no warranties, express or implied, with respect to the products it may recommend to their fitness for a particular purpose. Client agrees to look solely to the warranties made by the contractor and/or manufacturer of said products, including, without limitation, consequential damages arising out of the use of said product.

Any language, term or condition of this agreement to the contrary notwithstanding, Armko makes no express or implied warranties, including warranties of merchantability or fitness for any purpose, regarding Armko's service, which warranties are expressly disclaimed.

To the fullest extent permitted by law, and not withstanding any other provision of this Agreement, the total liability in the aggregate, of Armko and Armko's officers, directors, partners, employees and sub-consultants, and any of them, to the Client and anyone claiming by and through the Client, for any and all claims, losses, costs or damages, including attorney's fees and costs and expert witness fees and costs of any nature whatsoever or claims expenses resulting from or in any way related to the Project or the Agreement from any cause or causes shall not exceed the actual total of any applicable, available, remaining and/or available insurance policy limits which pertain to any claim made. It is intended that this limitation apply to any and all liability or cause of action however alleged or arising, unless otherwise prohibited by law.

Armko shall neither have control over or charge of, nor be responsible for, the construction means, methods, techniques, sequences or procedures, or the safety precautions and programs in connection with the project, since these are solely the contractor's rights and responsibilities.

**CHOICE OF LAW/VENUE**

This agreement shall be governed by and construed in accordance with the laws of the State of Texas and is performable in Ellis County, Texas.

**CANCELLATION**

Either party hereto may cancel this agreement in writing upon thirty (30) days written notice. The contract shall thereafter terminate 30 days after the postmark date of said notice. Nothing contained herein shall relieve either party from performing hereunder during said thirty (30) day period. Payment for all services performed prior to the termination date shall be due within five (5) days after said termination date, unless earlier payment is required under any other provision of this agreement.

**AGREEMENT FOR CONSULTING SERVICES FOR HAIL AND STORM EVENTS  
WAXAHACHIE INDEPENDENT SCHOOL DISTRICT  
2026 MULTIPLE FACILITIES STORM DAMAGE**

**ANTI-BOYCOTT and ANTI-TERRORIST PROVISIONS**

In accordance with Chapter 2271, Texas Government Code, a governmental entity may not enter into a contract with a company for goods or services unless the contract contains a written verification from the company that it: (1) does not boycott Israel; and (2) will not boycott Israel during the term of the contract.

Chapter 2275, Texas Government Code does not allow a governmental entity to contract with a company that does business with Iran, Sudan, or a foreign terrorist organization on a list prepared by the Texas Comptroller.

The signatory executing this contract on behalf of the company verifies that the company does not boycott Israel, will not boycott Israel during the term of this contract, and that it does not contract with a prohibited entity listed by the Texas Comptroller.

**ENTIRE AGREEMENT**

This agreement supersedes any and all other agreements, either oral or in writing, between the parties hereto with respect to the services to be rendered to the client by Armko and contains all of the covenants and agreements between the parties with respect to such transaction in any matter whatsoever.

**REGISTERED FIRM**

Armko is a registered architectural and engineering firm. The Texas Board of Architectural Examiners<sup>[1]</sup> has jurisdiction over complaints regarding the professional practices of persons registered as architects in Texas. The Texas Board of Professional Engineers<sup>[2]</sup> has jurisdiction over complaints regarding the professional practices of persons registered as engineers in Texas.

<sup>[1]</sup> Texas Board of Architectural Examiners, 333 Guadalupe, Suite 2-350, Austin, TX 78701, (512) 305-9000.

<sup>[2]</sup> Texas Board of Professional Engineers, 1917 IH-35 South, Austin, TX 78741, (512) 440-7723.


**AGREEMENT FOR CONSULTING SERVICES FOR HAIL AND STORM EVENTS  
WAXAHACHIE INDEPENDENT SCHOOL DISTRICT  
2026 MULTIPLE FACILITIES STORM DAMAGE**

**SIGNATURE PAGE**

**WAXAHACHIE ISD**  
411 N. Gibson Street  
Waxahachie, TX 75165


**ARMKO, LLC**  
1320 Spinks Road  
Flower Mound, TX 75028

\_\_\_\_\_  
Signature  
\_\_\_\_\_  
Print Name  
\_\_\_\_\_  
Title  
\_\_\_\_\_  
Date

  
\_\_\_\_\_  
Signature  
Greg Carroll, IIBEC  
\_\_\_\_\_  
Print Name  
Roofing & Building Envelope Consultant  
\_\_\_\_\_  
Title  
February 9, 2026  
\_\_\_\_\_  
Date

**ARMKO PROPOSAL CERTIFICATION**

This is to hereby certify that this Agreement has been reviewed by me and is acceptable for presentation to the above client for execution.

  
\_\_\_\_\_  
Signature  
Josh C. Brown, AIA  
\_\_\_\_\_  
Print Name  
Chief Executive Officer  
\_\_\_\_\_  
Title  
February 9, 2026  
\_\_\_\_\_  
Date

# CERTIFICATE OF INTERESTED PARTIES

FORM 1295

1 of 1

Complete Nos. 1 - 4 and 6 if there are interested parties.  
Complete Nos. 1, 2, 3, 5, and 6 if there are no interested parties.

## OFFICE USE ONLY CERTIFICATION OF FILING

Certificate Number:  
2026-1412068

Date Filed:  
01/23/2026

Date Acknowledged:

**1 Name of business entity filing form, and the city, state and country of the business entity's place of business.**  
Armko LLC  
Flower Mound, TX United States

**2 Name of governmental entity or state agency that is a party to the contract for which the form is being filed.**  
Waxahachie ISD

**3 Provide the identification number used by the governmental entity or state agency to track or identify the contract, and provide a description of the services, goods, or other property to be provided under the contract.**  
26-1022-49  
A/E Consulting Services for 2026 MUTLIPLIE FACILITIES STORM DAMAGE

4	Name of Interested Party	City, State, Country (place of business)	Nature of interest (check applicable)	
			Controlling	Intermediary
	Brown, Joshua C.	Flower Mound, TX United States	X	
	Stringer, Jr., Henry Ray	Flower Mound, TX United States	X	

**5 Check only if there is NO Interested Party.**

**6 UNSWORN DECLARATION**

My name is Joshua C. Brown, and my date of birth is 5/11/1980.

My address is 1320 Spinks Road, Flower Mound, TX, 75028, USA.  
(city) (state) (zip code) (country)

I declare under penalty of perjury that the foregoing is true and correct.

Executed in Denton County, State of TX, on the 23rd day of January, 2026.  
(month) (year)

J.C.B.  
Signature of authorized agent of contracting business entity (Declarant)

**Waxahachie Independent School District  
BOARD OF TRUSTEES**

**Date:** March 23, 2026      **Presented By:** Ryan Kahlden

**Subject:** FM 878 Land Purchase      **Related Page(s)** None



**EXECUTIVE SUMMARY:**

The administration is seeking to purchase approximately 110 acres of land (Ellis County parcel ID: 199668) to be utilized as a potential site for educational facilities at a price of \$35,000 per acre – a total cost of \$3,850,000. The administration is also seeking to have authority to execute all documents granted to the Board President.

		BOARD PRIORITY GOALS
	<b>Priority #1</b>	<b>Student Growth</b>
	<b>Priority #2</b>	<b>Honor and Support Staff</b>
	<b>Priority #3</b>	<b>Community and Stakeholder Relationships</b>
X	<b>Priority #4</b>	<b>Financial Integrity</b>

**RECOMMENDATION:**

Approve purchase of 110 acres of land on FM 878 for future instructional site(s) at a cost of \$35,000 per acre, \$3,850,000 and authorize the Board President to execute all documents.



FARM AND RANCH CONTRACT

NOTICE: Designated For Use In Sales Of Existing Farms Or Ranches Of Any Size. Not For Use In Complex Transactions.



- 1. PARTIES: The parties to this contract are Mohan Real Estate, LLC (Seller) and Waxahachie ISD (Buyer). Seller agrees to sell and convey to Buyer and Buyer agrees to buy from Seller the Property defined below.
2. PROPERTY: The land, improvements, accessories and crops except for the exclusions and reservations, are collectively referred to as the Property (Property).
A. LAND: The land situated in the County (or Counties) of Ellis

Texas, described as follows: 110 + acres out of a larger 119.147 acre tract out of the W.C. Calder Survey, Abstract #235 - ECAD Property ID # 199668

or as described on attached exhibit, also known as TBD FM 878, Waxahachie, TX 75165 (address/zip code), together with all rights, privileges, and appurtenances pertaining thereto.

- B. IMPROVEMENTS:
(1) FARM and RANCH IMPROVEMENTS: The following permanently installed and built-in items, if any: windmills, tanks, barns, pens, fences, gates, sheds, outbuildings, and corrals.
(2) RESIDENTIAL IMPROVEMENTS: Any houses, garages, and all other fixtures and improvements attached to the above-described real property, including without limitation, the following permanently installed and built-in items, if any: all equipment and appliances, valances, screens, shutters, awnings, wall-to-wall carpeting, mirrors, ceiling fans, attic fans, mail boxes, television antennas, mounts and brackets for televisions and speakers, heating and air-conditioning units, security and fire detection equipment, wiring, plumbing and lighting fixtures, chandeliers, water softener system, kitchen equipment, garage door openers, cleaning equipment, shrubbery, landscaping, outdoor cooking equipment, and all other property attached to the above described real property.

- C. ACCESSORIES:
(1) FARM AND RANCH ACCESSORIES: The following described related accessories: (check boxes of conveyed accessories) [ ] portable buildings [ ] hunting blinds [ ] game feeders [ ] livestock feeders and troughs [ ] irrigation equipment [ ] fuel tanks [ ] submersible pumps [ ] pressure tanks [ ] corrals [ ] gates [ ] chutes [ ] other:

- (2) RESIDENTIAL ACCESSORIES: The following described related accessories, if any: window air conditioning units, stove, fireplace screens, curtains and rods, blinds, window shades, draperies and rods, door keys, mailbox keys, above ground pool, swimming pool equipment and maintenance accessories, artificial fireplace logs, security systems that are not fixtures, and controls for: (i) garage doors, (ii) entry gates, and (iii) other improvements and accessories. "Controls" includes Seller's transferable rights to the (i) software and applications used to access and control improvements or accessories, and (ii) hardware used solely to control improvements or accessories.

- D. CROPS: Unless otherwise agreed in writing, Seller has the right to harvest all growing crops until delivery of possession of the Property.
E. EXCLUSIONS: The following improvements, accessories, and crops will be retained by Seller and must be removed prior to delivery of possession:

- F. RESERVATIONS: Any reservation for oil, gas, or other minerals, water, timber, or other interests is made in accordance with an attached addendum.

- 3. SALES PRICE:
A. Cash portion of Sales Price payable by Buyer at closing \$ 3,850,000.00
The term "Cash portion of the Sales Price" does not include proceeds from borrowing of any kind or selling other real property except as disclosed in this contract.
B. Sum of all financing described in the attached: [ ] Third Party Financing Addendum, [ ] Loan Assumption Addendum, [ ] Seller Financing Addendum. \$
C. Sales Price (Sum of A and B) \$ 3,850,000.00
D. The Sales Price [X] will [ ] will not be adjusted based on the survey required by Paragraph 6C. If the Sales Price is adjusted, the Sales Price will be adjusted based on the difference between 110 acres and the acreage set forth in the survey required by Paragraph 6C. The difference in acreage (either increased or decreased) shall be multiplied by the sum of \$ 35,000.00 per acre and either added to or subtracted from the Sales Price stated in Paragraph 3C. If the Sales Price is adjusted by more than 10%, either party may terminate this contract by providing written notice to the other party within 5 days after the terminating party receives the survey. If neither party terminates this contract or if the variance is 10% or less, the adjustment will be made to the amount in [ ] 3A [ ] 3B [ ] proportionately to 3A and 3B.

- 4. LEASES: Except as disclosed in this contract, Seller is not aware of any leases affecting the Property. After the Effective Date, Seller may not, without Buyer's written consent, create a new lease, amend any existing lease, or convey any interest in the Property. (Check all applicable boxes)
[ ] A. RESIDENTIAL LEASES: The Property is subject to one or more residential leases and the Addendum Regarding Residential Leases is attached to this contract.

(Address of Property)

- B. FIXTURE LEASES: Fixtures on the Property are subject to one or more fixture leases (for example, solar panels, propane tanks, water softener, security system) and the Addendum Regarding Fixture Leases is attached to this contract.
- C. NATURAL RESOURCE LEASES: "Natural Resource Lease" means an existing oil and gas, mineral, geothermal, water, or other natural resource lease affecting the Property to which Seller is a party.
  - (1) Seller has delivered to Buyer a copy of all the Natural Resource Leases.
  - (2) Seller has not delivered to Buyer a copy of all the Natural Resource Leases. Seller shall provide to Buyer a copy of all the Natural Resource Leases within 3 days after the Effective Date. Buyer may terminate the contract within 10 days after the date the Buyer receives all the Natural Resource Leases and the earnest money shall be refunded to Buyer.
- D. SURFACE LEASES: "Surface Lease" means an existing lease for the surface only of the Property (for example, grazing leases, hunting leases, agricultural leases, recreational leases, wind leases, solar leases, timber or forestry leases). (Check all applicable boxes)
  - (1) Seller has delivered to Buyer a copy of all written Surface Leases.
  - (2) Seller provides Buyer with notice of the following oral Surface Lease(s), identifying the type of lease, name of the tenant(s), rental amount, and term: \_\_\_\_\_
  - (3) Seller has not delivered to Buyer all Surface Leases (whether written or oral). Seller shall provide to Buyer a copy of all the written Surface Leases and notice of all oral Surface Leases, identifying the type of lease, the name of the tenant(s), rental amount, and term, within 3 days after the Effective Date. Buyer may terminate the contract within 10 days after the date the Buyer receives all the Surface Leases and the earnest money shall be refunded to Buyer.

**5. EARNEST MONEY AND TERMINATION OPTION:**

- A. DELIVERY OF EARNEST MONEY AND OPTION FEE: Within 3 days after the Effective Date, Buyer must deliver to Ellis County Title (Escrow Agent) at 1340 W. Hwy. 287 Bypass, #100, Waxahachie, TX 75165 (address): \$ 35,000.00 as earnest money and \$ 100.00 as the Option Fee. The earnest money and Option Fee shall be made payable to escrow agent and may be paid separately or combined in a single payment.
  - (1) Buyer shall deliver additional earnest money of \$ \_\_\_\_\_ to Escrow Agent within \_\_\_\_\_ days after the Effective Date of this contract.
  - (2) If the last day to deliver the earnest money, Option Fee, or the additional earnest money falls on a Saturday, Sunday, or legal holiday, the time to deliver the earnest money, Option Fee, or the additional earnest money, as applicable, is extended until the end of the next day that is not a Saturday, Sunday, or legal holiday.
  - (3) The amount(s) Escrow Agent receives under this paragraph shall be applied first to the Option Fee, then to the earnest money, and then to the additional earnest money.
  - (4) Buyer authorizes Escrow Agent to release and deliver the Option Fee to Seller at any time without further notice to or consent from Buyer, and releases Escrow Agent from liability for delivery of the Option Fee to Seller. The Option Fee will be credited to the Sales Price at closing.
- B. TERMINATION OPTION: For nominal consideration, the receipt of which Seller acknowledges, and Buyer's agreement to pay the Option Fee within the time required, Seller grants Buyer the unrestricted right to terminate this contract by giving notice of termination to Seller within 45 days after the Effective Date of this contract (Option Period). Notices under this paragraph must be given by 5:00 p.m. (local time where the Property is located) by the date specified. If Buyer gives notice of termination within the time prescribed: (i) the Option Fee will not be refunded and Escrow Agent shall release any Option Fee remaining with Escrow Agent to Seller; and (ii) any earnest money will be refunded to Buyer.
- C. FAILURE TO TIMELY DELIVER EARNEST MONEY: If Buyer fails to deliver the earnest money within the time required, Seller may terminate this contract or exercise Seller's remedies under Paragraph 15, or both, by providing notice to Buyer before Buyer delivers the earnest money.
- D. FAILURE TO TIMELY DELIVER OPTION FEE: If no dollar amount is stated as the Option Fee or if Buyer fails to deliver the Option Fee within the time required, Buyer shall not have the unrestricted right to terminate this contract under this Paragraph 5.
- E. TIME: **Time is of the essence for this paragraph and strict compliance with the time for performance is required.**

**6. TITLE POLICY AND SURVEY:**

- A. TITLE POLICY: Seller shall furnish to Buyer at  Seller's  Buyer's expense an owner policy of title insurance (Title Policy) issued by: Ellis County Title (Title Company) in the amount of the Sales Price, dated at or after closing, insuring Buyer against loss under the provisions of the Title Policy, subject to the promulgated exclusions (including existing building and zoning ordinances) and the following exceptions:
  - (1) The standard printed exception for standby fees, taxes and assessments.
  - (2) Liens created as part of the financing described in Paragraph 3.
  - (3) Reservations or exceptions otherwise permitted by this contract or as may be approved by Buyer in writing.

407

Initialed for identification by Buyer \_\_\_\_\_ and Seller \_\_\_\_\_

TREC NO. 25-16

(Address of Property)

- (4) The standard printed exception as to marital rights.
- (5) The standard printed exception as to waters, tidelands, beaches, streams, and related matters.
- (6) The standard printed exception as to discrepancies, conflicts, shortages in area or boundary lines, encroachments or protrusions, or overlapping improvements:
- (i) will not be amended or deleted from the title policy; or
- (ii) will be amended to read, "shortages in area" at the expense of  Buyer  Seller.
- (7) The exception or exclusion regarding minerals approved by the Texas Department of Insurance.

B. COMMITMENT: Within 20 days after the Title Company receives a copy of this contract, Seller shall furnish to Buyer a commitment for title insurance (Commitment) and, at Buyer's expense, legible copies of restrictive covenants and documents evidencing exceptions in the Commitment (Exception Documents) other than the standard printed exceptions. Seller authorizes the Title Company to deliver the Commitment and Exception Documents to Buyer at Buyer's address shown in Paragraph 21. If the Commitment and Exception Documents are not delivered to Buyer within the specified time, the time for delivery will be automatically extended up to 15 days or 3 days before the Closing Date, whichever is earlier. If the Commitment and Exception Documents are not delivered within the time required, Buyer may terminate this contract and the earnest money will be refunded to Buyer.

C. SURVEY: The survey must be made by a registered professional land survey or acceptable to the Title Company and Buyer's lender(s). (Check one box only):

- (1) Within \_\_\_\_\_ days after the Effective Date of this contract, Seller shall furnish to Buyer and Title Company Seller's existing survey of the Property and a Residential Real Property Affidavit or Declaration promulgated by the Texas Department of Insurance (T-47 Affidavit or T-47.1 Declaration). Buyer shall obtain a new survey at Seller's expense no later than 3 days prior to Closing Date if Seller fails to furnish within the time prescribed both the: (i) existing survey; and (ii) affidavit or declaration. If the Title Company or Buyer's lender does not accept the existing survey, or the affidavit or declaration, Buyer shall obtain a new survey at  Seller's  Buyer's expense no later than 3 days prior to Closing Date.
- (2) Within \_\_\_\_\_ days after the Effective Date of this contract, Buyer may obtain a new survey at Buyer's expense. Buyer is deemed to receive the survey on the date of actual receipt or the date specified in this paragraph, whichever is earlier. If Buyer fails to obtain the survey, Buyer may not terminate the contract under Paragraph 2B of the Third Party Financing Addendum because the survey was not obtained.
- (3) Within 30 days after the Effective Date of this contract, Seller, at Seller's expense shall furnish a new survey to Buyer.
- (4) No survey is required.

D. OBJECTIONS: Buyer may object in writing to (i) defects, exceptions, or encumbrances to title disclosed on the survey other than items 6A(1) through (5) above; or disclosed in the Commitment other than items 6A(1) through (7) above; (ii) any portion of the Property lying in a special flood hazard area (Zone V or A) as shown on the current Federal Emergency Management Agency map; or (iii) any exceptions which prohibit the following use or activity: future school site for WISD

Buyer must object the earlier of (i) the Closing Date or (ii) 10 days after Buyer receives the Commitment, Exception Documents, and the survey. Buyer's failure to object within the time allowed will constitute a waiver of Buyer's right to object; except that the requirements in Schedule C of the Commitment are not waived by Buyer. Provided Seller is not obligated to incur any expense, Seller shall cure any timely objections of Buyer or any third party lender within 15 days after Seller receives the objections (Cure Period) and the Closing Date will be extended as necessary. If objections are not cured within the Cure Period, Buyer may, by delivering notice to Seller within 5 days after the end of the Cure Period: (i) terminate this contract and the earnest money will be refunded to Buyer; or (ii) waive the objections. If Buyer does not terminate within the time required, Buyer shall be deemed to have waived the objections. If the Commitment or survey is revised or any new Exception Document(s) is delivered, Buyer may object to any new matter revealed in the revised Commitment or survey or new Exception Document(s) within the same time stated in this paragraph to make objections beginning when the revised Commitment, survey, or Exception Document(s) is delivered to Buyer.

E. EXCEPTION DOCUMENTS: Prior to the execution of the contract, Seller has provided Buyer with copies of the Exception Documents listed below or on the attached exhibit. Matters reflected in the Exception Documents listed below or on the attached exhibit will be permitted exceptions in the Title Policy and will not be a basis for objection to title:

<u>Document</u>	<u>Date</u>	<u>Recording Reference</u>
_____	_____	_____
_____	_____	_____

F. SURFACE LEASES: The following Surface Leases will be permitted exceptions in the Title Policy and will not be a basis for objection to title: \_\_\_\_\_

G. TITLE NOTICES:

- (1) ABSTRACT OR TITLE POLICY: Broker advises Buyer to have an abstract of title covering the Property examined by an attorney of Buyer's selection, or Buyer should be furnished with or

Initialed for identification by Buyer \_\_\_\_\_ and Seller \_\_\_\_\_

TREC NO. 25-16

(Address of Property)

- obtain a Title Policy. If a Title Policy is furnished, the Commitment should be promptly reviewed by an attorney of Buyer's choice due to the time limitations on Buyer's right to object.
- (2) STATUTORY TAX DISTRICTS: If the Property is situated in a utility or other statutorily created district providing water, sewer, drainage, or flood control facilities and services, Chapter 49, Texas Water Code, requires Seller to deliver and Buyer to sign the statutory notice relating to the tax rate, bonded indebtedness, or standby fee of the district prior to final execution of this contract.
- (3) TIDE WATERS: If the Property abuts the tidally influenced waters of the state, §33.135, Texas Natural Resources Code, requires a notice regarding coastal area property to be included in the contract. An addendum containing the notice promulgated by TREC or required by the parties must be used.
- (4) ANNEXATION: If the Property is located outside the limits of a municipality, Seller notifies Buyer under §5.011, Texas Property Code, that the Property may now or later be included in the extraterritorial jurisdiction of a municipality and may now or later be subject to annexation by the municipality. Each municipality maintains a map that depicts its boundaries and extraterritorial jurisdiction. To determine if the Property is located within a municipality's extraterritorial jurisdiction or is likely to be located within a municipality's extraterritorial jurisdiction, contact all municipalities located in the general proximity of the Property for further information.
- (5) PROPERTY LOCATED IN A CERTIFICATED SERVICE AREA OF A UTILITY SERVICE PROVIDER: Notice required by §13.257, Water Code: The real property, described in Paragraph 2, that you are about to purchase may be located in a certificated water or sewer service area, which is authorized by law to provide water or sewer service to the properties in the certificated area. If your property is located in a certificated area there may be special costs or charges that you will be required to pay before you can receive water or sewer service. There may be a period required to construct lines or other facilities necessary to provide water or sewer service to your property. You are advised to determine if the property is in a certificated area and contact the utility service provider to determine the cost that you will be required to pay and the period, if any, that is required to provide water or sewer service to your property. The undersigned Buyer hereby acknowledges receipt of the foregoing notice at or before the execution of a binding contract for the purchase of the real property described in Paragraph 2 or at closing of purchase of the real property.
- (6) PUBLIC IMPROVEMENT DISTRICTS: If the Property is in a public improvement district, Seller must give Buyer written notice as required by §5.014, Property Code. An addendum containing the required notice shall be attached to this contract.
- (7) TEXAS AGRICULTURAL DEVELOPMENT DISTRICT: The Property  is  is not located in a Texas Agricultural Development District. For additional information contact the Texas Department of Agriculture.
- (8) TRANSFER FEES: If the Property is subject to a private transfer fee obligation, §5.205, Property Code, requires Seller to notify Buyer as follows: The private transfer fee obligation may be governed by Chapter 5, Subchapter G of the Texas Property Code.
- (9) PROPANE GAS SYSTEM SERVICE AREA: If the Property is located in a propane gas system service area owned by a distribution system retailer, Seller must give Buyer written notice as required by §141.010, Texas Utilities Code. An addendum containing the notice approved by TREC or required by the parties should be used.
- (10) NOTICE OF WATER LEVEL FLUCTUATIONS: If the Property adjoins an impoundment of water, including a reservoir or lake, constructed and maintained under Chapter 11, Water Code, that has a storage capacity of at least 5,000 acre-feet at the impoundment's normal operating level, Seller hereby notifies Buyer: "The water level of the impoundment of water adjoining the Property fluctuates for various reasons, including as a result of: (1) an entity lawfully exercising its right to use the water stored in the impoundment; or (2) drought or flood conditions."
- (11) CERTIFICATE OF MOLD REMEDIATION: If the Property has been remediated for mold, Seller must provide to Buyer each certificate of mold damage remediation issued under §1958.154, Occupations Code, during the 5 years preceding the sale of the Property.
- (12) REQUIRED NOTICES: The following notices have been given or are attached to this contract (for example, utility, water, drainage, and public improvement districts): \_\_\_\_\_

\_\_\_\_\_  
Seller's failure to provide applicable statutory notices may provide Buyer with remedies or rights to terminate the contract.

**7. PROPERTY CONDITION:**

A. ACCESS, INSPECTIONS AND UTILITIES: Seller shall permit Buyer and Buyer's agents access to the Property at reasonable times. Buyer may have the Property inspected by inspectors selected by Buyer and licensed by TREC or otherwise permitted by law to make inspections. Any hydrostatic testing must be separately authorized by Seller in writing. Seller at Seller's expense shall immediately cause existing utilities to be turned on and shall keep the utilities on during the time this contract is in effect.

**NOTICE:** Buyer should determine the availability of utilities to the Property suitable to satisfy Buyer's needs.

B. SELLER'S DISCLOSURE NOTICE PURSUANT TO §5.008, TEXAS PROPERTY CODE (Notice):

(Check one box only)

- (1) Buyer has received the Notice
- (2) Buyer has not received the Notice. Within \_\_\_\_\_ days after the Effective Date of this contract, Seller shall deliver the Notice to Buyer. If Buyer does not receive the Notice, Buyer may terminate this contract at any time prior to the closing and the earnest money will be refunded to Buyer. If Seller delivers the Notice, Buyer may terminate this contract for any reason within 7 days after Buyer receives the Notice or prior to the closing, whichever first occurs, and the earnest money will be refunded to Buyer.
- (3) The Texas Property Code does not require this Seller to furnish the Notice.

Initialed for identification by Buyer \_\_\_\_\_ and Seller \_\_\_\_\_

TREC NO. 25-16

(Address of Property)

- C. SELLER'S DISCLOSURE OF LEAD-BASED PAINT AND LEAD-BASED PAINT HAZARDS is required by Federal law for a residential dwelling constructed prior to 1978.
- D. ACCEPTANCE OF PROPERTY CONDITION: "As Is" means the present condition of the Property with any and all defects and without warranty except for the warranties of title and the warranties in this contract. Buyer's agreement to accept the Property As Is under Paragraph 7D(1) or (2) does not preclude Buyer from inspecting the Property under Paragraph 7A, from negotiating repairs or treatments in a subsequent amendment, or from terminating this contract during the Option Period, if any.

(Check one box only)

- (1) Buyer accepts the Property As Is.
- (2) Buyer accepts the Property As Is provided Seller, at Seller's expense, shall complete the following specific repairs and treatments: \_\_\_\_\_

(Do not insert general phrases, such as "subject to inspections," that do not identify specific repairs and treatments.)

- E. COMPLETION OF REPAIRS AND TREATMENTS: Unless otherwise agreed in writing, Seller shall complete all agreed repairs and treatments prior to the Closing Date and obtain any required permits. The repairs and treatments must be performed by persons who are licensed to provide such repairs or treatments or, if no license is required by law, are commercially engaged in the trade of providing such repairs or treatments. Seller shall: (i) provide Buyer with copies of documentation from the repair person(s) showing the scope of work and payment for the work completed; and (ii) at Seller's expense, arrange for the transfer of any transferable warranties with respect to the repairs to Buyer at closing. If Seller fails to complete any agreed repairs prior to the Closing Date, Buyer may exercise remedies under Paragraph 15 or extend the Closing Date up to 5 days if necessary for Seller to complete repairs.
- F. LENDER REQUIRED REPAIRS AND TREATMENTS: Unless otherwise agreed in writing, neither party is obligated to pay for lender required repairs, which includes treatment for wood destroying insects. If the parties do not agree to pay for the lender required repairs or treatments, this contract will terminate and the earnest money will be refunded to Buyer. If the cost of lender required repairs and treatments exceeds 5% of the Sales Price, Buyer may terminate this contract and the earnest money will be refunded to Buyer.
- G. ENVIRONMENTAL MATTERS: Buyer is advised that the presence of wetlands, toxic substances, including asbestos and wastes or other environmental hazards, or the presence of a threatened or endangered species or its habitat may affect Buyer's intended use of the Property. If Buyer is concerned about these matters, an addendum promulgated by TREC or required by the parties should be used.
- H. SELLER'S DISCLOSURE:
  - (1) Seller  is  is not aware of any flooding of the Property which has had a material adverse effect on the use of the Property.
  - (2) Seller  is  is not aware of any pending or threatened litigation, condemnation, or special assessment affecting the Property.
  - (3) Seller  is  is not aware of any environmental hazards that materially and adversely affect the Property.
  - (4) Seller  is  is not aware of any dumpsite, landfill, or underground tanks or containers now or previously located on the Property.
  - (5) Seller  is  is not aware of any wetlands, as defined by federal or state law or regulation, affecting the Property.
  - (6) Seller  is  is not aware of any threatened or endangered species or their habitat affecting the Property.
  - (7) Seller  is  is not aware that the Property is located  wholly  partly in a floodplain.
  - (8) Seller  is  is not aware that a tree or trees located on the Property has oak wilt.
 If Seller is aware of any of the items above, explain (attach additional sheets if necessary): \_\_\_\_\_
- I. RESIDENTIAL SERVICE CONTRACTS: Buyer may purchase a residential service contract from a provider or administrator licensed by the Texas Department of Licensing and Regulation. If Buyer purchases a residential service contract, Seller shall reimburse Buyer at closing for the cost of the residential service contract in an amount not exceeding \$ \_\_\_\_\_. Buyer should review any residential service contract for the scope of coverage, exclusions and limitations. **The purchase of a residential service contract is optional. Similar coverage may be purchased from various companies authorized to do business in Texas.**
- J. GOVERNMENT PROGRAMS: The Property is subject to the government programs listed below or on the attached exhibit: \_\_\_\_\_

Seller shall provide Buyer with copies of all governmental program agreements. Any allocation or proration of payment under governmental programs is made by separate agreement between the parties which will survive closing.

8. BROKERS AND SALES AGENTS:

- A. BROKER OR SALES AGENT DISCLOSURE: Texas law requires a real estate broker or sales agent who is a party to a transaction or acting on behalf of a spouse, parent, child, business entity in which the broker or sales agent owns more than 10%, or a trust for which the broker or sales agent acts as a trustee or of which the broker or sales agent or the broker or sales agent's spouse, parent or child is a beneficiary, to notify the other party in writing before entering into a contract of sale. Disclose if applicable: \_\_\_\_\_
- B. BROKERS' FEES: All obligations of the parties for payment of brokers' fees are contained in separate written agreements.

**9. CLOSING:** (Address of Property)

- A. The closing of the sale will be on or before April 17, 2026, or within 7 days after objections made under Paragraph 6D have been cured or waived, whichever date is later (Closing Date). If either party fails to close the sale by the Closing Date, the non-defaulting party may exercise the remedies contained in Paragraph 15.
- B. At closing:
  - (1) Seller shall execute and deliver a general warranty deed conveying title to the Property to Buyer and showing no additional exceptions to those permitted in Paragraph 6, an assignment of Leases, and furnish tax statements or certificates showing no delinquent taxes on the Property.
  - (2) Buyer shall pay the Sales Price in good funds acceptable to the Escrow Agent.
  - (3) Seller and Buyer shall execute and deliver any notices, statements, certificates, affidavits, releases, loan documents, transfer of any warranties, and other documents reasonably required for the closing of the sale and the issuance of the Title Policy.
  - (4) There will be no liens, assessments, or security interests against the Property which will not be satisfied out of the sales proceeds unless securing the payment of any loans assumed by Buyer and assumed loans will not be in default.
  - (5) Private transfer fees (as defined by Chapter 5, Subchapter G of the Texas Property Code) will be the obligation of Seller unless provided otherwise in this contract. Transfer fees assessed by a property owners' association are governed by the Addendum for Property Subject to Mandatory Membership in a Property Owners Association.

**10. POSSESSION:**

- A. BUYER'S POSSESSION: Seller shall deliver to Buyer possession of the Property in its present or required condition, ordinary wear and tear excepted:  upon closing and funding  according to a temporary residential lease form promulgated by TREC or other written lease required by the parties. Any possession by Buyer prior to closing or by Seller after closing which is not authorized by a written lease will establish a tenancy at sufferance relationship between the parties. **Consult your insurance agent prior to change of ownership and possession because insurance coverage may be limited or terminated. The absence of a written lease or appropriate insurance coverage may expose the parties to economic loss.**
- B. SMART DEVICES: "Smart Device" means a device that connects to the internet to enable remote use, monitoring, and management of: (i) the Property; (ii) items identified in any Non-Realty Items Addendum; or (iii) items in a Fixture Lease assigned to Buyer. At the time Seller delivers possession of the Property to Buyer, Seller shall:
  - (1) deliver to Buyer written information containing all access codes, usernames, passwords, and applications Buyer will need to access, operate, manage, and control the Smart Devices; and
  - (2) terminate and remove all access and connections to the improvements and accessories from any of Seller's personal devices including but not limited to phones and computers.

**11. SPECIAL PROVISIONS:** (This paragraph is intended to be used only for additional informational items. An informational item is a statement that completes a blank in a contract form, discloses factual information, or provides instructions. Real estate brokers and sales agents are prohibited from practicing law and shall not add to, delete, or modify any provision of this contract unless drafted by a party to this contract or a party's attorney.) The property to be conveyed shall have a minimum of 480 ft. of road frontage on FM 878 and shall consist of a minimum of 110 acres.

**12. SETTLEMENT AND OTHER EXPENSES:**

- A. The following expenses must be paid at or prior to closing:
  - (1) Seller shall pay the following expenses (Seller's Expenses):
    - (a) releases of existing liens, including prepayment penalties and recording fees; release of Seller's loan liability; tax statements or certificates; preparation of deed; one-half of escrow fee; brokerage fees that Seller has agreed to pay; and other expenses payable by Seller under this contract;
    - (b) the following amount to be applied to brokerage fees that Buyer has agreed to pay:  \$ \_\_\_\_\_ or  \_\_\_\_\_ % of the Sales Price (check one box only); and
    - (c) an amount not to exceed \$ \_\_\_\_\_ to be applied to other Buyer's Expenses.
  - (2) Buyer shall pay the following expenses (Buyer's Expenses) Appraisal fees; loan application fees; origination charges; credit reports; preparation of loan documents; interest on the notes from date of disbursement to one month prior to dates of first monthly payments; recording fees; copies of easements and restrictions; loan title policy with endorsements required by lender; loan-related inspection fees; photos; amortization schedules; one-half of escrow fee; all prepaid items, including required premiums for flood and hazard insurance, reserve deposits for insurance, ad valorem taxes and special governmental assessments; final compliance inspection; courier fee; repair inspection; underwriting fee; wire transfer fee; expenses incident to any loan; Private Mortgage Insurance Premium (PMI), VA Loan Funding Fee, or FHA Mortgage Insurance Premium (MIP) as required by the lender; brokerage fees that Buyer has agreed to pay; and other expenses payable by Buyer under this contract.
- B. If any expense exceeds an amount expressly stated in this contract for such expense to be paid by a party, that party may terminate this contract unless the other party agrees to pay such excess. Buyer may not pay charges and fees expressly prohibited by FHA, VA, Texas Veterans Land Board or other governmental loan program regulations.

**13. PRORATIONS AND ROLLBACK TAXES:**

- A. PRORATIONS: Taxes for the current year, interest, rents, and regular periodic maintenance fees, assessments, and dues (including prepaid items) will be prorated through the Closing Date. The tax proration may be calculated taking into consideration any change in exemptions that will affect the current year's taxes. If taxes for the current year vary from the amount prorated at closing, the parties shall adjust the prorations when tax statements for the current year are available. If taxes are not paid at or prior to closing, Buyer shall pay taxes for the current year. Rentals which are unknown at time of closing will be prorated between Buyer and Seller when they become known.

Initialed for identification by Buyer \_\_\_\_\_ and Seller \_\_\_\_\_

TREC NO. 25-16

- B. **ROLLBACK TAXES:** If this sale or Buyer's use of the Property after closing results in the assessment of additional taxes, penalties or interest (Assessments) for periods prior to closing, the Assessments will be the obligation of Buyer. If Assessments are imposed because of Seller's use or change in use of the Property prior to closing, the Assessments will be the obligation of Seller. Obligations imposed by this paragraph will survive closing.
- 14. CASUALTY LOSS:** If any part of the Property is damaged or destroyed by fire or other casualty after the Effective Date of this contract, Seller shall restore the Property to its previous condition as soon as reasonably possible, but in any event by the Closing Date. If Seller fails to do so due to factors beyond Seller's control, Buyer may (a) terminate this contract and the earnest money will be refunded to Buyer, (b) extend the time for performance up to 15 days and the Closing Date will be extended as necessary or (c) accept the Property in its damaged condition with an assignment of insurance proceeds, if permitted by Seller's insurance carrier, and receive credit from Seller at closing in the amount of the deductible under the insurance policy. Seller's obligations under this paragraph are independent of any other obligations of Seller under this contract.
- 15. DEFAULT:** If Buyer fails to comply with this contract, Buyer will be in default, and Seller may (a) enforce specific performance, seek such other relief as may be provided by law, or both, or (b) terminate this contract and receive the earnest money as liquidated damages, thereby releasing both parties from this contract. If Seller fails to comply with this contract for any other reason, Seller will be in default and Buyer may (a) enforce specific performance, seek such other relief as may be provided by law, or both, or (b) terminate this contract and receive the earnest money, thereby releasing both parties from this contract.
- 16. MEDIATION:** It is the policy of the State of Texas to encourage resolution of disputes through alternative dispute resolution procedures such as mediation. Any dispute between Seller and Buyer related to this contract which is not resolved through informal discussion will be submitted to a mutually acceptable mediation service or provider. The parties to the mediation shall bear the mediation costs equally. This paragraph does not preclude a party from seeking equitable relief from a court of competent jurisdiction.
- 17. ATTORNEY'S FEES:** A Buyer, Seller, Listing Broker, Other Broker, or Escrow Agent who prevails in any legal proceeding related to this contract is entitled to recover reasonable attorney's fees and all costs of such proceeding.
- 18. ESCROW:**
- A. **ESCROW:** The Escrow Agent is not (i) a party to this contract and does not have liability for the performance or nonperformance of any party to this contract, (ii) liable for interest on the earnest money and (iii) liable for the loss of any earnest money caused by the failure of any financial institution in which the earnest money has been deposited unless the financial institution is acting as Escrow Agent. Escrow Agent may require any disbursement made in connection with this contract to be conditioned on Escrow Agent's collection of good funds acceptable to Escrow Agent.
- B. **EXPENSES:** At closing, the earnest money must be applied first to any cash down payment, then to Buyer's Expenses and any excess refunded to Buyer. If no closing occurs, Escrow Agent may: (i) require a written release of liability of the Escrow Agent from all parties before releasing any earnest money; and (ii) require payment of unpaid expenses incurred on behalf of a party. Escrow Agent may deduct authorized expenses from the earnest money payable to a party. "Authorized expenses" means expenses incurred by Escrow Agent on behalf of the party entitled to the earnest money that were authorized by this contract or that party.
- C. **DEMAND:** Upon termination of this contract, either party or the Escrow Agent may send a release of earnest money to each party and the parties shall execute counterparts of the release and deliver same to the Escrow Agent. If either party fails to execute the release, either party may make a written demand to the Escrow Agent for the earnest money. If only one party makes written demand for the earnest money, Escrow Agent shall promptly provide a copy of the demand to the other party. If Escrow Agent does not receive written objection to the demand from the other party within 15 days, Escrow Agent may disburse the earnest money to the party making demand reduced by the amount of unpaid expenses incurred on behalf of the party receiving the earnest money and Escrow Agent may pay the same to the creditors. If Escrow Agent complies with the provisions of this paragraph, each party hereby releases Escrow Agent from all adverse claims related to the disbursement of the earnest money.
- D. **DAMAGES:** Any party who wrongfully fails or refuses to sign a release acceptable to the Escrow Agent within 7 days of receipt of the request will be liable to the other party for (i) damages; (ii) the earnest money; (iii) reasonable attorney's fees; and (iv) all costs of suit.
- E. **NOTICES:** Escrow Agent's notices will be effective when sent in compliance with Paragraph 21. Notice of objection to the demand will be deemed effective upon receipt by Escrow Agent.
- 19. REPRESENTATIONS:** All covenants, representations and warranties in this contract survive closing. If any representation of Seller in this contract is untrue on the Closing Date, Seller will be in default. Unless expressly prohibited by written agreement, Seller may continue to show the Property and receive, negotiate and accept back up offers.

**20. FEDERAL REQUIREMENTS:**

- A. If Seller is a "foreign person," as defined by Internal Revenue Code and its regulations, or if Seller fails to deliver an affidavit or a certificate of non-foreign status to Buyer that Seller is not a "foreign person," then Buyer shall withhold from the sales proceeds an amount sufficient to comply with applicable tax law and deliver the same to the Internal Revenue Service together with appropriate tax forms. Internal Revenue Service regulations require filing written reports if currency in excess of specified amounts is received in the transaction.
- B. The Agriculture Foreign Investment Disclosure Act (AFIDA) of 1978 requires that a foreign person who acquires, disposes of, or holds an interest in United States agricultural land must disclose such transactions and holdings to the Secretary of Agriculture. Foreign persons must file an FSA-153 in the Farm Service Agency (FSA) Service Center where the land is physically located within 90 days of the date of the transaction. Failure to report is subject to civil penalty up to 25 percent of the fair market value of the land on the date the penalty is assessed. Consult an attorney or tax professional.

**21. NOTICES:** All notices from one party to the other must be in writing and are effective when mailed to, hand-delivered at, or transmitted by fax or electronic transmission as follows:

**To Buyer at:** 411 N. Gibson St.

**To Seller at:** 3334 Southwestern Blvd.

Waxahachie, TX 75165

Dallas, TX 75225

Phone: (972)923-4631

Phone: (972)898-9948

E-mail/Fax: rkahlden@wisd.org

E-mail/Fax: \_\_\_\_\_

E-mail/Fax: aaabailbond@sbcglobal.net

E-mail/Fax: \_\_\_\_\_

With a copy to Buyer's agent at:

With a copy to Seller's agent at:

lancerust@joerust.com

nskalak@venturedfw.com

**22. AGREEMENT OF PARTIES:** This contract contains the entire agreement of the parties and cannot be changed except by their written agreement. Addenda which are a part of this contract are (check all applicable boxes):

- |   |  |
|---|--|
| <input type="checkbox"/> Third Party Financing Addendum   | <input type="checkbox"/> Environmental Assessment, Threatened or Endangered Species and Wetlands Addendum  |
| <input type="checkbox"/> Seller Financing Addendum  | <input type="checkbox"/> Seller's Temporary Residential Lease  |
| <input type="checkbox"/> Addendum for Property Subject to Mandatory Membership in a Property Owners Association | <input type="checkbox"/> Short Sale Addendum   |
| <input type="checkbox"/> Buyer's Temporary Residential Lease  | <input type="checkbox"/> Addendum for Property Located Seaward of the Gulf Intracoastal Waterway   |
| <input type="checkbox"/> Loan Assumption Addendum   | <input type="checkbox"/> Addendum for Seller's Disclosure of Information on Lead-based Paint and Lead-based Paint Hazards as Required by Federal Law |
| <input type="checkbox"/> Addendum for Sale of Other Property by Buyer   | <input type="checkbox"/> Addendum for Property in a Propane Gas System Service Area  |
| <input type="checkbox"/> Addendum for "Back-Up" Contract  | <input type="checkbox"/> Addendum for Section 1031 Exchange  |
| <input type="checkbox"/> Addendum for Coastal Area Property   | <input type="checkbox"/> Addendum Regarding Residential Leases   |
| <input type="checkbox"/> Addendum for Authorizing Hydrostatic Testing   | <input type="checkbox"/> Addendum Regarding Fixture Leases   |
| <input type="checkbox"/> Addendum Concerning Right to Terminate Due to Lender's Appraisal                       | <input checked="" type="checkbox"/> Other (list): <u>EXHIBIT A</u>   |
| <input type="checkbox"/> Addendum for Reservation of Oil, Gas and Other Minerals                                | _____  |
| <input type="checkbox"/> Addendum containing Notice of Obligation to Pay Improvement District Assessment        | _____  |

**23. CONSULT AN ATTORNEY BEFORE SIGNING:** TREC rules prohibit real estate brokers and sales agents from giving legal advice. READ THIS CONTRACT CAREFULLY.

Buyer's  
Attorney is: \_\_\_\_\_

Seller's  
Attorney is: \_\_\_\_\_

Phone: \_\_\_\_\_

Phone: \_\_\_\_\_

Fax: \_\_\_\_\_

Fax: \_\_\_\_\_

E-mail: \_\_\_\_\_

E-mail: \_\_\_\_\_

**EXECUTED the \_\_\_\_\_ day of \_\_\_\_\_, 20\_\_\_\_\_ (Effective Date).**  
**(BROKER: FILL IN THE DATE OF FINAL ACCEPTANCE.)**

Buyer **Waxahachie ISD**

Seller **Mohan Real Estate, LLC**

Buyer \_\_\_\_\_

Seller \_\_\_\_\_



The form of this contract has been approved by the Texas Real Estate Commission. TREC forms are intended for use only by trained real estate license holders. No representation is made as to the legal validity or adequacy of any provision in any specific transactions. It is not intended for complex transactions. Texas Real Estate Commission, P.O. Box 12188, Austin, TX 78711-2188, (512) 936- 3000 (<http://www.trec.texas.gov>) TREC NO. 25-16. This form replaces TREC NO. 25-15.

**RATIFICATION OF FEE**

Listing Broker has agreed to pay Other Broker \_\_\_\_\_ of the total Sales Price when Listing Broker's fee is received. Escrow Agent is authorized and directed to pay Other Broker from Listing Broker's fee at closing.

Other Broker: \_\_\_\_\_ Listing Broker: \_\_\_\_\_  
 By: \_\_\_\_\_ By: \_\_\_\_\_

**BROKER INFORMATION AND AGREEMENT FOR PAYMENT OF BROKERS' FEES**

Joe Rust Company 0204705 Venture Commercial Real Estate, LLC 47664147  
 Other Broker License No. Listing or Principal Broker Firm License No.

Lance Rust 0511897 Nick Skalak 777883  
 Associate's Name License No. Listing Associate's Name License No.

Team Name \_\_\_\_\_ Team Name \_\_\_\_\_  
lancerust@joerust.com (469)337-4627 nskalak@venturedfw.com (972)898-9948  
 Associate's Email Address Phone Listing Associate's Email Address Phone

Joe Rust 0204705 \_\_\_\_\_  
 Licensed Supervisor of Associate License No. Licensed Supervisor of Listing Associate License No.

440 Gingerbread Ln. \_\_\_\_\_ 8235 Douglas Ave., #720 (214)378-1212  
 Other Broker's Office Address Phone Listing Broker's Office Address Phone

Waxahachie TX 75165 Dallas TX 75225  
 City State Zip City State Zip

represents  Buyer only as Buyer's agent \_\_\_\_\_  
 Seller as Listing Broker's subagent License No.

Team Name \_\_\_\_\_  
 Selling Associate's Email Address \_\_\_\_\_ Phone \_\_\_\_\_

Licensed Supervisor of Selling Associate \_\_\_\_\_ License No. \_\_\_\_\_

Selling Associate's Office Address \_\_\_\_\_  
 City \_\_\_\_\_ State \_\_\_\_\_ Zip \_\_\_\_\_

represents  Seller Only  
 Buyer Only  
 Seller and Buyer as an intermediary

Upon closing of the sale by Seller to Buyer of the Property described in the contract to which this fee agreement is attached: (a)  Seller  Buyer will pay Listing/Principal Broker  a cash fee of \$ \_\_\_\_\_ or  3.000 % of the total Sales Price; and (b)  Seller  Buyer will pay Other Broker  a cash fee of \$ \_\_\_\_\_ or  3.000 % of the total Sales Price. Seller/Buyer authorizes and directs Escrow Agent to pay the brokers from the proceeds at closing.

**DO NOT SIGN IF THERE IS A SEPARATE AGREEMENT FOR PAYMENT OF BROKERS' FEES. Brokers' fees are negotiable. Brokers' fees or the sharing of fees between brokers are not fixed, controlled, recommended, suggested or maintained by the Texas Real Estate Commission.**

Seller Mohan Real Estate, LLC Buyer Waxahachie ISD

Seller \_\_\_\_\_ Buyer \_\_\_\_\_

**OPTION FEE RECEIPT**

Receipt of \$ \_\_\_\_\_ (Option Fee) in the form of \_\_\_\_\_  
is acknowledged.

Escrow Agent **Ellis County Title** \_\_\_\_\_ Date

**EARNEST MONEY RECEIPT**

Receipt of \$ \_\_\_\_\_ Earnest Money in the form of \_\_\_\_\_  
is acknowledged.

**Ellis County Title** \_\_\_\_\_  
Escrow Agent Received by Email Address Date/Time  
**1340 W. Hwy. 287 Bypass, #100**

Address \_\_\_\_\_ **(972)938-2601** Phone

**Waxahachie TX 75165** \_\_\_\_\_  
City State Zip Fax

**CONTRACT RECEIPT**

Receipt of the Contract is acknowledged.

**Ellis County Title** \_\_\_\_\_  
Escrow Agent Received by Email Address Date  
**1340 W. Hwy. 287 Bypass, #100**

Address \_\_\_\_\_ **(972)938-2601** Phone

**Waxahachie TX 75165** \_\_\_\_\_  
City State Zip Fax

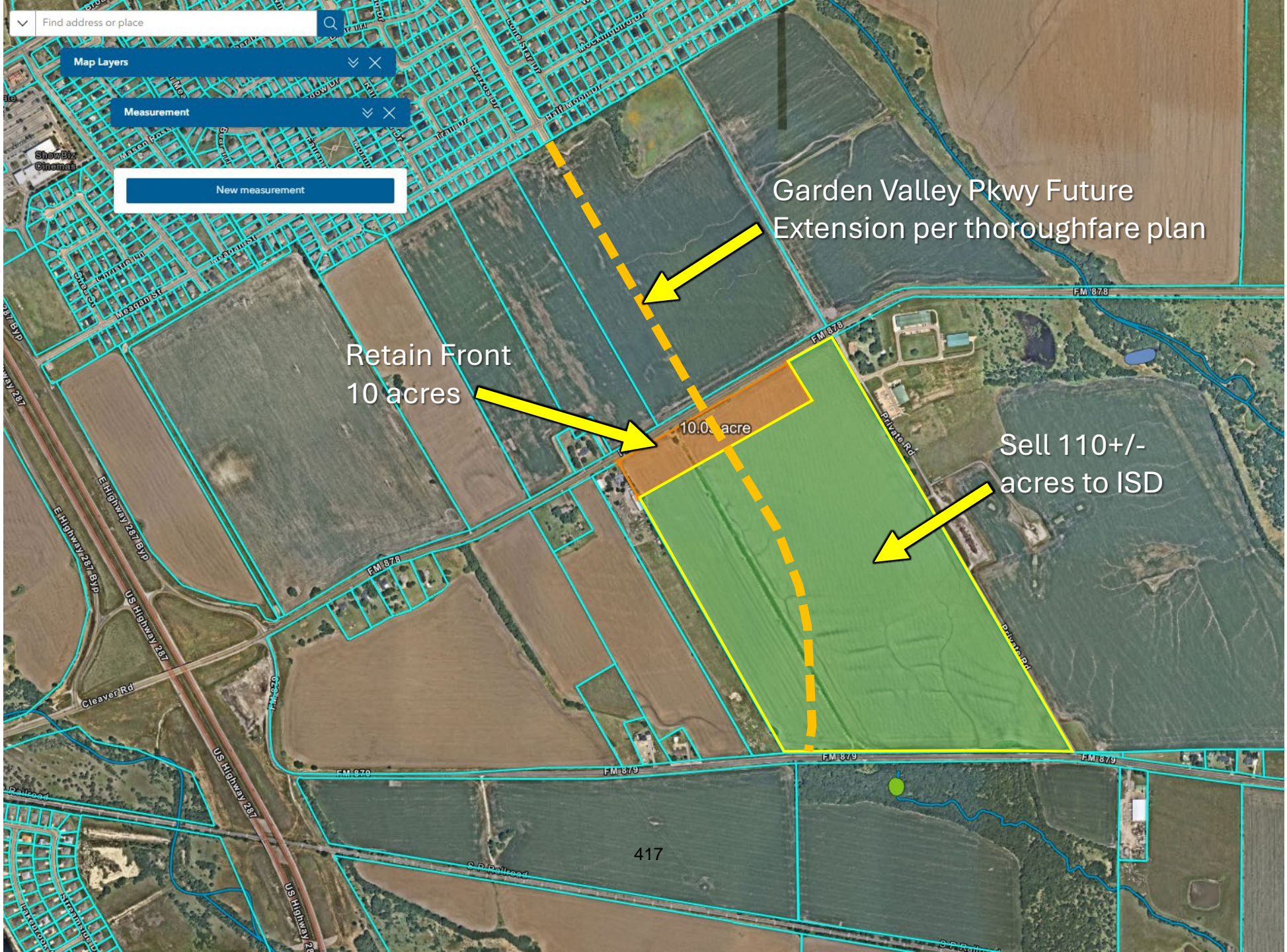
**ADDITIONAL EARNEST MONEY RECEIPT**

Receipt of \$ \_\_\_\_\_ additional Earnest Money in the form of \_\_\_\_\_  
is acknowledged.

Escrow Agent Received by Email Address Date/Time

Address \_\_\_\_\_ Phone

City State Zip Fax



Garden Valley Pkwy Future Extension per thoroughfare plan

Retain Front 10 acres

Sell 110+/- acres to ISD

10.0 acre

417