

**Official Agenda and Meeting Notice
of the Board of the
Beaumont Independent School District
in the Board Room of the Beaumont ISD Administration Building**

Thursday, October 17, 2024

Regular Meeting

5:00 PM

The items on this agenda may be taken in any order.

As directed under the Texas Open Meetings Act, Texas Government Code, Chapter 551 (the "Act"), if during the course of the meeting covered by this Notice, the Board should determine that a closed session of the Board is required, then such closed session will be held by the Board at the date, hour, and place given in this Notice or as soon after the commencement of the meeting covered by this Notice as the Board may conveniently meet in closed session concerning any and all purposes permitted by the Act.

5:00 PM - (CALL TO ORDER)

- I. INTRODUCTION
 - A. ROLL CALL
 - 1. CLOSED SESSION (CLOSED TO PUBLIC) - BOARD WILL CONVENE IN CLOSED SESSION UNDER CHAPTER 551 OF THE TEXAS GOVERNMENT CODE, SECTIONS 551.071, 551.072, 551.073, 551.074, 551.076, 551.083, 551.084 AND/OR 551.087, TO DELIBERATE ON THE FOLLOWING:
 - a. LEGAL
 - 1. Pending or contemplated litigation matters and status report
 - 2. Matters on which the school district legal counsel's duties to the school district under the Texas Disciplinary Rules of Professional Conduct or the State Bar of Texas Clearly conflicts with the Texas Open Meetings Act
 - b. PERSONNEL
 - 1. Deliberation regarding the appointment, employment, evaluation, reassignment, duties, proposed terminations, terminations and suspensions, proposed nonrenewals, renewals, and resignation/retirements, discipline, and/or dismissal of a public officer or employee, including the superintendent, and/or hear complaints and grievances against public officers or employees
 - 1. Level 3 Employee Grievance Hearing: LaChandra Cobb-Eaglin
 - c. REAL ESTATE
 - 1. Deliberation regarding the purchase, exchange, lease or value of real property
 - d. ECONOMIC DEVELOPMENT
 - 1. Deliberation regarding an offer of a financial or other incentive to a business prospect related to economic development negotiations
- II. REGULAR BOARD MEETING
 - A. INTRODUCTION OF REGULAR MEETING
 - 1. United States and Texas Flags Pledges of Allegiance
 - 2. Recognitions
 - B. STUDENT OUTCOMES
 - 1. Superintendent's Report
 - 2. Cabinet Report
 - a. Board Outcome Goals Progress Monitoring Report: BOY Data



Board Exhibit Cover Sheet

Meeting Date: October 17, 2024

Agenda Item/Exhibit Number: **II.B.2.a.**

Agenda Item Title: School Board Outcome Goals Progress Monitoring Report: BOY Data

Cabinet Level Presenter(s): Dr. Anita Frank

Additional Presenter(s): Jenny Angelo, Valerie Maclin and Sheree Will

Executive Summary: The School Board Outcome Goals Progress Monitoring Report provides an update on the progress the District is making toward reaching the Early Literacy and Early Math targets for the 2024-2025 school year. Data from the mClass and NWEA Map BOY assessments in grades PK-3 are provided.

Recommendation: Information Only

Budget Impact* (if applicable): N/A

Funding Source (if applicable): N/A

Compliance with Purchasing Guidelines (list applicable guidelines, including grant requirements): N/A

Policy Reference (if applicable, list policy/regulation): N/A

Legal Review (if necessary, list attorney and firm): N/A

Anita Frank

Cabinet Level Presenter's Signature

10/9/24

Date

*CFO Signature (required if there is a budget impact)

Date

General Counsel's Signature

Date



Beaumont ISD School Board Outcome Goals

Progress Monitoring Report: Beginning of the Year (BOY Data)

Date: October 17, 2024

WWW.BMTISD.COM

2020–2025 Board Outcome Goals

- The percent of 3rd grade students that score meets grade level or above on STAAR Reading will increase from 16% to 55% by June 2025.
- The percent of 3rd grade students that score meets grade level or above on STAAR Math will increase from 11% to 50% by June 2025.
- The percentage of graduates that meet the criteria for CCMR will increase from 36.6% to 65% by August 2025.
- Beaumont ISD will improve its perception in the community as indicated on an annual *net promoter* survey score.
- The district will increase the percentage of students in A or B-rated schools from 34% to 50% by August 2025.



Sources of Data

RLA

- CLI Engage (PK)
- BOY mCLASS Assessments (K-3)

Math

- CLI Engage (PK)
- BOY NWEA MAP (K-3)



Beaumont ISD Strategic Plan

Goal 1 (HB3)
Early Childhood Literacy Board Outcome Goal


The percent of 3rd grade students that score meets grade level or above on STAAR Reading will increase 16% to 55% by June 2025.

Yearly Target Goals					
2020 Actual	2021 Actual	2022	2023	2024	2025
25%	16%	25%	35%	45%	55%

2024
24%

Performance Objective(s) (Measures):

- **Performance Objective 1:** The percent of PreK students meeting grade level criterion on the CIRCLE assessment in Reading will increase from 55% in October 2020 to 82% by May 2025.
- **Performance Objective 2:** The percent of K students meeting grade level criterion on the mCLASS assessment in Reading will increase from 19% in January 2021 to 56% by May 2025.
- **Performance Objective 3:** The percent of 1st grade students meeting grade level criterion on the mCLASS assessment will increase from 22% in October 2020 to 55% by May 2025.
- **Performance Objective 4:** The percent of 2nd grade students meeting grade level criterion on the mCLASS assessment will increase from 35% in October 2020 to 55% by May 2025.





mCLASS[®] ★ TEXAS

Pre
Kindergarten
Reading and
Math

Kindergarten-Grade 2
RLA



Pre-Kindergarten Data CLI Engage/CIRCLE Reading



	Total # of Students Tested	% Tier 1 At/Above	% Tier 2 Below	% Tier 3 Well Below
BOY 24-25	1,086	54%	14%	32%



**Kindergarten Data
mCLASS/Amplify
Reading**



	Total # of Students Tested	% Tier I At/Above	% Tier 2 Below	% Tier 3 Well Below
BOY 24-25	1,015	36%	20%	44%



**1st Grade Data
mCLASS/Amplify
Reading**



	Total # of Students Tested	% Tier I At/Above	% Tier 2 Below	% Tier 3 Well Below
EOY (Kinder)	882	65%	13%	22%
BOY 24-25	1,054	41%	17%	42%



**2nd Grade Data
mCLASS/Amplify
Reading**



	Total # of Students Tested	% Tier 1 At/Above	% Tier 2 Below	% Tier 3 Well Below
EOY (1st)	918	57%	13%	30%
BOY 24-25	1,051	41%	13%	46%



**3rd Grade Data
mCLASS/Amplify
Reading**



	Total # of Students Tested	% Tier 1 At/Above	% Tier 2 Below	% Tier 3 Well Below
EOY (2nd)	1,078	48%	14%	38%
BOY 24-25	1,025	43%	15%	42%



**4th Grade Data
mCLASS/Amplify
Reading**



	Total # of Students Tested	% Tier 1 At/Above	% Tier 2 Below	% Tier 3 Well Below
EOY (3rd)	1,085	45%	14%	41%
BOY 24-25	1,026	40%	21%	39%



**5th Grade Data
mCLASS/Amplify
Reading**



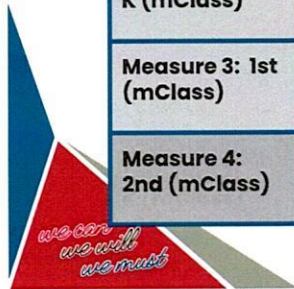
	Total # of Students Tested	% Tier 1 At/Above	% Tier 2 Below	% Tier 3 Well Below
EOY (4th)	983	50%	18%	32%
BOY 24-25	946	41%	19%	40%



Goal 1: Summary

Reading Performance Objectives Targets


Performance Objective	2022 Target	2022 Actual	2023 Target	2023 Actual	2024 Target	2024 Actual	24-25 BOY	2025 Target
Measure 1: PK (CIRCLE)	58%	67% Above Target	72%	75% Above Target	77%	78% Above Target	54%	82%
Measure 2: K (mClass)	22%	41% Above Target	46%	44% Below Target	51%	65% Above Target	37%	56%
Measure 3: 1st (mClass)	25%	40% Above Target	45%	46% Above Target	50%	57% Above Target	41%	55%
Measure 4: 2nd (mClass)	38%	40% Above Target	45%	41% Below Target	50%	48% Below Target	41%	55%



Key Actions Reading Based on EOY Data

*we can
we will
we must*

- Dibels' research states that students who are at risk should receive additional foundational skill instruction; therefore, we implemented Phonics for Reading in upper elementary. Our data shows that 39-45% of all students fall in the well-below category of Dibels mClass, thus necessitating the need for **strong phonics instruction at all grade levels**. This entails 30 minutes of daily phonics lessons in the 3rd, 4th, and 5th grade core RLA block. We will maintain phonics for K-2 students at 60 minutes daily during their core RLA block.
- The **scripted phonics lessons also incorporate comprehension skills** throughout the majority of the year, helping to further close the skills gaps.





Key Actions Reading Based on EOY Data

*we can
we will
we must*


- **Amira AI Reading tutor** has also been implemented based upon data. Amira is the TEA-approved HB 1416 program for elementary schools. We purchased Amira for ALL K - 5 students to use during intervention and small group time.
- Recommended usage for reading gains is only 10-15 minutes, 3 - 4 times per week for 3-5 students and 10-15 minutes for K-2 students.



Key Actions Reading Based on EOY Data

*we can
we will
we must*

- Amira listens to the child say sounds and words then provides additional coaching in areas where the child is struggling. **The tutoring is in-the-moment and adapts as the child becomes more proficient in foundational skills and much more.**
- **Training for all teacher** will be conducted during upcoming District PD on **Oct. 15** and after school sessions





- NWEA MAP Growth is a **nationally normed, standardized achievement test** which measures what students know and informs what they're ready to learn next by using a computer adaptive test that adjusts to the ability and knowledge of the student.
- **Grade level independence** - Each assessment is personalized to each student and accurately measures achievement whether a student performs on, above, or below grade level.
- With the MAP Growth assessment, **we are able to see how much growth has occurred between testing events** and when combined with their norms shows projected proficiency.



Beaumont ISD Strategic Plan

Goal 2 (HB3)
Early Childhood Math Board Outcome Goal


The percent of 3rd grade students that score meets grade level or above on STAAR Math will increase from 11% to 50% by June 2025.

Yearly Target Goals					
2020 Actual	2021 Actual	2022	2023	2024	2025
22%	11%	22%	30%	40%	50%

2023
18%

Performance Objective(s) (Measures):


- **Performance Objective 1:** The percent of PreK students meeting grade level criterion on the CIRCLE assessment in math will increase from 74% in October 2020 to 92% by June 2025.
- **Performance Objective 2:** The percent of K students meeting grade level criterion on the district Math assessment will increase from 51% in September 2020 to 85% by May 2025.
- **Performance Objective 3:** The percent of 1st grade students meeting grade level criterion on the district Math assessment will increase from 30% in September 2020 to 70% by May 2025.
- **Performance Objective 4:** The percent of 2nd grade students meeting grade level criterion on the district Math assessment will increase from 32% in September 2020 to 50% by May 2025.



**Pre-Kindergarten Data
CLI Engage/CIRCLE
Math**



	Total # of Students Tested	% Tier I At/Above	% Tier 2 Below	% Tier 3 Well Below
BOY 24-25	1,086	74%	10%	16%



**Kindergarten Data
NWEA Map
Math**



	Total # of Students Tested	% Tier I At/Above	% Tier 2 Below	% Tier 3 Well Below
BOY 24-25	867	63%	25%	12%



1st Grade Data
NWEA Map
Math



	Total # of Students Tested	% Tier 1 At/Above	% Tier 2 Below	% Tier 3 Well Below
EOY (Kinder)	937	54%	18%	28%
BOY 24-25	987	50%	19%	31%



2nd Grade Data
NWEA Map
Math



	Total # of Students Tested	% Tier 1 At/Above	% Tier 2 Below	% Tier 3 Well Below
EOY (1st)	954	43%	20%	37%
BOY 24-25	971	44%	20%	36%



3rd Grade Data
NWEA Map
Math



	Total # of Students Tested	% Tier I At/Above	% Tier 2 Below	% Tier 3 Well Below
EOY (2nd)	1,068	36%	21%	43%
BOY 24-25	1,033	43%	24%	33%



4th Grade Data
NWEA Map
Math



	Total # of Students Tested	% Tier I At/Above	% Tier 2 Below	% Tier 3 Well Below
EOY (3rd)	1,100	42%	16%	42%
BOY 24-25	1,039	42%	22%	36%





Performance Objective	2022 Target	2022 Actual	2023 Target	2023 Actual	2024 Target	2024 Actual	24-25 BOY	2025 Target
Measure 1: PK (CIRCLE)	77%	76% Below Target	82%	85% Above Target	85%	86% Above Target	74%	90%
Measure 2: K	54%	80% Above Target	75%	79% Above Target	84% *66%	54% Below Target	63%	73%
Measure 3: 1st	33%	57% Above Target	60%	59% Below Target	64% *51%	43% Below Target	50%	58%
Measure 4: 2nd	35%	34% Below Target	40%	47% Above Target	52% *45%	38% Below Target	44%	52%

Goal 2: Summary Math Performance Objectives Targets



	Total # of Students Tested	% Tier 1 At/Above	% Tier 2 Below	% Tier 3 Well Below
EOY (4th)	1,001	42%	19%	39%
BOY 24-25	964	41%	20%	39%




5th Grade Data NWEA Map Math



Key Actions Math Based on BOY Data

*we can
we will
we must*

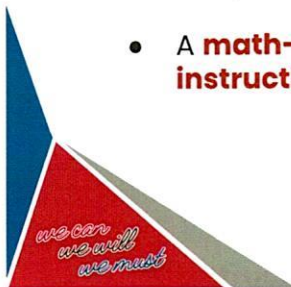
- Most K-2 teachers are self-contained and have not had an opportunity to attend math on district professional development roll out days. **By the end of October, we will ensure that all K-2 teachers have been trained in how to effectively implement the district curriculum with fidelity.** Lessons will be modeled with teachers so they can see how each component should look when implemented in a classroom setting.
- The **training opportunities** provided so far include August 6 Curriculum Roll Out, September 21 Saturday session, and the upcoming October 15 staff development day. For teachers who have not attended any of these opportunities, a full day training will be provided on Monday, October 28.
- **Math coaches** will be utilized to continue **elevating teacher capacity** by modeling in K-2 classrooms.



Key Actions Math Based on BOY Data

*we can
we will
we must*

- The way to move students into a higher tier is quality, frequent **small group instruction**. Teachers had an opportunity to attend training on small group instruction on August 6 at curriculum roll out. There will be another opportunity October 15 for teachers to attend small group instruction training showing how to use their data from the BOY and the district nine weeks assessment to create their groups and target their unique needs
- A **math-specific walkthrough rubric** has been published and **K-2 instructional walks** have started with instructional coaches.





Key Actions Math Based on BOY Data

*we can
we will
we must*

- A **district goal for MOY** will be set, with individual campuses setting their own MOY goals for each grade level. Checkpoint meetings will be held with specific action steps for both district and campus leadership if the MOY goal is not attained.
- A committee vetting **math intervention programs** has been convened with the outcome goal to find a program that is not difficult to implement when considering new teachers.



Thank You for your attention

Contact Us
409-617-5000

For More Information
hello@bmtisd.com

Visit Our Website
WWW.BMTISD.COM

Follow Us on Social Media
[@BeaumontISD](https://www.instagram.com/BeaumontISD)



- b. Principal Recognition
- C. PUBLIC COMMENTS
- D. INFORMATION ITEMS
 - 1. Update on Personnel Activities
 - 2. Report for Tax Collections



Board Exhibit Cover Sheet

Meeting Date: October 17, 2024

Agenda Item/Exhibit Number: **II.D.2.**

Agenda Item Title: Report – Tax Collections

Cabinet Level Presenter(s): Cheryl Hernandez

Additional Presenter(s):

Executive Summary: N/A

Recommendation: N/A

Budget Impact* (if applicable): N/A

Funding Source (if applicable): N/A

Compliance with Purchasing Guidelines (list applicable guidelines, including grant requirements):

Policy Reference (if applicable, list policy/regulation):

Legal Review (if necessary, list attorney and firm):

Cheryl Hernandez
Cabinet Level Presenter's Signature

10/7/2024
Date

*CFO Signature (required if there is a budget impact)

Date

General Counsel's Signature

Date

Tax Collection Report
September 30, 2024

	Taxes Collected			
	9/30/24		9/30/23	
	M & O	I & S	M & O	I & S
Current	140,402.66	48,333.57	(134,596.69)	(37,408.30)
Delinquent	106,072.88	28,516.23	(26,833.89)	(9,545.77)
Penalties & Interest	95,477.69	27,388.80	74,648.01	17,814.56
Totals	341,953.23	104,238.60	(86,782.57)	(29,139.51)

	Current Taxes			
	Tax Levy	Collections for 09/30/2024	YTD Current Collections	Collected Percentage
	128,444,345.48	188,736.23	125,787,525.40	97.93%

Two Year Comparison	
Current Year as of 09/30/2024	Prior Year as of 09/30/2023
97.93%	97.79%

AGENDA:
October 17, 2024

3. Report for General Fund Revenue and Expenditures



Board Exhibit Cover Sheet

Meeting Date: October 17, 2024

Agenda Item/Exhibit Number: **II.D.3.**

Agenda Item Title: Report – General Fund Summary

Cabinet Level Presenter(s): Cheryl Hernandez

Additional Presenter(s):

Executive Summary: N/A

Recommendation:

Budget Impact* (if applicable): N/A

Funding Source (if applicable): N/A

Compliance with Purchasing Guidelines (list applicable guidelines, including grant requirements):

Policy Reference (if applicable, list policy/regulation):

Legal Review (if necessary, list attorney and firm):

Cheryl Hernandez

Cabinet Level Presenter's Signature

10/7/2024

Date

*CFO Signature (required if there is a budget impact)

Date

General Counsel's Signature

Date

BEAUMONT INDEPENDENT SCHOOL DISTRICT
GENERAL FUND
 General Fund Summary
 September 30, 2024

	Amended Budget	Month To Date	Year to Date Transactions	Outstanding Encumbrances	Balances
REVENUES					
Property Tax Collection (including delinquencies)	100,653,028	341,953	1,126,823	0	99,526,205
Sources of Misc Income (Foreign Trade Zone, Athletics...)	14,522,092	1,778,970	3,410,992	0	11,111,100
State Program Revenues	61,368,150	15,051,236	17,883,117	0	43,485,033
Federal Program Revenues	6,779,502	60,509	170,952	0	6,608,550
Other Financing Sources	130,000	130,167	130,712	0	-712
Total Revenues	183,452,772	17,362,835	22,722,596	0	160,730,176
EXPENDITURES					
11 Classroom	94,029,470	8,322,630	18,706,756	351,848	74,970,866
12 Library	1,070,402	101,862	209,438	10,653	850,311
13 Staff Development	592,760	35,122	98,553	45,428	448,780
21 Asst Sups, Directors, Supervisors, Curriculum Coordinators	4,672,590	334,537	1,014,329	127,341	3,530,920
23 Principal, Asst. Principals, Office Clerical	9,698,215	845,419	2,229,075	45,168	7,423,801
31 Counselors	8,231,295	697,029	1,949,530	102,101	6,179,664
32 Social Workers	296,808	18,514	51,256	-	245,552
33 Nurses	2,117,016	186,574	417,245	56,002	1,643,770
34 Transportation	5,914,164	539,656	1,336,513	363,583	4,214,068
36 Extracurricular	5,661,097	433,427	1,256,932	288,251	4,115,914
41 Administration	7,197,180	594,912	2,018,584	195,486	4,983,110
51 Maintenance and Utilites	29,324,276	1,683,783	4,629,361	2,397,385	22,297,531
52 Police and Monitoring Services	4,952,683	614,220	1,576,696	499,133	2,876,854
53 Data Processing Personnel	3,921,358	653,772	1,148,374	302,973	2,470,012
61 Parent involvment Liaisons, Day Car Workers	863,406	60,137	111,076	10,985	741,345
71 Debt Service	1,114,965	1,114,964	1,114,964	-	1
93 Fiscal Agent - Shared Service for Deaf Program	401,950	-	-	-	401,950
95 Juvenile Justice Alternative Ed Program	161,860	-	-	-	161,860
99 Other Intergovernmental Charges	5,159,413	164,678	164,678	-	4,994,735
Total Expenditures	185,380,908	16,401,236	38,033,360	4,796,337	142,551,044
Net increase (decrease)	(1,928,136)				

4. Report for Campus Activities Funds and Donations

**CAMPUS ACTIVITY FUND
EXPLANATION OF AMENDMENTS
SEPTEMBER 2024**

West Brook High School	\$ 50,515.00
Explanation: Car Registrations, AP Exams, Library Fines, ID Fines, Program Ads, Chromebook Fees, Cell Phone Fines	
Beaumont United High School	\$ 14,096.00
Explanation: ID Fines, Chromebook Fees, AP Exams, Car Registrations, Cell Phone Fines, Library Fines	
Smith Middle School	\$ -
Explanation:	
Marshall Middle School	\$ 2,053.00
Explanation: Library Fines, Chromebook Fees, Yearbooks, Cell Phone Fines	
Odom Academy	\$ 4,294.00
Explanation: Chromebook Fees, Cell Phone Fines, Library Fines, ID Fines	
Vincent Middle School	\$ 600.00
Explanation: Cell Phone Fines, Chromebook Fees	
Amelia Elementary	\$ 1,552.00
Explanation: Donation, Library Fines, Chromebook Fees	
Caldwood Elementary	\$ 1,425.00
Explanation: Chromebook Fees	
Curtis Elementary	\$ 450.00
Explanation: Chromebook Fees	
Fletcher Elementary	\$ 11,463.00
Explanation: Fundraiser Proceeds, Commissions/Vending Machines	
Guess Elementary	\$ 2,189.00
Explanation: Commissions/Vending Machines, Chromebook Fees	
Regina Howell Elementary	\$ 2,761.00
Explanation: Chromebook Fees, Library Fines, Commission/Vending Machines, Smart ID Fees	
Homer Drive Elementary	\$ 6,923.00
Explanation: Cell Phone Fines, Fundraiser Proceeds, Commissions/Vending Machines	
Pietzsch Elementary	\$ 150.00
Explanation: Cell Phones Fines	
Dishman Elementary	\$ 1,427.00
Explanation: Chromebook Fees, Commissions/Vending Machines	
Blanchette Elementary	\$ 150.00
Explanation: Chromebook Fees	
Martin Elementary	\$ 472.00
Explanation: Library Fines, Dormant Account Transfer	

**CAMPUS ACTIVITY FUND
EXPLANATION OF AMENDMENTS, CONTINUED
SEPTEMBER 2024**

Phalen Leadership Academy (Jones-Clark ES)	\$ 30.00
Explanation: Commissions/Vending Machines, Chromebook Fees	
Charlton-Pollard Elementary	\$ 3,859.00
Explanation: Donation, Cheer Club Fees, Library Fines, Smart ID Fees, Chromebook Fees	
Fehl Price Classical Academy	\$ -
Explanation:	
Bingman Pre-K Center	\$ -
Explanation:	
Pathways Learning Center	\$ 100.00
Explanation: Chromebook Fees	
Career and Technical Center	\$ 7,935.00
Explanation: CTE Program Proceeds, Donation, Cell Phones	
Brown Center	\$ 575.00
Explanation: Chromebook Fees, Cell Phone Fines	
Transportation Dept	\$ 103.00
Explanation: Commissions/Vending Machines	
Maintenance Dept	\$ 22.00
Explanation: Commissions/Vending Machines	
Administration Building	\$ 85.00
Explanation: Commissions/Vending Machines	
Admin. Annex Building	\$ 24.00
Explanation: Commissions/Vending Machines	
Police Dept.	\$ -
Explanation:	
Early College H.S.	\$ 3,551.00
Explanation: Chromebook Fees, Yearbooks, ID Fines, Lost Textbook Fine, Library Fines	
School for the Deaf (Deaf Ed.)	\$ -
Explanation:	
Fine Arts Department	\$ -
Explanation: Donation	

**CAMPUS ACTIVITY FUNDS
BUDGET CHANGE REPORT - SEPTEMBER 2024**

		<u>Original Budget</u>	<u>Change</u>	<u>Amended Budget</u>
<u>Revenues</u>				
Local Revenue - Other Sources	461.00.5749.00	315,000	116,804	431,804
<u>Expenditures</u>				
	<u>School Leadership</u>			
West Brook High School	461.XX.6499.00.008.00.000	93,887	50,515	144,402
Beaumont United High School	461.XX.6499.00.014.00.000	27,052	14,096	41,148
Smith Middle School	461.XX.6499.00.042.00.000	4,268	-	4,268
Marshall Middle School	461.XX.6499.00.046.00.000	9,536	2,053	11,589
Odom Academy	461.XX.6499.00.047.00.000	7,275	4,294	11,569
Vincent Middle School	461.XX.6499.00.048.00.000	6,674	600	7,274
Amelia Elementary	461.XX.6499.00.101.00.000	2,291	1,552	3,843
Caldwood Elementary	461.XX.6499.00.104.00.000	5,029	1,425	6,454
Curtis Elementary	461.XX.6499.00.105.00.000	58,344	450	58,794
Fletcher Elementary	461.XX.6499.00.110.00.000	15,968	11,463	27,431
Guess Elementary	461.XX.6499.00.112.00.000	3,899	2,189	6,088
Regina Howell Elementary	461.XX.6499.00.118.00.000	15,488	2,761	18,249
Homer Drive Elementary	461.XX.6499.00.123.00.000	1,397	6,923	8,320
Pietzsch Elementary	461.XX.6499.00.125.00.000	1,832	150	1,982
Dishman Elementary	461.XX.6499.00.126.00.000	579	1,427	2,006
Blanchette Elementary	461.XX.6499.00.127.00.000	4,523	150	4,673
Martin Elementary	461.XX.6499.00.128.00.000	1,144	472	1,616
Phalen Leadership Academy (Jones-Clark)	461.XX.6499.00.129.00.000	12,442	30	12,472
Charlton-Pollard Elementary	461.XX.6499.00.130.00.000	7,463	3,859	11,322
Fehl Price Classical Academy	461.XX.6499.00.131.00.000	1,742	-	1,742
Bingman Pre-K Center	461.XX.6499.00.132.00.000	3,603	-	3,603
Pathways Learning Center	461.XX.6499.00.006.00.000	-	100	100
Career and Technical Center	461.XX.6499.00.009.00.000	21,065	7,935	29,000
Brown Center	461.XX.6499.00.012.00.000	185	575	760
Transportation Dept	461.XX.6499.00.920.00.000	491	103	594
Maintenance Dept	461.XX.6499.00.819.00.000	655	22	677
SSA Deaf Program	461.XX.6499.00.838.00.000	51	-	51
Administration Building	461.XX.6499.00.842.00.000	2,915	85	3,000
Admin. Annex Building	461.XX.6499.00.843.00.000	214	24	238
Police Dept.	461.XX.6499.00.850.00.000	307	-	307
Early College H.S.	461.XX.6499.00.013.00.000	4,661	3,551	8,212
Fine Arts Department	461.XX.6499.00.849.00.000	20	-	20
	Total Expenditures	<u>315,000</u>	<u>116,804</u>	<u>431,804</u>
BUDGET CHANGE				
	Total Revenues	315,000	116,804	431,804
	Total Expenditures	<u>(315,000)</u>	<u>(116,804)</u>	<u>(431,804)</u>
	Adjusted Surplus	-	-	-

**DONATION REPORT - SEPTEMBER 2024
MONETARY DONATIONS**

<u>Donor Name/Organization</u>	<u>Recipient</u>	<u>Account Number</u>	<u>Amount Given</u>
The Sidney and Charline Dauphin Foundation	Beaumont United High School	865.00.2190.00.014.00.S30	\$ 1,500
TAMU	Marshall Middle School	461.00.5749.00.046.00.C47	500
Anonymous	Early College High School	865.00.2190.00.013.00.S51	1000
The Kades Corp.	Amelia Elementary School	461.00.5749.00.101.00.C47	51
Arkema Inc. Foundation	Martin Elementary School	487.00.5749.00.128.00.STM	500
Total Monetary Donations			\$ 3,551

**DONATION REPORT - SEPTEMBER 2024
RECORD OF DONATED ITEMS**

<u>Donor Name/Organization</u>	<u>SAF Club/Department</u>	<u>Description of Items</u>	<u>Estimated Value</u>
Dennis & Eva LeBlanc	Career & Technical Education Center	Antvee Reusable Rain Ponchos	95

5. Report for Quarterly Investment Report



Board Exhibit Cover Sheet

Meeting Date: October 17, 2024

Agenda Item/Exhibit Number: **II.D.5.**

Agenda Item Title: Report – Quarterly Investment Report

Cabinet Level Presenter(s): Cheryl Hernandez

Additional Presenter(s):

Executive Summary: Section 2256.023 of the Public Funds Investment Act requires the investment officer to prepare and submit to the governing body of the entity, not less than quarterly, a written report of investment transactions for all funds covered by the Act for the preceding quarter.

Recommendation: N/A

Budget Impact* (if applicable): N/A

Funding Source (if applicable): N/A

Compliance with Purchasing Guidelines (list applicable guidelines, including grant requirements):

Policy Reference (if applicable, list policy/regulation):

Legal Review (if necessary, list attorney and firm):

Cheryl Hernandez

Cabinet Level Presenter's Signature

10/9/2024

Date

*CFO Signature (required if there is a budget impact)

Date

General Counsel's Signature

Date

**QUARTERLY INVESTMENT REPORT
FOR THE QUARTER ENDED AUGUST 31, 2024**

Investment Program

The legal requirements and local authority for investment of District funds are detailed in Board Policy CDA (Legal) and CDA (Local) as adopted by the Board of Managers. The investments utilized by Beaumont ISD for the Quarter Ended August 31, 2024 included TexPool and Lone Star and Investment Pools.

Investment Position at August 31, 2024

<u>Investment</u>	<u>Book Value</u>	<u>Market Value</u>
Lone Star Investment Pool	\$ 66,413,653.88	\$ 66,413,653.88
TexPool	4,514,311.78	4,514,311.78
Total	<u>\$ 70,927,965.66</u>	<u>\$ 70,927,965.66</u>

Investment Activity

A summary of activity is listed below:

**Schedule of Transactions by Fund Group
Investments in Lone Star Investment Pool
Quarter Ended August 31, 2024**

<u>Investment</u>	<u>Carrying Amount 06/01/2024</u>	<u>Additions 06/01/2024 - 08/31/2024</u>	<u>Deductions 06/01/2024 - 08/31/2024</u>	<u>Carrying Amount 08/31/2024</u>
General Fund - Corporate Overnight Plus Fund	\$ 69,168,345.98	30,412,485.54	52,901,335.87	\$ 46,679,495.65
General Fund - Corporate Overnight Fund	2,257,376.97	30,990.92	-	2,288,367.89
General Fund - Government Overnight Fund	5,539,636.71	1,328,399.68	1,100,000.00	5,768,036.39
Total General Fund	<u>\$ 76,965,359.66</u>	<u>\$ 31,771,876.14</u>	<u>\$ 54,001,335.87</u>	<u>\$ 54,735,899.93</u>
Debt Service - Corporate Overnight Plus Fund	\$ 9,564,633.83	3,428,398.86	4,055,182.59	\$ 8,937,850.10
Debt Service - Corporate Overnight Fund	651,875.76	8,949.42	-	660,825.18
Debt Service - Government Overnight Fund	1,644,325.84	434,752.83	-	2,079,078.67
Total Debt Service Fund	<u>\$ 11,860,835.43</u>	<u>\$ 3,872,101.11</u>	<u>4,055,182.59</u>	<u>\$ 11,677,753.95</u>
Total Lone Star Investments	<u>\$ 88,826,195.09</u>	<u>\$ 35,643,977.25</u>	<u>\$ 58,056,518.46</u>	<u>\$ 66,413,653.88</u>

**Schedule of Transactions by Fund Group
Investments in TexPool
Quarter Ended August 31, 2024**

<u>Type</u>	<u>Carrying Amount 06/01/2024</u>	<u>Additions 06/01/2024- 08/31/2024</u>	<u>Deductions 06/01/2024- 08/31/2024</u>	<u>Carrying Amount 08/31/2024</u>
General Fund	\$ 4,295,577.16	\$ 57,738.06	\$ -	\$ 4,353,315.22
Debt Service Fund	158,861.25	2,135.31	-	160,996.56
Total Investments	<u>\$ 4,454,438.41</u>	<u>\$ 59,873.37</u>	<u>\$ -</u>	<u>\$ 4,514,311.78</u>


Cheryl Hernandez, CFO


Stacey Fitch, Comptroller

6. Districtwide Intruder Detection & Audit Report Findings
7. Report of Facilities Subcommittee
8. TASB Delegate Update
9. Report - Construction Delivery Method



Board Exhibit Cover Sheet

Meeting Date: October 17, 2024

Agenda Item/Exhibit Number: **II.D.9.**

Agenda Item Title: Report - Construction Delivery Method

Cabinet Level Presenter(s): Cheryl Hernandez

Additional Presenter(s):

Executive Summary: Pursuant to Board Policy CV(LOCAL), the Superintendent shall report the construction contracting method to be used for construction contracts. The construction contracting (delivery) methods on the attached list reflect the projects and methods that provide the best value to the District.

Recommendation:

Budget Impact* (if applicable):

Funding Source (if applicable):

Compliance with Purchasing Guidelines (list applicable guidelines, including grant requirements):
CV(LEGAL); CV(LOCAL)

Policy Reference (if applicable, list policy/regulation): CV(LEGAL); CV(LOCAL)

Legal Review (if necessary, list attorney and firm): N/A

Cheryl Hernandez
Cabinet Level Presenter's Signature

10/8/2024
Date

*CFO Signature (required if there is a budget impact)

Date

General Counsel's Signature

Date

Construction Delivery Methods

Project Name	Procurement Method
Homer Elementary Fire Alarm Replacement	Competitive Sealed Proposal
Smith and Marshall Middle Schools Roof Repairs/Replacement	Competitive Sealed Proposal

10. Cell Phone Update
- E. CONSENT AGENDA
 1. Minutes of September 19, 2024, Regular Board Meeting, and September 23, 2024, Special Board Meeting
 2. Approve Personnel Recommendations that include Chapter 21 and Director Employees
 3. Approve Resolution Authorizing District Payment of Applicant Fingerprinting Fees



Board Exhibit Cover Sheet

Meeting Date: October 17, 2024

Agenda Item/Exhibit Number: **II.E.3.**

Agenda Item Title: Approve Resolution Authorizing District Payment of Applicant Fingerprinting Fees

Cabinet Level Presenter(s): Derwin Samuels, Jr.

Additional Presenter(s):

Executive Summary: Employees recommended for hire are required to be fingerprinted for purposes of background checks at a cost of approximately \$50.00. The proposed resolution determines that it serves a public purpose for the District to pay the cost of the fingerprinting in order to expedite the onboarding process. Upon hire, the employee will reimburse the district the cost of the fingerprinting through a payroll deduction.

Recommendation: Approve the Resolution Authorizing District Payment of Applicant Fingerprinting Fees


Budget Impact* (if applicable): Minimal, as the employees that are hired will be required to reimburse the District for the expense.

Funding Source (if applicable): Department filing the vacant position.

Compliance with Purchasing Guidelines (list applicable guidelines, including grant requirements): N/A

Policy Reference (if applicable, list policy/regulation):

Legal Review (if necessary, list attorney and firm): Sierra Fisher


Cabinet Level Presenter's Signature


Date


*CFO Signature (required if there is a budget impact)


Date

**RESOLUTION OF THE BOARD OF TRUSTEES
BEAUMONT INDEPENDENT SCHOOL DISTRICT
AUTHORIZING DISTRICT PAYMENT OF APPLICANT FINGERPRINTING FEES**

WHEREAS, the Beaumont Independent School District (“District”) is a public school district located in Jefferson County, Texas; and

WHEREAS, the Beaumont ISD Board of Trustees recognizes that all school district applicants are subject to mandatory criminal history review pursuant to Texas Education Code chapter 22; and

WHEREAS, the District has contracted with the Department of Public Safety vendor, IDEMIA, to conduct all fingerprinting for purposes of District criminal history background checks; and

WHEREAS, payment for fingerprinting by applicants at time of application may eliminate potential applicants who are unable to pay the fee upfront; and

WHEREAS, the Board of Trustees has a substantial interest in ensuring compliance with the statutorily required criminal history background checks; and

WHEREAS, the Board of Trustees desires to remove the potential financial barrier for applicants and thus benefit the District by widening the pool of applicants; and

WHEREAS, the Board is authorized by Texas Education Code section 45.105 to expend funds of the District for purposes necessary in the conduct of the public schools, as determined by the Board.

NOW, THEREFORE, BE IT RESOLVED THAT THE BOARD OF TRUSTEES OF THE BEAUMONT INDEPENDENT SCHOOL DISTRICT THAT:

1. The Board hereby determines any expenditure made pursuant to this Resolution including initial payment of the fingerprinting costs associated with applicant criminal history background checks serves a public purpose necessary in the conduct of the public schools.
2. If hired, the cost of fingerprinting will be recouped from the employee through a payroll deduction.
3. Consent for the payroll deduction for the fingerprinting costs will be incorporated into the District’s application.
4. The Superintendent is authorized by the Board to take such further action necessary and appropriate to implement the intent of this Resolution without further Board action.

CERTIFICATE FOR RESOLUTION

I hereby certify that the foregoing Resolution was presented to the Board of Trustees of the Beaumont ISD during a Board Meeting on October 17, 2024, a quorum of the Board of Trustees being then present, it was then duly moved and seconded that the Resolution be adopted, and such Resolution was then adopted according to the following vote:

Ayes: _____ Nays: _____ Abstentions: _____

SIGNED this __th day of October, 2024.

President, Beaumont ISD Board of Trustees

Secretary, Beaumont ISD Board of Trustees

4. Approve Renewal of Medicaid Collection Services (RFP 24.07)



CONTRACT RENEWAL

Vendor: Onward Learning

Contract: RFP 24.07

Dear Sir or Madam,

We are writing to inform you that the contract for Medicaid Services between your company and Beaumont ISD, which commenced in/on Oct, 2023 is due for renewal and approval by our Board of Trustees.

The District has been pleased with the services provided by your company and as we approach the end of the current contract term, we are interested in continuing our partnership. Therefore, we would like to extend an invitation to you to renew the contract for an additional year.

Please confirm your intention regarding the renewal of the contract by selecting the appropriate box below and signing on the signature line. If you require any further information or have any questions regarding the renewal process, please do not hesitate to contact me.

Thank you for your continued partnership and the valuable services you have provided to the District. We look forward to the possibility of continuing work together in the coming year.

Sincerely,

Kristin Gentry
Director of Purchasing
Beaumont ISD
P. 409-617-5246

Yes, we agree to renew for an additional year.


No, we do not wish to renew for an additional year.

Onward

Jeffrey Dominguez

(Vendor/Company Name)

Representative Name (printed)



Representative Signature

10/07/2024

Date

REQUEST FOR PROPOSAL AND EVALUATION TABULATION
 BEAUMONT INDEPENDENT SCHOOL DISTRICT
 RFP 24.07 – MEDICAID COLLECTION SERVICES (SHARS)

PROPOSAL EVALUATION TABULATION
 PROPOSAL OPENING SEPTEMBER 11, 2023 @ 2:00 P.M.

<u>OFFEROR'S COMPANY NAME</u>	<u>RESPONSIVE</u>	<u>TOTAL POINTS SCORED</u> (possible 400)
TASB Special Education Solutions	Y	249
Public Consulting Group, LLC	Y	172
MSB Consulting Group, LLC	Y	201
Onward Learning (AWARDED)	Y	361
Texas State Billing Services, Inc.	Y	184
Medicaid Finance & Consulting Services	Y	281

The following criteria was used by the District for evaluation and recommendation for the award of the contract:

1. The price proposal
2. Project experience & reputation
3. Quality of vendor's goods & services
4. Extent to which the goods and services meet the district's needs
5. Impact on the ability of BISD o comply with laws and rules relating to HUBS
6. Vendor's past relationship with the district
7. Total long-term cost to the district to acquire vendor's goods & services
8. For a contract for goods & services – whether the vendor or vendor's parent company
 (a) has its principle place of business in TX; or (b) employs at least 500 persons in TX

BISD Evaluators:
 Erica Redmon
 Phyllis Thibodeaux
 Grace V. Ruiz
 Tina Lee

5. Approve Resolution Approving the 2024 Tax Roll



Board Exhibit Cover Sheet

Meeting Date: October 17, 2024

Agenda Item/Exhibit Number: **II.E.5.**

Agenda Item Title: Approve Resolution Approving the 2024 Tax Roll

Cabinet Level Presenter(s): Cheryl Hernandez

Additional Presenter(s):

Executive Summary: In accordance with Section 26.09 of the Texas Property Tax Code, the assessor shall submit to the governing body for approval the tax roll for the current year. The tax roll represents the appraisal roll with the amount of tax due. The total levy of \$128,502,247.84 represents 100 percent (100%) collections of the tax roll for maintenance and operations and debt service. The total levy of \$4,408,051.53 represents 100 percent (100%) collections for the values associated with the Chapter 313 agreements which are totally applied to the debt service.

Recommendation: Approve resolution approving the 2024 tax roll.

Budget Impact* (if applicable): N/A

Funding Source (if applicable):

Compliance with Purchasing Guidelines (list applicable guidelines, including grant requirements):

Policy Reference (if applicable, list policy/regulation):

Legal Review (if necessary, list attorney and firm):

Cheryl Hernandez
Cabinet Level Presenter's Signature

10/7/2024
Date

*CFO Signature (required if there is a budget impact)

Date

General Counsel's Signature

Date

RESOLUTION

BE IT RESOLVED PURSUANT TO THE TEXAS PROPERTY TAX CODE, SECTION 26.09, THAT THE BOARD OF TRUSTEES FOR THE BEAUMONT INDEPENDENT SCHOOL DISTRICT HEREBY APPROVE THE 2024 TAX ROLL THIS 17TH DAY OF OCTOBER, 2024.

For Beaumont Independent School District

Sworn to and subscribed before me, the undersigned authority, this _____ day of _____, 2024.

Notary Public in and for the State of Texas

Jurisdiction: 4 BEAUMONT ISD

Total Parcels:	69,514	Tax Rate:	0.9649100	Opt Hom:	0.0000000
Market Value:	21,246,533,244	State Hom:	100,000	Opt O65:	5,000
		State O65:	10,000	Opt Disabled:	0
		Disabled:	10,000		

AG Exclusion Count:	458	AG Exclusion Amt:	91,499,315
Timber Exclusion Count:	102	Timber Exclusion Amt:	9,708,873
HS Capped Count:	12,335	HS Capped Amt:	334,828,523
NHS Capped Count:	5,506	NHS Capped Amt:	133,122,909
Assessed Value:	20,677,373,624		

Prorated-Exxv Cnt/Amt:	3,482	1,817,901,419	Pollution Control Cnt/Amt:	61	248,733,822
Immed Residential Homestead Cnt/Amt:	96	7,178,288	Pro Charitable Functions Cnt/Amt:	9	4,065,886
100% Exempt Vet Cnt/Amt:	553	113,437,594	Surviving Spouse First Responder Cnt/Amt:	2	250,846
Pro Youth Associations Cnt/Amt:	18	13,685,208	Military Deferral Cnt/Amt:	1	0
Prorated-Exxl Cnt/Amt:	3	2,370,682	Economic Exemption Cnt/Amt:	6	2,710,812,082
Chdo Cnt/Amt:	14	1,408,015	Hb366 Cnt/Amt:	530	677,436
Pro Misc Exempts Cnt/Amt:	101	4,261,447	Medical Or Biomedical Property Cnt/Amt:	4	18,508,509
Pro Schools Cnt/Amt:	45	20,370,018	Solar Exemption Cnt/Amt:	2	89,981
Low Income Housing Cnt/Amt:	7	17,627,125			

State Homestead Count:	21,721	State Homestead Amt:	1,906,762,616
Local Homestead Count:	0	Local Homestead Amt:	0
State Over 65 Count:	9,796	State Over 65 Amt:	63,213,454
Local Over 65 Count:	6,116	Local Over 65 Amt:	30,140,467
Surviving Spouse Count:	80	Surviving Spouse Amt:	667,824
State Disabled Count:	843	State Disabled Amt:	3,975,431
Local Disabled Count:	0	Local Disabled Amt:	0
Total VET Count:	524	Total VET Amt:	5,254,760
*VET Surviving Spouse Count:	13	*VET Surviving Spouse Amt:	130,500
*included in the Total VET Count/Amt			

Partial Exempt Values:	2,010,014,552		
Taxable Value:	13,685,980,714		
Total Levy Amt:	128,502,247.84		
Late AG Penalty Count:	1	Late AG Penalty Amt:	1.75
Late Rendition Penalty Count:	1,239	Late Rendition Penalty Amt:	415,037.80
Chapter 313 Savings Count:	2	Chapter 313 Savings Amt:	-93,847.97
Frozen Account Count:	10,161		
Frozen Homesite Value:	1,760,983,289		
Frozen Taxable Value:	746,543,038		
Unfrozen Levy Amt:	7,203,468.31		
Frozen Levy Amt:	3,336,915.01		
Frozen Levy Loss Amt:	3,866,553.30		
Total Non-Exempt Parcel Count:	69,514		

Tax Collection System - JEFFERSON COUNTY
Certified Roll Jurisdiction Summary
Processing For Tax Year: 2024 County Code: ALL Tax Unit: ALL Roll Codes: ALL

Jurisdiction:		6 BEAUMONT ISD CHP 313			
Total Parcels:	6	Tax Rate:	0.1626100		
Market Value:	2,710,812,082	State Hom:	0	Opt Hom:	0.0000000
		State O65:	0	Opt O65:	0
		Disabled:	0	Opt Disabled:	0
AG Exclusion Count:	0	AG Exclusion Amt:	0		
Timber Exclusion Count:	0	Timber Exclusion Amt:	0		
HS Capped Count:	0	HS Capped Amt:	0		
NHS Capped Count:	0	NHS Capped Amt:	0		
Assessed Value:	2,710,812,082				
State Homestead Count:	0	State Homestead Amt:	0		
Local Homestead Count:	0	Local Homestead Amt:	0		
State Over 65 Count:	0	State Over 65 Amt:	0		
Local Over 65 Count:	0	Local Over 65 Amt:	0		
Surviving Spouse Count:	0	Surviving Spouse Amt:	0		
State Disabled Count:	0	State Disabled Amt:	0		
Local Disabled Count:	0	Local Disabled Amt:	0		
Total VET Count:	0	Total VET Amt:	0		
Partial Exempt Values:	0				
Taxable Value:	2,710,812,082				
Total Levy Amt:	4,408,051.53				
Frozen Account Count:	0				
Frozen Homesite Value:	0				
Frozen Taxable Value:	0				
Unfrozen Levy Amt:	0.00				
Frozen Levy Amt:	0.00				
Frozen Levy Loss Amt:	0.00				
Total Non-Exempt Parcel Count:	6				

6. Approve District Instructional Material Adoption Committee



Board Exhibit Cover Sheet

Meeting Date: October 17, 2024

Agenda Item/Exhibit Number: **II.E.6.**

Agenda Item Title: District Instructional Material Adoption Committee

Cabinet Level Presenter(s): Jenny Angelo

Additional Presenter(s): Brandi Phillips

Executive Summary: As mandated by the State Board of Education, BISD will participate this year in during the 2024-2025 school year. The adoption of materials under IMRA Cycle 2024 is scheduled to occur in the fall of 2025. The adopted materials are scheduled to go into classrooms in the 2025-2026 school year.

Recommendation: The Board approves the members of the District IMA Committee.

Budget Impact* (if applicable): Materials will be funded through IMA funds.

Funding Source (if applicable): N/A

Compliance with Purchasing Guidelines (list applicable guidelines, including grant requirements): N/A

Policy Reference (if applicable, list policy/regulation): EFAA Local

Legal Review (if necessary, list attorney and firm): N/A



Cabinet Level Presenter's Signature

Oct. 7, 2024

Date

*CFO Signature (required if there is a budget impact)

Date

General Counsel's Signature

Date



IMRA Cycle 2024
 High School Math
 District Instructional Materials Committee
 Administration Level Committee
 Campus Level Committee

Administrative Level Committee

Location	Committee Member	Position
Central Office	Dr. Anita Frank	Associate Superintendent of Elementary Administration
Central Office	Anetra Cheatham	Assistant Superintendent of Secondary Administration
Central Office	Ryan Deloney	Director of Information Services and Technology
Central Office	Charlie Lopez	IT Senior Network Engineer
Central Office	Adam Justice	IT Programmer/Supervisor
Central Office	Karol Allen	Instructional Technologist
Admin. Annex	Brandi Phillips	District Coordinator for Instructional Materials
Admin. Annex	Jenny Angelo	Executive Director of Curriculum and Instruction
Admin. Annex	Denise Shaffer	Instructional Technology District Coordinator
Admin. Annex	Candace LeMasters	Coordinator of Advanced Academics
Admin. Annex	Gaylynn Guillory	Coordinator of Secondary Math
Admin. Annex	Jennifer Marlor	Coordinator of Bilingual/ESL



Admin. Annex	Dr. Grace Ruiz	Special Education Director (Beaumont United Feeder)
Admin. Annex	Tina Lee	Special Education Director (West Brook Feeder)

High School Math Committee

Campus	Algebra 1
Marshall	Miste Henderson
Odom	Doris Wilson
Pietzsch-MacArthur	Courtney Booker
Vincent	Tonika Balque
Beaumont United	Louis Bryant
Early College	Jean Ann Nichols
West Brook	Lori Abel
Campus	Geometry
Odom	Frad Tentina
Beaumont United	Mark Kenneth Ones, Sheryl Cannon
Early College	Ashlee Roberts
West Brook	Jenny Nguyen
Campus	Algebra 2
Beaumont United	Louis Bryant
Early College	Kelly Medina Rodriguez
West Brook	Cameron Bordages
Campus	Precalculus



Beaumont United	Mark Kenneth Ones, Louis Bryant
Early College	Jean Ann Nichols
West Brook	Donna Noblitt
Campus	Statistics and Probability
Beaumont United	Mark Kenneth Ones, Louis Bryant
Early College	Mark Jhun Vinluan
West Brook	Jason Yarbrough
Campus	Algebraic Reasoning
Beaumont United	Sheryl Cannon
Early College	Ashlee Roberts
West Brook	Kelsey Young
Campus	Mathematical Models with Applications
Beaumont United	Sheryl Cannon
West Brook	Odalys Colon

Community Level Committees

Parent/Community Involvement Committee

Campus	Parent/Community Involvement
West Brook	Karen Dailey , karenbdailey@me.com

F. ACTION ITEMS

1. Action, if any, on items discussed in closed session.
2. Approve Budget Amendments

Explanations of October Budget Amendments

General Fund GF-4

- Transfer \$2,000 from guidance & counseling fixed assets to instructional leadership general supplies to purchase needed supplies for leadership – Career & Technical Education (807).
- Transfer \$2,000 from instructional leadership fixed assets to guidance & counseling overtime for hourly department employees – Bilingual ESL (809).

SR-12

- Fund 211.599 Reallocate Funds to cover School Improvement Alignment.

SR-13

- Fund 211.ESF Reallocate Funds to Cover ESF aligned purchase for Beaumont United & Pietzsch Macarthur.

SR-14

- Fund 211.SAC Reallocate funds to cover School Action Continuation allowable expenses.

SR-15

- Fund 255 Reallocate funds to cover Subscriptions for Eduphoria Lead4ward purchased.

SR-16

- Fund 211 Reallocate funds for the services of School Days Foundation at Beaumont United.

SR-17

- Fund 224 Reallocate funds to purchase Data Dash Board.

2024-25 BUDGET AMENDMENT NUMBER GF-4

	<u>Current Budget</u>	<u>Change</u>	<u>Amended Budget</u>
<u>Expenditures</u>			
199.31.6395.52.807.22.000	2,000	(2,000)	-
199.21.6399.52.807.22.000	4,000	2,000	6,000
199.21.6395.58.809.25.000	8,000	(2,000)	6,000
199.31.6121.58.809.25.000	970	2,000	2,970
 Net Change in the General Fund Budget		<u><u>-</u></u>	

2024-2025 BUDGET CHANGE

Total Revenues/Other Sources	183,452,772	-	183,452,772
Total Expenditures	<u>185,380,908</u>	<u>-</u>	<u>185,380,908</u>
 2024-2025 Adjusted	 (1,928,136)	 -	 (1,928,136)

2024-25 BUDGET AMENDMENT NUMBER SR-12

	<u>Current Budget</u>	<u>Change</u>	<u>Amended Budget</u>
<u>Expenditures</u>			
<u>Instructional Leadership</u>			
211.21.6395.00.717.99.599	24,000	(1,730)	22,270
211.21.6399.00.717.99.599	6,000	(4,000)	2,000
<u>School Leadership</u>			
211.23.6395.00.014.30.599	6,620	1,120	7,740
211.23.6399.00.014.30.599	21,110	4,800	25,910
211.23.6399.00.014.30.599	21,110	(190)	20,920
Net Change Title I 1003 School Improvement		<u>-</u>	
<hr/>			
2024-2025 BUDGET CHANGE			
Total Revenues/Other Sources	80,000		80,000
Total Expenditures	<u>80,000</u>		<u>80,000</u>
 2024-2025 Adjusted	 -	 -	 -

2024-25 BUDGET AMENDMENT NUMBER SR-13

	<u>Current Budget</u>	<u>Change</u>	<u>Amended Budget</u>
<u>Expenditures</u>			
<u>Curriculum Development</u>			
211.13.6299.00.125.30.ESF	-	500	500
<u>Instructional Leadership</u>			
211.21.6399.00.014.30.ESF	25,578	(9,078)	16,500
211.21.6399.00.717.30.ESF	5,510	(1,500)	4,010
211.21.6411.00.125.30.ESF	4,500	(500)	4,000
211.21.6411.00.014.30.ESF	4,480	(520)	3,960
<u>School Leadership</u>			
211.23.6399.00.014.30.ESF	-	1,720	
211.23.6395.00.014.30.ESF	25,878	9,378	
Net Change Title I 1003 Focused Support		<u><u>-</u></u>	
<hr/> <hr/>			
2024-2025 BUDGET CHANGE			
Total Revenues/Other Sources	690,786		690,786
Total Expenditures	<u>690,786</u>		<u>690,786</u>
 2024-2025 Adjusted	-	-	-

2024-25 BUDGET AMENDMENT NUMBER SR-14

	<u>Current Budget</u>	<u>Change</u>	<u>Amended Budget</u>
<u>Expenditures</u>			
<u>Instructional Resources</u>			
211.12.6399.00.123.30.SAC	-	757	757
<u>Curriculum Development</u>			
211.13.6329.00.123.30.SAC	-	1,532	1,532
211.13.6399.00.123.30.SAC	8,025	(2,289)	5,736
 Net Change School Action Fund Continuation		<u>-</u>	
<hr/> <hr/>			
2024-2025 BUDGET CHANGE			
Total Revenues/Other Sources	750,000		750,000
Total Expenditures	<u>750,000</u>		<u>750,000</u>
 2024-2025 Adjusted	-	-	-

2024-25 BUDGET AMENDMENT NUMBER SR-15

	<u>Current Budget</u>	<u>Change</u>	<u>Amended Budget</u>
<u>Expenditures</u>			
<u>Curriculum Development</u>			
255.13.6329.00.854.24.000	52,100	8,600	8,600
<u>Instructional Leadership</u>			
255.21.6399.00.854.24.000	120,900	(8,600)	112,300
Net Change ESEA TITLE II		<u><u>-</u></u>	
<hr/> <hr/>			
2024-2025 BUDGET CHANGE			
Total Revenues/Other Sources	1,467,063		1,467,063
Total Expenditures	<u>1,467,063</u>		<u>1,467,063</u>
 2024-2025 Adjusted	 -	 -	 -

2024-25 BUDGET AMENDMENT NUMBER SR-16

	<u>Current Budget</u>	<u>Change</u>	<u>Amended Budget</u>
<u>Expenditures</u>			
<u>Instruction</u>			
211.11.6399.00.014.30.000	246,300	(38,000)	208,300
<u>Community Services</u>			
211.61.6299.00.014.30.290	-	38,000	38,000
Net Change ESEA TITLE I		<u>-</u>	
<hr/> <hr/>			
2024-2025 BUDGET CHANGE			
Total Revenues/Other Sources	8,355,091		8,355,091
Total Expenditures	<u>8,355,091</u>		<u>9,355,091</u>
2024-2025 Adjusted	-	-	-

2024-25 BUDGET AMENDMENT NUMBER SR-17

	<u>Current Budget</u>	<u>Change</u>	<u>Amended Budget</u>
<u>Expenditures</u>			
<u>Instruction</u>			
224.11.6219.00.814.23.000	1,400,000	(80,000)	1,320,000
<u>Guidance & Counseling Svc</u>			
224.31.6219.00.814.23.000	10,000	80,000	90,000
Net Change IDEA B FORMULA		<u><u>-</u></u>	
<hr/>			
2024-2025 BUDGET CHANGE			
Total Revenues/Other Sources	3,716,117		3,716,117
Total Expenditures	<u>3,716,117</u>		<u>3,716,117</u>
 2024-2025 Adjusted	 -	 -	 -

3. Approve Purchases of \$50K or More



Board Exhibit Cover Sheet

Meeting Date: October 17, 2024

Agenda Item/Exhibit Number: **II.F.3.**

Agenda Item Title: Approve Purchases over \$50,000.

Cabinet Level Presenter(s): Cheryl Hernandez

Additional Presenter(s): Ryan Deloney, Allen DeVault, Richelle Brooks

Executive Summary: The attached list reflects the purchases over \$50,000.

Recommendation: Approve purchases in the amounts shown on the attached list.

Budget Impact* (if applicable): General Fund: \$200,076.00
Capital Projects: \$183,257.83
Federal Funds: \$80,000.00

Funding Source (if applicable): General Fund, Capital Projects, Federal Funds

Compliance with Purchasing Guidelines (list applicable guidelines, including grant requirements): TEC CH. 44.031

Policy Reference (if applicable, list policy/regulation): CH (Legal & Local)

Legal Review (if necessary, list attorney and firm): N/A



Cabinet Level Presenter's Signature



Date

*CFO Signature (required if there is a budget impact)

Date

General Counsel's Signature

Date



General Fund

Sabyr Consulting	Information Technology	Subscription renewal for the district's firewall.	Region 5 20230703	\$87,576.00
Gaggle	Information Technology	Subscription renewal for safety platform to assist with self-harm and bullying.	BuyBoard 661-22	\$112,500.00
Total				\$200,076.00

Capital Projects

Preferred Facilities Group	Maintenance & Operations	Awning replacement at Odom Academy.	Buyboard 581-19	\$183,257.83
Total				\$183,257.83

Federal Funds

Multicultural Literacy Center LLC	Special Education	Dashboard creation to display data related to special education services.	CTPA Spring ISD 22-023	\$80,000.00
Total				\$80,000.00



Description	Rate	Qty	Line Total
PAN-PA-5220-ADVURL-HA2-R Subscription Advanced URL Filtering, 1-year, PA-5220, HA Pair Renewal	\$13,136.40	2	\$26,272.80
PAN-PA-5220-DNS-HA2-R DNS Security subscription for device in an HA pair renewal, PA-5220	\$8,757.60	2	\$17,515.20
PAN-PA-5220-TP-HA2-R Threat prevention subscription for device in an HA pair renewal, PA-5220	\$8,757.60	2	\$17,515.20
PAN-PA-5220-AWF-HA2-R WildFire subscription for device in an HA pair renewal, PA-5220	\$13,136.40	2	\$26,272.80
		Subtotal	87,576.00
		Tax	0.00
		Estimate Total (USD)	\$87,576.00

Prepared For
Beaumont ISD
Beaumont TX

Estimate Number
2579

Estimate Date
08/22/2024

Notes

We are an authorized vendor on the Region 5 ESC Purchasing Cooperative Contract #20230703

Terms

NET 30



Gaggle.Net, Inc.
 PO Box 735566
 Dallas, TX 75373-5566
 800-288-7750
 www.gaggle.net

Gaggle Quote

Beaumont Independent School District intends to implement and use the Gaggle services as outlined below:

Service Details

DESCRIPTION	NOTES	QUANTITY	UNIT PRICE	DISCOUNT	NET UNIT PRICE	NET TOTAL
Gaggle Safety Management - Google - Student	Email and Drive	18,000	\$6.00	\$0.75	\$5.25	\$94,500.00
Learn More: https://www.gaggle.net/safety-management						
Gaggle Safety Management - Dual Drive - Student	O365 OneDrive	18,000	\$1.00	\$0.00	\$1.00	\$18,000.00
Learn More: https://www.gaggle.net/safety-management						
TOTAL:						\$112,500.00

PRICING TERM: 12 Month Annual
SERVICE TERM: 10/1/2024 - 9/30/2025
VALID THROUGH:
ADDITIONAL INFO:
 BuyBoard Contract #661-22

*Does not include any applicable sales tax.

Please send Purchase Orders to accounting@gaggle.net.

While this letter shall not constitute a legal binding license, it is an expression of the intent of both parties to work towards formalizing a legally binding agreement.

Upon the commencement of service; Gaggle's applicable Quote, Invoice, [Terms of Service](#), [Service Level Agreement](#), [Privacy Policy](#), [Student Data Privacy Notice](#) along with future engagements and renewals of service; are hereby acknowledged and incorporated by reference.

Quote Number: Q-119947



PREFERRED FACILITIES GROUP - USA

September 13, 2024

Mailing Address:
PO Box 30500
Beaumont, TX 77720-0500

Ben Chenault
Beaumont ISD
3395 Harrison
Beaumont, TX 77703

(409) 842-8293
(409) 842-2271
pfg@pfg-usa.com
pfg-usa.com

Project: "Odom Awning Replacement"
Subject: "Proposal"

Job Order Contracting

Dear Mr. Chenault

Co-Op Purchasing Agreements

We are pleased to submit our Rough order of Magnitude proposal utilizing our 728-24 Buy Board Texas Contract based on local CCI and coefficient of .89.

Indefinite Delivery, Indefinite Quantity - IDIQ

Proposal Recap:

Multiple Award Construction Contracts - MACC

- Demo existing canopy lights including conduit and wires back to panel.
- Demo/Haul Off Existing Canopy.
- Saw cut and repour concrete where cracks and breaks exist.
- Install new canopy of same/like material.
- New structural I-beams.
- All new frame, columns, and decking.
- Re-run all new wires and conduit for the 5 canopy lights.
- Clean up any construction related debris associated with this project.

Task Order Contracts TOC

Proposal Cost	\$	178,788.13
Bond (If Applicable)	\$	4,469.70
Total Cost	\$	183,257.83

Construction Management - Agent or At-Risk

We estimate approximately **forty (40)** working days to complete upon material delivery. (4-5 Weeks) We explicitly exclude all liquidated damages for this project due to the volatility of the market and supply chain challenges.

Design Build

Government

Our estimate is based on our interpretation of the project as presented to us. Our scope is limited to the line items broken down into individual tasks of work and developed based upon the Unit Price Book rate as modified by the city cost adjustment and our Coefficient. All pricing for the required line-item estimate is derived from the current calendar year RSMeans Facilities Construction Cost Data Book with Updates.

Commercial

Education

Once the quantities of work and price are approved, the individual Job Order becomes a fixed-price lump sum contract.

Industrial

This pricing is based on recommended work hours of Monday thru Friday 7:00 am to 5:00 pm. Please contact us at 409-842-8293 at your convenience to discuss this estimate.

Infrastructure

Respectfully submitted,
Preferred Facilities Group - USA

Communications

Corporate/Retail

Joshua Schmuck
Project Manager/Estimator

Assembly

cc: PFG/file
24-0062





Beaumont ISD School District Special Education Proposal

Prepared by

Multicultural Literacy Center LLC

3102 Woodcreek Glen Lane

Houston, Texas 77073

ethellewis69@gmail.com

Purpose: The following proposal is intended to give an overall historical view of Beaumont ISD Special Education students, specifically in the areas of academics, discipline, attendance, and programs.

Create a dashboard that displays data related to special education services. (Ideally, all student data should be shared, and filters will allow for subgroups such as Special Education, ELL, or G/T)

- Attendance
- Special Education Enrollment (By campus, by grade level, by program, and by demographic information)
- Discipline Data
- Initial Referral Information
- DAEP Placements
- MDR's
- CRD(10 days in ISS)
- Universal Screens
- Specialist Monthly Visits

Other Services and Decision Points

- Create a Special Education Report Comparison as requested by the Senior Director and Directors
 - State Data Comparisons
 - Attendance Trends
 - Discipline Trends
 - Root cause analysis reports
 - Triangulation Reports
 - Campus Data Pages
- Prioritize Dashboard content as determined by Special Education Senior Leadership

Data Sources Needed (Data Sharing Agreement)

- Frontline (Teams)
- Eduphoria
- Branching Minds
- Google Docs used to collect information from Specialist such as campus visits
- State Data

Frequency

- Dashboard should be automated based with a shared location to access data
- Reports related to attendance should be updated twice a month
- Discipline Reports will be updated monthly
- Academic reports will create the following major checkpoints such as BOY, MOY & EOY
- State reporting will be created following the state test as soon as data is received by the district (within 48 hours)



Process

1. Submit Proposal for consideration
2. Review and adjust as needed
3. Submit for approval to administration
4. Submit to the board for approval
5. Create a scope of work contract with specific needs and request
6. Sign a data-sharing agreement
7. Process Initial Payment
8. Begin the work and set timelines

Pricing (Goes through the end of June)

- Monthly Retainer to complete work as needed (**\$10,000 per month**)
 - November 2024 - June 2025
 - Total of Proposal 8 months X \$10,000 per month (retainer)
- What is included:

Meeting with Developers

- Virtual Meetings to discuss dashboard needs and progress (Weekly 1st month)
- Bi-weekly virtual meetings (December & January)
- February – June (Monthly Virtual Meeting)

Professional Development (Included)

- 3 Professional Development meetings per contract (25 maximum participants)
- Data discussions face-to-face after BOY & MOY
- Virtual Meeting for training on Initial Campus Data Pages
- Discuss the Use of the dashboard, Reports, and upgrades as requested
- Additional training at a fee of (\$2,500 per day)

Payment Schedule

Upon signed agreement with Board Approval

50% deposit (\$40,000)

25% payment due 03/01/2025 (\$20,000)

Balance of Payment due 06/01/2025 (\$20,000)

Total of Contract	\$80,000
--------------------------	-----------------

4. Approve District/Campus Improvement Plans



Board Exhibit Cover Sheet

Meeting Date: October 17, 2024

Agenda Item/Exhibit Number: **II.F.4.**

Agenda Item Title: Approve District Improvement Plan 2024-2025

Cabinet Level Presenter(s): Dr. Anita Frank

Additional Presenter(s): D'Lana Barbay

Executive Summary: The purpose of the District Improvement Plan is to guide district and campus staff in the improvement of student performance for all student groups. The board shall ensure that a district improvement plan is developed, reviewed, and revised annually for improving the performance of all students. The board shall annually approve district goals and performance objectives.

Recommendation: The recommendation is that the Board approves the 2024-2025 District Improvement Plan.

Budget Impact* (if applicable): N/A

Funding Source (if applicable): N/A

Compliance with Purchasing Guidelines (list applicable guidelines, including grant requirements): N/A

Policy Reference (if applicable, list policy/regulation): N/A

Legal Review (if necessary, list attorney and firm): N/A

Anita Frank

Cabinet Level Presenter's Signature

10/13/24

Date

*CFO Signature (required if there is a budget impact)

Date

General Counsel's Signature

Date

GOAL 1: The percent of 3rd-grade students that score meets grade level or above on STAAR Reading will increase from 16% to 55% by June 2025.

Performance Objective 1: BISD will develop and implement processes and systems that create a culture of literacy on all campuses for the 2024–2025 school year.

Performance Objective 2: By June 2025, all K – 5 teachers will utilize district resources to deliver tiered instruction in RLA.

Performance Objective 3: Throughout the 2024–2025 school year, BISD will strengthen efficacy and capacity in RLA content and pedagogy for all K-5 RLA teachers.

GOAL 2: The percent of 3rd-grade students that score meets grade level or above on STAAR Math will increase from 11% to 50% by June 2025.

Performance Objective 1: BISD will develop and implement processes and systems that create a mathematical culture on all campuses for the 2024–2025 school year.

Performance Objective 2: By June 2025, all K-5 teachers will utilize district resources to deliver tiered instruction in Math.

Performance Objective 3: Throughout the 2024–2025 school year, BISD will strengthen efficacy and capacity in mathematical content and pedagogy for all K-5 math teachers.

Goal 3: The percent of graduates that meet the criteria for CCMR will increase from 36% to 60% by August 2025.

Performance Objective 1: The percentage of CCMR students that meet TSI criteria for Math and ELA will increase from 25% to 28% by August 2025.

Performance Objective 2: The percentage of CCMR students who complete dual credit classes will increase from 11% to 15% by August 2025.

Performance Objective 3: The percentage of CCMR students who complete an industry-based certification will increase from 8% to 14% by August 2025.

Performance Objective 4: The percentage of CCMR students who meet AP qualifying scores will increase from 5% to 15% by August 2025.

Goal 4: Beaumont ISD will improve its perception in the community as indicated on an annual net promoter survey score.

Performance Objective 1: BISD will decrease the percentage of students removed from class for disciplinary reasons from 16% (2018–2019 data) to 10% by June 2025.

Performance Objective 2: By June 2025, BISD will increase participation in parent and family engagement activities and trainings by 15%.

Performance Objective 3: During the 2024–2025 school year, BISD will increase the number of engagement opportunities for business partners, volunteers, and stakeholders by 10%.

GOAL 5: The district will increase the percentage of students in A or B rated schools from 34% to 50% by August 2025.

Performance Objective 1: BISD will increase the efficacy of Tier I instruction in all classrooms by 10% during the 2024–2025 school year.

Performance Objective 2: By June 2025, BISD will decrease the number of students who do not meet standard on STAAR assessments by 10%.

Performance Objective 3: Initiatives will be implemented by June 2025 on 100% of all campuses to support a culture and climate aligning with BISD's core beliefs.

Performance Objective 4: Throughout the 2024–2025 school year, 100% of campuses will implement systems that address the needs of the whole child to enable students to learn, develop, and reach their potential.

Performance Objective 5: BISD will continue and expand the implementation of measures on all campuses by June 2025 that enable special populations to meet or exceed state targets.



Board Exhibit Cover Sheet

Meeting Date: October 17, 2024

Agenda Item/Exhibit Number: **II.F.4.b.**

Agenda Item Title: Approve Campus Improvement Plans 2024-2025

Cabinet Level Presenter(s): Dr. Anita Frank

Additional Presenter(s): D'Lana Barbay and Campus Principals

Executive Summary: Each school year, the principal at each school campus, with the assistance of the campus-level committee, shall develop, review, and revise the Campus Improvement Plan. The purpose of the campus-level plan is to improve student performance for all student populations, including students in special education programs. A board shall ensure that campus improvement plans are developed, reviewed, and revised annually for improving the performance of all students. A board shall also annually approve campus performance objectives.

Recommendation: The recommendation is that the Board approves the 2023-2024 Campus Improvement Plans.

Budget Impact* (if applicable): N/A

Funding Source (if applicable): N/A

Compliance with Purchasing Guidelines (list applicable guidelines, including grant requirements): N/A

Policy Reference (if applicable, list policy/regulation): N/A

Legal Review (if necessary, list attorney and firm): N/A

Anita Frank

Cabinet Level Presenter's Signature

10/9/24

Date

*CFO Signature (required if there is a budget impact)

Date

General Counsel's Signature

Date



**Beaumont Independent School District
Beaumont Early College High School
2024–2025 Campus Improvement Plan**



GOAL 1: The percent of 3rd-grade students that score meets grade level or above on STAAR Reading will increase from 16% to 55% by June 2025.

Performance Objective 1: By November 2024, BECHS will review the incentivized reading program for overall participation and effectiveness in encouraging 70% or more of the enrolled students to engage in academic and pleasure reading.

GOAL 2: The percent of 3rd-grade students that score meets grade level or above on STAAR Math will increase from 11% to 50% by June 2025.

Performance Objective 1: By May 2025, Algebra I EOC scores will increase in Meets from 45% to 50%.

Goal 3: The percentage of graduates that meet the criteria for CCMR will increase from 36% to 60% by August 2025.

Performance Objective 1: By August 2024, 100% of students (maintaining 100% from prior year) that have not met standard on TSA2, and are delayed in doing so, will be enrolled in a Development Math and/or English class.

Goal 4: Beaumont ISD will improve its perception in the community as indicated on an annual net promoter survey score.

Performance Objective 1: By May 2025, Beaumont ECHS will have increased parent attendance at the monthly scheduled Title I parent engagement activities from an average of 5 to an average of 25, excluding Goals Night.

GOAL 5: The district will increase the percentage of students in A or B rated schools from 34% to 50% by August 2025.

Performance Objective 1: By May 2025, Beaumont ECHS will decrease the number of students that lose credit for a class due to failing grades by 10%, from 25% to 15%.



**Beaumont Independent School District
Beaumont United High School
2024–2025 Campus Improvement Plan**



GOAL 1: The percent of 3rd-grade students that score meets grade level or above on STAAR Reading will increase from 16% to 55% by June 2025.

Performance Objective 1: By December 2024, Beaumont United HS will create an incentivized reading program to encourage participation and encourage 70% or more of the enrolled students to engage in academic and pleasure reading.

GOAL 2: The percent of 3rd-grade students that score meets grade level or above on STAAR Math will increase from 11% to 50% by June 2025. Performance Objective 1: By May 2025, Algebra I EOC scores will increase in Meets from 27% to 30%

Goal 3: The percentage of graduates that meet the criteria for CCMR will increase from 36.6% to 65% by August 2025.

Performance objective 1: By Aug 2025, the percentage of students obtaining their CCMR points will increase from 68% to 80%

Performance objective 2: By May 2025, the percentage of students participating in AP exams will increase by 10%.

Goal 4: Beaumont ISD will improve its perception in the community as indicated on an annual net promoter survey score.

Performance Objective 1: By May 2025, Beaumont United HS will have increased parent attendance at the monthly scheduled Title 1 parent engagement activities by ten percent.

GOAL 5: The district will increase the percentage of students in A or B rated schools from 34% to 50% by August 2025.

Performance Objective 1: By May 2025, Beaumont United HS will increase the number of students that gain initial credit by ten percent.

**Beaumont Independent School District
WestBrook High School
2024–2025 Campus Improvement Plan**



GOAL 1: The percent of 3rd-grade students that score meets grade level or above on STAAR Reading will increase from 16% to 55% by June 2025.

Performance Objective 1: West Brook students will help enhance the third-grade scores at our elementary feeder schools by offering literacy support through the Youth Leadership of Southeast Texas (YLSET) and the National Honor Society (NHS).

GOAL 2: The percent of 3rd-grade students that score meets grade level or above on STAAR Math will increase from 11% to 50% by June 2025.

Performance Objective 1: West Brook students will help enhance the third-grade scores at our elementary feeder schools by offering math tutoring support through the Youth Leadership of Southeast Texas (YLSET) and the National Honor Society (NHS).

Goal 3: The percentage of graduates that meet the criteria for CCMR will increase from 36% to 60% by August 2025.

Performance Objective 1: By May 2025, the percentage of students obtaining their CCMR points will increase from 56% in 2024 to 65% in 2025.

Performance Objective 2: By May 2025, the percentage of students participating in AP exams will increase from 80% in Spring 2024 to 100% in Spring 2025

Performance Objective 3: By May 2025, the percentage of students who complete an AP exam will successfully score a 3 or higher will increase from 33% in 2024 to 40% in 2025.

Goal 4: Beaumont ISD will improve its perception in the community as indicated on an annual net promoter survey score.

Performance Objective 1: By May 2025, West Brook HS will have increased parent attendance at the monthly scheduled Title I engagement activities from an average of .05% (10) to 1.5% (35).

Performance Objective 2: By May 2025, West Brook HS will increase the number of positive social media posts from 3 per week to 6 per week.

GOAL 5: The district will increase the percentage of students in A or B rated schools from 34% to 50% by August 2025.

Performance Objective 1: By May 2025 West Brook HS will increase the number of students that gain initial credit from 85% in 2024 to 90%.



Beaumont Independent School District Minnie Rogers Juvenile Justice Center 2024–2025 Campus Improvement Plan

GOAL 1: The percentage of 3rd-grade students that score meets grade level or above on STAAR Reading will increase from 24% to 55% by June 2025.

Performance Objective 1: By May 2025, 90% of the incarcerated students who enroll at Minnie Rogers Juvenile Justice Center will work on the MindPlay Literacy Program 4 days a week for 45 minutes a day.

GOAL 2: The percentage of 3rd-grade students that score meets grade level or above on STAAR Math will increase from 26% to 50% by June 2025.

Performance Objective 1: By May 2025, 80% of the 5th - 12th grade struggling incarcerated students will be provided math-specific educational intervention daily targeting their deficits.

Goal 3: The percentage of graduates that meet the criteria for CCMR will increase from 36% to 60% by August 2025.

Performance Objective 1: By May 2025, 80% of the 9th -12th-grade incarcerated students will have some knowledge of various career path opportunities through at least one guest speaker from our community.

Goal 4: Beaumont ISD will improve its perception in the community as indicated on an annual net promoter survey score.

Performance Objective 1: By May 2025, Minnie Rogers Juvenile Justice Educational Program will work collaboratively with MRJJC Probation Officers monthly of the incarcerated students to communicate with parents when requested.

GOAL 5: The district will increase the percentage of students in A or B rated schools from 34% to 50% by August 2025.

Performance Objective 1: By May 2025, 80% of the incarcerated students who are released from MRJJC will report to their home campuses with a transitional support plan of success.

Performance Objective 2: During the 2024–2025 school year the Beaumont ISD Behavior Interventionists Specialist will provide bi-weekly restorative circle sessions for students of concern at MRJJC.

**Beaumont Independent School District
George C. Marshall Middle School
2024-2025 Campus Improvement Plan**



GOAL 1: The percentage of 3rd-grade students that score meets grade level or above on STAAR Reading will increase from 24% to 55% by June 2025.

Performance Objective 1: By May of 2025, 6th grade RLA (Reading Language Arts) STAAR passing scores will increase from 29% to 39 % in the meets category.

Performance Objective 2: By May of 2025, 7th grade RLA (Reading Language Arts) STAAR passing scores will increase from 43% to 53% in the meets category.

Performance Objective 3: By May of 2025, 8th grade RLA (Reading Language Arts) STAAR passing scores will increase from 43% to 54% in the meets category.

GOAL 2: The percentage of 3rd-grade students that score meets grade level or above on STAAR Math will increase from 26% to 50% by June 2025.

Performance Objective 1: By May of 2025, 6th grade Math STAAR passing scores will increase from 11% to 22% in the meets category.

Performance Objective 2: By May of 2025, 7th grade Math STAAR passing scores will increase from 8% to 20% in the meets category.

Performance Objective 3: By May of 2025, 8th grade Math STAAR passing scores will increase from 32% to 42%. in the meets category.

Goal 3: The percentage of graduates that meet the criteria for CCMR will increase from 36% to 60% by August 2025.

Performance Objective 1: Marshall will conduct at least 3 college and career assemblies informing scholars of high school and college career opportunities by June 2025.

Performance Objective 2: Expose 8th graders to a College and Career presentation involving potential careers and high school endorsements by June 2025.

Performance Objective 3: Expose 6th and 7th graders to a college and career presentation/performance from high school students by June 2025

Goal 4: Beaumont ISD will improve its perception in the community as indicated on an annual net promoter survey score.

Performance Objective 1: By May of 2025 the results of the survey over a positive school climate and culture will increase by 10%.

Performance Objective 2: By May 2025, reduce the number of peer conflicts from referral data by 10%

Performance Objective 3: We will hold a Community event at least once a month.

GOAL 5: The district will increase the percentage of students in A or B rated schools from 34% to 50% by August 2025.

Performance Objective 1: 100% of core teachers will participate in weekly PLC meetings focused on student achievement throughout the 2024-2025 school year.

Performance Objective 2: We will increase our campus rating from not being rated to a C or higher.

Performance Objective 3: We will increase the number of students enrolled in our STEM Academy.

**Beaumont Independent School District
Odom Academy Middle School
2024– 2025 Campus Improvement Plan**

GOAL 1: The percentage of 3rd-grade students that score meets grade level or above on STAAR Reading will increase from 24% to 55% by June 2025.

Performance Objective 1: John P. Odom Academy Middle School will increase 8th-grade Reading STAAR performance from 58% Meets to 65% Meets by June 2025.

Performance Objective 2: John P. Odom Academy Middle School will have 40% of its 6th-grade students perform at Meets on the 2025 Reading STAAR.

Performance Objective 3: John P. Odom Academy Middle School will increase 7th Grade Reading STAAR performance from 40% Meets to 47% Meets by June 2025.

GOAL 2: The percentage of 3rd-grade students that score meets grade level or above on STAAR Math will increase from 26% to 50% by June 2025.

Performance Objective 1: John P. Odom Academy Middle School will increase 7th-grade Math STAAR performance from 22% Meets to 30% Meets by June 2025.

Performance Objective 2: John P. Odom Academy Middle School will increase 8th Grade Math STAAR performance from 5% Meets to 15% Meets by June 2025.

Performance Objective 3: John P. Odom Academy Middle School will have 52% of its 6th-grade students perform at Meets on the 2025 Math STAAR.

Goal 3: The percentage of graduates that meet the criteria for CCMR will increase from 36% to 60% by August 2025.

Performance Objective 1: John P. Odom Academy Middle School will successfully enroll 100% of the 8th-grade students in a CTE class by June 2025.

Performance Objective 2: John P. Odom Academy Middle School will increase the number of college-related activities from 4 to 7 by June 2025.

Goal 4: Beaumont ISD will improve its perception in the community as indicated on an annual net promoter survey score.

Performance Objective 1: John P. Odom Academy Middle School will increase student attendance and engagement from 94% to 96% by June 2025.

Performance Objective 2: John P. Odom Academy Middle School will increase staff attendance from 95% to 97% by June 2025.

GOAL 5: The district will increase the percentage of students in A or B rated schools from 34% to 50% by August 2025.

Performance Objective 1: John P. Odom Academy Middle School will increase student achievement by 10% in all STAAR content areas by June 2025.



**Beaumont Independent School District
Vincent Middle School
2024-2025 Campus Improvement Plan**



GOAL 1: The percent of 3rd-grade students that score meets grade level or above on STAAR Reading will increase from 16% to 55% by June 2025.

Performance Objective 1: Increase student achievement on all grade level STAAR Reading/RLA assessments (Meets Category) from 48% to 60% for all students by June 2025.

GOAL 2: The percent of 3rd-grade students that score meets grade level or above on STAAR Math will increase from 11% to 50% by June 2025.

Performance Objective 1: Increase student achievement on all grade level STAAR Math assessments (Meets Category) from 26% to 40% for all students by June 2025.

Goal 3: The percentage of graduates that meet the criteria for CCMR will increase from 36% to 60% by August 2025.

Performance Objective 1: By May 2025, our campus will increase CCMR opportunities for 8th-grade students from 2 to 4 college visits.

Performance Objective 2: By May 2025, our campus will increase 7th and 8th grade students in college career readiness classes from 50% to 75% of each grade level enrollment.

Goal 4: Beaumont ISD will improve its perception in the community as indicated on an annual net promoter survey score.

Performance Objective 1: By May 2025, we will increase training/sessions/opportunities for parents, families and volunteers from 10 to 12 times a year.

Performance Objective 2: We will increase the number of educationally focused parent and family events from 8 to 10 by June 2025.

GOAL 5: The district will increase the percentage of students in A or B rated schools from 34% to 50% by August 2025.

Performance Objective 1: We will close learning gaps on the A through F category 3 by 20% for the 2024-2025 school year.

Performance Objective 2: Increase student achievement on the STAAR Science and Social Studies assessment (Meets Category) from 11% to 25% Social Studies and 10% to 25% Science for all 8th-grade students at Vincent Middle School by the end of 2024-2025.

Beaumont Independent School District
Amelia Elementary
2024–2025 Campus Improvement Plan



GOAL 1: The percentage of 3rd-grade students that score meets grade level or above on STAAR Reading will increase from 21% to 55% by June 2025.

Performance Objective 1: By May 2025, 3rd-grade students will increase reading from 21% to 55% on meets with STAAR.

Performance Objective 2: Pre-K students meeting grade-level criteria on the CLI Engage assessment in Reading will increase from 57% to 80% by May 2025.

Performance Objective 3: The percentage of K students meeting grade-level criteria on the M-Class assessment in Reading will increase from 18% to 55% by May 2025.

GOAL 2: The percentage of 3rd-grade students that score meets grade level or above on STAAR Math will increase from 15% to 50% by June 2025.

Performance Objective 1: The percentage of Pre-K students meeting grade-level criteria on the CIRCLE assessment in math will increase from 81% to 85% by May 2025.

Performance Objective 2: The percentage of Kindergarten students meeting grade-level criteria on the district Math assessment will increase from 21% to 50% by May 2025.

Performance Objective 3: The percentage of 1st-grade students meeting grade-level criteria on the district Math assessment will increase from 30% to 50% by May 2025.

Goal 3: The percentage of graduates that meet the criteria for CCMR will increase from 36% to 60% by August 2025.

Performance Objective 1: The CCMR department will provide the campus with at least one CCMR 'roadshow' for the 2024 - 2025 school year.

Goal 4: Beaumont ISD will improve its perception in the community as indicated by an annual net promoter survey score.

Performance Objective 1: Amelia will increase the number of parent educational activities from 1 to 2 per semester by May 2025

GOAL 5: The district will increase the percentage of students in A or B-rated schools from 34% to 50% by August 2025.

Performance Objective 1: Grades 3–5 will increase the number of students at meets in STAAR Reading from 34% to 55% by May 2025.

Performance Objective 2: Grades 3–5 will increase the number of students at meets in STAAR Math from 24% to 50% by May 2025.

Performance Objective 3: Active monitoring in reading and math with fidelity will increase from 5% to 65% by May 2025.

**Beaumont Independent School District
Bingman Head Start
2024-2025 Campus Improvement Plan**



GOAL 1: The percentage of 3rd-grade students that score meets grade level or above on STAAR Reading will increase from 24% to 55% by June 2025.

Performance Objective 1: Increase literacy and language skills scores from 69% on EOY 2024 to 79% for the 2025 EOY assessment.

GOAL 2: The percentage of 3rd-grade students that score meets grade level or above on STAAR Math will increase from 26% to 50% by June 2025.

Performance Objective 1: Math and Science skills will increase from 82% on the 2024EOY to 85% on the EOY in May 2025.

Goal 3: The percentage of graduates that meet the criteria for CCMR will increase from 36% to 60% by August 2025.

Performance Objective 1: Bingman will continue to build Social & Emotional skills from 83% to 95% by May 2025, encouraging students to be anything they choose to be.

Goal 4: Beaumont ISD will improve its perception in the community as indicated on an annual net promoter survey score.

Performance Objective 1: Bingman will increase parents' participation in training and meeting offerings from 50 parents in 2024 to 65 parents by May 2025.

Performance Objective 2: We will increase our Community Partners from 8 active partners in 2024 to 20 partners by May 2025.

GOAL 5: The district will increase the percentage of students in A or B rated schools from 34% to 50% by August 2025.

Performance Objective 1: By May 2025, to increase proficiency level of instructional staff, using their Head Start CLASS Observation Evaluations by 10%.

Performance Objective 2: Bingman student attendance will increase from 89% to 92% by May 2025.



Beaumont Independent School District
Blanchette Elementary School
2024-2025 Campus Improvement Plan



GOAL 1: The percent of 3rd-grade students that score meets grade level or above on STAAR Reading will increase from 16% to 55% by June 2025.

Performance Objective 1: By May 2025, the percent of kindergarten students achieving a composite score of at/above benchmark on the mClass assessment will increase from 28% to 55%.

Performance Objective 2: By May 2025, the percent of first grade students achieving a composite score of at benchmark or above on the mClass assessment will increase from 31% to 55%.

Performance Objective 3: By May 2025, the percent of second grade students achieving a composite score of qt benchmark or above on the mClass assessment will increase from 29% to 55%.

GOAL 2: The percent of 3rd-grade students that score meets grade level or above on STAAR Math will increase from 11% to 50% by June 2025.

Performance Objective 1: By May 2025, the percent of Kindergarten students achieving Average to High on the NWEA Map online assessment will increase 13% to 50%.

Performance Objective 2: By May 2025, the percent of first grade students achieving Average to High on the NWEA Map online assessment will increase from 11% to 50%.

Performance Objective 3: By May 2025, the percent of second grade students achieving Average to High on the NWEA Map online assessment will increase from 9% to 50%.

Goal 3: The percentage of graduates that meet the criteria for CCMR will increase from 36% to 60% by August 2025.

Performance Objective 1: By May 2025, all students will be exposed to careers in our community and beyond.

Goal 4: Beaumont ISD will improve its perception in the community as indicated on an annual net promoter survey score.

Performance Objective 1: By May 2025, grade level participation in school activities will increase through offering monthly trainings and content activities to actively engage parents.

Performance Objective 2: Maintain an active network of at least 5 community resources and partnerships by May 2025.

GOAL 5: The district will increase the percentage of students in A or B rated schools from 34% to 50% by August 2025.

Performance Objective 1: By May 2025, 46% of 3rd - 5th grade students will meet the 2023 - 2027 STAAR RLA Interim Target with 34% African American, 39% Hispanic, and 37% High Focus.

Performance Objective 2: By May 2025, 49% of all student will meet the 2023 - 2027 STAAR Math Interim Target with 33% African American, 44% Hispanic, and 42% High Focus.

**Beaumont Independent School District
Caldwood Elementary
2024–2025 Campus Improvement Plan**

GOAL 1: The percentage of 3rd–grade students that score meets grade level or above on STAAR Reading will increase from 24% to 55% by June 2025.

Performance Objective 1: By June 2025, the percentage of 3rd–grade students that score meets grade level or above on STAAR Reading will increase from 25% to 35%.

Performance Objective 2: By June 2025, all K–5 teachers will utilize district resources to deliver tiered instruction.

GOAL 2: The percentage of 3rd–grade students that score meets grade level or above on STAAR Math will increase from 26% to 50% by June 2025.

Performance Objective 1: By June 2025, the percentage of 3rd–grade students that score meets grade level or above on STAAR Math will increase from 19% to 29%.

Goal 3: The percentage of graduates that meet the criteria for CCMR will increase from 36% to 60% by August 2025.

Performance Objective 1: By June 2025, 100% of our Kindergarten through 5th grade students will have the opportunity to explore career pathways through the online Xello program.

Goal 4: Beaumont ISD will improve its perception in the community as indicated on an annual net promoter survey score.

Performance Objective 1: By June 2025, Caldwood Elementary will provide a minimum of ten family engagement activities to help bridge the gap between home and school.

Performance Objective 2: By June 2025, Caldwood Elementary will maintain an ongoing relationship with a minimum of 10 local businesses to help bridge the gap between the school and the community.

GOAL 5: The district will increase the percentage of students in A or B rated schools from 34% to 50% by August 2025.

Performance Objective 1: By June of 2025, the percentage of all 3rd–5th grade students that score meets grade level or above on STAAR Reading will increase from 23% to 33%.

Performance Objective 2: By June of 2025, the percentage of all 3rd–5th grade students that score meets grade level or above on STAAR Math will increase from 24% to 34%.

Performance Objective 3: By June of 2025, the percent of 5th–grade students that score meets grade level or above on STAAR Science will increase from 4% to 14%.

Performance Objective 4: By June of 2025, all Emergent Bilingual students in grades Kindergarten through 5th will show growth by at least one language proficiency level in one or more language domains.

Performance Objective 5: By June 2025, student attendance will increase from 94% to 97%.



GOAL 1: The percentage of 3rd-grade students that score meets grade level or above on STAAR Reading will increase from 16% to 55% by June 2025.

Performance Objective 1: By June 2025, we will increase the percentage of Tier I third-grade students on mClass from 45% to 60%.

Performance Objective 2: By June 2025, we will increase the percentage of Tier I second-grade students on mClass from 39% to 60%.

Performance Objective 3: By June 2025, we will increase the percentage of Tier I first-grade students on mClass from 43% to 60%.

Performance Objective 4: By June 2025, we will increase the percentage of Tier I Kindergarten students on mClass from 44% to 60%

GOAL 2: The percentage of 3rd-grade students that score meets grade level or above on STAAR Math will increase from 11% to 50% by June 2025.

Performance Objective 1: By June 2025, we will increase the percentage of Tier I third-grade students on NWEA MAP from 22% to 50%.

Performance Objective 2: By June 2025, we will increase the percentage of Tier I second-grade students on NWEA MAP from 23% to 50%

Performance Objective 3: By June 2025, we will increase the percentage of Tier I first-grade students on NWEA MAP from 33% to 50%

Performance Objective 4: By June 2025, we will increase the percentage of Tier I Kindergarten students on NWEA MAP from 44% to 50%

Goal 3: The percentage of graduates that meet the criteria for CCMR will increase from 36% to 60% by August 2025.

Performance Objective 1: By June 2025, 100% of our students will access Xello, an outline platform, to explore career pathways, at least three times a month.

Goal 4: Beaumont ISD will improve its perception in the community, as indicated by its annual net promoter survey score.

Performance Objective 1: By June 2025, Charlton-Pollard Elementary will increase family engagement activities to one to two activities per month.

Performance Objective 2: By June 2025, Charlton-Pollard Elementary will increase active participation from our business partners to at least 6 out of the identified partners.

GOAL 5: The district will increase the percentage of students in A or B-rated schools from 34% to 50% by August 2025.

Performance Objective 1: By June 2025, student attendance will increase from 92% to 97%.

Performance Objective 2: By June 2025, Charlton-Pollard Elementary will increase its campus rating by at least one letter grade.

**Beaumont Independent School District
Sallie Curtis Elementary
2024-2025 Campus Improvement Plan**



GOAL 1: The percentage of 3rd-grade students that score meets grade level or above on STAAR Reading will increase from 24% to 55% by June 2025.

Performance Objective 1: The percent of Kindergarten students meeting grade level criterion on the mClass assessment in Reading will increase from 62% in May 2024 to 65% by May 2025.

Performance Objective 2: The percent of 1st Grade students meeting grade level criterion on the mClass assessment in Reading will increase from 59% in May 2024 to 62% by May 2025.

Performance Objective 3: The percent of 2nd Grade Students meeting grade level criterion on the mClass assessment in Reading will increase from 64% in May 2024 to 67% by May 2025.

Performance Objective 4: The percent of 3rd Grade students who score Meets grade level or above on STAAR Reading will increase from 49% in May 2024 to 52% in May 2025.

GOAL 2: The percentage of 3rd-grade students that score meets grade level or above on STAAR Math will increase from 26% to 50% by June 2025.

Performance Objective 1: The percent of Kindergarten students meeting grade level criterion on the NWEA Map Math Assessment will increase from 65% in May 2024 to 68% by May 2025.

Performance Objective 2: The percent of 1st Grade students meeting grade level criterion on the NWEA Map Math Assessment will increase from 56% in May 2024 to 59% by May 2025.

Performance Objective 3: The percent of 2nd Grade students meeting grade level criterion on the NWEA Map Math Assessment will increase from 53% in May 2024 to 56% by May 2025.

Performance Objective 4: The percent of 3rd Grade students who score Meets grade level or above on STAAR Math will increase from 34% in May 2024 to 37% in May 2025.

Goal 3: The percentage of graduates that meet the criteria for CCMR will increase from 36% to 60% by August 2025.

Performance Objective 1: Increase the number of career oriented presentations and demonstrations using the Curtis Cardinal NEST, gymnasium, classrooms, and off campus facilities from 6 in the 2023-2024 to 9 in the 2024-2025 School Year.

Goal 4: Beaumont ISD will improve its perception in the community as indicated on an annual net promoter survey score.

Performance Objective 1: Increase the number of family and community members activities (academic and relationship building) from 22 in the 2023-2024 School Year to 25 in the 2024-2025 School Year.

Performance Objective 2: Achieve at least 50% score of students who are excited about the activities they do when learning in the 2024-2025 School Year based on a campus created survey.

GOAL 5: Beaumont ISD will increase the percentage of students in A or B rated schools from 34% to 50% by August 2025.

Performance Objective 1: Increase student attendance from 93.5% in the 2023-2024 School year to 95% in the 2024-2025 School Year.

Performance Objective 2: Increase the number of celebrations that recognize Perfect Attendance from 4 in the 2023-2024 School Year to at least 6 in the 2024-2025 School Year.

Performance Objective 3: Increase the percent of 4th Grade students that score Meets grade level or above on STAAR Reading from 49% in May 2024 to 52% in May 2025.

Performance Objective 4: Increase the percent of 4th Grade students that score Meets grade level or above on STAAR Math from 38% in May 2024 to 41% in May 2025.

Performance Objective 5: Increase the percent of 5th Grade students that score Meets grade level or above on STAAR Reading from 59% in May 2024 to 62% in May 2025.

Performance Objective 6: Increase the percent of 5th Grade students that score Meets grade level or above on STAAR Math from 40% in May 2024 to 43% in May 2025.

GOAL 1: The percent of 3rd-grade students that score meets grade level or above on STAAR Reading will increase from 16% to 55% by June 2025.

Performance Objective 1: By May 2025 the number of kindergarten students at Urgent Intervention (Tier3) using Mclass data will reduce by 25% from BOY to EOY.

Performance Objective 2: By May 2025 the number of 2nd-grade students at Urgent Intervention (Tier3) using Mclass data will reduce by 25% from BOY to EOY.

Performance Objective 3: By May 2025 the number of 1st-grade students at Urgent Intervention (Tier3) using Mclass data will reduce by 25% from BOY to EOY.

GOAL 2: The percent of 3rd-grade students that score meets grade level or above on STAAR Math will increase from 11% to 50% by June 2025.

Performance Objective 1: By May 2025 the number of kindergarten students working at grade level based on MAP data will increase by 25% from BOY to EOY.

Performance Objective 2: By May 2025 the number of second-grade students working at grade level based on MAP data will increase by 25% from BOY to EOY.

Performance Objective 3: By May 2025 the number of first-grade students working at grade level based on MAP data will increase by 25% from BOY to EOY.

Goal 3: The percentage of graduates that meet the criteria for CCMR will increase from 36% to 60% by August 2025.

Performance Objective 1: By May 2025 Dishman Elementary will increase the number of CCMR awareness events from one to three.

Performance Objective 2: By May 2025, Dishman Elementary will hold at least 1 monthly CCMR day for students to identify and explore various colleges and careers.

Goal 4: Beaumont ISD will improve its perception in the community as indicated on an annual net promoter surveyscore.

Performance Objective 1: By May 2025 Dishman Elementary will increase our yearly parent engagement events from 13 events to 15 events.

Performance Objective 2: By May 2025 Dishman Elementary will increase our yearly educational partner engagement events from 1 event to 4 events.

GOAL 5: The district will increase the percentage of students in A or B rated schools from 34% to 50% by August 2025.

Performance Objective 1: By May 2025 Dishman Elementary will improve in

Domain 1 (Academic Achievement) "meets level" in math for grades 3–5 from 27% to 37%.

Performance Objective 2: By May 2025 Dishman Elementary will improve in Domain 1 (Academic Achievement) "meets level" in reading for grades 3–5 from 34% to 44%.

Performance Objective 3: By May 2025 Dishman Elementary will close the STAAR achievement gap of our economically disadvantaged student population (STAAR Domain 3) by 25% in math.

Performance Objective 4: By May 2025, 100% of Dishman educational staff will have received specific training to increase our campus rating by one letter grade.

**Beaumont Independent School District
Fletcher Elementary
2024–2025 Campus Improvement Plan**



GOAL 1: The percent of 3rd-grade students that score meets grade level or above on STAAR Reading will increase from 24% to 55% by June 2025.

Performance Objective 1: The percent of PreK students meeting grade level criterion on the CIRCLE assessment in Reading will increase from 41% on English BOY data to 77% and 33% on Spanish BOY data to 77% by May 2025 on EOY data.

Performance Objective 2: The percent of Kindergarten students meeting grade level criterion on the mCLASS assessment will increase from 14% in BOY data to 55% by May 2025 on EOY data.

Performance Objective 3: The percent of 1st-grade students meeting grade level criterion on the mCLASS assessment will increase from 26% in BOY data to 55% by May 2025 on EOY data.

Performance Objective 3: The percent of 2nd-grade students meeting grade level criterion on the mCLASS assessment will increase from 17% in BOY data to 55% by May 2025 on EOY data.

GOAL 2: The percent of 3rd-grade students that score meets grade level or above on STAAR Math will increase from 26% to 50% by June 2025.

Performance Objective 1: The percent of PreK students meeting grade level criterion on the CIRCLE (CLI engage) assessment in Math will increase from 38% on English BOY data to 91% and 50% on Spanish BOY data to 91% by May 2025 on EOY data.

Performance Objective 2: The percent of Kindergarten students meeting grade level criterion on the NWEA Maps assessment will increase from 39% on BOY data to 55% on EOY by May 2025 on EOY data.

Performance Objective 3: The percent of 1st-grade students meeting grade level criterion on the NWEA MAPS assessment will increase from 21% in BOY data to 55% by May 2025 on EOY data.

Performance Objective 4: The percent of 2nd-grade students meeting grade level criterion on the NWEA Maps assessment will increase from 18% in BOY (beginning of the year) data to 55% on EOY (end of the year) data by May 2025.

Goal 3: The percentage of graduates that meet the criteria for CCMR will increase from 36% to 60% by August 2025.

Performance Objective 1: By the end of May 2025, at least 95% of PK–5th grade students will attend a CCMR event to increase awareness of college, career, and military readiness.

Goal 4: Beaumont ISD will improve its perception in the community as indicated on an annual net promoter survey score.

Performance Objective 1: By the end of May 2025, we will increase partnerships with community members and business partners from four to six.

Performance Objective 2: By May 2025, we will have increased the number of parents that attend parent engagement activities by 15%.

GOAL 5: The district will increase the percentage of students in A or B rated schools from 34% to 50% by August 2025.

Performance Objective 1: By the end of the 2025 school year, the Math STAAR scores meeting standard for 3rd Grade will increase from 28% to 55%.

Performance Objective 2: By the end of the 2025 school year, the Reading STAAR scores meeting standard for 3rd Grade will increase from 39% to 55%.

Performance Objective 3: By the end of the 2025 school year, the Reading STAAR scores meeting standard for 4th Grade will increase from 34% to 55%.

Performance Objective 4: By the end of the 2025 school year, the overall Science STAAR score for 5th Graders meeting standard will increase from 18% to 55%.

Performance Objective 5: By the end of the 2025 school year, at least 80% of EB (emergent bilingual) students will grow one full year in their language as evidenced by the TELPAS assessment.



Beaumont Independent School District
Roy Guess Elementary
2024–2025 Campus Improvement Plan



GOAL 1: The percent of 3rd-grade students that score meets grade level or above on STAAR Reading will increase from 24% to 55% by June 2025.

Performance Objective 1: By May 2025, we will increase the percentage of Tier 1 second grade students on mClass Reading from 45% to 50%.

Performance Objective 2: By May 2025, we will increase the percentage of Tier 1 first grade students on mClass Reading from 48% to 55%.

Performance Objective 3: By May 2025, we will increase the percentage of Tier 1 third grade students on mClass Reading from 48% to 55%.

GOAL 2: The percent of 3rd-grade students that score meets grade level or above on STAAR Math will increase from 26% to 50% by June 2025.

Performance Objective 1: By May 2025, we will increase the percentage of first grade students performing at TIER 1 on NWEA MAP from 33% to 40%.

Performance Objective 2: By May 2025, we will increase the percentage of second grade students performing at TIER 1 on NWEA MAP from 46% to 55%.

Performance Objective 3: By May 2025, we will increase the percentage of third grade students that score meets grade level or above on STAAR Math from 22% to 50%.

Goal 3: The percentage of graduates that meet the criteria for CCMR will increase from 36% to 60% by August 2025.

Performance Objective 1: By May 2025, 100% of our students, PreK-5, will be provided opportunities to explore career pathways through various platforms.

Performance Objective 2: By May 2025, 100% of our 3rd- 5th grade students will participate in the Lamar STEM activities.

Goal 4: Beaumont ISD will improve its perception in the community as indicated on an annual net promoter survey score.

Performance Objective 1: By May 2025, student attendance will increase from 92% to at least 96%.

Performance Objective 2: By May 2025, the percentage of parents participating in at least 50% of school related activities will increase from 5% to 10%.

GOAL 5: The district will increase the percentage of students in A or B rated schools from 34% to 50% by August 2025.

Performance Objective 1: By June 2025, the percentage of students will score meets from 19% to 40%, and 20% will master on Math STAAR in 4th grade.

Performance Objective 2: By June 2025, the percentage of students will score meets from 28% to 40%, and 15% will master on STAAR Reading in 4th grade.



GOAL 1: The percentage of 3rd-grade students that score meets grade level or above on STAAR Reading will increase from 24% to 55% by June 2025

Performance Objective 1: The percentage of 3rd-grade students that score meets grade level or above on STAAR Reading will increase from 19% to 25% by June 2025.

Performance Objective 2: The percentage of 1st-grade students reading At/Above benchmark criterion on End of Year (EOY) mClass assessment will increase from 40% to 50% by May 2025.

Performance Objective 3: The percentage of 2nd-grade students reading At/Above benchmark criterion on End of Year (EOY) mClass assessment will increase from 46% to 55% by May 2025.

Performance Objective 4: The percentage of Kindergarten students performing At/Above benchmark criterion for Letter Naming, Vocabulary, and Phonological Awareness on End of Year (EOY) CLI Engage assessment will increase from 27% to 42% for Letter Naming, from 39% to 49% for Vocabulary, and from 64% to 74% for Phonological Awareness by May 2025.

GOAL 2: The percentage of 3rd-grade students that score meets grade level or above on STAAR Math will increase from 26% to 50% by June 2025.

Performance Objective 1: The percentage of 3rd-grade students that score meets grade level or above on STAAR Math will increase from 15% to 25% by June 2025.

Performance Objective 2: The percentage of 1st-grade students performing at Tier I based on the EOY NWEA Map assessment will increase from 36% to 42% by May 2025.

Performance Objective 3: The percentage of 2nd-grade students performing at Tier I based on the EOY NWEA Map assessment will increase from 24% to 29% by May 2025.

Performance Objective 4: The percentage of Kindergarten students performing at Tier I based on the EOY CLI Engage assessment will increase from 64% to 74% by May 2025.

Goal 3: The percentage of graduates that meet the criteria for CCMR will increase from 36% to 60% by August 2025.

Performance Objective 1: By May 2025, each grade level will experience at least 1 unique CCMR (College, Career, and Military Readiness) activity.

Goal 4: Beaumont ISD will improve its perception in the community as indicated on an annual net promoter survey score.

Performance Objective 1: Homer Drive Elementary will increase the number of parent engagement activities from one to a minimum of two per month by May 2025.

Performance Objective 2: For the 2024–2025 school year, the number of campus-wide discipline infractions will decrease from 186 to 166.

GOAL 5: The district will increase the percentage of students in A or B rated schools from 34% to 50% by August 2025.

Performance Objective 1: The overall percentage of students who score meets grade level or above in 4th grade on all STAAR Assessment content areas will increase by 10% by June 2025.

Performance Objective 2: The overall percentage of students who score meets grade level or above in 5th grade on all STAAR Assessment content areas will increase by 10% by June 2025.

**Beaumont Independent School District
Martin Elementary School
2024–2025 Campus Improvement Plan**



GOAL 1: The percentage of 3rd-grade students that score meets grade level or above on STAAR Reading will increase from 24% to 55% by June 2025.

Performance Objective 1: By May 2025, the percent of kindergarten students achieving a composite score of At Benchmark or Above on mClass in Reading will increase from 41% to 55%.

Performance Objective 2: By May 2025, the percent of 1st grade students achieving a composite score of At Benchmark or Above on mClass in Reading will increase from 44% to 55%.

Performance Objective 3: By May 2025, the percent of 2nd grade students achieving a composite score of At Benchmark or Above on mClass in Reading will increase from 38% to 55%.

GOAL 2: The percentage of 3rd-grade students that score meets grade level or above on STAAR Math will increase from 26% to 50% by June 2025.

Performance Objective 1: By May 2025, the percentage of kindergarten students performing at or above grade level on the NWEA math assessment will increase from 44% to 55%.

Performance Objective 2: By May 2025, the percentage of first grade students performing at or above grade level on the NWEA math assessment will increase from 23% to 50%.

Performance Objective 3: By May 2025, the percentage of second-grade students performing at or above grade level on the NWEA math assessment will increase from 12% to 50%.

Goal 3: The percentage of graduates that meet the criteria for CCMR will increase from 36% to 60% by August 2025.

Performance Objective 1: By May 2025, the campus will host at least 2 career and college explosion fairs (1) in the fall and (1) in the Spring, in an effort to increase students' knowledge of colleges, careers, and the military.

Performance Objective 2: By May 2025, the campus will implement a weekly Future Ready College t-shirt day and a monthly college and career spotlight to post in our Future Ready Hallway.

Goal 4: Beaumont ISD will improve its perception in the community as indicated on an annual net promoter survey score.

Performance Objective 1: By May 2025, the campus will increase parent academic/engagement activities from 8 to 16 events.

Performance Objective 2: By May 2025, the campus will host a monthly Principal/Parent/Business Partner meeting to engage the school community and increase parent/stakeholder involvement.

GOAL 5: The district will increase the percentage of students in A or B rated schools from 34% to 50% by August 2025.

Performance Objective 1: By May 2025, Martin Elementary will increase its Domain 1 Academic Achievement scaled score by 15%

Performance Objective 2: By May 2025, 100% of all certified and effective teachers on campus will have been retained for the 2024–2025 school year.



Beaumont Independent School District
Pietzsch-MacArthur
2024-2025 Campus Improvement Plan



GOAL 1: The percent of 3rd-grade students that score meets grade level or above on STAAR Reading will increase from 16% to 55% by June 2025.

Performance Objective 1: By May 2025, we will increase the number of our Kindergarten on-track students from 17% to 27% on mClass Reading.

Performance Objective 2: By May 2025, we will increase the number of our first-grade on-track students from 23% to 33% on mClass Reading.

Performance Objective 3: By May 2025, we will increase the number of our second-grade on-track students from 32% to 42% on mClass Reading.

GOAL 2: The percent of 3rd-grade students that score meets grade level or above on STAAR Math will increase from 11% to 50% by June 2025.

Performance Objective 1: The percentage of Kindergarten students meeting grade level criteria on the MAP assessment will increase from 13 % on BOY to 23 % on EOY by May 2025.

Performance Objective 2: The percentage of first-grade students meeting grade level criteria on the MAP assessment will increase from 13% on BOY to 23 % on EOY by May 2025.

Performance Objective 3: The percentage of second-grade students meeting grade level criteria on the MAP assessment will increase 8% on BOY to 18% on EOY by May 2025.

Goal 3: The percentage of graduates that meet the criteria for CCMR will increase from 36% to 60% by August 2025.

Performance Objective 1: By May 2025, our MS students will increase their CCMR experiences by at least one event per month.

Performance Objective 2: By May 2025, 100% of students in grades K-8 will increase their Xello, career exploration software, log-in, and activity to at least three times per month.

Goal 4: Beaumont ISD will improve its perception in the community as indicated on an annual net promoter survey score.

Performance Objective 1: By May 2025, we will increase our relationships with our business partners by engaging 100% in at least one activity.

Performance Objective 2: By May 2025, we will increase our parent engagement training/meetings/activities to at least two per month.

Performance Objective 3: By May 2025, Pietzsch-MacArthur will maintain an ongoing relationship with at least five business partners.

GOAL 5: The district will increase the percentage of students in A or B rated schools from 34% to 50% by August 2025.

Performance Objective 1: By June 2025, Pietzsch-MacArthur will increase STAAR reading scores at the meets level for the "economically disadvantaged" testing group for grades 3-8 from 21% to no less than 35% based on our STAAR scores summed across all grade levels.

Performance Objective 2: By the end of the 2023-2024 school year, Pietzsch-MacArthur will increase STAAR math scores at the meets level for the "economically disadvantaged" testing group for grades 3-8 from 11% to no less than 25% based on our STAAR scores summed across all grade levels.

Performance Objective 3: By June 2025, we will increase our overall campus rating by at least one letter grade.



**Beaumont Independent School District
Regina-Howell Elementary
2024-2025 Campus Improvement Plan**



GOAL 1: The percent of 3rd-grade students that score meets grade level or above on STAAR Reading will increase from 24% to 55% by June 2025.

Performance Objective 1: The percentage of Pre-K students meeting grade level criterion on the CLI Engage assessment in reading will increase from 60% in October 2024 to 75% by May 2025.

Performance Objective 2: The percentage of kindergarten students meeting grade-level criteria on the mCLASS assessment in reading will increase from 56% in September 2024 to 80% by May 2025.

Performance Objective 3: The percentage of 1st-grade students meeting grade-level criteria on the mCLASS assessment will increase from 64% in September 2024 to 72% by May 2025.

Performance Objective 4: The percentage of 2nd-grade students meeting grade-level criteria on the mCLASS assessment will increase from 53% in October 2024 to 69% by May 2025.

Performance Objective 5: The percentage of 3rd-grade students meeting grade level criteria on the mCLASS assessment will increase from 59% in October 2024 to 60% in May 2025.

GOAL 2: The percent of 3rd-grade students that score meets grade level or above on STAAR Math will increase from 26% to 50% by June 2025.

Performance Objective 1: The percentage of PreK students meeting grade level criteria on the CIRCLE assessment in math will increase from 90% in October 2024 to 97% by May 2025.

Performance Objective 2: The percentage of K students meeting grade level criteria on the district Math assessment will increase from 58% in September 2024 to 70% by May 2025.

Performance Objective 3: The percentage of 1st-grade students meeting grade level criteria on the district Math assessment will increase from 50% in October 2024 to 60% by May 2025.

Performance Objective 4: The percentage of 2nd-grade students meeting grade level criteria on the district math assessment will increase from 43% in September 2024 to 56% in May 2025.

Performance Objective 5: The percentage of 3rd-grade students meeting grade level criteria on the district math assessment will increase from 40% in September 2024 to 56% in May 2025.

Goal 3: The percentage of graduates that meet the criteria for CCMR will increase from 36% to 60% by August 2025.

Performance Objective 1: By May 2025, students will increase their knowledge and awareness of military branches by participating in the Veteran's Day Program and activities and Memorial Day activities.

Performance Objective 2: By May 2025, students will have the opportunity to participate in at least one Career Day per semester, dressing up and learning from guest speakers representing various careers.

Goal 4: Beaumont ISD will improve its perception in the community as indicated on an annual net promoter survey score.

Performance Objective 1: The variety of community and parent engagement activities will include activities from all core subject areas.

GOAL 5: The district will increase the percentage of students in A or B rated schools from 34% to 50% by August 2025.

Performance Objective 1: The percentage of students meeting masters on the 3rd-grade Reading STAAR assessment will increase from 15.8% in May 2024 to 18% by May 2025.

Performance Objective 2: The percentage of students meeting masters on the 3rd grade Math STAAR assessment will increase from 14.3% in May 2024 to 15% by May 2025.

Performance Objective 3: The percentage of students meeting masters on the 4th grade Reading STAAR assessment will maintain 20% in May 2025 from 25% in May 2024.

Performance Objective 4: The percentage of students meeting masters on the 4th grade Math STAAR assessment will maintain 16% in May 2025 from 25% in May 2024.

Performance Objective 5: The percentage of students meeting masters on the 5th grade Reading STAAR assessment will maintain 30% in May 2025 from 33.6% in May 2024.

Performance Objective 6: The percentage of students meeting masters on the 5th grade Math STAAR assessment will maintain 27% in May 2025 from 27.1% in May 2024.

