



**Mission Consolidated Independent School District**

- 1201 Bryce Drive, Mission, Texas 78572
- Telephone: (956) 323 5505 Fax: (956) 323 5634
- Website: [www.mcisd.net](http://www.mcisd.net)

## *Notice and Agenda*

The Board of Trustees of the Mission Consolidated Independent School District will hold a **Public Hearing to Discuss the Annual Texas Academic Performance Report (TAPR)** on **Wednesday, February 11, 2026, at 6:15 PM** in the **Mission CISD Annex, 925 E. Business HWY. 83, Mission, Tx 78572**. At this meeting, the Board may deliberate or act on any of the subjects listed on the following agenda. The President may change the order of items listed below for the convenience of the Board.

### **A G E N D A**

- I. Public Comment(s) on Specific Agenda Item(s)**
- II. Annual Texas Academic Performance Report (TAPR)** **2**
- III. Adjournment**

**In accordance with the Texas Open Meetings Act, the Board may enter into a closed meeting to deliberate any item that is listed above that fits within an exception listed in Subchapter D. Any final action, decision, or vote on a subject deliberated in closed meeting will be taken in an open meeting held in compliance with the Texas Open Meetings Act.**

**This Notice was posted by 4:00 p.m., on February 5, 2026.**

A handwritten signature in black ink that reads "Dr. Cris King". The signature is written in a cursive style and is positioned above a horizontal line.

**Dr. Cris King, Superintendent of Schools  
Mission Consolidated Independent School District**



**Mission Consolidated Independent School District  
Public Hearing  
2024-2025 Texas Academic Performance Report  
February 11, 2026**

2



## Contents of the 2024-2025 District Annual Report (TEC §39.306)

### **Section 1: 2024-2025 Texas Academic Performance Report (TAPR)**

**a. District**

**b. Each Campus**

### Section 2: PEIMS Financial Standard Report (2024-2025 Financial Actual Report)

### **Section 3: 2024 – 2025 District Accreditation Status**

### Section 4: Campus Performance Objectives – 2025-2026 District and Campus Improvement Plans Presented and Approved Oct. 8, 2025

### **Section 5: Report on Violent or Criminal Incidents**

### **Section 6: Student Performance in Postsecondary Institutions**

**a. Each High School Campus**

### Section 7: Progress of the District and Each Campus Toward Meeting Board-adopted HB 3 Goals Early Childhood and CCMR Goals Presented Nov. 5, 2025, and Approved Nov. 12, 2025

Early Childhood BOY/MOY and CCMR MOY will be presented Feb. 11, 2026

### **Section 8: 2024 – 2025 TAPR Glossary**

## 2024-25 Texas Academic Performance Report (TAPR)

District Name: MISSION CISD

District Number: 108908

2025 District Accountability Score: B

*2025 Special Education Determination Status:*

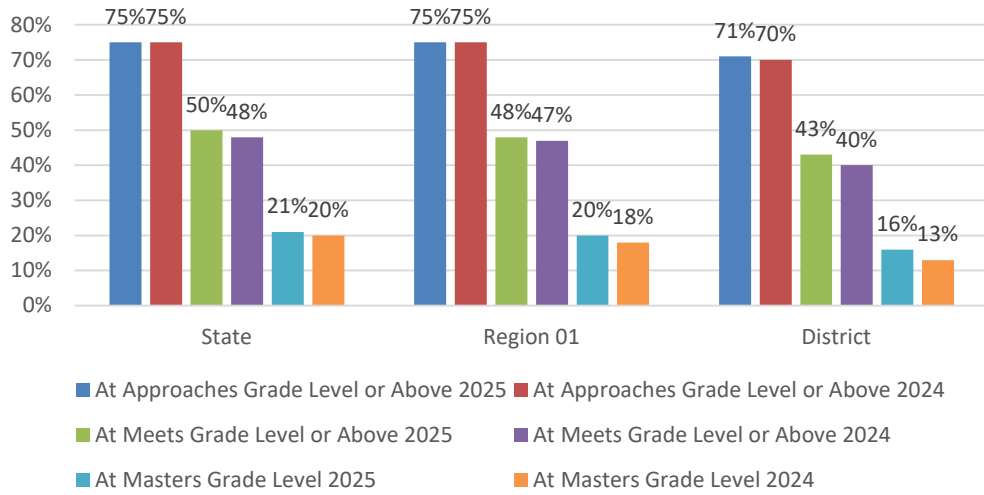
*Meets Requirements*

*2025 Armed Services Vocational Aptitude Battery (ASVAB) Test (Career Exploration):*

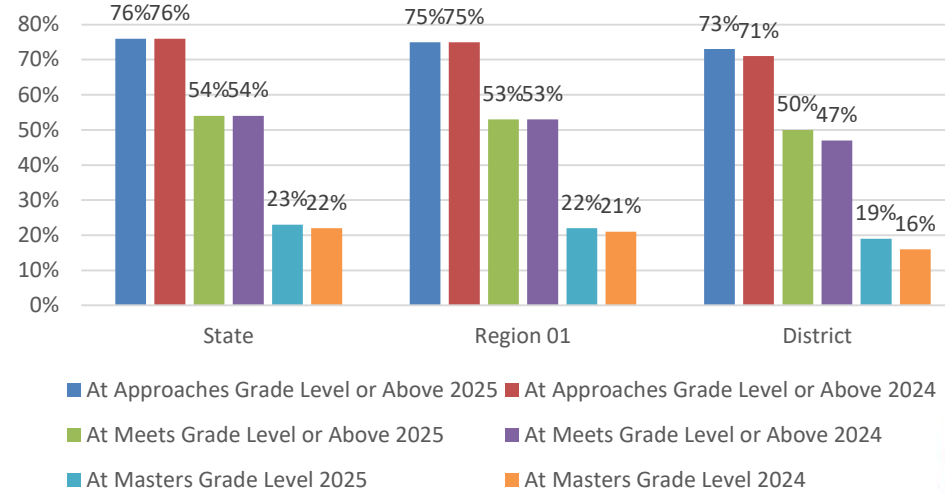
*ASVAB Test Not Offered*

# 2024-2025 Texas Academic Performance Report (TAPR) Section 1

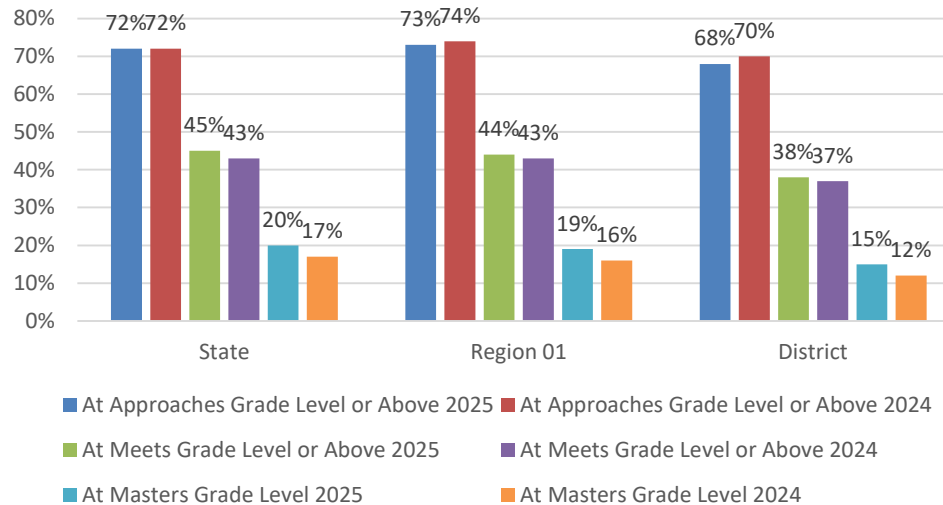
### All Grades All Subjects



### All Grades ELA/Reading

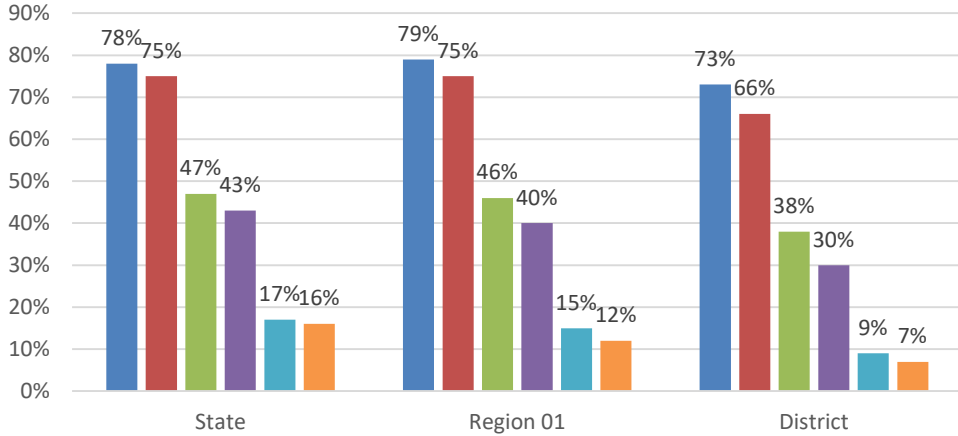


### All Grades Mathematics



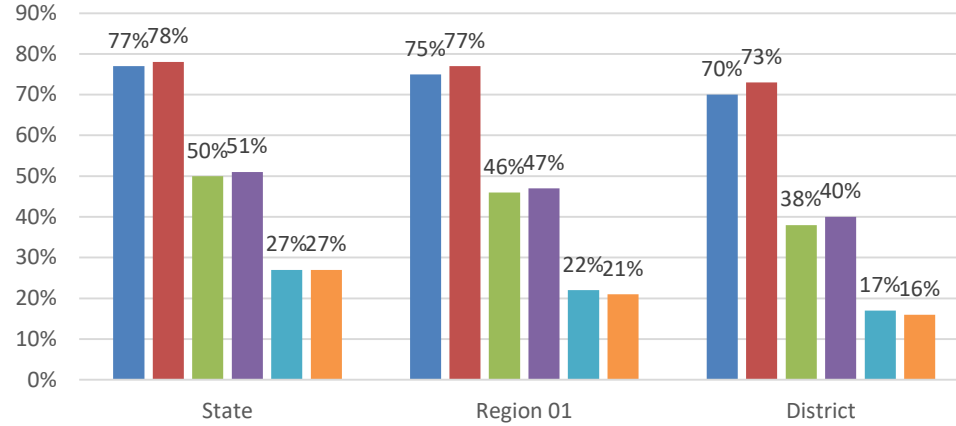
# 2024-2025 Texas Academic Performance Report (TAPR) Section 1

### All Grades Science



■ At Approaches Grade Level or Above 2025    ■ At Approaches Grade Level or Above 2024  
■ At Meets Grade Level or Above 2025        ■ At Meets Grade Level or Above 2024  
■ At Masters Grade Level 2025                    ■ At Masters Grade Level 2024

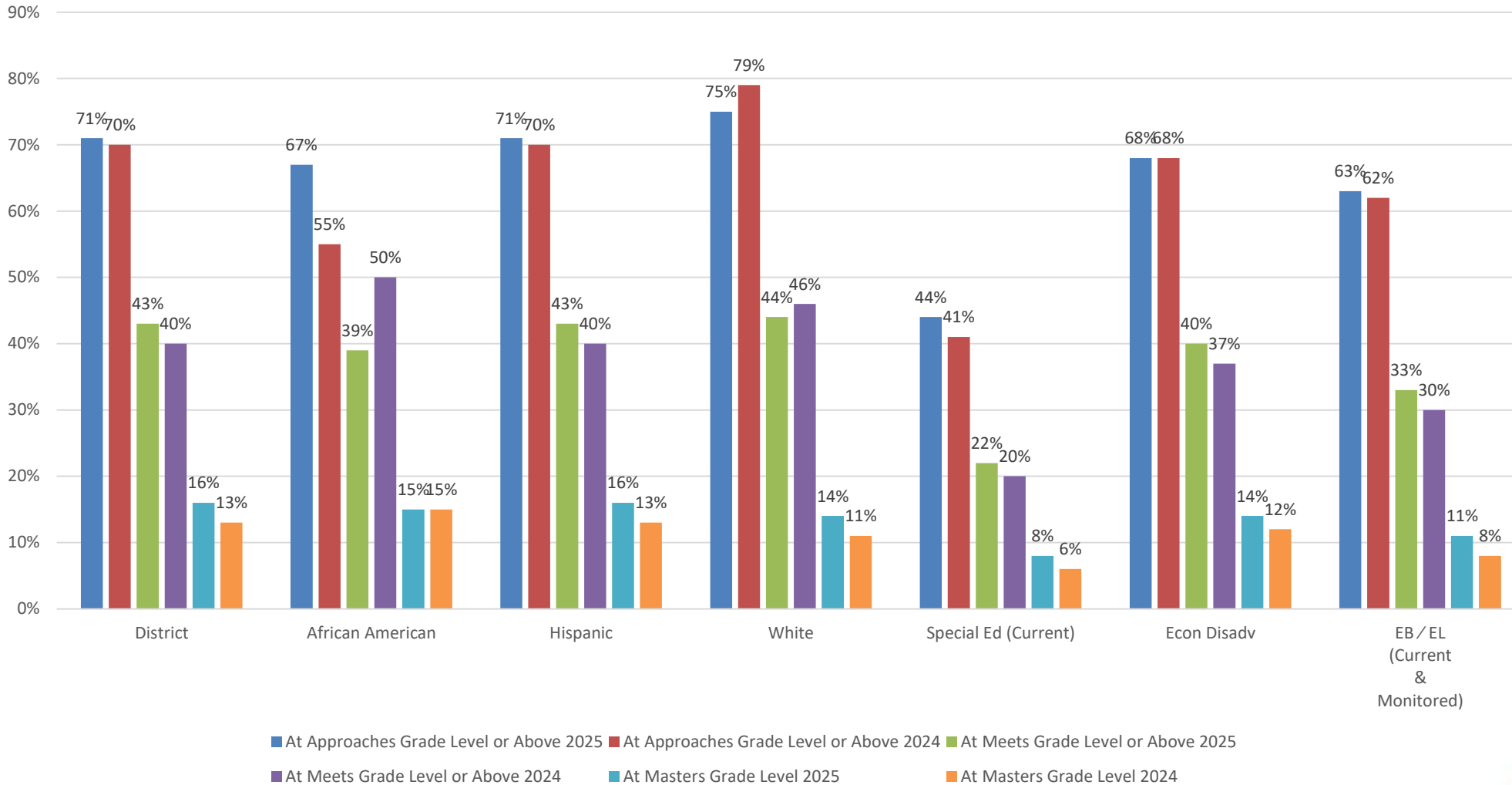
### All Grades Social Studies



■ At Approaches Grade Level or Above 2025    ■ At Approaches Grade Level or Above 2024  
■ At Meets Grade Level or Above 2025        ■ At Meets Grade Level or Above 2024  
■ At Masters Grade Level 2025                    ■ At Masters Grade Level 2024

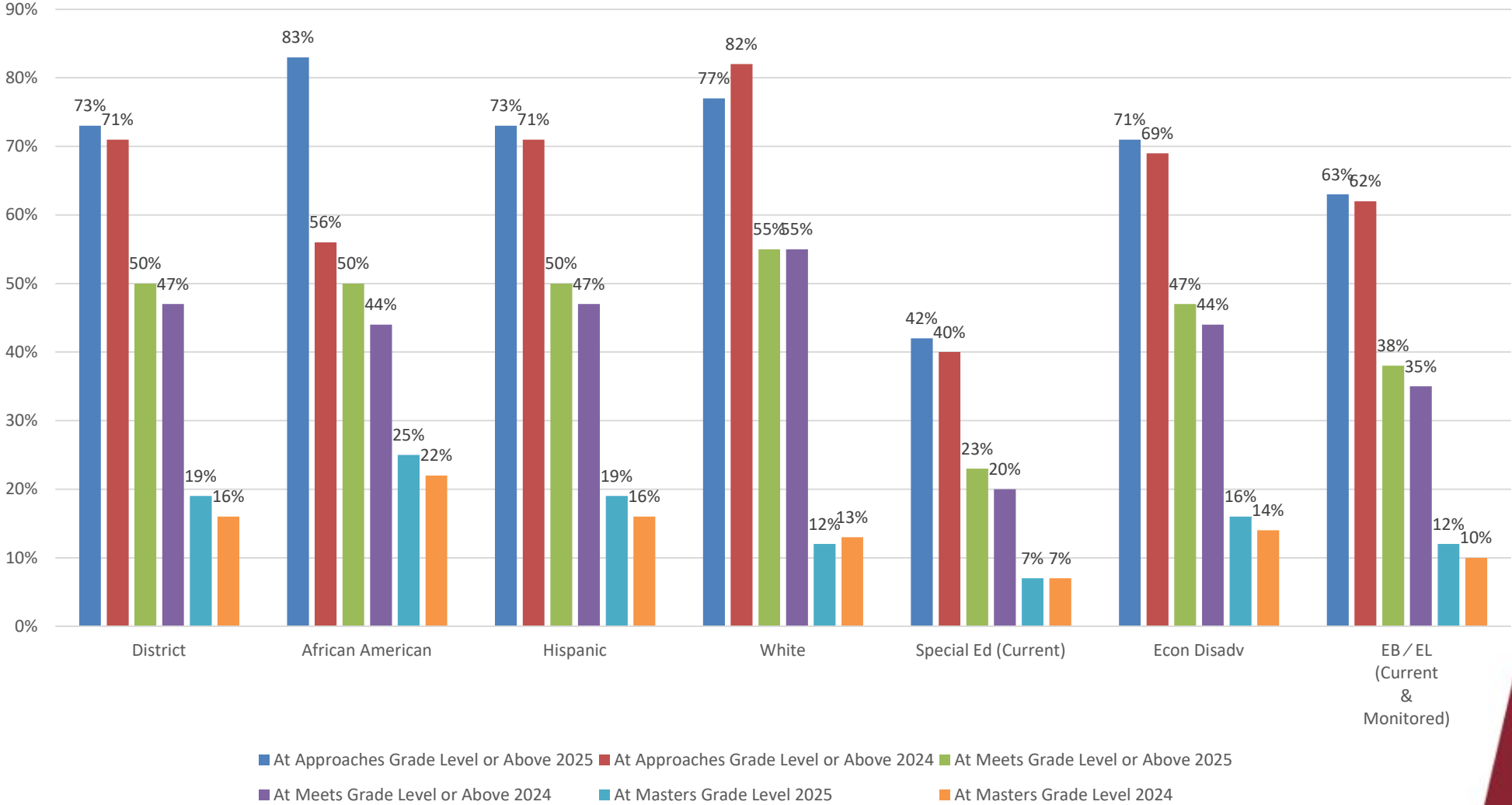
# 2024-2025 Texas Academic Performance Report (TAPR) Section 1

All Grades All Subjects Student Groups



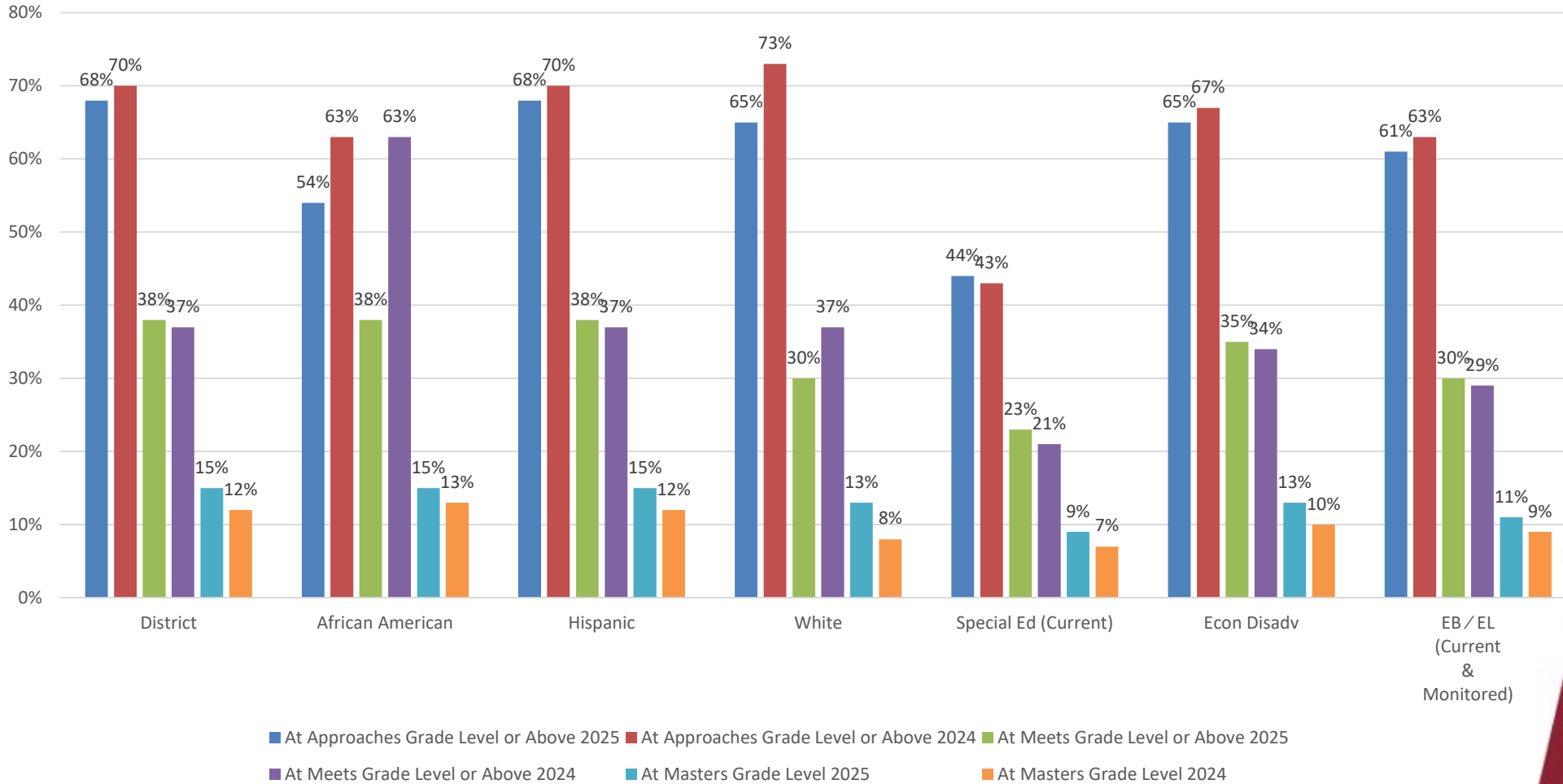
# 2024-2025 Texas Academic Performance Report (TAPR) Section 1

All Grades ELA/Reading Student Groups



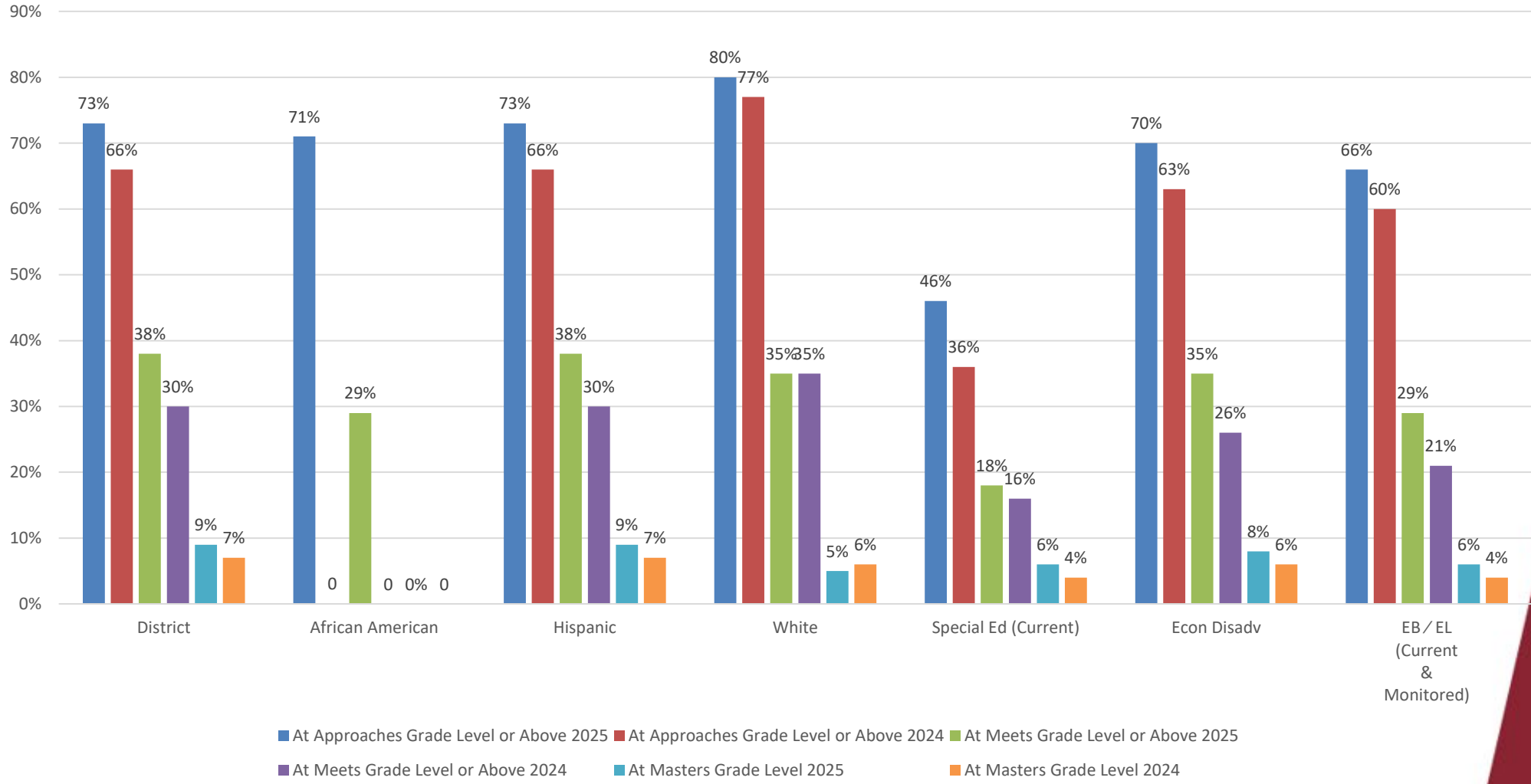
# 2024-2025 Texas Academic Performance Report (TAPR) Section 1

All Grades Mathematics Student Groups



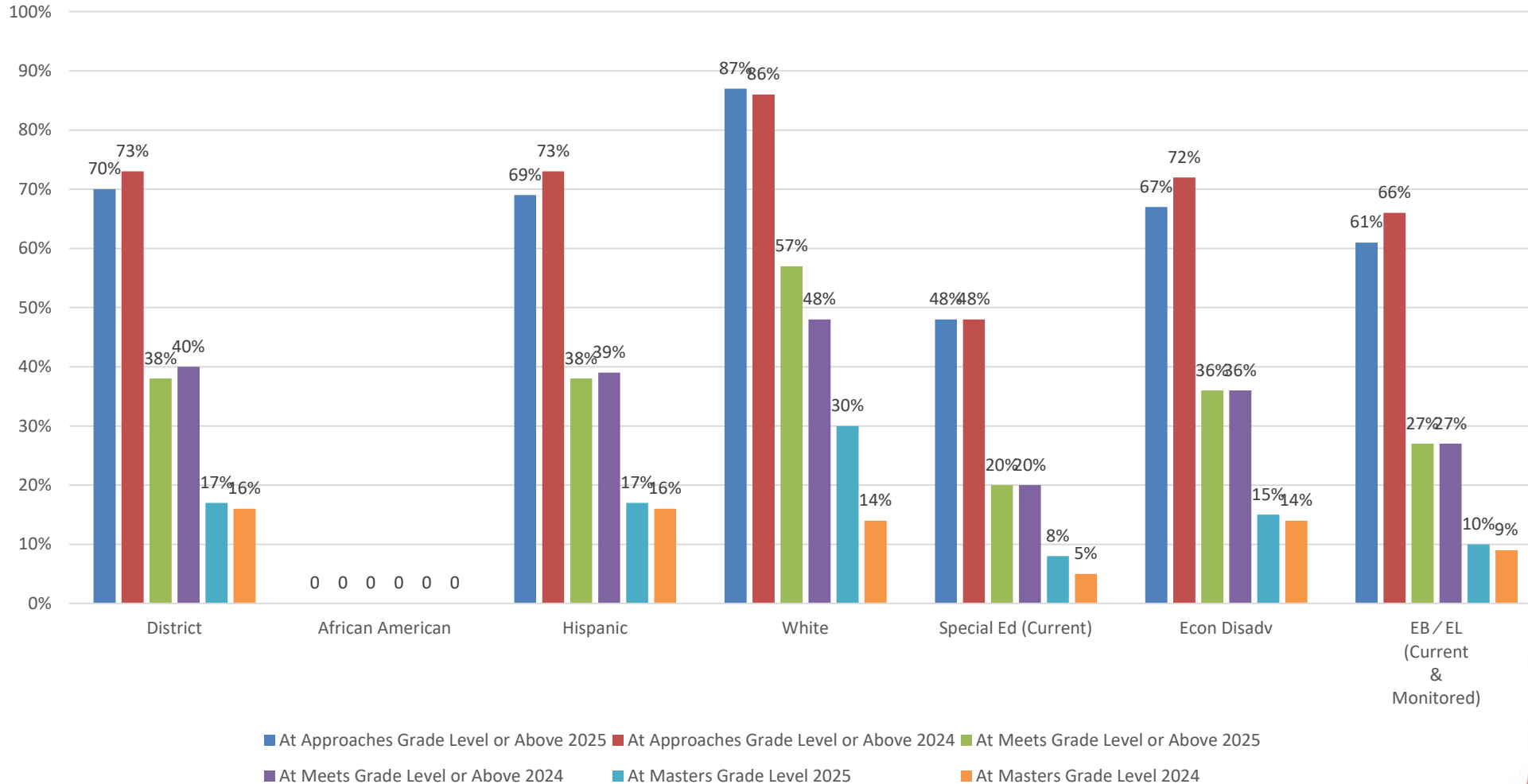
# 2024-2025 Texas Academic Performance Report (TAPR) Section 1

All Subjects Science Student Groups



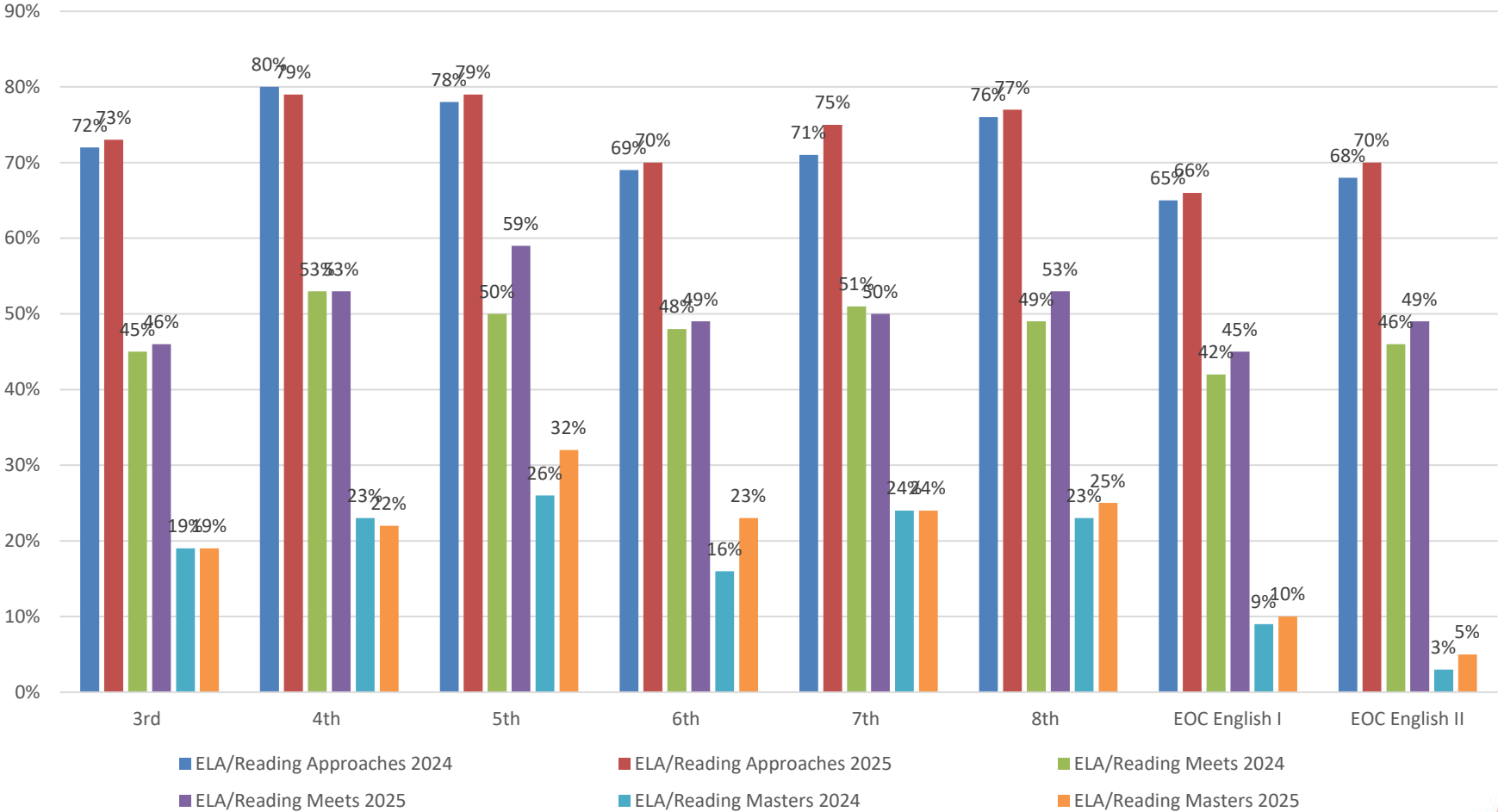
# 2024-2025 Texas Academic Performance Report (TAPR) Section 1

### All Grades Social Studies Student Groups



# 2024-2025 Texas Academic Performance Report (TAPR) Section 1

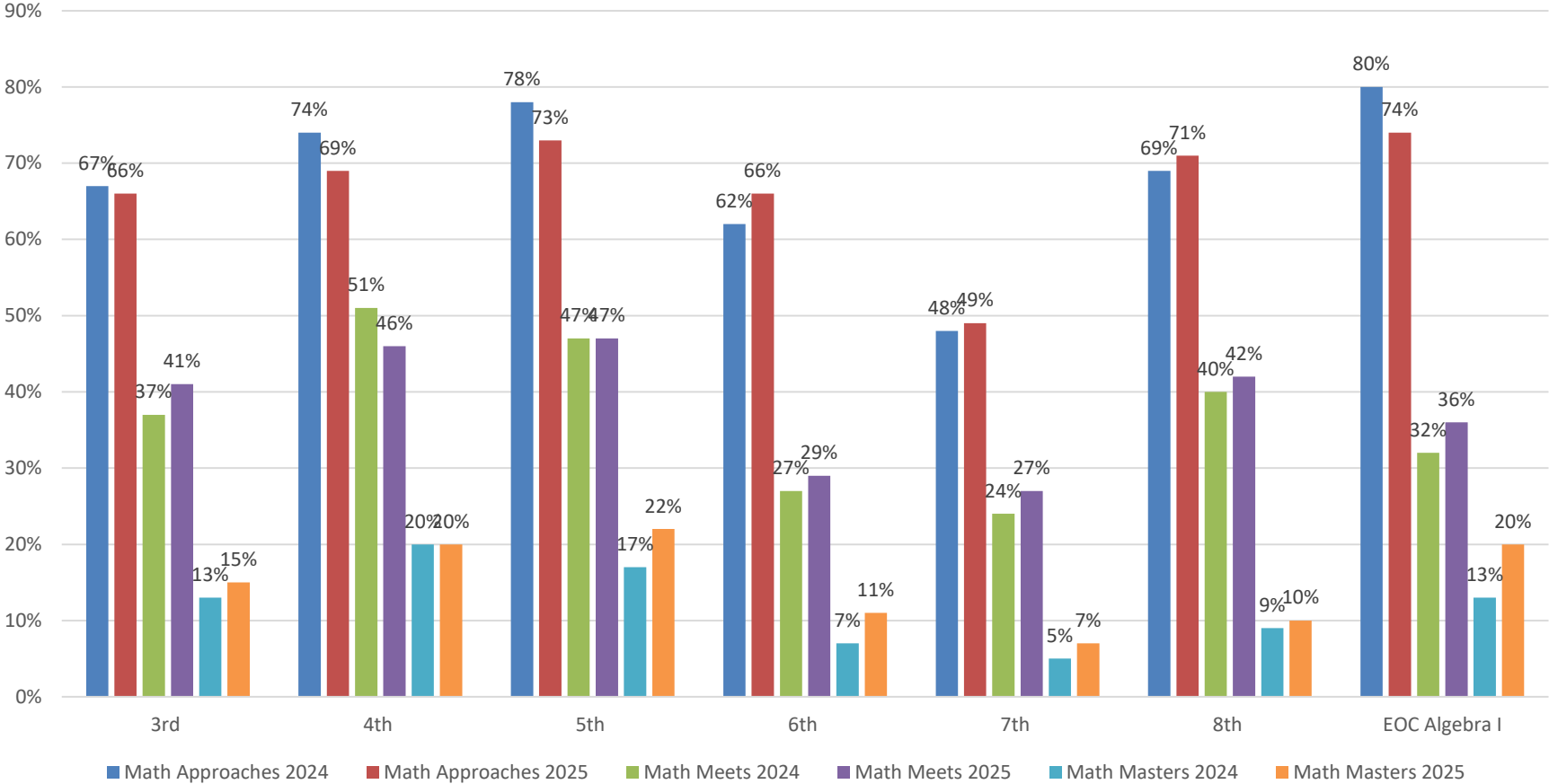
ELA / Reading at Performance Levels: Approaches GL, Meets GL, and Masters GL



12


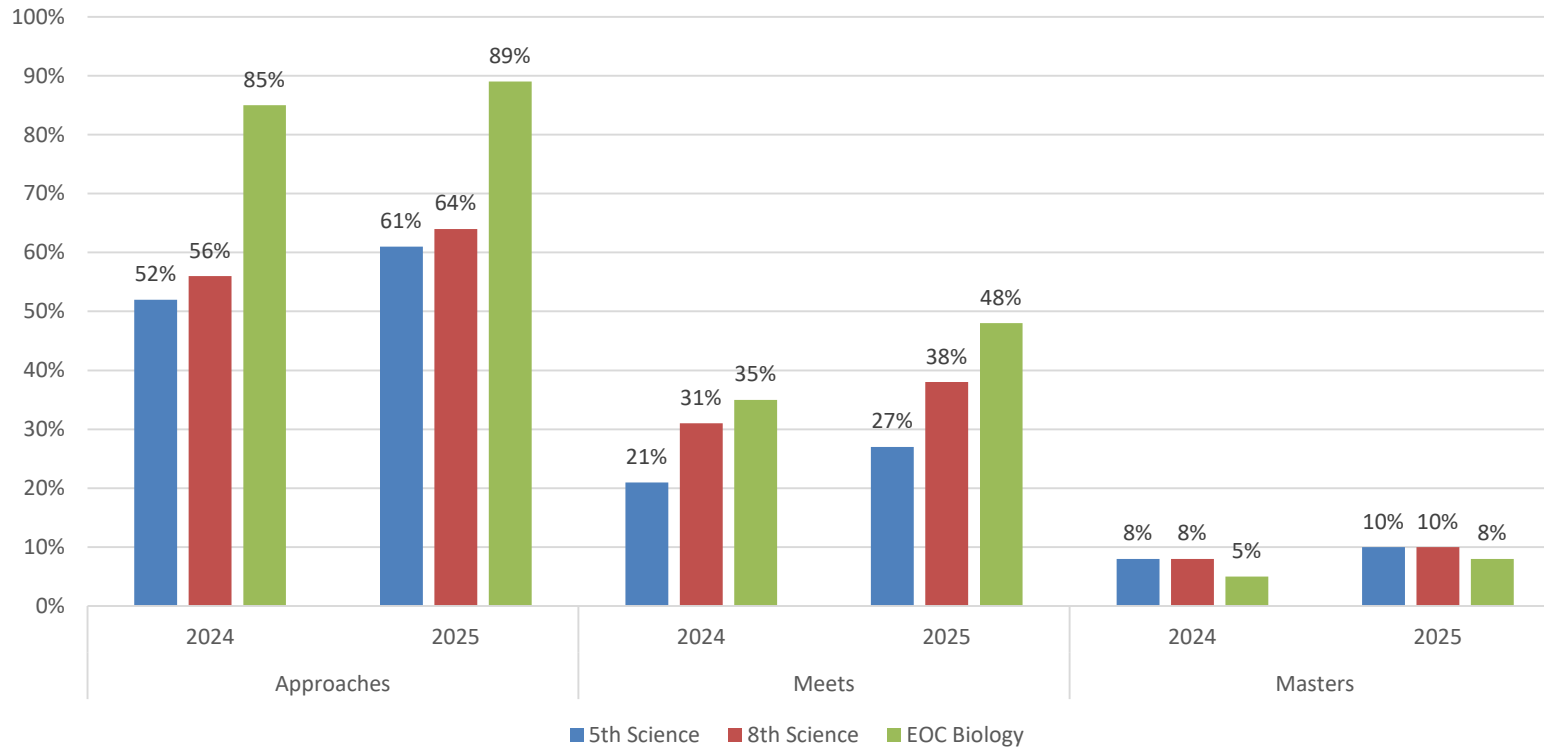
# 2024-2025 Texas Academic Performance Report (TAPR) Section 1

Math at Performance Levels: Approaches GL, Meets GL, and Masters GL



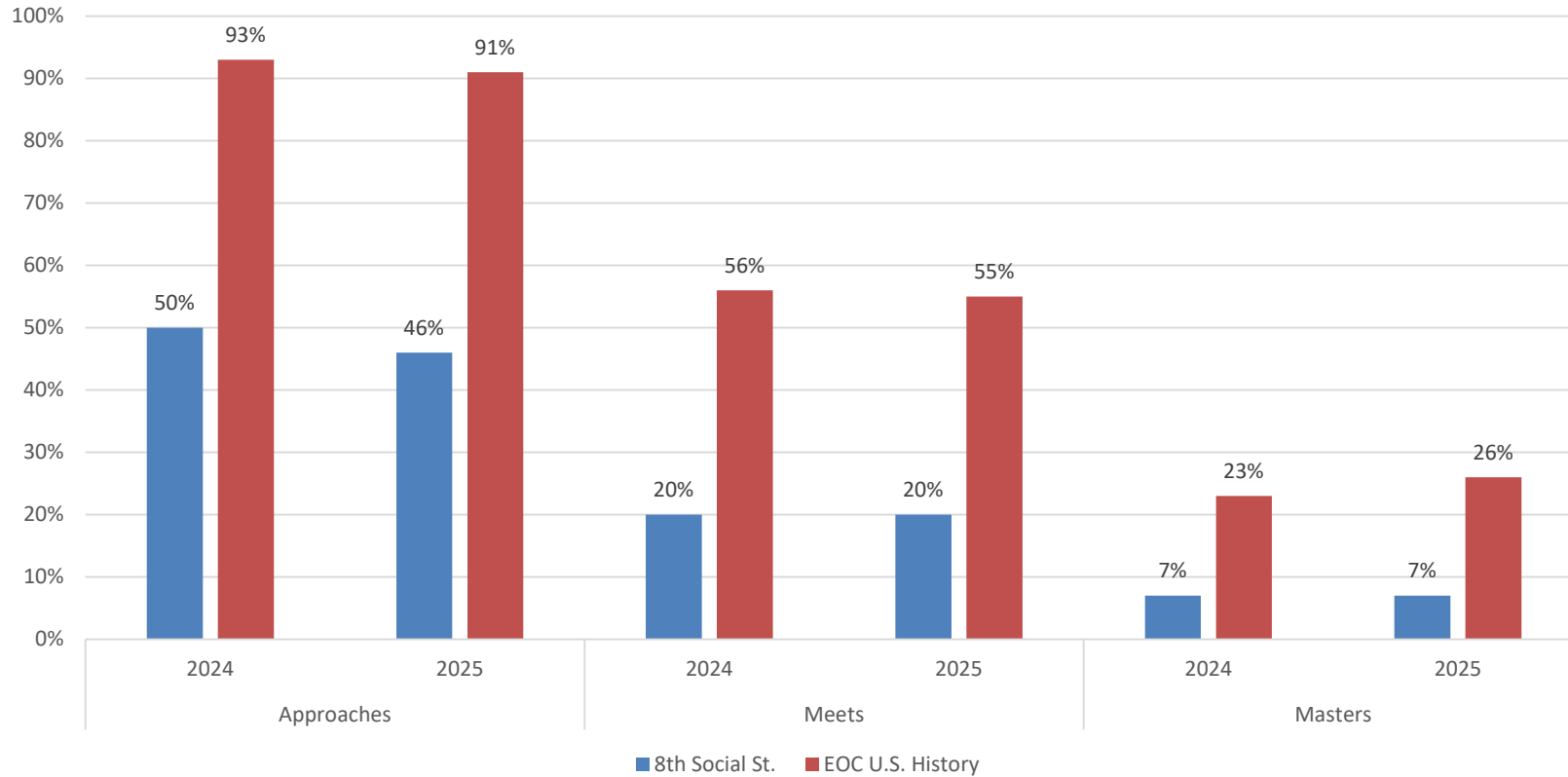
# 2024-2025 Texas Academic Performance Report (TAPR) Section 1

Science at Performance Levels: Approaches GL, Meets GL, and Masters GL



# 2024-2025 Texas Academic Performance Report (TAPR) Section 1

Social Studies at Performance Levels: Approaches GL, Meets GL, and Masters GL



## 2024-2025 Texas Academic Performance Report (TAPR) Section 1

### Academic Growth – reported for 2024 and 2025

- Reported by Grade and Subject
- Only calculated in Reading (Grades 4-8, English I, and English II) and Math (Grades 4-8 and Algebra I)

### STAAR – Accelerated Learning

- Reported by Grade and Subject
- Only calculated for students who did not attain the Approaches Performance Level in Reading (Grades 4-8, English

# 2024-2025 Texas Academic Performance Report (TAPR) Section 1

Percentage of student growth when comparing Previous Years STAAR/STAAR Alt 2 Performance Level to Current Years Performance Level

School Progress Domain Annual Growth Score by Grade and Subject			
	STATE ELAR	REGION ELAR	DISTRICT ELAR
Grade 4 ELA/Reading	70%	71%	71%
Grade 5 ELA/Reading	69%	70%	71%
Grade 6 ELA/Reading	64%	61%	53%
Grade 7 ELA/Reading	64%	65%	68%
Grade 8 ELA/Reading	72%	72%	66%
End of Course English I	63%	59%	62%
End of Course English II	65%	65%	64%
All Grades ELA/Reading	67%	66%	65%
	STATE MATH	REGION MATH	DISTRICT MATH
Grade 4 Mathematics	65%	68%	67%
Grade 5 Mathematics	67%	66%	60%
Grade 6 Mathematics	56%	49%	40%
Grade 7 Mathematics	50%	51%	45%
Grade 8 Mathematics	68%	75%	74%
End of Course Algebra I	74%	73%	65%
All Grades Mathematics	64%	64%	58%

Percentage of student who the previous year Did Not Meet Grade Level that Approached Grade Level or Above the current year

School Progress Domain Accelerated Learning by Grade and Subject			
	STATE ELAR	REGION ELAR	DISTRICT ELAR
Grade 4 ELA/Reading	40%	42%	34%
Grade 5 ELA/Reading	25%	25%	30%
Grade 6 ELA/Reading	27%	25%	16%
Grade 7 ELA/Reading	25%	26%	33%
Grade 8 ELA/Reading	40%	42%	34%
End of Course English I	23%	21%	24%
End of Course English II	29%	27%	26%
All Grades ELA/Reading	31%	31%	29%
	STATE MATH	REGION MATH	DISTRICT MATH
Grade 4 Mathematics	27%	33%	33%
Grade 5 Mathematics	35%	38%	27%
Grade 6 Mathematics	33%	33%	24%
Grade 7 Mathematics	16%	18%	13%
Grade 8 Mathematics	42%	50%	51%
End of Course Algebra I	54%	58%	43%
All Grades Mathematics	35%	38%	33%



# 2024-2025 Texas Academic Performance Report (TAPR)

## Section 1

State, Region, District, and Campuses  
All Grades / All Subjects

Approaches GL and Above, Meets GL and Above, and Masters GL

School	2024 Approaches GL and Above	2025 Approaches GL and Above	2024 Meets GL and Above	2025 Meets GL and Above	2024 Masters GL	2025 Masters GL
State	75%	75%	48%	50%	20%	21%
Region 1	75%	75%	47%	48%	18%	20%
Mission CISD	70%	71%	40%	43%	13%	16%
Mission Collegiate High School	97%	97%	76%	79%	29%	34%
Mission High School	73%	72%	35%	38%	6%	9%
Veterans Memorial High School	78%	80%	44%	48%	10%	12%
Alton Memorial Jr. High School	59%	60%	33%	34%	11%	11%
K. White Jr. High School	64%	68%	38%	42%	14%	18%
Mission Jr. High School	68%	70%	42%	44%	15%	19%
R.Cantu Jr. High School	61%	62%	35%	37%	13%	15%

School	2024 Approaches GL and Above	2025 Approaches GL and Above	2024 Meets GL and Above	2025 Meets GL and Above	2024 Masters GL	2025 Masters GL
Alton Elementary School	64%	62%	38%	38%	16%	14%
Bryan Elementary School	80%	79%	55%	56%	25%	26%
Cantu Elementary School	67%	75%	41%	47%	18%	21%
Castro Elementary School	70%	76%	42%	48%	18%	24%
Cavazos Elementary School	70%	72%	40%	46%	14%	16%
Escobar/Rios Elementary School	70%	65%	42%	38%	16%	15%
Leal Elementary School	80%	78%	51%	55%	22%	30%
Marcell Elementary School	68%	65%	38%	38%	14%	16%
Midkiff Elementary School	76%	75%	47%	49%	21%	22%
Mims Elementary School	78%	73%	51%	47%	24%	24%
O'Grady Elementary School	70%	67%	40%	41%	16%	18%
Pearson Elementary School	63%	63%	33%	34%	12%	15%
Salinas Elementary School	81%	80%	49%	52%	22%	22%
Waitz Elementary School	58%	62%	31%	36%	9%	16%

# 2024-2025 Texas Academic Performance Report (TAPR) Section 1

## College, Career, and Military Readiness (CCMR) Indicators & Performance - Graduates

	State		Region		District	
	2022-2023	2023-2024	2022-2023	2023-2024	2022-2023	2023-2024
College, Career and Military Ready Graduates	76.3%	81.8%	89.2%	89.3%	98.2%	91.9%
College Ready	61.9%	70.0%	63.9%	69.0%	47.5%	51.6%
TSI Criteria Graduates ELA	62.8%	69.5%	58.8%	62.4%	45.3%	42.4%
TSI Criteria Graduates Math	54.3%	63.2%	54.4%	61.0%	32.8%	36.7%
TSI Criteria Graduates Both	48.4%	57.4%	47.7%	53.6%	27.7%	29.5%
AP/IB Met Criteria in Any Subject	20.4%	21.0%	20.2%	21.3%	11.7%	12.9%
Associate's Degree	2.5%	3.1%	6.4%	7.1%	8.5%	6.8%
Dual Credit in Any Subject	23.6%	25.1%	28.5%	28.7%	33.5%	33.9%
On Ramps Dual Credit	4.8%	5.7%	2.9%	2.9%	5.3%	3.8%
Adv. Degree Plan - SPED	5.6%	6.0%	7.2%	7.7%	4.6%	6.5%

	State		Region		District	
	2022-2023	2023-2024	2022-2023	2023-2024	2022-2023	2023-2024
Career and Military Ready	36.40%	38.10%	63.50%	61.10%	88.20%	73.80%
Approved Industry-based Certification	33.40%	34.90%	60.50%	57.90%	87.60%	70.80%
Level I or Level II Certificate	0.80%	1.10%	1.90%	2.10%	4.00%	4.40%
IEP and Workforce Readiness	2.70%	2.70%	2.80%	2.80%	1.40%	2.10%
U.S. Armed Forces Enlistment	0.60%	0.70%	0.60%	1.00%	0.00%	0.00%

# 2024-2025 Texas Academic Performance Report (TAPR) Section 1

## Student Information – Students by Grade and Students by Special Populations

2024-2025 STUDENTS BY GRADE - MEMBERSHIP				
	MCISD		STATE	
	Count	Percent	Count	Percent
Early Childhood	0	0.0%	18,464	0.3%
Pre-Kindergarten 3	518	3.8%	43,727	0.8%
Pre-Kindergarten 4	789	5.7%	205,680	3.7%
Kindergarten	826	6.0%	359,286	6.5%
1st	825	6.0%	377,900	6.8%
2nd	833	6.1%	389,823	7.0%
3rd	885	6.4%	406,424	7.3%
4th	942	6.8%	405,454	7.3%
5th	901	6.5%	404,900	7.3%
6th	929	6.8%	404,802	7.3%
7th	1,027	7.5%	407,375	7.4%
8th	996	7.2%	410,722	7.4%
9th	1,176	8.5%	459,854	8.3%
10th	1,061	7.7%	439,300	7.9%
11th	1,022	7.4%	410,245	7.4%
12th	1,028	7.5%	386,543	7.0%

2024-2025 STUDENTS BY SPECIAL POPULATION				
	MCISD		STATE	
	Count	Percent	Count	Percent
Eco Dis	11,859	86.2%	3,346,090	60.5%
Non-Eco Dis	1,899	13.8%	2,184,409	39.5%
Section 504	899	6.5%	375,297	6.8%
EB Services	5,124	37.2%	1,343,669	24.3%
Dyslexia Services	932	6.8%	356,584	6.4%
Special Education Services	1,957	14.2%	846,876	15.3%
Foster Care	*	0.0%	11,656	0.2%
Homeless	28	0.2%	77,954	1.4%
Immigrant	298	2.2%	193,676	3.5%
Migrant	161	1.2%	13,377	0.2%
Title I	13,757	100.0%	3,683,060	66.6%
Military Connected	147	1.1%	229,259	4.1%
At-Risk	10,715	77.9%	2,960,262	53.5%

## 2024-2025 Texas Academic Performance Report (TAPR) Section 2

### PEIMS Financial Standard Report (2024-2025 Financial Actual Report)

[https://rptsvr1.tea.texas.gov/cgi/sas/broker?\\_service=marykay&\\_program=sfadhoc.budget\\_report\\_2025.sas&\\_service=appserv&\\_debug=0&\\_who\\_box=108908](https://rptsvr1.tea.texas.gov/cgi/sas/broker?_service=marykay&_program=sfadhoc.budget_report_2025.sas&_service=appserv&_debug=0&_who_box=108908)

# 2024-2025 Texas Academic Performance Report (TAPR) Section 3

CDN	DISTRICT NAME	ESC	2023 FIRST Rating	2023 Accountability Rating	2023-2024 Accreditation Status
108908	MISSION CISD	1	A - Superior Achievement	C	ACCREDITED

Each year, TEA assigns one of four accreditation statuses to each district in the state:

- Accredited
- Accredited-Warned
- Accredited-Probation
- Not Accredited-Revoked

In assigning an accreditation status to a district, TEA considers:

- Academic accountability ratings
- Financial accountability ratings
- Data integrity
- Program-area deficiencies identified through Results Driven Accountability (RDA)

## 2024-2025 Texas Academic Performance Report (TAPR) Section 4

Campus Performance Objectives –  
2025-2026 District and Campus Improvement Plans Presented and  
Approved Oct. 8, 2025

### 2025 - 2026 District and Campus Plans

# 2024-2025 Texas Academic Performance Report (TAPR) Section 5

TEC Section 39.306 requires each district to publish, as part of its Annual Report, a report on violent or criminal incidents that occur at each campus.

### ESSA Unsafe School Choice Option (USCO) for 2024-2025 for all campuses

School Year (Enrollment)	(16) - Arson	(17) - Murder, Capital Murder, Criminal Attempt To Commit Murder Or Capital Murder	(29) -Aggravated Assault Against School District Employee Or Volunteer	(46) - Aggravated Robbery	Total
2024 - 2025 (14,803)	16 (0.11%)	*	*	*	20 (0.14%)

The Reason Codes listed in this table are the PEIMS/TSDS Action Reason Codes applicable to mandatory expellable incidents that TEA uses in its methodology for identifying Persistently Dangerous Schools as required under the Unsafe School Choice Option (USCO) described in Section 8532 of ESSA.

For information concerning school violence prevention and violence intervention policies that the district is using to protect students, please refer to the District's Student Code of Conduct and School Board Policies (both of which are available on the District's webpage and at all campuses and at the District's Central Administrative Offices).

## 2024-2025 Texas Academic Performance Report (TAPR) Section 6

**Texas statute requires every school district to include, with its performance report, information received under Texas Education Code §51.403(e).**

**This information, provided to districts by the Texas Higher Education Coordinating Board (THECB), reports on student performance in postsecondary institutions during the first year of enrollment after graduating from high school.**

**Student performance is measured by the Grade Point Average (GPA) earned by high school graduates who attended Texas public four-year and two-year higher education institutions in the following academic year.**

## 2024-2025 Texas Academic Performance Report (TAPR) Section 6

Mission HS Cohort 2022-2024 Graduates							
Type of Post-Secondary	Total Graduates	<2.0	2.0-2.49	2.5-2.99	3.0-3.49	>3.5	Unknown
Total High School Graduates	515						
Four-Year Public University	110	31	12	17	25	21	4
Two-Year Public Colleges	110	48	12	17	19	7	7
Independent Colleges & Universities	0						
Not Trackable	27						
Not Found	268						

Veterans Memorial HS Cohort 2022 - 2024							
Type of Post-Secondary	Total Graduates	<2.0	2.0-2.49	2.5-2.99	3.0-3.49	>3.5	Unknown
Total High School Graduates	438						
Four-Year Public University	135	31	15	20	31	36	2
Two-Year Public Colleges	107	27	15	13	25	15	12
Independent Colleges & Universities	5						
Not Trackable	16						
Not Found	175						

Mission Collegiate HS Cohort 2022-2024							
Type of Post-Secondary	Total Graduates	<2.0	2.0-2.49	2.5-2.99	3.0-3.49	>3.5	Unknown
Total High School Graduates	108						
Four-Year Public University	53	10	5	7	11	20	0
Two-Year Public Colleges	29	15	2	4	6	2	0
Independent Colleges & Universities	0						
Not Trackable	2						
Not Found	24						

## 2024-2025 Texas Academic Performance Report (TAPR) Section 7

### Progress of the District and Each Campus Toward Meeting Board-adopted HB 3 Goals

Early Childhood and CCMR Goals Presented Nov. 5, 2025, and Approved Nov. 12, 2025

Early Childhood BOY/MOY and CCMR MOY will be presented Feb. 11, 2026

Each year, TEA prepares and publishes a TAPR Glossary.

The TAPR Glossary provides definitions, describes methodologies, and lists sources for each data point in the TAPR.

[2024-2025 Texas Academic Performance Report \(TAPR\) Glossary](#)

[Glosario del informe de desempeño académico de Texas \(TAPR\), 2024-2025](#)

Thank  
You