



**Mission Consolidated Independent School District**

- 1201 Bryce Drive, Mission, Texas 78572
- Telephone: (956) 323 5505 Fax: (956) 323 5634
- Website: [www.mcisd.net](http://www.mcisd.net)

## *Notice and Agenda*

The Board of Trustees of the Mission Consolidated Independent School District will hold a **Regular Meeting on Wednesday, March 20, 2024, at 6:30 PM** in the **Mission CISD Annex, 925 E. Business HWY. 83, Mission, Tx 78572**. At this meeting, the Board may deliberate or act on any of the subjects listed on the following agenda. The President may change the order of items listed below for the convenience of the Board.

### **A G E N D A**

**I. Call Meeting to Order and Establish Quorum**

**II. Pledge of Allegiance and Moment of Silence**

**1. U. S. Flag and Texas Flag -**

**2. Mission Statement, Vision Statement, Collective Commitments, and Motto-**

**III. Comments from the Public**

**IV. Public Comment(s) on Specific Agenda Item(s)**

**V. Superintendent's Update and Recognitions**

The Superintendent may provide information to update the Board of Trustees on the following subjects: Student Extracurricular and Co-Curricular Achievement; District Awards and Recognitions; Recent and Upcoming Professional Staff and Leadership Development; Progress Reports on Student and Staff Initiatives Previously Approved by the Board of Trustees; and Communications Received from Other Governmental Entities Not Requiring Action by the Board of Trustees. This will be for informational purposes only. Board consideration of any subject included in the Superintendent's Report will not take place until the subject is placed on the agenda of a future board meeting for consideration and possible action. The Board's consideration of any subject at the present meeting will be limited to those subjects appearing elsewhere on the meeting agenda.

**VI. Discussion and Possible Action**

**1. Discussion and Possible Action for the Design for the Temporary Roofing Repairs for the Mission CISD Central Office and Annex Buildings 4**

**2. Consideration and Approval of Final Completion, Less Betterment Fund Allowance, Less Liquidated Damages, and Final Payment for the Security Vestibules Project at Castro Elementary - PBK Architects 20**

**3. Consideration and Possible Action Regarding Proposed Nonrenewal of Chapter 21 Contracts**

**VII. Recommendation(s)**

**1. Approval of the Selection for:**

**a. School Counselor - Escobar Rios Elementary**

b. Purchasing Specialist – Purchasing Department	
c. Educational Diagnosticians (2) – Special Education Department	
2. Approval of Contracts and Employment Agreements for Campus Principals and Central Office Administrators	28
<b>VIII. Items to Consider: The Board will consider and may act on the following items under a CONSENT AGENDA. Any Trustee may request the removal of an item from the CONSENT AGENDA for individual consideration and action.</b>	
1. Approval to Enter Into Negotiations in the Order of Ranking for the On-Call Architectural Design, Structural, Civil, Material Testing and Laboratory Analysis/Geo-Technical Investigation/Environmental Services, Mechanical, Electrical & Plumbing (MEP) Engineering and Building Envelope Consulting Professional Services	29
2. Approval of The Best and Final Offer (BAFO) for Professional Design Services for the Mission CISD Districtwide Roofing Repairs	41
3. Approval of Construction Documents for the Mission CISD Fencing and Window Screen Film Grant Project – Sam Garcia Architects	52
4. Bids, Proposals, and Purchases of \$50,000 and Over	
a. CTE Computer Purchase	78
b. District Chromebook Purchase	85
c. E-Rate 27 Bus Wi-Fi	93
5. Amended Order of General Election for the May 4, 2024, Mission CISD Board of Trustee Election	98
6. Private bid submitted by the City of Alton for subject property in Cause No. T-087-09-A (Property ID 318408) in accordance with Texas Property Tax Code Sec. 34.05(i) and approval of resolution to execute the tax resale deed conveying the approved property	102
7. Low Attendance Day Waiver for January 17, 2024	117
8. Donations	121
9. Approval of Minutes	
a. February 21, 2024, Regular Board of Trustees Meeting	135
<b>IX. Executive Session</b>	
1. Private Consultation with Board Attorney (Texas Gov't Code §551.071)	
2. Deliberate the Appointment, Employment, Evaluation, Reassignment, Duties, Discipline, or Dismissal of a Public Officer or Employee or to Hear a Complaint or Charge Against an Officer or Employee (Texas Gov't Code §551.074)	
<b>X. Action, if Necessary, on Matters Discussed in Executive Session</b>	
<b>XI. Board of Trustees Information Items</b>	
1. Personnel Employments, Resignations, Transfers, and Compensation Change	142
2. Semi-Annual Delinquent Tax Collection Report	143
3. Staffing Study by Moak Casey	149
4. Quarterly Investment Report by Meeder Public Funds	219
5. Self-Funded Health Insurance Financial Report	235
6. Preliminary 2024-2025 Budget	257
7. Region One Education Service Center Board of Directors Election	305
8. Financial Reports:	
a. General Fund and Debt Service	307
b. Tax Levy Adjustments	310
c. Cash Disbursements	337

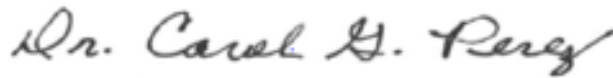
**XII. Important Dates to Remember**

- 1. Friday, March 29, Easter Holiday/Good Friday**
- 2. Monday, April 1, Easter Holiday**
- 3. Wednesday, April 3, 2024, Board of Trustees Workshop**
- 4. Wednesday, April 10, 2024, Regular Board of Trustees Meeting**

**XIII. Adjournment**

**In accordance with the Texas Open Meetings Act, the Board may enter into a closed meeting to deliberate any item that is listed above that fits within an exception listed in Subchapter D. Any final action, decision, or vote on a subject deliberated in closed meeting will be taken in an open meeting held in compliance with the Texas Open Meetings Act.**

**This Notice was posted by 4:30 p.m., on March 8, 2024.**



---

**Dr. Carol G. Perez, Superintendent of Schools  
Mission Consolidated Independent School District**

**SUBJECT:** Discussion and Possible Action for the Design for the Temporary Roofing Repairs for the Mission CISD Central Office and Annex Buildings

**PRESENTER:** Rick Rivera, Assistant Superintendent for Operations

**BACKGROUND INFORMATION**

Due to a severe hail storm that occurred on April 21, 2023, and a severe wind storm that occurred on April 28, 2023, many of our campus and support services buildings were damaged to different extents. The District utilized the Job Ordering Contract to remediate and/or repair damage to District property that needed immediate repairs.

The Risk Management Department along with the Business and Finance Department immediately contacted our insurance carrier, Property Casualty Alliance of Texas, and have continued to work with them on our claims. Sedgwick Adjusters mobilized several adjusters and conducted inspections on all district buildings climbing on top of all buildings and inspecting roofs and equipment mounted on the roofs.

Ms. Sylvia Cruz and Mr. Garcia have continued to work on the claims reimbursement in order to begin the repairs. Damage from both storms varied from very minor to major roof damage. At the maintenance department, part of the roof structure was completely torn away.

Estimated reimbursement per event:

Hail Storm April 21, 2023:	\$7,694,374.83
Wind Storm April 28, 2023:	\$1,033,003.78
Deductible #1:	\$ (100,000.00)
Deductible #2	<u>\$ (100,000.00)</u>
Est. Reimbursement:	\$8,527,379.00

Administration has been working closely with the insurance adjuster for an assessment of the damage to the roofs and other structures at campuses and several departments for the needed repairs, thus we present the approval of Project, Proposed Budget, and Request for Qualifications (RFQ's) for Professional Design Services for the Mission CISD Districtwide Roofing Repairs.

Repairs will be prioritized by safety and by damage, not all projects may require extensive or outside vendor repairs, and not all projects listed may be able to be completed with the estimated total claims reimbursement funds.

If approved by the Board of Trustees the Purchasing department will proceed with advertisements for this project. Request for Qualifications (RFQ's) will be advertised for professional design services and Administration will schedule presentations to the Board for the selection. A ranking criteria will also need to be reviewed and approved.

Administration will use Competitive Sealed Proposals (CSPs) as the procurement method as approved by the Board of Trustees in the February 2021 Board of Trustees meeting. This method was approved as the primary default method for projects.

The Board of Trustees must take the necessary action in accordance with the Texas Education Code 44.035 which consisted of the selection/designation of an architect and/or engineer to prepare construction documents for this project. The engineer

and/or architect selected or designated will have full responsibility for complying with the Texas Engineering Practice Act (Article 3271a, Vernon's Texas Civil Statutes) or Chapter 478, Acts of the 45th Legislature, Regular Session, 1937 (Article 249a, Vernon's Texas Civil Statutes) as applicable.

If the engineer or architect is not a full-time employee of the District, the Board must select the engineer or architect on the basis of demonstrated competence and qualifications as provided by Section 2254.004, Government Code. The selected architect/engineer along with preparing construction documents will be required to provide MCISD with an estimated project budget.

The preliminary timeline is to advertise for RFQ's on or about October, with presentations to the Board of Trustees for evaluation and ranking in November with possible selection and approval to enter into a design contract in December. The amount of the design contract for this project will exceed the Board approved On-call threshold, thus request for RFQ's.

Note: Due to the number of roof projects that may need to be designed and the need for a quick turn-around for required designs for the repairs, Administration may present to the Board of Trustees a recommendation of more than one design team. Roof projects may be divided into design packages.

Note: As per the Finance department "Wind and Hail Storm" insurance presentation at the Workshop, any listed project that indicates "Replace" indicates that the roof is a "Total Loss" and is to be replaced, and if not that building is un-insurable. Should the roof be older than the year 2010 we would only receive the depreciation value. For any roof that is within a total reimbursement amount and not budgeted for that amount, the district will receive full reimbursement. Reimbursements to include other fees as architect/engineering fees, any over-time fees, and any costs required to meet new building codes.

At the Regular Board of Trustees meeting held on September 13, 2023, the Board approved the Project, Proposed Budget, Request for Qualifications (RFQ's) for Professional Design Services, and Ranking Criteria for the Mission CISD Districtwide Roofing Repairs.

Advertisements in the local newspapers were posted on October 04, 2023, and October 11, 2023. The process is for the submittals to be reviewed by the Purchasing Department Staff and the Administration Ranking Team to assure that firms meet the criteria based on demonstrated expertise, competence, and qualifications. The submission of RFQ's was on October 19, 2023, and seven (7) proposals were received. The Administration ranking team reviewed and pre-ranked the RFQ's on October 23, 2023, at 2 p.m.. After the review, Administration will then recommend the top two firms to be reviewed and ranked in order of selection. The ranking team consisted of Mr. Adrian Hernandez, Maintenance Director, Mr. Leandro Ochoa, Maintenance Coordinator, Mr. Adan Rivera, Assistant Maintenance Coordinator and Mr. Ricardo Rivera, Assistant Superintendent for Operations and Ms. Daisy Cuevas, Purchasing Specialist who served as the facilitator.

Administration will be presenting Approval to Enter Into Negotiations in the Order of

Ranking for the Request for Qualifications (RFQ's) for Professional Design Services for the Mission CISD Districtwide Roofing Repairs.

Note: The Board may select one or two firms for this project.

<b><u>FIRMS</u></b>	<b><u>Points</u></b>
EGV Architects	99.0
Raba Kistner Inc.	98.0
Amtech Solutions	83.0
Armko Industries Inc.	83.0
Gignac Architects	80.0
CG5 Architect	73.0
Sam Garcia Architect LLC	61.0

At the Regular Board of Trustees meeting held on November 08, 2023, the Board approved EGV Architects and Raba Kistner for Professional Design Services for the Mission CISD Districtwide Roofing Repairs.

As per the insurance adjuster inspections, approximately seventy-two (72) roof structures have been deemed to be replaced. Fifty-one (51) are both campus and district building roofs and twenty-one (21) are portable building composition shingle roofs.

Due to the large number of roof projects and the need to have them repaired as quickly as possible Administration presented and the Board of Trustees approved to divide the projects with the two top-ranked design professionals, EGV Architects and Raba Kistner.

At the Regular Board of Trustees meeting held on February 21, 2024, the board approved EGV Architects 6.5% construction cost fee for design and project administration and added two additional roof projects to his original listing. The additions are the Maintenance building and the Annex building. Thus, the Administration requested to amend the contract for EGV Architects for the Mission CISD districtwide roofing repairs projects.

The Board also approved entering into negotiations with the next two highest-ranked firms Amtech Solutions and Armko Industries Inc.. The remaining roof projects will be divided between the two firms if an agreement is reached.

**Pending:**

Project negotiation meetings were held on February 22, 2024, one meeting was with Mr. James Robbins and Ms. Chloe Gohr from Amtech Solutions, and on February 26, 2024, meeting with Mr. Travis Jones, from Armko Industries Inc., Mr. Leandro Ochoa, Mr. Adrian Hernandez, from MCISD conducted the negotiations.

The Board of Trustees has the option to accept each separate BAFO, to decline the offer(s), and direct Administration to enter into negotiations with the next firm(s), or to reject all offer(s) and re-advertise the project using the same specifications.

If approved, Administration will work with our legal counsel to write and execute the contracts so that the design team(s) can begin as soon as possible.

**ADMINISTRATIVE CONSIDERATIONS**

EGV Architects and Administration continue to meet on the temporary design for the Annex and Central Office. EGV Architects presents a temporary roof design for the Mission CISD Central Office and Annex buildings. If approved we will continue to move forward with utilizing the Job Order Contracting (JOC) and award this part of the project.

Temporary roof repairs are needed at Central Office due to leaks at certain areas and the need to relocate staff offices.

Temporary roof repairs are needed at our Annex building and especially throughout the Warehouse where supplies and materials are stored. Both of these repairs are just an immediate fix to limit the damage should rains occur. Administration and EGV Architects continue to work on the permanent repair design.

**NOTE: EGV Architects continues to work diligently on finalizing final designs and specifications for both the Central Office and Annex roofs and may have these ready by the Board Meeting or very soon after. If so, Administration and EGV Architects will present consideration for the approval of plans and specifications and move forward with the advertisements for the permanent work and forego the temporary roof repairs.**

**Schematic Design:**

Rough sketches that develop a feasible conceptual design of the project.

**Construction Documents:**

Communicating the design intent through further refinement of the written and graphic representation of all building materials, components, and equipment that can be quantified and useful to contractors.

**FUNDING SOURCE**

General Funds – Insurance Claim

Total Estimated Project Cost: \$8,527,379.00 (at this time)

As per the insurance adjuster inspections approximately 72 roof structures have been deemed to be replaced. Fifty-one (51) are both campus and district building roofs and twenty-one (21) are portable building shingle roofs.

**RECOMMENDATION**

This agenda item was presented at the Board of Trustees Workshop on Wednesday, March 06, 2024.

Administration presents Discussion and Possible Action for the Design for the Temporary Roofing Repairs for the Mission CISD Central Office and Annex Buildings.

(Please refer to note above)

**EXHIBIT**

Schematic Design & Construction Documents (Temporary Roof)

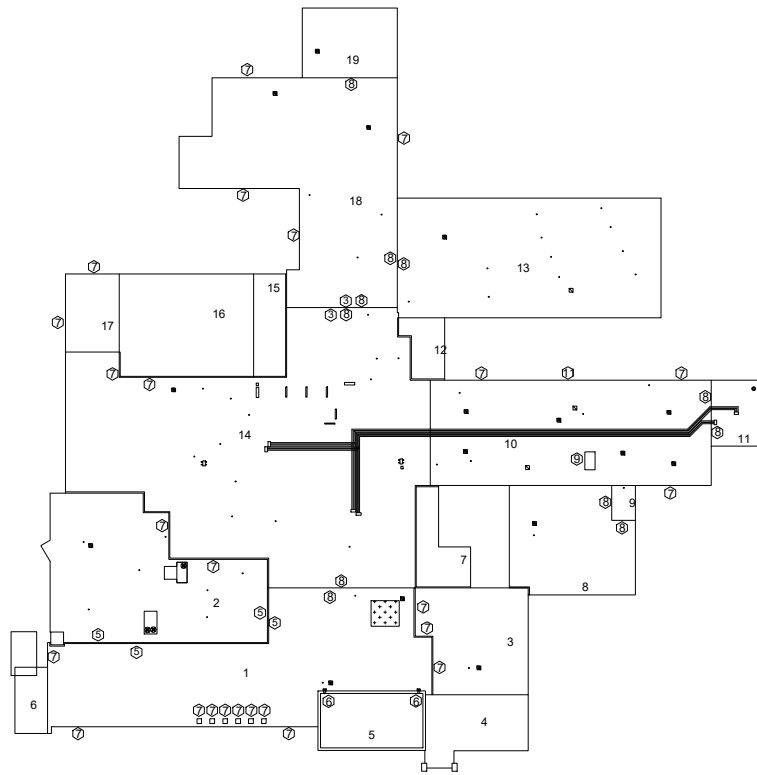
Final Design & Construction Documents (Pending)

**CONTACT PERSONS**

Ricardo Rivera, Assistant Superintendent for Operations

Adrian Hernandez, Director for Maintenance/Facilities/Construction/Energy  
Management

Leandro Ochoa, Coordinator for Maintenance



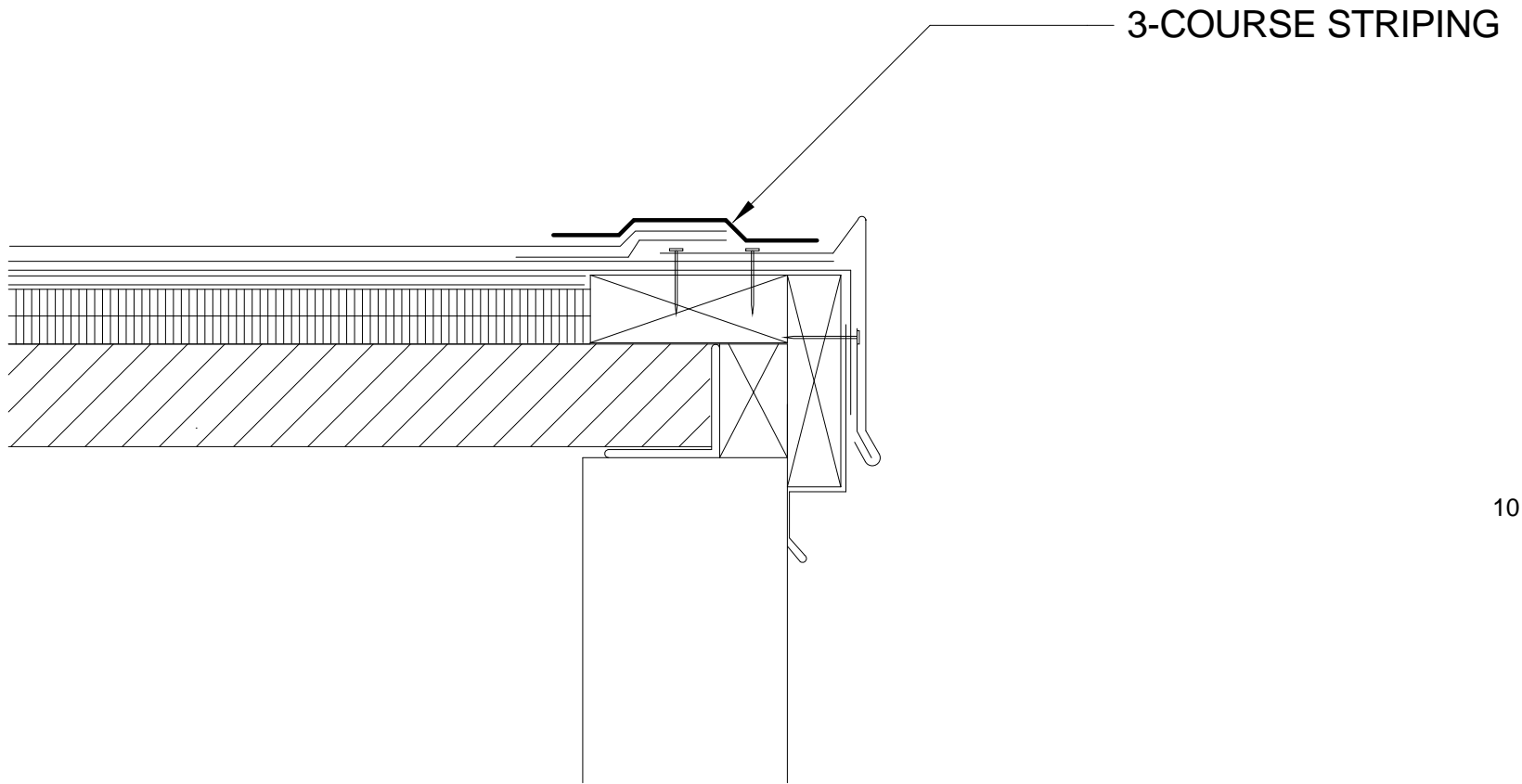
48,733 SQ FT TOTAL AREA  
10,123 SQ FT ANOMALY



1201 Bryce Dr  
Mission, TX 78572

REPAIRS: (ALL EDGE OR EXPANSION JOINT REPAIRS ARE TO RUN LENGTH OF SPAN)

1. CLEAN ALL TRASH AND DEBRIS (APPLIES TO ALL AREAS)
2. REMOVE EXISTING SILICONE COATING AT ALL REPAIR AREAS. (APPLIES TO ALL AREAS)
3. REMOVE ALL LOOSE OR UNADHERED CAP SHEET
4. PROVIDE 3-COURSE STRIPING AT PERIMETER BASE OF ALL PLUMBING VENT LOCATIONS.
5. REMOVE EXISTING METAL EDGING. PRIME A MINIMUM OF 24" STRETCH OUT OF EXPANSION JOINT BELOW REMOVED METAL EDGING. INSTALL IN COLD PROCESS NEW MODIFIED BITUMEN CAP SHEET. INSTALL NEW BASE PLY SHEET AT REMOVED METAL EDGING IN COLD PROCESS. PROVIDE NEW 24 GA METAL EDGING SET IN COLD PROCESS. STRIP IN NEW PRIMED METAL EDGING IN COLD PROCESS. INSTALL MINIMUM OF 24" WIDE CAP SHEET IN COLD PROCESS.
6. FABRICATE AND INSTALL NEW SCUPPERS IN COLD PROCESS. MATCH EXISTING SIZES.
7. CUT AND REMOVE EXISTING MODIFIED CAP SHEET AND STRIPING PLY APPROXIMATELY 2 INCHES. PRIME EXISTING METAL EDGING AND MODIFIED MEMBRANE. INSTALL 3-COURSE STRIPING IN SPECIFIED MASTIC AND MEMBRANE.
8. PRIME EXISTING MODIFIED BITUMEN FIELD EXPANSION JOINT. INSTALL NEW MODIFIED BITUMEN CAP SHEET IN COLD PROCESS. ALLOW FOR A MINIMUM OF 3' STRETCH OUT.
9. PRIME EXISTING BASE FLASHING WITH ASPHALT PRIMER. INSTALL NEW MODIFIED BITUMEN CAP SHEET BASE FLASHING IN COLD PROCESS. ADD ADDITIONAL COUNTER FLASHING IF REQUIRED.
10. CUT BACK. CLEAN, REMOVE DAMAGED MEMBRANE AT EXPANSION JOINT ENDS. PROVIDE NEW 3-COURSE STRIPING AT ALL EXPANSION JOINT ENDS.
11. PROVIDE NEW 24 GA METAL EDGING SET IN COLD PROCESS. STRIP IN NEW PRIMED METAL EDGING IN COLD PROCESS. INSTALL MINIMUM OF 24" WIDE CAP SHEET IN COLD PROCESS.



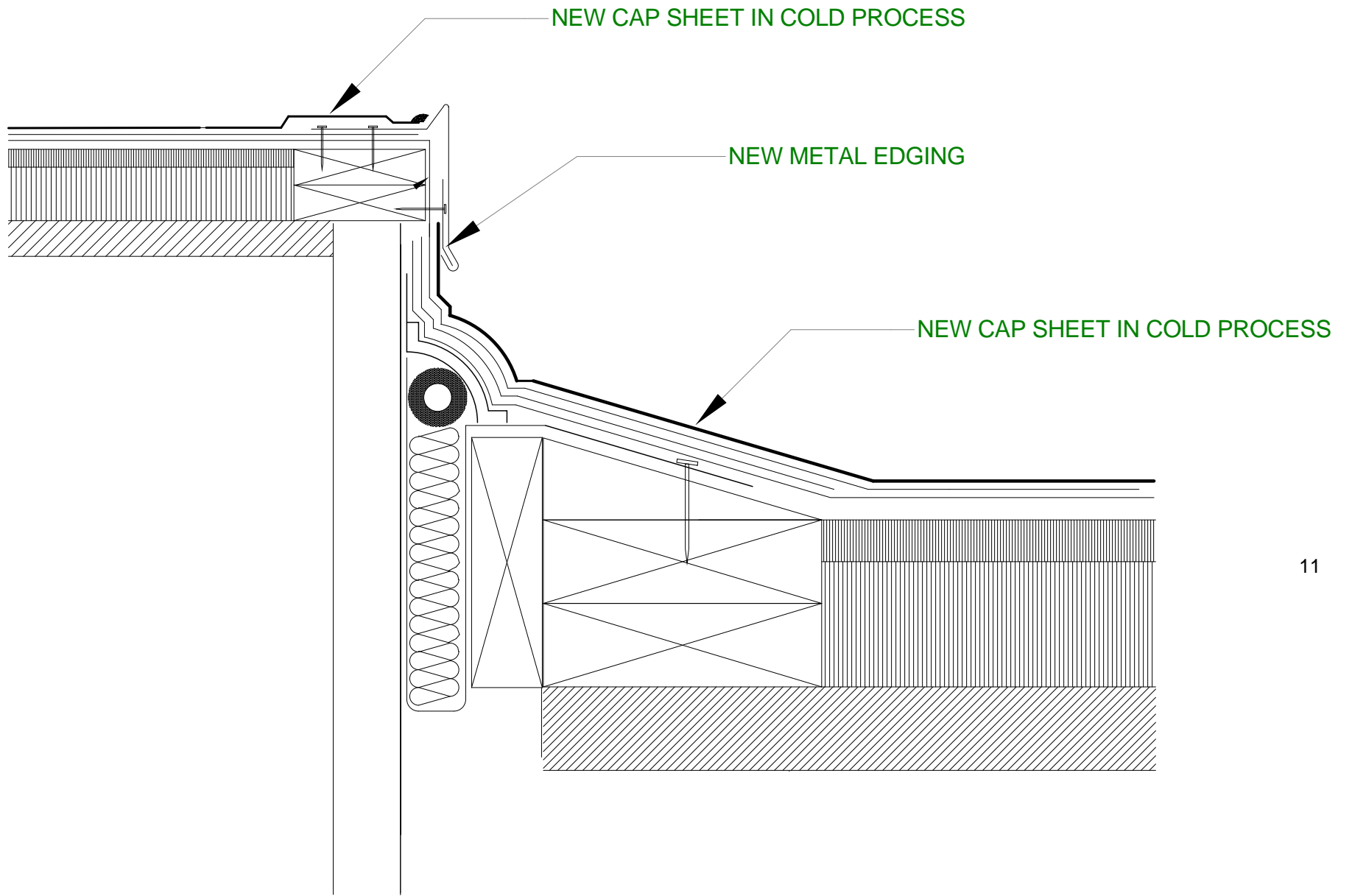
10

EMBEDDED EDGE METAL FLASHING (GRAVEL-STOP)

2001

NOT DRAWN TO SCALE

MB-3S

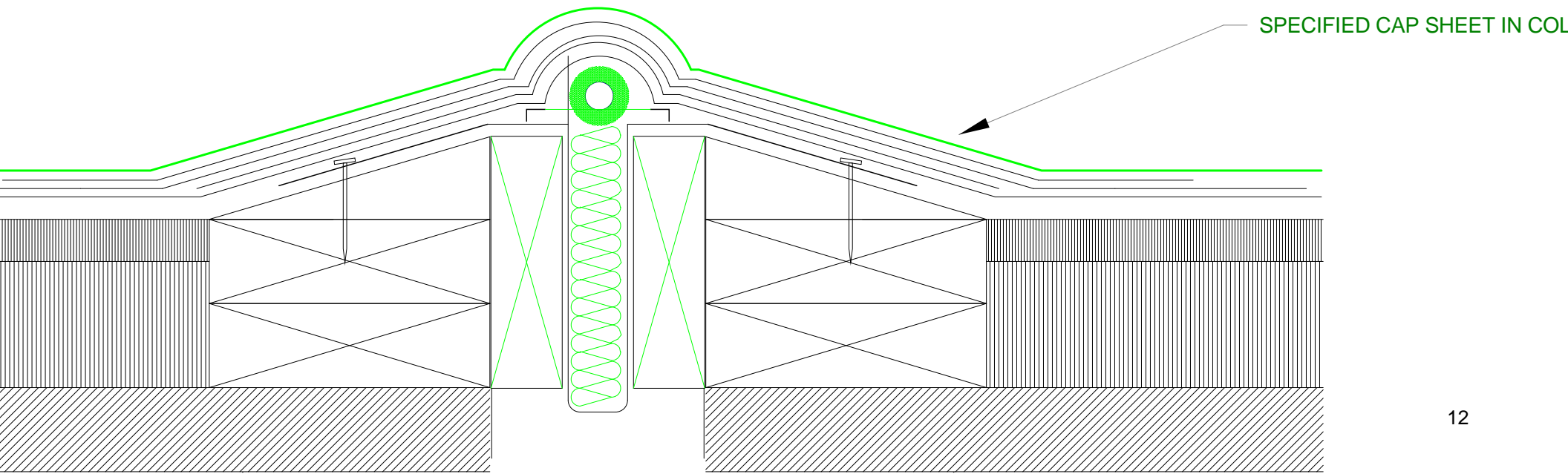


ELEVATION CHANGE WITH MODIFIED BITUMEN EXPANSION JOINT

2019

NOT DRAWN TO SCALE

MB-6.17S



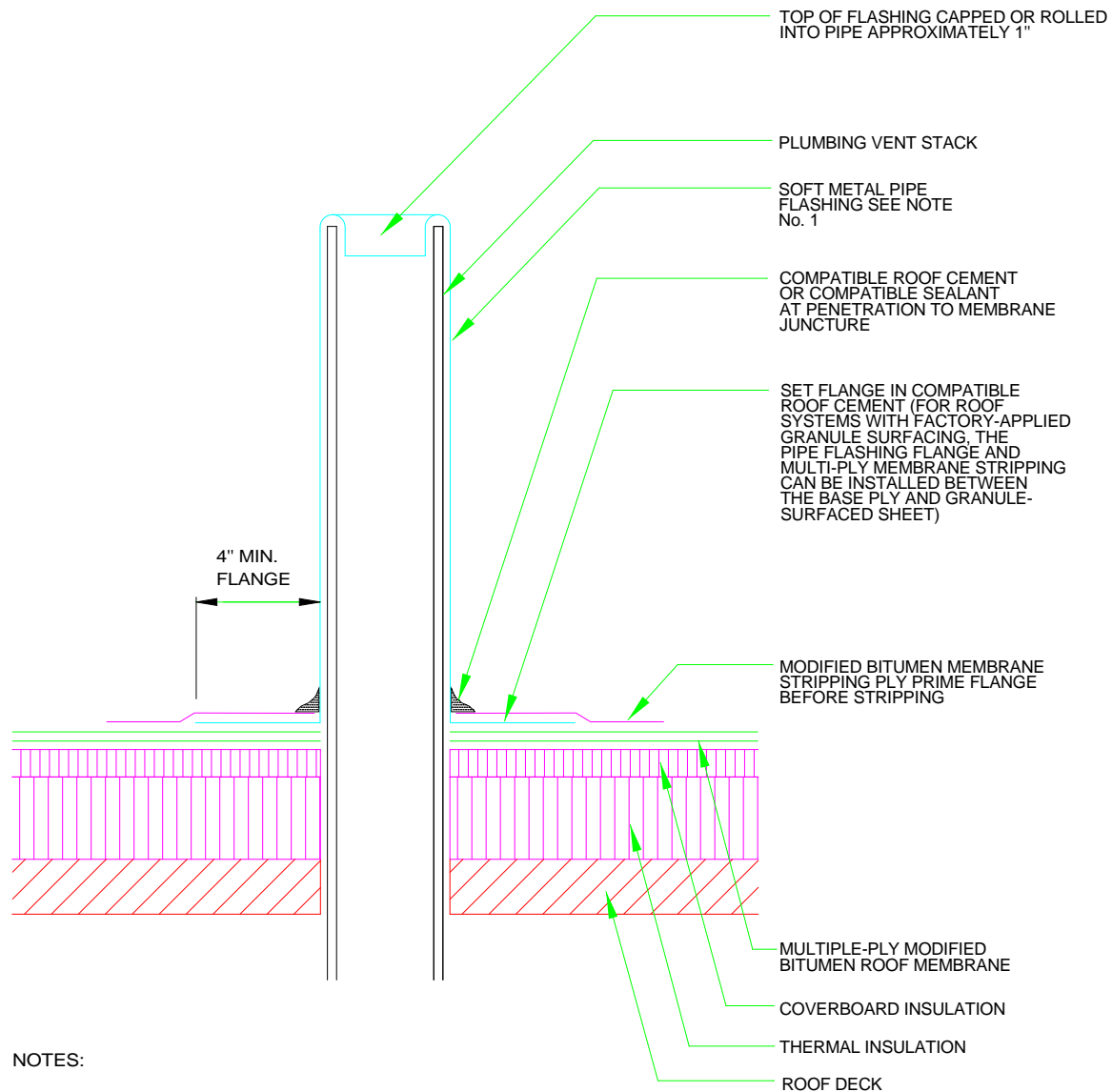
12

FIELD MODIFIED  
BITUMEN EXPANSION JOINT

2019

NOT DRAWN TO SCALE

MB-6.18S



**NOTES:**

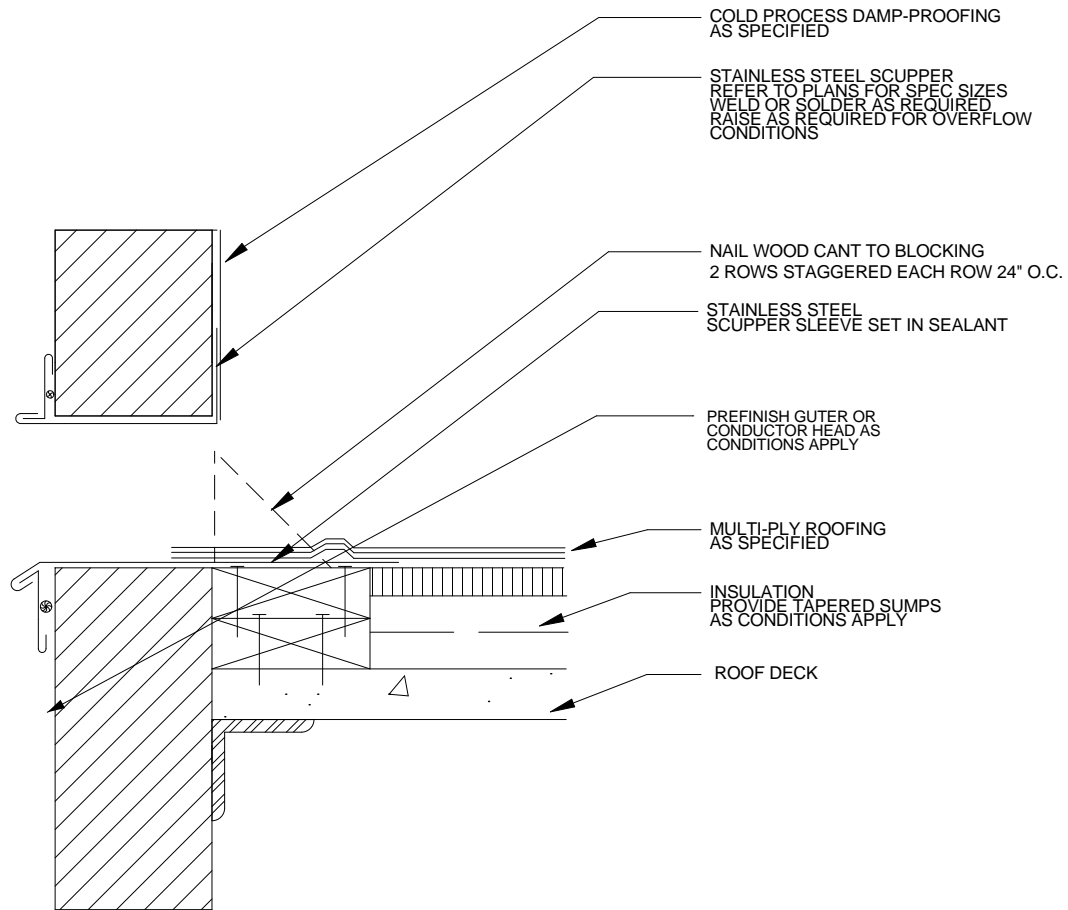
1. SOFT METAL PIPE FLASHING:  
SHEET LEAD: MINIMUM OF 2 1/2 LB. PER SQUARE FOOT  
PRECAUTIONS SHOULD BE TAKEN NOT TO DAMAGE THE SHEET LEAD WHEN USING HEAT-WELDED APPLICATION.
2. IF USING COPPER FLASHING OVER AN IRON OR STEEL PIPE, INSERT A SEPARATOR SHEET (E.G., ASPHALT-SATURATED ROOFING FELT), WRAPPED AROUND PIPE, TO SEPARATE THE COPPER FLASHING FROM DIRECT CONTACT WITH PIPE, TO REDUCE GALVANIC ACTION.
3. VENT STACKS AND OTHER PIPES SHOULD HAVE A MINIMUM OF 12 INCHES OF CLEARANCE ON ALL SIDES FROM WALLS, CURBS, AND OTHER PROJECTIONS TO FACILITATE PROPER FLASHING. (SEE TABLE 4.)
4. REFER TO THE INTRODUCTION FOR ADDITIONAL INFORMATION.

**PLUMBING VENT**

2001

NOT DRAWN TO SCALE

MB-18S

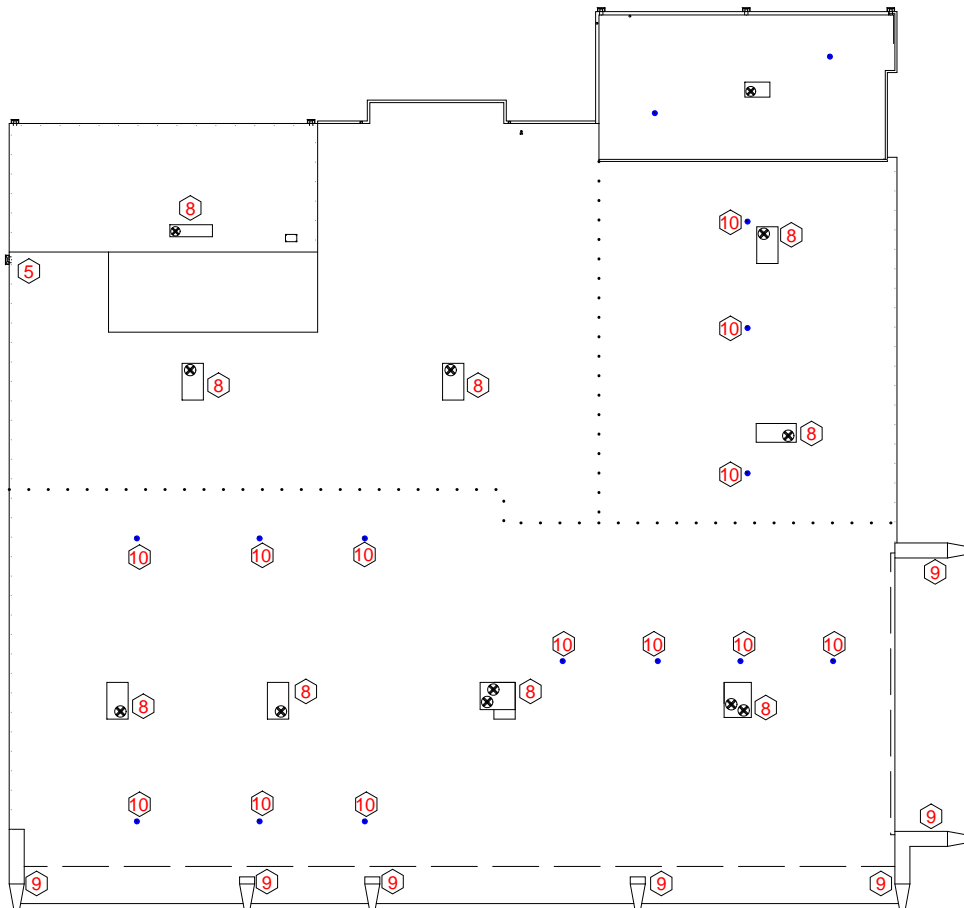


THROUGH WALL SCUPPER

2001

NOT DRAWN TO SCALE

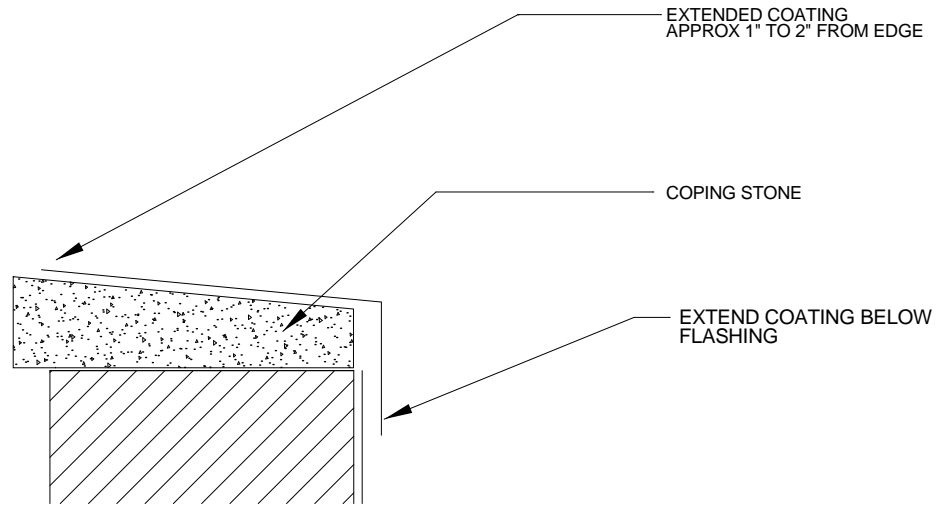
MB-25 S



**REPAIRS:**

ALL EDGE OR EXPANSION JOINT REPAIRS ARE TO RUN LENGTH OF SPAN.  
 ALL REPAIR SURFACES ARE TO PRIMED WITH ASPHALT PRIMER PRIOR TO INSTALLATION OF COLD PROCESS REPAIR MATERIALS

1. CLEAN ALL TRASH AND DEBRIS (APPLIES TO ALL AREAS)
2. REMOVE EXISTING SILICONE COATING AT ALL REPAIR AREAS. (APPLIES TO ALL AREAS).
3. REMOVE ALL LOOSE OR UNADHERED CAP SHEET AT EXPANSION JOINTS IN COLD PROCESS. EXTEND MODIFIED BITUMEN CAP SHEET A MINIMUM OF 12" INTO SPUDDED GRAVEL SURFACING. INSTALL 3-COURSE WATERPROOFING AT INTO SPUDDED GRAVEL EDGE.
5. FABRICATE AND INSTALL NEW SCUPPERS IN COLD PROCESS. MATCH EXISTING SIZES.
6. INSTALL 3 COURSE STRIPING AT ALL BASE FLASHING LAPS.
7. INSTALL NEW MODIFIED BITUMEN CAP SHEET IN COLD PROCESS. ALLOW FOR A MINIMUM OF 3' STRETCH-OUT. SPUDD GRAVEL AT LEADING EDGE. STRIP INTO EXISTING PLIES WITH 3-COURSE WATERPROOFING.
8. SPUDD GRAVEL AT PERIMETER OF MODIFIED BITUMEN CURB REPAIRS. INSTALL 3-COURSE WATERPROOFING AT LEADING EDGE OF EXISTING MODIFIED BITUMEN TO GRAVEL SYSTEM INNER PLIES.
9. PRESSURE WASH ROOF SIDE AND TOP OF EXISTING COLUMN. PRESSURE WASH TOP OF EXISTING MASONRY PARAPET CAP. PRIME EXISTING SURFACE WITH SPECIFIED MASONRY PRIMER. INSTALL 2 COATS OF SPECIFIED ELASTOMERIC WALL COATING.
10. SPUDD GRAVEL AT PERIMETER OF ALL ROOF DRAIN LOCATIONS. INSTALL NEW OLYMPIC RETROFIT DRAINS AT ALL LOCATIONS. SET NEW PRIMED RETROFITS IN COLD PROCESS AND SECURE TO DECK. INSTALL NEW 3'x3' MODIFIED BITUMEN TARGET SHEET IN COLD PROCESS. STRIP IN LEADING EDGE OF MODIFIED TARGET TO GRAVEL SYSTEM INNER PLIES WITH 3-COURSE WATERPROOFING.
11. INSPECT ALL SURFACE MOUNTED FLASHINGS RESEAL ALL AREAS WITH URETHANE CAULK AS REQUIRED.

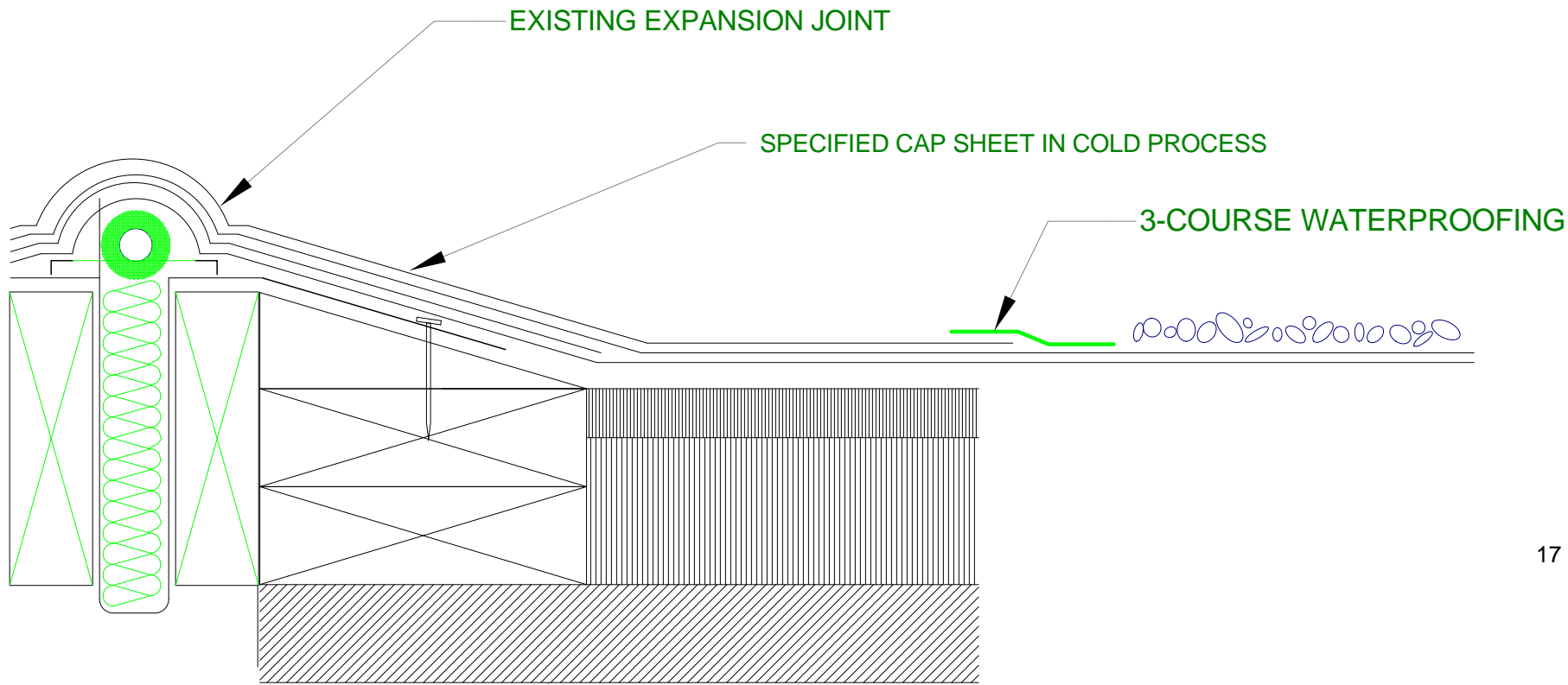


COPING STONE COATING

2001

NOT DRAWN TO SCALE

MB-1.2 S

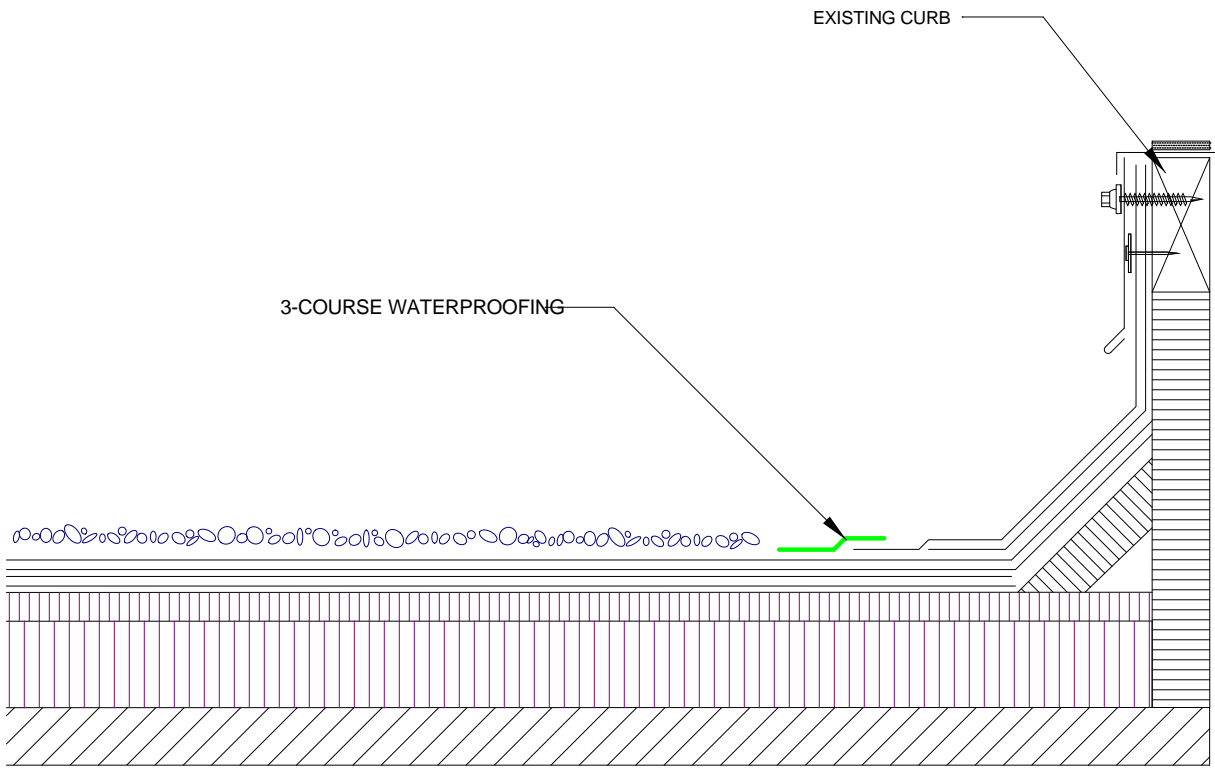


FIELD MODIFIED  
BITUMEN EXPANSION JOINT

2019

NOT DRAWN TO SCALE

MB-6.18S



RAISED CURB DETAIL FOR ROOFTOP AIR HANDLING UNITS AND  
 DUCTS (PREFABRICATED METAL CURB) (REPAIRS)  
 2001 NOT DRAWN TO SCALE MB-12.5S

RETROFIT ROOF DRAIN REPLACEMENT

MODIFIED BITUMEN ROOF  
MEMBRANE CAP SHEET

MODIFIED BITUMEN MEMBRANE  
STRIPPING PLY

ZURN RD 2150  
ROOF DRAIN REPLACEMENT  
FLASHING FLANGE  
SET IN COMPATIBLE  
ROOF CEMENT PRIME  
TOP SURFACE  
BEFORE STRIPPING

COMPATIBLE ROOF  
CEMENT

MODIFIED BITUMEN ROOF  
MEMBRANE BASE PLY

COVERBOARD  
INSULATION

THERMAL INSULATION

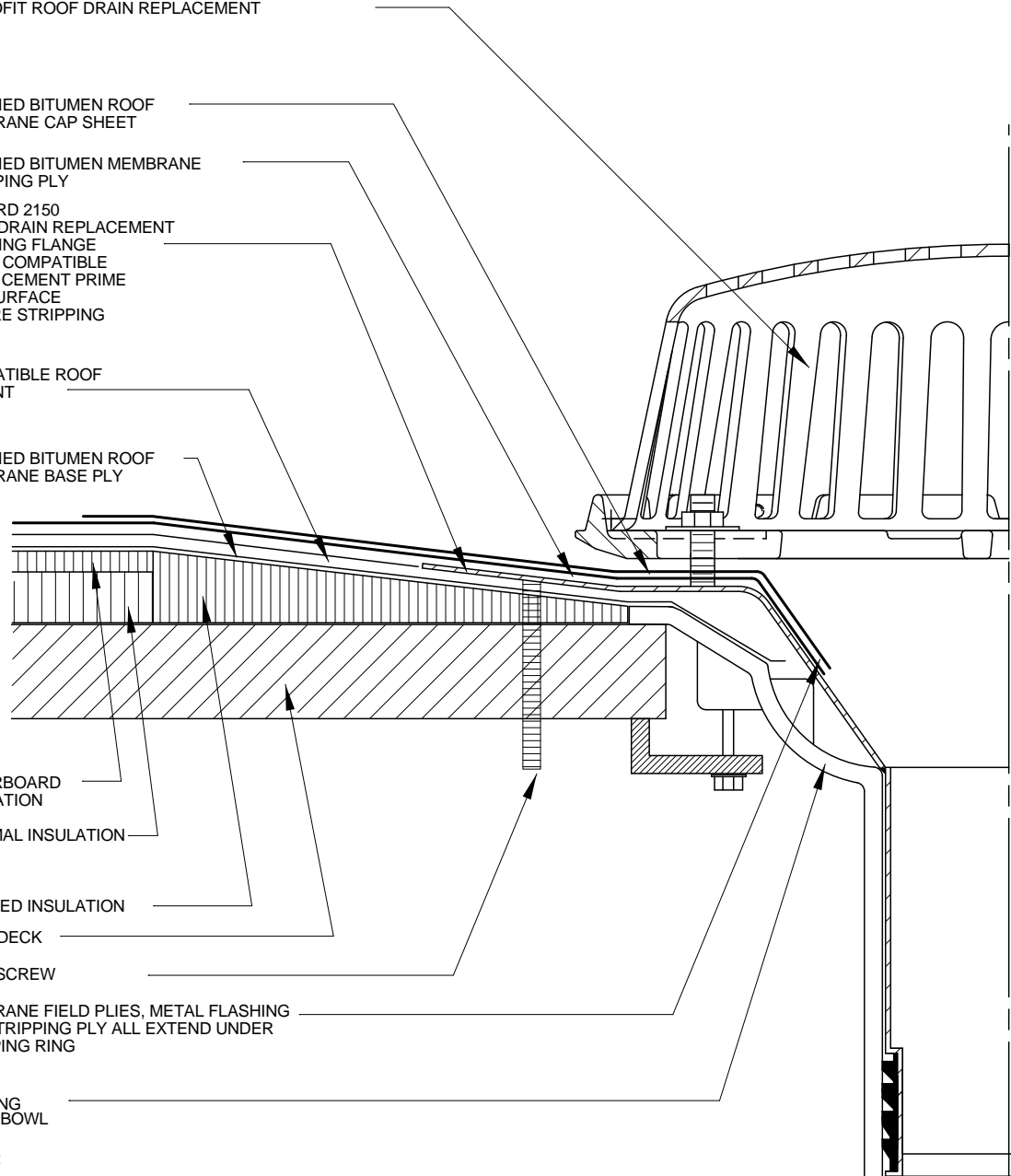
TAPERED INSULATION

ROOF DECK

DECK SCREW

MEMBRANE FIELD PLIES, METAL FLASHING  
AND STRIPPING PLY ALL EXTEND UNDER  
CLAMPING RING

EXISTING  
DRAIN BOWL



NOTES:

1. THE USE OF A METAL DECK SUMP PAN IS NOT RECOMMENDED. HOWEVER, DRAIN RECEIVER/BEARING PLATES ARE APPLICABLE WITH SOME PROJECTS.
2. THE DESIGNER SHOULD CONSIDER INSULATING THE DRAIN COMPONENTS BELOW THE DECK TO PREVENT POTENTIAL CONDENSATION.
3. MEMBRANE SEAMS SHOULD NOT INTERSECT DRAIN CLAMPING RING.
4. REFER TO THE INTRODUCTION FOR ADDITIONAL INFORMATION.

RETROFIT ROOF DRAIN FLASHING

19

2013

NOT DRAWN TO SCALE

MB-20.1S

**SUBJECT:** Consideration and Approval of Final Completion, Less Betterment Fund Allowance, Less Liquidated Damages, and Final Payment for the Security Vestibules Project at Castro Elementary – PBK Architects

**PRESENTER:** Ricardo Rivera, Assistant Superintendent for Operations

**BACKGROUND INFORMATION**

Mission CISD Administration and Risk Management have been working cooperatively with law enforcement agencies to explore additional safety and security measures to ensure students and staff are safe and secure at all times. One security measure is to try to ensure that our campus front doors are equipped with the necessary security systems to limit or prohibit the entrance of intruders who may want to cause criminal intent. All our campuses have door security access systems and in addition, some campuses have entrance vestibules as an additional safety measure. Several elementary campuses are currently limited by these systems.

At the Regular Board of Trustees meeting held on Wednesday, November 13, 2019, the Board approved the following:

Administration requests to explore a project at campuses for the installation of door security and monitoring systems along with assessing the construction of a vestibule similar to ones constructed at MHS, RCJH, and Escobar/Rios (our most recently constructed or renovated campuses). All campuses are equipped with front door security cameras and call buttons where the front office staff needs to activate locking mechanisms to allow person entrance into the campus. However, not all campuses have a vestibule where visitors are checked and verified before being able to have access to the entire campus. The construction of vestibules will serve as an additional safety measure against possible intruders. Since many of our campus entrances are constructed differently there are varying options on how a vestibule may or may not be built. Some campuses may be as simple as constructing a glass barrier as a separation similar to what is installed at Escobar/Rios Elementary School. Other campuses may need to have a vestibule constructed at the entrance similar to what was just completed at VMHS. Other campuses may need more of a design due to not being able to utilize the other two options. The Construction and Maintenance departments will be responsible for the construction of these vestibules, however, due to the total costs and the need to ensure that we are meeting all building and ADA compliance codes and requirements we are requesting Consideration and Approval to Advertise for Request for Qualifications (RFQ) for the Selection of Architect/Consultant for Elementary Campus Security Vestibules Project.

The Board of Trustees must take the necessary action in accordance with Texas Education Code 44.035 which consists of the selection/designation of an architect/consultant and/or engineer to prepare construction documents for this project. The engineer and/or architect/consultant selected or designated will have full responsibility for complying with the Texas Engineering Practice Act (Article 3271a, Vernon's Texas Civil Statutes) or Chapter 478, Acts of the 45th Legislature, Regular Session, 1937 (Article 249a, Vernon's Texas Civil Statutes) as applicable.

The selected architect/consultant/engineer along with preparing construction documents will be required to provide MCISD with an estimated project budget if required by Administration.

If the engineer or architect/consultant is not a full-time employee of the District, the Board must select the engineer or architect/consultant on the basis of demonstrated competence and qualifications as provided by Section 2254.004, Government Code.

On Wednesday, February 12, 2020, the Board selected EGV Architects, Inc. as the district's professional services firm to act as the district's representative for the duration of the project.

At the Regular Board of Trustees meeting held on Wednesday, June 24, 2020, the Board approved the following:

Consideration and Approval of Project and Proposed Budget for the Districtwide Security Vestibules Project.

Consideration and Approval as Design Build as Procurement Method for the Districtwide Security Vestibules Project.

There are twelve (12) district campuses that will require vestibules, however, seven (7) can be constructed using storefront framing. Each of these campuses is a different design and configuration and will be contracted out to vendors.

Before soliciting bids or proposals for this project, Texas Education Code 44.031(a) requires the board of a school district, considering a construction project to take the following action. 1. The board must consider the method of delivery that provides the best value for this project. Administration recommends competitive sealed proposals as the method of delivery due to the nature of the project. 2. Selection criteria for the project must also be considered. Attached is a copy of the recommended selection criteria used for previous District large-scale projects. 3. The Board must designate the selection committee to evaluate and rank the proposals. (This was reviewed and approved by the Purchasing Department)

After some delays in the original procurement, the method Administration recommends Consideration and Approval of Changing the Procurement Process from Design Build to Competitive Sealed Proposals (CSP) for the Districtwide Security Vestibules Project in order to expedite the project.

At the Regular Board of Trustees meeting held on September 09, 2020, the Board approved changing the procurement process from design-build to competitive sealed proposals (CSP) for the Districtwide Security Vestibules Project.

Advertisements in the local newspapers were posted on April 28, 2021, and May 05, 2021. A pre-proposal meeting was held on Thursday, May 06, 2021, with proposals scheduled to be publicly opened on Thursday, May 13, 2021. There were no proposals submitted and Administration extended the solicitation for an additional two weeks. A second pre-proposal meeting was held Thursday, May 20, 2021, and proposals were opened on Thursday, May 27, 2021, at 2:00 p.m. Pre-ranking of the proposals was conducted by Ms. Lorena Garcia, Mr. Ricardo Rivera, Ms. Dora Garcia, Mr. Joel Garcia, and Ms. Daisy Cuevas on Friday, May 28, 2021, at 11:00 a.m.

Pre-ranking of proposals by the Administration is a district process to pre-check if all requested documents and information in the Competitive Sealed Proposal (CSP) were submitted.

However, since the district no longer has a Facilities/Environment Committee and we now use the Board of Trustees Work Shop format Administration presents the option of presenting Consideration and Approval to Accept Administrations Rankings and Enter into Negotiations in the Order of Ranking for the Security Entrances for AMJH, KWJH, Pearson Elementary & Roosevelt Alternative Project

Two proposals were submitted for this project; however, one proposal was incomplete and could not be included in the ranking process thus Administration presents one proposal to consider.

Company and Base bid and Number of days

Risica & Sons, Inc.- Incomplete package

REFCO - \$85,625.00 - 60 days

Alternate: \$6,850.00 (4) sets of electric strikes, power supplies, and wall switches, furnished and installed

Total Proposal: \$92,475.00

Initial project negotiations were held on June 10, 2021, with Mr. Connor Friedrichs, REFCO V.P., Mr. Joel Garcia, and Mr. Ricardo Rivera. On Monday, June 14, 2021, REFCO submitted their best and final offer (BAFO). In their BAFO they also recommended substitution for door closers from a specified LCN model to a Stanley closer. After consulting with EGV Architects and our maintenance personnel the substitution is acceptable.

The Board of Trustees has the option to accept this BAFO, to decline the offer, and direct the Administration to reject all offers and re-advertise the project using the same specifications and design.

Administration presents Consideration and Approval to Accept the Best and Final Offer (BAFO) and to Enter Into a Contract for the Security Entrances for AMJH, KWJH, Pearson Elementary & Roosevelt Alternative.

BAFO Base Bid: \$81,000.00

Closer Substitution: (\$1,600.00)

BAFO Final (base): \$79,400.00

BAFO Alternate: \$6,850.00

Total Proposal: \$86,250.00

Construction Time: 60 days from notice to proceed (NTP)

At the Special Board of Trustees meeting held on June 23, 2021, the Board approved REFCO's Best and Final Offer of \$86,250.00 within 60 days. Notice to Proceed was effective July 27, 2021, with substantial completion will be September 25, 2021.

At the Regular Board of Trustees, Meeting held on September 8, 2021, the Board approved Change Order #01 for Thirty-three (33) delay days for the Security Entrances for Alton Memorial Jr. High, K. White Jr. High, Pearson Elementary & Roosevelt Alternative. If approved the new substantial completion will be October 28, 2021.

At the Regular Board of Trustees Meeting held on November 10, 2021, the Board approved the following items, Consideration, and Approval of Construction Change Directive #1 & #2 for "Credit" on Hardware Handle and Aluminum Frame Support for the Security Vestibules Project at Alton Memorial Jr. High, K. White Jr. High, Pearson Elementary & Roosevelt Alternative – EGV Architects

Const. Change Directive #1 Credit hardware handle:	(\$750.00)
Const. Change Directive #2 Aluminum Supports Cost:	<u>\$750.00</u>
Balance:	\$0.00

Accept Substantial Completion for the Security Vestibules Project at Alton Memorial Jr. High, K. White Jr. High, Pearson Elementary & Roosevelt Alternative - EGV Architects

At the Regular Board of Trustees meeting held on January 19, 2022, the Board approved the Final Completion of the Security Vestibules Project at Alton Memorial Jr. High, K. White Jr. High, Pearson Elementary & Roosevelt Alternative.

Total Construction Cost:  
Safety and Security grant in the award of \$252,229.00  
Leal, Mims & O'Grady (previously awarded) \$49,286.00  
Balance: \$202,943.00

At the Regular Board of Trustees meeting held on August 10, 2022, the Board approved Project, Proposed Budget, Procurement Method, and Utilizing the On-call Professional Services for the Remaining Security Vestibules Project.

PBK Architect – On-call professional services  
Job Order Contracting (JOC) – Procurement method

At the Regular Board of Trustees meeting held on December 07, 2022, the Board approved Schematic Design for the Remaining Security Vestibules Project.

Schematic Design:  
Rough sketches that develop a feasible conceptual design of the project.

Construction Documents:  
Communicating the design intent through further refinement of the written and graphic representation of all building materials, components, and equipment that can be quantified and useful to contractors.

At the Regular Board of Trustees meeting held on March 08, 2023, the Board approved the Construction Documents for the Remaining Security Vestibules Project. The administration will move forward to advertise and possibly award the project. At this meeting, PBK Architects is to advise the Administration and the Board of Trustees if there is a change in the estimated construction costs.

PBK Architects was unable to attend to present these designs due to another commitment, however, they presented the agenda item at the Board meeting. They have submitted a revised estimated costs schedule.

**Initial Cost Estimate:**

Remaining Campuses and PBK Arch. Est. Const. Costs - \$308,816.54

- Bryan Elem. - \$42,821.30
- Castro Elem. - \$60,957.38
- Cavazos Elem. - \$70,277.31
- Midkiff Elem. - \$73,048.10
- Salinas Elem. - \$61,712.45

**Revised Cost Estimate:**

Remaining Campuses and PBK Arch. New Est. Const. Costs - \$382,824.00  
**(\$74,007.46)**

- Bryan Elem. - \$53,040.00
- Castro Elem. - \$75,504.00
- Cavazos Elem. - \$87,360.00
- Midkiff Elem. - \$90,480.00
- Salinas Elem. - \$76,440.00

An email notice was sent out to all Job Ordering Contracting Firms (JOC) on March 10, 2023. The process is for the submittals to be reviewed by the Purchasing Department Staff and the Administration Ranking Team to assure they were submitted as per specifications. The opening of the proposal(s) was on Thursday, March 30, 2023, at 12:00 p.m. after Administration reviewed the quotes they were considerably over the estimated budget provided by PBK Architects. Thus, the Administration presented Consideration and Approval to Enter Into Negotiations, Present the Best and Final Offer (BAFO) with the Lowest Proposal from the Job Order Contractor (JOCs), and Adjust the Budget for the Remaining Security Vestibules Project.

Administration asked PBK Architects if they intend to revise their cost estimate or to remain the same.

Note: At the Board Work Shop it was discussed to not accept the Job Ordering (JOC) proposals and change the procurement process and advertise as competitive sealed proposals (CSP's), the proposals were over the maximum threshold of \$500,000.00 established. Advertisements such as CSP's would be using the same plan and specifications.

Discussed was also to re-direct PBK Architects to re-design the project and if so the revised plans and specifications will be brought forward for Board review and approval.

The Board has the option to direct Administration to enter into negotiations with the lowest JOC proposal to possibly agree on a lower cost proposal. Negotiations will not entertain any recommendations for changing or reducing the scope of work in order to lower a proposal. At times<sup>24</sup> the term "Value Engineering" is mentioned

during negotiations, value engineering happens during the design phase of a project and not after proposals are submitted and opened. Value engineering adds “value” to a project and is not to be used to reduce the scope of work to lower a proposal. Any change of scope will need to be brought forward for the Board of Trustees review and approval.

At the Regular Board of Trustees Meeting held on April 19, 2023, the Board approved the Best and Final Offer (BAFO) with the Lowest Proposal from the Job Order Contractor (JOCs), and Adjust the Budget for the Remaining Security Vestibules Project.

8/A Builders LLC – BAFO - \$518,000.00

Notice to proceed was May 30, 2023, with 200 construction days with substantial completion on December 16, 2023.

At the Regular Board of Trustees Meeting held on December 13, 2023, the Board approved the Allowance Expenditure Authorization (AEA) #1 and Change Order #1 for delay days for the Security Vestibules Project.

*Change Order #1* - Inclement weather for a total of five (5) calendar days for Midkiff and Cavazos Elem. If approved the new substantial completion date is December 21, 2023.

#### **Bryan Elementary School**

*AEA #1* - Removal of skylight fixture and installation of metal panel cost \$3,828.95

*Change Order #1* - additional days for the removal and capping of an existing broken skylight at a total of five (5) calendar days and five (5) inclement weather days a total of ten (10) days. If approved the new substantial completion date is December 26, 2023.

#### **Castro Elementary School**

*AEA #1* - Roof Modification by installing metal sheet panels on both sides of the canopy and installing stucco front upper gable wall cost \$5,270.00.

*Change Order #1* - additional days to changes in the scope of work for the roof based on existing conditions a total of sixty (60) calendar days and five (5) inclement weather days a total of sixty-five (65) days. If approved the new substantial completion date is February 19, 2024.

#### **Salinas Elementary School**

*AEA #1* - The New Aluminum Storefront Door is \$6,317.95 and credit for the concrete sidewalk (\$5,000.00) cost of \$1,317.95.

*Change Order # 1* - additional days for Permitting delays by the City of McAllen for a total of eighty-seven (87) calendar days and changes in the scope of work based on existing conditions for a total of fifteen (15) calendar days. A total of one hundred and seven (107) days. If approved the new substantial completion date is April 01, 2024.

**Contingency Allowance:** **\$35,000.00**

Salinas Elem.: Storefront Door & Credit for concrete sidewalk:	\$ 1,317.95
Bryan Elem.: Removal of existing skylight and cap with metal panel:	\$ 3,828.95
Castro Elem.: Roof modification due to existing conditions:	<u>\$ 5,270.00</u>
Total:	<b>\$10,416.90</b>

Contingency Allowance Balance: **\$24,583.10**

At the Regular Board of Trustees Meeting held on January 24, 2024, the Board approved Consideration and Approval of Substantial Completion for the Security Vestibules Project at Bryan, Midkiff, and Cavazos Elementary.

As per past Board of Trustees approvals, Castro Elementary has a substantial completion date of February 19, 2024.

Salinas Elementary has a substantial completion date of April 01, 2024.

Note: Substantial Completion is the stage in the progress of the Work when the Work or designated portion thereof is sufficiently complete in accordance with the Contract Documents so that the Owner can occupy or utilize the Work for its intended use. MCISD technology is currently working on computer, phone and security camera connections.

At the Regular Board of Trustee meeting held on February 21, 2024, the Board approved Consideration and Approval of Substantial Completion for the Security Vestibules Project at Castro Elementary and Final Completion, Less Betterment Fund allowance, Less Liquidated Damages, and Final Payment for the Security Vestibules Project at Bryan, Midkiff, and Cavazos Elementary. The Project was completed on time with all punch-listed items completed. This project has no liquated damages and has a \$24,853.10 of contingency allowance in the project contract.

### **ADMINISTRATIVE CONSIDERATIONS**

PBK Architects, and 8/A Builders, LLC are presenting Consideration and Approval of Final Completion, Less Betterment Fund Allowance, Less Liquidated Damages, and Final Payment for the Security Vestibules Project at Castro Elementary. The Project was completed on time with all punch-listed items completed.

### **FUNDING SOURCE**

Local Funds

Construction Cost:	\$518,000.00
Contingency Allowance:	\$ 35,000.00
Professional Services/Design:	<u>\$ 40,000.00</u>
Cost:	<b>\$593,000.00</b>

**RECOMMENDATION**

This agenda item was presented at the Board of Trustees Workshop on Wednesday, March 06, 2024.

Administration presents Consideration and Approval of Final Completion, Less Betterment Fund Allowance, Less Liquidated Damages, and Final Payment for the Security Vestibules Project at Castro Elementary.

**EXHIBIT**

N/A

**CONTACT PERSONS**

Ricardo Rivera, Assistant Superintendent for Operations

Adrian Hernandez, Director for Maintenance/Facilities/Construction/Energy Management

**SUBJECT:** Recommendation and Approval of Contracts and Employment Agreements for Campus Principals and Central Office Administrators

**PRESENTER:** Dr. Carol G. Perez, Superintendent

**BACKGROUND INFORMATION**

As specified in Board Policy DC(LEGAL), a district shall employ each classroom teacher, principal, librarian, nurse, or school counselor under a term contract as provided by Education Code Chapter 21, Subchapter E. *Education Code 21.002*

According to Board Policy DCE(LOCAL), employment agreements shall be provided for positions included on the list approved by the Board. An employment agreement shall not be governed by Chapter 21 of the Education Code.

**ADMINISTRATIVE CONSIDERATIONS**

Recommendations for the renewal of contracts and employment agreements for the Campus Principals and Central Office administrators listed in the booklet to be provided to the Board in executive session are based on job performance, program needs, and funding. These recommendations support the District's goal of attracting and retaining high quality staff.

**FUNDING SOURCE AND AMOUNT**

Local, State and Federal Funds

**RECOMMENDATION**

Recommendation and Approval of Contracts and Employment Agreements for Campus Principals and Central Office Administrators

**CONTACT PERSON (S)**

Joel Garcia, Deputy Superintendent for Business & Support Services  
Elisa Pacheco, Director for Human Resources

**SUBJECT:** Approval to Enter Into Negotiations in the Order of Rankings for the On-Call Architectural Design, Structural, Civil, Material Testing and Laboratory Analysis/Geo-Technical Investigation/Environmental Services, Mechanical, Electrical & Plumbing (MEP) Engineering and Building Envelope Consulting Professional Services

**PRESENTER:** Rick Rivera, Assistant Superintendent for Operations

**BACKGROUND INFORMATION**

In order to expedite the process of beginning construction of a smaller project which may require engineering and/or design, the district may need the services of a design or engineering or materials testing firm.

At the Regular Board Meeting held on May 06, 2020, the Board approved the following:

Administration requests approval to advertise for Consideration and Approval for Request for Qualifications for On-Call Professional Services for MEP, Structural, Civil, Material Testing, and Architectural Design.

The ranking of Request for Qualifications responses must be on the basis of demonstrated competence, qualifications, capability to perform, the past performance of the firm and members of the firm, and other appropriate factors submitted by the firm in response to the request for qualifications, except that cost-related or price-related evaluation factors are not permitted as provided by Section 2254.004, Government Code.

This on-call service will be used on services for construction projects up to a \$500,000.00 total construction cost. Any services above this threshold will be brought forward to the Board of Trustees for consideration and approval. All projects utilizing the on-call services agreement will be presented to the Committee as informational items.

Administration will begin advertising for On-Call Professional Services for MEP, Structural, Civil, Material Testing, and Architectural Design and then begin the process of reviewing the firms as per the RFQ's and schedule presentations for the Board to review and possibly select a firm if needed.

As per the Committee meeting, the on-call contract will be for a maximum three-year term with a performance evaluation review for renewal yearly.

As per the Committee meeting, multiple firms may be selected for the on-call services for each discipline.

At the Regular Board meeting held on January 13, 2021, the Board was given a status update on the on-call services.

Initial advertisements and solicitations were posted; however, this initiative was never implemented due to circumstances beyond our control. Administration will again advertise and solicit for the on-call services for the different disciplines in the best interest of the district.

Advertisements in the local newspapers were posted on February 13, 2021, and February 17, 2021. Original deadline was February 25, 2021, at 2 pm, however, due to inclement weather an addendum was posted to extend until March 4, 2021. Request for Qualification (RFQ's) will be opened on March 4, 2021, and firms may be able to view and attend remotely. Pre-ranking of the RFQ's will be conducted by Ms. Lorena Garcia, Mr. Ricardo Rivera, Ms. Dora Garcia, Mr. Carlos Lerma, Ms. Rumalda Ruiz, and Ms. Daisy Cuevas.

Pre-ranking of RFQ's by Administration is a district process to pre-check if all requested documents and information in the Request for Qualifications were submitted.

However, since the district no longer has a Facilities/Environment Committee and we now use the Board of Trustees Work Shop Format, Administration presents the option of presenting Consideration and Approval to Accept Administrations Rankings and Enter Into Negotiations in the Order of Ranking for the On-Call Professional Services.

RFQ's were submitted on March 4, 2021, and were reviewed and ranked by the Administration Committee. Pre-ranking was scheduled for Monday, March 08, 2021, at 3:00 p.m.. This Administrative review was presented at the Regular Board of Trustees Meeting on Wednesday, March 10, 2021.

Firms submitting RFQ's by discipline:

**Civil Engineering:**

- Hinojosa Engineering Inc.
- M2 Engineering PLLC
- Javier Hinojosa Engineering
- SAMES, Inc.
- Izaguirre Engineering Group LLC

**Structural Engineering:**

- Chanin Engineering, LLC
- Hinojosa Engineering, Inc.
- Izaguirre Engineering Group LLC

**Architecture/Design:**

- EGV Architects, Inc.
- PBK Architects
- Izaguirre Engineering Group LLC
- TWG-The Warren Group Architects Inc.

**Mechanical/Electrical/Plumbing Engineering (MEP):**

- Leaf Engineering (PBK)
- Halff & Associates, Inc.
- Trinity MEP Engineering
- Izaguirre Engineering Group LLC
- Ethos Engineering
- DBR Engineering

**Geo-Technical / Materials Testing and Laboratory Analysis / Environmental Services:**

- Izaguirre Engineering Group LLC
- Millennium Engineers Group (MEG)
- Raba Kistner
- Terracon Consultants, Inc.

At the Regular Board Meeting held on March 10, 2021, the Board approved the following, to enter into negotiations with the top-ranked firm Javier Hinojosa Engineering for civil engineering and Chanin Engineering, LLC. for structural engineering. These disciplines when ranked did not have a tie between firms submitting qualifications thus we could proceed into the negotiations phase.

The disciplines of Architectural Design, Mechanical, Electrical, and Plumbing (MEP) and Material Testing and Laboratory Analysis/Geo-Technical Investigation/Environmental Services had firms with equal rankings. Due to the equal scoring of top firms in these three disciplines Administration recommended that these firms present in an interview format to the Administration Ranking Committee. This additional step needs to be done to distinguish a top-ranked firm for these services, there can be no ties. However, this award of on-call professional services does not mean that selected firms will have exclusive rights to all MCISD projects.

On Wednesday, March 31, 2021, virtual presentations were conducted with each firm being allowed fifteen (15) minutes of presentation time with an additional fifteen (15) minutes of a question and answer session.

Administration ranking of the presentations was conducted by Ms. Lorena Garcia, Mr. Ricardo Rivera, Ms. Dora Garcia, Mr. Joel Garcia, Ms. Rumalda Ruiz, and Mr. Martin Castaneda with Ms. Daisy Cuevas assisting.

At the Regular Board meeting held on April 14, 2021, the Board approved Consideration and Approval to Accept Administrations Rankings for the On-Call Architectural Design, Material Testing and Laboratory Analysis/Geo-Technical Investigation/Environmental Services, and Mechanical, Electrical & Plumbing (MEP) Engineering Professional Services.

Firms submitting RFQ's by discipline and with equal points:

**Architecture/Design:**

- PBK Architects – 100 pts.
- EGV Architects, Inc. – 77 pts.

**Geo-Technical / Materials Testing and Laboratory Analysis / Environmental Services:**

- Raba Kistner – 100 pts.
- Terracon Consultants, Inc. – 90 pts.

**Mechanical/Electrical/Plumbing Engineering (MEP):**

- DBR Engineering – 98 pts.
- Leaf Engineering (PBK) – 97 pts.
- Halff & Associates, Inc. – 73 pts.

At the Regular Board Meeting held on March 10, 2021, the Board approved the following, to enter into negotiations with the top-ranked firm Javier Hinojosa Engineering for civil engineering and Chanin Engineering, LLC. for structural engineering. These disciplines when ranked did not have a tie between firms submitting qualifications thus we could proceed into the negotiations phase.

The disciplines of Architectural Design, Mechanical, Electrical, and Plumbing (MEP) and Material Testing and Laboratory Analysis/Geo-Technical Investigation/Environmental Services had firms with equal rankings. Due to the equal scoring of top firms in these three disciplines Administration recommended that these firms present in an interview format to the Administration Ranking Committee. This additional step needs to be done to distinguish a top-ranked firm for these services, there can be no ties. However, this award of on-call professional services does not mean that selected firms will have exclusive rights to all MCISD projects.

On Wednesday, March 31, 2021, virtual presentations were conducted with each firm being allowed fifteen (15) minutes of presentation time with an additional fifteen (15) minutes of a question and answer session.

Administration ranking of the presentations was conducted by Ms. Lorena Garcia, Mr. Ricardo Rivera, Ms. Dora Garcia, Mr. Joel Garcia, Ms. Rumalda Ruiz, and Mr. Martin Castaneda with Ms. Daisy Cuevas assisting.

At the Regular Board meeting held on April 14, 2021, the Board approved Consideration and Approval to Accept Administrations Rankings for the On-Call Architectural Design, Material Testing and Laboratory Analysis/Geo-Technical Investigation/Environmental Services, and Mechanical, Electrical & Plumbing (MEP) Engineering Professional Services.

Firms submitting RFQ's by discipline and with equal points:

**Architecture/Design:**

- PBK Architects – 100 pts.
- EGV Architects, Inc. – 77 pts.

**Geo-Technical / Materials Testing and Laboratory Analysis / Environmental Services:**

- Raba Kistner – 100 pts.
- Terracon Consultants, Inc. – 90 pts.

**Mechanical/Electrical/Plumbing Engineering (MEP):**

- DBR Engineering – 98 pts.
- Leaf Engineering (PBK) – 97 pts.
- Halff & Associates, Inc. – 73 pts.

## **ADMINISTRATIVE CONSIDERATIONS**

The on-call agreements for design and engineering professionals will expire on June 30, 2024 and thus the need to re-advertise for these services. Advertisements in the local newspapers were posted on January 24, 2024, and February 05, 2024. Original deadline was February 08, 2024, at 2 pm. Request for Qualification (RFQ's) were opened on February 15, 2024. The pre-ranking of the RFQ's was conducted by Mr. Joel Garcia, Mr. Ricardo Rivera, Mr. Adrian Hernandez, Mr. Leandro Ochoa, and Ms. Daisy Cuevas assisting.

Pre-ranking of RFQ's by Administration is a district process to pre-check if all requested documents and information in the Request for Qualifications were submitted.

However, since the district no longer has a Facilities/Environment Committee and we now use the Board of Trustees Work Shop Format, Administration presents the option of presenting Accept Administrations Rankings and Enter Into Negotiations in the Order of Ranking for the On-Call Professional Services.

Firms submitting RFQ's by discipline:

### **Architecture/Design:**

- EGV Architects, Inc. – 100 pts.
- Gomez Mendez Saenz, Inc. – 98 pts.
- Gignac Architects – 85 pts.

### **Structural Engineering:**

- Rick Hinojosa Engineering, Inc. – 100 pts.
- Chanin Engineering, LLC – 98 pts.
- Amtech Solutions Inc. – 78 pts.

### **Civil Engineering:**

- Javier Hinojosa Engineering – 100 pts.
- Rick Hinojosa Engineering, Inc. – 97 pts.

### **Mechanical/Electrical/Plumbing Engineering (MEP):**

- DBR Engineering – 100 pts.
- Halff & Associates, Inc – 95 pts.

### **Geo-Technical / Materials Testing and Laboratory Analysis / Environmental Services:**

- Raba Kistner, Inc. – 96 pts.
- B2Z Engineering, LLC – 91 pts.
- Millennium Engineers Group (MEG) – 90 pts.
- Terracon Consultants, Inc. – 90 pts.

### **Building Envelope Consulting**

- Amtech Solutions, Inc. – 88 pts.

**FUNDING SOURCE AND AMOUNT**

General Funds

**RECOMMENDATION**

This agenda item was presented at the Board of Trustees Workshop on Wednesday, March 06, 2024.

Administration presents Approval to Enter Into Negotiations in the Order of Rankings for the On-Call Architectural Design, Structural, Civil Material Testing and Laboratory Analysis/Geo-Technical Investigation/Environmental Services, Mechanical, Electrical & Plumbing (MEP) Engineering and Building Envelope Consulting Professional Services.

**EXHIBIT**

Bid Ranking Form

**CONTACT PERSONS**

Rick Rivera, Assistant Superintendent for Operations

Anabel Garza, Purchasing Coordinator

Mission Consolidated Independent School District  
 Bid Ranking  
 On-Call Professional Services RFQ #520-25-0

<b>Architectural Design Services</b>		EGV Architects Inc	Gignac Architects	Gomez Mendez Saenz Inc
<b>CRITERIA</b>		<b>Max Points</b>		
<b>Statement of Interest - 55 Points</b>		<b>55</b>	<b>Base Bid</b>	<b>Base Bid</b>
1	Provide a statement of interest for the services, including a narrative describing the Prime Firm's unique qualifications, the availability and commitment of the Prime Firm, and its principal(s) and key Firm professionals to undertake the services. Provide the additional information listed in the enclosed Questionnaire #1.1 - #1.4		55	55
<b>Prime Firm - 10 points</b>		<b>10</b>		
2	Provide resumes of the principals and Key Firm members of the Prime Firm that will be involved in the services, including their experience, expertise, and the number of years with the Prim Firm.		10	10
<b>Projects - 10 points</b>		<b>10</b>		
3	List a minimum of three (3) projects for the construction, rehabilitation, alteration, and/or repair of K-12 education facilities with the Firm that has provided or is providing professional design services as the Prime Firm, within the past two (2) years.		10	3
<b>References - 10 points</b>		<b>10</b>		
4	Firms shall obtain a minimum of three (3) references from other school districts for projects completed within the last three (3) years or currently in progress. The District reserves the right to contact additional references.		10	7
<b>Past Experience with the District - 5 points</b>		<b>5</b>		
5	Provide a listing of past experience with the District for professional design services, effectively completed within the last five (5) years.		5	0
<b>Claims, Judgements, Arbitration Proceedings or Suits Pending</b>		<b>10</b>		
6	List all claims, judgments, arbitration proceedings, or suits pending or outstanding against the Firm or its officers. If any, please summarize the nature of the claims.		10	10
Total Points		<b>100</b>	<b>100</b>	<b>85</b>
Rank (1 is Highest)			1	3

**Notes:**

**Committee Members**

- Joel Garcia - Deputy Superintendent for Business and Support Services
- Ricardo Rivera - Assistant Superintendent for Operations
- Adrian Hernandez - Direct for Maintenance
- Leandro Ochoa - Coordinator for Maintenance

Mission Consolidated Independent School District  
 Bid Ranking  
 On-Call Professional Services RFQ #520-25-0

<b>Structural Engineering Services</b>		Amtech Solutions Inc	Chanin Engineering Inc	Hinojosa Engineering Inc
<b>CRITERIA</b>		<b>Max Points</b>		
<b>Statement of Interest - 55 Points</b>		<b>55</b>	<b>Base Bid</b>	<b>Base Bid</b>
1	Provide a statement of interest for the services, including a narrative describing the Prime Firm's unique qualifications, the availability and commitment of the Prime Firm, and its principal(s) and key Firm professionals to undertake the services. Provide the additional information listed in the enclosed Questionnaire #1.1 - #1.4		45	55
<b>Prime Firm - 10 points</b>		<b>10</b>		
2	Provide resumes of the principals and Key Firm members of the Prime Firm that will be involved in the services, including their experience, expertise, and the number of years with the Prim Firm.		10	10
<b>Projects - 10 points</b>		<b>10</b>		
3	List a minimum of three (3) projects for the construction, rehabilitation, alteration, and/or repair of K-12 education facilities with the Firm that has provided or is providing professional design services as the Prime Firm, within the past two (2) years.		3	10
<b>References - 10 points</b>		<b>10</b>		
4	Firms shall obtain a minimum of three (3) references from other school districts for projects completed within the last three (3) years or currently in progress. The District reserves the right to contact additional references.		10	10
<b>Past Experience with the District - 5 points</b>		<b>5</b>		
5	Provide a listing of past experience with the District for professional design services, effectively completed within the last five (5) years.		0	2
<b>Claims, Judgements, Arbitration Proceedings or Suits Pending</b>		<b>10</b>		
6	List all claims, judgments, arbitration proceedings, or suits pending or outstanding against the Firm or its officers. If any, please summarize the nature of the claims.		10	10
Total Points		<b>100</b>	<b>78</b>	<b>97</b>
Rank (1 is Highest)			3	2

**Notes:**

**Committee Members**

- Joel Garcia - Deputy Superintendent for Business and Support Services
- Ricardo Rivera - Assistant Superintendent for Operations
- Adrian Hernandez - Direct for Maintenance
- Leandro Ochoa - Coordinator for Maintenance

Mission Consolidated Independent School District  
 Bid Ranking  
 On-Call Professional Services RFQ #520-25-0

<b>Civil Engineering Services</b>		Hinojosa Engineering Inc	Javier Hinojosa Engineering
<b>CRITERIA</b>		<b>Max Points</b>	
<b>Statement of Interest - 55 Points</b>		<b>55</b>	<b>Base Bid</b>
1	Provide a statement of interest for the services, including a narrative describing the Prime Firm's unique qualifications, the availability and commitment of the Prime Firm, and its principal(s) and key Firm professionals to undertake the services. Provide the additional information listed in the enclosed Questionnaire #1.1 - #1.4		55
<b>Prime Firm - 10 points</b>		<b>10</b>	
2	Provide resumes of the principals and Key Firm members of the Prime Firm that will be involved in the services, including their experience, expertise, and the number of years with the Prim Firm.		10
<b>Projects - 10 points</b>		<b>10</b>	
3	List a minimum of three (3) projects for the construction, rehabilitation, alteration, and/or repair of K-12 education facilities with the Firm that has provided or is providing professional design services as the Prime Firm, within the past two (2) years.		10
<b>References - 10 points</b>		<b>10</b>	
4	Firms shall obtain a minimum of three (3) references from other school districts for projects completed within the last three (3) years or currently in progress. The District reserves the right to contact additional references.		10
<b>Past Experience with the District - 5 points</b>		<b>5</b>	
5	Provide a listing of past experience with the District for professional design services, effectively completed within the last five (5) years.		5
<b>Claims, Judgements, Arbitration Proceedings or Suits Pending</b>		<b>10</b>	
6	List all claims, judgments, arbitration proceedings, or suits pending or outstanding against the Firm or its officers. If any, please summarize the nature of the claims.		10
Total Points		<b>100</b>	<b>97</b>
Rank (1 is Highest)			<b>100</b>
			2
			1

**Notes:**

**Committee Members**

- Joel Garcia - Deputy Superintendent for Business and Support Services
- Ricardo Rivera - Assistant Superintendent for Operations
- Adrian Hernandez - Direct for Maintenance
- Leandro Ochoa - Coordinator for Maintenance

Mission Consolidated Independent School District  
 Bid Ranking  
 On-Call Professional Services RFQ #520-25-0

<b>Mechanical, Electrical, Plumbing (MEP) Engineering Services</b>		DBR Engineering Consultants Inc	Half Associates Inc
<b>CRITERIA</b>		<b>Max Points</b>	
<b>Statement of Interest - 55 Points</b>		<b>55</b>	<b>Base Bid</b>
1	Provide a statement of interest for the services, including a narrative describing the Prime Firm's unique qualifications, the availability and commitment of the Prime Firm, and its principal(s) and key Firm professionals to undertake the services. Provide the additional information listed in the enclosed Questionnaire #1.1 - #1.4		55
<b>Prime Firm - 10 points</b>		<b>10</b>	
2	Provide resumes of the principals and Key Firm members of the Prime Firm that will be involved in the services, including their experience, expertise, and the number of years with the Prim Firm.		10
<b>Projects - 10 points</b>		<b>10</b>	
3	List a minimum of three (3) projects for the construction, rehabilitation, alteration, and/or repair of K-12 education facilities with the Firm that has provided or is providing professional design services as the Prime Firm, within the past two (2) years.		10
<b>References - 10 points</b>		<b>10</b>	
4	Firms shall obtain a minimum of three (3) references from other school districts for projects completed within the last three (3) years or currently in progress. The District reserves the right to contact additional references.		10
<b>Past Experience with the District - 5 points</b>		<b>5</b>	
5	Provide a listing of past experience with the District for professional design services, effectively completed within the last five (5) years.		0
<b>Claims, Judgements, Arbitration Proceedings or Suits Pending</b>		<b>10</b>	
6	List all claims, judgments, arbitration proceedings, or suits pending or outstanding against the Firm or its officers. If any, please summarize the nature of the claims.		10
Total Points		<b>100</b>	<b>100</b>
Rank (1 is Highest)			95
			1
			2

**Notes:**

**Committee Members**

- Joel Garcia - Deputy Superintendent for Business and Support Services
- Ricardo Rivera - Assistant Superintendent for Operations
- Adrian Hernandez - Direct for Maintenance
- Leandro Ochoa - Coordinator for Maintenance

Mission Consolidated Independent School District  
 Bid Ranking  
 On-Call Professional Services RFQ #520-25-0

Geo-Technical Investigation; Environmental Services; Material Testing; and Laboratory Analysis Services		B2Z Engineering LLC	Millennium Engineers Group Inc	Raba Kistner Inc	Terracon Consultants Inc
CRITERIA		Max Points			
<b>Statement of Interest - 55 Points</b>		<b>55</b>	<b>Base Bid</b>	<b>Base Bid</b>	<b>Base Bid</b>
1	Provide a statement of interest for the services, including a narrative describing the Prime Firm's unique qualifications, the availability and commitment of the Prime Firm, and its principal(s) and key Firm professionals to undertake the services. Provide the additional information listed in the enclosed Questionnaire #1.1 - #1.4		55	55	55
<b>Prime Firm - 10 points</b>		<b>10</b>			
2	Provide resumes of the principals and Key Firm members of the Prime Firm that will be involved in the services, including their experience, expertise, and the number of years with the Prim Firm.		10	10	10
<b>Projects - 10 points</b>		<b>10</b>			
3	List a minimum of three (3) projects for the construction, rehabilitation, alteration, and/or repair of K-12 education facilities with the Firm that has provided or is providing professional design services as the Prime Firm, within the past two (2) years.		10	10	10
<b>References - 10 points</b>		<b>10</b>			
4	Firms shall obtain a minimum of three (3) references from other school districts for projects completed within the last three (3) years or currently in progress. The District reserves the right to contact additional references.		6	0	10
<b>Past Experience with the District - 5 points</b>		<b>5</b>			
5	Provide a listing of past experience with the District for professional design services, effectively completed within the last five (5) years.		0	5	5
<b>Claims, Judgements, Arbitration Proceedings or Suits Pending</b>		<b>10</b>			
6	List all claims, judgments, arbitration proceedings, or suits pending or outstanding against the Firm or its officers. If any, please summarize the nature of the claims.		10	10	0
Total Points		<b>100</b>	<b>91</b>	<b>90</b>	<b>90</b>
Rank (1 is Highest)			2	3	4

**Notes:**

**Committee Members**

Joel Garcia - Deputy Superintendent for Business and Support Services  
 Ricardo Rivera - Assistant Superintendent for Operations  
 Adrian Hernandez - Direct for Maintenance

Mission Consolidated Independent School District  
 Bid Ranking  
 On-Call Professional Services RFQ #520-25-0

<b>Building Envelope Consulting</b>		Amtech Solutions Inc
<b>CRITERIA</b>		<b>Max Points</b>
<b>Statement of Interest - 55 Points</b>		<b>55</b>
1	Provide a statement of interest for the services, including a narrative describing the Prime Firm's unique qualifications, the availability and commitment of the Prime Firm, and its principal(s) and key Firm professionals to undertake the services. Provide the additional information listed in the enclosed Questionnaire #1.1 - #1.4	55
<b>Prime Firm - 10 points</b>		<b>10</b>
2	Provide resumes of the principals and Key Firm members of the Prime Firm that will be involved in the services, including their experience, expertise, and the number of years with the Prim Firm.	10
<b>Projects - 10 points</b>		<b>10</b>
3	List a minimum of three (3) projects for the construction, rehabilitation, alteration, and/or repair of K-12 education facilities with the Firm that has provided or is providing professional design services as the Prime Firm, within the past two (2) years.	3
<b>References - 10 points</b>		<b>10</b>
4	Firms shall obtain a minimum of three (3) references from other school districts for projects completed within the last three (3) years or currently in progress. The District reserves the right to contact additional references.	10
<b>Past Experience with the District - 5 points</b>		<b>5</b>
5	Provide a listing of past experience with the District for professional design services, effectively completed within the last five (5) years.	0
<b>Claims, Judgements, Arbitration Proceedings or Suits Pending</b>		<b>10</b>
6	List all claims, judgments, arbitration proceedings, or suits pending or outstanding against the Firm or its officers. If any, please summarize the nature of the claims.	10
Total Points		<b>100</b>
Rank (1 is Highest)		<b>1</b>

**Notes:**

**Committee Members**

Joel Garcia - Deputy Superintendent for Business and Support Services  
 Ricardo Rivera - Assistant Superintendent for Operations  
 Adrian Hernandez - Direct for Maintenance

**SUBJECT:** Approval of The Best and Final Offer (BAFO) for Professional Design for the Mission CISD Districtwide Roofing Repairs

**PRESENTER:** Rick Rivera, Assistant Superintendent for Operations

**BACKGROUND INFORMATION**

Due to a severe hail storm that occurred on April 21, 2023, and a severe wind storm that occurred on April 28, 2023, many of our campus and support services buildings were damaged to different extents. The District utilized the Job Ordering Contract to remediate and/or repair damage to District property that needed immediate repairs.

The Risk Management Department along with the Business and Finance Department immediately contacted our insurance carrier, Property Casualty Alliance of Texas, and have continued to work with them on our claims. Sedgwick Adjusters mobilized several adjusters and conducted inspections on all district buildings climbing on top of all buildings and inspecting roofs and equipment mounted on the roofs.

Ms. Sylvia Cruz and Mr. Garcia have continued to work on the claims reimbursement in order to begin the repairs. Damage from both storms varied from very minor to major roof damage. At the maintenance department, part of the roof structure was completely torn away.

Estimated reimbursement per event:

Hail Storm April 21, 2023:	\$7,694,374.83
Wind Storm April 28, 2023:	\$1,033,003.78
Deductible #1:	\$ (100,000.00)
Deductible #2	<u>\$ (100,000.00)</u>
Est. Reimbursement:	\$8,527,379.00

Administration has been working closely with the insurance adjuster for an assessment of the damage to the roofs and other structures at campuses and several departments for the needed repairs, thus we present the approval of Project, Proposed Budget, and Request for Qualifications (RFQ's) for Professional Design Services for the Mission CISD Districtwide Roofing Repairs.

Repairs will be prioritized by safety and by damage, not all projects may require extensive or outside vendor repairs, and not all projects listed may be able to be completed with the estimated total claims reimbursement funds.

If approved by the Board of Trustees the Purchasing department will proceed with advertisements for this project. Request for Qualifications (RFQ's) will be advertised for professional design services and Administration will schedule presentations to the Board for the selection. A ranking criteria will also need to be reviewed and approved.

Administration will use Competitive Sealed Proposals (CSPs) as the procurement method as approved by the Board of Trustees in the February 2021 Board of Trustees meeting. This method was approved as the primary default method for projects.

The Board of Trustees must take the necessary action in accordance with the Texas Education Code 44.035 which consisted of the selection/designation of an architect and/or engineer to prepare construction documents for this project. The engineer

and/or architect selected or designated will have full responsibility for complying with the Texas Engineering Practice Act (Article 3271a, Vernon's Texas Civil Statutes) or Chapter 478, Acts of the 45th Legislature, Regular Session, 1937 (Article 249a, Vernon's Texas Civil Statutes) as applicable.

If the engineer or architect is not a full-time employee of the District, the Board must select the engineer or architect on the basis of demonstrated competence and qualifications as provided by Section 2254.004, Government Code. The selected architect/engineer along with preparing construction documents will be required to provide MCISD with an estimated project budget.

The preliminary timeline is to advertise for RFQ's on or about October, with presentations to the Board of Trustees for evaluation and ranking in November with possible selection and approval to enter into a design contract in December. The amount of the design contract for this project will exceed the Board approved On-call threshold, thus request for RFQ's.

Note: Due to the number of roof projects that may need to be designed and the need for a quick turn-around for required designs for the repairs, Administration may present to the Board of Trustees a recommendation of more than one design team. Roof projects may be divided into design packages.

Note: As per the Finance department "Wind and Hail Storm" insurance presentation at the Workshop, any listed project that indicates "Replace" indicates that the roof is a "Total Loss" and is to be replaced, and if not that building is un-insurable. Should the roof be older than the year 2010 we would only receive the depreciation value. For any roof that is within a total reimbursement amount and not budgeted for that amount, the district will receive full reimbursement. Reimbursements to include other fees as architect/engineering fees, any over-time fees, and any costs required to meet new building codes.

At the Regular Board of Trustees meeting held on September 13, 2023, the Board approved the Project, Proposed Budget, Request for Qualifications (RFQ's) for Professional Design Services, and Ranking Criteria for the Mission CISD Districtwide Roofing Repairs.

Advertisements in the local newspapers were posted on October 04, 2023, and October 11, 2023. The process is for the submittals to be reviewed by the Purchasing Department Staff and the Administration Ranking Team to assure that firms meet the criteria based on demonstrated expertise, competence, and qualifications. The submission of RFQ's was on October 19, 2023, and seven (7) proposals were received. The Administration ranking team reviewed and pre-ranked the RFQ's on October 23, 2023, at 2 p.m.. After the review, Administration will then recommend the top two firms to be reviewed and ranked in order of selection. The ranking team consisted of Mr. Adrian Hernandez, Maintenance Director, Mr. Leandro Ochoa, Maintenance Coordinator, Mr. Adan Rivera, Assistant Maintenance Coordinator and Mr. Ricardo Rivera, Assistant Superintendent for Operations and Ms. Daisy Cuevas, Purchasing Specialist who served as the facilitator.

Administration will be presenting ~~4~~ Approval to Enter Into Negotiations in the Order of

Ranking for the Request for Qualifications (RFQ's) for Professional Design Services for the Mission CISD Districtwide Roofing Repairs.

Note: The Board may select one or two firms for this project.

<b><u>FIRMS</u></b>	<b><u>Points</u></b>
EGV Architects	99.0
Raba Kistner Inc.	98.0
Amtech Solutions	83.0
Armko Industries Inc.	83.0
Gignac Architects	80.0
CG5 Architect	73.0
Sam Garcia Architect LLC	61.0

At the Regular Board of Trustees meeting held on November 08, 2023, the Board approved EGV Architects and Raba Kistner for Professional Design Services for the Mission CISD Districtwide Roofing Repairs.

As per the insurance adjuster inspections, approximately seventy-two (72) roof structures have been deemed to be replaced. Fifty-one (51) are both campus and district building roofs and twenty-one (21) are portable building composition shingle roofs.

Due to the large number of roof projects and the need to have them repaired as quickly as possible Administration presented and the Board of Trustees approved to divide the projects with the two top-ranked design professionals, EGV Architects and Raba Kistner.

At the Regular Board of Trustees meeting held on February 21, 2024, the board approved EGV Architects 6.5% construction cost fee for design and project administration and added two additional roof projects to his original listing. The additions are the Maintenance building and the Annex building. Thus, the Administration requested to amend the contract for EGV Architects for the Mission CISD districtwide roofing repairs projects.

The Board also approved entering into negotiations with the next two highest-ranked firms Amtech Solutions and Armko Industries Inc.. The remaining roof projects will be divided between the two firms if an agreement is reached.

**ADMINISTRATIVE CONSIDERATIONS**

Project negotiation meetings were held on February 22, 2024, one meeting was with Mr. James Robbins and Ms. Chloe Gohr from Amtech Solutions, and on February 26, 2024, meeting with Mr. Travis Jones, from Armko Industries Inc., Mr. Leandro Ochoa, Mr. Adrian Hernandez, from MCISD conducted the negotiations. Armko was allowed an opportunity to review their initial BAFO, however, they remained at their initial proposal.

- AMTECH BAFO – 6.25% of Construction cost
- Armko BAFO – 6.5% of Construction cost

The Board of Trustees has the option to accept each separate BAFO, to decline the

offer(s), and direct Administration to enter into negotiations with the next firm(s), or to reject all offer(s) and re-advertise the project using the same specifications.

If approved, Administration will work with our legal counsel to write and execute the contracts so that the design team(s) can begin as soon as possible.

**FUNDING SOURCE**

General Funds – Insurance Claim

Total Estimated Project Cost: \$8,527,379.00 (at this time)

As per the insurance adjuster inspections approximately 72 roof structures have been deemed to be replaced. Fifty-one (51) are both campus and district building roofs and twenty-one (21) are portable building shingle roofs.

**RECOMMENDATION**

This agenda item was presented at the Board of Trustees Workshop on Wednesday, March 06, 2024.

Administration presents Approval of the Best and Final Offer (BAFO) for Professional Design Services for the Mission CISD Districtwide Roofing Repairs.

Administration recommends awarding the roofing repairs to AMTECH.

**EXHIBIT**

Best and Final Offer (BAFO)

**CONTACT PERSONS**

Ricardo Rivera, Assistant Superintendent for Operations

Adrian Hernandez, Director for Maintenance/Facilities/Construction/Energy Management

Leandro Ochoa, Coordinator for Maintenance

1209 E. Pecan Boulevard Unit 103A  
McAllen, Texas 78501

February 23, 2024

Mission Consolidated Independent School District  
1201 Bryce Drive, Mission, TX 78572

**SUBJECT: Districtwide Roofing Repair Project Negotiations**  
RFQ #511-24-0

Attn.: Mr. Ricardo Rivera – Assistant Superintendent for Operations  
520 Holland Avenue – Mission, TX 78572

[rriver49@mcisd.org](mailto:rriver49@mcisd.org)

Dear Mr. Ricardo Rivera,

AMTECH is pleased with the opportunity to serve Mission CISD again.

As per the conference call held on 02/22/2024 at 11:00am with Mission CISD management staff and AMTECH staff, we feel comfortable to enter negotiations for the above referenced districtwide roof repairs on a 6.25% construction cost fee for design and construction administration.

We appreciate your consideration of Amtech for this work.

Respectfully,  
AMTECH SOLUTIONS, INC.,



Ronnie Erdman, RRO  
President



**OWNER: MISSION CONSOLIDATED INDEPENDENT SCHOOL DISTRICT**

**PROJECT: 2024 DISTRICT-WIDE ROOFING REPAIRS**  
1201 Bryce Drive  
Mission, TX 78572

1320 SPINKS ROAD  
FLOWER MOUND, TX 75028  
972.874.1388 o / 972.874.1391 f  
www.armko.com  
Texas Registered Architectural Firm #BR369  
Texas Registered Engineering Firm #F-006498

### **AGREEMENT FOR CONSULTING SERVICES**

AGREEMENT MADE this 23rd day of February, 2024, between Mission Consolidated Independent School District (hereinafter referred to as the "Client") and Armko Industries, Inc. (hereinafter referred to as Armko); in consideration of the mutual promises herein contained, the parties hereto agree as follows:

#### **DESCRIPTION OF WORK**

It is the desire of the Client to engage the services of Armko to perform Roofing and Waterproofing Consulting Services specifically requested by the Client.

Armko shall perform these services for the Client as an independent consultant and not as an employee.

**AGREEMENT FOR CONSULTING SERVICES  
MISSION CISD  
2024 DISTRICT-WIDE ROOFING REPAIRS**

**SCHEDULE A - CONSTRUCTION DOCUMENTS, BIDDING, and CONSTRUCTION ADMINISTRATION**

CONSTRUCTION DOCUMENTS - PHASE 1

- A. Perform building evaluation.
- B. Establish Scope of Work.
- C. Identify areas of concern for the new work as well as the existing conditions.
- D. Establish tie-in options and weathertightness of the existing facility during demolition.
- E. Define major waterproofing elements as applicable.
- F. Define the roofing and waterproofing specifications as applicable.
- G. Prepare construction documents per agreed upon Scope of Work.
  - 1. Roofing Specifications
  - 2. Roof Plans
  - 3. Roof Details, including unusual and difficult transitions between walls and roof elements
- H. Compile Bid Package to include:
  - 1. General Requirements
  - 2. Product Specifications
  - 3. Roof Plans
  - 4. Roof Details, including unusual and difficult transitions between walls and roof elements
  - 5. Waterproofing Details as applicable.
- I. Provide digital project documents for distribution.

BIDDING - PHASE 2

- A. Assist in notification to the construction community.
- B. Assist at pre-proposal and/or proposal conference.
- C. Assist with bid questions, clarifications, and addenda.
- D. Provide technical assistance during the bidding/negotiation procedure, upon request.

CONSTRUCTION ADMINISTRATION - PHASE 3

- A. Perform submittal review.
- B. Facilitate and/or conduct pre-construction and pre-installation meetings.
- C. Provide major phase site presence with construction observations (two hours per week maximum).
- D. Provide observation reports of each site visit to Owner, including photographs.
- E. Respond to contractor questions (RFIs).
- F. Review monthly and final progress payment requests, upon request.
- G. Provide final observations.

**Fee for Schedule A: 6.5% of Roofing and Waterproofing Construction Contract**

**ADDITIONAL ON-SITE OBSERVATIONS**

Additional visits over and above the two hour weekly on-site observations as described in Schedule A shall be \$250.00 per hour, portal to portal, incurred only upon Client's written request.

**REIMBURSABLE EXPENSES**

Reimbursable expenses are in addition to compensation for Basic and Additional Services and only include expenses incurred by the Armko Industries, Inc. employees and consultants in the interest of the Project, as identified in the following clauses. Reimbursable expenses shall be itemized and presented monthly by Armko Industries, Inc. to the Client, for payment upon approval by the Client's authorized representative. Reimbursable expenses shall be billed by Armko Industries, Inc. at Armko's actual costs, without mark-up, unless rates are specified below. Unless prior approval is provided by the Client, reimbursement shall be paid to Armko Industries, Inc. only for the following:

**AGREEMENT FOR CONSULTING SERVICES  
MISSION CISD  
2024 DISTRICT-WIDE ROOFING REPAIRS**

- i. Copies and reproduction of construction documents and drawings and specifications at Armko Industries Inc.'s actual cost.
- ii. Fees advanced for securing approval of authorities having jurisdiction over this Project at costs incurred by Armko Industries, Inc.
- iii. Reimbursement for travel, lodging, and meals authorized in advance by the Client.
- iv. Advertising/solicitations for bids at actual cost incurred by Armko Industries, Inc.

**TERMS**

Phases 1-2 for **Schedule A** will be invoiced at the completion of each Phase. Balance due for Phase 3-Construction Administration will be invoiced in monthly increments until completion of project, based on percentage of construction completed.

Phase 1 – Construction Documents	75%
Phase 2 – Bidding	5%
Phase 3 – Construction Administration	20%

Armko shall receive payment within thirty (30) days after receipt of invoice by Client according to the payment schedule above. Armko's provision of its services hereunder shall be within its discretion, as shall the hours and days to be worked.

**LIMITATION OF LIABILITY/WARRANTIES**

Client agrees that Armko shall provide only the services set out herein and that Armko makes no warranties, express or implied, with respect to the products it may recommend to their fitness for a particular purpose. Client agrees to look solely to the warranties made by the contractor and/or manufacturer of said products, including, without limitation, consequential damages arising out of the use of said product.

Any language, term or condition of this agreement to the contrary notwithstanding, Armko makes no express or implied warranties, including warranties of merchantability or fitness for any purpose, regarding Armko's service, which warranties are expressly disclaimed.

To the fullest extent permitted by law, and not withstanding any other provision of this Agreement, the total liability in the aggregate, of Armko and Armko's officers, directors, partners, employees and sub-consultants, and any of them, to the Client and anyone claiming by and through the Client, for any and all claims, losses, costs or damages, including attorney's fees and costs and expert witness fees and costs of any nature whatsoever or claims expenses resulting from or in any way related to the Project or the Agreement from any cause or causes shall not exceed the actual total of any applicable, available, remaining and/or available insurance policy limits which pertain to any claim made. It is intended that this limitation apply to any and all liability or cause of action however alleged or arising, unless otherwise prohibited by law.

Armko shall neither have control over or charge of, nor be responsible for, the construction means, methods, techniques, sequences or procedures, or the safety precautions and programs in connection with the project, since these are solely the contractor's rights and responsibilities.

**CHOICE OF LAW/VENUE**

This agreement shall be governed by and construed in accordance with the laws of the State of Texas and is performable in Hidalgo County, Texas.

**CANCELLATION**

Either party hereto may cancel this agreement in writing upon thirty (30) days written notice. The contract shall thereafter terminate thirty (30) days after the postmark date of said notice. Nothing contained herein shall relieve either party from performing hereunder during said thirty (30) day period. Payment for all

**AGREEMENT FOR CONSULTING SERVICES  
MISSION CISD  
2024 DISTRICT-WIDE ROOFING REPAIRS**

services performed prior to the termination date shall be due within five (5) days after said termination date, unless earlier payment is required under any other provision of this agreement.

**ANTI-BOYCOTT and ANTI-TERRORIST PROVISIONS**

In accordance with Chapter 2270, Texas Government Code, a governmental entity may not enter into a contract with a company for goods or services unless the contract contains a written verification from the company that it: (1) does not boycott Israel; and (2) will not boycott Israel during the term of the contract.

Chapter 2252, Texas Government Code does not allow a governmental entity to contract with a company that does business with Iran, Sudan, or a foreign terrorist organization on a list prepared by the Texas Comptroller.

The signatory executing this contract on behalf of the company verifies that the company does not boycott Israel, will not boycott Israel during the term of this contract, and that it does not contract with a prohibited entity listed by the Texas Comptroller.

**ENTIRE AGREEMENT**

This agreement supersedes any and all other agreements, either oral or in writing, between the parties hereto with respect to the services to be rendered to the client by Armko and contains all of the covenants and agreements between the parties with respect to such transaction in any matter whatsoever.

**REGISTERED FIRM**

Armko is a registered architectural and engineering firm. The Texas Board of Architectural Examiners<sup>[1]</sup> has jurisdiction over complaints regarding the professional practices of persons registered as architects in Texas. The Texas Board of Professional Engineers<sup>[2]</sup> has jurisdiction over complaints regarding the professional practices of persons registered as engineers in Texas.

<sup>[1]</sup> Texas Board of Architectural Examiners, 333 Guadalupe, Suite 2-350, Austin, TX 78701, (512) 305-9000.

<sup>[2]</sup> Texas Board of Professional Engineers, 1917 IH-35 South, Austin, TX 78741, (512) 440-7723.

**AGREEMENT FOR CONSULTING SERVICES  
MISSION CISD  
2024 DISTRICT-WIDE ROOFING REPAIRS**

**SIGNATURE PAGE**

**MISSION CONSOLIDATED INDEPENDENT  
SCHOOL DISTRICT**  
1201 Bryce Drive  
Mission, TX 78572


**ARMKO INDUSTRIES, INC.**  
1320 Spinks Road  
Flower Mound, TX 75028

\_\_\_\_\_  
Signature

\_\_\_\_\_  
Print Name

\_\_\_\_\_  
Title

\_\_\_\_\_  
Date

  
\_\_\_\_\_  
Signature


Travis Jones, RRO, IIBEC  
\_\_\_\_\_  
Print Name

Roofing & Building Envelope Consultant  
\_\_\_\_\_  
Title

February 23, 2024  
\_\_\_\_\_  
Date

**ARMKO PROPOSAL CERTIFICATION**

This is to hereby certify that this Agreement has been reviewed by me and is acceptable for presentation to the above client for execution.

  
\_\_\_\_\_  
Signature

Rodney R. Ruebsahm  
\_\_\_\_\_  
Print Name

President  
\_\_\_\_\_  
Title

February 23, 2024  
\_\_\_\_\_  
Date

# CERTIFICATE OF INTERESTED PARTIES

FORM 1295

1 of 1

Complete Nos. 1 - 4 and 6 if there are interested parties.  
Complete Nos. 1, 2, 3, 5, and 6 if there are no interested parties.

### OFFICE USE ONLY CERTIFICATION OF FILING

Certificate Number:  
2024-1127498

Date Filed:  
02/23/2024

Date Acknowledged:

**1 Name of business entity filing form, and the city, state and country of the business entity's place of business.**  
Armko Industries, Inc.  
Flower Mound, TX United States

**2 Name of governmental entity or state agency that is a party to the contract for which the form is being filed.**  
Mission CISD

**3 Provide the identification number used by the governmental entity or state agency to track or identify the contract, and provide a description of the services, goods, or other property to be provided under the contract.**  
APN 1064-46  
A/E Consulting Services for 2024 DISTRICT-WIDE ROOFING REPAIRS

4	Name of Interested Party	City, State, Country (place of business)	Nature of interest (check applicable)	
			Controlling	Intermediary
	Ruebsahm, Rodney R.	Flower Mound, TX United States	X	
	Ruebsahm, R. Ryan	Flower Mound, TX United States	X	

**5 Check only if there is NO Interested Party.**

### 6 UNSWORN DECLARATION

My name is Christine Stromberg, and my date of birth is 7/1/1947.

My address is 1320 Spinks Road, Flower Mound, TX, 75028, USA.  
(street) (city) (state) (zip code) (country)

I declare under penalty of perjury that the foregoing is true and correct.

Executed in Denton County, State of TX, on the 23rd day of February, 2024.  
(month) (year)

Christine Stromberg  
Signature of authorized agent of contracting business entity  
(Declarant)

**SUBJECT:** Approval of Construction Documents for the Mission CISD Fencing and Window Screen Film Grant Project

**PRESENTER:** Rick Rivera, Assistant Superintendent for Operations

**BACKGROUND INFORMATION**

The Texas School Safety Center requires new school safety standards and Administration has applied for a School Safety Grant that allowed funding for security fencing and window film that is being required. This safety project includes fencing and window film districtwide. This project is a priority because it impacts student and staff safety.

Administration has been gathering information on the school safety grants, thus we present the Project, Proposed Budget, and Request for Qualifications (RFQ's) for Professional Design Services for the Mission CISD Districtwide Fencing and Window Screen Film.

If approved by the Board of Trustees the Purchasing department will proceed with advertisements for this project. Request for Qualifications (RFQ's) will be advertised for professional design services and Administration will schedule presentations to the Board for the selection. A ranking criterion will also need to be reviewed and approved.

Administration will use Competitive Sealed Proposals (CSPs) as the procurement method as approved by the Board of Trustees in the February 2021 Board of Trustees meeting. This method was approved as the primary default method for projects.

The Board of Trustees must take the necessary action in accordance with Texas Education Code 44.035 which consisted of the selection/designation of an architect and/or engineer to prepare construction documents for this project. The engineer and/or architect selected or designated will have full responsibility for complying with the Texas Engineering Practice Act (Article 3271a, Vernon's Texas Civil Statutes) or Chapter 478, Acts of the 45th Legislature, Regular Session, 1937 (Article 249a, Vernon's Texas Civil Statutes) as applicable.

If the engineer or architect is not a full-time employee of the District, the Board must select the engineer or architect on the basis of demonstrated competence and qualifications as provided by Section 2254.004, Government Code. The selected architect/engineer along with preparing construction documents will be required to provide MCISD with an estimated project budget.

The preliminary timeline is to advertise for RFQ's on or about November, with presentations to the Board of Trustees for evaluation and ranking in December with possible selection and approval to enter into a design contract in January. The amount of the design contract for this project will exceed the Board approved On-call threshold, thus request for RFQ's.

At the Regular Board of Trustees meeting held on October 11, 2023, the Board approved the Project, Proposed Budget, Request for Qualifications (RFQ's) for Professional Design Services, and Ranking Criteria for the Mission CISD Fencing and Window Screen Film.

Advertisements in the local newspapers were posted on October 18, 2023, and October 25, 2023. The process is for the submittals to be reviewed by the Purchasing Department Staff and the Administration Ranking Team to assure that firms meet the criteria based on demonstrated expertise, competence, and qualifications. The submission of RFQ's was on November 2, 2023, at 2 p.m., and two<sup>52</sup>(2) proposals were received. The Administration

ranking team reviewed and pre-ranked the RFQ's on November 02, 2023, at 3 p.m.. After the review, Administration will then recommend the top firm to be reviewed and ranked in order of selection. The ranking team consisted of Mr. Adrian Hernandez, Maintenance Director, Mr. Adan Rivera, Assistant Maintenance Coordinator, Mr. Martin Castaneda, Director for Safety and Security and Mr. Ricardo Rivera, Assistant Superintendent for Operations and Ms. Daisy Cuevas, Purchasing Specialist who served as the facilitator.

At the Regular Board of Trustees meeting held on November 8, 2023, the Board Approved to Enter Into Negotiations in the Order of Ranking for the Fencing and Window Screen Film.

<u>Firms</u>	<u>Points</u>
Sam Garcia Architect LLC	61.0
A & E Sandoval LLC	37.0

A project negotiation meeting was held on November 14, 2023, with Mr. Sam Garcia from Sam Garcia Architects, Mr. Adrian Hernandez and Mr. Leandro Ochoa from MCISD.

At the Regular Board of Trustees meeting held on December 13, 2023, the Board approved the Best and Final Offer (BAFO) for Professional Design Services for the Fencing and Window Screen Film Grant Project. Sam Garcia Architects best and final offer (BAFO) of 8.25% of the construction cost was approved.

The Board of Trustees had the option to accept this BAFO, or to decline the offer and to direct Administration to enter into negotiations with the next contractor, or to reject all offers and re-advertise the project using the same specifications.

Administration will work with our legal counsel to write and execute the contract so that the firm can begin as soon as possible

#### **ADMINISTRATIVE CONSIDERATIONS**

Sam Garcia Architects and Administration continue to meet on the design. Sam Garcia Architects presents Phase I of the Construction Documents for the Mission CISD Fencing and Window Screen Film Grant Project. Phase I is only the window screen film. If approved we will continue to move forward to advertise and possibly award the project.

Administration and Sam Garcia Architects continue to work on the fencing aspect of the grant which entails ensuring we have non-scalable fencing at our campuses.

#### **Schematic Design:**

Rough sketches that develop a feasible conceptual design of the project.

#### **Construction Documents:**

Communicating the design intent through further refinement of the written and graphic representation of all building materials, components, and equipment that can be quantified and useful to contractors.

**FUNDING SOURCE**

General Funds – Grant

Total Estimated Project Cost: \$654,613.00

Fencing: \$512,266.00

Screen Window Film: \$142,347.00

**RECOMMENDATION**

This agenda item was presented at the Board of Trustees Workshop on Wednesday, March 06, 2024.

Administration presents Approval of Construction Documents for the Mission CISD Fencing and Window Screen Film Grant Project.

**EXHIBIT**

Construction Documents

**CONTACT PERSONS**

Ricardo Rivera, Assistant Superintendent for Operations

Adrian Hernandez, Director for Maintenance/Facilities/Construction/Energy Management

Leandro Ochoa, Coordinator for Maintenance

# MISSION CISD

## FENCING AND WINDOW FILM

### PROJECT

#### PHASE I - WINDOW FILM

#### OWNER

MISSION CISD  
 1201 BRYCE DR.,  
 MISSION, TX 78572  
 (956) 323-5500



#### DESIGN CONSULTANT

ARCHITECT  
 SAM GARCIA ARCHITECT, LLC

1200 AUBURN AVE. STE 280  
 McALLEN, TX 78504  
 (956) 631-8327  
 SAM GARCIA, AIA

#### SHEET INDEX

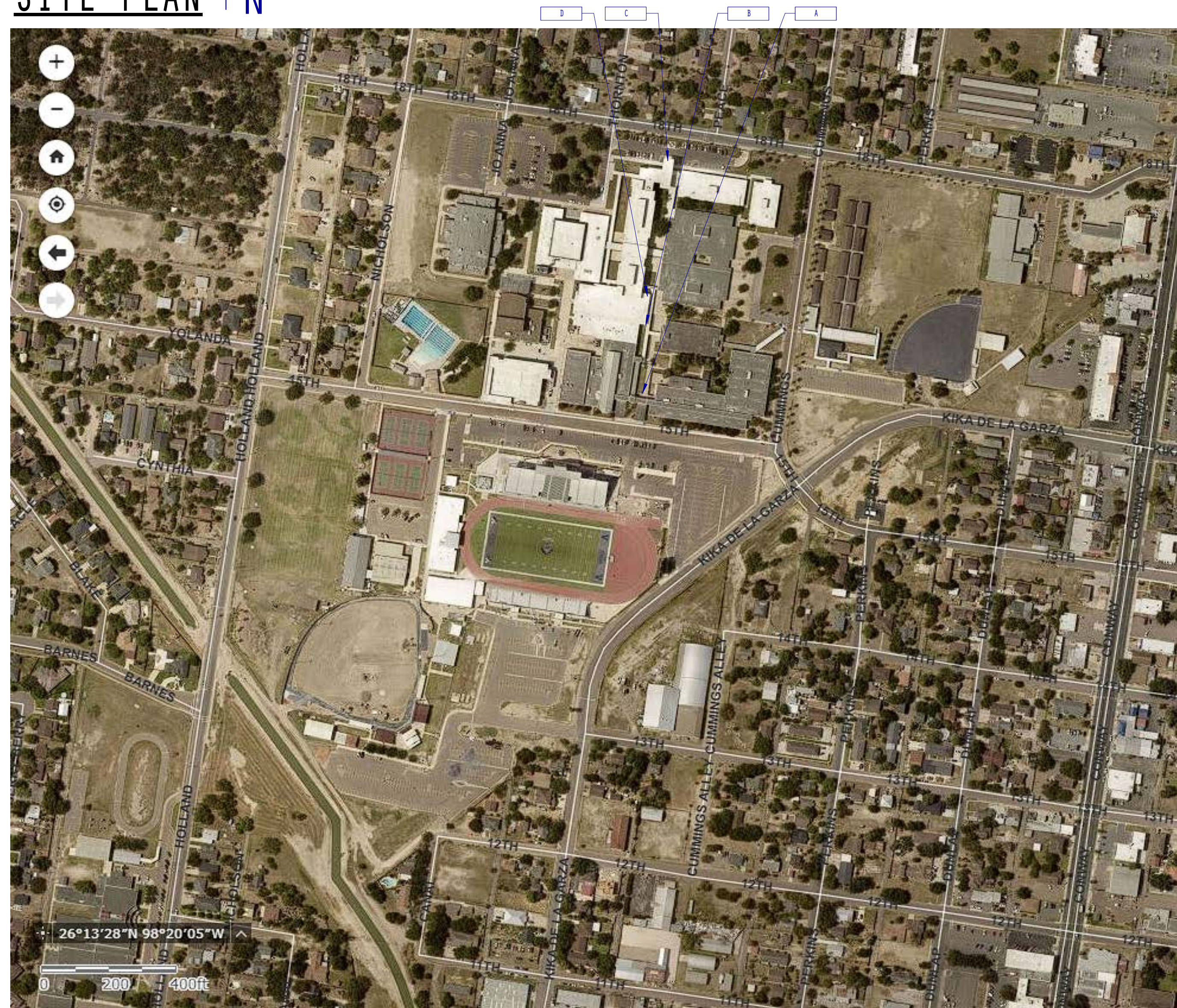
GENERAL	
CS1	COVER SHEET
ARCHITECTURE	
A1.01	MISSION HIGH SCHOOL
A1.02	MISSION JR. HIGH
A1.03	VETERANS MEMORIAL HS
A1.04	ALTON MEMORIAL JR HIGH
A1.05	RAFAEL CANTU JR. HIGH
A1.06	KENNETH WHITE JR. HIGH
A1.07	ROOSEVELT ALTERNATIVE SCHOOL
A1.08	MISSION COLLEGIATE HS
A1.09	MARCELL ELEMENTARY
A1.10	MIMS ELEMENTARY
A1.11	CASTRO ELEMENTARY
A1.12	PEARSON ELEMENTARY
A1.13	LEAL ELEMENTARY
A1.14	CANTU ELEMENTARY
A1.15	BRYAN ELEMENTARY
A1.16	O' GRADY ELEMENTARY
A1.17	ESCOBAR-RIOS ELEMENTARY
A1.18	MIDKIFF ELEMENTARY
A1.19	CAVAZOS ELEMENTARY
A1.20	SALINAS ELEMENTARY
A1.21	WAITZ ELEMENTARY
A1.22	ALTON ELEMENTARY
A2.1	MISSION HIGH SCHOOL
A2.2	MISSION JR. HIGH
A2.3	VETERANS MEMORIAL HS
A2.4	ALTON MEMORIAL JR HIGH

No.	DESCRIPTION	DATE
	MISSION CISD FENCING AND WINDOW FILM PROJECT	
	1201 BRYCE DR MISSION, TX 78572	
2023-034		2.27.24
	COVER SHEET	
	CS1	

# MISSION HIGH SCHOOL

1802 CLEO DAWSON, MISSION, TX 78572

## SITE PLAN




## ENTRANCE LIST

11 ENTRANCES/EXITS  
17 WINDOWS

APPROXIMATE GLAZING AREA: 1,133 SF

## PICTURES

\*NOT ALL ENTRANCES ARE PICTURED BELOW, REF. TO ENTRANCE LIST



MISSION HIGH SCHOOL

### SHEET KEYNOTES

- EXISTING DOOR TO BE PREPARED TO RECEIVE NEW SECURITY FILM AS SPECIFIED. FOLLOW APPROVED MANUFACTURER'S INSTALLATION RECOMMENDATION
- EXISTING WINDOW/STOREFRONT TO BE PREPARED TO RECEIVE NEW SECURITY FILM AS SPECIFIED. FOLLOW APPROVED MANUFACTURER'S INSTALLATION RECOMMENDATION

## GENERAL NOTES

- THESE DRAWINGS/PHOTOGRAPHS ARE INTENDED TO ILLUSTRATE THE LOCATIONS OF ALL NEW CONSTRUCTION, BUT ARE NOT TO BE SCALED.
- LOCATIONS ARE NOT LIMITED TO THE PHOTOGRAPHS SHOWN. DOOR LIST SHOULD BE USED FOR TOTAL ENTRANCES AND WINDOWS/STOREFRONTS.
- THE GENERAL CONTRACTOR IS REQUIRED TO VERIFY ALL DIMENSIONS AND EXISTING CONDITIONS PRIOR TO BEGINNING CONSTRUCTION. ALL INFORMATION IN REGARDS TO THE EXISTING FIELD CONDITIONS, MATERIALS, AND METHODS OF CONSTRUCTION, DIMENSIONS, AND/OR DEFLECTIONS SHALL BE OBSERVED, NOTED, AND VERIFIED BY THE GENERAL CONTRACTOR PRIOR TO ANY INSTALLATION, CONSTRUCTION OR FABRICATION. ANY AND ALL INFORMATION GATHERED THAT IS IN CONFLICT WITH THE CONSTRUCTION DOCUMENTS SHALL BE REPORTED TO THE ARCHITECT BEFORE PROCEEDING WITH ANY RELATED WORK.
- WHERE MATERIALS ARE APPLIED TO OR ARE IN DIRECT CONTACT WITH WORK INSTALLED BY ANOTHER SUBCONTRACTOR, COMMENCEMENT OF WORK IMPLIES ACCEPTANCE OF THE SUBSTRATE AS SUITABLE FOR THE APPLICATION INTENDED.
- ALL MATERIAL, CONSTRUCTION AND EQUIPMENT IS NEW UNLESS NOTED OTHERWISE.
- GENERAL CONTRACTOR WILL PROVIDE DUMPSTER FOR CONSTRUCTION DEBRIS. LOCATION PER OWNER'S DIRECTION.

1 MISSION HIGH SCHOOL  
12" = 1'-0"

No.	DESCRIPTION	DATE
2.27.24		
SAM GARCIA ARCHITECT 1200 AUBURN AVE. SUITE 280 McALLEN, TX 78504 (956) 651 - 8327 INFO@SANGARCIAARCHITECT.COM		
<b>MISSION CISD FENCING AND WINDOW FILM PROJECT</b>		
1201 BRYCE DR MISSION, TX 78572 2023-034      2.27.24		
MISSION HIGH SCHOOL		
A1.01		

# MISSION JR. HIGH

415 E. 14TH ST., MISSION, TX 78572

### SHEET KEYNOTES

- EXISTING DOOR TO BE PREPARED TO RECEIVE NEW SECURITY FILM AS SPECIFIED. FOLLOW APPROVED MANUFACTURER'S INSTALLATION RECOMMENDATION
- EXISTING WINDOW/STOREFRONT TO BE PREPARED TO RECEIVE NEW SECURITY FILM AS SPECIFIED. FOLLOW APPROVED MANUFACTURER'S INSTALLATION RECOMMENDATION

## SITE PLAN






## ENTRANCE LIST

4 ENTRANCES/EXITS  
3 WINDOWS

APPROXIMATE GLAZING AREA: 199 SF

## PICTURES

\*NOT ALL ENTRANCES ARE PICTURED BELOW. REF. TO ENTRANCE LIST



MISSION JR. HIGH

## GENERAL NOTES

- THESE DRAWINGS/PHOTOGRAPHS ARE INTENDED TO ILLUSTRATE THE LOCATIONS OF ALL NEW CONSTRUCTION, BUT ARE NOT TO BE SCALED.
- LOCATIONS ARE NOT LIMITED TO THE PHOTOGRAPHS SHOWN. DOOR LIST SHOULD BE USED FOR TOTAL ENTRANCES AND WINDOWS/STOREFRONTS.
- THE GENERAL CONTRACTOR IS REQUIRED TO VERIFY ALL DIMENSIONS AND EXISTING CONDITIONS PRIOR TO BEGINNING CONSTRUCTION. ALL INFORMATION IN REGARDS TO THE EXISTING FIELD CONDITIONS, MATERIALS, AND METHODS OF CONSTRUCTION, DIMENSIONS, AND/OR DEFLECTIONS SHALL BE OBSERVED, NOTED, AND VERIFIED BY THE GENERAL CONTRACTOR PRIOR TO ANY INSTALLATION, CONSTRUCTION OR FABRICATION. ANY AND ALL INFORMATION GATHERED THAT IS IN CONFLICT WITH THE CONSTRUCTION DOCUMENTS SHALL BE REPORTED TO THE ARCHITECT BEFORE PROCEEDING WITH ANY RELATED WORK.
- WHERE MATERIALS ARE APPLIED TO OR ARE IN DIRECT CONTACT WITH WORK INSTALLED BY ANOTHER SUBCONTRACTOR, COMMENCEMENT OF WORK IMPLIES ACCEPTANCE OF THE SUBSTRATE AS SUITABLE FOR THE APPLICATION INTENDED.
- ALL MATERIAL, CONSTRUCTION AND EQUIPMENT IS NEW UNLESS NOTED OTHERWISE.
- GENERAL CONTRACTOR WILL PROVIDE DUMPSTER FOR CONSTRUCTION DEBRIS. LOCATION PER OWNER'S DIRECTION.

1 MISSION JR. HIGH  
12" = 1'-0"

No. DESCRIPTION DATE

2.27.24

SAM GARCIA ARCHITECT  
1200 AUBURN AVE.  
SUITE 280  
MCALLEN, TX 78504  
(956) 651 - 8327  
INFO@SANGARCIAARCHITECT.COM

### MISSION CISD FENCING AND WINDOW FILM PROJECT

1201 BRYCE DR  
MISSION, TX 78572  
2023-034 2.27.24  
MISSION JR.  
HIGH

# A1.02

# VETERANS MEMORIAL HIGH

700 E. 2 MILE RD., MISSION, TX 78574

### SHEET KEYNOTES

- EXISTING DOOR TO BE PREPARED TO RECEIVE NEW SECURITY FILM AS SPECIFIED. FOLLOW APPROVED MANUFACTURER'S INSTALLATION RECOMMENDATION
- EXISTING WINDOW/STOREFRONT TO BE PREPARED TO RECEIVE NEW SECURITY FILM AS SPECIFIED. FOLLOW APPROVED MANUFACTURER'S INSTALLATION RECOMMENDATION

## SITE PLAN



## PICTURES

\*NOT ALL ENTRANCES ARE PICTURED BELOW. REF. TO ENTRANCE LIST



## ENTRANCE LIST

26 ENTRANCES/EXITS  
30 WINDOWS

APPROXIMATE GLAZING AREA: 2,296 SF

## GENERAL NOTES

- THESE DRAWINGS/PHOTOGRAPHS ARE INTENDED TO ILLUSTRATE THE LOCATIONS OF ALL NEW CONSTRUCTION, BUT ARE NOT TO BE SCALED.
- LOCATIONS ARE NOT LIMITED TO THE PHOTOGRAPHS SHOWN. DOOR LIST SHOULD BE USED FOR TOTAL ENTRANCES AND WINDOWS/STOREFRONTS.
- THE GENERAL CONTRACTOR IS REQUIRED TO VERIFY ALL DIMENSIONS AND EXISTING CONDITIONS PRIOR TO BEGINNING CONSTRUCTION. ALL INFORMATION IN REGARDS TO THE EXISTING FIELD CONDITIONS, MATERIALS, AND METHODS OF CONSTRUCTION, DIMENSIONS, AND/OR DEFLECTIONS SHALL BE OBSERVED, NOTED, AND VERIFIED BY THE GENERAL CONTRACTOR PRIOR TO ANY INSTALLATION, CONSTRUCTION OR FABRICATION. ANY AND ALL INFORMATION GATHERED THAT IS IN CONFLICT WITH THE CONSTRUCTION DOCUMENTS SHALL BE REPORTED TO THE ARCHITECT BEFORE PROCEEDING WITH ANY RELATED WORK.
- WHERE MATERIALS ARE APPLIED TO OR ARE IN DIRECT CONTACT WITH WORK INSTALLED BY ANOTHER SUBCONTRACTOR, COMMENCEMENT OF WORK IMPLIES ACCEPTANCE OF THE SUBSTRATE AS SUITABLE FOR THE APPLICATION INTENDED.
- ALL MATERIAL, CONSTRUCTION AND EQUIPMENT IS NEW UNLESS NOTED OTHERWISE.
- GENERAL CONTRACTOR WILL PROVIDE DUMPSTER FOR CONSTRUCTION DEBRIS. LOCATION PER OWNER'S DIRECTION.

**1** VETERANS MEMORIAL HS  
12" = 1'-0"

No.	DESCRIPTION	DATE

2.27.24  
 SAM GARCIA ARCHITECT  
 1200 AUBURN AVE.  
 SUITE 280  
 McALLEN, TX 78504  
 (956) 651-8327  
 INFO@SANGARCIAARCHITECT.COM

**MISSION CISD  
 FENCING AND WINDOW  
 FILM PROJECT**

1201 BRYCE DR  
 MISSION, TX 78572  
 2023-034 2.27.24  
 VETERANS  
 MEMORIAL HS

**A1.03**

COPYRIGHT SAM GARCIA ARCHITECT, LLC - DO NOT REPRODUCE OR TRANSMIT WITHOUT WRITTEN CONSENT

# ALTON MEMORIAL JR. HIGH


521 S. LOS EBANOS BLVD., ALTON, TX 78574

## SITE PLAN



## PICTURES

\*NOT ALL ENTRANCES ARE PICTURED BELOW.  
REF. TO ENTRANCE LIST



ALTON MEMORIAL JR. HIGH

## ENTRANCE LIST

11 ENTRANCES/EXITS  
12 WINDOWS

APPROXIMATE GLAZING AREA: 683 SF

## GENERAL NOTES

1. THESE DRAWINGS/PHOTOGRAPHS ARE INTENDED TO ILLUSTRATE THE LOCATIONS OF ALL NEW CONSTRUCTION, BUT ARE NOT TO BE SCALED.
2. LOCATIONS ARE NOT LIMITED TO THE PHOTOGRAPHS SHOWN. DOOR LIST SHOULD BE USED FOR TOTAL ENTRANCES AND WINDOWS/STOREFRONTS.
3. THE GENERAL CONTRACTOR IS REQUIRED TO VERIFY ALL DIMENSIONS AND EXISTING CONDITIONS PRIOR TO BEGINNING CONSTRUCTION. ALL INFORMATION IN REGARDS TO THE EXISTING FIELD CONDITIONS, MATERIALS, AND METHODS OF CONSTRUCTION, DIMENSIONS, AND/OR DEFLECTIONS SHALL BE OBSERVED, NOTED, AND VERIFIED BY THE GENERAL CONTRACTOR PRIOR TO ANY INSTALLATION, CONSTRUCTION OR FABRICATION. ANY AND ALL INFORMATION GATHERED THAT IS IN CONFLICT WITH THE CONSTRUCTION DOCUMENTS SHALL BE REPORTED TO THE ARCHITECT BEFORE PROCEEDING WITH ANY RELATED WORK.
4. WHERE MATERIALS ARE APPLIED TO OR ARE IN DIRECT CONTACT WITH WORK INSTALLED BY ANOTHER SUBCONTRACTOR, COMMENCEMENT OF WORK IMPLIES ACCEPTANCE OF THE SUBSTRATE AS SUITABLE FOR THE APPLICATION INTENDED.
5. ALL MATERIAL, CONSTRUCTION AND EQUIPMENT IS NEW UNLESS NOTED OTHERWISE.
6. GENERAL CONTRACTOR WILL PROVIDE DUMPSTER FOR CONSTRUCTION DEBRIS. LOCATION PER OWNER'S DIRECTION.

### SHEET KEYNOTES

1. EXISTING DOOR TO BE PREPARED TO RECEIVE NEW SECURITY FILM AS SPECIFIED. FOLLOW APPROVED MANUFACTURER'S INSTALLATION RECOMMENDATION
2. EXISTING WINDOW/STOREFRONT TO BE PREPARED TO RECEIVE NEW SECURITY FILM AS SPECIFIED. FOLLOW APPROVED MANUFACTURER'S INSTALLATION RECOMMENDATION

59

No.	DESCRIPTION	DATE
		
		2.27.24
		
	SAN GARCIA ARCHITECT 1200 AUBURN AVE. SUITE 280 McALLEN, TX 78504 (956) 651 - 8327 INFO@SANGARCIAARCHITECT.COM	
<b>MISSION CISD FENCING AND WINDOW FILM PROJECT</b>		
1201 BRYCE DR MISSION, TX 78572 2023-034      2.27.24		
ALTON MEMORIAL JR HIGH		
<b>A1.04</b>		

COPYRIGHT SAM GARCIA ARCHITECT, LLC - DO NOT REPRODUCE OR TRANSMIT WITHOUT WRITTEN CONSENT

2/27/2024 3:15:58 PM

**1** ALTON MEMORIAL JR. HIGH  
12" = 1'-0"

# RAFAEL CANTU JR. HIGH

5101 N. STEWART ROAD, PALMHURST, TX 78574

- SHEET KEYNOTES**
- EXISTING DOOR TO BE PREPARED TO RECEIVE NEW SECURITY FILM AS SPECIFIED. FOLLOW APPROVED MANUFACTURER'S INSTALLATION RECOMMENDATION
  - EXISTING WINDOW/STOREFRONT TO BE PREPARED TO RECEIVE NEW SECURITY FILM AS SPECIFIED. FOLLOW APPROVED MANUFACTURER'S INSTALLATION RECOMMENDATION

## SITE PLAN



## PICTURES

\*NOT ALL ENTRANCES ARE PICTURED BELOW. REF. TO ENTRANCE LIST



RAFAEL CANTU JR. HIGH

- C
- A
- B
- D
- F
- E
- G

## GENERAL NOTES

- THESE DRAWINGS/PHOTOGRAPHS ARE INTENDED TO ILLUSTRATE THE LOCATIONS OF ALL NEW CONSTRUCTION, BUT ARE NOT TO BE SCALED.
- LOCATIONS ARE NOT LIMITED TO THE PHOTOGRAPHS SHOWN. DOOR LIST SHOULD BE USED FOR TOTAL ENTRANCES AND WINDOWS/STOREFRONTS.
- THE GENERAL CONTRACTOR IS REQUIRED TO VERIFY ALL DIMENSIONS AND EXISTING CONDITIONS PRIOR TO BEGINNING CONSTRUCTION. ALL INFORMATION IN REGARDS TO THE EXISTING FIELD CONDITIONS, MATERIALS, AND METHODS OF CONSTRUCTION, DIMENSIONS, AND/OR DEFLECTIONS SHALL BE OBSERVED, NOTED, AND VERIFIED BY THE GENERAL CONTRACTOR PRIOR TO ANY INSTALLATION, CONSTRUCTION OR FABRICATION. ANY AND ALL INFORMATION GATHERED THAT IS IN CONFLICT WITH THE CONSTRUCTION DOCUMENTS SHALL BE REPORTED TO THE ARCHITECT BEFORE PROCEEDING WITH ANY RELATED WORK.
- WHERE MATERIALS ARE APPLIED TO OR ARE IN DIRECT CONTACT WITH WORK INSTALLED BY ANOTHER SUBCONTRACTOR, COMMENCEMENT OF WORK IMPLIES ACCEPTANCE OF THE SUBSTRATE AS SUITABLE FOR THE APPLICATION INTENDED.
- ALL MATERIAL, CONSTRUCTION AND EQUIPMENT IS NEW UNLESS NOTED OTHERWISE.
- GENERAL CONTRACTOR WILL PROVIDE DUMPSTER FOR CONSTRUCTION DEBRIS. LOCATION PER OWNER'S DIRECTION.

## ENTRANCE LIST

8 ENTRANCES/EXITS  
9 WINDOWS  
APPROXIMATE GLAZING AREA: 668 SF

**1** RAFAEL CANTU JR. HIGH  
12" = 1'-0"

No.	DESCRIPTION	DATE
		
		2.27.24
	SAM GARCIA ARCHITECT 1200 AUBURN AVE. SUITE 280 McALLEN, TX 78504 (956) 651 - 8327 INFO@SANGARCIAARCHITECT.COM	
<b>MISSION CISD FENCING AND WINDOW FILM PROJECT</b>		
1201 BRYCE DR MISSION, TX 78572 2023-034      2.27.24		
RAFAEL CANTU JR. HIGH		
<b>A1.05</b>		


# KENNETH WHITE JR. HIGH

1101 W. GRIFFIN PARKWAY, MISSION, TX 78572

### SHEET KEYNOTES

- EXISTING DOOR TO BE PREPARED TO RECEIVE NEW SECURITY FILM AS SPECIFIED. FOLLOW APPROVED MANUFACTURER'S INSTALLATION RECOMMENDATION
- EXISTING WINDOW/STOREFRONT TO BE PREPARED TO RECEIVE NEW SECURITY FILM AS SPECIFIED. FOLLOW APPROVED MANUFACTURER'S INSTALLATION RECOMMENDATION

## SITE PLAN

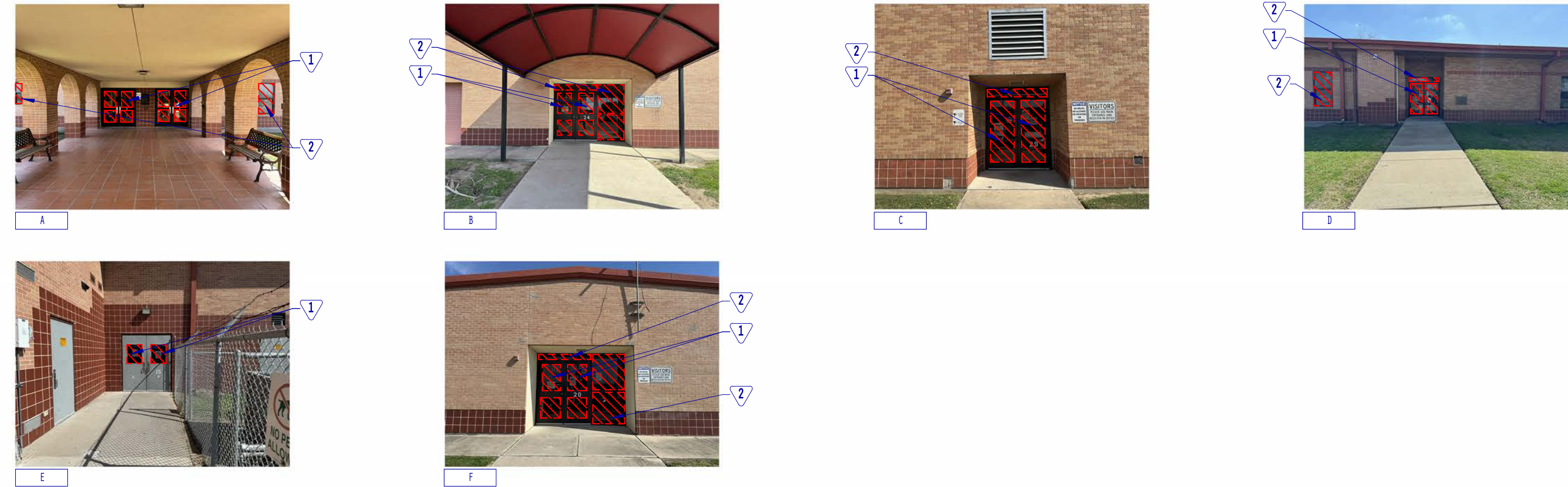


## ENTRANCE LIST

6 ENTRANCES/EXITS  
6 WINDOWS  
APPROXIMATE GLAZING AREA: 938 SF

## PICTURES

\*NOT ALL ENTRANCES ARE PICTURED BELOW. REF. TO ENTRANCE LIST



KENNETH WHITE JR HIGH SCHOOL

## GENERAL NOTES

- THESE DRAWINGS/PHOTOGRAPHS ARE INTENDED TO ILLUSTRATE THE LOCATIONS OF ALL NEW CONSTRUCTION, BUT ARE NOT TO BE SCALED.
- LOCATIONS ARE NOT LIMITED TO THE PHOTOGRAPHS SHOWN. DOOR LIST SHOULD BE USED FOR TOTAL ENTRANCES AND WINDOWS/STOREFRONTS.
- THE GENERAL CONTRACTOR IS REQUIRED TO VERIFY ALL DIMENSIONS AND EXISTING CONDITIONS PRIOR TO BEGINNING CONSTRUCTION. ALL INFORMATION IN REGARDS TO THE EXISTING FIELD CONDITIONS, MATERIALS, AND METHODS OF CONSTRUCTION, DIMENSIONS, AND/OR DEFLECTIONS SHALL BE OBSERVED, NOTED, AND VERIFIED BY THE GENERAL CONTRACTOR PRIOR TO ANY INSTALLATION, CONSTRUCTION OR FABRICATION. ANY AND ALL INFORMATION GATHERED THAT IS IN CONFLICT WITH THE CONSTRUCTION DOCUMENTS SHALL BE REPORTED TO THE ARCHITECT BEFORE PROCEEDING WITH ANY RELATED WORK.
- WHERE MATERIALS ARE APPLIED TO OR ARE IN DIRECT CONTACT WITH WORK INSTALLED BY ANOTHER SUBCONTRACTOR, COMMENCEMENT OF WORK IMPLIES ACCEPTANCE OF THE SUBSTRATE AS SUITABLE FOR THE APPLICATION INTENDED.
- ALL MATERIAL, CONSTRUCTION AND EQUIPMENT IS NEW UNLESS NOTED OTHERWISE.
- GENERAL CONTRACTOR WILL PROVIDE DUMPSTER FOR CONSTRUCTION DEBRIS. LOCATION PER OWNER'S DIRECTION.

**1** KENNETH WHITE JR. HIGH  
12" = 1'-0"

No.	DESCRIPTION	DATE



**MISSION CISD  
FENCING AND WINDOW  
FILM PROJECT**


1201 BRYCE DR  
MISSION, TX 78572  
2023-034 2.27.24  
KENNETH WHITE  
JR. HIGH

# A1.06

# ROOSEVELT ALTERNATIVE SCHOOL

407 E 3RD ST., MISSION, TX 78572

## SITE PLAN



## ENTRANCE LIST

1 ENTRANCE/EXIT  
1 WINDOW

APPROXIMATE GLAZING AREA: 72 SF

**1** ROOSEVELT ALTERNATIVE SCHOOL  
12" = 1'-0"

## PICTURES

\*NOT ALL ENTRANCES ARE PICTURED BELOW.  
REF. TO ENTRANCE LIST

ROOSEVELT ALTERNATIVE SCHOOL




A

## GENERAL NOTES

1. THESE DRAWINGS/PHOTOGRAPHS ARE INTENDED TO ILLUSTRATE THE LOCATIONS OF ALL NEW CONSTRUCTION, BUT ARE NOT TO BE SCALED.
2. LOCATIONS ARE NOT LIMITED TO THE PHOTOGRAPHS SHOWN. DOOR LIST SHOULD BE USED FOR TOTAL ENTRANCES AND WINDOWS/STOREFRONTS.
3. THE GENERAL CONTRACTOR IS REQUIRED TO VERIFY ALL DIMENSIONS AND EXISTING CONDITIONS PRIOR TO BEGINNING CONSTRUCTION. ALL INFORMATION IN REGARDS TO THE EXISTING FIELD CONDITIONS, MATERIALS, AND METHODS OF CONSTRUCTION, DIMENSIONS, AND/OR DEFLECTIONS SHALL BE OBSERVED, NOTED, AND VERIFIED BY THE GENERAL CONTRACTOR PRIOR TO ANY INSTALLATION, CONSTRUCTION OR FABRICATION. ANY AND ALL INFORMATION GATHERED THAT IS IN CONFLICT WITH THE CONSTRUCTION DOCUMENTS SHALL BE REPORTED TO THE ARCHITECT BEFORE PROCEEDING WITH ANY RELATED WORK.
4. WHERE MATERIALS ARE APPLIED TO OR ARE IN DIRECT CONTACT WITH WORK INSTALLED BY ANOTHER SUBCONTRACTOR, COMMENCEMENT OF WORK IMPLIES ACCEPTANCE OF THE SUBSTRATE AS SUITABLE FOR THE APPLICATION INTENDED.
5. ALL MATERIAL, CONSTRUCTION AND EQUIPMENT IS NEW UNLESS NOTED OTHERWISE.
6. GENERAL CONTRACTOR WILL PROVIDE DUMPSTER FOR CONSTRUCTION DEBRIS. LOCATION PER OWNER'S DIRECTION.

### SHEET KEYNOTES

1. EXISTING DOOR TO BE PREPARED TO RECEIVE NEW SECURITY FILM AS SPECIFIED. FOLLOW APPROVED MANUFACTURER'S INSTALLATION RECOMMENDATION
2. EXISTING WINDOW/STOREFRONT TO BE PREPARED TO RECEIVE NEW SECURITY FILM AS SPECIFIED. FOLLOW APPROVED MANUFACTURER'S INSTALLATION RECOMMENDATION

No.	DESCRIPTION	DATE
		
		2.27.24
		
	SAM GARCIA ARCHITECT 1200 AUBURN AVE. SUITE 280 MCALLEN, TX 78504 (956) 651 - 8327 INFO@SANGARCIAARCHITECT.COM	
<b>MISSION CISD FENCING AND WINDOW FILM PROJECT</b>		
	1201 BRYCE DR MISSION, TX 78572	
	ROOSEVELT	2.27.24
	ALTERNATIVE SCHOOL	
<b>A1.07</b>		


# MISSION COLLEGIATE HIGH SCHOOL

605 S. LOS EBANOS BLVD, ALTON, TX 78573

**SHEET KEYNOTES**

- EXISTING DOOR TO BE PREPARED TO RECEIVE NEW SECURITY FILM AS SPECIFIED. FOLLOW APPROVED MANUFACTURER'S INSTALLATION RECOMMENDATION
- EXISTING WINDOW/STOREFRONT TO BE PREPARED TO RECEIVE NEW SECURITY FILM AS SPECIFIED. FOLLOW APPROVED MANUFACTURER'S INSTALLATION RECOMMENDATION

**SITE PLAN** ↑ N




**ENTRANCE LIST**

7 ENTRANCES/EXITS  
11 WINDOWS  
APPROXIMATE GLAZING AREA: 371 SF

**PICTURES**

\*NOT ALL ENTRANCES ARE PICTURED BELOW. REF. TO ENTRANCE LIST



MISSION COLLEGIATE HIGH SCHOOL

D  
B  
A  
C  
E  
F  
G

**GENERAL NOTES**

- THESE DRAWINGS/PHOTOGRAPHS ARE INTENDED TO ILLUSTRATE THE LOCATIONS OF ALL NEW CONSTRUCTION, BUT ARE NOT TO BE SCALED.
- LOCATIONS ARE NOT LIMITED TO THE PHOTOGRAPHS SHOWN. DOOR LIST SHOULD BE USED FOR TOTAL ENTRANCES AND WINDOWS/STOREFRONTS.
- THE GENERAL CONTRACTOR IS REQUIRED TO VERIFY ALL DIMENSIONS AND EXISTING CONDITIONS PRIOR TO BEGINNING CONSTRUCTION. ALL INFORMATION IN REGARDS TO THE EXISTING FIELD CONDITIONS, MATERIALS, AND METHODS OF CONSTRUCTION, DIMENSIONS, AND/OR DEFLECTIONS SHALL BE OBSERVED, NOTED, AND VERIFIED BY THE GENERAL CONTRACTOR PRIOR TO ANY INSTALLATION, CONSTRUCTION OR FABRICATION. ANY AND ALL INFORMATION GATHERED THAT IS IN CONFLICT WITH THE CONSTRUCTION DOCUMENTS SHALL BE REPORTED TO THE ARCHITECT BEFORE PROCEEDING WITH ANY RELATED WORK.
- WHERE MATERIALS ARE APPLIED TO OR ARE IN DIRECT CONTACT WITH WORK INSTALLED BY ANOTHER SUBCONTRACTOR, COMMENCEMENT OF WORK IMPLIES ACCEPTANCE OF THE SUBSTRATE AS SUITABLE FOR THE APPLICATION INTENDED.
- ALL MATERIAL, CONSTRUCTION AND EQUIPMENT IS NEW UNLESS NOTED OTHERWISE.
- GENERAL CONTRACTOR WILL PROVIDE DUMPSTER FOR CONSTRUCTION DEBRIS. LOCATION PER OWNER'S DIRECTION.

2/27/2024 3:16:04 PM

63

No.	DESCRIPTION	DATE
	 2.27.24 SAM GARCIA ARCHITECT 1200 AUBURN AVE. SUITE 280 McALLEN, TX 78504 (956) 651 - 8327 INFO@SANGARCIAARCHITECT.COM	
<p><b>MISSION CISD FENCING AND WINDOW FILM PROJECT</b></p>		
1201 BRYCE DR MISSION, TX 78572 2023-034      2.27.24		
MISSION COLLEGIATE HS		
<h1 style="text-align: center;">A1.08</h1>		

**1** MISSION COLLEGIATE HS  
12" = 1'-0"

COPYRIGHT SAM GARCIA ARCHITECT, LLC - DO NOT REPRODUCE OR TRANSMIT WITHOUT WRITTEN CONSENT

# MARCELL ELEMENTARY SCHOOL

1101 N. HOLLAND, MISSION, TX 78572

- SHEET KEYNOTES**
- EXISTING DOOR TO BE PREPARED TO RECEIVE NEW SECURITY FILM AS SPECIFIED. FOLLOW APPROVED MANUFACTURER'S INSTALLATION RECOMMENDATION
  - EXISTING WINDOW/STOREFRONT TO BE PREPARED TO RECEIVE NEW SECURITY FILM AS SPECIFIED. FOLLOW APPROVED MANUFACTURER'S INSTALLATION RECOMMENDATION

## SITE PLAN



## ENTRANCE LIST

6 ENTRANCES/EXITS  
15 WINDOWS

APPROXIMATE GLAZING AREA: 1,219 SF

## PICTURES

\*NOT ALL ENTRANCES ARE PICTURED BELOW. REF. TO ENTRANCE LIST



- L
- M
- N
- O
- P

## GENERAL NOTES

- THESE DRAWINGS/PHOTOGRAPHS ARE INTENDED TO ILLUSTRATE THE LOCATIONS OF ALL NEW CONSTRUCTION, BUT ARE NOT TO BE SCALED.
- LOCATIONS ARE NOT LIMITED TO THE PHOTOGRAPHS SHOWN. DOOR LIST SHOULD BE USED FOR TOTAL ENTRANCES AND WINDOWS/STOREFRONTS.
- THE GENERAL CONTRACTOR IS REQUIRED TO VERIFY ALL DIMENSIONS AND EXISTING CONDITIONS PRIOR TO BEGINNING CONSTRUCTION. ALL INFORMATION IN REGARDS TO THE EXISTING FIELD CONDITIONS, MATERIALS, AND METHODS OF CONSTRUCTION, DIMENSIONS, AND/OR DEFLECTIONS SHALL BE OBSERVED, NOTED, AND VERIFIED BY THE GENERAL CONTRACTOR PRIOR TO ANY INSTALLATION, CONSTRUCTION OR FABRICATION. ANY AND ALL INFORMATION GATHERED THAT IS IN CONFLICT WITH THE CONSTRUCTION DOCUMENTS SHALL BE REPORTED TO THE ARCHITECT BEFORE PROCEEDING WITH ANY RELATED WORK.
- WHERE MATERIALS ARE APPLIED TO OR ARE IN DIRECT CONTACT WITH WORK INSTALLED BY ANOTHER SUBCONTRACTOR, COMMENCEMENT OF WORK IMPLIES ACCEPTANCE OF THE SUBSTRATE AS SUITABLE FOR THE APPLICATION INTENDED.
- ALL MATERIAL, CONSTRUCTION AND EQUIPMENT IS NEW UNLESS NOTED OTHERWISE.
- GENERAL CONTRACTOR WILL PROVIDE DUMPSTER FOR CONSTRUCTION DEBRIS. LOCATION PER OWNER'S DIRECTION.

**1** MARCELL ELEMENTARY  
12" = 1'-0"

No.	DESCRIPTION	DATE
2.27.24 SAM GARCIA ARCHITECT 1200 AUBURN AVE. SUITE 280 McALLEN, TX 78504 (956) 651 - 8327 INFO@SANGARCIAARCHITECT.COM		
<b>MISSION CISD FENCING AND WINDOW FILM PROJECT</b>		
1201 BRYCE DR MISSION, TX 78572 2023-034      2.27.24		
<b>MARCELL ELEMENTARY</b>		
<b>A1.09</b>		


# MIMS ELEMENTARY SCHOOL

200 E. TWO MILE ROAD, MISSION, TX 78572

### SHEET KEYNOTES

- EXISTING DOOR TO BE PREPARED TO RECEIVE NEW SECURITY FILM AS SPECIFIED. FOLLOW APPROVED MANUFACTURER'S INSTALLATION RECOMMENDATION
- EXISTING WINDOW/STOREFRONT TO BE PREPARED TO RECEIVE NEW SECURITY FILM AS SPECIFIED. FOLLOW APPROVED MANUFACTURER'S INSTALLATION RECOMMENDATION

## SITE PLAN



## PICTURES

\*NOT ALL ENTRANCES ARE PICTURED BELOW. REF. TO ENTRANCE LIST



## ENTRANCE LIST

7 ENTRANCES/EXITS  
11 WINDOWS

APPROXIMATE GLAZING AREA: 1,350 SF

## GENERAL NOTES

- THESE DRAWINGS/PHOTOGRAPHS ARE INTENDED TO ILLUSTRATE THE LOCATIONS OF ALL NEW CONSTRUCTION, BUT ARE NOT TO BE SCALED.
- LOCATIONS ARE NOT LIMITED TO THE PHOTOGRAPHS SHOWN. DOOR LIST SHOULD BE USED FOR TOTAL ENTRANCES AND WINDOWS/STOREFRONTS.
- THE GENERAL CONTRACTOR IS REQUIRED TO VERIFY ALL DIMENSIONS AND EXISTING CONDITIONS PRIOR TO BEGINNING CONSTRUCTION. ALL INFORMATION IN REGARDS TO THE EXISTING FIELD CONDITIONS, MATERIALS, AND METHODS OF CONSTRUCTION, DIMENSIONS, AND/OR DEFLECTIONS SHALL BE OBSERVED, NOTED, AND VERIFIED BY THE GENERAL CONTRACTOR PRIOR TO ANY INSTALLATION, CONSTRUCTION OR FABRICATION. ANY AND ALL INFORMATION GATHERED THAT IS IN CONFLICT WITH THE CONSTRUCTION DOCUMENTS SHALL BE REPORTED TO THE ARCHITECT BEFORE PROCEEDING WITH ANY RELATED WORK.
- WHERE MATERIALS ARE APPLIED TO OR ARE IN DIRECT CONTACT WITH WORK INSTALLED BY ANOTHER SUBCONTRACTOR, COMMENCEMENT OF WORK IMPLIES ACCEPTANCE OF THE SUBSTRATE AS SUITABLE FOR THE APPLICATION INTENDED.
- ALL MATERIAL, CONSTRUCTION AND EQUIPMENT IS NEW UNLESS NOTED OTHERWISE.
- GENERAL CONTRACTOR WILL PROVIDE DUMPSTER FOR CONSTRUCTION DEBRIS. LOCATION PER OWNER'S DIRECTION.

1 MIMS ELEMENTARY  
12" = 1'-0"

No. DESCRIPTION DATE



2.27.24

**S**  
 SAM GARCIA ARCHITECT  
 1200 AUBURN AVE.  
 SUITE 280  
 McALLEN, TX 78504  
 (956) 651 - 8327  
 INFO@SANGARCIAARCHITECT.COM

### MISSION CISD FENCING AND WINDOW FILM PROJECT

1201 BRYCE DR  
MISSION, TX 78572  
2023-034 2.27.24

MIMS ELEMENTARY

# A1.10


# CASTRO ELEMENTARY

200 S. MAYBERRY, MISSION, TX 78572

### SHEET KEYNOTES

- EXISTING DOOR TO BE PREPARED TO RECEIVE NEW SECURITY FILM AS SPECIFIED. FOLLOW APPROVED MANUFACTURER'S INSTALLATION RECOMMENDATION
- EXISTING WINDOW/STOREFRONT TO BE PREPARED TO RECEIVE NEW SECURITY FILM AS SPECIFIED. FOLLOW APPROVED MANUFACTURER'S INSTALLATION RECOMMENDATION

## SITE PLAN



## PICTURES

\*NOT ALL ENTRANCES ARE PICTURED BELOW. REF. TO ENTRANCE LIST



CASTRO ELEMENTARY

## ENTRANCE LIST

6 ENTRANCES/EXITS  
16 WINDOWS

APPROXIMATE GLAZING AREA: 743 SF

## GENERAL NOTES

- THESE DRAWINGS/PHOTOGRAPHS ARE INTENDED TO ILLUSTRATE THE LOCATIONS OF ALL NEW CONSTRUCTION, BUT ARE NOT TO BE SCALED.
- LOCATIONS ARE NOT LIMITED TO THE PHOTOGRAPHS SHOWN. DOOR LIST SHOULD BE USED FOR TOTAL ENTRANCES AND WINDOWS/STOREFRONTS.
- THE GENERAL CONTRACTOR IS REQUIRED TO VERIFY ALL DIMENSIONS AND EXISTING CONDITIONS PRIOR TO BEGINNING CONSTRUCTION. ALL INFORMATION IN REGARDS TO THE EXISTING FIELD CONDITIONS, MATERIALS, AND METHODS OF CONSTRUCTION, DIMENSIONS, AND/OR DEFLECTIONS SHALL BE OBSERVED, NOTED, AND VERIFIED BY THE GENERAL CONTRACTOR PRIOR TO ANY INSTALLATION, CONSTRUCTION OR FABRICATION. ANY AND ALL INFORMATION GATHERED THAT IS IN CONFLICT WITH THE CONSTRUCTION DOCUMENTS SHALL BE REPORTED TO THE ARCHITECT BEFORE PROCEEDING WITH ANY RELATED WORK.
- WHERE MATERIALS ARE APPLIED TO OR ARE IN DIRECT CONTACT WITH WORK INSTALLED BY ANOTHER SUBCONTRACTOR, COMMENCEMENT OF WORK IMPLIES ACCEPTANCE OF THE SUBSTRATE AS SUITABLE FOR THE APPLICATION INTENDED.
- ALL MATERIAL, CONSTRUCTION AND EQUIPMENT IS NEW UNLESS NOTED OTHERWISE.
- GENERAL CONTRACTOR WILL PROVIDE DUMPSTER FOR CONSTRUCTION DEBRIS. LOCATION PER OWNER'S DIRECTION.

1 CASTRO ELEMENTARY  
12" = 1'-0"

No.	DESCRIPTION	DATE
		2.27.24
	SAM GARCIA ARCHITECT 1200 AUBURN AVE. SUITE 280 McALLEN, TX 78504 (956) 651 - 8327 INFO@SANGARCIAARCHITECT.COM	

## MISSION CISD FENCING AND WINDOW FILM PROJECT

1201 BRYCE DR  
MISSION, TX 78572  
2023-034 2.27.24  
CASTRO  
ELEMENTARY

# A1.11


# PEARSON ELEMENTARY SCHOOL

315 N HOLLAND AVE, MISSION, TX 78572

### SHEET KEYNOTES

- EXISTING DOOR TO BE PREPARED TO RECEIVE NEW SECURITY FILM AS SPECIFIED. FOLLOW APPROVED MANUFACTURER'S INSTALLATION RECOMMENDATION
- EXISTING WINDOW/STOREFRONT TO BE PREPARED TO RECEIVE NEW SECURITY FILM AS SPECIFIED. FOLLOW APPROVED MANUFACTURER'S INSTALLATION RECOMMENDATION

## SITE PLAN




## PICTURES


\*NOT ALL ENTRANCES ARE PICTURED BELOW. REF. TO ENTRANCE LIST



A




B



C




D



E



F



G

PEARSON ELEMENTARY

- B
- C
- D
- E
- F
- G

## ENTRANCE LIST

6 ENTRANCES/EXITS  
4 WINDOWS

APPROXIMATE GLAZING AREA: 922 SF

## GENERAL NOTES

- THESE DRAWINGS/PHOTOGRAPHS ARE INTENDED TO ILLUSTRATE THE LOCATIONS OF ALL NEW CONSTRUCTION, BUT ARE NOT TO BE SCALED.
- LOCATIONS ARE NOT LIMITED TO THE PHOTOGRAPHS SHOWN. DOOR LIST SHOULD BE USED FOR TOTAL ENTRANCES AND WINDOWS/STOREFRONTS.
- THE GENERAL CONTRACTOR IS REQUIRED TO VERIFY ALL DIMENSIONS AND EXISTING CONDITIONS PRIOR TO BEGINNING CONSTRUCTION. ALL INFORMATION IN REGARDS TO THE EXISTING FIELD CONDITIONS, MATERIALS, AND METHODS OF CONSTRUCTION, DIMENSIONS, AND/OR DEFLECTIONS SHALL BE OBSERVED, NOTED, AND VERIFIED BY THE GENERAL CONTRACTOR PRIOR TO ANY INSTALLATION, CONSTRUCTION OR FABRICATION. ANY AND ALL INFORMATION GATHERED THAT IS IN CONFLICT WITH THE CONSTRUCTION DOCUMENTS SHALL BE REPORTED TO THE ARCHITECT BEFORE PROCEEDING WITH ANY RELATED WORK.
- WHERE MATERIALS ARE APPLIED TO OR ARE IN DIRECT CONTACT WITH WORK INSTALLED BY ANOTHER SUBCONTRACTOR, COMMENCEMENT OF WORK IMPLIES ACCEPTANCE OF THE SUBSTRATE AS SUITABLE FOR THE APPLICATION INTENDED.
- ALL MATERIAL, CONSTRUCTION AND EQUIPMENT IS NEW UNLESS NOTED OTHERWISE.
- GENERAL CONTRACTOR WILL PROVIDE DUMPSTER FOR CONSTRUCTION DEBRIS. LOCATION PER OWNER'S DIRECTION.

No.	DESCRIPTION	DATE
		2.27.24
	SAM GARCIA ARCHITECT 1200 AUBURN AVE. SUITE 280 McALLEN, TX 78504 (956) 651 - 8327 INFO@SANGARCIAARCHITECT.COM	

## MISSION CISD FENCING AND WINDOW FILM PROJECT

1201 BRYCE DR  
MISSION, TX 78572  
2023-034 2.27.24  
PEARSON  
ELEMENTARY

# A1.12

**1** PEARSON ELEMENTARY  
12" = 1'-0"


# LEAL ELEMENTARY SCHOOL

318 S. LOS EBANOS ROAD, MISSION, TX 78572

### SHEET KEYNOTES

- EXISTING DOOR TO BE PREPARED TO RECEIVE NEW SECURITY FILM AS SPECIFIED. FOLLOW APPROVED MANUFACTURER'S INSTALLATION RECOMMENDATION
- EXISTING WINDOW/STOREFRONT TO BE PREPARED TO RECEIVE NEW SECURITY FILM AS SPECIFIED. FOLLOW APPROVED MANUFACTURER'S INSTALLATION RECOMMENDATION

## SITE PLAN




## ENTRANCE LIST

4 ENTRANCES/EXITS  
12 WINDOWS  
APPROXIMATE GLAZING AREA: 459 SF

## PICTURES

\*NOT ALL ENTRANCES ARE PICTURED BELOW. REF. TO ENTRANCE LIST



LEAL ELEMENTARY

- C
- E
- B
- D
- F
- A

## GENERAL NOTES

- THESE DRAWINGS/PHOTOGRAPHS ARE INTENDED TO ILLUSTRATE THE LOCATIONS OF ALL NEW CONSTRUCTION, BUT ARE NOT TO BE SCALED.
- LOCATIONS ARE NOT LIMITED TO THE PHOTOGRAPHS SHOWN. DOOR LIST SHOULD BE USED FOR TOTAL ENTRANCES AND WINDOWS/STOREFRONTS.
- THE GENERAL CONTRACTOR IS REQUIRED TO VERIFY ALL DIMENSIONS AND EXISTING CONDITIONS PRIOR TO BEGINNING CONSTRUCTION. ALL INFORMATION IN REGARDS TO THE EXISTING FIELD CONDITIONS, MATERIALS, AND METHODS OF CONSTRUCTION, DIMENSIONS, AND/OR DEFLECTIONS SHALL BE OBSERVED, NOTED, AND VERIFIED BY THE GENERAL CONTRACTOR PRIOR TO ANY INSTALLATION, CONSTRUCTION OR FABRICATION. ANY AND ALL INFORMATION GATHERED THAT IS IN CONFLICT WITH THE CONSTRUCTION DOCUMENTS SHALL BE REPORTED TO THE ARCHITECT BEFORE PROCEEDING WITH ANY RELATED WORK.
- WHERE MATERIALS ARE APPLIED TO OR ARE IN DIRECT CONTACT WITH WORK INSTALLED BY ANOTHER SUBCONTRACTOR, COMMENCEMENT OF WORK IMPLIES ACCEPTANCE OF THE SUBSTRATE AS SUITABLE FOR THE APPLICATION INTENDED.
- ALL MATERIAL, CONSTRUCTION AND EQUIPMENT IS NEW UNLESS NOTED OTHERWISE.
- GENERAL CONTRACTOR WILL PROVIDE DUMPSTER FOR CONSTRUCTION DEBRIS. LOCATION PER OWNER'S DIRECTION.

**1** LEAL ELEMENTARY  
12" = 1'-0"

No.	DESCRIPTION	DATE
<p><b>MISSION CISD FENCING AND WINDOW FILM PROJECT</b></p> <p>1201 BRYCE DR MISSION, TX 78572 2023-034      2.27.24</p> <p>LEAL ELEMENTARY</p> <p style="font-size: 2em; font-weight: bold;">A1.13</p>		

# CANTU ELEMENTARY SCHOOL

920 W. MAIN AVENUE, ALTON, TX 78574


- SHEET KEYNOTES**
- EXISTING DOOR TO BE PREPARED TO RECEIVE NEW SECURITY FILM AS SPECIFIED. FOLLOW APPROVED MANUFACTURER'S INSTALLATION RECOMMENDATION
  - EXISTING WINDOW/STOREFRONT TO BE PREPARED TO RECEIVE NEW SECURITY FILM AS SPECIFIED. FOLLOW APPROVED MANUFACTURER'S INSTALLATION RECOMMENDATION

## SITE PLAN



## PICTURES

\*NOT ALL ENTRANCES ARE PICTURED BELOW. REF. TO ENTRANCE LIST



## ENTRANCE LIST

3 ENTRANCES/EXITS  
 11 WINDOWS  
 APPROXIMATE GLAZING AREA: 395 SF

## GENERAL NOTES

- THESE DRAWINGS/PHOTOGRAPHS ARE INTENDED TO ILLUSTRATE THE LOCATIONS OF ALL NEW CONSTRUCTION, BUT ARE NOT TO BE SCALED.
- LOCATIONS ARE NOT LIMITED TO THE PHOTOGRAPHS SHOWN. DOOR LIST SHOULD BE USED FOR TOTAL ENTRANCES AND WINDOWS/STOREFRONTS.
- THE GENERAL CONTRACTOR IS REQUIRED TO VERIFY ALL DIMENSIONS AND EXISTING CONDITIONS PRIOR TO BEGINNING CONSTRUCTION. ALL INFORMATION IN REGARDS TO THE EXISTING FIELD CONDITIONS, MATERIALS, AND METHODS OF CONSTRUCTION, DIMENSIONS, AND/OR DEFLECTIONS SHALL BE OBSERVED, NOTED, AND VERIFIED BY THE GENERAL CONTRACTOR PRIOR TO ANY INSTALLATION, CONSTRUCTION OR FABRICATION. ANY AND ALL INFORMATION GATHERED THAT IS IN CONFLICT WITH THE CONSTRUCTION DOCUMENTS SHALL BE REPORTED TO THE ARCHITECT BEFORE PROCEEDING WITH ANY RELATED WORK.
- WHERE MATERIALS ARE APPLIED TO OR ARE IN DIRECT CONTACT WITH WORK INSTALLED BY ANOTHER SUBCONTRACTOR, COMMENCEMENT OF WORK IMPLIES ACCEPTANCE OF THE SUBSTRATE AS SUITABLE FOR THE APPLICATION INTENDED.
- ALL MATERIAL, CONSTRUCTION AND EQUIPMENT IS NEW UNLESS NOTED OTHERWISE.
- GENERAL CONTRACTOR WILL PROVIDE DUMPSTER FOR CONSTRUCTION DEBRIS. LOCATION PER OWNER'S DIRECTION.

**1** CANTU ELEMENTARY  
 12" = 1'-0"


No.	DESCRIPTION	DATE
 2.27.24 SAM GARCIA ARCHITECT 1200 AUBURN AVE. SUITE 280 McALLEN, TX 78504 (956) 631 - 8327 INFO@SANGARCIAARCHITECT.COM		
		
<b>MISSION CISD            FENCING AND WINDOW            FILM PROJECT</b>		
1201 BRYCE DR MISSION, TX 78572 2023-034      2.27.24		
<b>CANTU            ELEMENTARY</b>		
<b>A1.14</b>		

# BRYAN ELEMENTARY SCHOOL

1300 ELM DRIVE, MISSION, TX 78572


- SHEET KEYNOTES**
- EXISTING DOOR TO BE PREPARED TO RECEIVE NEW SECURITY FILM AS SPECIFIED. FOLLOW APPROVED MANUFACTURER'S INSTALLATION RECOMMENDATION
  - EXISTING WINDOW/STOREFRONT TO BE PREPARED TO RECEIVE NEW SECURITY FILM AS SPECIFIED. FOLLOW APPROVED MANUFACTURER'S INSTALLATION RECOMMENDATION

## SITE PLAN



## PICTURES

\*NOT ALL ENTRANCES ARE PICTURED BELOW. REF. TO ENTRANCE LIST



## ENTRANCE LIST

3 ENTRANCES/EXITS  
 14 WINDOWS  
 APPROXIMATE GLAZING AREA: 999 SF

## GENERAL NOTES

- THESE DRAWINGS/PHOTOGRAPHS ARE INTENDED TO ILLUSTRATE THE LOCATIONS OF ALL NEW CONSTRUCTION, BUT ARE NOT TO BE SCALED.
- LOCATIONS ARE NOT LIMITED TO THE PHOTOGRAPHS SHOWN. DOOR LIST SHOULD BE USED FOR TOTAL ENTRANCES AND WINDOWS/STOREFRONTS.
- THE GENERAL CONTRACTOR IS REQUIRED TO VERIFY ALL DIMENSIONS AND EXISTING CONDITIONS PRIOR TO BEGINNING CONSTRUCTION. ALL INFORMATION IN REGARDS TO THE EXISTING FIELD CONDITIONS, MATERIALS, AND METHODS OF CONSTRUCTION, DIMENSIONS, AND/OR DEFLECTIONS SHALL BE OBSERVED, NOTED, AND VERIFIED BY THE GENERAL CONTRACTOR PRIOR TO ANY INSTALLATION, CONSTRUCTION OR FABRICATION. ANY AND ALL INFORMATION GATHERED THAT IS IN CONFLICT WITH THE CONSTRUCTION DOCUMENTS SHALL BE REPORTED TO THE ARCHITECT BEFORE PROCEEDING WITH ANY RELATED WORK.
- WHERE MATERIALS ARE APPLIED TO OR ARE IN DIRECT CONTACT WITH WORK INSTALLED BY ANOTHER SUBCONTRACTOR, COMMENCEMENT OF WORK IMPLIES ACCEPTANCE OF THE SUBSTRATE AS SUITABLE FOR THE APPLICATION INTENDED.
- ALL MATERIAL, CONSTRUCTION AND EQUIPMENT IS NEW UNLESS NOTED OTHERWISE.
- GENERAL CONTRACTOR WILL PROVIDE DUMPSTER FOR CONSTRUCTION DEBRIS. LOCATION PER OWNER'S DIRECTION.

**1** BRYAN ELEMENTARY  
 12" = 1'-0"


No.	DESCRIPTION	DATE
	<i>Sam Garcia</i>	2.27.24
	SAM GARCIA ARCHITECT 1200 AUBURN AVE. SUITE 280 McALLEN, TX 78504 (956) 651 - 8327 INFO@SANGARCIAARCHITECT.COM	
<b>MISSION CISD FENCING AND WINDOW FILM PROJECT</b>		
1201 Bryce Dr MISSION, TX 78572		
2023-034		2.27.24
<b>BRYAN ELEMENTARY</b>		
<b>A1.15</b>		

# O'GRADY ELEMENTARY SCHOOL

810 W. GRIFFIN PARKWAY, MISSION, TX 78572

- SHEET KEYNOTES**
- EXISTING DOOR TO BE PREPARED TO RECEIVE NEW SECURITY FILM AS SPECIFIED. FOLLOW APPROVED MANUFACTURER'S INSTALLATION RECOMMENDATION
  - EXISTING WINDOW/STOREFRONT TO BE PREPARED TO RECEIVE NEW SECURITY FILM AS SPECIFIED. FOLLOW APPROVED MANUFACTURER'S INSTALLATION RECOMMENDATION

## SITE PLAN



## PICTURES

\*NOT ALL ENTRANCES ARE PICTURED BELOW. REF. TO ENTRANCE LIST



## ENTRANCE LIST

7 ENTRANCES/EXITS  
 11 WINDOWS  
 APPROXIMATE GLAZING AREA: 1,350 SF

## GENERAL NOTES

- THESE DRAWINGS/PHOTOGRAPHS ARE INTENDED TO ILLUSTRATE THE LOCATIONS OF ALL NEW CONSTRUCTION, BUT ARE NOT TO BE SCALED.
- LOCATIONS ARE NOT LIMITED TO THE PHOTOGRAPHS SHOWN. DOOR LIST SHOULD BE USED FOR TOTAL ENTRANCES AND WINDOWS/STOREFRONTS.
- THE GENERAL CONTRACTOR IS REQUIRED TO VERIFY ALL DIMENSIONS AND EXISTING CONDITIONS PRIOR TO BEGINNING CONSTRUCTION. ALL INFORMATION IN REGARDS TO THE EXISTING FIELD CONDITIONS, MATERIALS, AND METHODS OF CONSTRUCTION, DIMENSIONS, AND/OR DEFLECTIONS SHALL BE OBSERVED, NOTED, AND VERIFIED BY THE GENERAL CONTRACTOR PRIOR TO ANY INSTALLATION, CONSTRUCTION OR FABRICATION. ANY AND ALL INFORMATION GATHERED THAT IS IN CONFLICT WITH THE CONSTRUCTION DOCUMENTS SHALL BE REPORTED TO THE ARCHITECT BEFORE PROCEEDING WITH ANY RELATED WORK.
- WHERE MATERIALS ARE APPLIED TO OR ARE IN DIRECT CONTACT WITH WORK INSTALLED BY ANOTHER SUBCONTRACTOR, COMMENCEMENT OF WORK IMPLIES ACCEPTANCE OF THE SUBSTRATE AS SUITABLE FOR THE APPLICATION INTENDED.
- ALL MATERIAL, CONSTRUCTION AND EQUIPMENT IS NEW UNLESS NOTED OTHERWISE.
- GENERAL CONTRACTOR WILL PROVIDE DUMPSTER FOR CONSTRUCTION DEBRIS. LOCATION PER OWNER'S DIRECTION.

**1** O'GRADY ELEMENTARY  
 12" = 1'-0"

No.	DESCRIPTION	DATE
		2.27.24
SAN GARCIA ARCHITECT 1200 AUBURN AVE. SUITE 280 McALLEN, TX 78504 (956) 651 - 8327 INFO@SANGARCIAARCHITECT.COM		
<b>MISSION CISD FENCING AND WINDOW FILM PROJECT</b>		
1201 BRYCE DR MISSION, TX 78572		
2023-034		2.27.24
O' GRADY ELEMENTARY		
<b>A1.16</b>		

# ESCOBAR-RIOS ELEMENTARY SCHOOL

3505 N. TROSPER ROAD, MISSION, TX 78574

- SHEET KEYNOTES**
- EXISTING DOOR TO BE PREPARED TO RECEIVE NEW SECURITY FILM AS SPECIFIED. FOLLOW APPROVED MANUFACTURER'S INSTALLATION RECOMMENDATION
  - EXISTING WINDOW/STOREFRONT TO BE PREPARED TO RECEIVE NEW SECURITY FILM AS SPECIFIED. FOLLOW APPROVED MANUFACTURER'S INSTALLATION RECOMMENDATION

## SITE PLAN



## PICTURES

\*NOT ALL ENTRANCES ARE PICTURED BELOW. REF. TO ENTRANCE LIST



ESCOBAR-RIOS ELEMENTARY


## ENTRANCE LIST

4 ENTRANCES/EXITS  
10 WINDOWS

APPROXIMATE GLAZING AREA: 862 SF

## GENERAL NOTES

- THESE DRAWINGS/PHOTOGRAPHS ARE INTENDED TO ILLUSTRATE THE LOCATIONS OF ALL NEW CONSTRUCTION, BUT ARE NOT TO BE SCALED.
- LOCATIONS ARE NOT LIMITED TO THE PHOTOGRAPHS SHOWN. DOOR LIST SHOULD BE USED FOR TOTAL ENTRANCES AND WINDOWS/STOREFRONTS.
- THE GENERAL CONTRACTOR IS REQUIRED TO VERIFY ALL DIMENSIONS AND EXISTING CONDITIONS PRIOR TO BEGINNING CONSTRUCTION. ALL INFORMATION IN REGARDS TO THE EXISTING FIELD CONDITIONS, MATERIALS, AND METHODS OF CONSTRUCTION, DIMENSIONS, AND/OR DEFLECTIONS SHALL BE OBSERVED, NOTED, AND VERIFIED BY THE GENERAL CONTRACTOR PRIOR TO ANY INSTALLATION, CONSTRUCTION OR FABRICATION. ANY AND ALL INFORMATION GATHERED THAT IS IN CONFLICT WITH THE CONSTRUCTION DOCUMENTS SHALL BE REPORTED TO THE ARCHITECT BEFORE PROCEEDING WITH ANY RELATED WORK.
- WHERE MATERIALS ARE APPLIED TO OR ARE IN DIRECT CONTACT WITH WORK INSTALLED BY ANOTHER SUBCONTRACTOR, COMMENCEMENT OF WORK IMPLIES ACCEPTANCE OF THE SUBSTRATE AS SUITABLE FOR THE APPLICATION INTENDED.
- ALL MATERIAL, CONSTRUCTION AND EQUIPMENT IS NEW UNLESS NOTED OTHERWISE.
- GENERAL CONTRACTOR WILL PROVIDE DUMPSTER FOR CONSTRUCTION DEBRIS. LOCATION PER OWNER'S DIRECTION.

No.	DESCRIPTION	DATE
 2.27.24 SAM GARCIA ARCHITECT 1200 AUBURN AVE. SUITE 280 McALLEN, TX 78504 (956) 651 - 8327 INFO@SANGARCIAARCHITECT.COM		

## MISSION CISD FENCING AND WINDOW FILM PROJECT

1201 BRYCE DR  
MISSION, TX 78572  
2023-034 2.27.24  
ESCOBAR-RIOS  
ELEMENTARY


# A1.17

# MIDKIFF ELEMENTARY SCHOOL

4201 N. MAYBERRY, PALMHURST, TX 78574

- SHEET KEYNOTES**
- EXISTING DOOR TO BE PREPARED TO RECEIVE NEW SECURITY FILM AS SPECIFIED. FOLLOW APPROVED MANUFACTURER'S INSTALLATION RECOMMENDATION
  - EXISTING WINDOW/STOREFRONT TO BE PREPARED TO RECEIVE NEW SECURITY FILM AS SPECIFIED. FOLLOW APPROVED MANUFACTURER'S INSTALLATION RECOMMENDATION

## SITE PLAN



## PICTURES

\*NOT ALL ENTRANCES ARE PICTURED BELOW. REF. TO ENTRANCE LIST



MIDKIFF ELEMENTARY

## ENTRANCE LIST

3 ENTRANCES/EXITS  
 9 WINDOWS  
 APPROXIMATE GLAZING AREA: 484 SF

## GENERAL NOTES

- THESE DRAWINGS/PHOTOGRAPHS ARE INTENDED TO ILLUSTRATE THE LOCATIONS OF ALL NEW CONSTRUCTION, BUT ARE NOT TO BE SCALED.
- LOCATIONS ARE NOT LIMITED TO THE PHOTOGRAPHS SHOWN. DOOR LIST SHOULD BE USED FOR TOTAL ENTRANCES AND WINDOWS/STOREFRONTS.
- THE GENERAL CONTRACTOR IS REQUIRED TO VERIFY ALL DIMENSIONS AND EXISTING CONDITIONS PRIOR TO BEGINNING CONSTRUCTION. ALL INFORMATION IN REGARDS TO THE EXISTING FIELD CONDITIONS, MATERIALS, AND METHODS OF CONSTRUCTION, DIMENSIONS, AND/OR DEFLECTIONS SHALL BE OBSERVED, NOTED, AND VERIFIED BY THE GENERAL CONTRACTOR PRIOR TO ANY INSTALLATION, CONSTRUCTION OR FABRICATION. ANY AND ALL INFORMATION GATHERED THAT IS IN CONFLICT WITH THE CONSTRUCTION DOCUMENTS SHALL BE REPORTED TO THE ARCHITECT BEFORE PROCEEDING WITH ANY RELATED WORK.
- WHERE MATERIALS ARE APPLIED TO OR ARE IN DIRECT CONTACT WITH WORK INSTALLED BY ANOTHER SUBCONTRACTOR, COMMENCEMENT OF WORK IMPLIES ACCEPTANCE OF THE SUBSTRATE AS SUITABLE FOR THE APPLICATION INTENDED.
- ALL MATERIAL, CONSTRUCTION AND EQUIPMENT IS NEW UNLESS NOTED OTHERWISE.
- GENERAL CONTRACTOR WILL PROVIDE DUMPSTER FOR CONSTRUCTION DEBRIS. LOCATION PER OWNER'S DIRECTION.

No.	DESCRIPTION	DATE
	<i>[Signature]</i>	2.27.24
	SAN GARCIA ARCHITECT 1200 AUBURN AVE. SUITE 280 McALLEN, TX 78504 (956) 651 - 8327 INFO@SANGARCIAARCHITECT.COM	

## MISSION CISD FENCING AND WINDOW FILM PROJECT

1201 BRYCE DR  
 MISSION, TX 78572  
 2023-034 2.27.24  
 MIDKIFF  
 ELEMENTARY

# A1.18


**1** MIDKIFF ELEMENTARY  
 12" = 1'-0"

# CAVAZOS ELEMENTARY SCHOOL

803 S. LOS EBANOS BLVD., ALTON, TX 78574

- SHEET KEYNOTES**
- EXISTING DOOR TO BE PREPARED TO RECEIVE NEW SECURITY FILM AS SPECIFIED. FOLLOW APPROVED MANUFACTURER'S INSTALLATION RECOMMENDATION
  - EXISTING WINDOW/STOREFRONT TO BE PREPARED TO RECEIVE NEW SECURITY FILM AS SPECIFIED. FOLLOW APPROVED MANUFACTURER'S INSTALLATION RECOMMENDATION

## SITE PLAN



## PICTURES

\*NOT ALL ENTRANCES ARE PICTURED BELOW. REF. TO ENTRANCE LIST



## ENTRANCE LIST

6 ENTRANCES/EXITS  
9 WINDOWS  
APPROXIMATE GLAZING AREA: 489 SF

## GENERAL NOTES

- THESE DRAWINGS/PHOTOGRAPHS ARE INTENDED TO ILLUSTRATE THE LOCATIONS OF ALL NEW CONSTRUCTION, BUT ARE NOT TO BE SCALED.
- LOCATIONS ARE NOT LIMITED TO THE PHOTOGRAPHS SHOWN. DOOR LIST SHOULD BE USED FOR TOTAL ENTRANCES AND WINDOWS/STOREFRONTS.
- THE GENERAL CONTRACTOR IS REQUIRED TO VERIFY ALL DIMENSIONS AND EXISTING CONDITIONS PRIOR TO BEGINNING CONSTRUCTION. ALL INFORMATION IN REGARDS TO THE EXISTING FIELD CONDITIONS, MATERIALS, AND METHODS OF CONSTRUCTION, DIMENSIONS, AND/OR DEFLECTIONS SHALL BE OBSERVED, NOTED, AND VERIFIED BY THE GENERAL CONTRACTOR PRIOR TO ANY INSTALLATION, CONSTRUCTION OR FABRICATION. ANY AND ALL INFORMATION GATHERED THAT IS IN CONFLICT WITH THE CONSTRUCTION DOCUMENTS SHALL BE REPORTED TO THE ARCHITECT BEFORE PROCEEDING WITH ANY RELATED WORK.
- WHERE MATERIALS ARE APPLIED TO OR ARE IN DIRECT CONTACT WITH WORK INSTALLED BY ANOTHER SUBCONTRACTOR, COMMENCEMENT OF WORK IMPLIES ACCEPTANCE OF THE SUBSTRATE AS SUITABLE FOR THE APPLICATION INTENDED.
- ALL MATERIAL, CONSTRUCTION AND EQUIPMENT IS NEW UNLESS NOTED OTHERWISE.
- GENERAL CONTRACTOR WILL PROVIDE DUMPSTER FOR CONSTRUCTION DEBRIS. LOCATION PER OWNER'S DIRECTION.

**1** CAVAZOS ELEMENTARY  
12" = 1'-0"

No.	DESCRIPTION	DATE
2.27.24		
SAN GARCIA ARCHITECT 1200 AUBURN AVE. SUITE 280 McALLEN, TX 78504 (956) 651 - 8327 INFO@SANGARCIAARCHITECT.COM		
<b>MISSION CISD FENCING AND WINDOW FILM PROJECT</b>		
1201 BRYCE DR MISSION, TX 78572		
2023-034		2.27.24
<b>CAVAZOS ELEMENTARY</b>		
<b>A1.19</b>		

# SALINAS ELEMENTARY SCHOOL

10820 N. CONWAY, ALTON, TX 78574

### SHEET KEYNOTES


- EXISTING DOOR TO BE PREPARED TO RECEIVE NEW SECURITY FILM AS SPECIFIED. FOLLOW APPROVED MANUFACTURER'S INSTALLATION RECOMMENDATION
- EXISTING WINDOW/STOREFRONT TO BE PREPARED TO RECEIVE NEW SECURITY FILM AS SPECIFIED. FOLLOW APPROVED MANUFACTURER'S INSTALLATION RECOMMENDATION

## SITE PLAN



## PICTURES

\*NOT ALL ENTRANCES ARE PICTURED BELOW. REF. TO ENTRANCE LIST



SALINAS ELEMENTARY

## ENTRANCE LIST

4 ENTRANCES/EXITS  
5 WINDOWS

APPROXIMATE GLAZING AREA: 315 SF

## GENERAL NOTES

- THESE DRAWINGS/PHOTOGRAPHS ARE INTENDED TO ILLUSTRATE THE LOCATIONS OF ALL NEW CONSTRUCTION, BUT ARE NOT TO BE SCALED.
- LOCATIONS ARE NOT LIMITED TO THE PHOTOGRAPHS SHOWN. DOOR LIST SHOULD BE USED FOR TOTAL ENTRANCES AND WINDOWS/STOREFRONTS.
- THE GENERAL CONTRACTOR IS REQUIRED TO VERIFY ALL DIMENSIONS AND EXISTING CONDITIONS PRIOR TO BEGINNING CONSTRUCTION. ALL INFORMATION IN REGARDS TO THE EXISTING FIELD CONDITIONS, MATERIALS, AND METHODS OF CONSTRUCTION, DIMENSIONS, AND/OR DEFLECTIONS SHALL BE OBSERVED, NOTED, AND VERIFIED BY THE GENERAL CONTRACTOR PRIOR TO ANY INSTALLATION, CONSTRUCTION OR FABRICATION. ANY AND ALL INFORMATION GATHERED THAT IS IN CONFLICT WITH THE CONSTRUCTION DOCUMENTS SHALL BE REPORTED TO THE ARCHITECT BEFORE PROCEEDING WITH ANY RELATED WORK.
- WHERE MATERIALS ARE APPLIED TO OR ARE IN DIRECT CONTACT WITH WORK INSTALLED BY ANOTHER SUBCONTRACTOR, COMMENCEMENT OF WORK IMPLIES ACCEPTANCE OF THE SUBSTRATE AS SUITABLE FOR THE APPLICATION INTENDED.
- ALL MATERIAL, CONSTRUCTION AND EQUIPMENT IS NEW UNLESS NOTED OTHERWISE.
- GENERAL CONTRACTOR WILL PROVIDE DUMPSTER FOR CONSTRUCTION DEBRIS. LOCATION PER OWNER'S DIRECTION.


**1** SALINAS ELEMENTARY  
12" = 1'-0"

No.	DESCRIPTION	DATE
		
		2.27.24
		
	SAN GARCIA ARCHITECT 1200 AUBURN AVE. SUITE 280 McALLEN, TX 78504 (956) 651 - 8327 INFO@SANGARCIAARCHITECT.COM	
	<b>MISSION CISD FENCING AND WINDOW FILM PROJECT</b>	
	1201 BRYCE DR MISSION, TX 78572 2023-034      2.27.24	
	<b>SALINAS ELEMENTARY</b>	
	<b>A1.20</b>	

# WAITZ ELEMENTARY SCHOOL

842 W. ST. FRANCIS, ALTON, TX 78574

## SITE PLAN



## ENTRANCE LIST

3 ENTRANCES/EXITS  
6 WINDOWS

APPROXIMATE GLAZING AREA: 336 SF

## PICTURES

\*NOT ALL ENTRANCES ARE PICTURED BELOW.  
REF. TO ENTRANCE LIST



A  
B  
C  
D  
E

WAITZ ELEMENTARY

76

## GENERAL NOTES

1. THESE DRAWINGS/PHOTOGRAPHS ARE INTENDED TO ILLUSTRATE THE LOCATIONS OF ALL NEW CONSTRUCTION, BUT ARE NOT TO BE SCALED.
2. LOCATIONS ARE NOT LIMITED TO THE PHOTOGRAPHS SHOWN. DOOR LIST SHOULD BE USED FOR TOTAL ENTRANCES AND WINDOWS/STOREFRONTS.
3. THE GENERAL CONTRACTOR IS REQUIRED TO VERIFY ALL DIMENSIONS AND EXISTING CONDITIONS PRIOR TO BEGINNING CONSTRUCTION. ALL INFORMATION IN REGARDS TO THE EXISTING FIELD CONDITIONS, MATERIALS, AND METHODS OF CONSTRUCTION, DIMENSIONS, AND/OR DEFLECTIONS SHALL BE OBSERVED, NOTED, AND VERIFIED BY THE GENERAL CONTRACTOR PRIOR TO ANY INSTALLATION, CONSTRUCTION OR FABRICATION. ANY AND ALL INFORMATION GATHERED THAT IS IN CONFLICT WITH THE CONSTRUCTION DOCUMENTS SHALL BE REPORTED TO THE ARCHITECT BEFORE PROCEEDING WITH ANY RELATED WORK.
4. WHERE MATERIALS ARE APPLIED TO OR ARE IN DIRECT CONTACT WITH WORK INSTALLED BY ANOTHER SUBCONTRACTOR, COMMENCEMENT OF WORK IMPLIES ACCEPTANCE OF THE SUBSTRATE AS SUITABLE FOR THE APPLICATION INTENDED.
5. ALL MATERIAL, CONSTRUCTION AND EQUIPMENT IS NEW UNLESS NOTED OTHERWISE.
6. GENERAL CONTRACTOR WILL PROVIDE DUMPSTER FOR CONSTRUCTION DEBRIS. LOCATION PER OWNER'S DIRECTION.

### SHEET KEYNOTES

1. EXISTING DOOR TO BE PREPARED TO RECEIVE NEW SECURITY FILM AS SPECIFIED. FOLLOW APPROVED MANUFACTURER'S INSTALLATION RECOMMENDATION
2. EXISTING WINDOW/STOREFRONT TO BE PREPARED TO RECEIVE NEW SECURITY FILM AS SPECIFIED. FOLLOW APPROVED MANUFACTURER'S INSTALLATION RECOMMENDATION

No. DESCRIPTION DATE



MISSION CISD  
FENCING AND WINDOW  
FILM PROJECT

1201 BRYCE DR  
MISSION, TX 78572  
2023-034 2.27.24  
WAITZ  
ELEMENTARY

A1.21

# ALTON ELEMENTARY SCHOOL

205 N. CHICAGO, ALTON, TX 78574

### SHEET KEYNOTES

- EXISTING DOOR TO BE PREPARED TO RECEIVE NEW SECURITY FILM AS SPECIFIED. FOLLOW APPROVED MANUFACTURER'S INSTALLATION RECOMMENDATION
- EXISTING WINDOW/STOREFRONT TO BE PREPARED TO RECEIVE NEW SECURITY FILM AS SPECIFIED. FOLLOW APPROVED MANUFACTURER'S INSTALLATION RECOMMENDATION

## SITE PLAN


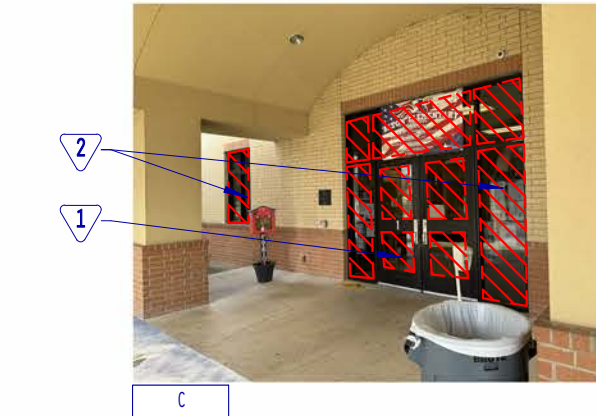



## ENTRANCE LIST

3 ENTRANCES/EXITS  
9 WINDOWS  
APPROXIMATE GLAZING AREA: 352 SF

## PICTURES

\*NOT ALL ENTRANCES ARE PICTURED BELOW. REF. TO ENTRANCE LIST





- E
- D
- B
- A
- C

ALTON ELEMENTARY

## GENERAL NOTES

- THESE DRAWINGS/PHOTOGRAPHS ARE INTENDED TO ILLUSTRATE THE LOCATIONS OF ALL NEW CONSTRUCTION, BUT ARE NOT TO BE SCALED.
- LOCATIONS ARE NOT LIMITED TO THE PHOTOGRAPHS SHOWN. DOOR LIST SHOULD BE USED FOR TOTAL ENTRANCES AND WINDOWS/STOREFRONTS.
- THE GENERAL CONTRACTOR IS REQUIRED TO VERIFY ALL DIMENSIONS AND EXISTING CONDITIONS PRIOR TO BEGINNING CONSTRUCTION. ALL INFORMATION IN REGARDS TO THE EXISTING FIELD CONDITIONS, MATERIALS, AND METHODS OF CONSTRUCTION, DIMENSIONS, AND/OR DEFLECTIONS SHALL BE OBSERVED, NOTED, AND VERIFIED BY THE GENERAL CONTRACTOR PRIOR TO ANY INSTALLATION, CONSTRUCTION OR FABRICATION. ANY AND ALL INFORMATION GATHERED THAT IS IN CONFLICT WITH THE CONSTRUCTION DOCUMENTS SHALL BE REPORTED TO THE ARCHITECT BEFORE PROCEEDING WITH ANY RELATED WORK.
- WHERE MATERIALS ARE APPLIED TO OR ARE IN DIRECT CONTACT WITH WORK INSTALLED BY ANOTHER SUBCONTRACTOR, COMMENCEMENT OF WORK IMPLIES ACCEPTANCE OF THE SUBSTRATE AS SUITABLE FOR THE APPLICATION INTENDED.
- ALL MATERIAL, CONSTRUCTION AND EQUIPMENT IS NEW UNLESS NOTED OTHERWISE.
- GENERAL CONTRACTOR WILL PROVIDE DUMPSTER FOR CONSTRUCTION DEBRIS. LOCATION PER OWNER'S DIRECTION.

No.	DESCRIPTION	DATE
		
		2.27.24
	SAM GARCIA ARCHITECT 1200 AUBURN AVE. SUITE 280 McALLEN, TX 78504 (956) 651 - 8327 INFO@SANGARCIAARCHITECT.COM	

## MISSION CISD FENCING AND WINDOW FILM PROJECT

1201 BRYCE DR  
MISSION, TX 78572  
2023-034 2.27.24  
ALTON  
ELEMENTARY

# A1.22

**1** ALTON ELEMENTARY  
12" = 1'-0"

**SUBJECT:** Purchase of Dell Computers for the CTE Department #DIR-TSO-3763

**PRESENTER:** Blanca I. Lopez, Executive Director for Business Operations

**BACKGROUND INFORMATION**

This contract intends to provide a method to procure Dell Computers for the CTE department to meet the District’s needs.

**ADMINISTRATIVE CONSIDERATIONS**

The purchase will be made using an Inter-local Purchasing Co-op. Using an Inter-local Purchasing Co-op complies with purchase requirements of TEC 44.031(a)(4) and local board policy requiring an approved purchasing method for contracts valued at \$50,000 or greater.

A summary of the response review and evaluation process is as follows:

- 1. Number of responses received: 1
- 2. Number of vendors awarded: 1

**FUNDING SOURCE AND AMOUNT**

Federal Funds

Estimated Expenditure **\$227,400**

**RECOMMENDATION**

Administration recommends awarding the contract to Dell Technologies.

**CONTACT PERSON(S)**

Blanca I. Lopez, Executive Director for Business Operations  
Noe Pena, Director for Technology Systems  
Anabel Garza, Coordinator for Purchasing



FY2024 Term Contract:	Dell Computers for CTE #DIR-TSO-3763
Awarded To:	1. <u>Dell Technologies</u>
Term:	One Time Purchase
Term Period :	April 2024 – Completion

Mission Consolidated Independent School District  
 Tabulation Form  
 Dell Computers for CTE #DIR-TSO-3763

<b>VENDOR NAME:</b>		<b>Dell Technologies</b>		
		<b>Contact Name:</b>	Travis Foxell	
		<b>Phone #</b>	800-456-3355	
		<b>Email</b>	<a href="mailto:travis_foxell@dell.com">travis_foxell@dell.com</a>	
<b>Qty</b>	<b>Detailed Desc</b>	<b>Note</b>	<b>Quoted Price</b>	<b>Sub-total</b>
200	Student PC Opti 7010		\$ 2,397.00	\$ 479,400.00
	Discount			\$ (270,400.00)
200	Dell 22 Monitor		\$ 139.99	\$ 27,998.00
	Discount			\$ (9,598.00)
<b>Total</b>				\$ 227,400.00

<b>Note:</b>	

Purchasing Department Signature (20K<): Arabel Garza

Date: 2/29/24



Your Shopping Cart	
Savings	\$279,998.00
<b>Subtotal (400)</b>	<b>\$227,400.00</b>
Estimated Shipping	\$0.00
<b>Total</b>	<b>\$227,400.00</b>

<b>Details</b>	<b>Billing</b>	<b>Shipping</b>	<b>Payment method</b>
Quote for 200 Student Computers Quote number # 3000172959137  Created February 27, 2024 Expires April 27, 2024 Created by mbcace40@mcisd.org	<b>Order contact</b> Marla Caceres Contract Code: C000000006841 Customer agreement number: TX DIR-TSO-3763 Phone number: (956) 323-5300 Additional: mbcace40@mcisd.org  <b>Tax exemption</b> I am not tax exempt		

Items	Quantity	Unit Price	Item total
-------	----------	------------	------------

Bundle: Student PC Opti 7010 Plus SFF i73700 16gb 512SSD int video dvd rw wifi wired km 3YNBD + E222HAS Monit



Student PC Opti 7010 Plus SFF i73700  
16gb 512SSD int video dvd rw wifi wired km  
3YNBD + E222HAS Monit

200      \$2,397.00      \$479,400.00

Discounted unit price: \$1,045.00  
Contract Code: C000000006841  
**Estimated Delivery**  
FREE Standard Delivery to 78664 by Friday, March 15, 2024

**Catalog Number:** 26 / rrcrc1269623-7457631

Category	Description	Code	SKU	ID
OptiPlex Small Form Factor (Plus 7010)	OptiPlex Small Form Factor (Plus 7010)	GUG127C	[210-BFXE]	1
Processor	13th Gen Intel® Core™ i7-13700 (30 MB cache, 16 cores, 24 threads, 2.10 GHz to 5.10 GHz Turbo, 65 W)	GAZ0J8B	[338-CHCJ]	146
Operating System	Windows 11 Pro, English, Brazilian Portuguese, French, Spanish	G010VWE	[619-ARSB]	11
Microsoft Office	No Microsoft Office License Included - 30 day Trial Offer Only	GC70FJV	[658-BCSB]	1002
Memory	16 GB: 2 x 8 GB, DDR5	GPV26G0	[370-AGWQ]	3
Hard Drive	512 GB, M.2 2230, PCIe NVMe, SSD, Class 35	GWE6Q5J	[400-BOQM] [773-BBBC] [412-AAQT]	8
Additional Hard Drive	No Additional Hard Drive	G780XKR	[401-AANH]	637
Raid Connectivity	NO RAID	GX5Q06T	[817-BBBN]	1009
Video Card	Intel® Graphics	GZQDA24	[490-BBFG]	6
Chassis Options	OptiPlex SFF Plus with 260W Bronze Power Supply	G3HI2WG	[329-BHPM]	116
Power Cord	System Power Cord (US)	GA5894N	[450-AAOJ]	20
Optical Drive	8x DVD+/-RW 9.5mm ODD	GZY3028	[429-ABFH] [325-BDSH]	16
Optical Software	Cyberlink Media Suite Essentials for Windows 10 and DVD drive (without Media)	GWNM30Y	[658-BBTV]	597
Additional Storage Devices - Media Reader	No Media Card Reader	GW2K1D6	[379-BBHM]	10

Category	Description	Code	SKU	ID
Wireless	Intel® Wi-Fi 6E AX211, 2x2, 802.11ax, Bluetooth® wireless card, external antenna	G9G8JSE	[555-BHDU] [555-BHDW]	19
Wireless Driver	Wireless Driver, Intel® AX211 Wi-Fi 6E (6 Ghz) 2x2, Bluetooth	GRJA59H	[555-BIJL]	7
Serial Port Adapter	No PCIe add-in-card	GVEYOQ7	[492-BBFF]	698
Additional Video Ports	No Additional Video Ports	GWFXAL0	[492-BCKH]	495
Keyboard	Dell Multimedia Wired Keyboard - KB216 Black - US English	GZDPBC1	[580-ADJC]	4
Mouse	Dell Optical Mouse - MS116 (Black)	GWDQT30	[570-ABIE]	12
Cable Cover	No Cable Cover	GDT2C7Z	[325-BCZQ]	376
External Speakers	No External Speaker	GTNM7E2	[817-BBBC]	200095
Non-Microsoft Application Software	Dell Additional Software	GJAR81X	[658-BFPY]	1003
Operating System Recovery Options	OS-Windows Media Not Included	GLA9OQ1	[620-AALW]	200013
ENERGY STAR	ENERGY STAR Qualified	G6J34SM	[387-BBLW]	122
Documentation	Safety/Environment and Regulatory Guide (English/French Multi-language)	G7RB0GY	[340-AGIK]	21
System Monitoring Options	Dell Watchdog Timer	GW4YJIC	[379-BEZG]	39
Placemat	Quick Start Guide, OptiPlex SFF Plus	G6UPC0D	[340-DDFN]	60
EAN/UPC Labels	No UPC Label	G8WGTYN	[389-BCGW]	292
TPM Security	Trusted Platform Module (Discrete TPM Enabled)	GJMDKT6	[329-BBJL]	297
Shipping Material	Shipping Material	GDKRO4V	[340-CQYR] [389-BBUU]	465
Label	Regulatory Label for OptiPlex SFF Plus 2 60W/300W, FSJ	GWIB87H	[389-FBFZ]	676
Hard Drive Cables and Brackets	M.2 Caddy	GGPQ1ML	[575-BBKX]	705
Intel Responsiveness Technologies	SW Driver, Intel Rapid Storage Technology, OptiPlex Small Form	G1523VT	[658-BFQF]	707
Processor Label	Intel® Core™ i7 Processor Label	G3P1WL7	[340-CUEQ]	749
Transportation from ODM to region	Standard shipment	GQT8IGC	[800-BBIO]	200080
Protect your new PC	No anti-virus software	GD4K19S	[650-AAAM]	1014
Add-in Cards	No Additional Add In Cards	GNV4J7Q	[382-BBHX]	583
Stands and Mounts	No Stand or Mount	GJO5ZSE	[575-BBBI]	558
Adapter	No Additional Cable	GIX0L8M	[379-BBCY]	592
FGA Module	No FGA	NOFGA	[817-BBBB]	572
Speakers	Internal Speaker	GR068XC	[520-AARD]	18
Systems Management	No Out-of-Band Systems Management	GGUKB3Y	[631-ADPH]	49
Windows AutoPilot	No AutoPilot	GYE02AP	[340-CKSZ]	291
EPEAT 2018	EPEAT 2018 Registered (Silver)	GTZOE2H	[379-BDTO]	200331
Network Adapters (NIC)	No Additional Network Card Selected (Integrated NIC included)	G9MQCN3	[555-BBJO]	13
3rd Hard Drive	No Additional Hard Drive	G780XKR	[401-AANH]	54

Category	Description	Code	SKU	ID
Service	3Y ProSupport Next Business Day Onsite Service after remote diagnosis with HW-SW Support	PN3	[812-3886] [812-3908] [989-3449] [812-3894]	29
<b>Premier discount</b>				<b>-\$270,400.00</b>

Grouped with your Student PC Opti 7010 Plus SFF i73700 16gb 512SSD int video dvd rw wifi wired km 3YNBD + E222HAS Monit



Category	Description	Code	SKU	ID
Dell 22 Monitor - E2222H				
Discounted unit price: \$92.00				
<b>Estimated Delivery</b>				
FREE Standard Delivery to 78664 by Tuesday, March 5, 2024				
Catalog Number: 26 / e2222hsap				
200			\$139.99	\$27,998.00

Category	Description	Code	SKU	ID
Dell 22 Monitor - E2222H, 54.48cm (21.5")	Dell 22 Monitor - E2222H, 54.48cm (21.5")	GP2H5T1	[210-BBBO]	1
Service	3Y Basic Hardware Service with Advanced Exchange after remote diagnosis	AE3Y	[814-9340] [814-9341]	29
<b>Premier discount</b>				<b>-\$9,598.00</b>

**Bundle Total: \$227,400.00**

Savings: \$279,998.00

**Subtotal (400): \$227,400.00**

Savings \$279,998.00

**Subtotal (400) \$227,400.00**

Estimated Shipping \$0.00

**Total \$227,400.00**

**Support** Support

Order Status

Drivers & Downloads

Product Support

Support by Topic

Warranty Information

Order Support

**Your Products** Your Products

Quotes

Sales Quotes

Systems

Peripherals

**Account** Account

Your Profile

Dell Contacts

Address Book

Copyright © 2024 Dell Inc.      Legal & Regulatory      Terms of Sale      Privacy Statement

Do Not Sell or Share My Personal Information      Accessibility      Anti-Slavery & Human Trafficking

Ultrabook, Celeron, Celeron Inside, Core Inside, Intel, Intel Logo, Intel Atom, Intel Atom Inside, Intel Core, Intel Inside, Intel Inside Logo, Intel vPro, Itanium, Itanium Inside, Pentium, Pentium Inside, vPro Inside, Xeon, Xeon Phi, Xeon Inside, and Intel Optane are trademarks of Intel Corporation or its subsidiaries in the U.S. and/or other countries.

Same day shipment subject to order size limitations, Dell standard shipping methods and payment via credit card, gift card or Dell Business Credit. ^ Notification will be provided if there are payment delays which could impact shipping date. Electronics and accessories may ship separately.

Smart Selection. Limited quantities. Only available for orders placed by 5:59 p.m. CT Mon.–Thurs. Systems shipped the next business day after an order is placed. Subject to order approval. Software and accessories not part of the configuration will be shipped separately and may arrive after your system. Please note that Smart Selection Configuration pricing cannot be combined with other pricing offers or discounts provided or agreed to by Dell. Orders with Custom Factory Integration might require additional processing time.

**Onsite Service After Remote Diagnosis and Other Important Information:** \*On-site Service or Advanced Exchange Service after remote diagnosis: (a) On-site Service after remote diagnosis is determined by the online or phone technician, and may involve customer access to the inside of the system and multiple extended sessions. If the issue is covered by the Limited Hardware Warranty and cannot be resolved remotely, the technician and/or replacement part will be dispatched, usually in 1 or 2 business days, following the completion of the remote diagnosis. The customer must return the original hardware to Dell according to the rules specified. On-site service is provided by Dell Marketing L.P; Availability varies. Other conditions apply. (b) Advanced Exchange Service replaces hardware after remote diagnosis. The customer must return the original hardware to Dell according to the rules specified. Advanced Exchange Service is subject to country availability. (c) For complete details about On-site Service or Advanced Exchange Service, see [dell.com/servicecontracts](https://dell.com/servicecontracts)

**^DELL BUSINESS CREDIT (DBC):** Offered to business customers by WebBank, who determines qualifications for and terms of credit. Taxes, shipping and other charges are extra and vary. The Total Minimum Payment Due is the greater of either \$20 or 3% of the New Balance shown on the statement rounded up to the next dollar, plus all past due amounts. Dell and the Dell logo are trademarks of Dell Inc.

**\*\*Payment solutions provided and serviced by Dell Financial Services L.L.C. or its affiliate or designee ("DFS") for qualified customers.** Offers may not be available or may vary in certain countries. Where available offers may be changed without notice and are subject to product availability, applicable law, credit approval, documentation provided by and acceptable to DFS and may be subject to minimum transaction size. Offers not available for personal, family or household use. Dell Technologies and the Dell Technologies logo are trademarks of Dell Inc. Restrictions and additional requirements may apply to transactions with governmental or public entities.

**<sup>1</sup>Subject to applicable law and regulations. ALL ORDERS ARE SUBJECT TO APPROVAL AND ACCEPTANCE BY DELL.** Pricing, availability and other terms of offer may be withdrawn or changed without notice. Dell cannot be held responsible for errors in typography or photography.

**\*Based on Dell analysis of storage software deployable on AWS, Azure, and Google Cloud, May 2023. 90-day evaluation: Applies to Dell licenses only for APEX Block Storage for AWS and APEX Navigator for Multicloud Storage. Subject to availability. Terms and conditions apply: For Dell APEX Navigator for Multicloud Storage view the [Dell Cloud Service Offering Agreement](#) or [Dell APEX Navigator for Multicloud Service Offering Description](#). For Dell APEX Block Storage for AWS, view [Dell's Software Evaluation Agreement](#).**

**ALL ORDERS ARE SUBJECT TO APPROVAL AND ACCEPTANCE BY DELL.** Pricing, availability and other terms of offer may be withdrawn or changed without notice. Dell cannot be held responsible for errors in typography or photography.

**SUBJECT:** Purchase of District Chromebooks

**PRESENTER:** Blanca I. Lopez, Executive Director for Business Operations

**BACKGROUND INFORMATION**

This contract intends to provide a method to procure District Chromebooks to meet the District's needs.

**ADMINISTRATIVE CONSIDERATIONS**

The purchase will be made using an Inter-local Purchasing Co-op. Using an Inter-local Purchasing Co-op complies with purchase requirements of TEC 44.031(a)(4) and local board policy requiring an approved purchasing method for contracts valued at \$50,000 or greater.

**FUNDING SOURCE AND AMOUNT**

Federal Funds

Estimated Expenditure \$1,246,000

**RECOMMENDATION**

Administration recommends awarding the contract to CDW Government.

**CONTACT PERSON(S)**

Blanca I. Lopez, Executive Director for Business Operations  
Noe Pena, Director for Technology Systems  
Anabel Garza, Coordinator for Purchasing



FY2024 Term Contract:	District Chromebooks #TIPS 230105
Awarded To:	1. <u>CDW Government</u>
Term:	One Time Purchase
Term Period:	April 2024 – Completion





Thank you for choosing CDW. We have received your quote.

# QUOTE CONFIRMATION

**NOE PENA,**

Thank you for considering CDW•G for your technology needs. The details of your quote are below. **If you are an eProcurement or single sign on customer, please log into your system to access the CDW site.** You can search for your quote to retrieve and transfer back into your system for processing.

For all other customers, click below to convert your quote to an order.

This quote is subject to CDW's Third Party Cloud Services Order Form Terms and Conditions set forth at <https://www.cdwg.com/content/cdwg/en/terms-conditions/third-party-cloud-services-order-form-terms-and-conditions-.html>

**Convert Quote to Order**

QUOTE #	QUOTE DATE	QUOTE REFERENCE	CUSTOMER #	GRAND TOTAL
NTMK425	2/29/2024	100E G4	0858352	<b>\$1,246,000.00</b>

QUOTE DETAILS				
ITEM	QTY	CDW#	UNIT PRICE	EXT. PRICE
<a href="#">Lenovo 100e Chromebook Gen 4 - 11.6" - MediaTek Kompanio 520 - 4 GB RAM - 3</a> Mfg. Part#: 82W00001US Contract: TIPS 230105 Tech Solutions, Products, and Services (230105)	4000	7377715	\$199.00	\$796,000.00
<b>NEW ITEM</b> Mfg. Part#: NEW-ITEM CDW 3Y Premium ADP Contract: MARKET	4000	NEW-ITEM	\$65.00	\$260,000.00
<a href="#">Google Chrome Education Upgrade</a> Mfg. Part#: CROS-SW-DIS-EDU-NEW Electronic distribution - NO MEDIA Contract: TIPS 230105 Tech Solutions, Products, and Services (230105)	4000	5988499	\$29.50	\$118,000.00
<a href="#">MAXCases Extreme Shell F - notebook shell case</a> Mfg. Part#: LN-ESF-300EW-G4-GRY Contract: TIPS 230105 Tech Solutions, Products, and Services (230105)	4000	7535132	\$18.00	\$72,000.00

These services are considered Third Party Services, and this purchase is subject to CDW's [Third Party Cloud Services Terms and Conditions](#), unless you have a written agreement with CDW covering your purchase of products and services, in which case this purchase is subject to such other written agreement.

The third-party Service Provider will provide these services directly to you pursuant to the Service Provider's standard terms and conditions or such other terms as agreed upon directly between you and the Service Provider. The Service Provider, not CDW, will be responsible to you for delivery and performance of these services. Except as otherwise set forth in the Service Provider's agreement, these services are non-cancellable, and all fees are non-refundable.

<b>SUBTOTAL</b>	\$1,246,000.00
<b>SHIPPING</b>	\$0.00
<b>SALES TAX</b>	\$0.00
<b>GRAND TOTAL</b>	<b>\$1,246,000.00</b>

PURCHASER BILLING INFO	DELIVER TO
<b>Billing Address:</b> MISSION CISD ACCTS PAYABLE 1201 BRYCE DR MISSION, TX 78572-4399 <b>Phone:</b> (956) 323-5524 <b>Payment Terms:</b> NET 30 Days-Govt/Ed	<b>Shipping Address:</b> MISSION CISD 723 N HOLLAND AVE MISSION, TX 78572-4919 <b>Shipping Method:</b>
	<b>Please remit payments to:</b> CDW Government 75 Remittance Drive Suite 1515 Chicago, IL 60675-1515



### Sales Contact Info

**Mike Smith** | (866) 691-7123 | [mike.smith@cdw.com](mailto:mike.smith@cdw.com)

LEASE OPTIONS			
FMV TOTAL	FMV LEASE OPTION	BO TOTAL	BO LEASE OPTION
\$1,246,000.00	\$35,261.80/Month	\$1,246,000.00	\$40,544.84/Month

Monthly payment based on 36 month lease. Other terms and options are available. Contact your Account Manager for details. Payment quoted is subject to change.

#### Why finance?

- Lower Upfront Costs. Get the products you need without impacting cash flow. Preserve your working capital and existing credit line.
- Flexible Payment Terms. 100% financing with no money down, payment deferrals and payment schedules that match your company's business cycles.
- Predictable, Low Monthly Payments. Pay over time. Lease payments are fixed and can be tailored to your budget levels or revenue streams.
- Technology Refresh. Keep current technology with minimal financial impact or risk. Add-on or upgrade during the lease term and choose to return or purchase the equipment at end of lease.
- Bundle Costs. You can combine hardware, software, and services into a single transaction and pay for your software licenses over time! We know your challenges and understand the need for flexibility.

#### General Terms and Conditions:

This quote is not legally binding and is for discussion purposes only. The rates are estimate only and are based on a collection of industry data from numerous sources. All rates and financial quotes are subject to final review, approval, and documentation by our leasing partners. Payments above exclude all applicable taxes. Financing is subject to credit approval and review of final equipment and services configuration. Fair Market Value leases are structured with the assumption that the equipment has a residual value at the end of the lease term.

### Need Help?

 My Account

 Support

 Call 800.800.4239



# Price Quote

Date	Estimate #
12/4/2023	PQ2303211058

1 Sun Court NW  
 Peachtree Corners, GA 30092  
 www.virtucom.com

To  
 Accounts Payable  
 Mission CISD  
 1201 Bryce Drive  
 Mission TX 78572  
 United States

Expires	Sales Rep	Memo
3/31/2024	Beck, Sean	RFP #340-24-0

Item	Description	Quantity	Unit Price	Amount
**	HP 11 G9 Chromebook 3V2Y2UT 4GB 32GB non-touch 11.6" LCD with Maxcase extreme shell F slide case, Google console license, 3 year ADP.  Per RFP Award 340-24-0	4,000	334.60	1,338,400.00

<b>We appreciate your business.</b>	<b>Total</b>	\$1,338,400.00
	We appreciate the opportunity to quote. If you have any questions, please call us at (800)890-2611 or fax us at (770)908-8007	

Unless otherwise noted, prices on this quote are good for thirty (30) days from the above date. This does not promise a delivery date or availability of the product (s). This quote is non-transferable and valid only for the company/individual named above. No refunds on deposits for special order items. Our standard terms and conditions apply. Page 6 of 6

# SALES QUOTE

GovConnection, Inc.  
732 Milford Road  
Merrimack, NH 03054

**Account Executive:** Brian K Massey  
**Phone:** 800-800-0019  
**Fax:** 603-683-1514  
**Email:**

**# 25602681.03**

PLEASE REFER TO THE ABOVE  
QUOTE # WHEN ORDERING

**Date:** 2/29/2024  
**Valid Through:** 3/14/2024  
**Account #:** K08070

**Customer Contact:** Marla Caceres  
**Email:** mbcace40@mcisd.org

**Phone:** (956) 323-5300  
**Fax:** (956) 323-5319

QUOTE PROVIDED TO:	SHIP TO:
AB#: 755294 <b>MISSION CONSOLIDATED ISD</b> ACCOUNTS PAYABLE 1201 BRYCE DRIVE MISSION, TX 78572 US (956) 323-5524	AB#: 22422881 <b>MISSION C.I.S.D</b> Technology Department 925 E Business Hwy 83 Mission, TX 78572 US (956) 323-5316

DELIVERY	FOB	SHIP VIA	SHIP WEIGHT	TERMS	CONTRACT ID#
5-30 Days A/R/O	Destination	Heavy Weight Ground	.00 lbs	Net 30 Days	

Important Notice: --- THIS QUOTATION IS SUBJECT TO THE FOLLOWING Terms of Sale: All purchases from GovConnection, Inc. are subject to the Company's Standard Terms of Sale, which describe important legal rights and obligations. You may review the Company's Standard Terms of Sale on the Company's website: www.govconnection.com, or you may request a copy via fax, e-mail, or mail by calling your account representative. The only exception to this policy is if your order is being placed under any one of our many national, state, educational or cooperative Agreements, in which case the Terms and Conditions of your Purchase Order are already pre-negotiated and stated in that Agreement. No other Terms and Conditions shall apply and any other terms and conditions referenced or appearing in your Purchase Order are considered null and void. Please refer to our Quote Number in your order.

* Line #	Qty	Item #	Mfg. Part #	Description	Mfg.	Price	Ext
1	4,000	<a href="#">41609472</a>	82W00001US	100e Chromebook G4 MT Kompanio 520 / 4GB / 32GB eMMC / ax / BT / WC / 11.6" HD / Chrome OS Lenovo Commercial Systems	Lenovo Commercial Systems	\$ 213.53	\$ 854,120.00
2	4,000	41760855	5PS1P31681	Acad. 3Y Advanced Protect 100 G4 Lenovo Think Plus - ThinkPad Protection/Services	Lenovo Think Plus - ThinkPad Protection/Services	\$ 86.53	\$ 346,120.00
3	4,000	41216547	CROSSWDISEDUNEW	Acad. Chrome OS Management Console Perpetual License Google	Google	\$ 30.92	\$ 123,680.00
<b>Subtotal</b>						<b>\$</b>	<b>1,323,920.00</b>
<b>Fee</b>						<b>\$</b>	<b>0.00</b>
<b>Shipping and Handling</b>							<b>CALL!</b>
<b>Tax</b>							<b>Exempt!</b>
<b>Total</b>						<b>\$</b>	<b>1,323,920.00</b>

**ORDERING INFORMATION**  
**GovConnection, Inc. DBA Connection**

**Please contact your account manager with any questions.**

<p><b>Ordering Address</b>          GovConnection, Inc.          732 Milford Road          Merrimack, NH 03054</p>	<p><b>Remittance Address</b>          GovConnection, Inc.          Box 536477          Pittsburgh, PA 15253-5906</p>
--	--

**Please reference the Contract # on all purchase orders.**

**TERMS & CONDITIONS**

Payment Terms:	NET 30 (subject to approved credit)
FOB Point:	DESTINATION (within Continental US)
Maximum Order Limitation:	NONE
FEIN:	52-1837891
DUNS Number:	80-967-8782
CEC:	80-068888K
Cage Code:	OGTJ3
Business Size:	LARGE
Erate Spin Number:	143026005

WARRANTY: Manufacturer's Standard Commercial Warranty

NOTE: It is the end user's responsibility to review, understand and agree to the terms of any End User License Agreement (EULA).

*Important Notice: --- THIS QUOTATION IS SUBJECT TO THE FOLLOWING Terms of Sale: All purchases from GovConnection, Inc. are subject to the Company's Standard Terms of Sale, which describe important legal rights and obligations. You may review the Company's Standard Terms of Sale on the Company's website: [www.govconnection.com](http://www.govconnection.com) or you may request a copy via fax, e-mail, or mail by calling your account representative. The only exception to this policy is if your order is being placed under any one of our many national, state, educational or cooperative Agreements, in which case the Terms and Conditions of your Purchase Order are already pre-negotiated and stated in that Agreement. No other Terms and Conditions shall apply and any other terms and conditions referenced or appearing in your Purchase Order are considered null and void. Due to the industry-wide constraints and fluctuations, we reserve the right to change pricing at any time. Please refer to our Quote Number in your order.*

If you require a hard copy invoice for your credit card order, please visit the link below and click on the Proof of Purchase/Invoice link on the left side of the page to print one: <https://www.govconnection.com/web/Shopping/ProofOfPurchase.htm>

**Please forward your Contract or Purchase Order to:**  
[SLEDOPS@connection.com](mailto:SLEDOPS@connection.com)  
**QUESTIONS: Call 800-800-0019**

**SUBJECT:** Contract for E-Rate 27 Bus Wi-Fi

**PRESENTER:** Blanca I. Lopez, Executive Director for Business Operations

### **BACKGROUND INFORMATION**

The E-Rate program was authorized by Congress as part of the Telecommunications Act of 1996 and created by the Commission in 1997 to, among other things, enhance, to the extent technically feasible and economically reasonable, access to advanced telecommunications and information services for all public and nonprofit elementary and secondary school classrooms and libraries. Through the E-Rate program, eligible schools, libraries, and consortia may request universal service support for “category one” services (which provide connectivity, including broadband connectivity, to eligible school and library locations) and “category two” services (which provide connectivity within eligible school and library locations), primarily for educational purposes.

Although the E-Rate program does not provide support for most off-campus services, the Commission has permitted the use of E-Rate-funded services in certain limited circumstances. Therefore, consistent with the Commission’s past determinations regarding other eligible off-campus use of E-Rate-supported services, this Declaratory Ruling, if adopted, clarifies that the use of Wi-Fi, or other similar access point technologies, on school buses is an educational purpose and the provision of such service is therefore eligible for E-Rate funding.

This proposal will continue to provide Bus Wi-fi services now leveraging the Schools and Libraries Division E-Rate. E-Rate discounts range from 10 to 90 percent based on a school’s economically disadvantaged population. For 2024-2025, Mission CISD is eligible for a 90% discount for Priority 1.

Once the contract is awarded, Mission CISD must complete the necessary applications and submit them to the Schools and Libraries Division Universal Service Program (E-Rate). For Mission CISD to receive this support, it must, a) self-certify that it has a plan for securing access to all necessary resources, b) comply with all state and local laws and policies governing the procurement, and show proof of compliance.

### **ADMINISTRATIVE CONSIDERATIONS**

The District solicited Requests for Quotes in compliance with TEC Sec 44.031(a), requiring an approved procurement method for expenditures of similar categories valued at an annual aggregate of \$50,000 or greater.

This quote request was sent to all known vendors and was also available on the USAC’s website for at least twenty-eight (28) days.

A summary of the response review and evaluation process is as follows:

- 1. Number of responses received: 8
- 2. Number of vendors awarded: 1

**FUNDING SOURCE AND AMOUNT**

Currently, this proposal does not need a funding source. The proposed costs will be used to submit the E-Rate 27 FY2024 application. Funding allocations will be considered during the budget review for the 2024 – 2025 school year from local maintenance funds.

District Cost Estimated \$35,653

**RECOMMENDATION**

Administration recommends awarding the contract to Kajeet, Inc.

**CONTACT PERSON(S)**

Blanca I. Lopez, Executive Director for Business Operations  
Noe Peña, Director for Technology Systems  
Jose Alberto Gonzalez, Network Coordinator  
Anabel Garza, Coordinator for Purchasing



CHANGING THE  
**WORLD**  
THEIR FUTURE,  
OUR MISSION

FY2024 Term C tract:	E-Rate 27 Bus Wi-Fi #345-24-0
Awarded To:	<u>1. Kajeet, Inc.</u>
Term:	One Year
Term Period :	July 2024 – June 2025

Mission CISD E-Rate 27 Funding Year 2024 - Evaluation and Recommendation

Form 470-FY24-ERate-27									
Internet Access		AT&T	Kajeet	Netsync	SHI	Premier Wireless	RNC	CDW	CYTRANET
3.1	Bus Wifi Option 1 - Portable	\$ 467,565.96	\$ 356,530.80	INCOMPLETE	INCOMPLETE	INCOMPLETE	INCOMPLETE	INCOMPLETE	INCOMPLETE
3.2	Bus Wifi Option 2 - Installed				\$ 326,189.88				
	<b>TOTAL INTERNET ACCESS</b>		\$ 356,530.80						

TOTALS	Totals Recommended Vendor b	Total Cost	
	Internet Access Total	\$ 356,530.80	

	<b>TOTAL</b>	<b>\$ 356,530.80</b>
<b>Legend</b>		
	Recommended Vendors	8
	Incomplete Proposals	6
	<b>Grand Total</b>	<b>\$ 356,530.80</b>
	<b>E-Rate Eligible Projects</b>	<b>\$ 356,530.80</b>
	SLD Estimated Budget/Discount	320,877.72
	<b>MCISD Estimated Cost</b>	<b>\$ 35,653.08</b>
	<b>Total Cost to MCISD</b>	<b>\$ 35,653.08</b>
	10% For additional unexpected cc	\$ 3,565.31
	(Ineligibles determined by USAC)	
		<b>\$ 39,218.39</b>

## Bid Evaluation Matrix for Internet Access

	Criteria	Weight
a	Price of E-Rate eligible service/product	35
b	Reputation of vendor	15
c	Quality of vendor's services/products	15
d	Meet district's needs	10
e	Past relationship with vendor	10
f	Ability to comply with federal program rules	5
g	Long-term cost to district	10
	<b>Total</b>	<b>100</b>

	Bus Wifi	
	Kajeet	AT&T
a	35	27
b	15	10
c	15	10
d	10	10
e	10	5
f	5	5
g	10	5
	<b>100</b>	<b>72</b>

**SUBJECT:** Amended Order of General Election for the May 4, 2024, Mission CISD Board of Trustee Election

**PRESENTER:** Blanca I. Lopez, Executive Director for Business Operations

### **BACKGROUND INFORMATION**

The Texas Secretary of State's Election Law Calendar designates February 16, 2024, as the deadline for Mission CISD to issue the order for the May 4, 2024, General Election for Board of Trustee positions 2, 3, 4, and 5, in accordance with Election Code Sec. 3.005.

The order must include:

1. The date of the election;
2. The location of the main early voting polling place including the street address, room number, and building name. The order must designate which location is the main early voting polling place;
3. The offices or measures to be voted on;
4. (*Recommended*) Branch early voting polling places (see Notice of Elections above);
5. The dates and hours for early voting (recommended for counties, but required for all other entities);
6. The dates and hours of any Saturday and Sunday early voting (if applicable, it is recommended that this information be included in the order for counties, but it must be included for all other entities); and
7. The early voting clerk's official mailing address or street address at which the clerk may receive delivery by common or contract carrier, if different, phone number, e-mail address, and the Internet website, if the early voting clerk has an Internet website.

### **ADMINISTRATIVE CONSIDERATIONS**

The Election Order was approved at the January 24 Board of Trustees Meeting. We are submitting an amended order for your consideration, which includes the polling locations, dates, and times for Early Voting and Election Day. The Early Voting Locations will be held at Alton Elementary and the Mission Parks and Recreation Center. Below you will find the Early Voting Dates and Times:

- Monday, April 22, 2024 – 7:00 a.m. – 7:00 p.m.
- Tuesday, April 23, 2024 – 7:00 a.m. – 7:00 p.m.
- Wednesday, April 24, 2024 – 7:00 a.m. – 7:00 p.m.
- Thursday, April 25, 2024 – 7:00 a.m. – 7:00 p.m.
- Friday, April 26, 2024 – 7:00 a.m. – 7:00 p.m.
- Saturday, April 27, 2024 – 7:00 a.m. – 7:00 p.m.
- Sunday, April 28, 2024 - Closed
- Monday, April 29, 2024 – 7:00 a.m. – 7:00 p.m.
- Tuesday, April 30, 2024 – 7:00 a.m. – 7:00 p.m.

The Election Day locations will be held at Mission Parks and Recreation Center, Castro Elementary, Mission High School, Pearson Elementary, Alton

Elementary, and Rafael Cantu Junior High School. Election Day will be Saturday, May 4, 2024, from 7:00 a.m. through 7:00 p.m.

**FUNDING SOURCE AND AMOUNT**

Not Applicable

**RECOMMENDATION**

Approval of the Amended Order of General Election for May 4, 2024, Mission CISD Board of Trustees Election.

**CONTACT PERSON (S)**

Blanca I. Lopez, Executive Director for Business Operations  
Sylvia Cruz, Director for Employee Benefits and Risk Management

**ORDER OF GENERAL ELECTION FOR OTHER POLITICAL SUBDIVISIONS  
 ORDEN DE ELECCIÓN GENERAL PARA OTRAS SUBDIVISIONES POLÍTICAS**

An election is hereby ordered to be held on 05 / 04 /2024 for the purpose of voting on:  
 (date)

(*Por la presente se ordena celebrar una elección el 05 / 04 /2024 con el propósito de votar sobre.*)  
 (fecha)

List Offices/Propositions/Measures on the ballot (*Enúmere los puestos/proposiciones/medidas oficiales en la boleta*)

Place 2 MCISD Board of Trustee - Iris Iglesias
Place 3 MCISD Board of Trustee - Jerry Zamora
Place 4 MCISD Board of Trustee - Roy Vela
Place 5 MCISD Board of Trustee - Juan M. Gonzalez

Early voting by personal appearance will be conducted each weekday at:  
 (*La votación adelantada en persona se llevará a cabo de lunes a viernes en:*)

The Main Early Voting Location (*sitio principal de votación adelantada*)

Location ( <i>sitio</i> )	Hours ( <i>horas</i> )
Mission Parks & Recreation Center 721 Bryan Road Mission Texas 78572	Same dates and times as Branch Early Voting Location (see below)

Branch Early Voting Locations (*sucursal sitios de votación adelantada*)

Location ( <i>sitio</i> )	Hours ( <i>horas</i> )
Alton Elementary 205 N. Chicago Alton Texas 78573	Monday, April 22, 2024 7:00 am - 7:00 pm
	Tuesday, April 23, 2024 7:00 am - 7:00 pm
	Wednesday, April 24, 2024 7:00 am - 7:00 pm
	Thursday, April 25, 2024 7:00 am - 7:00 pm
	Friday, April 26, 2024 7:00 am - 7:00 pm
	Monday, April 29, 2024 7:00 am - 7:00 pm
	Tuesday, April 30, 2024 7:00 am - 7:00 pm

Early voting by personal appearance will be conducted each weekend at:  
 (*La votación adelantada en persona se llevará a cabo en el fin de semana en:*)

The Main Early Voting Location (*sitio principal de votación adelantada*)

Location ( <i>sitio</i> )	Hours ( <i>horas</i> )
Mission Parks & Recreation Center 721 Bryan Road Mission Texas 78572	Same dates and times as Branch Early Voting Location (see below)

Branch Early Voting Locations (*sucursal sitios de votación adelantada*)

Location ( <i>sitio</i> )	Hours ( <i>horas</i> )
Alton Elementary 205 N. Chicago Alton Texas 78572	Saturday, April 27, 2024 7:00 am - 7:00 pm
	Sunday, April 28, 2024 CLOSED/CERRADO

Hilda A. Salinas  
Name of Early Voting Clerk  
(Nombre del Secretario/a de la Votación Adelantada)

213 S. Closner Blvd.  
Address (Dirección)

Edinburg, Texas                      78539-4558  
City (Ciudad)                              Zip Code (Código Postal)

956-318-2570  
Telephone Number (Número de teléfono)

elections@co.hidalgo.tx.us  
Email Address (Dirección de Correo Electrónico)

<https://www.hidalgocounty.us/105/Elections-Department>  
Early Voting Clerk's Website (Sitio web del Secretario/a de Votación Adelantada)

Applications for Ballots by Mail (ABBMs) must be received no later than the close of business on:  
(Las solicitudes para boletas que se votarán adelantada por correo deberán recibirse no más tardar de las horas de negocio el:)

04 / 23 / 2024  
(date)(fecha)

Federal Post Card Applications (FPCAs) must be received no later than the close of business on:  
(La Tarjeta Federal Postal de Solicitud deberán recibirse no más tardar de las horas de negocio el:)

04 / 23 / 2024  
(date)(fecha)

Issued this 20 day of March, 20 24.  
(day) (month) (year)

(Emitida este día 20 de Marzo, 20 24.)  
(día) (mes) (año)

Mr. Roy Vela

Signature of Presiding Officer (Firma del Dirigente que Preside)

Mr. Jerry Zamora

Signature of Board Member  
(Firma del Director)

Mr. Juan Gonzalez

Signature of Board Member  
(Firma del Director)

Mrs. Veronica Mendoza

Signature of Board Member  
(Firma del Director)

Mrs. Petra Ramirez

Signature of Board Member  
(Firma del Director)

Mrs. Minnie Rodgers

Signature of Board Member  
(Firma del Director)

Mrs. Iris Iglesias

Signature of Board Member  
(Firma del Director)

**Instruction Note: A copy of this election order must be delivered to the County Clerk/Elections Administrator and Voter Registrar not later than 60 days before election day.**

*Nota de Instrucción: Se deberá entregar una copia de esta orden de elección al/a la Secretario(a) del Condado/Administrador(a) de Elecciones y el/la Registrador(a) de Votantes a más tardar 60 días antes del día de elección.*

**SUBJECT:** Private bid submitted by the City of Alton for subject property in Cause No. T-087-09-A (Property ID 318408) in accordance with Texas Property Tax Code Sec. 34.05(i) and approval of resolution to execute the tax resale deed conveying the approved property

**PRESENTER:** Blanca I. Lopez, Executive Director for Business Operations

**BACKGROUND INFORMATION:**

The City of Alton has submitted a private bid for a property identified as Property ID 318408, which is involved in legal proceedings under Cause No. T-087-09-A. This action is in response to the property's tax-delinquent status, governed by the Texas Property Tax Code Sec. 34.05(i). The property's sale through a tax resale process aims to recover unpaid taxes while potentially returning the property to productive use within the community.

**ADMINISTRATIVE CONSIDERATIONS:**

N/A.

**FUNDING SOURCE AND AMOUNT:**

N/A.

**RECOMMENDATION:**

Administration will bring a recommendation for the approval of resolution to execute the tax resale deed conveying the approved property.

**CONTACT PERSON (S):**

Blanca I. Lopez, Executive Director for Business Operations

**LINEBARGER GOGGAN BLAIR & SAMPSON, LLP**

ATTORNEYS AT LAW

1512 S. LONE STAR WAY  
EDINBURG, TEXAS 78539

Tel: (956) 383-4500 / Fax: (956) 383-7820

March 20, 2024

Mr. Roy Vela  
Board President  
Mission Consolidated Independent School District  
1201 Bryce Drive  
Mission, TX 78572

Re: T-087-09-A; City of Alton and South Texas College, Et Al vs. The known and unknown heirs of Frank Vecchio A/K/A Joe F. Vecchio A/K/A Jose Francisco Vecchio A/K/A Frank Vecchio III (Deceased) and any other known or unknown person having a claim and/or interest to the property, Et Al

Dear Mr. Vela

In our capacity as the District's delinquent tax attorneys, we are tasked with foreclosing upon judgments rendered in favor of the District, which fail to get resolved through all reasonable collection efforts. The vast majority of properties that are foreclosed upon and placed for tax sale are sold at the first public auction; however, some properties do not receive the statutorily required minimum bid and are therefore *struck-off* to the taxing entities. This basically means the taxing entities jointly become the owners of the *struck-off* properties until the properties are later sold at a tax resale or through a *private bid* process. Although the Texas Property Tax Code allows for *struck-off* properties to be sold through a *private bid* process, our firm has a general policy to sell all *struck-off* properties through the public auction (resale) option instead – we believe the public auction option is more transparent and allows for a greater recovery of taxes owed. However, we will occasionally accept a *private bid* if it is made by a taxing entity (to acquire property for public use) or a private individual with a justified, compelling and documented reason.

On the above-referenced matter, our firm recently received a *private bid* for a *struck-off* property from the City of Alton. The City of Alton would like to purchase the subject property to expand the Josefa Garcia Park (public park located at the 1989 Alton school bus crash site). The 18-acre tract of land is landlocked and contains several caliche pits; therefore we do not believe the property is worth the \$540,000.00 the Hidalgo County Appraisal District has appraised it at. Hence is the reason the prior owner abandoned the property and quit paying taxes on the unmarketable tract of land. If acquired, the City of Alton plans to fill the caliche pits located on the subject property with water and expand its walking trails around the water features. Attached are copies of the City of Alton's bid and plans for the park expansion.

Given the unique circumstances (and very limited marketability) of the subject property and the City of Alton's plans to use the property for public use, our firm **recommends** that the District approves/accepts the City of Alton's private bid. We have also attached a bid analysis for your review, which details the prorated amount every taxing entity will receive if the private bid is approved/accepted by all taxing entities. Hidalgo County has already accepted/approved the private bid and we expect all other taxing entities to do the same.

We recommend placing the private bid on the District's next Board of Trustees meeting agenda as "Action: Review and act on private bid submitted by the City of Alton for subject property in Cause No. T-087-09-A (Property ID 318408) in accordance with Texas Property Tax Code Sec. 34.05(i)." and including the documents submitted by the City of Alton in the board packet. The item can be placed and acted upon as a consent agenda item should the District chose.

If accepted and approved by the District, please execute the attached resolution and return the executed resolution to our office. If you have any questions or would like additional information, please do not hesitate to contact me or Mr. Jeff Underwood (City of Alton City Manager).

Respectfully,

Linebarger Goggan Blair & Sampson, LLP

A handwritten signature in black ink that reads "Michael G. Cano". The signature is written in a cursive style with a large, sweeping initial "M".

Michael G. Cano  
Partner

**MISSION  
CONSOLIDATED INDEPENDENT SCHOOL DISTRICT**



**DELINQUENT TAX COLLECTION REPORT  
MARCH 20, 2024**





## CITY OF ALTON

TEXAS

509 S Alton Blvd. Alton, TX 78573 • Tel (956) 432-0760 • Fax (956) 432-0766 • www.alton-tx.gov

---

July 31, 2023

Michael Cano  
Linebarger Goggan Blair & Sampson, LLP  
1512 S. Lone Star Way  
Edinburg, TX 78539

RE: Tract for Park Expansion – Property ID 318408; T-087-09-A


Dear Mr. Cano:

Please accept this letter as the City of Alton's desire to offer a private bid for the subject tract of land. It is our understanding that the tract has been struck off to the taxing entities. Successful acquisition of the property will allow the City to expand Josefa Garcia Park, one of its community parks. I have included a schematic of the entire park, with the subject tract included as it has been part of our Parks Master Plan since 2017.

I have been authorized to offer ten (10) percent of the Hidalgo County Appraisal District value, an amount equal to \$54,000. Additionally, the City is willing to pay constable's fees and court costs. I have included a check in the amount of \$56,035, to be held in trust by your firm pending the outcome of the acquisition process.

Please let me know if there is any additional information needed.

Respectfully,



Jeff Underwood  
City Manager

**MISSION CONSOLIDATED INDEPENDENT SCHOOL DISTRICT**

**RESOLUTION NO.** \_\_\_\_\_

On the \_\_\_\_\_ day of \_\_\_\_\_, 2024, at the regularly scheduled meeting of the Mission Consolidated Independent School District Board of Trustees, a motion was duly made and seconded to resell the property described on the attached list, which was acquired by the County through previous tax foreclosure proceedings. The property was sold in accordance with Texas Tax Code Ann. §34.05.

Discussion was then conducted, and upon completion of the same the Mission Consolidated Independent School District Board of Trustees, called for a vote on the motion, and the same was passed by majority. Now therefore:

**BE IT RESOLVED** that the Mission Consolidated Independent School District Board of Trustees approved the bid received on the property described in the attached list and authorizes the Mission Consolidated Independent School District Board President to execute the tax resale deed conveying the approved property.

SIGNED on this \_\_\_\_\_ day of \_\_\_\_\_, 2024.

\_\_\_\_\_  
Roy Vela  
President

**ATTEST:**

\_\_\_\_\_  
Juan M. Gonzalez  
Board Secretary

**LINEBARGER GOGGAN BLAIR & SAMPSON, LLP**  
**PROPERTY INFORMATION**  
**MISSION CONSOLIDATED INDEPENDENT SCHOOL DISTRICT**

<b>SUIT NUMBER</b>	<b>LEGAL DESCRIPTION</b>	<b>ACCOUNT NUMBER</b>
T-087-09-A	The South 838.5 feet out of Lot 42-9, West Addition to Sharyland Subdivision, a subdivision in Hidalgo County, Texas, lying East of what is known as the Five Mile Line, Hidalgo County Water Control and Improvement District No. 7 Canal, according to the map or plat thereof, recorded in Volume 1, Page 56, Map Records of Hidalgo County, Texas and carried on the tax roll as 18.00 acres out of the South 1/2 of Lot 42-9, West Addition to Sharyland.	W0100-00-042-0009-10

PROPERTY INFORMATION			
<b>CASE NO STYLE:</b>	T-087-09-A; CITY OF ALTON AND SOUTH TEXAS COLLEGE, ET AL VS. THE KNOWN AND UNKNOWN HEIRS OF FRANK VECCHIO A/K/A JOE F. VECCHIO A/K/A JOSE FRANCISCO VECCHIO A/K/A FRANK VECCHIO III (DECEASED) AND ANY OTHER KNOWN OR UNKNOWN PERSON HAVING A CLAIM AND/OR INTEREST TO THE PROPERTY, ET AL		
<b>LEGAL DESCRIPTION:</b>	THE SOUTH 838.5 FEET OUT OF LOT 42-9, WEST ADDITION TO SHARYLAND SUBDIVISION, A SUBDIVISION IN HIDALGO COUNTY, TEXAS, LYING EAST OF WHAT IS KNOWN AS THE FIVE MILE LINE, HIDALGO COUNTY WATER CONTROL AND IMPROVEMENT DISTRICT NO. 7 CANAL, ACCORDING TO THE MAP OR PLAT THEREOF, RECORDED IN VOLUME 1, PAGE 56, MAP RECORDS OF HIDALGO COUNTY, TEXAS AND CARRIED ON THE TAX ROLL AS 18.00 ACRES OUT OF THE SOUTH 1/2 OF LOT 42-9, WEST ADDITION TO SHARYLAND.		
<b>TAX ACCT. NO.:</b>	W0100-00-042-0009-10	<b>PROPERTY ADDRESS:</b>	N MAYBERRY TX
<b>JUDGMENT DATE:</b>	FEBRUARY 27, 2018	<b>JUDGMENT YEARS:</b>	1981 - 2017
<b>TAX SALE DATE:</b>	MAY 01, 2018	<b>SHERIFF'S DEED RECORDED DATE:</b>	JUNE 05, 2018

TAX / BID INFORMATION			
<b>TOTAL BID AMT:</b>			\$56,035.00
<b>TOTAL JUDGMENT AMT:</b>	\$240,219.68	<b>APP. VALUE AT JUDGMENT:</b>	\$486,000.00
<b>Est. Costs of Sale:</b>	\$2,500.00	<b>CURRENT APP. VALUE:</b>	\$540,000.00
<b>TAXING ENTITIES:</b>	<b>JUDGMENT AMOUNT DUE:</b>	<b>PERCENTAGE TO BE RECEIVED</b>	<b>AMOUNT YOU WILL RECEIVE</b>
City of Alton	\$41,893.18	17.44%	\$9,382.12
Hidalgo County	\$52,157.61	21.71%	\$11,680.87
Mission C.I.S.D	\$116,046.16	48.30%	\$25,988.93
South Texas I.S.D	\$4,315.42	01.80%	\$966.45
Hid. Co. Drain. Dist. #01	\$6,978.43	02.91%	\$1,562.84
South Texas College	\$14,101.34	05.87%	\$3,158.04
United Irrigation District	\$4,727.54	01.97%	\$1,058.75

**NOTE:** All resale proceeds will be distributed pursuant to TEXAS PROPERTY TAX CODE Sec. 34.06 (b-e).

## Property Details

<b>Account</b>		
<b>Property ID:</b>	318408	<b>Geographic ID:</b> W0100-00-042-0009-10
<b>Type:</b>	Real	<b>Zoning:</b>
<b>Property Use:</b>		
<b>Location</b>		
<b>Situs Address:</b>	N MAYBERRY TX	
<b>Map ID:</b>		<b>Mapsco:</b>
<b>Legal Description:</b>	WEST ADDN. TO SHARYLAND 18 AC-S 1/2 LOT 42-9	
<b>Abstract/Subdivision:</b>	W010000 - WEST ADDN. TO SHARYLAND - SMS	
<b>Neighborhood:</b>	W010000	
<b>Owner</b>		
<b>Owner ID:</b>	116603	
<b>Name:</b>	HIDALGO COUNTY	
<b>Agent:</b>		
<b>Mailing Address:</b>	PO BOX 178 EDINBURG, TX 78540-0178	
<b>% Ownership:</b>	100.0%	
<b>Exemptions:</b>	EX-XV - Other Exemptions (including public property, religious organizations, charitable organizations, and other property not reported elsewhere) For privacy reasons not all exemptions are shown online.	

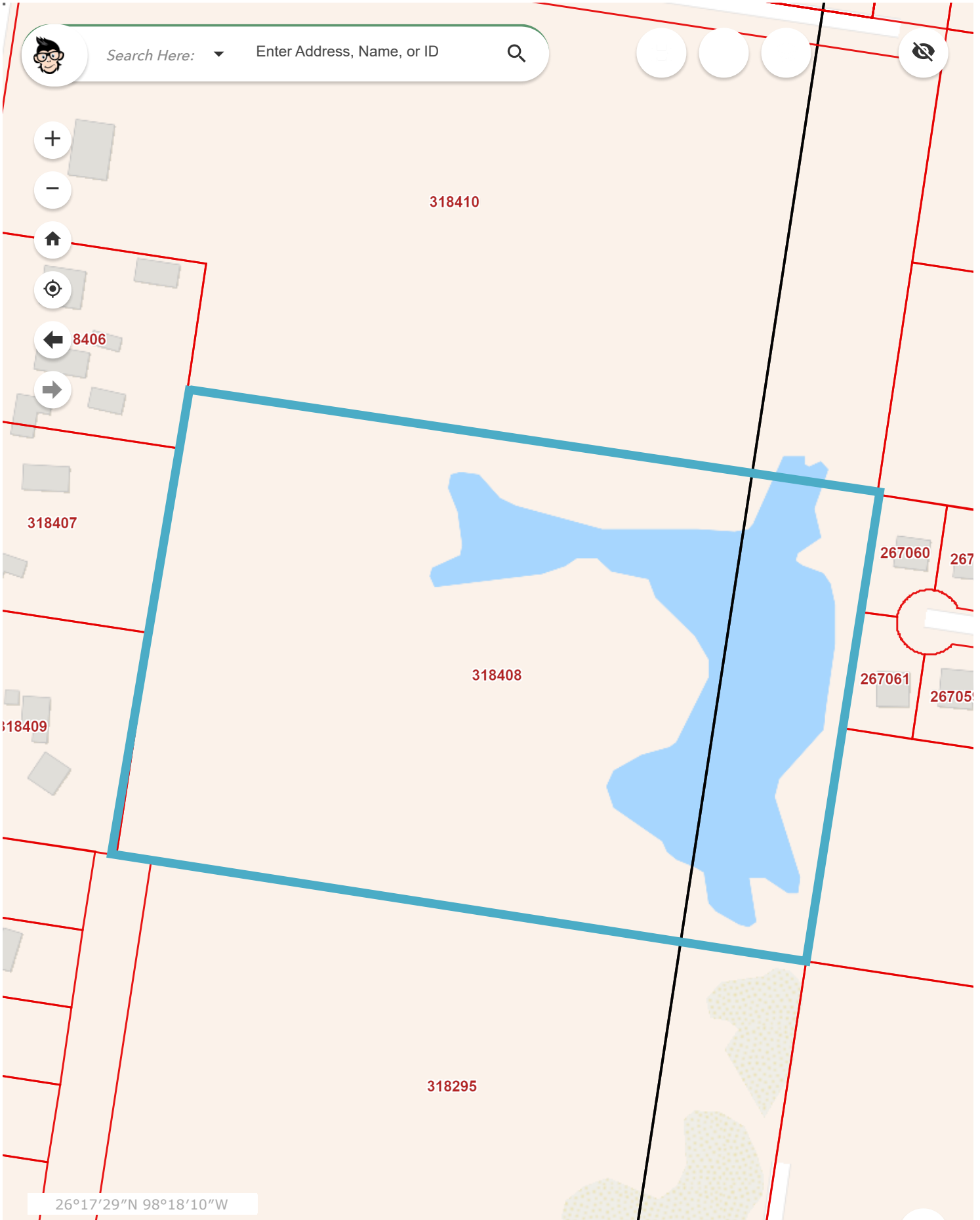
## Property Values

<b>Improvement Homesite Value:</b>	\$0 (+)
<b>Improvement Non-Homesite Value:</b>	\$0 (+)
<b>Land Homesite Value:</b>	\$0 (+)
<b>Land Non-Homesite Value:</b>	\$540,000 (+)
<b>Agricultural Market Valuation:</b>	\$0 (+)

<b>Market Value:</b>	\$540,000 (=)
<b>Agricultural Value Loss:</b> ⓘ	\$0 (-)
<b>Appraised Value:</b>	\$540,000 (=)
<b>Homestead Cap Loss:</b> ⓘ	\$0 (-)
<b>Assessed Value:</b>	\$540,000
<b>Ag Use Value:</b>	\$0

**VALUES DISPLAYED ARE 2024 PRELIMINARY VALUES AND SUBJECT TO CHANGE PRIOR TO CERTIFICATION.**

Information provided for research purposes only. Legal descriptions and acreage amounts are for appraisal district use only and should be verified prior to using for legal purpose and or documents. Please contact the Appraisal District to verify all information for accuracy.



0 100 200ft



© 2022 Eagleview

## MAP 5-1, JOSEFA GARCIA PARK CONCEPTUAL SITE PLAN

The Josefa Garcia Park conceptual site plan (**Map 5-1**) recommends a series of site enhancements and facility development intended to address many of the community needs identified in **Chapter 4, Needs Assessment**. Recommended park elements include:

### Northern Zone

- 1** Wild land restoration including:
  - Trails
  - Picnic tables
  - Native grasses and wildflower restoration
- 2** Water features for:
  - Small water craft launch
  - Regional storm water detention
  - Wildlife viewing / bird blinds

### Transition Zone

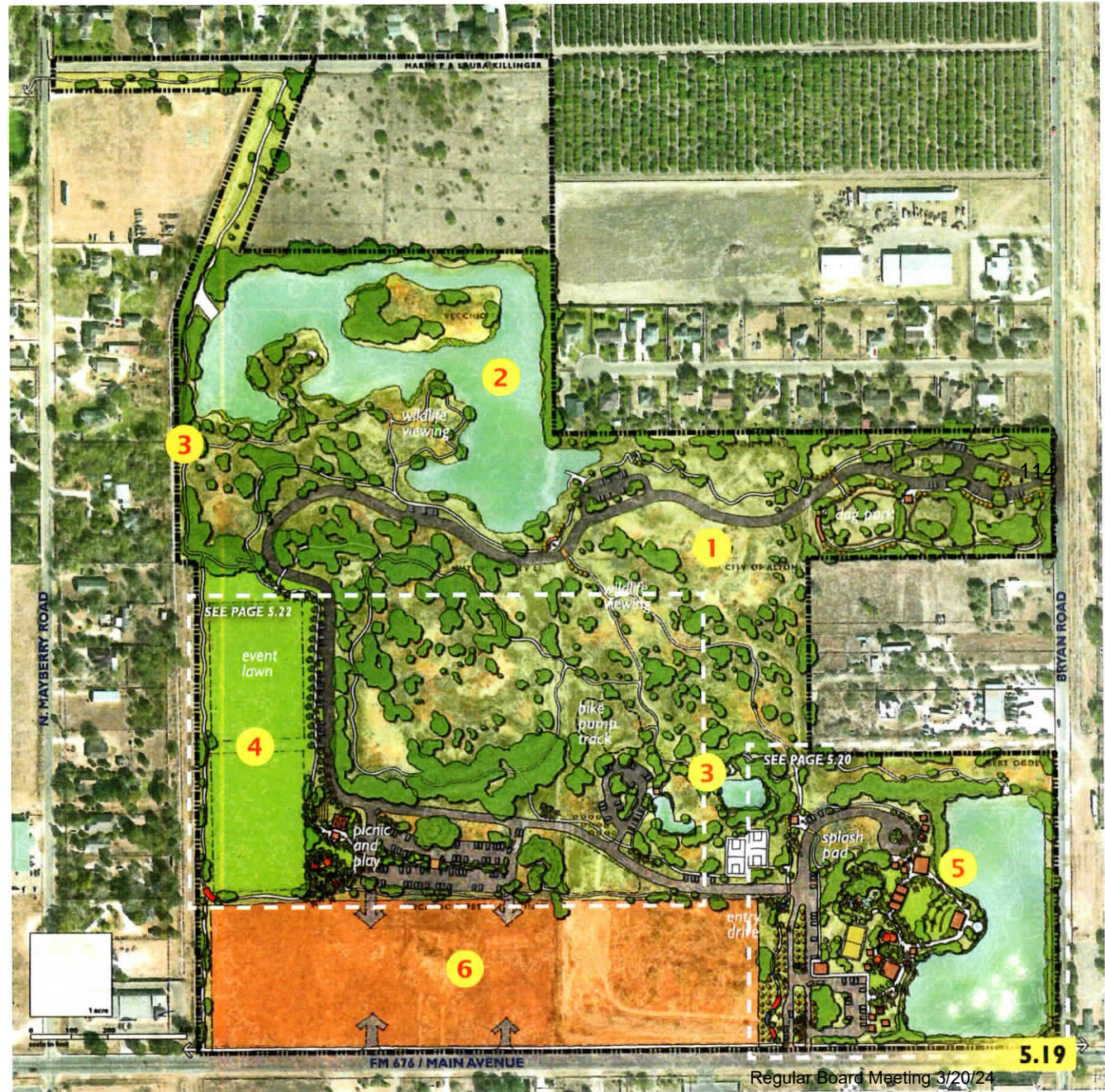
- 3** Primary multi-use trail corridor
  - Trailhead includes map, interpretive information, and shade.
  - May also include drinking fountain and restrooms.

### Southern Zone

- 4** Community event space including:
  - Trails and trailhead
  - Picnic tables
  - Large covered pavilion with surrounding gardens
  - Playground for all ages and abilities
  - Exercise stations
  - Event lawn (2 full size soccer fields)
  - Parking
- 5** Enhance existing park
  - Trails and trailhead
  - Playground for all ages and abilities
  - Splash pad

### Commerce Zone

- 6**
  - Fee-based recreation or general retail
  - Connectivity to regional trail system





Park Expansion-18 acres

Killinger's Water Well Drill

El Pato Online Ordering

Cast Sheet Metal

E Filmore Ave

115

Villa De Alton Apartments

TMC

Naranjos Apts.#21

Garcia Park

Bryan Blvd

Avenida St

Lil Farmers C

Roxanna Null Garcia

Main Ave

Palli Med Hospice

Regular Board Meeting 3/20/24

1000 page 14 of 15

Google Earth



**PHOTO NOT AVAILABLE - LANDLOCKED PROPERTY**  
**(PAGE INTENTIONALLY LEFT BLANK)**

**SUBJECT:** Low Attendance Day Waiver for January 17, 2024

Blanca Lopez, Executive Director for Finance

**PRESENTER:**

**BACKGROUND INFORMATION**

District or campuses may request an attendance waiver to excuse any instructional days from average daily attendance (ADA) and foundation school program (FSP) funding calculations that have attendance at least 10 percentage points below the last school year's overall average due to inclement weather, health, or safety-related issues.

On Wednesday, January 17, 2024, Mission CISD experienced low attendance due to inclement weather. The attendance percentage for the district was at least 10 percentage points below the previous school year's overall average for the district. Mission CISD's attendance was 76.79% compared to the previous year's average attendance of 90.636%.

**ADMINISTRATIVE CONSIDERATIONS**

If the waivers are approved by the school board and granted by TEA, the respective instructional days would be excluded from ADA calculations for these campuses for the current school year.

**RECOMMENDATION:**

Approval of Waiver Application for Low Attendance Day for Mission Consolidated Independent School District

**FUNDING SOURCE/ AMOUNT**

N/A

**CONTACT PERSON(S)**

Blanca I. Lopez, Executive Director for Finance  
Jorge Cavazos, Director for Information Systems

January 2024

DAILY

S	M	T	W	T	F	S
31	1	2	3	4	5	6
80° 50°	76° 58°	73° 60°	72° 50°	72° 46°	74° 49°	78° 48°
7	8	9	10	11	12	13
75° 54°	91° 65°	69° 47°	76° 43°	83° 54°	72° 50°	74° 43°
14	15	16	17	18	19	20
80° 50°	58° 32°	44° 28°	52° 27°	76° 42°	63° 51°	53° 39°
21	22	23	24	25	26	27
46° 41°	77° 46°	77° 65°	71° 64°	79° 60°	81° 63°	75° 55°
28	29	30	31	1	2	3

# District Attendance Percent by Date Range

School Year 2023 Report Start Date 01/17/2024 Report End Date 01/17/2024

School	EE	PK	KG	01	02	03	04	05	06	07	08	09	10	11	12	TOTAL
001-Mission High School												68.85%	65.27%	74.58%	70.16%	69.61%
002-Veterans Memorial High School												72.44%	75.28%	77.92%	77.33%	75.75%
004-Mission Collegiate High School												90.09%	80.17%	84.04%	89.47%	85.82%
038-Juvenile Justice A.E.P.														100.00%		100.00%
039-Roosevelt Alternative School									100.00%	50.00%	66.67%	55.56%	62.50%	60.00%	75.00%	63.10%
041-Mission Jr. High									75.85%	75.23%	78.50%					76.46%
042-Kenneth White Jr. High									78.37%	79.10%	85.95%					81.27%
043-Alton Memorial Jr. High									76.69%	81.79%	83.45%					80.72%
044-Rafael A. Cantu Jr. High									81.48%	70.05%	78.76%					76.57%
101-Bryan Elementary		82.40%	77.78%	77.33%	87.37%	84.16%	77.53%	87.80%								82.19%
102-Castro Elementary		65.31%	61.76%	69.05%	76.74%	71.70%	78.43%	77.14%								72.22%
104-Marcell Elementary	100.00%	85.14%	85.71%	77.42%	82.98%	85.11%	76.92%	82.46%								82.26%
105-Pearson Elementary		66.67%	71.43%	79.25%	81.82%	65.91%	75.00%	77.55%								74.48%
107-Alton Elementary		67.92%	82.98%	82.05%	82.50%	81.82%	81.63%	82.69%								80.00%
108-Cantu Elementary		58.95%	70.49%	68.06%	73.33%	69.44%	76.12%	80.88%								70.30%
109-Leal Elementary		70.97%	67.44%	72.31%	71.43%	80.36%	76.27%	66.67%								72.10%
110-Mims Elementary		75.20%	83.75%	87.38%	69.89%	92.39%	81.55%	80.00%								81.19%
111-O'grady Elementary	100.00%	71.43%	70.77%	74.14%	77.05%	81.67%	83.33%	85.94%								77.58%
112-Waitz Elementary		84.93%	78.72%	76.60%	87.80%	90.00%	76.92%	89.04%								83.97%
113-Salinas Elementary		89.71%	76.36%	75.00%	83.93%	71.43%	78.72%	76.74%								79.72%
114-Cavazos Elementary		78.89%	81.43%	83.33%	78.57%	92.86%	89.02%	93.42%								85.50%
115-Midkiff Elementary	100.00%	70.73%	84.00%	74.07%	84.09%	79.31%	76.60%	81.44%								78.22%
116-Escobar-Rios Elementary	33.33%	75.95%	67.44%	69.05%	73.21%	71.43%	77.08%	76.09%								72.95%
O001-Options MHS												0.00%	0.00%	25.00%	42.86%	23.81%
O002-Options VMHS													14.29%	43.75%	25.00%	32.26%
<b>DISTRICT TOTAL</b>	<b>66.67%</b>	<b>74.96%</b>	<b>76.78%</b>	<b>76.68%</b>	<b>79.15%</b>	<b>81.10%</b>	<b>79.23%</b>	<b>81.72%</b>	<b>77.98%</b>	<b>76.96%</b>	<b>81.98%</b>	<b>71.86%</b>	<b>70.06%</b>	<b>75.88%</b>	<b>74.30%</b>	<b>76.79%</b>

Printed on Wednesday, February 14, 2024 2:44 PM by Jorge Cavazos.

SUPERINTENDENT'S REPORT OF STUDENT ATTENDANCE

LEA-level Data | All Methods (Combined)

Campuses: All Campuses

2022 - 2023 Summer Collection, Resubmission

LEA: 108908 - MISSION CISD

Instruction Method: All Methods (Combined)

Total Grade Summary

	06	07	08	09	10	11	12	Total
B. Days Membership	132,938.0	131,123.0	134,718.0	190,480.0	185,245.0	161,788.0	159,498.0	1,952,837.5
C. Total Days Absent	8,567.0	9,417.0	10,837.0	26,152.5	25,062.0	22,125.0	24,735.0	182,859.5
D. Total Days Present	124,371.0	121,706.0	123,881.0	164,327.5	160,183.0	139,663.0	134,763.0	1,769,978.0
E. Total Ineligible Days	0.0	0.0	75.0	30.0	77.0	157.0	0.0	14,112.5
F. Total Eligible Days	124,371.0	121,706.0	123,806.0	164,297.5	160,106.0	139,506.0	134,763.0	1,755,865.5
G.1 BE - Elig Days Bilingual/ESL	46,489.0	47,132.5	45,959.0	66,610.0	57,883.0	43,344.0	37,747.0	382,252.0
G.2 D1 - Elig Days Bil Dual Lang	0.0	0.0	0.0	0.0	0.0	0.0	0.0	245,607.5
G.3 D2 (EB) - Elig Days Bil Dual Lang	0.0	0.0	0.0	0.0	0.0	0.0	0.0	21.0
G.4 D2 (Non-EB) - Elig Days Bil Dual Lang	0.0	0.0	0.0	0.0	0.0	0.0	0.0	6,609.5
H.1 Early Ed Eco Dis Elig Days	X	X	X	X	X	X	X	375,307.0
H.2 Early Ed Lang Elig Days	X	X	X	X	X	X	X	153,757.0
I. Eligible Days In Res Fac	0.0	0.0	0.0	0.0	0.0	0.0	0.0	0.0
J. Elig Days Preg Rel Serv	0.0	0.0	0.0	18.0	0.0	50.0	49.0	117.0
K. Elig Days SpecEd main	6,325.0	6,516.0	5,123.0	5,518.0	3,759.0	4,376.0	3,162.0	41,397.5
L.1 BE - Bil/ESL Refined ADA	274.868	278.617	271.888	392.333	340.995	255.490	222.615	2,255.220
L.2 D1 - Bil Dual Lang Refined ADA	0.000	0.000	0.000	0.000	0.000	0.000	0.000	1,447.606
L.3 D2 (EB) - Bil Dual Lang Refined ADA	0.000	0.000	0.000	0.000	0.000	0.000	0.000	0.130
L.4 D2 (Non-EB) - Bil Dual Lang Refined ADA	0.000	0.000	0.000	0.000	0.000	0.000	0.000	38.883
M. Res Fac Refined ADA	0.000	0.000	0.000	0.000	0.000	0.000	0.000	0.000
N. SpecEd Main Refined ADA	37.257	38.544	30.292	32.434	22.196	25.744	18.598	244.131
O.1 Early Ed Eco Dis Refined ADA	X	X	X	X	X	X	X	2,215.412
O.2 Early Ed Lang Refined ADA	X	X	X	X	X	X	X	907.191
P. Preg Related Serv FTE	0.000	0.000	0.000	0.032	0.000	0.085	0.081	0.198
Q.1 Career & Technical Ed FTE - Tier 1	0.000	0.000	0.000	0.008	0.678	1.569	0.334	2.590
Q.2 Career & Technical Ed FTE - Tier 2	0.000	59.684	61.851	193.073	251.629	157.213	128.120	851.570
Q.3 Career & Technical Ed FTE - Tier 3	0.000	1.161	5.961	7.025	25.131	131.866	203.123	374.266
R. Special Education FTE	21.520	18.956	16.272	20.560	18.871	14.575	37.185	343.485
S. Regular Program Ref ADA	712.815	638.381	646.591	746.567	646.299	516.188	424.950	8,779.462
T. Total Refined ADA	734.334	718.182	730.675	967.233	942.607	821.411	793.711	10,351.373
U. Percent in Attendance	93.556%	92.818%	91.956%	86.270%	86.471%	86.325%	84.492%	90.636%

NOTE: Detail may not add to totals due to rounding.

NOTE 2: The following reports should be reviewed concurrently to verify attendance data: PDM3-130-001, PDM3-130-002 & PDM3-130-004.

NOTE 3: This report has been expanded to include attendance fields that were implemented for remote learning. In addition to a combined All Methods page, this report has separate pages for each remote learning instructional method for all rows, excluding Days Taught, Days Membership, Total Days Absent, Total Days Present, Total Ineligible Days, and Percent in Attendance.

**SUBJECT:** Donations

**PRESENTER:** Blanca I. Lopez, Executive Director for Business Operations

**BACKGROUND INFORMATION**

In accordance with Board Policy CDC (Legal), all bequest of property for the benefit of the public schools shall, when not otherwise directed by the grantor, vest the property in the Board. Funds or other property donated, or the income therefrom, may be expended:

1. For any purpose designated by the donor that is in keeping with the lawful purposes of the schools that are to benefit from the donation; or
2. For any legal purpose if the donor designated no specific purpose.

The District receives donations from various sources throughout the school year. The majority of donations are given to the student activity funds to be used for student travel and awards. Some donations are in cash and some are non-cash, such as equipment, food, and services.

**ADMINISTRATION CONSIDERATION**

For the period reported, total donations were \$6,790. The largest cash donations received were two donations of \$1,500 each. There was a non-cash donation of \$607. These donations benefit our students.

**FUNDING SOURCE AND AMOUNT**

Not Applicable.

**RECOMMENDATION**

Approval of donations.

**CONTACT PERSON (S)**

Blanca Lopez, Executive Director for Business Operations  
Dora Garcia, Director for Budget and Finance  
Sylvia S. Esquivel, Accountant

Mission Consolidated Independent School District  
 Donations  
 For the Month of February 2024

Date	Campus / Scholarship	Cash	Non-Cash	Donor	Purpose
01/09/24	Veterans Memorial High School	185		JayCo Ink LLC	Swim
01/18/24	Veterans Memorial High School	1,500		Patriots Band Boosters	Band
01/19/24	Veterans Memorial High School	700		Carolina Ramos	Culinary Club
01/26/24	Mission Veterans High School	250		Dr. Christopher Martinez	Boys Basketball
01/29/24	Veterans Memorial High School/ Band	590		TMF	Band
01/31/24	Mims Elementary	1,000		Diana Paloma Rivera (TKC Environmental)	UIL
01/31/24	Veterans Memorial High School Patriot Engineering	250		Aspen	Engineering Robotics Teams - supplies and travel
01/31/24	Veterans Memorial High School Patriot Engineering	1,500		BDC Strategy and Research	Engineering Robotics Teams - supplies and travel
02/01/24	Veteran Memorial High School	50		Owen or Patricia Pickett	Softball team
02/02/24	MHS JROTC	465		Louis Allen Foundation	JROTC
02/28/24	Health Services Department		607	Masonic Children & Family Services of Texas	Dental kits for 1st grade students
02/28/24	Mission Collegiate High School	300		Jose Beas	Robotics competition
					122
	Total Donations	6,790	607		

**MISSION CISD  
CASH and INKIND/NONCASH DONATION FORM**

Veterans Memorial High School  
CAMPUS NAME

1-9-24  
Date

JayCo Ink LLC  
NAME OF DONOR

5400 N. Wave Rd Ste 30.  
Address

McAllen, Tx, 78504  
City, State, Zip

\_\_\_\_\_  
Telephone Number

185.00  
DONATION AMOUNT

<input checked="" type="checkbox"/>	<input type="checkbox"/>	<input type="checkbox"/>
Check	Cash	Inkind/Noncash donation

\_\_\_\_\_  
Revenue Account Number

1282  
Check #

**Description of Noncash donation-(Include an estimated value).**

\_\_\_\_\_

\_\_\_\_\_

\_\_\_\_\_

\_\_\_\_\_

\_\_\_\_\_

\_\_\_\_\_

\_\_\_\_\_

\_\_\_\_\_

\_\_\_\_\_

\_\_\_\_\_

**List below any restrictions for this donation: (Attach letter from donor if one is provided)**

\_\_\_\_\_

\_\_\_\_\_

\_\_\_\_\_

\_\_\_\_\_

\_\_\_\_\_

\_\_\_\_\_

\_\_\_\_\_

\_\_\_\_\_

\_\_\_\_\_

\_\_\_\_\_

  
PRINCIPAL'S SIGNATURE

\_\_\_\_\_  
Date

Instructions:

MISSION CISD

CASH and INKIND/NONCASH DONATION FORM

VMHS / Band 051  
CAMPUS NAME

1/18/24  
Date

Patriot Band Boosters  
NAME OF DONOR

P.O. Box 1793  
Address

P.O. Box 1793 Mission TX 78573  
City, State, Zip

956-789-2827  
Telephone Number

\$1,500.00  
DONATION AMOUNT

<input checked="" type="checkbox"/>	<input type="checkbox"/>	<input type="checkbox"/>
Check	Cash	Inkind/Noncash donation

Revenue Account Number

2619  
Check #

Description of Noncash donation-(Include an estimated value).

List below any restrictions for this donation: (Attach letter from donor if one is provided)

Funds to be donated for use by the VMHS Band program.

  
PRINCIPAL'S SIGNATURE

Date

Instructions:

This form is to be used whenever a campus receives a donation. Send the original form to the Finance Director and attach a copy to the receipt. The account number should be included and any restrictions stated by the donor. If funds are restricted, call the Business Office for account number. Some grants or donations will be classified as special revenues and require a new grant budget to be set up.

MISSION GISD  
CASH and INKIND/NONCASH DONATION FORM

VMHS

CAMPUS NAME

Carolina Ramos

NAME OF DONOR

Mission, Tx 78572

City, State, Zip

1-19-24

Date

505 S. Minnesota Rd

Address

(956) 340-3537

Telephone Number

\$700<sup>00</sup>

DONATION AMOUNT

063

Revenue Account Number


<input type="checkbox"/>	<input checked="" type="checkbox"/>	<input type="checkbox"/>
--------------------------	-------------------------------------	--------------------------

Check Cash Inkind/Noncash donation

Check #

Description of Noncash donation-(Include an estimated value).

List below any restrictions for this donation: (Attach letter from donor if one is provided)



PRINCIPAL'S SIGNATURE

Date

Instructions:

MISSION CISD  
CASH and INKIND/NONCASH DONATION FORM

Mission Veterans H.S.

CAMPUS NAME

1/26/24  
Date

Dr. Christopher Martinez

NAME OF DONOR

Address

Alton, TX.

City, State, Zip

583-9601  
Telephone Number

\$250.00

DONATION AMOUNT

<input checked="" type="checkbox"/>	<input type="checkbox"/>	<input type="checkbox"/>
Check	Cash	Inkind/Noncash donation

082


Revenue Account Number

2416  
Check #

Boys Basketball

Description of Noncash donation-(Include an estimated value).

List below any restrictions for this donation: (Attach letter from donor if one is provided)



PRINCIPAL'S SIGNATURE

1/24/24  
Date

Instructions:

MISSION CISD  
CASH and INKIND/NONCASH DONATION FORM

VMHS / Band 051  
CAMPUS NAME

1/29/24  
Date

TMF  
NAME OF DONOR

216 E. Business 83  
Address

San Juan TX 78589  
City, State, Zip

956-984-9468  
Telephone Number

590.00  
DONATION AMOUNT

<input checked="" type="checkbox"/>	<input type="checkbox"/>	<input type="checkbox"/>
Check	Cash	Inkind/Noncash donation

Revenue Account Number

1471  
Check #

Description of Noncash donation-(Include an estimated value).

List below any restrictions for this donation: (Attach letter from donor if one is provided)

  
PRINCIPAL'S SIGNATURE

2/1/24  
Date

Instructions:

This form is to be used whenever a campus receives a donation. Send the original form to the Finance Director and attach a copy to the receipt. The account number should be included and any restrictions stated by the donor. If funds are restricted, call the Business Office for account number. Some grants or donations will be classified as special revenues and require a new grant budget to be set up.

**MISSION CISD  
CASH and INKIND/NONCASH DONATION FORM**

Mims Elem  
CAMPUS NAME

1/31/24  
Date

Diana Paloma Rivera (TKC Environmental)  
NAME OF DONOR

667 Biddle St  
Address

San Benito, TX 78586  
City, State, Zip

956-241-5184  
Telephone Number

\$ 1,000.00  
DONATION AMOUNT

<input checked="" type="checkbox"/>	<input type="checkbox"/>	<input type="checkbox"/>
Check	Cash	Inkind/Noncash donation

461-00-5744-068-110-00-0-00 0056  
Revenue Account Number      Check #

**Description of Noncash donation-(Include an estimated value).**

Mrs. Rivera Donated \$ 1,000.00 for ULL.

128

**List below any restrictions for this donation: (Attach letter from donor if one is provided)**

  
PRINCIPAL'S SIGNATURE

1-31-24  
Date

**Instructions:**

This form is to be used whenever a campus receives a donation. Send the original form to the Finance Director and attach a copy to the receipt. The account number should be included and any restrictions stated by the donor. If funds are restricted, call the Business Office for account number. Some grants or donations will be classified as special revenues and require a new grant budget to be set up.

**MISSION CISD  
CASH and INKIND/NONCASH DONATION FORM**

Veterans Memorial High School/  
Patriot Engineering  
CAMPUS NAME

01/31//2024  
Date

Aspen  
NAME OF DONOR

5803 Caper Shores Ln  
Address

Sugar Land, TX, 77479  
City, State, Zip

(956) 279-0599  
Telephone Number

\$250.00  
DONATION AMOUNT

<input checked="" type="checkbox"/>	<input type="checkbox"/>	<input type="checkbox"/>
Check	Cash	Inkind/Noncash donation

061  
Revenue Account Number

489  
Check #

**Description of Noncash donation-(Include an estimated value).**  
Donation was made for VMHS-Patriot Engineering robotics teams. For supplies, travel, robotics components, and other costs associated with expenses related to the competitive robotics season.

**List below any restrictions for this donation: (Attach letter from donor if one is provided)**

  
PRINCIPAL'S SIGNATURE

2/1/24  
Date

Instructions:

**MISSION CISD  
CASH and INKIND/NONCASH DONATION FORM**

Veterans Memorial High School/  
Patriot Engineering  
CAMPUS NAME

01/31//2024  
Date

BDC Strategy and Research  
NAME OF DONOR

315 N Shary Rd Ste 1033  
Address

Mission, TX, 78572  
City, State, Zip

(254)-458-7178  
Telephone Number

\$1,500  
DONATION AMOUNT


<input checked="" type="checkbox"/>	<input type="checkbox"/>	<input type="checkbox"/>
Check	Cash	Inkind/Noncash donation

061  
Revenue Account Number

488  
Check #

**Description of Noncash donation-(Include an estimated value).**  
Donation was made for VMHS-Patriot Engineering robotics teams. For supplies, travel, robotics components, and other costs associated with expenses related to the competitive robotics season.

**List below any restrictions for this donation: (Attach letter from donor if one is provided)**

  
PRINCIPAL'S SIGNATURE

2/1/24  
Date

Instructions:

MISSION GISD  
CASH and INKIND/NONCASH DONATION FORM

VVMS

CAMPUS NAME

Owen or Patricia Pickett

NAME OF DONOR

Lake Charles, La. 70607

City, State, Zip

Date

2741 E. Gauthier Road

Address

337-802-4853

Telephone Number

50.00

DONATION AMOUNT

094

Revenue Account Number


<input checked="" type="checkbox"/>	<input type="checkbox"/>	<input type="checkbox"/>
Check	Cash	Inkind/Noncash donation

503

Check #

Description of Noncash donation-(Include an estimated value).

List below any restrictions for this donation: (Attach letter from donor if one is provided)

  
PRINCIPAL'S SIGNATURE

2/1/24  
Date

Instructions:

**MISSION CISD**  
**CASH and INKIND/NONCASH DONATION FORM**

MHS JROTC  
CAMPUS NAME

2/2/2024  
Date

Louis Allen Foundation  
NAME OF DONOR

555 N. Carancahua St, Ste 240  
Address

Corpus Christi, Texas 78401  
City, State, Zip

361-882-1341  
Telephone Number

\$465.43  
DONATION AMOUNT

x		
Check	Cash	Inkind/Noncash donation

865-00-2191-054-001-00-000  
Revenue Account Number

23150  
Check #

**Description of Noncash donation-(Include an estimated value).**

---

---

---

---

---

---

---

---

---

---

**List below any restrictions for this donation: (Attach letter from donor if one is provided)**

To offset transportation cost for JROTC's web travel 82640, La Copa Ranch 2-10-24

See deposit SAF 570293


Jose E. Mejia AA  
PRINCIPAL'S SIGNATURE

2/2/2024  
Date

**Instructions:**  
  
This form is to be used whenever a campus receives a donation. Send the original form to the Finance Director and attach a copy to the receipt. The account number should be included and any restrictions stated by the donor. If funds are restricted, call the Business Office for account number. Some grants or donations will be classified as special revenues and require a new grant budget to be set up.

# MISSION CISD CASH and INKIND/NONCASH DONATION FORM

Health Services Department  
CAMPUS NAME

2/28/2024  
Date

Masonic Children & Family Services of Texas  
NAME OF DONOR

1240 Keller Parkway, Suite 200  
Address

Keller, TX 76248  
City, State, Zip

(817) 503-1507  
Telephone Number

\$607.05  
DONATION AMOUNT

		X
Check	Cash	Inkind/Noncash donation

Revenue Account Number


Check #

**Description of Noncash donation-(Include an estimated value).**

Dental kits for all 1st grade students at:  
Cantu, Castro, Pearson and Salinas Elementary

213 kits at \$2.85 each = \$607.05

**List below any restrictions for this donation: (Attach letter from donor if one is provided)**

  
PRINCIPAL'S SIGNATURE

2/28/24  
Date

**Instructions:**

This form is to be used whenever a campus receives a donation. Send the original form to the Finance Director and attach a copy to the receipt. The account number should be included and any restrictions stated by the donor. If funds are restricted, call the Business Office for account number. Some grants or donations will be classified as special revenues and require a new grant budget to be set up.

# MISSION CISD CASH and INKIND/NONCASH DONATION FORM

Mission Collegiate High School  
CAMPUS NAME

Date

Jose Beas  
NAME OF DONOR

311 E. 30th Street  
Address

Mission, Texas 78574  
City, State, Zip

Telephone Number

\$300.00  
DONATION AMOUNT

X		
Check	Cash	Inkind/Noncash donation

865 00 2191 061 004 00000  
Revenue Account Number

219  
Check #

**Description of Noncash donation-(Include an estimated value).**

Funds are to help robotics purchase anything that they may need for competition or any other items. 134

**List below any restrictions for this donation: (Attach letter from donor if one is provided)**

  
PRINCIPAL'S SIGNATURE

2/20/2024  
Date

**Instructions:**

This form is to be used whenever a campus receives a donation. Send the original form to the Finance Director and attach a copy to the receipt. The account number should be included and any restrictions stated by the donor. If funds are restricted, call the Business Office for account number. Some grants or donations will be classified as special revenues and require a new grant budget to be set up.



**Mission Consolidated Independent School District**  
• 1201 Bryce Drive • Mission, Texas 78572  
• Telephone (956) 323-5505 • Fax (956) 323-5634  
• Website: [www.mcisd.net](http://www.mcisd.net)

## *Board of Trustees Minutes*

The Board of Trustees of the Mission Consolidated Independent School District held a **Regular Meeting on Wednesday, February 21, 2024, at 6:30 PM** in the **Mission CISD Annex, 925 E. Business HWY. 83, Mission, TX 78572.**

### **I. Call Meeting to Order and Establish a Quorum**

President Roy Vela called the meeting to order at 6:30 p.m. The meeting was properly posted; a quorum was present. Board Members present besides Roy Vela were Iris Iglesias, Minnie Rodgers, Petra Ramirez, Superintendent, Dr. Carol G. Perez, and Juan Gonzalez. Jerry Zamora joined the meeting at 6:40 p.m. (Veronica “Betty” R. Mendoza. was absent).

### **II. Pledge of Allegiance and Moment of Silence**

#### **1. U. S. Flag and Texas Flag-**

#### **2. Mission Statement, Vision Statement, Collective Commitments, and Motto-**

Mr. Roy Vela asked if we could rise for the Pledge of Allegiance, Texas Flag, Mission Statement, Vision Statement, Collective Commitments, Mission CISD Motto, and a Moment of Silence.

### **III. Comments from the Public**

None

### **IV. Public Comment(s) on Specific Agenda Item(s)**

None

### **V. Superintendent's Update and Recognitions**

Dr. Carol G. Perez, Superintendent, informed the Board of the following: She stated Mission CISD Leadership in Action on Monday the 19<sup>th</sup>, we had a lot of Staff Developments going on at various departments around the district. We had the Principals, Assistant Principals, and Curriculum and Instructional Leadership Seminar. We also had the Capturing Kids Hearts for Auxiliary Staff, the Health Fair, and a lot of other trainings that were going around the district.

The next Item is the Strong Foundations Grant. The Strong Foundations supports local education agencies or school districts and ensures all students have access to rigorous, grade-level content, and instruction every day. We receive \$250,000.00 for our district, 50% to contract with a provider, 20% of the grant funds for additional support from the approved provider and/or partial salaries for instructional coaches or other positions directly supporting grant activities, 30% grant funds for other allowable expenses such as stipends for committee members, materials to support the collective learning series, travel to visit the home quarters in the learning lab. The Strong Foundations Planning Grant provides the local education agency to develop a strong instructional framework in mathematics, provide optional adoption support in selecting new high-quality instructional materials, and provide professional development to support and create systems to effectively manage instruction at the district level. This grant will run from March 2024 to January 2025.

Another grant, the Learning Acceleration Support Cycle 2 (LASO), is for approximately \$150,000.00 and that is for us to purchase 9,640 licenses for students in PK-12th to help target K-8th grade. The timeline is Spring/Summer 2024

**Mission CISD Board of Trustees Minutes**  
**February 21, 2024**  
**Page 1 of 7**

Implementation Year 1 will be next school year and implementation Year 2 will be the following year 2025-2026 through February 2026.

Congratulations, we are working on registration for the 2024-2025 school year. We want to congratulate O'Grady Elementary, Waitz Elementary, and Salinas Elementary they have already reached 100% online registration which means that the children who are enrolled right now are enrolled for next year. Congratulations! Kudos to Bryan Elementary they have reached 95% online registration.

Guidance, Counseling, and Mental Health, the week of February 5th through the 9th we celebrated our Counseling Week. We provided a luncheon and we had Professional Development for our Counselors and of course, Comet has been a Star everywhere. He has been on Fox News and has been making the rounds at the campuses. Everybody wants to adopt him.

Fueling Brains, we had Professional Development for our Pre-K and Kinder Teachers conducting Learning Walks at Leal Elementary Fueling Brains Thematic Classrooms. Our paraprofessionals are receiving evidence-based training on behavior practices and that was on Monday. The ABCs, the Antecedent, Behavior, the Consequences, and so forth. There was a lot of learning going on throughout the School District on Monday.

Fine Arts Department: Mission CISD students earned All-Region Jazz Honors at Robert Vela High School on Saturday, February 17, 2024. Congratulations to Luis Báes, Mission Jr. High, Omar Lopez, Ralph Cantu Jr. High, Becka Castillo, Ralph Cantu Jr. High, and Veterans Memorial High School Jazz Band. Congratulations to them!

Business and Operations, we had a Vendor Learning Seminar. Thank you to all who joined the Mission CISD Vendor Learning Seminar on February 14th. The event was successful, we had 13 individuals in person and 31 virtual attendees. The seminar offered valuable insights on joining our vendor list, how to submit bids, exploring partnerships, and using our online bidding. We appreciate the community's participation. It was a huge success. Annual Budget Training is also going on. We had the training on February 16th. We trained 95 participants. We thank the attendees for their valuable contributions and dedication to understanding our budget process. We are also having a lot of other trainings. We had training with the procurement for our Curriculum and Instruction just yesterday as well. We had the Employee Health Fair. Mission CISD Employee Health Fair was a hit. We had 337 employees attend and it was supported by 42 local vendors. It offered vital health resources to our Mission CISD Family. Our Medical Wellness Social Worker Mrs. Brenda Zamora met with staff to share about her role in the district's support services. She discussed available services and offered her contact information for anyone needing assistance to promote health and wellness.

Continuing with Business and Operations: COVID-19 Rapid Tests. We received 7,200 COVID-19 Rapid Tests valued at \$126,144.00 from the US Department of Education through the Administration for Strategic Preparedness and Response, which will be available to students and staff. We've already sent some out.

Mr. Roy Vela, Board President asked, "What's the protocol to get this?"

Dr. Carol G. Perez responded "The protocol is just to ask, what we've done is we've sent to the campuses so every student would take a box home. We have Mr. Castaneda who can give us additional information. It can be upon request and we're sending them out as well. They have a shelf life of about 90 days."

Mr. Martin Castaneda, Director for Safety & Security Preparedness & Response stated "They do have a shelf life the initial ones do have a shelf life, however, there is an active list that provides an extension to that shelf life as much as one year.

Dr. Carol G. Perez responded "Ok, how have they been distributed? I know that the children have taken them home."

Mr. Martin Castaneda responded, "Right, the distribution has been sent to the campuses and all the district facilities, offices, and so forth to be able to distribute to households. These products are available to students, staff, and families as well. If there is ever an additional need at a household if we have a larger family all they have to do is ask at the campuses and we will send an extra box or two. There are two tests in each box.

Mr. Roy Vela asked, "Do the campuses have them there just in case or is it strictly just for parents?"

Mr. Martin Castaneda responded, "Yes, campuses have received them, some of them do have a small inventory because of the shelf life. The recommendation is that we do not overstock because then we will be left with a lot of unused products that have exceeded their shelf life. We have a small amount, but I can order on a weekly basis whatever our needs are and it's usually within the following week that the delivery is made here at the Annex and our Warehouse Fixed Assets takes care of distributing it throughout the district."

Hail and Wind Claims Update, we are happy to report that our district has received \$1,000,000.00 as of last November and \$5,574,573.00 on February 8th for Hail Damage Claim dated April 2023. Additionally, the district received \$942,678.00 on February 8th for wind damage from a claim dated also April 2023.

Mrs. Petra Ramirez, Board Member asked "This money goes to?"

Mr. Roy Vela responded, "To the roof repairs."

Dr. Carol G. Perez responded, "This money goes back to all of that. Mr. Joel Garcia, would you like to add to that?"

Mr. Joel Garcia, Deputy Superintendent for Business and Support Services, responded "So the money really just goes back to our general fund and the intent is to do the roof repairs that we are already working on with Mr. Rivera's Department. We have district-wide roofing projects going."

Dr. Carol G. Perez, responded "If you all recall we did put it as part of projects and was it part of the supplemental budget?"

Mr. Joel Garcia responded, "Yes, actually in the agenda if you see one of the items is the Budget Amendments and [inaudible] we can claim and put the revenue on the books with this insurance money that's coming in, so that way we can use it for the repairs for the roofs."

Mrs. Petra Ramirez responded, "It goes with the money that was already allotted right?"

Mr. Joel Garcia responded, "We will receive a few more checks."

Dr. Carol G. Perez responded, "Yes, that is great news."

## **VI. Discussion and Possible Action**

### **1. Consideration and Approval of Substantial Completion for the Security Vestibule Project at Castro Elementary – PBK Architects**

Mr. Ricardo Rivera, Assistant Superintendent for Operations, stated the first Agenda Item I have is Consideration and Approval of Substantial Completion for the Security Vestibule Project at Castro Elementary. As per past Board of Trustees Approvals, Castro Elementary has a Substantial Completion Date of February 19, 2024. The project was reviewed by PBK Architects, our Administration, and A/8 Builders and has been determined to be substantially completed as per contract documents and specifications. This Agenda Item was presented at the Board of Trustees Workshop on Wednesday, February 7, 2024. The Administration presents Consideration and Approval of Substantial Completion for the Security Vestibule Project at Castro Elementary.

Mr. Jerry Zamora, Board Member stated, "Mr. President before you move on can we just go back really quick, I know I walked in late. As far as number one, the Vestibules Mr. Rivera I've been made aware that some of the Vestibules are not locking well."

Mr. Ricardo Rivera responded, "On one I believe it's Midkiff, it's a module, that was installed that they're ordering to get replaced and that's at the front entrance. The entrance doors that go into the building those still lock. However, they already had one in stock for the Salinas Vestibule which isn't completed yet. So, they're getting that one and just installing it and they'll order another one."

Mr. Jerry Zamora responded, "Alright, thank you"

A motion was made by Ms. Minnie Rodgers for approval. Motion seconded by Mrs. Petra Ramirez. The motion passed unanimously. Vote 4-0, 1 abstained by Mrs. Iris Iglesias

**2. Consideration and Approval of Final Completion, Less Betterment Fund Allowance, Less Liquidated Damages, and Final Payment for the Security Vestibules Project at Bryan, Midkiff, and Cavazos Elementary – PBK Architects**

Mr. Ricardo Rivera stated the next Agenda Item I have is Consideration and Approval of Final Completion, Less Betterment Fund Allowance, Less Liquidated Damages, and Final Payment for the Security Vestibules Project at Bryan, Midkiff, and Cavazos Elementary. PBK Architects, A/8 Builders, and Administration are presenting the final completion. These projects were completed on time with all punch list items completed. This project has no liquidated damages. This agenda item was presented to the Board of Trustees Workshop on Wednesday, February 7. The Administration presents Consideration and Approval of Final Completion, Less Betterment Fund Allowance, Less Liquidated Damages, and Final Payment for the Security Vestibules Project at Bryan, Midkiff, and Cavazos Elementary.

A motion was made by Ms. Minnie Rodgers for approval. Motion second by Mrs. Petra Ramirez. The motion passed unanimously. Vote 4-0, 1 abstained by Mrs. Iris Iglesias

**3. Consideration and Approval of the Best and Final Offer (BAFO) for the Marquee at the Kenneth White Jr. High School**

Mr. Ricardo Rivera stated Consideration and Approval of the Best and Final Offer (BAFO) for the Marquee at the Kenneth White Jr. High School. This Agenda Item was presented at the Board of Trustees Workshop on Wednesday, February 7, 2024. The Administration presents Consideration and Approval for the Best and Final Offer (BAFO) for the Marquee at the Kenneth White Jr. High School this is for the AAA Electrical Signs with the proposal of \$49,930.76 with a completion time of 90 days.

A motion was made by Mr. Juan Gonzalez for approval. Motion second by Mrs. Petra Ramirez. The motion passed unanimously. Vote 5-0

**VII. Recommendation(s)**

**1. Approval of the Selection for:**

- a. Assistant Principal - Mims Elementary**
- b. Assistant Principal - Marcell Elementary**
- c. Counselor – Rafael Cantu Jr. High**
- d. Coordinator for Fixed Assets/Warehouse/Records/Textbooks**
- e. Dietician – Child Nutrition Program**
- f. Special Education Psychologist**

Mr. Joel Garcia stated next on the Agenda is Recommendations. The Recommendation for tonight would be for the Approval of the Selections for Assistant Principal - Mims Elementary, Assistant Principal - Marcell Elementary, Coordinator for Fixed Assets/Warehouse/Records/Textbooks, Dietician – Child Nutrition Program, and Special Education Psychologist, we would like to take these Items to Executive Session for the Approval of the Recommendation.

**VIII. Items to Consider: The Board will consider and may act on the following items under a CONSENT AGENDA. Any Trustee may request the removal of an item from the CONSENT AGENDA for individual consideration and action.**

Dr. Perez stated on the Consent Agenda Items it is from Agenda Items #1 through #10a.

Motion made by Ms. Minnie Rodgers for approval to Accept the Consent Agenda Items #1 through #10a. Motion second by Mr. Juan Gonzalez. Motion passed unanimously. Vote 6-0

- 1. Summer Programs 2024**
- 2. Approval to Amend the contract for EGV Architects for the Mission CISD Districtwide Roofing Repairs**

Mission CISD Board of Trustees Minutes  
February 21, 2024  
Page 4 of 7

3. **Approval to Enter Into Negotiations in the Order of Ranking for Professional Design Services for the Mission CISD Districtwide Roofing Repairs**
4. **Approval of Final Completion, Less Betterment Fund Allowance, Less Liquidated Damages, and Final Payment for the Baseball and Softball Field Netting at Mission High School (MHS) and Veterans Memorial High School (VMHS)**
5. **Approval of Second Reading and Approval to Board Policy Changes Affecting Local Policy: CI (LOCAL) - School Properties Disposal**
6. **Resolution with the City of Mission to Conduct a Joint Election on May 4, 2024**
7. **Hidalgo County Request to use O’Grady Elementary and Rafael Cantu Junior High School for their 2024 Election Cycle**
8. **Budget Amendment**
9. **Donations**
10. **Approval of Minutes**
  - a. **January 24, 2024, Regular Board of Trustees Meeting**

**IX. Executive Session**

President Vela called the Board into Executive Session at 6:53 p.m. and back into Open Session at 7:49 p.m.

1. **Private Consultation with Board Attorney (Texas Gov’t Code §551.071)**
2. **Deliberate the Appointment, Employment, Evaluation, Reassignment, Duties, Discipline, or Dismissal of a Public Officer or Employee or to Hear a Complaint or Charge Against an Officer or Employee (Texas Gov’t Code §551.074)**

**X. Action, if necessary, on Matters Discussed in Executive Session**

**Item VII. Discussion and Possible Action**

1. **Recommendation and Approval for the Selection for:**
  - a. **Assistant Principal - Mims Elementary**

**Dr. Perez stated Assistant Principal - Mims Elementary the Administration recommends that the Board of Trustees Approve David Carrera. Motion made by Mrs. Iris Iglesias to approve. Motion second by Mr. Juan Gonzalez. Motion passed unanimously. Vote 6-0**

- b. **Assistant Principal - Marcell Elementary**

**Dr. Perez stated Assistant Principal - Marcell Elementary the Administration recommends that the Board of Trustees approve Kelly Sarinana. Motion made by Ms. Minnie Rodgers to approve. Motion second by Mrs. Petra Ramirez. Motion passed unanimously. Vote 6-0**

- c. **Counselor – Rafael Cantu Jr. High**

**The Position for Counselor – Rafael Cantu Jr. High was pulled out.**

- d. **Coordinator for Fixed Assets/Warehouse/Records/Textbooks**

**Dr. Perez stated Coordinator for Fixed Assets/Warehouse/Records/Textbooks the Administration recommends that the Board of Trustees approve Valerie Uresti-Rojas. Motion made by Mr. Petra Ramirez to approve. Motion second by Ms. Minnie Rodgers. Motion passed unanimously. Vote 5-1, opposed by Mrs. Iris Iglesias**

**e. Dietician – Child Nutrition Program**

**Dr. Perez stated Dietician – Child Nutrition Program the Administration recommends that the Board of Trustees approve Lizlette Quintanilla. Motion made by Mrs. Iris Iglesias to approve. Motion second by Mrs. Petra Ramirez. Motion passed unanimously. Vote 6-0**

**f. Special Education Psychologist**

**Dr. Perez stated Special Education Psychologist the Administration recommends that the Board of Trustees approve Jacqueline Elizondo. Motion made by Mr. Jerry Zamora to approve. Motion second by Mrs. Petra Ramirez. Motion passed unanimously. Vote 6-0**

**XI. Board of Trustees Information Items**

- 1. Personnel Employments, Resignations, Transfers, and Compensation Change**
- 2. Internal Auditor’s Quarterly Report**
- 3. Self-Funded Health Insurance Financial Report**
- 4. Preliminary 2024-2025 Budget**
- 5. Financial Reports:**
  - a. General Fund and Debt Service**
  - b. Tax Levy Adjustments**
  - c. Cash Disbursements**
  - d. Quarterly Investment Report**

Mr. Joel Garcia stated in the first Item it will be the Personal Employments, Resignations, Transfers, and Compensation Change. We can discuss those I guess after the Executive Session. The next item is the Internal Auditor’s Quarterly Report, Self-Funded Health Insurance Financial Report, and the Preliminary 2024-2025 Budget, and these were all presented at the Workshop. The Financial Reports were also presented at the Workshop, the General Fund and Debt Service, Tax Levy, Cash Disbursement, and Quarterly Investment Report.

**XII. Important Dates to Remember**

- 1. Wednesday, February 28, 2024, Team of Eight Training at 6:00 p.m. Location: Administration Office Eagles Staff Development Room Former Board Room**
- 2. Thursday, February 29, 2024, Strategic Planning Meeting at 6:00 p.m. Location: Mission CISD Annex**
- 3. Wednesday, March 6, 2024, Board of Trustees Workshop at 6:30 p.m. Location: Mission CISD Annex**
- 4. Wednesday, March 20, 2024, Regular Board of Trustees Meeting at 6:30 p.m. Location: Mission CISD Annex**

**XIII. Adjournment**

Motion made by Mrs. Petra Ramirez that the meeting be adjourned. Motion seconded by Mr. Juan Gonzalez. Motion passed unanimously. Vote 6-0

President Vela adjourned the meeting at 7:51 p.m.

---

Roy Vela, President  
Mission CISD Board of Trustees

**ATTEST:**

---

Juan Gonzalez, Secretary  
Mission CISD Board of Trustees

**SUBJECT:** Personnel Employments, Resignations, Transfers and Compensation Changes

**PRESENTER:** Dr. Carol G. Perez, Superintendent

**BACKGROUND INFORMATION**

Professional employees and support staff members have been employed by the Mission Consolidated Independent School District. Employees requested and were granted transfers that affected their campus, position title and/or pay grade, or were reassigned, which affected their campus, position title and/or pay grade.

Letters of resignation and letters of retirement were received from Mission CISD employees.

Changes in compensation to employees after performance on the contract or duties for the job assignment have begun (subsequent to the February 21, 2024, report to the Board) are also included for staff members.

**FUNDING SOURCE:**

See Attachments

**RECOMMENDATION:**

No recommendation or action required. For Information Only.

**CONTACT PERSON(S):**

Joel Garcia, Deputy Superintendent for Business & Support Services  
Elisa Pacheco, Director for Human Resources

**SUBJECT:** Semi-Annual Delinquent Tax Collection Report

**PRESENTER:** Joel Garcia, Deputy Superintendent for Business & Support Services

**BACKGROUND INFORMATION**

Linebarger Goggan Blair & Sampson, LLP will provide a detailed presentation of the Annual Delinquent Tax Collection Report for FY 2023-2024. The report, compiled by Linebarger Goggan Blair & Sampson, LLP, analyzes delinquent tax collections from July 1, 2023, to December 31, 2023. The report's insights offer clarity on the intricacies and results of our tax collection endeavors.

**ADMINISTRATIVE CONSIDERATIONS**

N/A

**FUNDING SOURCE AND AMOUNT**

N/A

**RECOMMENDATION:**

Information only

**CONTACT PERSONS**

Joel Garcia, Deputy Superintendent for Business & Support Services  
Blanca I. Lopez, Executive Director for Business Operations  
Dora Garcia, Director for Budget and Finance

**MISSION  
CONSOLIDATED INDEPENDENT SCHOOL DISTRICT**



**DELINQUENT TAX COLLECTION REPORT  
MARCH 20, 2024**



LAW OFFICES  
OF  
LINEBARGER GOGGAN BLAIR & SAMPSON, LLP  
ATTORNEYS AT LAW  
1512 S. Lone Star Way  
EDINBURG, TEXAS 78539

Telephone: (956) 383-4500  
Facsimile: (956) 383-7820

March 20, 2024

Mr. Roy Vela, President  
Mrs. Iris Iglesias, Vice-President  
Mr. Juan M. Gonzalez, Secretary  
Mrs. Petra B. Ramirez, Member  
Mrs. Minnie R. Rodgers, Member  
Mrs. Veronica "Betty" R. Mendoza, Member  
Mr. Jerry Zamora, Member  
Dr. Carol G. Perez, Superintendent  
Mission Consolidated Independent School District  
1201 Bryce Drive  
Mission, Texas 78572

RE: Delinquent Tax Collection for July 1, 2023 through December 31, 2023

Dear Dr. Perez and Board of Trustees:

The attached semi-annual report highlights our delinquent ad valorem tax collection program on behalf of Mission Consolidated Independent School District for the period of July 1, 2023 through December 31, 2023. As noted herein, our collection results continue to be very successful on behalf of Mission Consolidated Independent School District

Please know that we truly appreciate the opportunity to represent Mission Consolidated Independent School District on all delinquent ad valorem tax matters. As always, we will continue to provide Mission Consolidated Independent School District with the most-experienced and dedicated ad valorem attorneys, which deliver the highest quality representation and consistent results. We remain available to address any questions or concerns you may have at your convenience.

Sincerely,



Kelly R. Salazar  
Capital Partner

Our delinquent tax collection program for Mission Consolidated Independent School District continues to emphasize two basic premises: to work with individual taxpayers to collect taxes owed to Mission Consolidated Independent School District and to only use the tool of litigation as a final option. We listen and continually adapt to your changing needs to ensure that we are providing the best possible service and deliver customized collection programs that yield the best possible results. The following information is an overview of our collections efforts during this reporting period.


**MAILINGS**

Our extensive mailing program is designed to advise people who have not paid their delinquent taxes to Mission Consolidated Independent School District. During the course of the fiscal year, we send delinquent notices, with varying degrees of intensity to every delinquent taxpayer. The intensity of the notice varies on factors such as: time of year, type of property and the particular needs of the jurisdiction.

**5 Demand Mailings – 7,394 Statements Mailed**


**CONTACTS**

Our comprehensive collection services provide a wide scope of exceptional assistance to Mission Consolidated Independent School District and its taxpayers. Equipped with multi-skilled representatives, we create and manage flexible payment plans for taxpayers experiencing any financial hardship.



**LITIGATION**

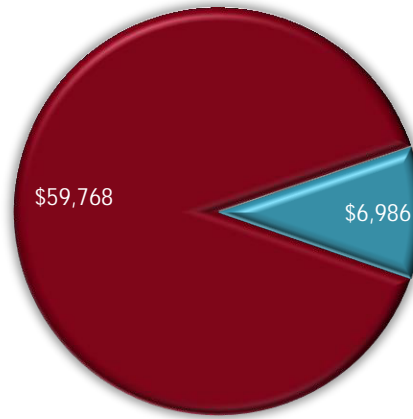
Filing a lawsuit to collect delinquent taxes is used as a final resort; only after diligent efforts to contact and work with taxpayers have been fully exhausted. Once the decision to file suit has been made, a complete property title search is conducted, the property is physically identified and all interested parties, including all lien holders, are also identified and served with notice of the lawsuit.

Litigation Activity	Cases	Base, Penalty and Interest
• Lawsuits Filed	65	\$215,271
• Lawsuits Disposed	61	\$266,548
• Judgments Taken	22	\$59,685
• Pending Litigation as of 03/2024	321	\$1,135,574

## TAX SALES/RESALES

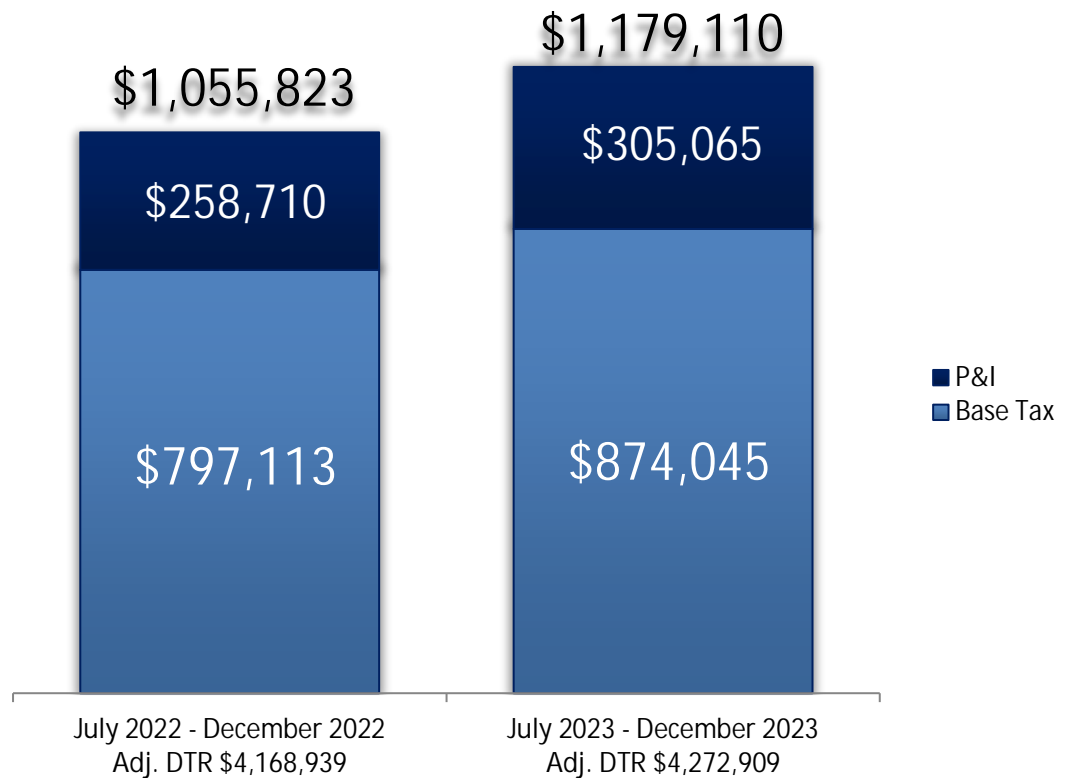
Our office regularly monitors all judgments we take on behalf of Mission Consolidated Independent School District. During this reporting period, three (3) tax sales were conducted, placing a total of five (5) properties for sale.

■ Sold (3)      ■ Payment Agreements (2)



## COLLECTIONS

### JULY – DECEMBER



SOURCE: HIDALGO COUNTY TAX OFFICE REPORTS

## FUTURE OVERVIEW

Our office is committed to making necessary adjustments to our collection procedures and methods to best advocate for Mission Consolidated Independent School District. We will continue to offer firm yet flexible payment options for taxpayers in your jurisdiction.

### Review of Pending Judgments and the Filing of Additional Lawsuits

During the remainder of the fiscal year, we will continue to work pending lawsuits for full payment or payment agreements. We will also continue researching the delinquent tax roll for possible new lawsuits; both real and personal property accounts.

### Continued Monitoring of Bankruptcy Accounts

As a continuation of our standard operating practice, we will actively monitor and verify accounts in bankruptcy for the payment of taxes, penalties, and interest owed to Mission Consolidated Independent School District.

### Mailing Program

We continue to contact your taxpayers through mail correspondence for the remainder of the fiscal year.

### Scheduling of Property Sales

As properties are taken to judgment, they will be reviewed and checked for payment. Those judgments with no taxpayer response will be further reviewed and scheduled for possible tax sale.

Execution of the work plan established for Mission Consolidated Independent School District will include the constant monitoring of collection figures in order to adjust resources and enforce the collection of delinquent taxes. Our collection efforts will also include prosecuting pending suits to conclusion, mailing monthly letters, and filing new suits in order to maximize the collection of taxes. We will continue to work closely with you and your administrative staff to provide assistance and advice on all property tax matters, including changes in the law brought about by amendments to the Texas Property Tax Code.

**SUBJECT:** Staffing Study by Moak Casey

**PRESENTER:** Joel Garcia, CPM, Deputy Superintendent for Business & Support Services

**BACKGROUND INFORMATION:**

Moak Casey, a reputable educational consulting firm, has conducted a comprehensive staffing study for our school district. The study aimed to assess our current staffing levels, compare them with industry standards, and provide recommendations to optimize our workforce for better educational outcomes.

**ADMINISTRATIVE CONSIDERATIONS:**

N/A.

**FUNDING SOURCE AND AMOUNT:**

N/A.

**RECOMMENDATION:**

N/A

**CONTACT PERSON (S):**

Joel Garcia, CPM, Deputy Superintendent for Business and Support Services



150

# DRAFT Staffing Study

Mission CISD  
March 2024



## content

02

Staffing Study Summary

30

Peer Comparison

49

High School & Peer Comparisons

03

Enrollment & Attendance

40

District Funding & Peers

63

Middle Schools

06

Staffing Profile: District, Region, & State

45

Teaching Experience

74

Master Schedule Analysis



# Staffing Study Summary

## Mission CISD



**MoakCasey is pleased to provide this staffing study for Mission CISD.**

- The purpose of a staffing study is not to make recommendations but rather to provide districts with meaningful information by comparing the district's results to similar peer districts so that district leaders may make informed decisions about their staffing levels and academic priorities. The study draws from district PEIMS submissions as well as some data from TAPR (Texas Academic Performance Reports).
- A comparison group of districts consisting of **Eagle Pass ISD, McAllen ISD, New Caney ISD, Tyler ISD, and Weslaco ISD** are included. Demographic data are shown to provide the context for the data that follow.
- Finally, this staffing study model focuses on district level investments in personnel. If the district requires further analysis including projections for investment priorities, etc. please let us know.

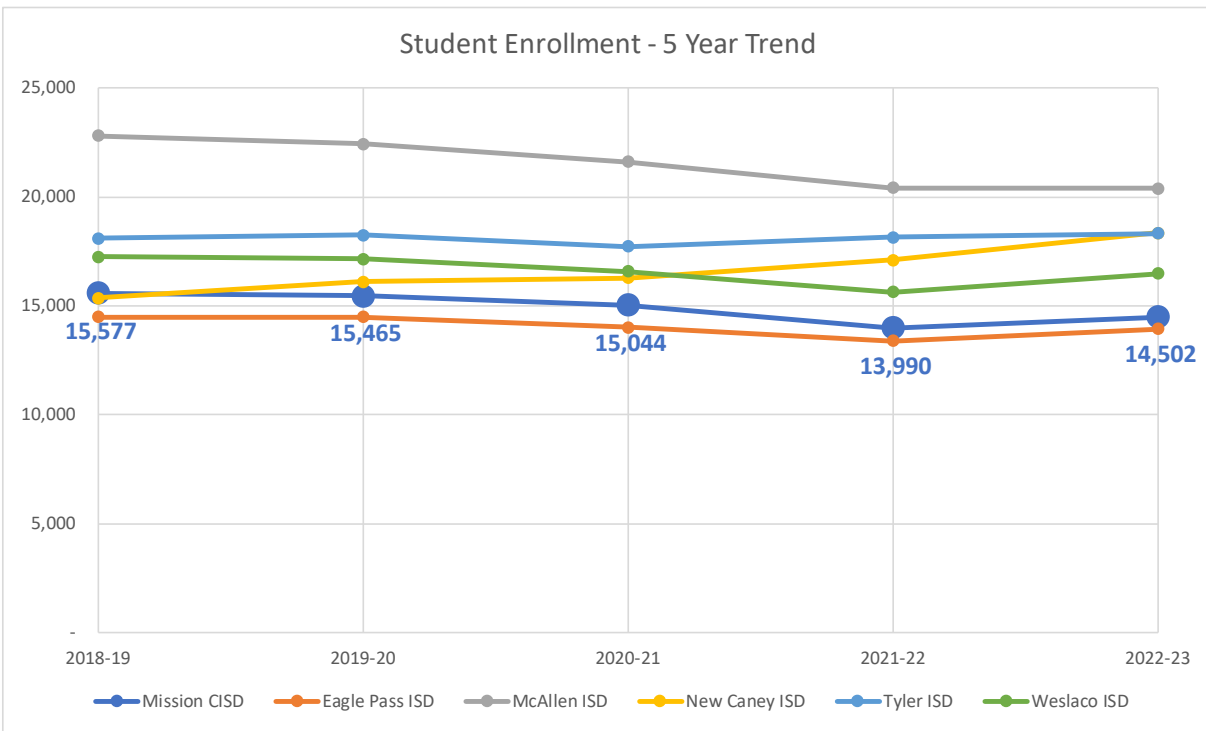


# Enrollment & Attendance



# Enrollment: Peer Districts

Source: PEIMS Standard Reports

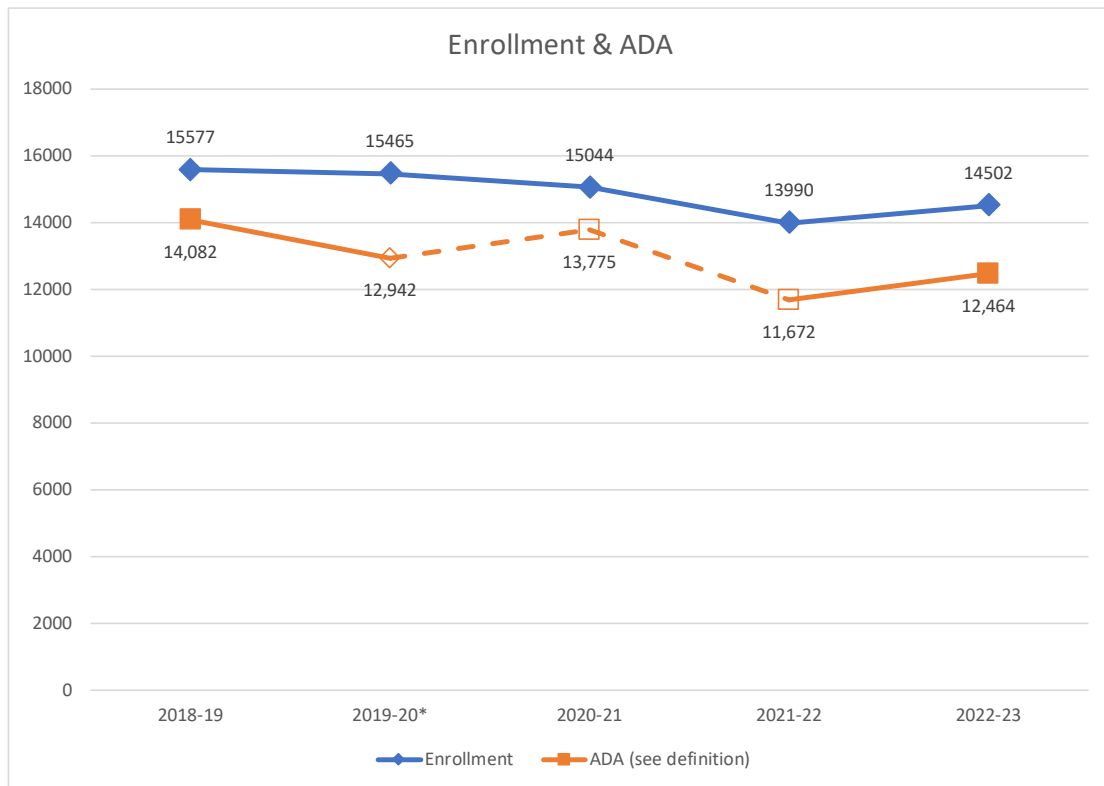


	2018-19 Enrollment	2022-23 Enrollment	Annualized Growth	Economically Disadvantaged		Emergent Bilingual Students	
				Number	Percent	Number	Percent
Mission CISD	15,577	14,502	-1.38%	12,568	86.7%	5,620	38.8%
Eagle Pass ISD	14,497	13,935	-0.78%	11,475	82.3%	6,389	45.8%
McAllen ISD	22,802	20,399	-2.11%	14,787	72.5%	7,338	36.0%
New Caney ISD	15,360	18,344	3.89%	13,598	74.1%	6,231	34.0%
Tyler ISD	18,099	18,328	0.25%	13,897	75.8%	4,591	25.0%
Weslaco ISD	17,253	16,491	-0.88%	13,632	82.7%	4,404	26.7%

	Mission CISD	Eagle Pass ISD	McAllen ISD	New Caney ISD	Tyler ISD	Weslaco ISD
2018-19	15,577	14,497	22,802	15,360	18,099	17,253
2019-20	15,465	14,500	22,427	16,110	18,260	17,164
2020-21	15,044	14,028	21,602	16,274	17,721	16,571
2021-22	13,990	13,385	20,410	17,116	18,148	15,639
2022-23	14,502	13,935	20,399	18,344	18,328	16,491

2022-23 district enrollment increased from 13,990 prior year to 14,502 (3.7%). However, 2022-23 district enrollment remains 7% below the charted high of 15,577 in 2018-19.

# Attendance




Fiscal Year	Enrollment	ADA (see definition)	ADA to Enrollment
2018-19	15577	14081.502	90.4%
2019-20*	15465	12941.834	83.7%
2020-21	15044	13775.451	91.6%
2021-22	13990	11671.99	83.4%
2022-23	14502	12463.73	85.9%

Student attendance levels with respect to enrollment have been fairly consistent over time. Maximizing attendance is an opportunity to increase school funding.

\*See definition of ADA.

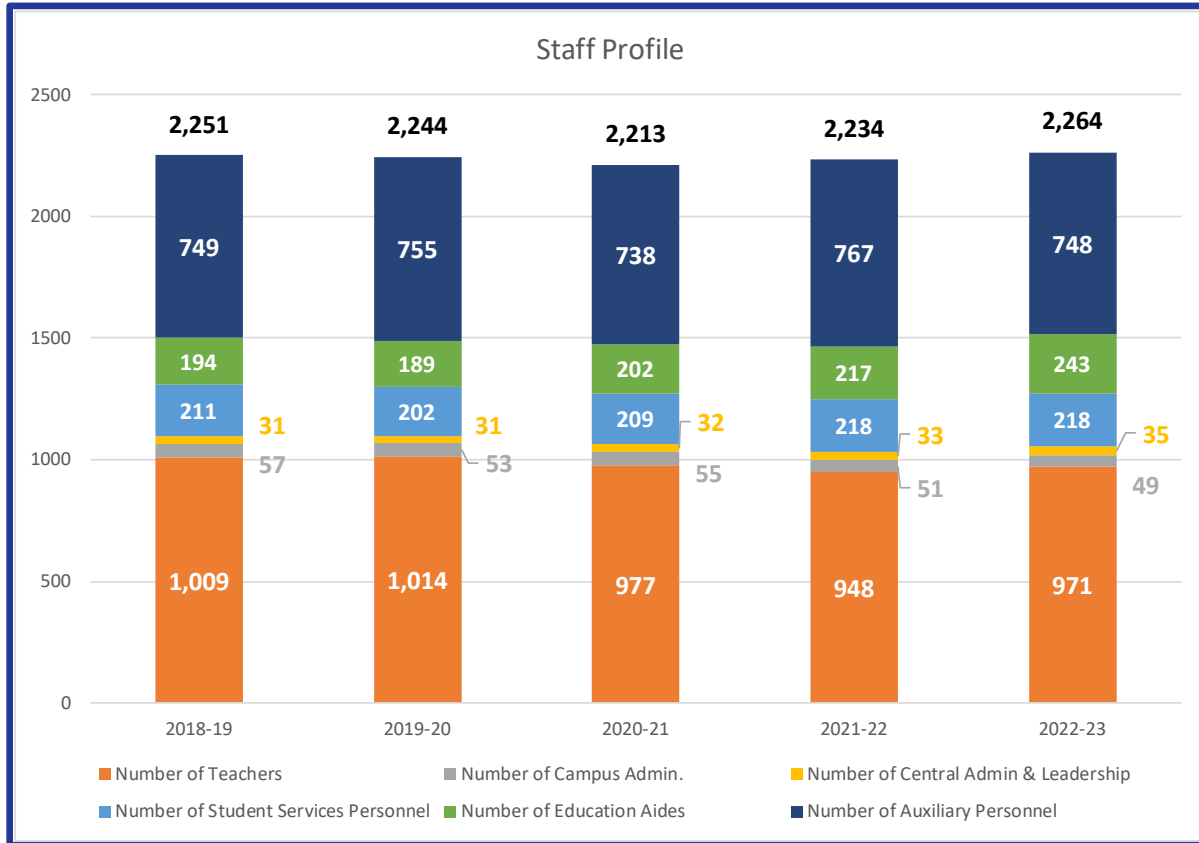
Source: Summary of Finance Reports  
 \* ADA through the first 4 6-week periods only;  
 Hold Harmless was in effect during years 2019-20 through 2021-22.



# Staffing Profile: District, Region, & State

# Staffing Profile

## Mission CISD



Although the district has adjusted classroom teachers to changes in enrollment, the district's employment profile has remained stable for the periods reflected.

In Mission CISD, note that educational aides have been recently added in both multi-age and dual language programming across several campuses.

\*PEIMS group definitions begin on slide 10

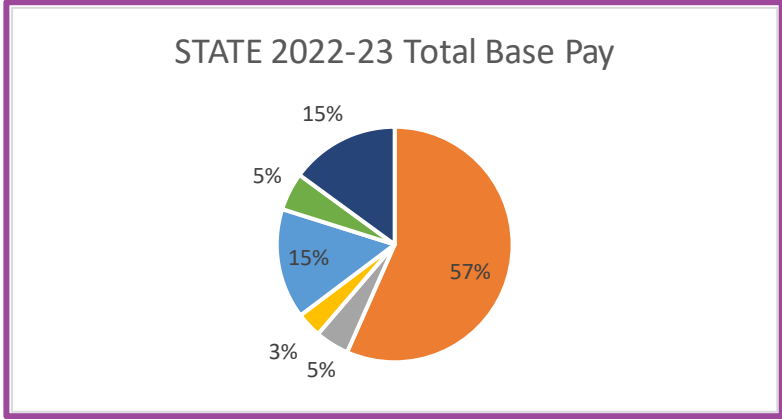
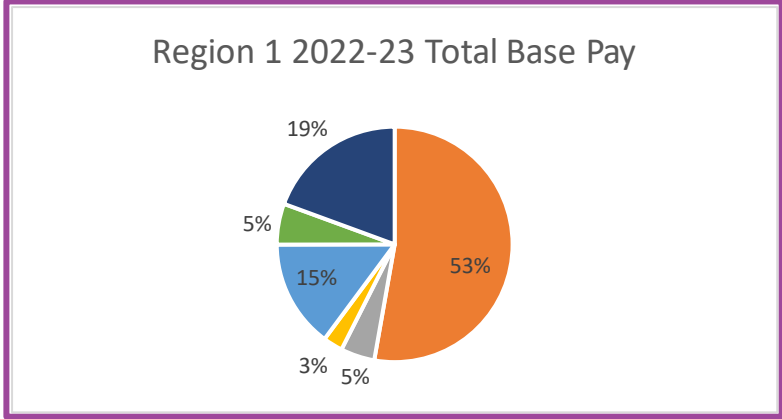
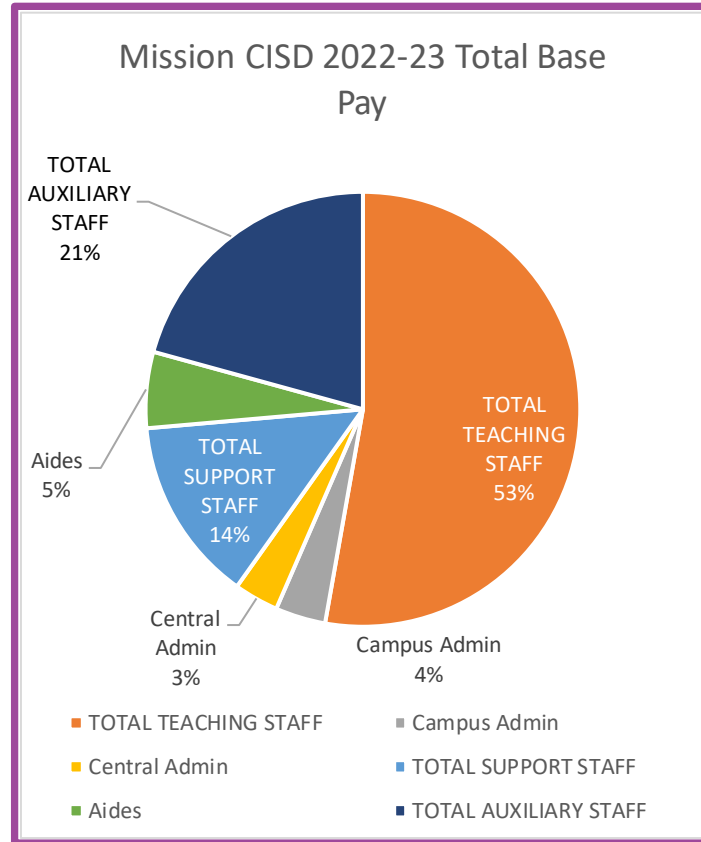
Source: PEIMS 2018-2023

# Staffing Profile

## Mission CISD



MCISD's investment in faculty and staff mirrors that of Region One.



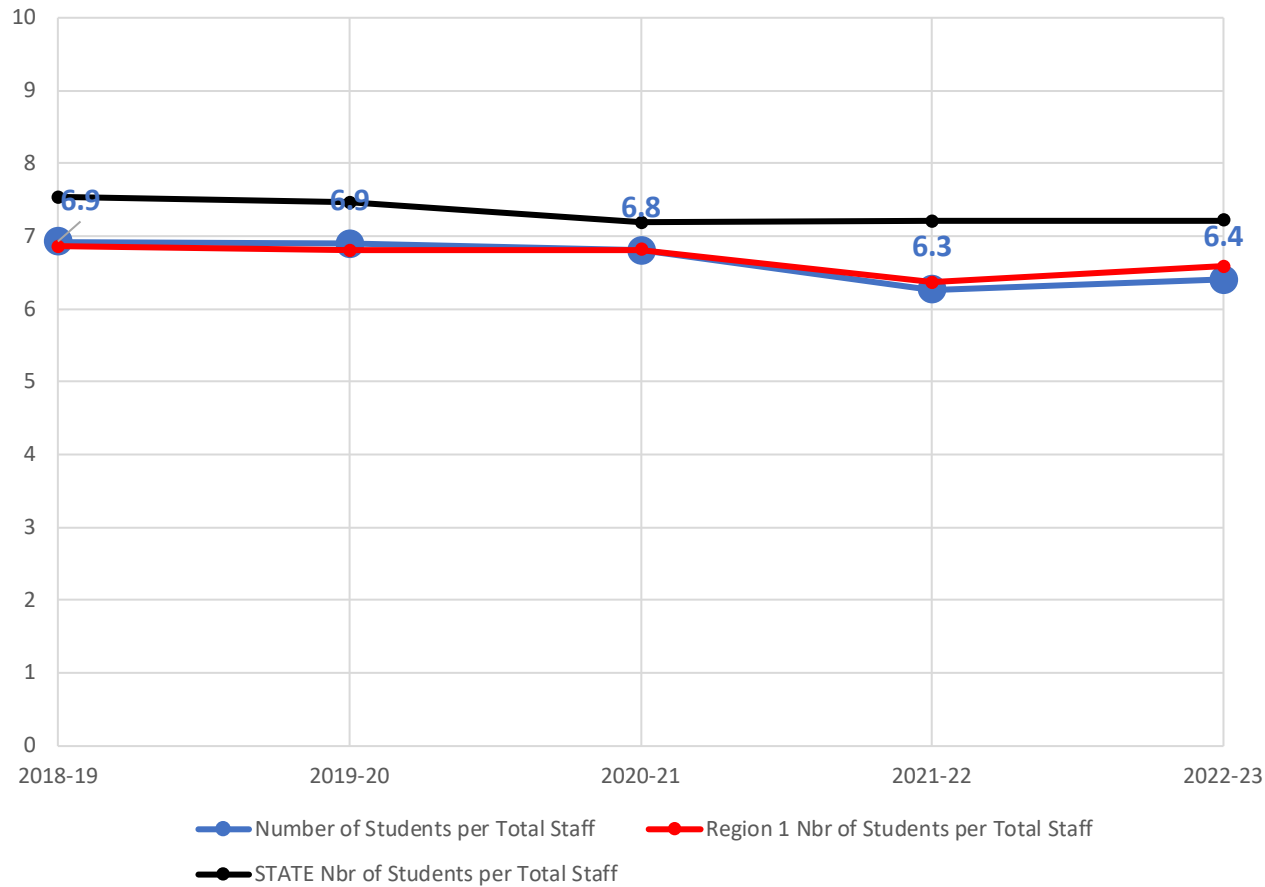
--	--	--	--

# Staffing Profile

## Mission CISD



Students Per Total Staff Ratio



MCISD's students per total district staff mirrors that of Region One.



# Teaching Roles in PEIMS

Pre-Kindergarten	Kindergarten	Kindergarten / Elementary (K-6)
Elementary (Grades 1-6)	Middle School (Grades 6-8)	All Grade Levels
Grade 1	Grade 2	Grade 3
Grade 4	Grade 5	Grade 6
Grade 7	Grade 8	Grades 9-12

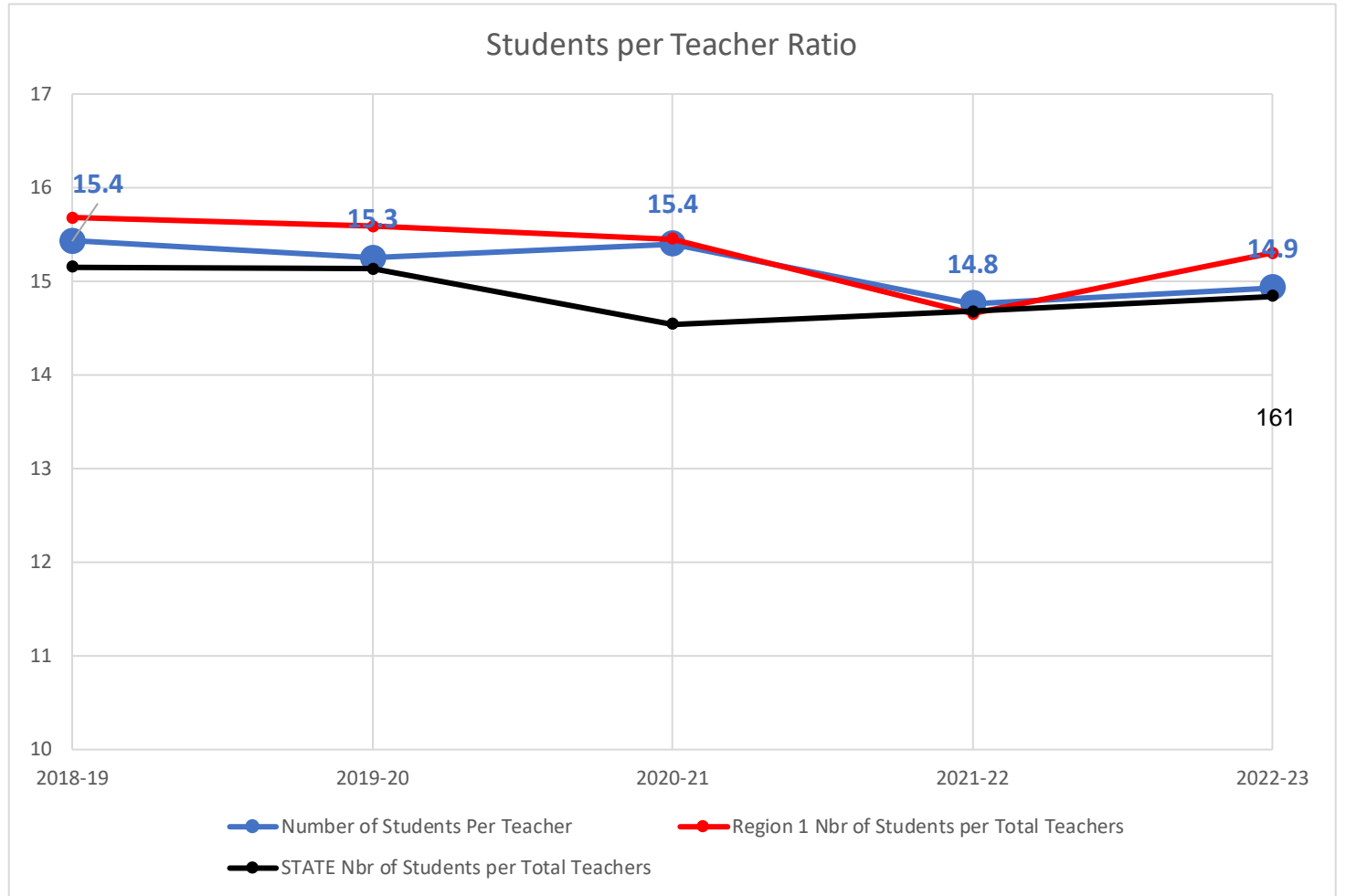
160

# Staffing Profile

## Mission CISD



MCISD's student to teacher ratio is slightly below that of Region One and slightly above the state.





**Campus  
Administration &  
Leadership Roles in  
PEIMS**

Assistant Principal

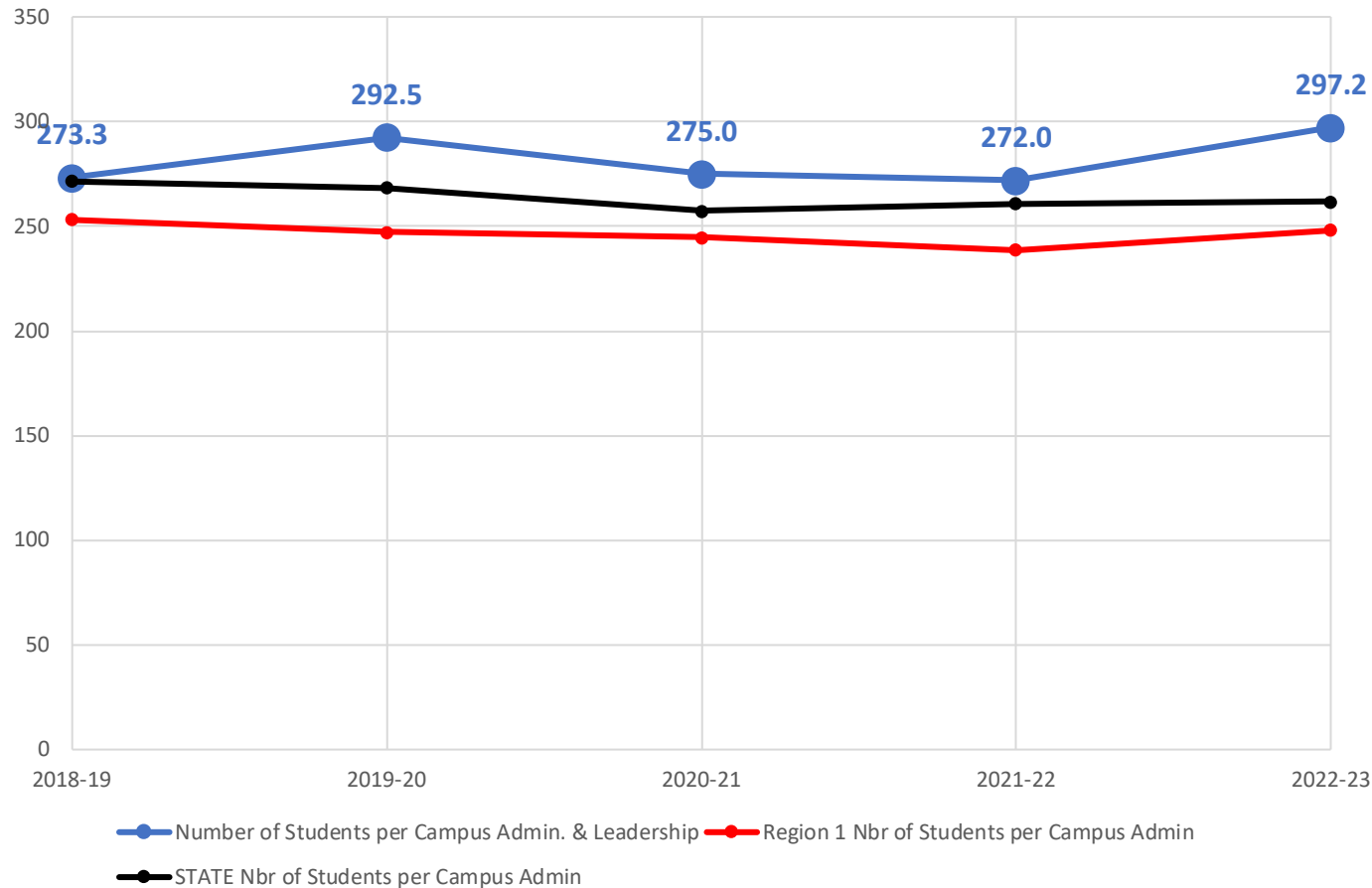
Principal

# Staffing Profile

## Mission CISD



Number of Students Per Campus Admin. & Leadership



MCISD's student to campus-based leadership is consistently and meaningfully higher than Region One, approximately 19% for 2022-23.



# Central Administration & Leadership Roles in PEIMS

Assistant /Associate /  
Deputy  
Superintendent

Athletic Director

Business Manager

Director – Personnel /  
Human Resources

District Instructional  
Program Director or  
Executive Director

Registrar

Superintendent / CAO /  
CEO / President

Tax Assessor and / or  
Collector

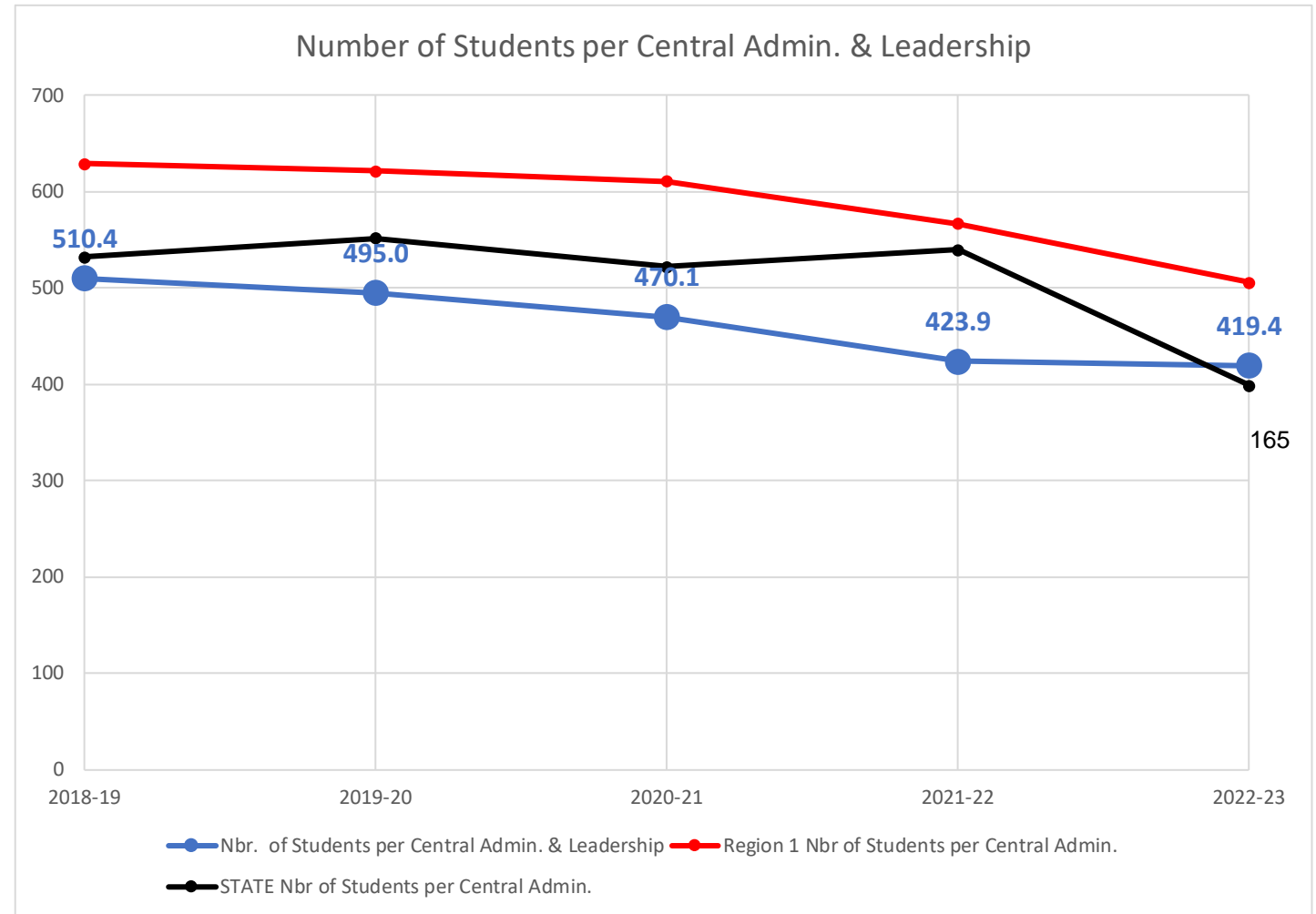
Teacher Supervisor

# Staffing Profile

## Mission CISD



Over time MCISD's student to central administration ratio has been noticeably lower than either the Region One or the state. In 2021-22 the trend began to change and in 2021-22 it continued with the district ratio moving between the region and state ratios.



Staffing Profile

Mission CISD



# Student Support Services Roles in PEIMS

Athletic Trainer	Athletics – Other than Athletic Director	Business Services Professional	Communications Professional	Educational Diagnostician	Family & Community Liaison	Food Service Professional
Instruction Materials Coordinator	Instructional Coach	LEA / Cmp Info Tech Professional	Librarian	LSSP / Psychologist	Maintenance Services in a Professional / Mgmt Role	Music Therapist
Occupational Therapist	Other Campus Exempt Professional Aux	Other LEA Exam Professional	Physical Therapist	School Counselor	School Nurse	Security
	Social Worker	Speech Therapist / Speech – Language Pathologist	Teacher Facilitator	Transportation	Truant officer / Visiting Teacher	

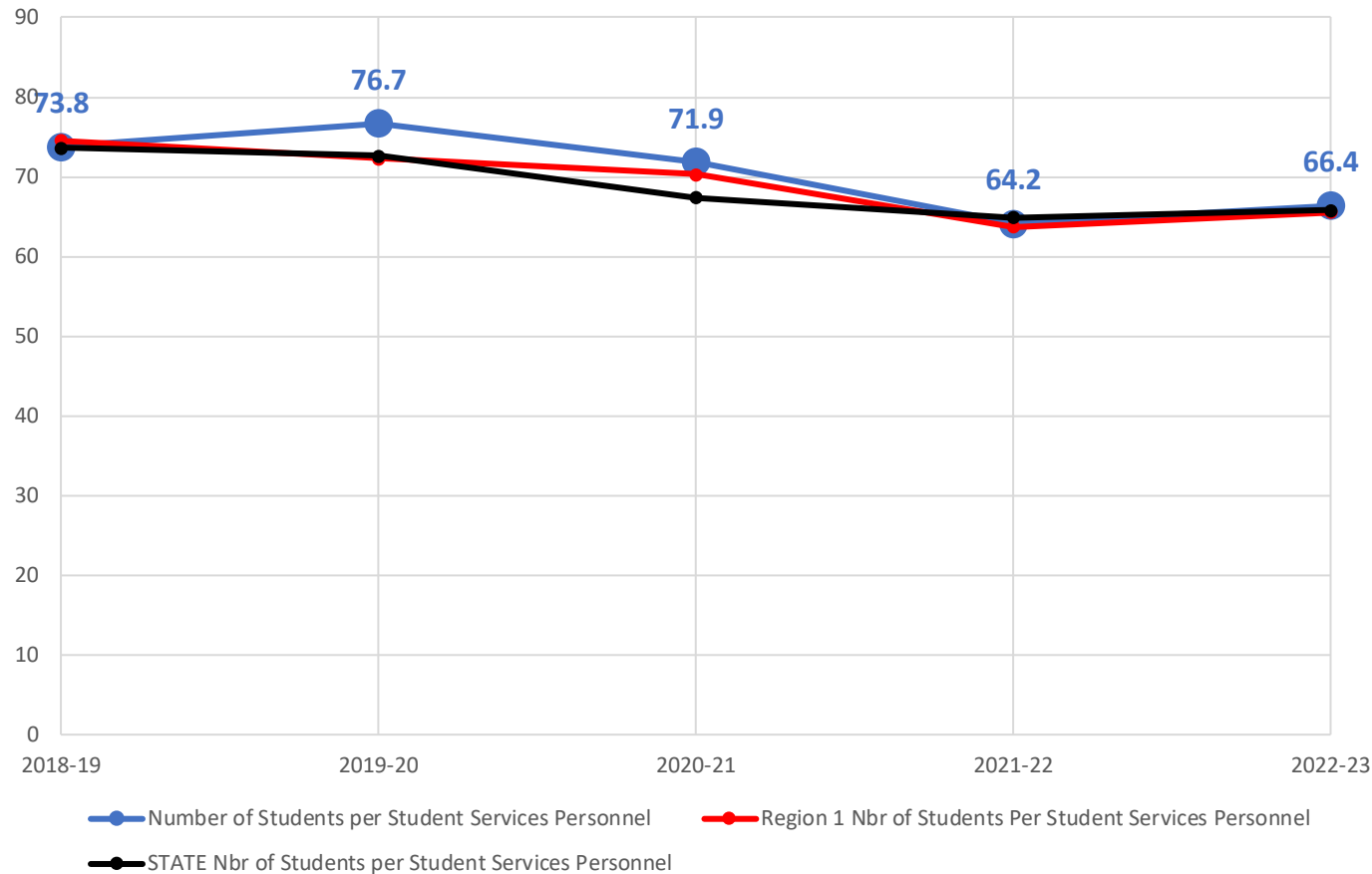
166

# Staffing Profile

## Mission CISD



Number of Students per Student Services Personnel



MCISD's student to student services ratio mirrors both the region and state ratios.

Staffing Profile

Mission CISD



# Educational Aides in PEIMS

Educational Aides

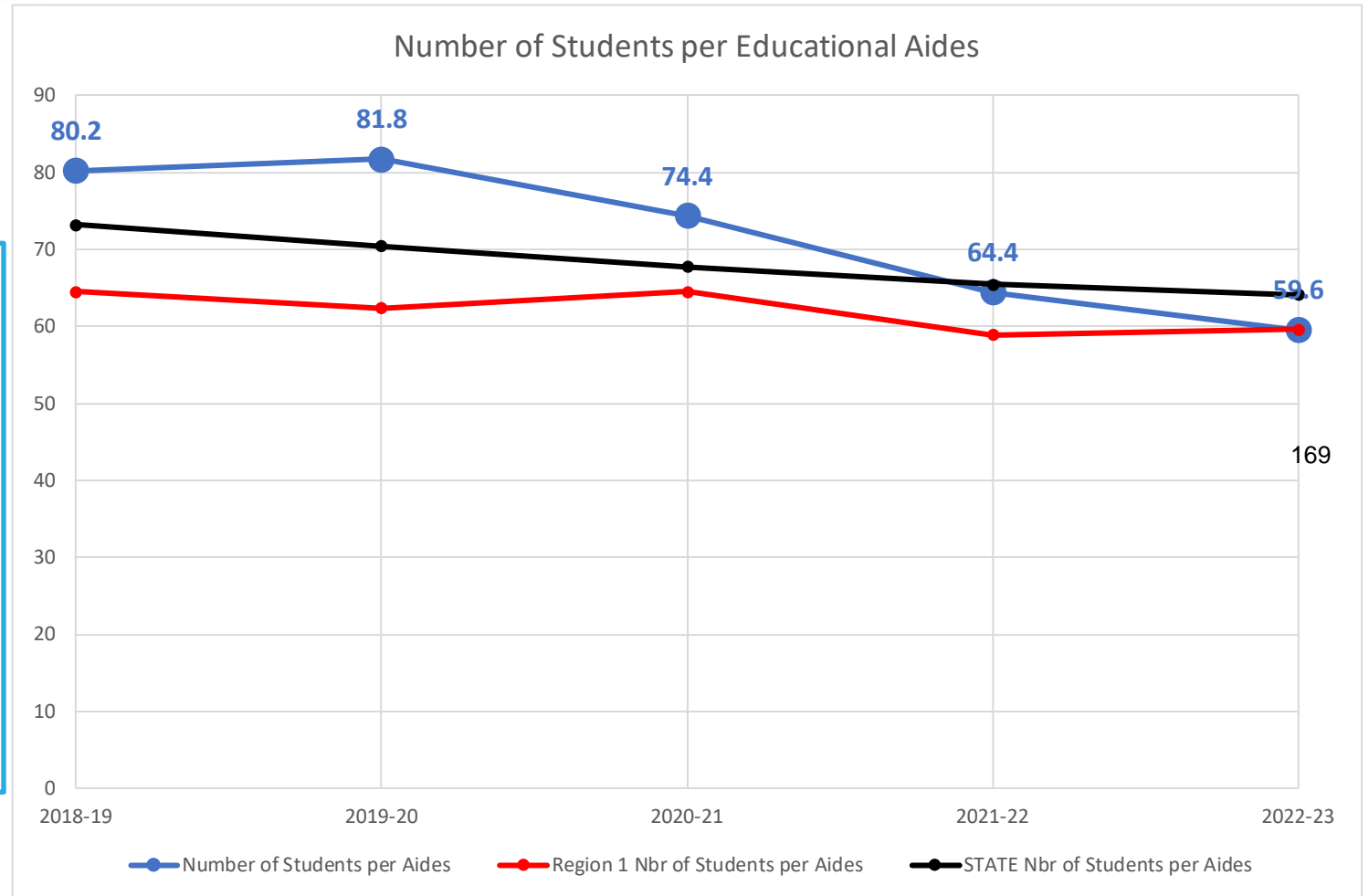
168

# Staffing Profile

## Mission CISD



Beginning in 2020-21 and continuing the student per educational aide ratio began to drop. In 2022-23 it reflected the region's ration, however the regional ratio move slightly upward from 2021-22 to 2022-23 with the district trend continuing to move lower. If this continues the district ratio can be expected to be lower than both the region and state moving forward.



Staffing Profile

Mission CISD



# Auxiliary Personnel Roles in PEIMS

Business / Finance  
Clerical

Campus Office /  
Clerical

Campus Technology  
Specialist

Central Office /  
Clerical

Child Nutrition

Custodial – Staff  
Services

Human Resources  
(CRT – HR Specialist)

HVAC

Information  
Technology  
Technician

Maintenance Staff  
Services

170

Other non-Exempt  
Aux Including  
Volunteers

Transportation

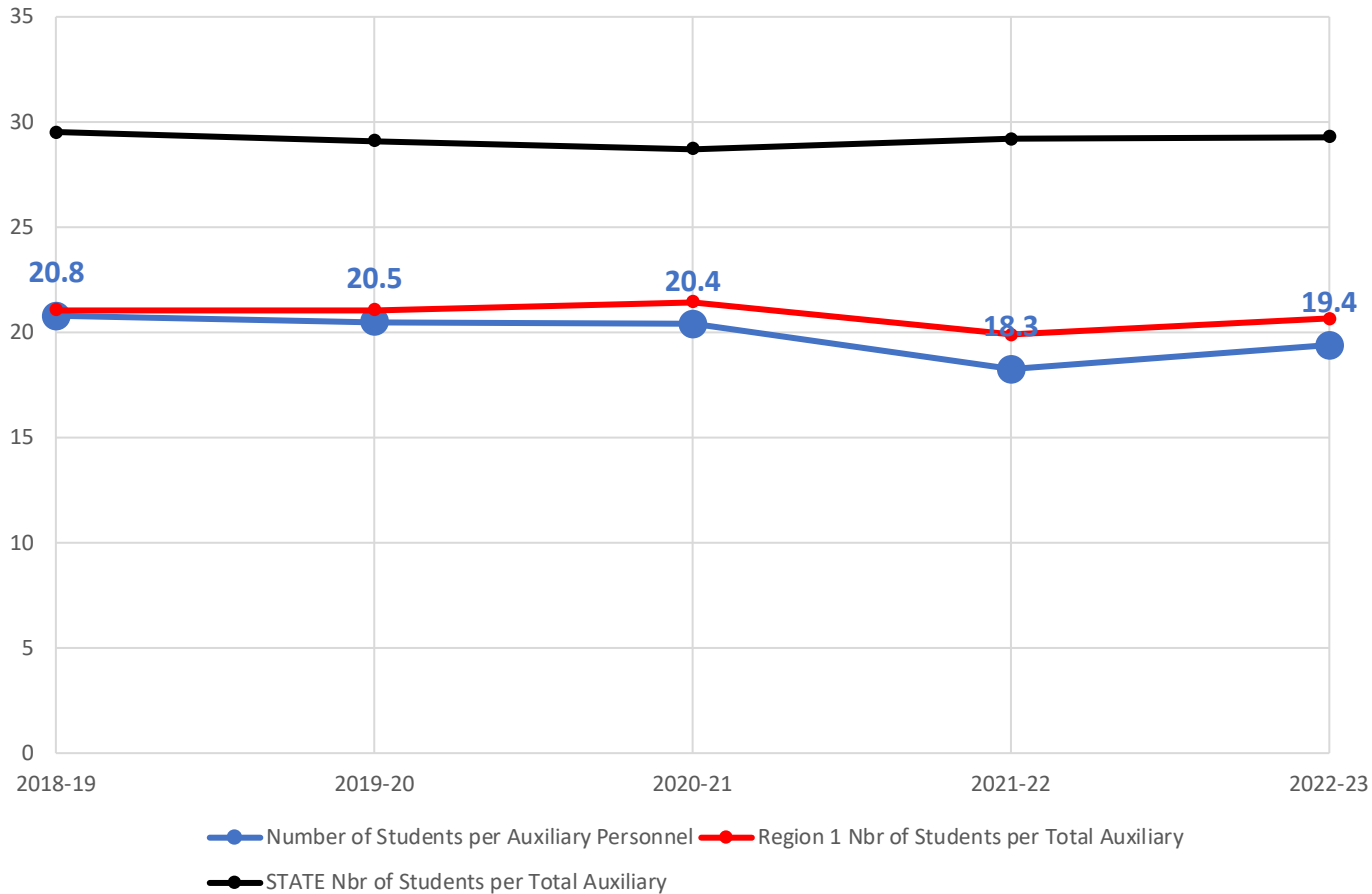
Warehouse

# Staffing Profile

## Mission CISD



Number of Students per Auxiliary Personnel



While fundamentally consistent with each other, Region One and MCISD's student to auxiliary personnel ratios are both meaningfully below the state ratio.

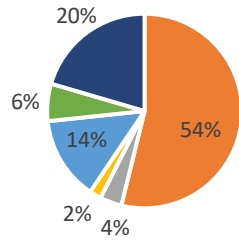


# Peer Comparison

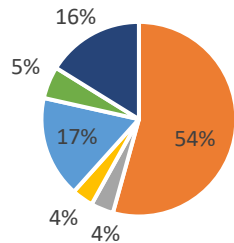
# Peer Comparison



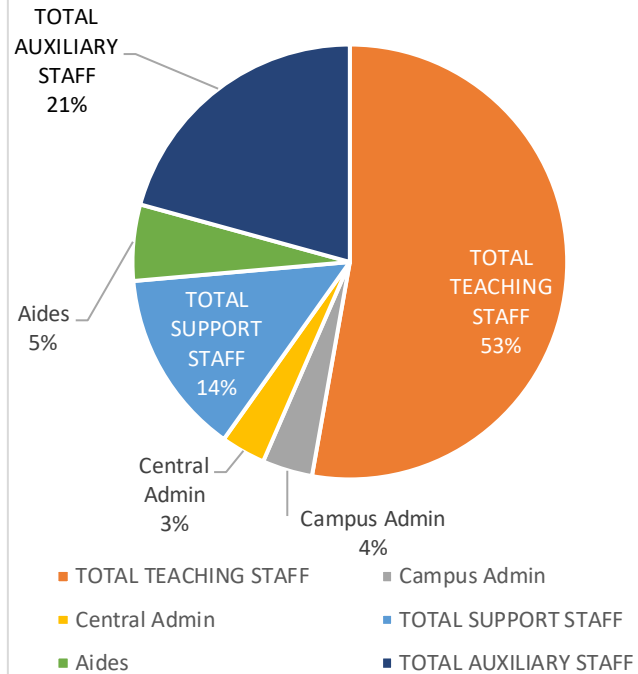
Eagle Pass ISD 2022-23 Total Base Pay



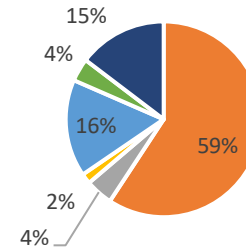
McAllen ISD 2022-23 Total Base Pay



Mission CISD 2022-23 Total Base Pay



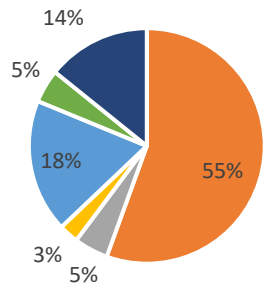
New Caney ISD 2022-23 Total Base Pay



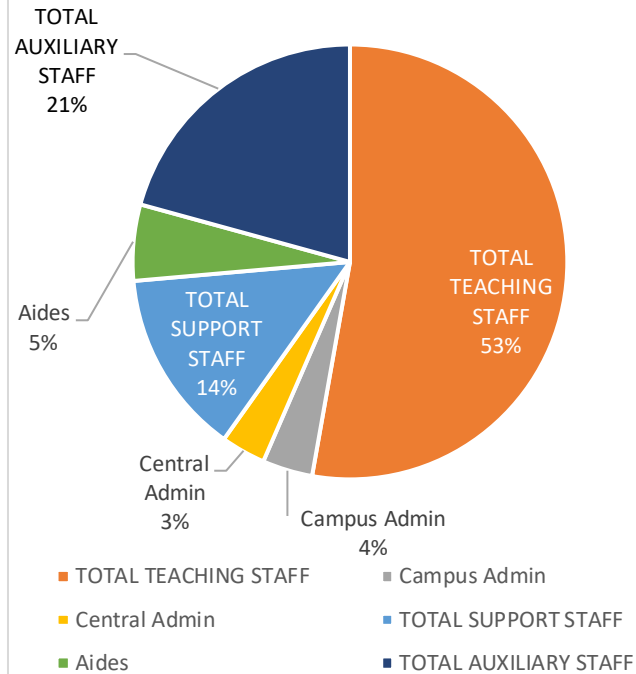
# Peer Comparison



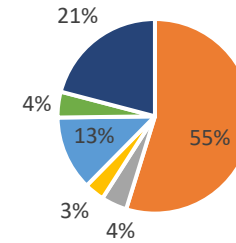
Tyler ISD 2022-23 Total Base Pay



Mission CISD 2022-23 Total Base Pay



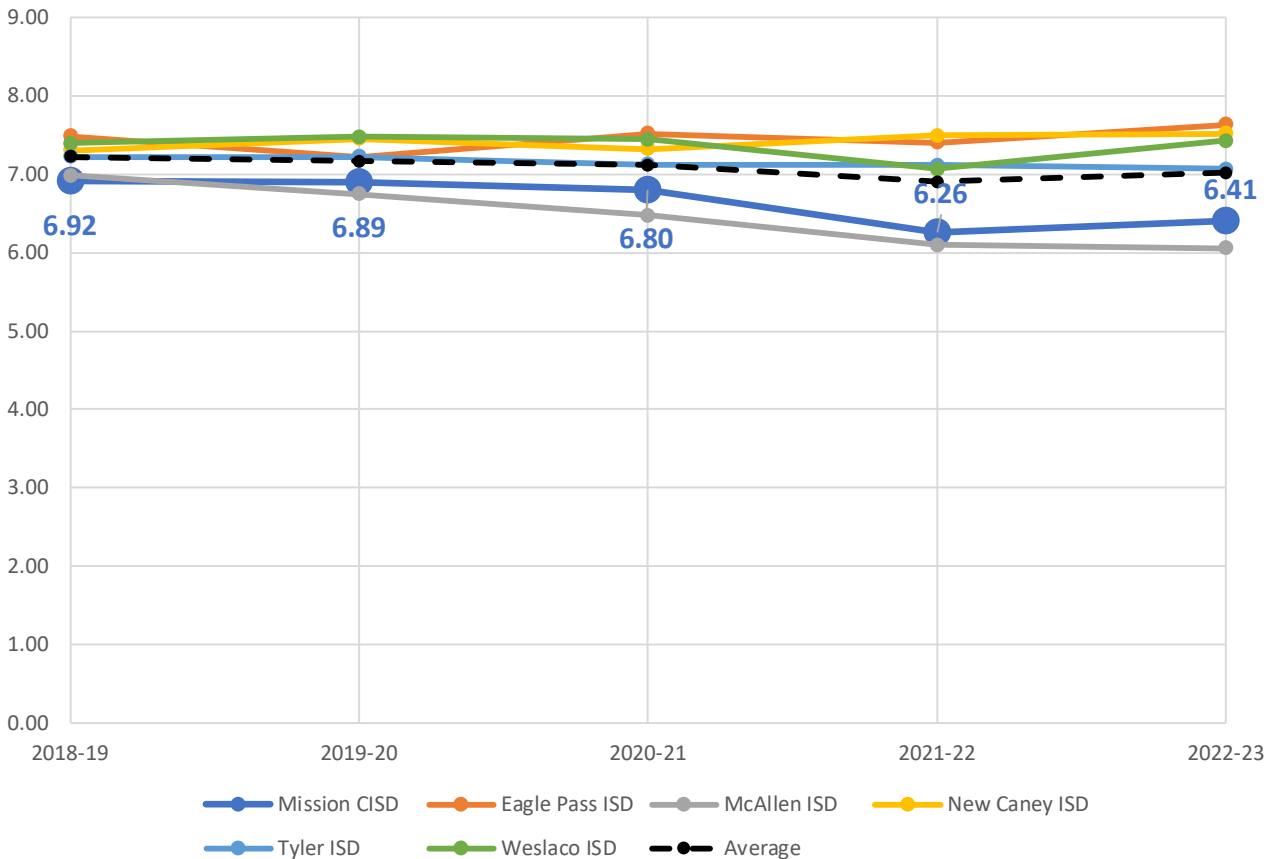
Weslaco ISD 2022-23 Total Base Pay



# Peer Comparison



Student Enrollment per Total Staff Ratio

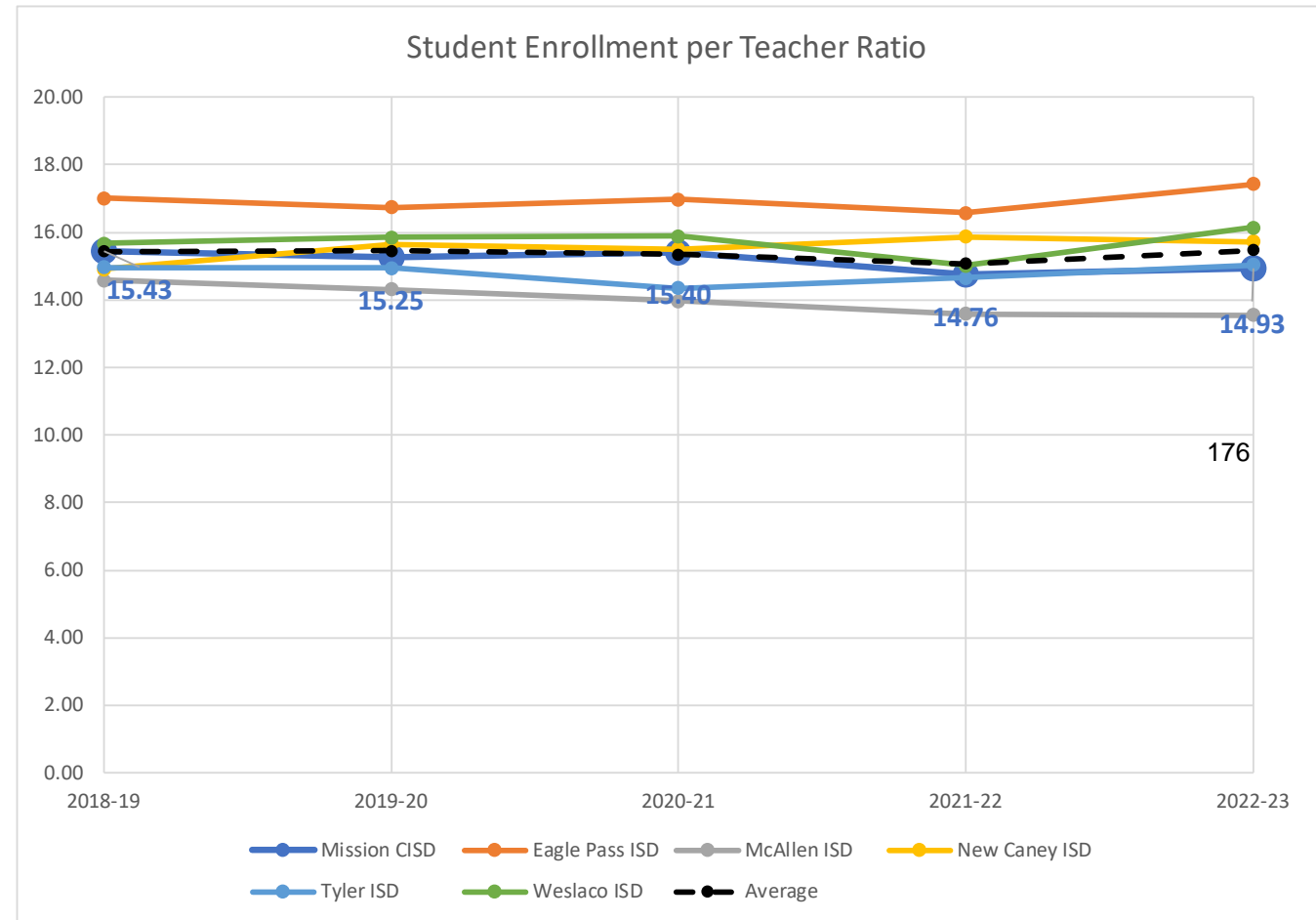


	Mission Cisd	Eagle Pass ISD	McAllen ISD	New Caney ISD	Tyler ISD	Weslaco ISD
2018-19	6.92	7.49	6.98	7.31	7.22	7.39
2019-20	6.89	7.22	6.75	7.45	7.22	7.48
2020-21	6.80	7.52	6.48	7.32	7.12	7.44
2021-22	6.26	7.41	6.10	7.49	7.12	7.06
2022-23	6.41	7.63	6.05	7.52	7.06	7.42

# Peer Comparison



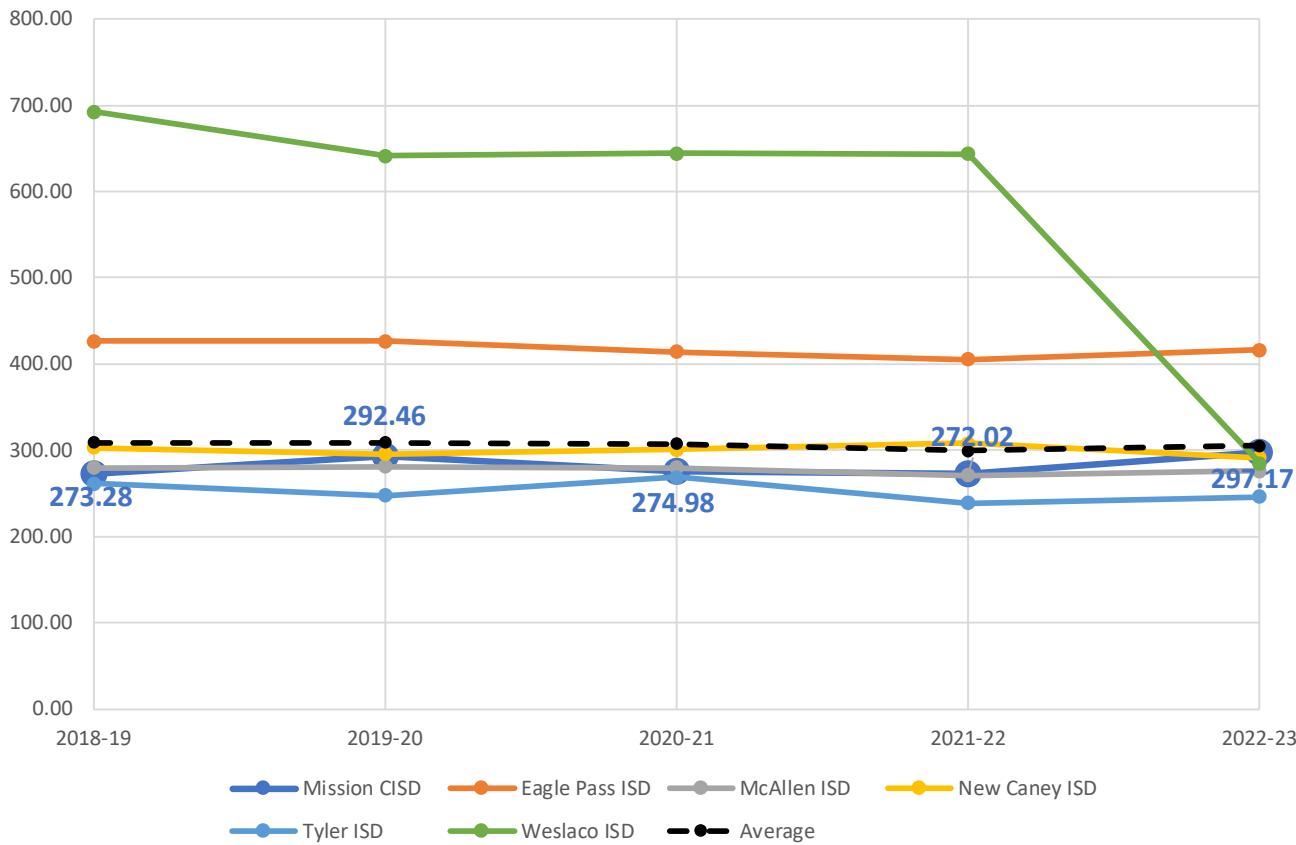
	Mission CISD	Eagle Pass ISD	McAllen ISD	New Caney ISD	Tyler ISD	Weslaco ISD
2018-19	15.43	17.00	14.58	14.91	14.95	15.67
2019-20	15.25	16.74	14.30	15.66	14.94	15.84
2020-21	15.40	16.97	13.96	15.50	14.35	15.89
2021-22	14.76	16.57	13.58	15.87	14.66	15.01
2022-23	14.93	17.42	13.55	15.72	15.04	16.14



# Peer Comparison



Student Enrollment per Campus Admin Ratio



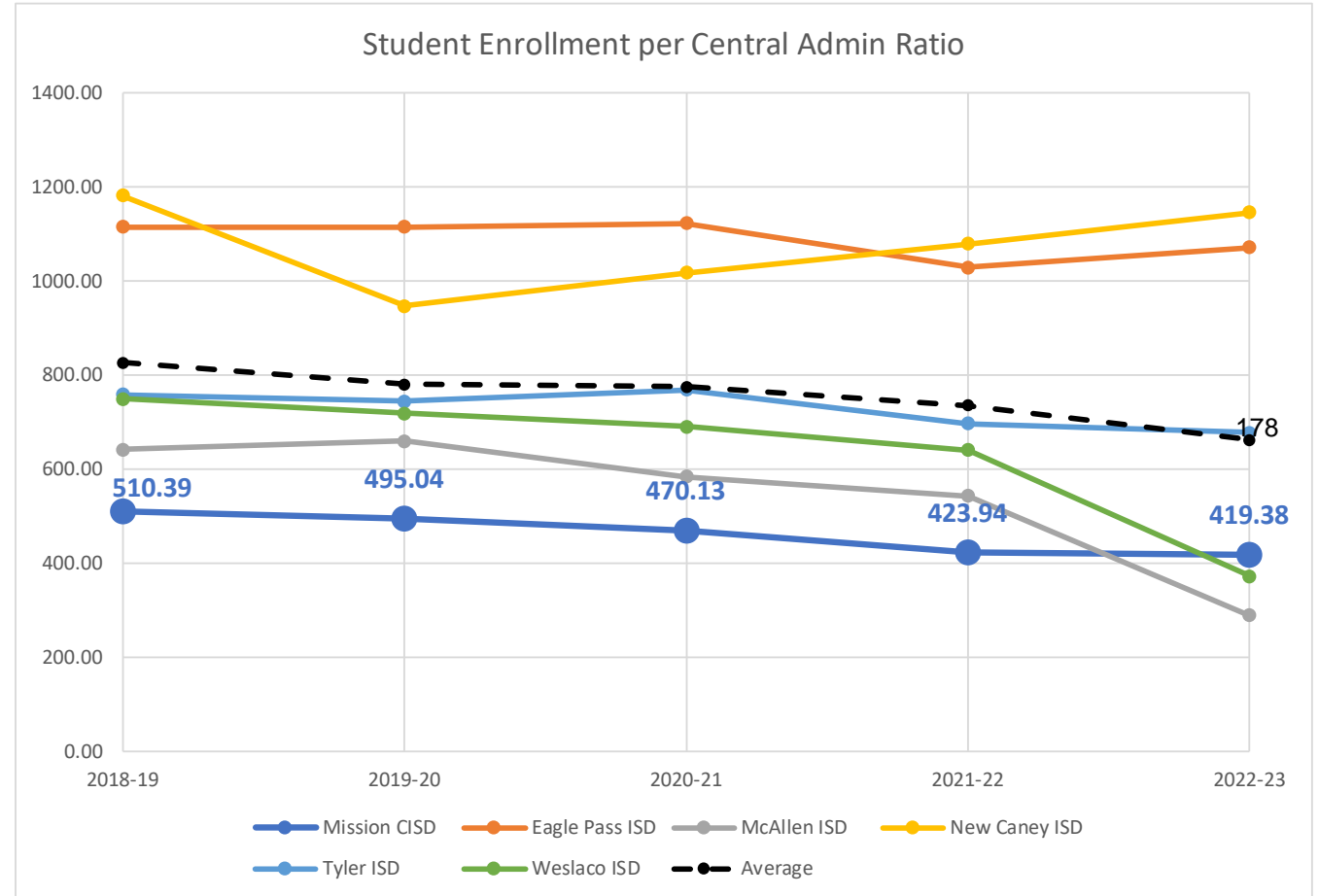
	Mission CISD	Eagle Pass ISD	McAllen ISD	New Caney ISD	Tyler ISD	Weslaco ISD
2018-19	273.28	426.38	279.54	303.32	261.51	692.61
2019-20	292.46	426.47	280.79	295.38	247.80	641.65
2020-21	274.98	413.93	279.31	300.87	268.50	644.54
2021-22	272.02	405.61	270.83	307.95	238.79	643.85
2022-23	297.17	415.97	275.66	291.22	245.98	284.82

Note: Weslaco is an outlier and has been removed from the Average line for this chart only.


# Peer Comparison



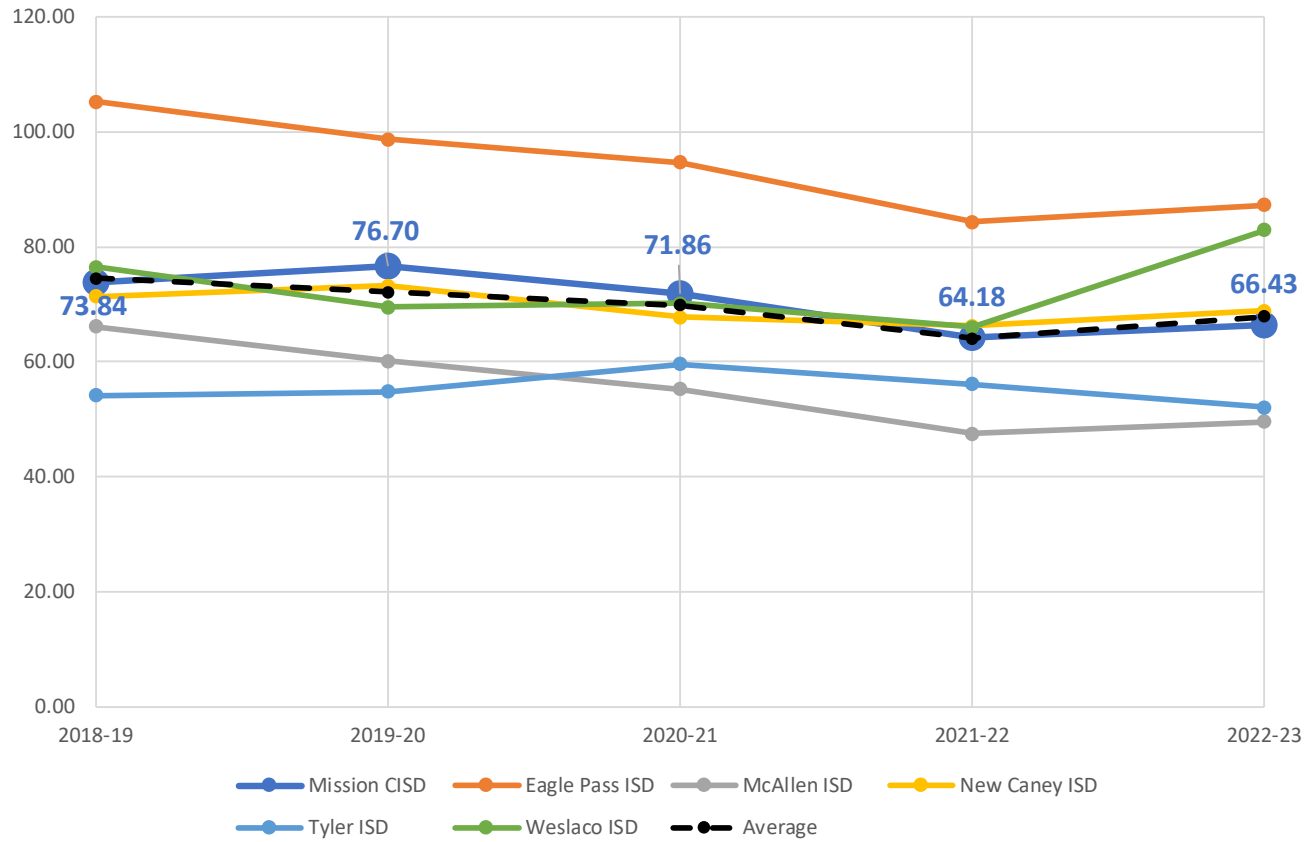
	Mission CISD	Eagle Pass ISD	McAllen ISD	New Caney ISD	Tyler ISD	Weslaco ISD
2018-19	510.39	1115.15	642.31	1181.54	758.87	750.13
2019-20	495.04	1115.39	659.62	947.65	744.09	719.36
2020-21	470.13	1122.24	583.84	1017.13	768.81	690.46
2021-22	423.94	1029.62	542.68	1079.19	696.66	640.68
2022-23	419.38	1071.92	288.86	1146.50	677.31	373.10



# Peer Comparison



Student Enrollment per Student Services Support Ratio

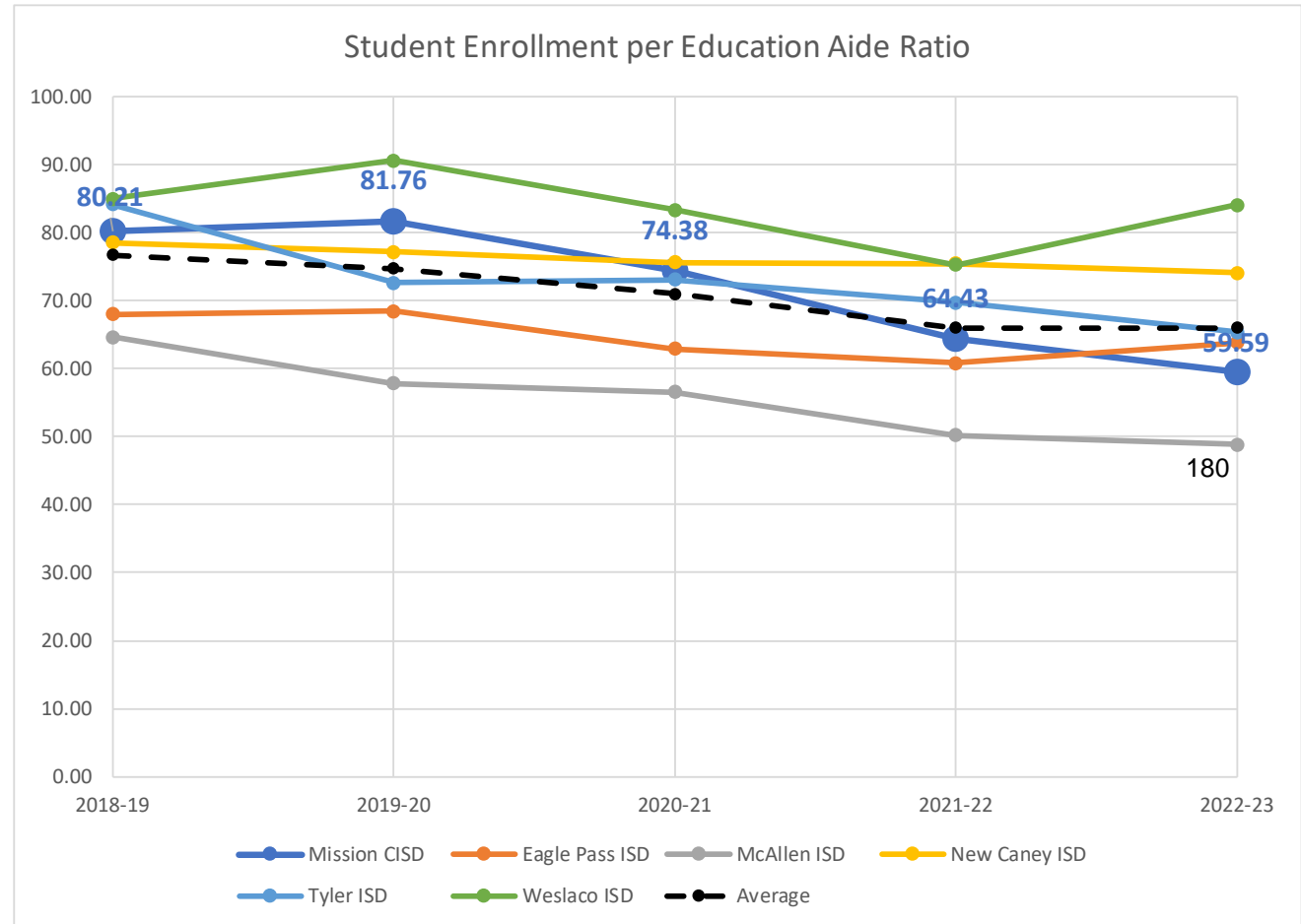


	Mission CISD	Eagle Pass ISD	McAllen ISD	New Caney ISD	Tyler ISD	Weslaco ISD
2018-19	73.84	105.23	66.17	71.36	54.19	76.46
2019-20	76.70	98.71	60.15	73.19	54.84	69.53
2020-21	71.86	94.74	55.19	67.73	59.63	70.15
2021-22	64.18	84.33	47.54	66.24	56.08	65.98
2022-23	66.43	87.28	49.61	68.89	52.11	82.88


# Peer Comparison



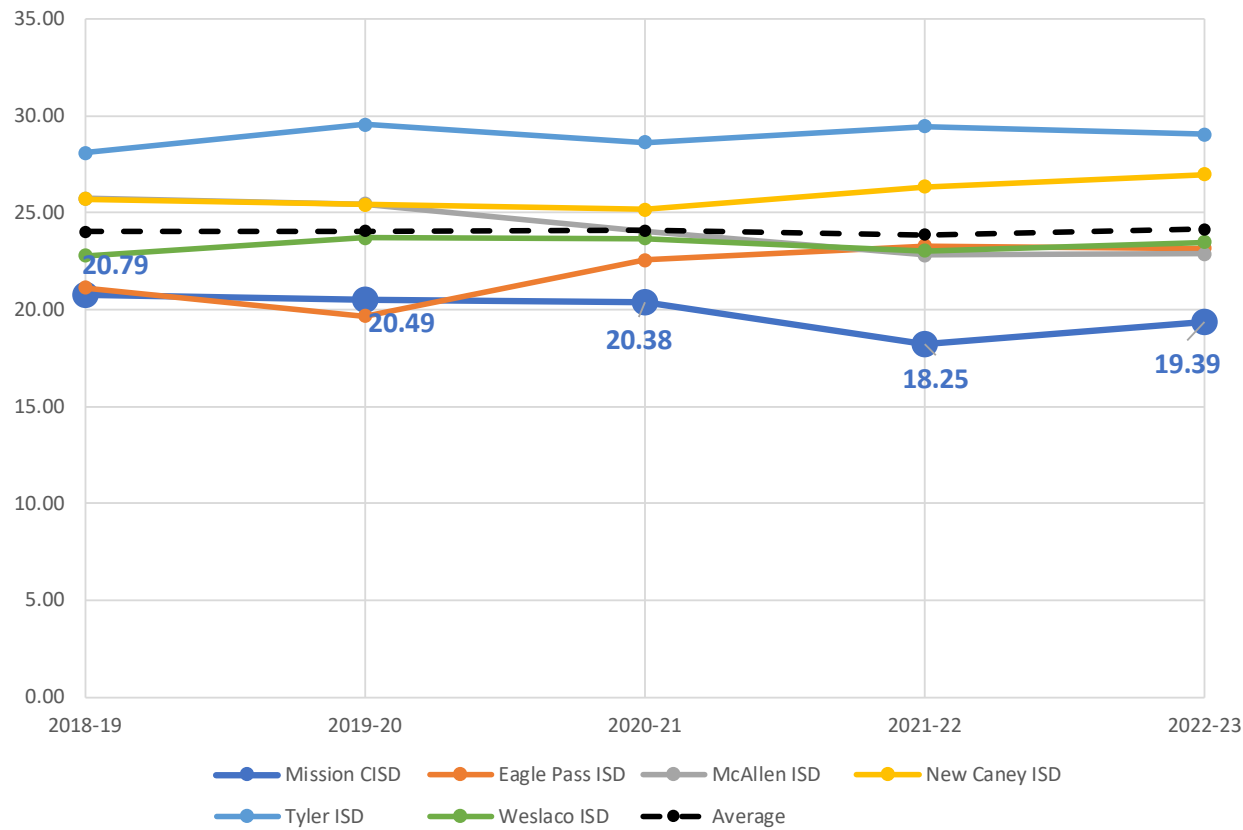
	Mission CISD	Eagle Pass ISD	McAllen ISD	New Caney ISD	Tyler ISD	Weslaco ISD
2018-19	80.21	67.99	64.64	78.54	84.21	84.98
2019-20	81.76	68.46	57.88	77.22	72.66	90.62
2020-21	74.38	62.93	56.58	75.64	73.06	83.33
2021-22	64.43	60.79	50.19	75.47	69.76	75.32
2022-23	59.59	63.82	48.83	74.12	65.39	84.07



# Peer Comparison



Student Enrollment per Auxiliary Staff Ratio




	Mission CISD	Eagle Pass ISD	McAllen ISD	New Caney ISD	Tyler ISD	Weslaco ISD
2018-19	20.79	21.13	25.74	25.70	28.09	22.79
2019-20	20.49	19.66	25.46	25.44	29.57	23.70
2020-21	20.38	22.56	24.04	25.17	28.63	23.69
2021-22	18.25	23.28	22.81	26.36	29.48	23.05
2022-23	19.39	23.18	22.89	26.97	29.05	23.48

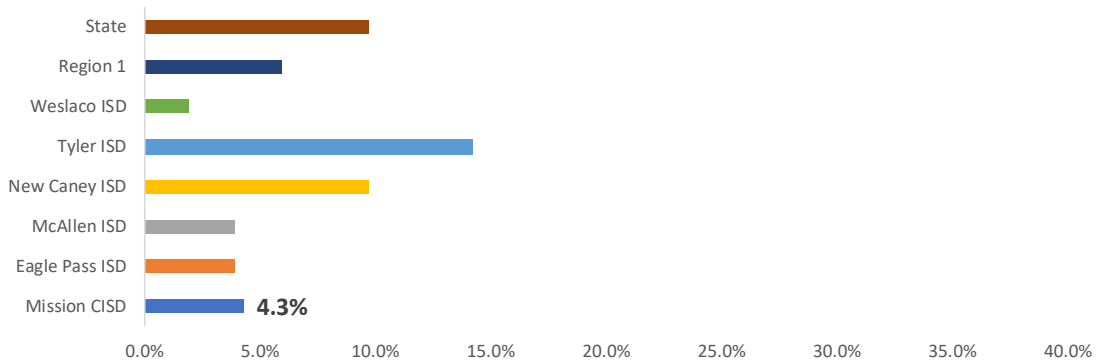


# Teaching Experience

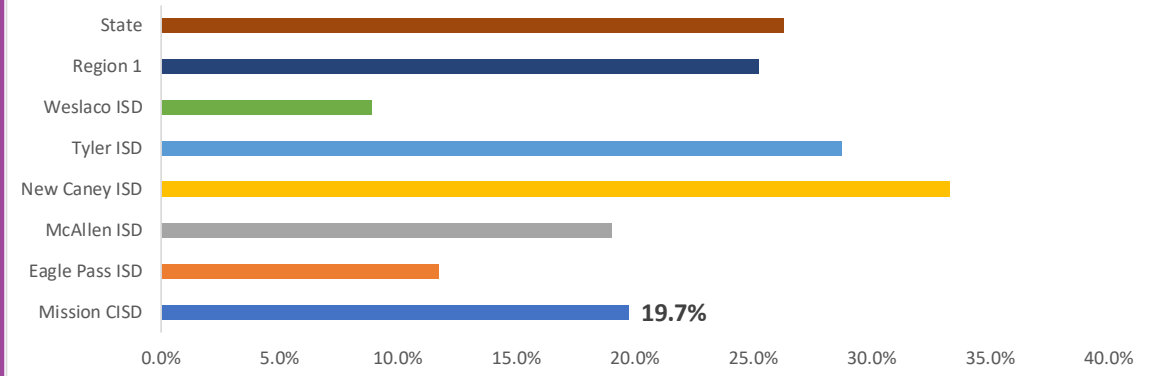
# Teaching Experience



Beginning Teachers




1-5 Years

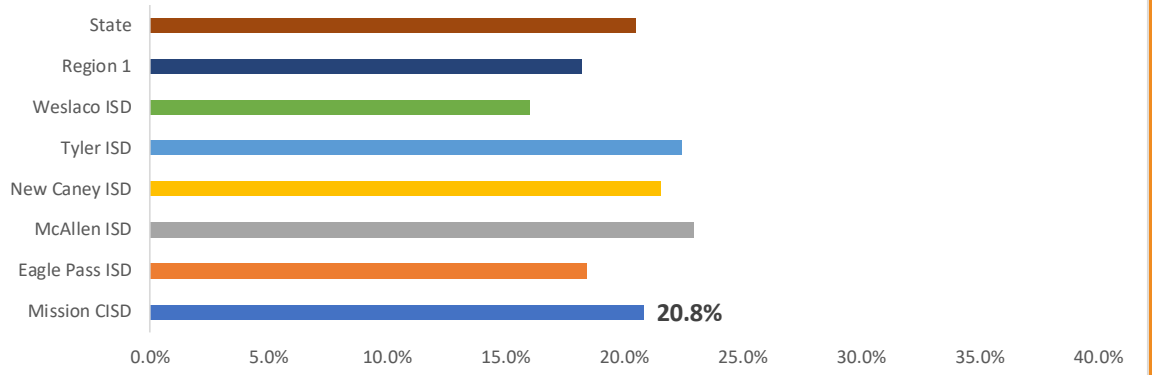


--	--	--	--

# Teaching Experience

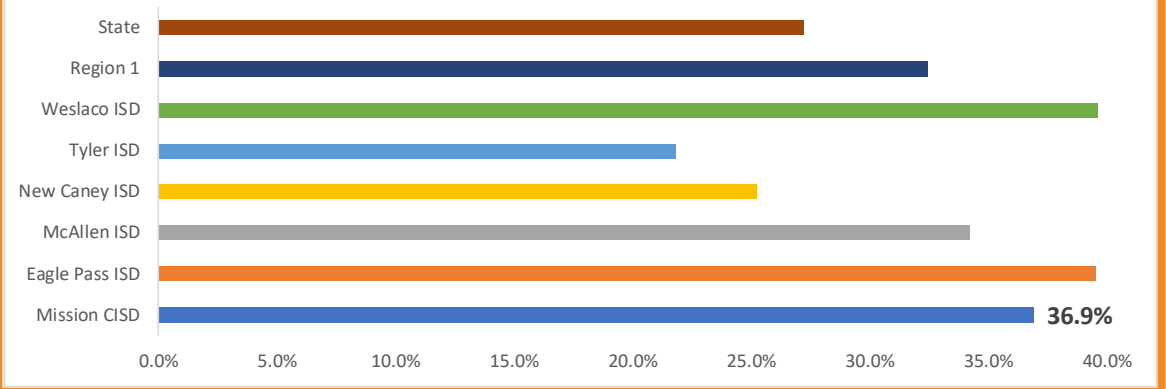


6-10 Years




184

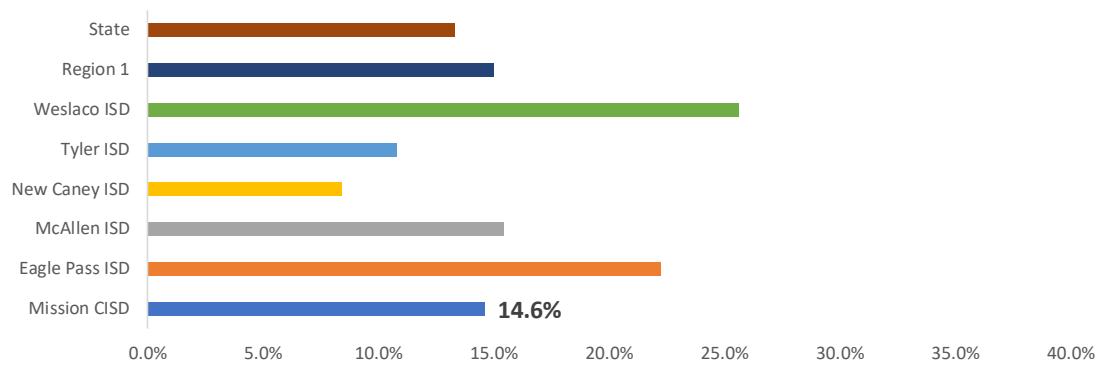
11-20 Years



# Teaching Experience

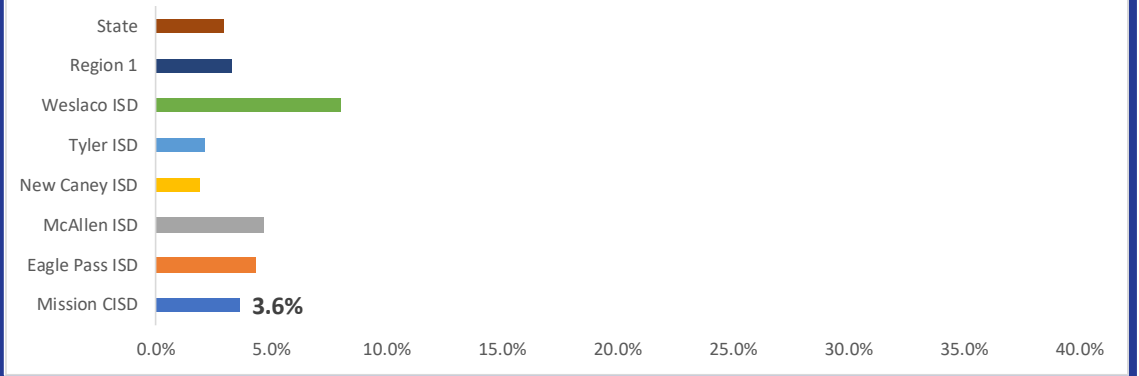


21-30 Years



185


Over 30 Years



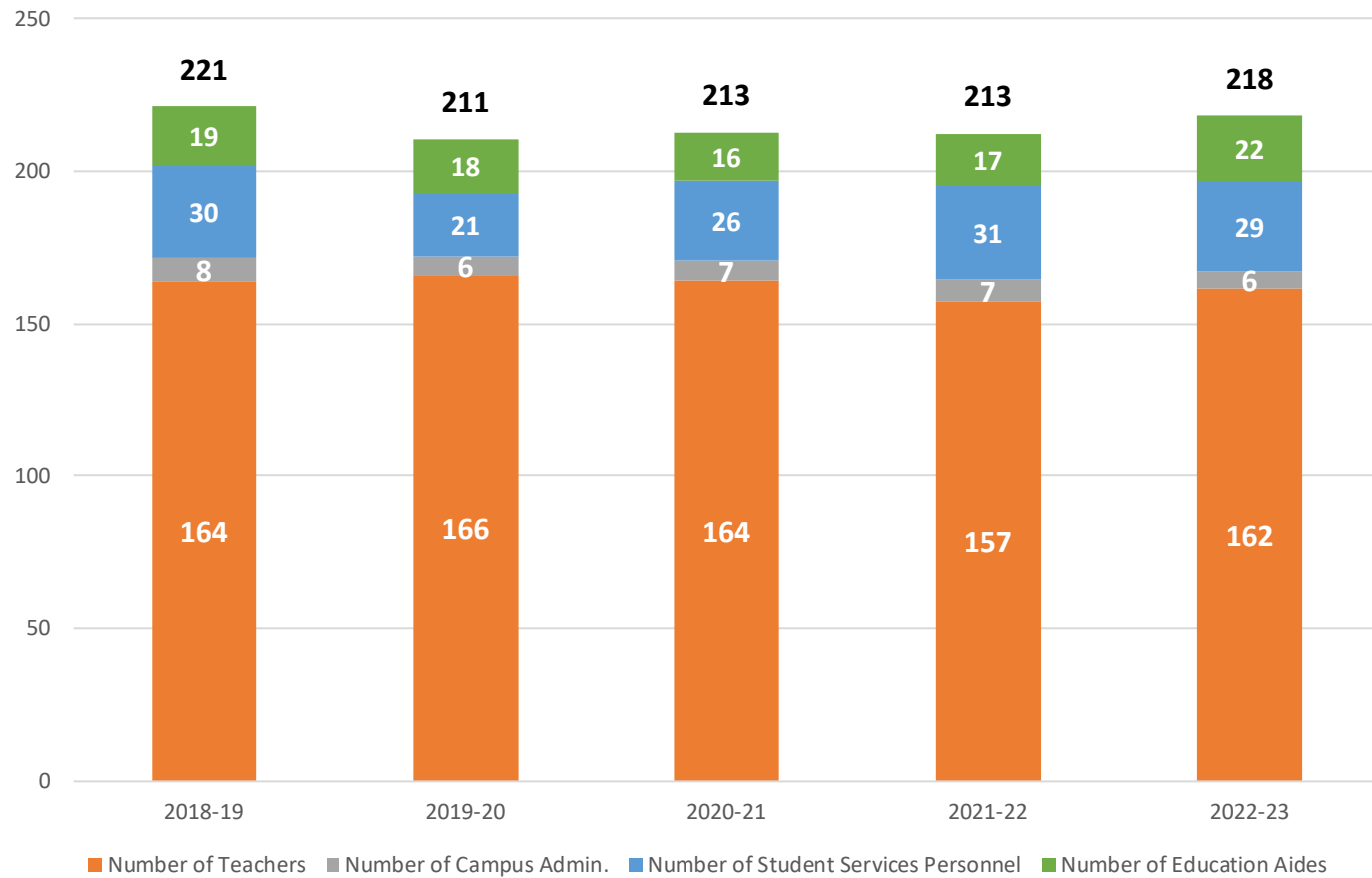


# High School & Peer Comparisons

# High School & Peers



Staff Profile




## Mission High School Staffing Profile

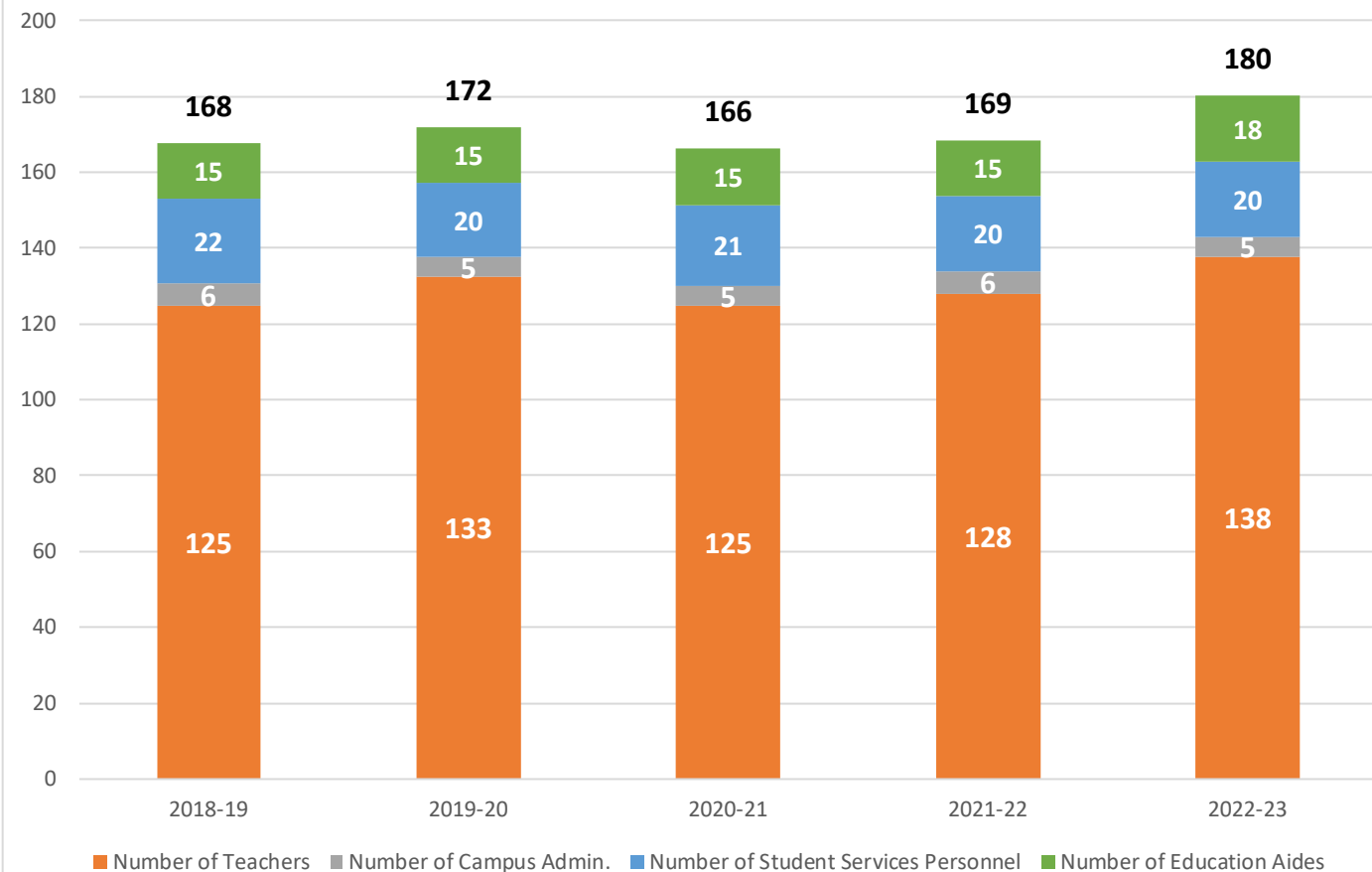
187

Source: TAPR 2018-2023

# High School & Peers



Staff Profile




## Veterans Memorial High School Staffing Profile

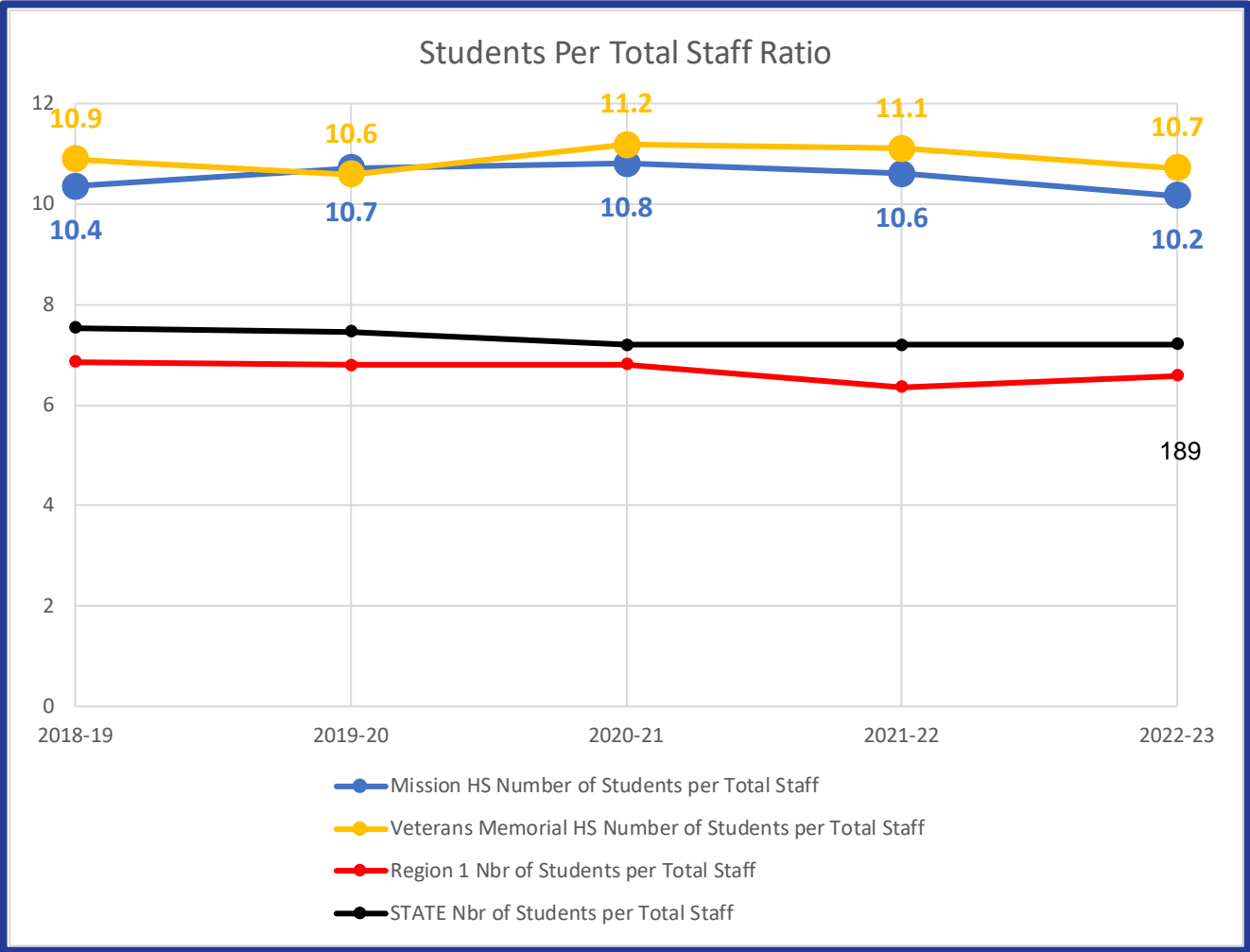
VMHS's administration and support personnel have remained stable over time with total increase in personnel from 2021-22 to 2022-23 attributed to teaching faculty and aides.

188

# High School & Peers



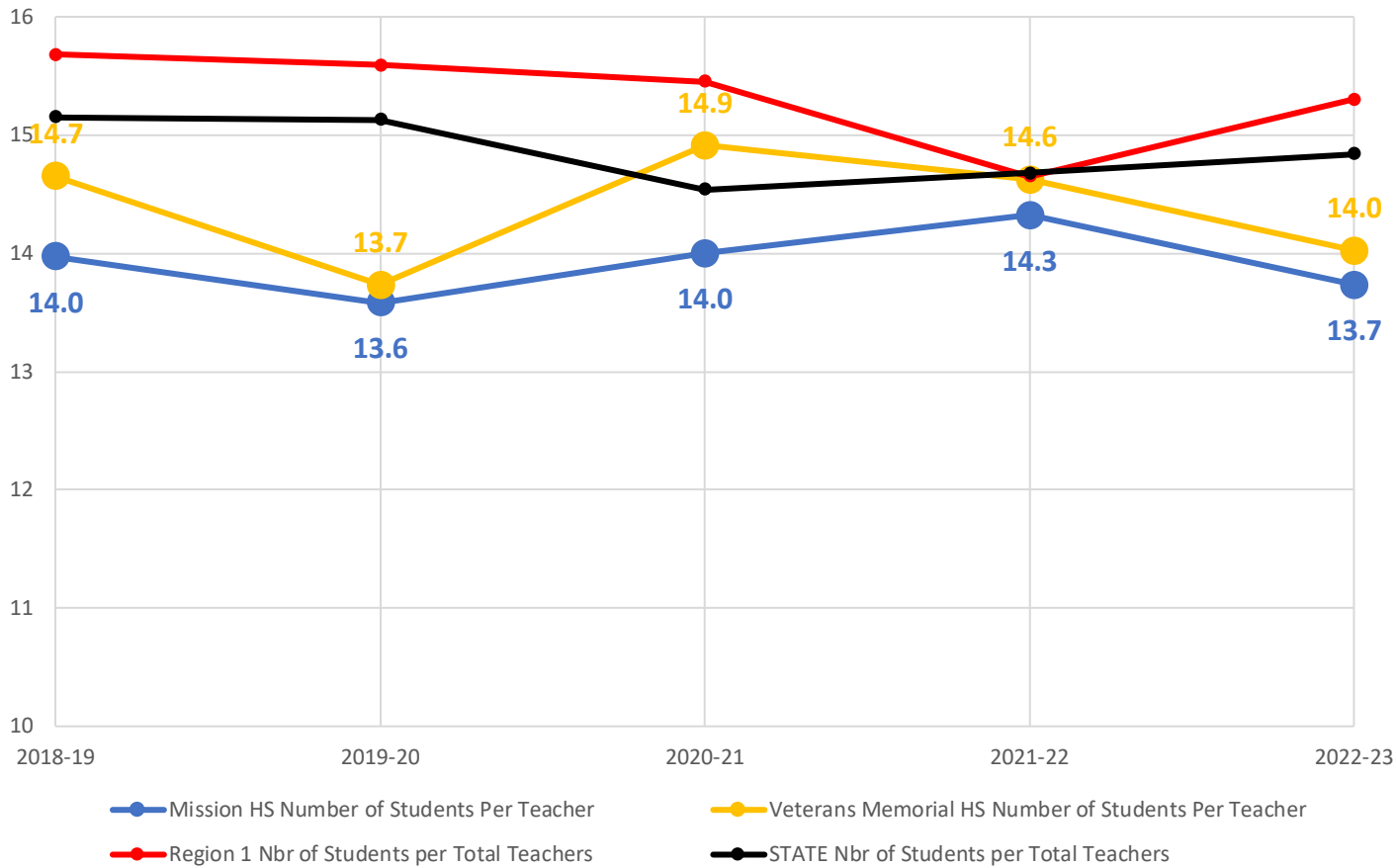
**Mission CISD High Schools:  
Students per Total Staff**



# High School & Peers




Students per Teacher Ratio



**Mission CISD High Schools:  
Students per Teachers**

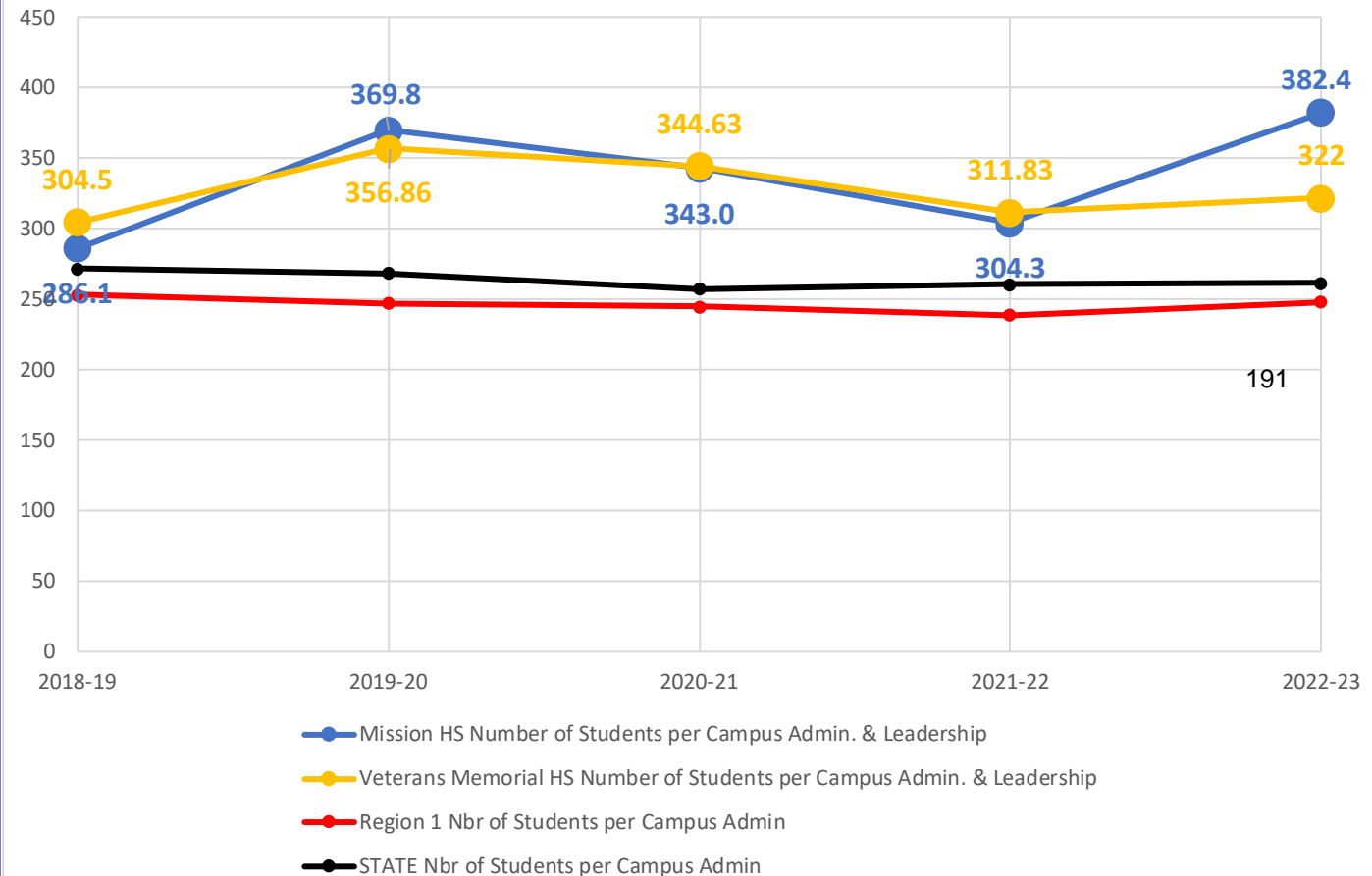
190

# High School & Peers




## Mission CISD High Schools: Students per Administrators

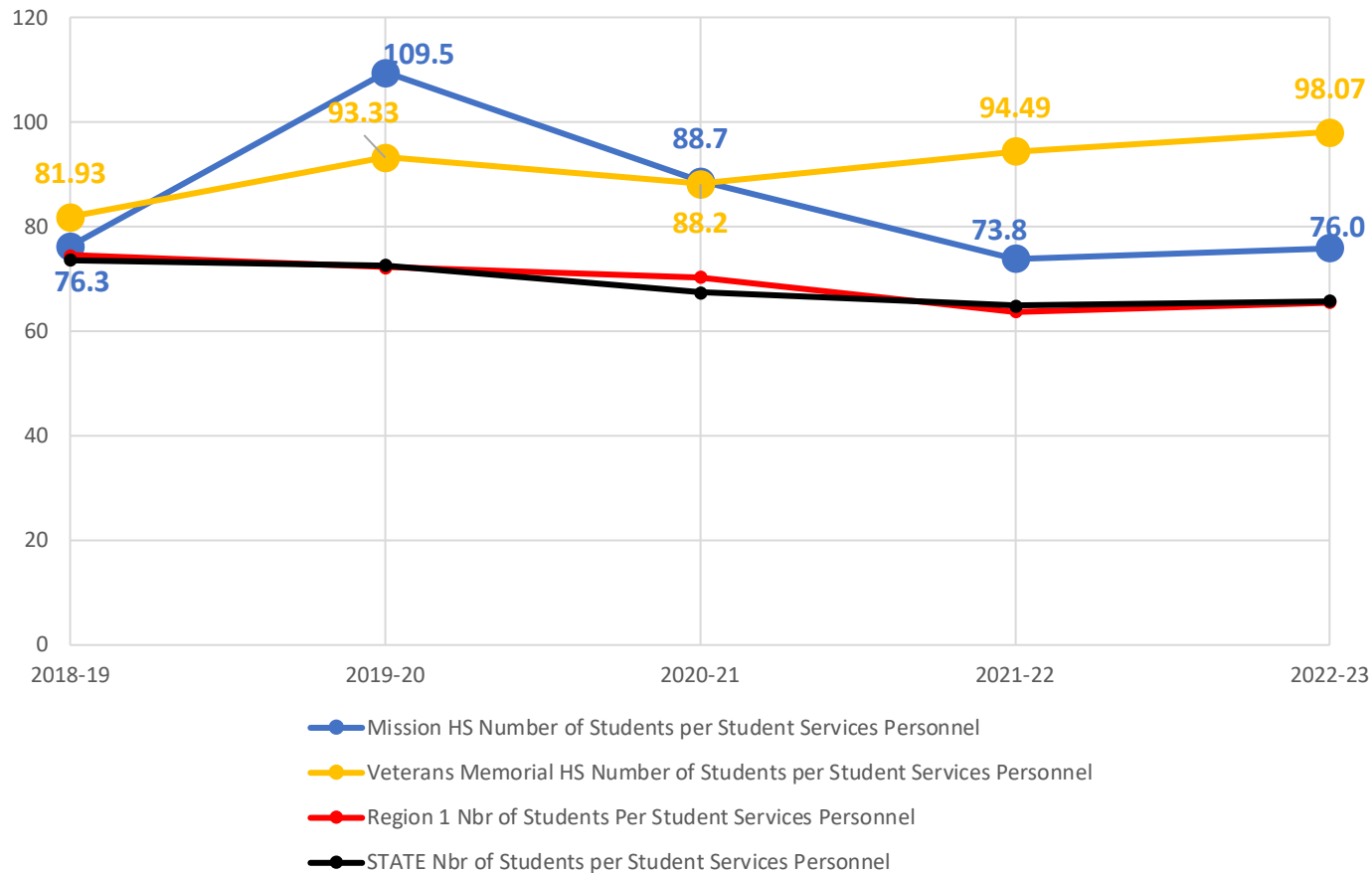
Number of Students Per Campus Admin. & Leadership



# High School & Peers




Number of Students per Student Services Personnel

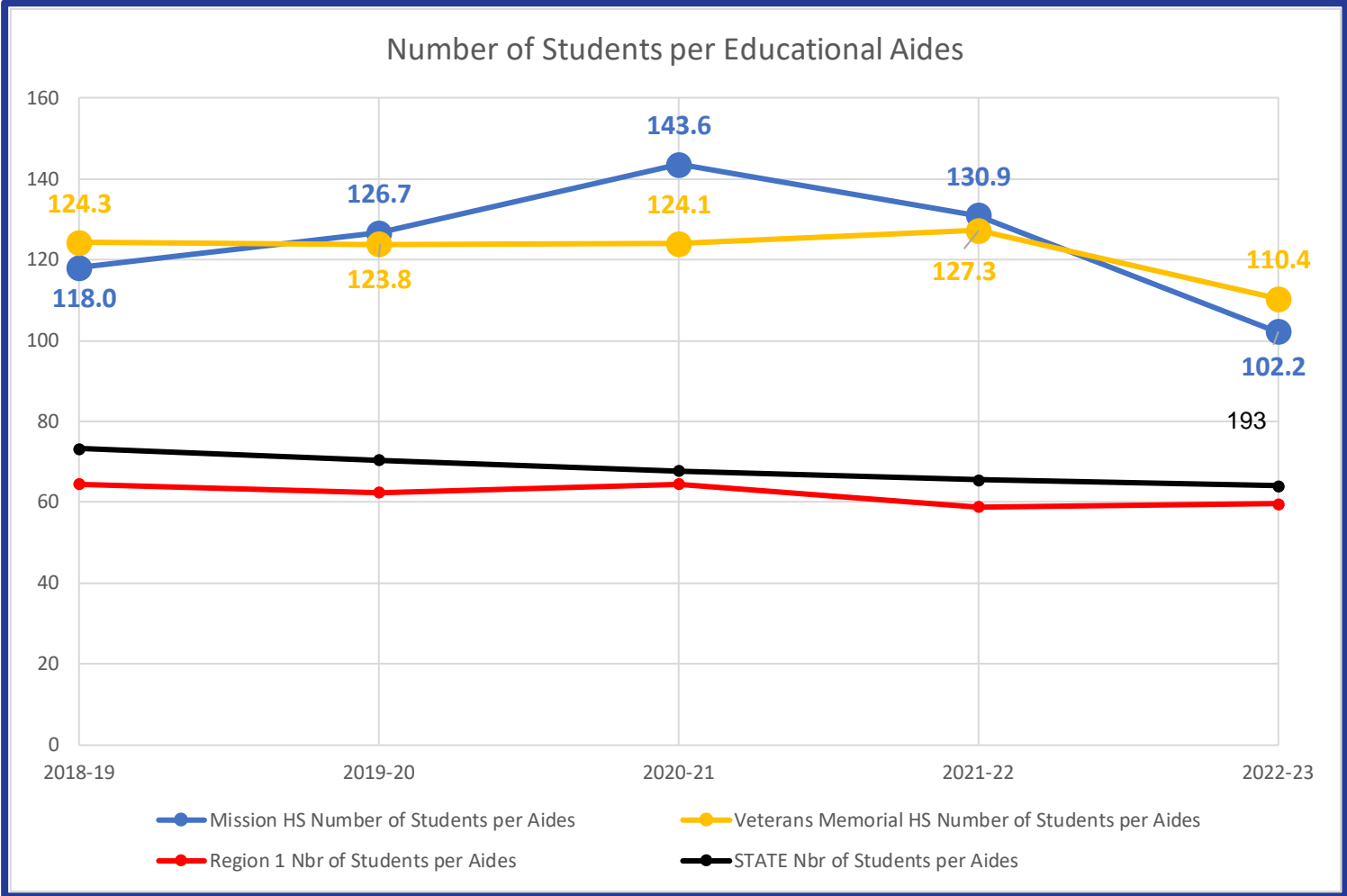


**Mission CISD High Schools:  
Students per Student Services  
Personnel**


# High School & Peers



## Mission CISD High Schools: Students per Educational Aides

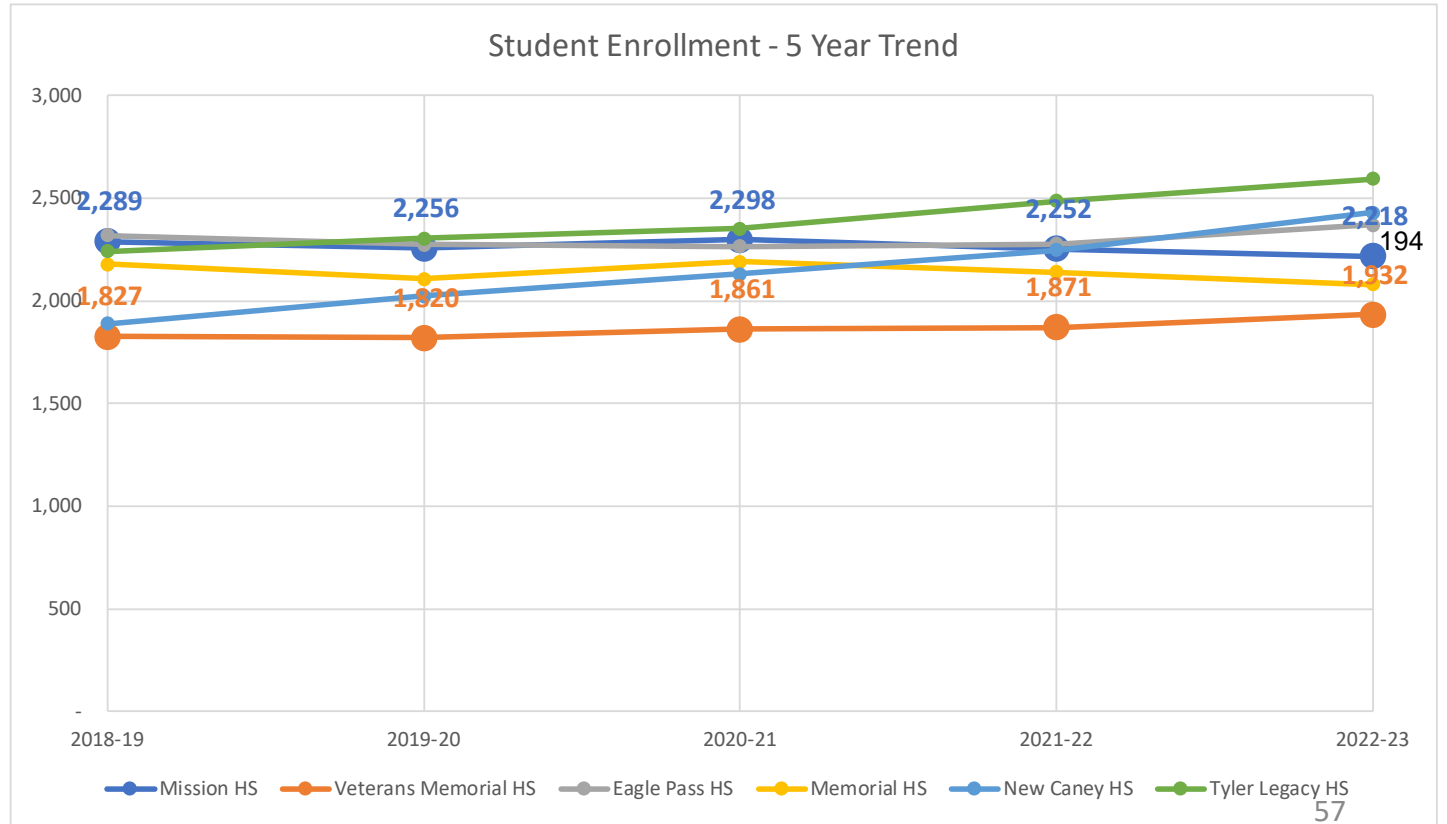


# High School & Peers



## Mission CISD High Schools Enrollment Comparison to High School Enrollment in Peer Districts

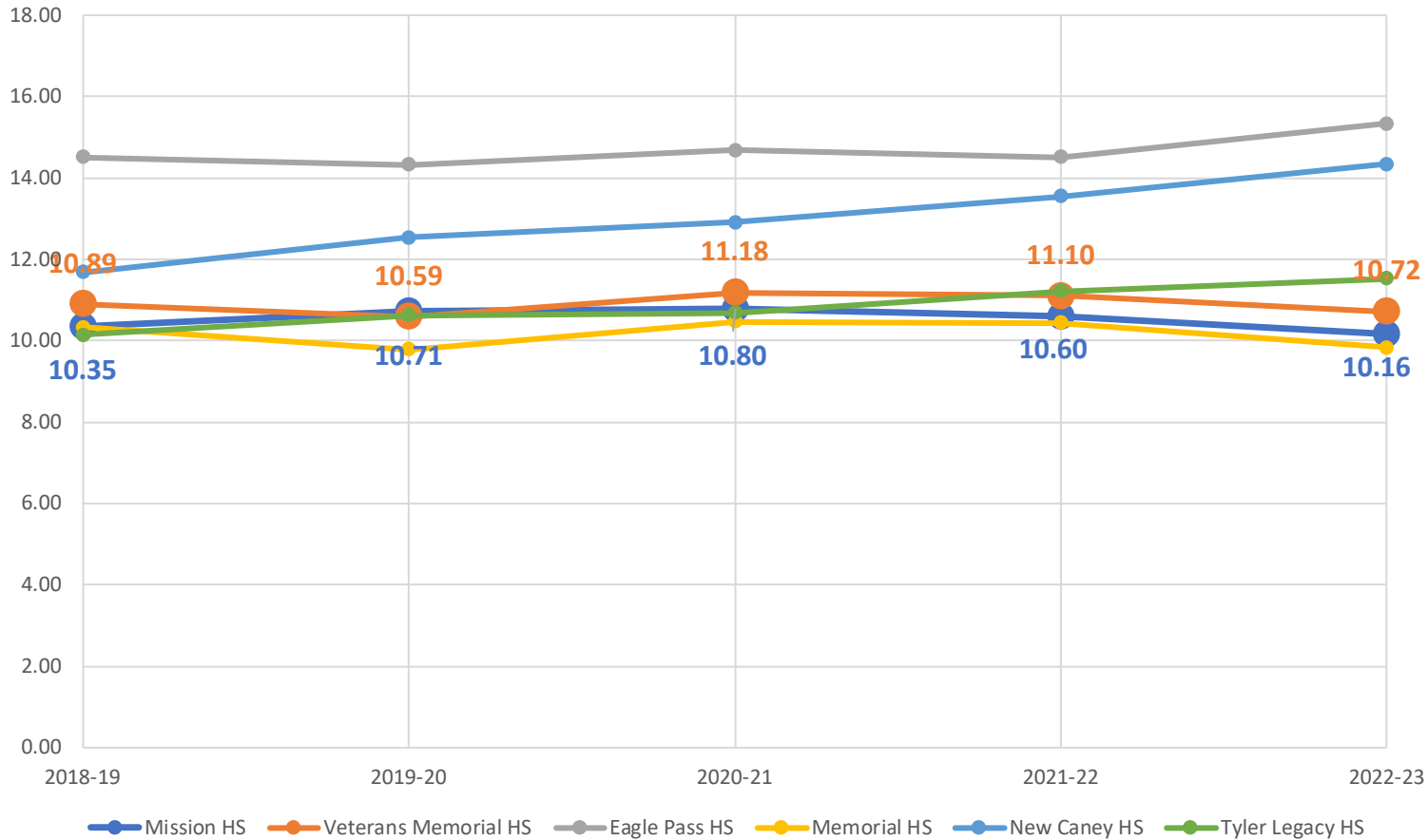
	Mission HS	Veterans Memorial HS	Eagle Pass HS	Memorial HS	New Caney HS	Tyler Legacy HS
2018-19	2,289	1,827	2,320	2,178	1,888	2,240
2019-20	2,256	1,820	2,273	2,106	2,022	2,304
2020-21	2,298	1,861	2,264	2,189	2,131	2,351
2021-22	2,252	1,871	2,277	2,138	2,246	2,487
2022-23	2,218	1,932	2,369	2,080	2,428	2,594



# High School & Peers




Student Enrollment per Total Staff Ratio



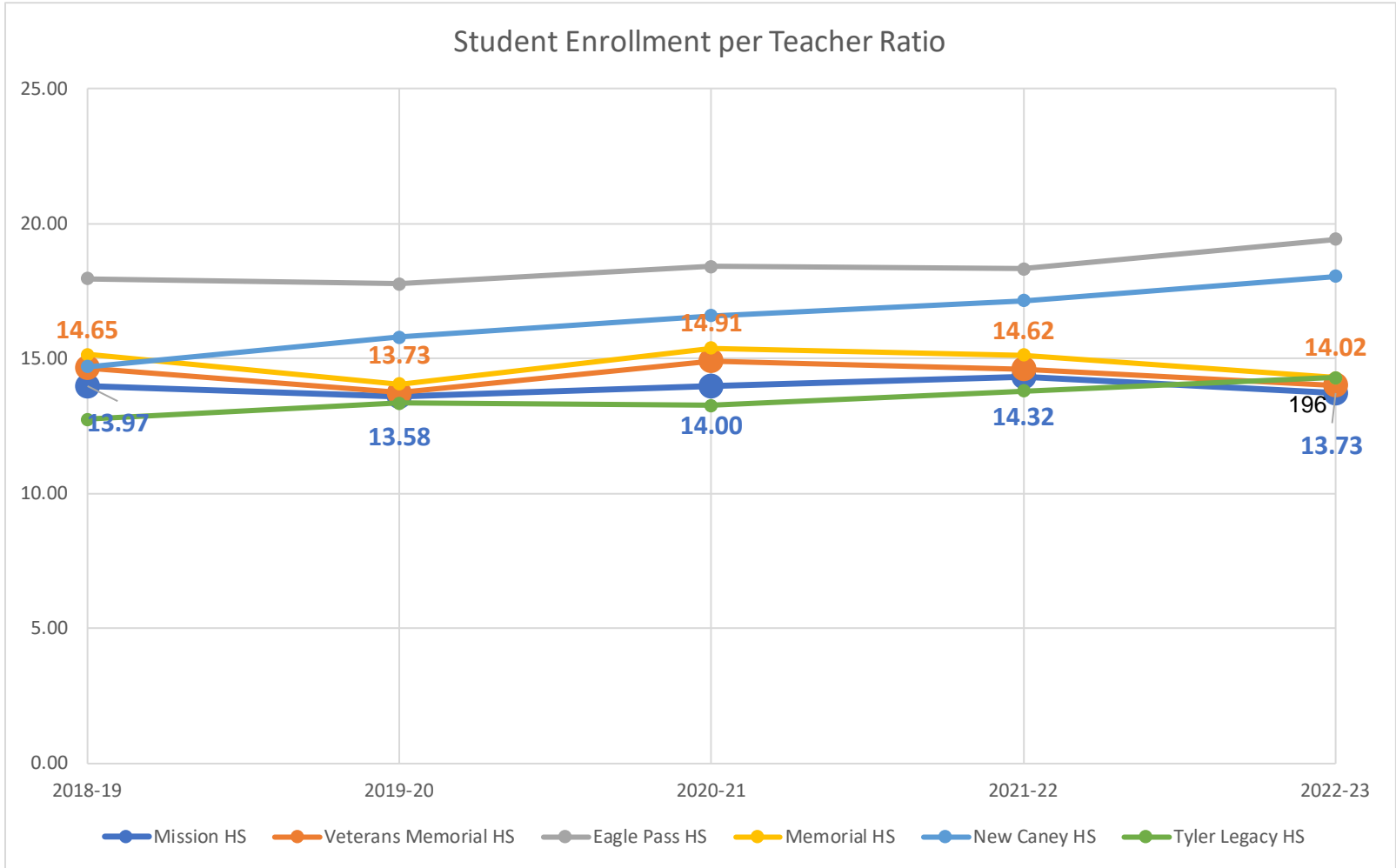
**Mission CISD High Schools  
&  
Peer High Schools  
Student Enrollment to Total Staff**

195

# High School & Peers



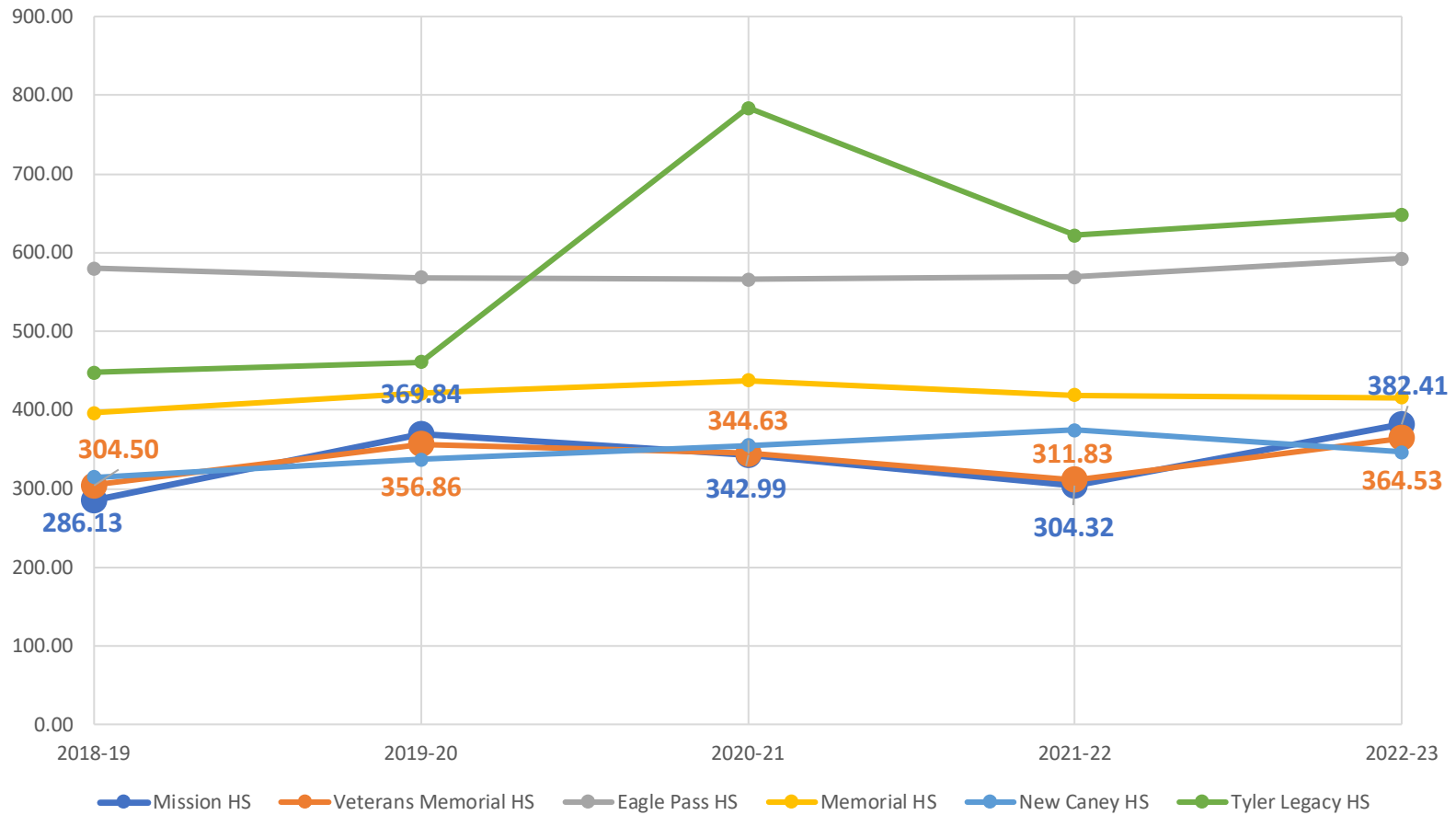
**Mission CISD High Schools  
&  
Peer High Schools  
Student Enrollment to Teachers**



# High School & Peers




Student Enrollment per Campus Admin Ratio



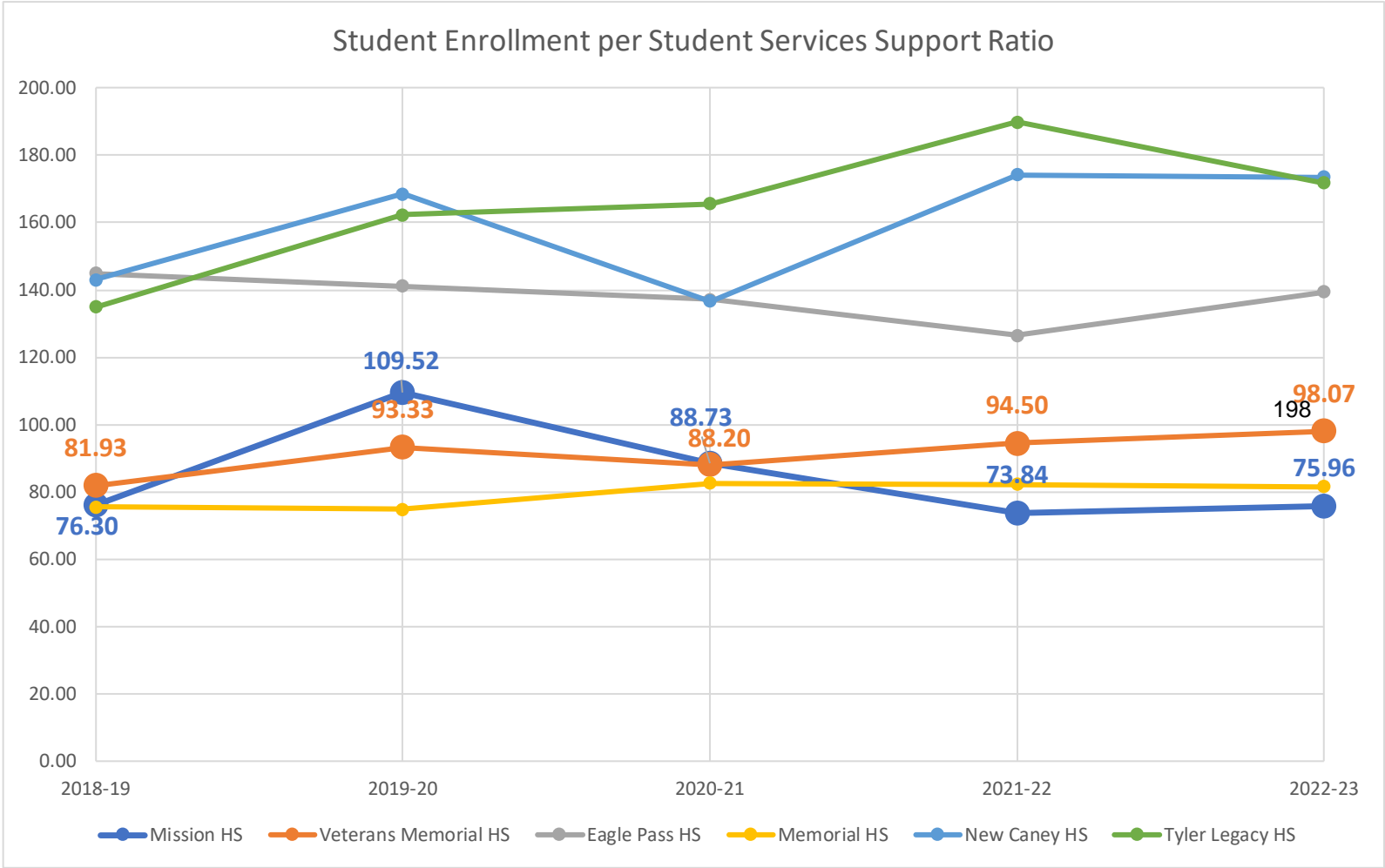
**Mission CISD High Schools  
&  
Peer High Schools  
Student Enrollment to Campus  
Administration**

197


# High School & Peers



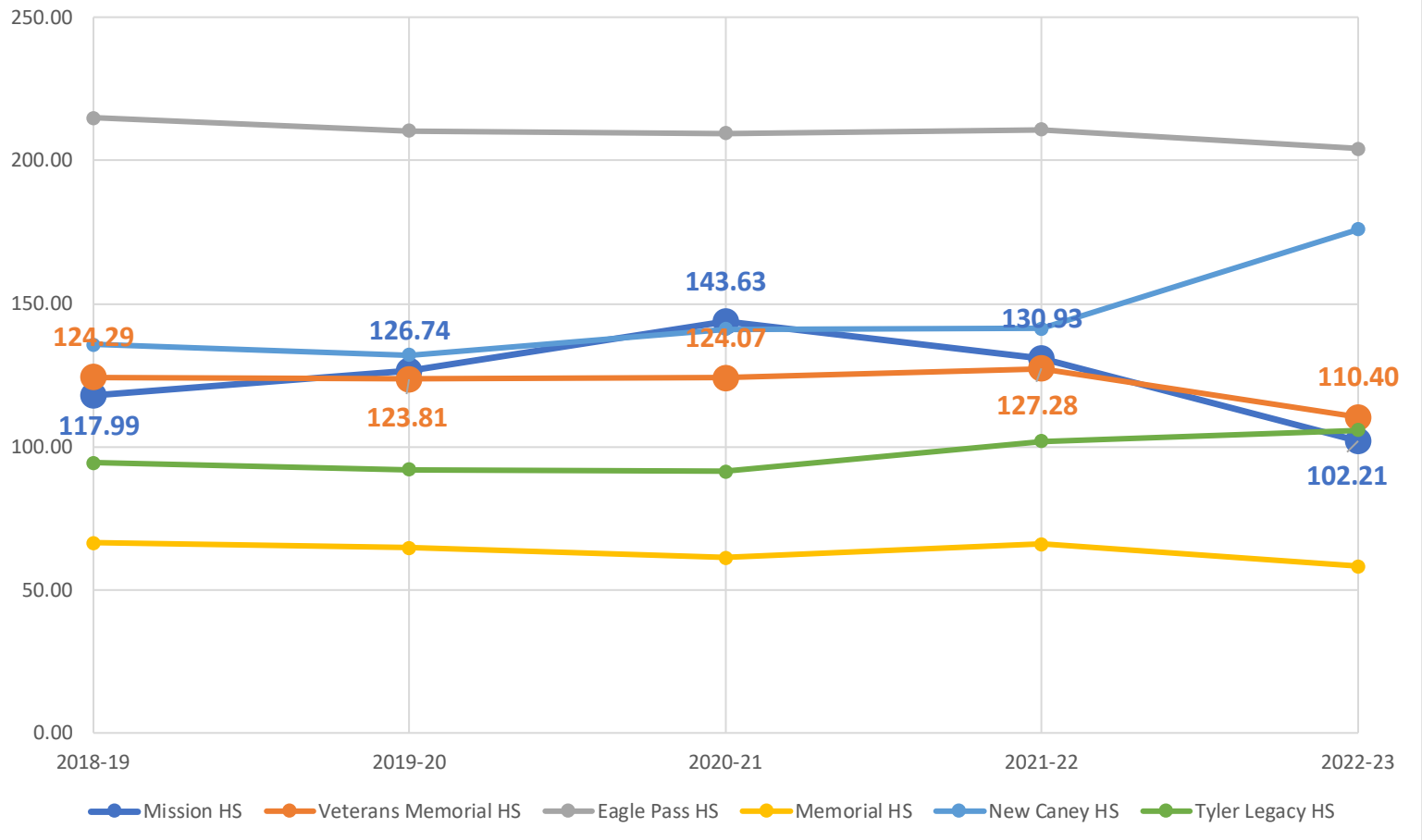
**Mission CISD High Schools  
&  
Peer High Schools  
Student Enrollment to Student  
Services Personnel**



# High School & Peers



Student Enrollment per Education Aide Ratio



**Mission CISD High Schools  
& Peer High Schools Student  
Enrollment to Educational Aides**

199



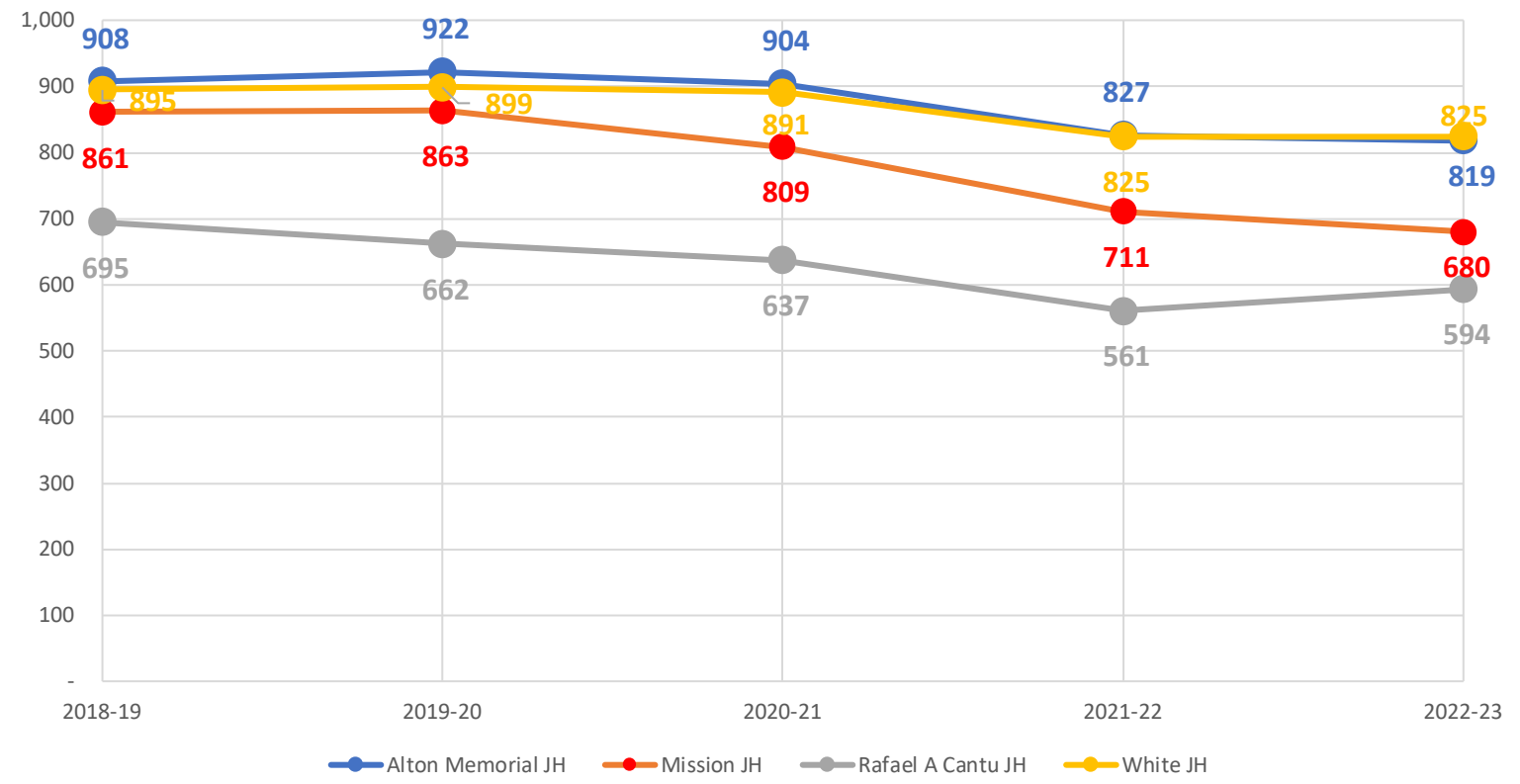
# Middle Schools

# Middle Schools



	Alton Memorial JH	Mission JH	Rafael A Cantu JH	White JH
2018-19	908	861	695	895
2019-20	922	863	662	899
2020-21	904	809	637	891
2021-22	827	711	561	825

Student Enrollment - 5 Year Trend



**Mission CISD Junior High Schools:  
Student Enrollment Trend**

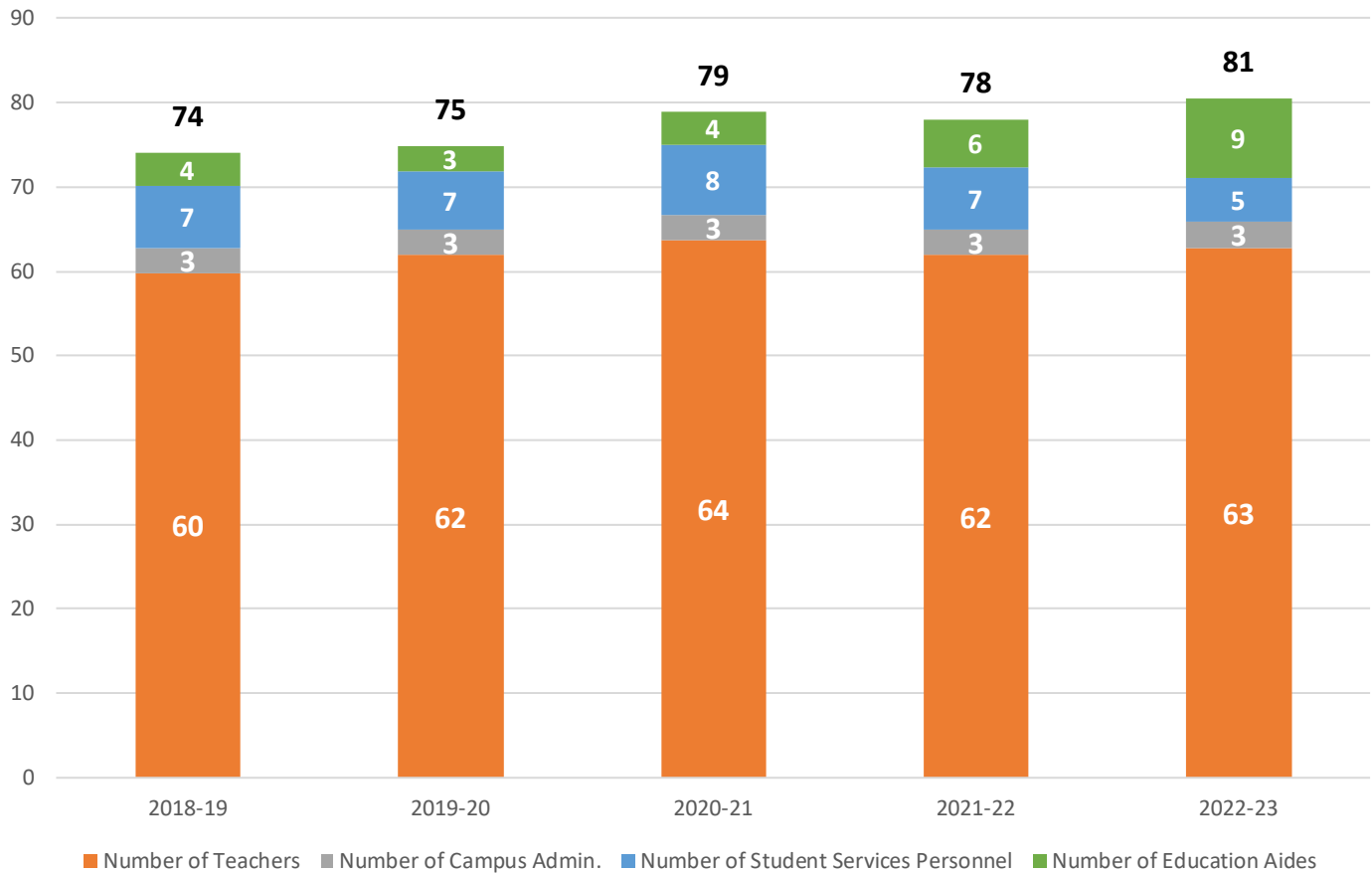
201

Source: TAPR 2018-2023

# Middle Schools



Staff Profile

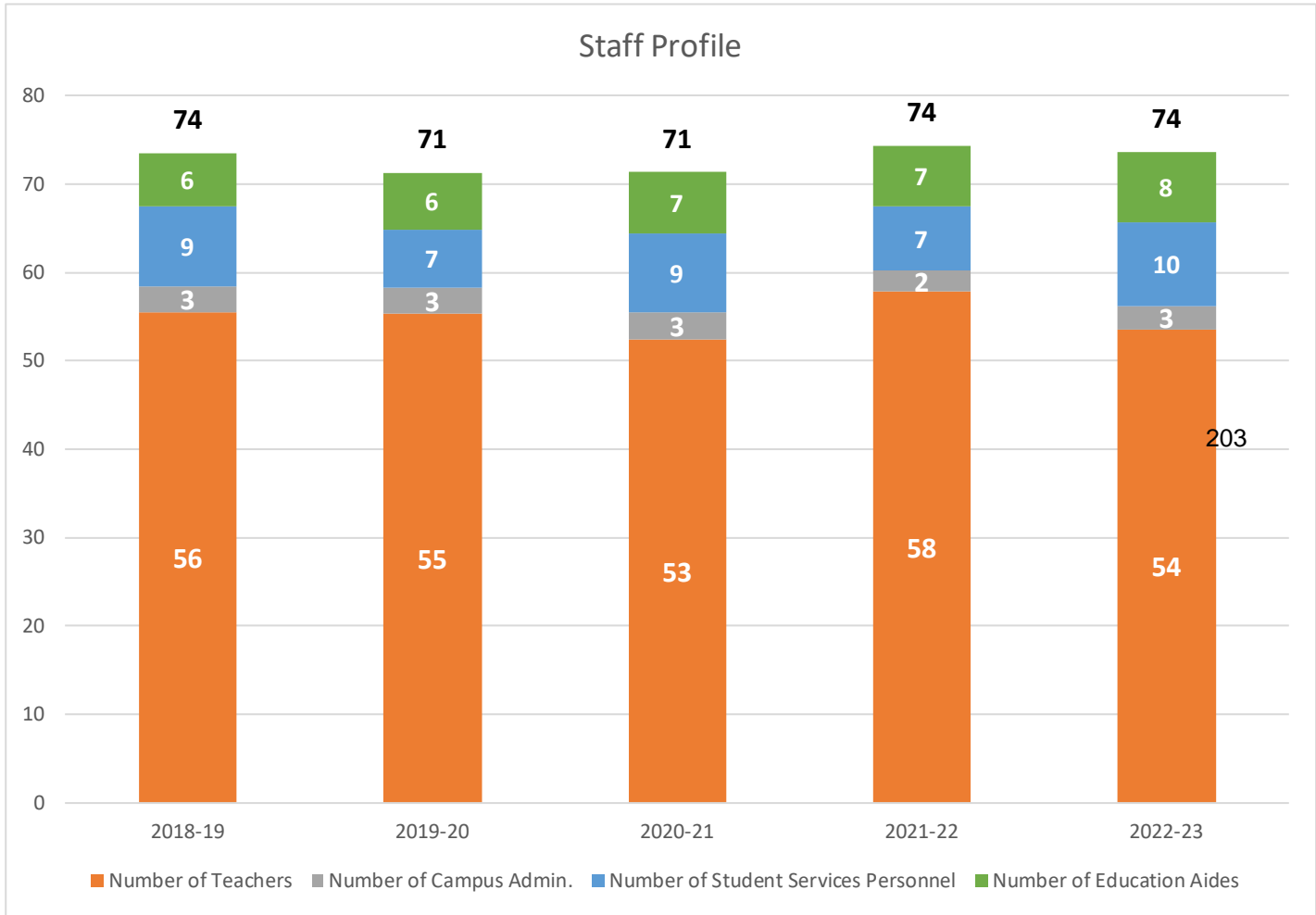


**Alton Memorial Junior High School  
Staffing Profile**

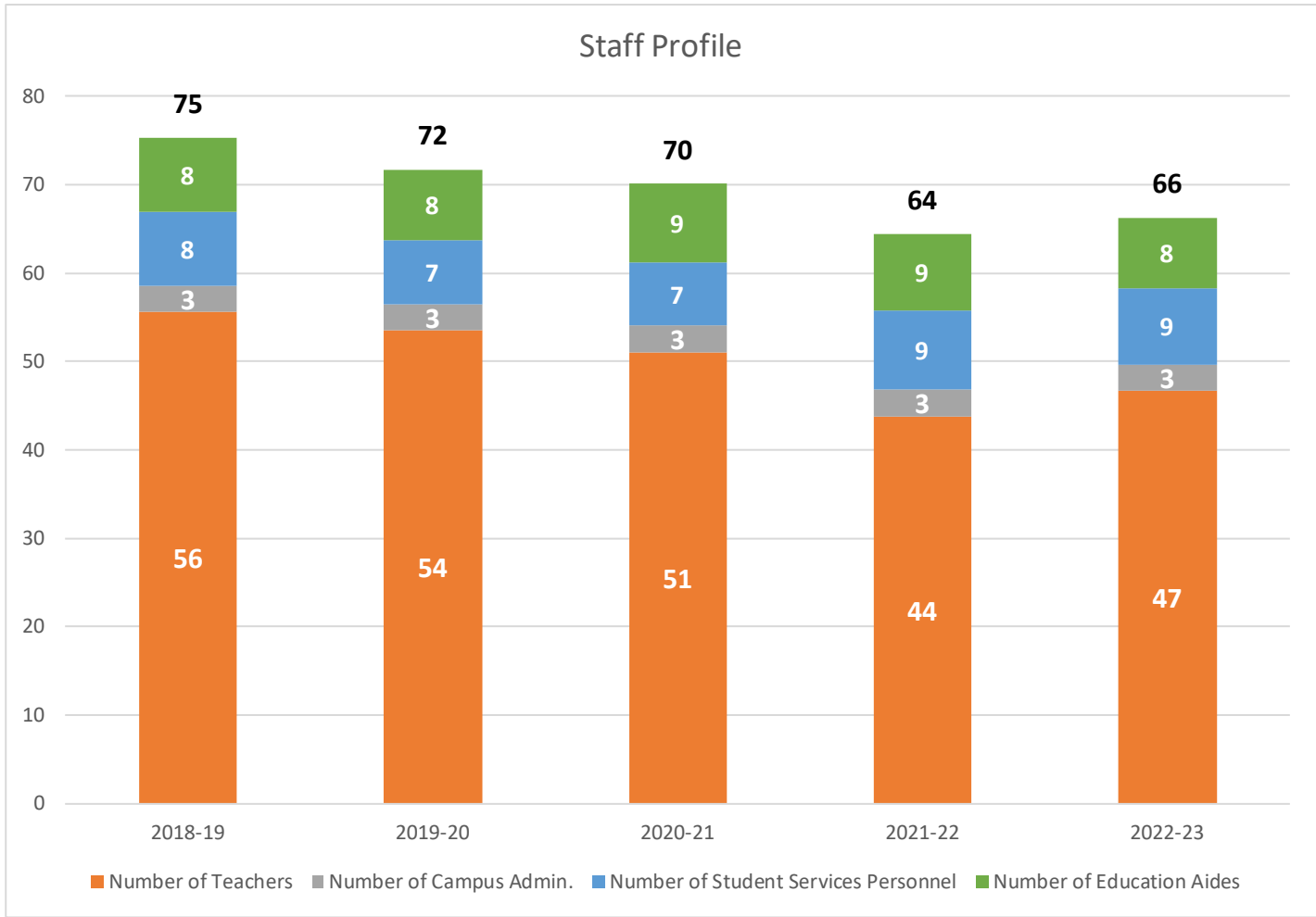
# Middle Schools



## Mission Junior High School Staffing Profile



# Middle Schools

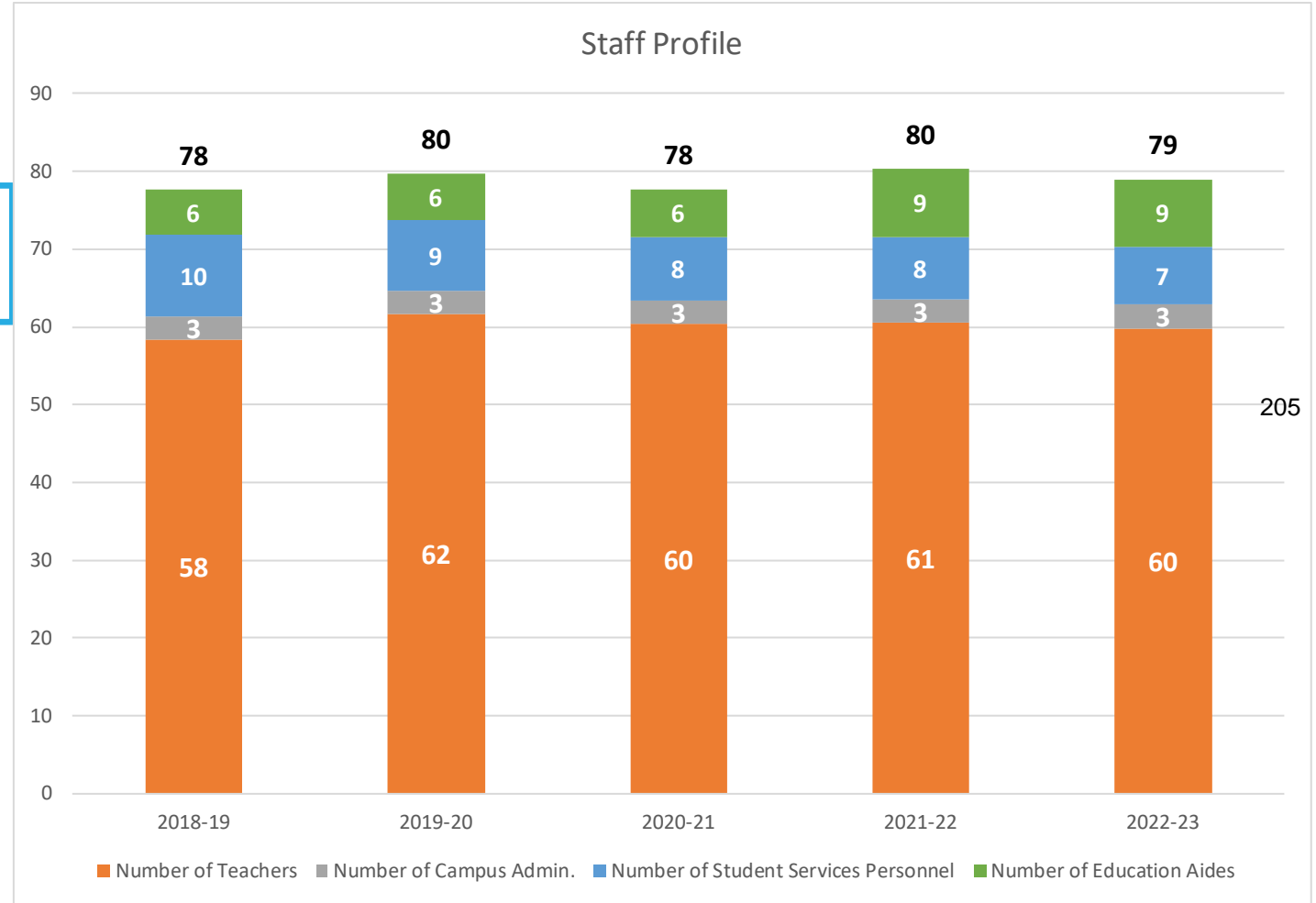


**Rafael A Cantu Junior High School  
Staffing Profile**

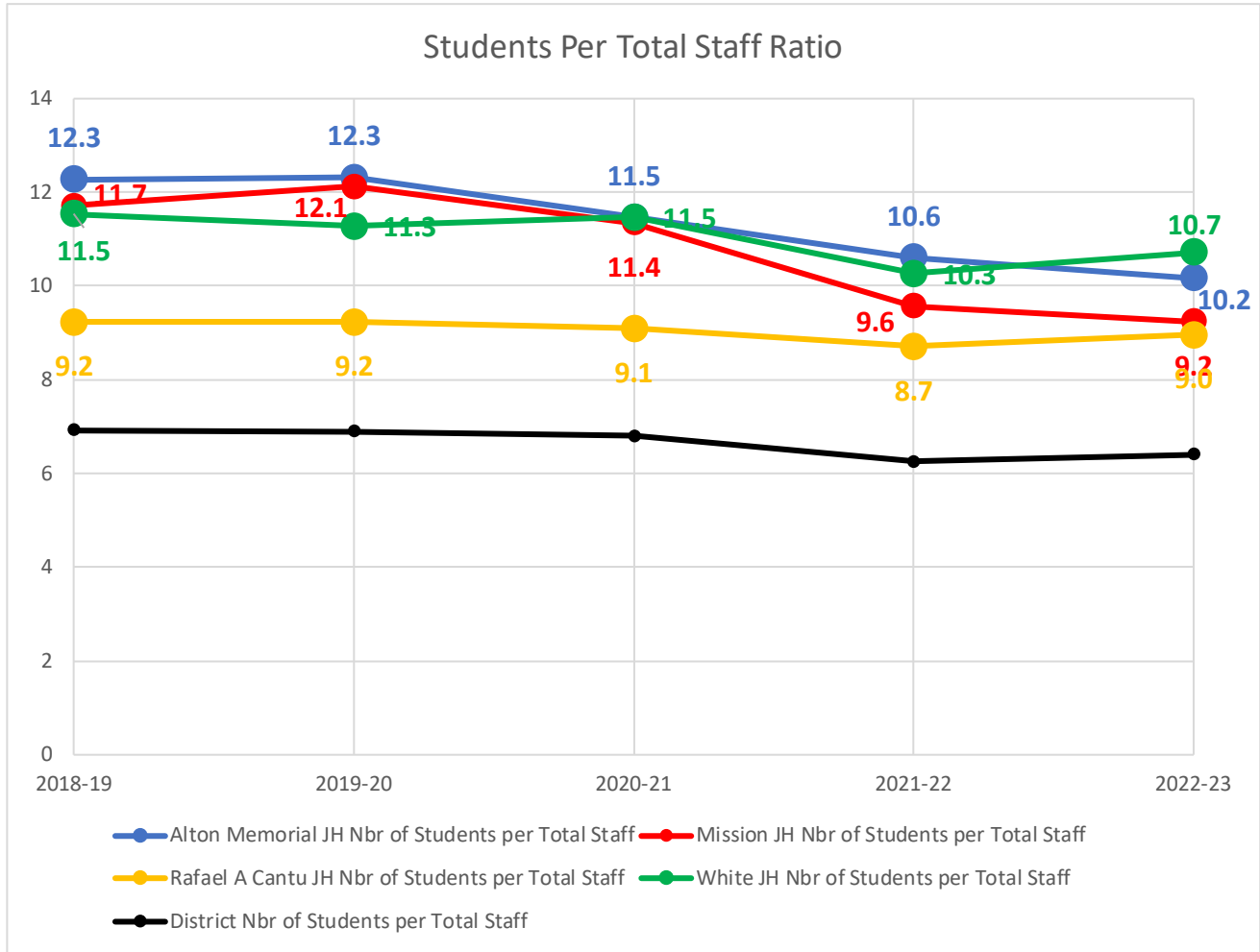
# Middle Schools



## White Junior High School Staffing Profile



# Middle Schools

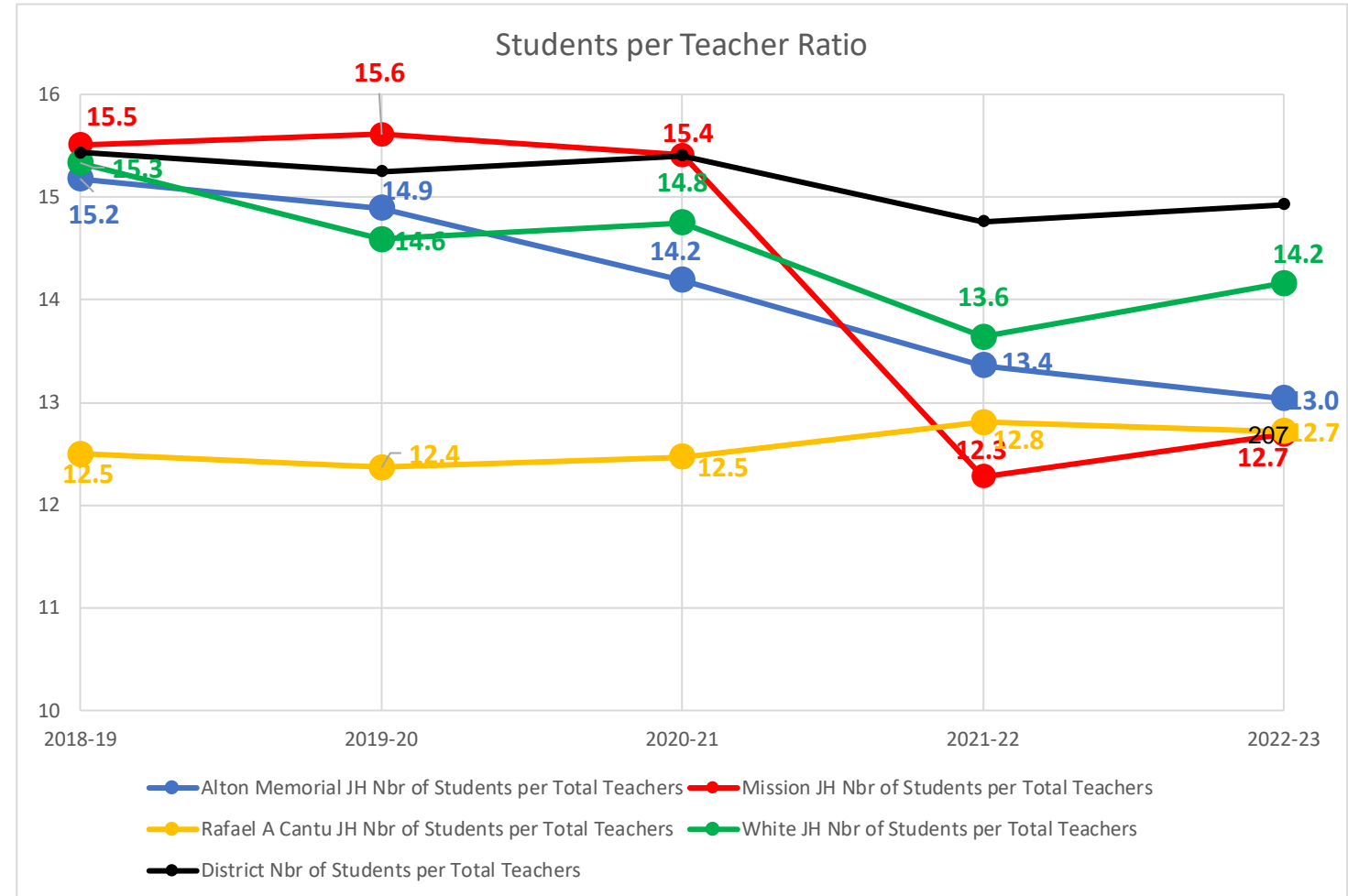


**Mission CISD Junior High Schools:  
Students to Total Staff Ratio**

# Middle Schools



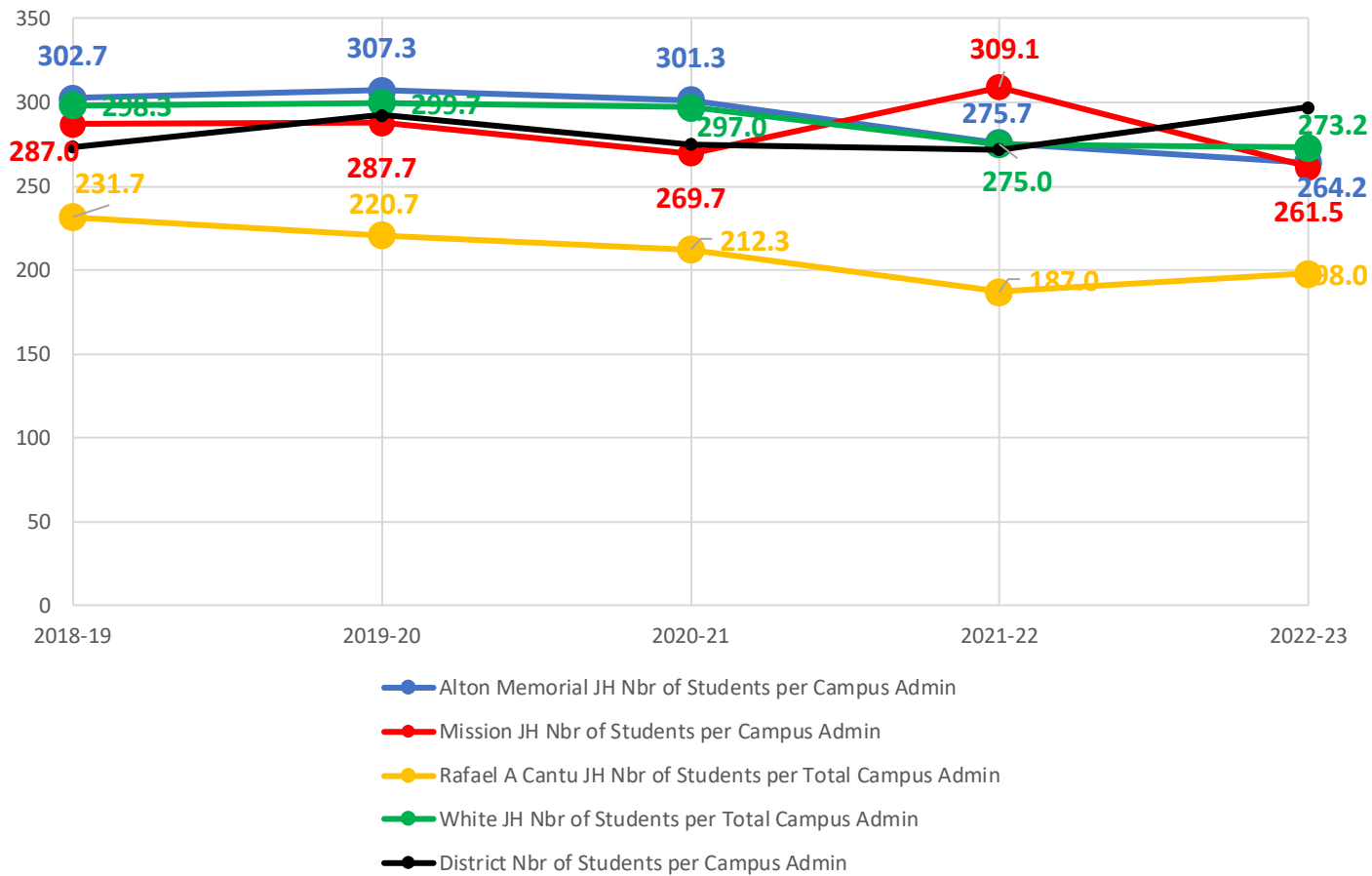
## Mission CISD Junior High Schools: Students to Teachers Ratio



# Middle Schools




Number of Students Per Campus Admin. & Leadership

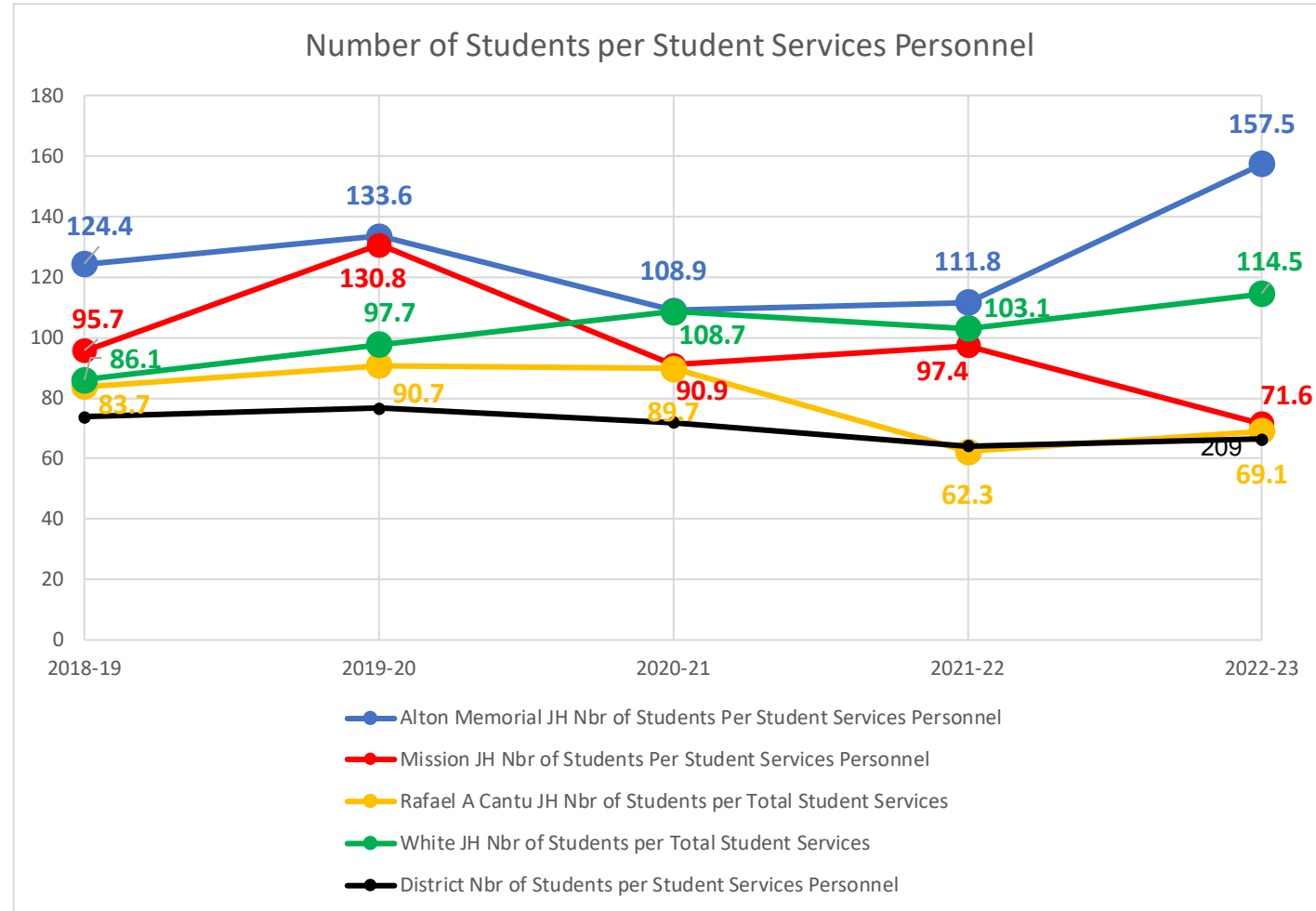


**Mission CISD Junior High Schools:  
Students to Campus Administration**


# Middle Schools



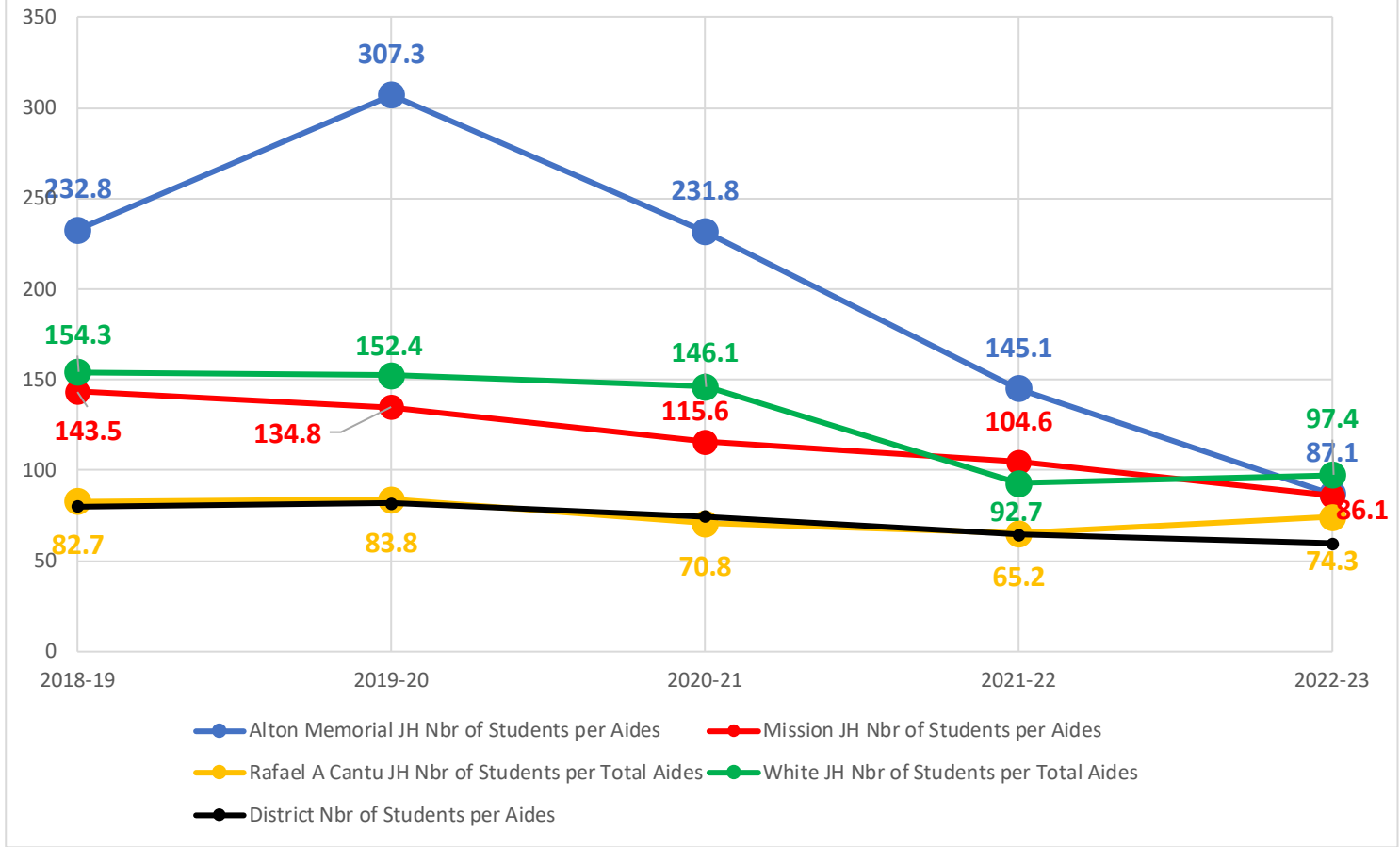
**Mission CISD Junior High Schools:  
Students to Student Services**



# Middle Schools



Number of Students per Educational Aides



**Mission CISD Junior High Schools:  
Students to Educational Aides**

210

# Master Schedule Analysis



211

# Master Schedule Analysis

Mission CISD

## Master Schedule Analysis – Overview

- Mission CISD provides one conference and one Professional Learning Community (PLC) planning period for every teacher in a core academic subject (English, Math, Science & Social Studies).
- Mission CISD schedules with a targeted ratio of 25-27 students per teacher, per section <sup>212</sup> for core classes. The exception is for students considered *at risk* and those courses are built targeting 12-15 students.
- Mission CISD has a number of teachers from both High Schools who are shared between campuses, including junior high schools, limiting flexibility with these staff. (Fine Arts, PE, Electives, etc.). Some of these teachers have a very narrow specialization (guitar, for example).

# Master Schedule Analysis

## Mission CISD

- Mission CISD has a number of teachers who serve as a coach, athletic coordinator, head band director and/or co-band director, etc. These positions all reportedly have additional off periods, reducing the number of available teaching sections especially at the beginning and end of each day.
- Mission CISD utilizes coaches for lunch duty, Options (self-paced course), ISS and Crossroads (credit recovery course) and Conquest (another credit recovery course).
- Mission CISD has several athletic coordinators on both campuses who carry only 1-2 sections of instruction, and those instructional sections are ISS, lunch duty, etc.
- Both High Schools report a scheduling process for special education staff based on student needs. This is a research-based best practice for meeting student's special education needs and an efficient use of staff.

213

# Mission High School – by Content

Content	Maximum Sections Available	Sections Maximized
English	114	99%
Math	126	83%
Science	140	85%
Social Studies	126	*102%
PE/Equivalent	126	69%
Fine Arts	91	55%
CTE	203	99%
Electives	42	90%
Speech	21	100%
World Languages	49	100%
Special Education	60	100%

214

\*Four teachers are self-contained and have one additional section in their schedules.

# Veterans Memorial High School – by Content

Content	Maximum Sections Available	Sections Maximized
English	96	100%
Math	102	100%
Science	84	98%
Social Studies	140	59%
PE/Equivalent	70	76%
Fine Arts	70	57%
CTE	238	98%
Electives	56	88%
Speech	14	93%
World Languages	35	100%
Special Education <small>*includes 18+ programming</small>	108	100%

215

### Master Schedule Key Findings

- The total number of teachers at **Mission HS** is 162 and they are the teacher of record for approximately 956 sections daily. Approximately 78 teach core subjects. If each teacher carried a daily teaching load of seven sections, there would be the potential for 1134 sections. The ratio of the number of sections currently taught to the potential number of sections that could be taught is 84%. 216
- The total number of teachers at **Veterans Memorial HS** is 143 and they are the teacher of record for approximately 853 sections daily. Approximately 63 teach core subjects. If each teacher carried a daily teaching load of seven sections, there would be the potential for 1001 sections. The ratio of the number of sections currently taught to the potential number of sections that could be taught is 85%.

# Master Schedule Analysis

## Mission CISD

- The average salary in Mission CISD for the 2022-2023 school year was \$64,504. If we divide the average teacher salary by seven sections that equals approximately \$9,215 per class period taught per year. For core subject area teachers  $\$64,504/6 = \$10,750$ , approximately, per class period taught per year.
- Mission HS the difference between the number of sections currently taught and the number of potential sections is approximately 178 sections.  $178 \times (\$9,215 + \$10,750)/2 = \$1,776,885$  in opportunity costs.
- Veterans Memorial HS the difference is  $148 \times \$9,982 = \$1,477,336$  in opportunity costs.

217

- These opportunity costs, all of which it is impractical to assume can be recaptured, are essentially the cost for PLC periods, additional planning for department chairs, coaches and coordinators, etc. They also includes sections where teachers are currently assigned to other duties in which there are no students of record.
- District opportunity costs associated with the high school PLC sections is  $141 \times \$ 10,750 = \$ 1,515,750$
- Middle School analysis of opportunity costs associated with PLC sections. 30 per campus, 10 per grade.  $4 \text{ campuses} \times 30 \times \$10,000$  (estimated cost per period) = \$1,200,000.

218

**SUBJECT:** Quarterly Investment Review

**PRESENTER:** Joel Garcia, CPM, Deputy Superintendent for Business and Support Services

**BACKGROUND INFORMATION**

In accordance with Board Policy CDA (LEGAL), all investments made by a district shall comply with the Public Funds Investment Act (Texas Government Code Chapter 2256, Subchapter A) and all federal, state, and local statutes, rules or regulations. *Gov't Code 2256.026.*

Not less than quarterly, an investment officer shall prepare and submit to a board a written report of investment transactions for all funds covered by the Public Funds Investment Act for the preceding reporting period. This report shall be presented to a board and a superintendent, not less than quarterly, within a reasonable time after the end of the reporting period.

**ADMINISTRATIVE CONSIDERATIONS**

Meeder Public Funds will be presenting Mission CISD's Quarterly Investment Review.

**FUNDING SOURCE AND AMOUNT**

Not applicable.

**RECOMMENDATION**

Not applicable.

**CONTACT PERSON (S)**

Joel Garcia, CPM, Deputy Superintendent for Business and Support Services  
Blanca I. Lopez, Executive Director for Business Operations  
Dora Garcia, Director for Budget and Finance  
Sylvia Esquivel, Accountant



QUARTERLY INVESTMENT REPORT

# Mission CISD

DECEMBER 31, 2023



**MEEDER**

PUBLIC FUNDS

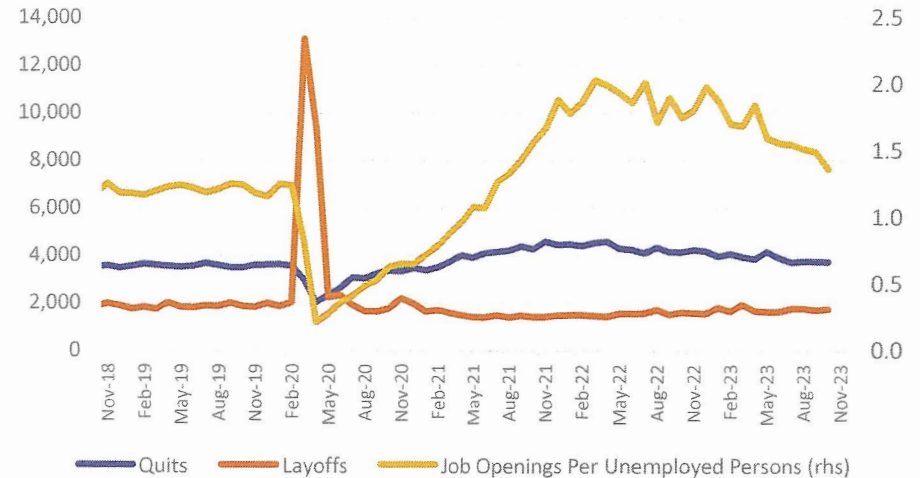
# Labor Market and Inflation Continue Moderating

The last month of the year saw the bond market continue to rally as the Federal Reserve made its most dovish statement to date. For the third meeting in a row, the FOMC unanimously voted to leave rates unchanged. More importantly, the median dot from the updated Summary of Economic Projections showed the Federal Reserve was expecting more rate cuts in 2024. The median dot now reflects three 0.25% cuts compared to two 0.25% cuts reflected at the September meeting. After Jerome Powell’s press conference, where he confirmed the committee discussed the timing of rate cuts, market participants priced in a more aggressive path for rate cuts. By the end of December, market participants were expecting six 0.25% cuts in 2024. With both the Federal Reserve and markets expecting some level of policy easing in 2024, the actual path will be determined by the next several months of economic data.

The labor market’s resilience in the face of a historic rate hiking cycle has surprised many investors and has kept a soft landing in play. The labor market has softened substantially since 2022 and is now expanding at a more manageable pace. The labor force has been adding on average 185,000 employees in the last six months, down from 400,000 in 2022 and in line with historic averages. Today, there are 1.3 job openings for each unemployed person, down from a peak of 2 in March 2022. Workers are quitting at a lower rate as well, as they are less optimistic about the opportunity to switch jobs. Fewer job openings and job switching should keep a lid on wage growth.

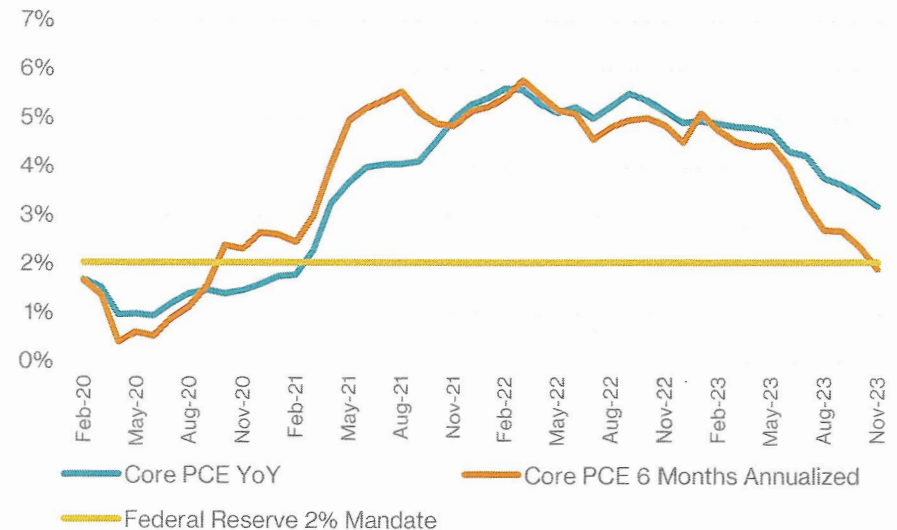
The most recent inflation data showed that peak inflation is likely behind us and that inflation is tracking much closer to 2 percent. Over the last six months, the Personal Consumption Expenditures (PCE) index increased at a rate of 2.0%. Likewise, core PCE has increased at a rate of 1.9%. This is the first time since the fall of 2020 that inflation readings have been at or below the Federal Reserve’s mandate of 2%. Shelter inflation has proven to be sticky, but recent trends in rent inflation and housing prices show that those are also returning to more normal levels.

**Job Openings Decreasing**



SOURCE: BLOOMBERG

**Inflation Moderating**



SOURCE: BLOOMBERG

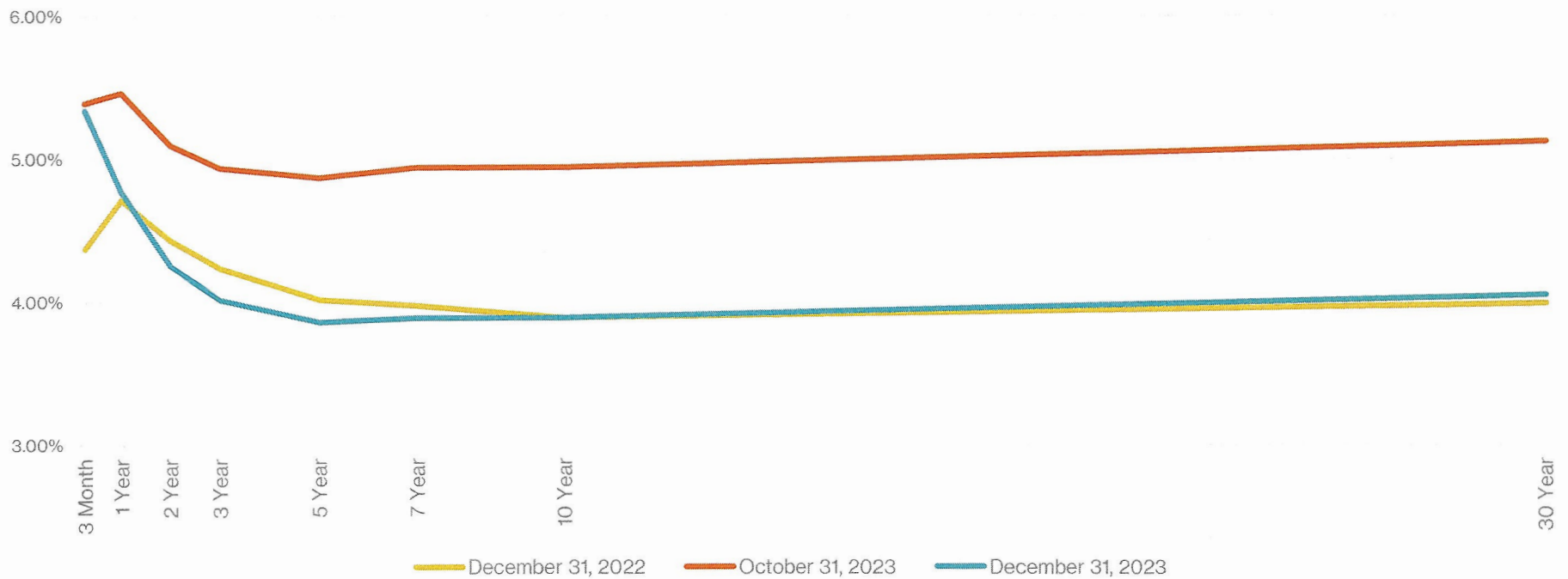
# Interest Rates Continue Moving Lower



Although a handful of Federal Reserve voters tried to walk back some of the rate cuts that have been priced in, market participants did not change their stance. Yields moved lower across the curve during the month, reflecting their expectations for lower rates in the future. The 2-year Treasury yield declined by 0.43% to 4.25%, and the 5-year Treasury yield declined by 0.42% to 3.85%. The yield curve remained inverted at the end of the year and has now been inverted for 18 months.

Even with the recent decline in interest rates, bond yields remain attractive and above long-term averages. If market participants and the Federal Reserve are correct, locking in yields at these levels will be beneficial to portfolio yields.

### US Treasury Yield Curve



Mission Consolidated Independent School District

Quarterly Investment Report  
 October – December 2023  
**Portfolio Summary Management Report**

This quarterly report is prepared in compliance with the Investment Policy and Strategy of the District and the Public Funds Investment Act (Chapter 2256, Texas Government Code).

<u>Portfolio as of September 30, 2023</u>		<u>Portfolio as of December 31, 2023</u>	
Beginning Book Value	\$ 93,515,566	Ending Book Value	\$ 96,148,173
Beginning Market Value	\$ 93,515,566	Ending Market Value	\$ 96,148,173
Unrealized Gain/Loss	\$ 0	Investment Income for the period	\$ 1,068,484
		Unrealized Gain/Loss	\$ 0
		<b>Change in Unrealized Gain/Loss</b>	<b>\$ 0</b>
WAM at Beginning Period Date <sup>1</sup>	1 day	WAM at Ending Period Date <sup>1</sup>	1 day
		Change in Market Value <sup>2</sup>	\$ 2,632,607

**Average Yield to Maturity for period 4.801%**  
**Average Yield 3 month Treasury Bill for period 5.520%**

Dora Garcia  
 Dora Garcia (Feb 1, 2024 15:21 CST)

Dora Garcia, Director for Finance  
 Mission CISD

Joel Garcia  
 Joel Garcia (Feb 1, 2024 15:22 CST)

Joel Garcia, Assistant Superintendent for Finance  
 Mission CISD

Sylvia Esquivel  
 Sylvia Esquivel (Feb 1, 2024 16:09 CST)

Sylvia S Esquivel, Accountant  
 Mission CISD

Jason Headings  
 Jason Headings, Senior Vice President  
 Meeder Public Funds

<sup>1</sup> **WAM**, represents weighted average maturity.

<sup>2</sup> **Change in Market Value** is required data, but will primarily reflect the receipt and expenditure of the District's funds from quarter to quarter.

# Your Portfolio

As of December 31, 2023



## Your Portfolio Statistics

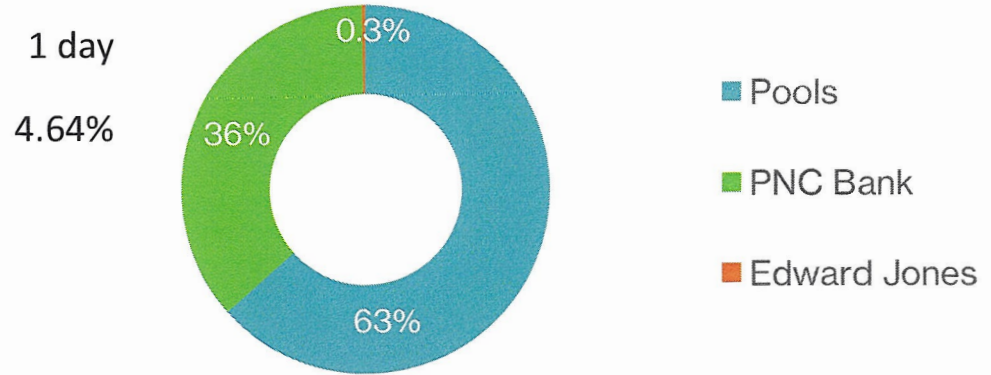
Weighted Average Maturity

Weighted Average Yield (All Funds)

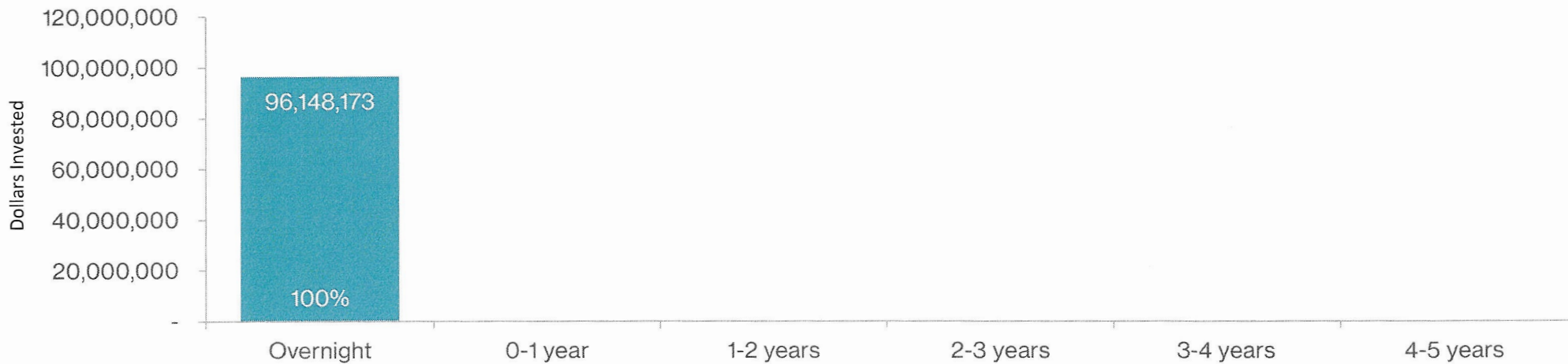
1 day

4.64%

## Your Asset Allocation



## Your Maturity Distribution



Allocation Percentage Per Year



**Mission Consolidated ISD  
Portfolio Management  
Portfolio Summary  
December 31, 2023**

Meeder Public Funds  
901 S. MoPac  
Suite 300  
Austin, TX 78746

<b>Investments</b>	<b>Par Value</b>	<b>Market Value</b>	<b>Book Value</b>	<b>% of Portfolio</b>	<b>Term</b>	<b>Days to Maturity</b>	<b>YTM 365 Equiv.</b>
Edward Jones	251,815.99	251,815.99	251,815.99	0.26	1	1	0.000
TexStar	11,147,615.87	11,147,615.87	11,147,615.87	11.59	1	1	5.338
Lone Star	27,659,402.61	27,659,402.61	27,659,402.61	28.77	1	1	5.600
Texas Class	15,566,167.91	15,566,167.91	15,566,167.91	16.19	1	1	5.574
Texas Range	6,644,098.56	6,644,098.56	6,644,098.56	6.91	1	1	5.380
PNC Bank	34,879,072.12	34,879,072.12	34,879,072.12	36.28	1	1	3.130
<b>Investments</b>	<b>96,148,173.06</b>	<b>96,148,173.06</b>	<b>96,148,173.06</b>	<b>100.00%</b>	<b>1</b>	<b>1</b>	<b>4.639</b>

<b>Total Earnings</b>	<b>December 31 Month Ending</b>	<b>Fiscal Year To Date</b>
Current Year	353,502.57	2,353,321.01

The following reports are submitted in accordance with the Public Funds Investment Act (Texas Gov't Code 2256). The reports also offer supplemental information not required by the Act in order to fully inform the governing body of Mission Consolidated ISD of the position and activity within the Distict's portfolio of investments. The reports include a management summary overview, a detailed inventory report for the end of the period, as well as graphic representations of the portfolio to provide full disclosure to the governing body.

Dora Garcia  
Dora Garcia (Feb 1, 2024 15:21 CST)

Feb 1, 2024

Dora Garcia, Director for Budget & Finance



**Mission Consolidated ISD**  
**Summary by Type**  
**December 31, 2023**  
**Grouped by Fund**

Meeder Public Funds  
 901 S. MoPac  
 Suite 300  
 Austin, TX 78746

Security Type	Number of Investments	Par Value	Book Value	% of Portfolio	Average YTM 365	Average Days to Maturity
<b>Fund: Debt Service</b>						
PNC Bank	1	2,479,582.45	2,479,582.45	2.58	2.890	1
Texas Class	1	2,642,744.90	2,642,744.90	2.75	5.574	1
<b>Subtotal</b>	<b>2</b>	<b>5,122,327.35</b>	<b>5,122,327.35</b>	<b>5.33</b>	<b>4.275</b>	<b>1</b>
<b>Fund: Local Maintenance</b>						
Lone Star	1	27,659,402.61	27,659,402.61	28.77	5.600	1
PNC Bank	1	26,649,077.69	26,649,077.69	27.72	3.180	1
Texas Class	1	12,923,423.01	12,923,423.01	13.44	5.574	1
Texas Range	1	6,644,098.56	6,644,098.56	6.91	5.380	1
TexStar	1	11,147,615.87	11,147,615.87	11.59	5.338	1
<b>Subtotal</b>	<b>5</b>	<b>85,023,617.74</b>	<b>85,023,617.74</b>	<b>88.43</b>	<b>4.786</b>	<b>1</b>
<b>Fund: Non-Expendable Trust</b>						
Edward Jones	4	251,815.99	251,815.99	0.26	0.000	1
<b>Subtotal</b>	<b>4</b>	<b>251,815.99</b>	<b>251,815.99</b>	<b>0.26</b>	<b>0.000</b>	<b>1</b>
<b>Fund: Payroll</b>						
PNC Bank	1	5,750,411.98	5,750,411.98	5.98	3.000	1
<b>Subtotal</b>	<b>1</b>	<b>5,750,411.98</b>	<b>5,750,411.98</b>	<b>5.98</b>	<b>3.000</b>	<b>1</b>
<b>Total and Average</b>	<b>12</b>	<b>96,148,173.06</b>	<b>96,148,173.06</b>	<b>100.00</b>	<b>4.639</b>	<b>1</b>



**Mission Consolidated ISD**  
**Fund DS - Debt Service**  
**Investments by Fund**  
**December 31, 2023**

Meeder Public Funds  
 901 S. MoPac  
 Suite 300  
 Austin, TX 78746

CUSIP	Investment #	Issuer	Purchase Date	Book Value	Par Value	Market Value	Current Rate	YTM 360	YTM 365	Maturity Days To Date Maturity
<b>Texas Class</b>										
61-0001	10007	Texas Class	12/01/2021	2,642,744.90	2,642,744.90	2,642,744.90	5.574	5.498	5.574	1
<b>Subtotal and Average</b>				<b>2,642,744.90</b>	<b>2,642,744.90</b>	<b>2,642,744.90</b>		<b>5.498</b>	<b>5.574</b>	<b>1</b>
<b>PNC Bank</b>										
2598	10009	PNC Bank	12/01/2021	2,479,582.45	2,479,582.45	2,479,582.45	2.890	2.850	2.890	1
<b>Subtotal and Average</b>				<b>2,479,582.45</b>	<b>2,479,582.45</b>	<b>2,479,582.45</b>		<b>2.850</b>	<b>2.890</b>	<b>1</b>
<b>Total Investments and Average</b>				<b>5,122,327.35</b>	<b>5,122,327.35</b>	<b>5,122,327.35</b>		<b>4.216</b>	<b>4.275</b>	<b>1</b>

**Fund LM - Local Maintenance  
Investments by Fund  
December 31, 2023**

CUSIP	Investment #	Issuer	Purchase Date	Book Value	Par Value	Market Value	Current Rate	YTM 360	YTM 365	Maturity Days To Date Maturity
<b>TexStar</b>										
38590	10005	TexStar	12/01/2021	11,147,615.87	11,147,615.87	11,147,615.87	5.338	5.264	5.337	1
<b>Subtotal and Average</b>				<b>11,147,615.87</b>	<b>11,147,615.87</b>	<b>11,147,615.87</b>		<b>5.265</b>	<b>5.338</b>	<b>1</b>
<b>Lone Star</b>										
108908	10004	Lone Star Corp ON	12/01/2021	27,659,402.61	27,659,402.61	27,659,402.61	5.600	5.523	5.600	1
<b>Subtotal and Average</b>				<b>27,659,402.61</b>	<b>27,659,402.61</b>	<b>27,659,402.61</b>		<b>5.523</b>	<b>5.600</b>	<b>1</b>
<b>Texas Class</b>										
61-0002	10008	Texas Class	12/01/2021	12,923,423.01	12,923,423.01	12,923,423.01	5.574	5.498	5.574	1
<b>Subtotal and Average</b>				<b>12,923,423.01</b>	<b>12,923,423.01</b>	<b>12,923,423.01</b>		<b>5.498</b>	<b>5.574</b>	<b>1</b>
<b>Texas Range</b>										
1200-03	10006	Texas Range TexasDAILY	12/01/2021	6,644,098.56	6,644,098.56	6,644,098.56	5.380	5.306	5.380	1
<b>Subtotal and Average</b>				<b>6,644,098.56</b>	<b>6,644,098.56</b>	<b>6,644,098.56</b>		<b>5.306</b>	<b>5.380</b>	<b>1</b>
<b>PNC Bank</b>										
3806	10011	PNC Bank	12/01/2021	26,649,077.69	26,649,077.69	26,649,077.69	3.180	3.136	3.180	1
<b>Subtotal and Average</b>				<b>26,649,077.69</b>	<b>26,649,077.69</b>	<b>26,649,077.69</b>		<b>3.136</b>	<b>3.180</b>	<b>1</b>
<b>Total Investments and Average</b>				<b>85,023,617.74</b>	<b>85,023,617.74</b>	<b>85,023,617.74</b>		<b>4.720</b>	<b>4.786</b>	<b>1</b>

Fund NONEXT - Non-Expendable Trust  
Investments by Fund  
December 31, 2023

CUSIP	Investment #	Issuer	Purchase Date	Book Value	Par Value	Market Value	Current Rate	YTM 360	YTM 365	Maturity Days To Date Maturity
<b>Edward Jones</b>										
XXX-24747-1-6	10000	American Balanced A	07/01/2023	72,379.10	72,379.10	72,379.10				1
XXX-24747-1-6A	10001	American Cap Inc Builder A	07/01/2023	65,258.09	65,258.09	65,258.09				1
XXX-24747-1-6B	10002	American Growth Fd of Amer A	07/01/2023	48,469.24	48,469.24	48,469.24				1
XXX-24747-1-6C	10003	American Inc Fd of Amer A	07/01/2023	65,709.56	65,709.56	65,709.56				1
<b>Subtotal and Average</b>				<b>251,815.99</b>	<b>251,815.99</b>	<b>251,815.99</b>	<b>0.000</b>	<b>0.000</b>		<b>1</b>
<b>Total Investments and Average</b>				<b>251,815.99</b>	<b>251,815.99</b>	<b>251,815.99</b>	<b>0.000</b>	<b>0.000</b>		<b>1</b>

Fund PAY - Payroll  
Investments by Fund  
December 31, 2023

CUSIP	Investment #	Issuer	Purchase Date	Book Value	Par Value	Market Value	Current Rate	YTM 360	YTM 365	Maturity Days To Date Maturity
<b>PNC Bank</b>										
2571	10010	PNC Bank	12/01/2021	5,750,411.98	5,750,411.98	5,750,411.98	3.000	2.958	3.000	1
<b>Subtotal and Average</b>				<b>5,750,411.98</b>	<b>5,750,411.98</b>	<b>5,750,411.98</b>	<b>2.959</b>	<b>3.000</b>		<b>1</b>
<b>Total Investments and Average</b>				<b>5,750,411.98</b>	<b>5,750,411.98</b>	<b>5,750,411.98</b>	<b>2.959</b>	<b>3.000</b>		<b>1</b>



**Mission Consolidated ISD**  
**Interest Earnings**  
**Sorted by Fund - Fund**  
**October 1, 2023 - December 31, 2023**  
**Yield on Beginning Book Value**

Meeder Public Funds  
 901 S. MoPac  
 Suite 300  
 Austin, TX 78746

CUSIP	Investment #	Fund	Security Type	Ending Par Value	Beginning Book Value	Ending Book Value	Maturity Date	Current Rate	Annualized Yield	Adjusted Interest Earnings			
										Interest Earned	Amortization/ Accretion	Adjusted Interest Earnings	
<b>Fund: Debt Service</b>													
61-0001	10007	DS	RR3	2,642,744.90	2,605,894.39	2,642,744.90		5.574	5.610	36,850.51	0.00	36,850.51	
2598	10009	DS	RR5	2,479,582.45	68,201.90	2,479,582.45		2.890	12.486	2,146.35	0.00	2,146.35	
<b>Subtotal</b>				<b>5,122,327.35</b>	<b>2,674,096.29</b>	<b>5,122,327.35</b>			<b>5.786</b>	<b>38,996.86</b>	<b>0.00</b>	<b>38,996.86</b>	
<b>Fund: Local Maintenance</b>													
38590	10005	LM	RRP	11,147,615.87	10,999,177.49	11,147,615.87		5.338	5.354	148,438.38	0.00	148,438.38	
61-0002	10008	LM	RR3	12,923,423.01	22,674,870.98	12,923,423.01		5.574	4.349	248,552.03	0.00	248,552.03	
1200-03	10006	LM	RR4	6,644,098.56	6,555,037.47	6,644,098.56		5.380	5.390	89,061.09	0.00	89,061.09	
108908	10004	LM	RR2	27,659,402.61	27,273,125.96	27,659,402.61		5.600	5.619	386,276.65	0.00	386,276.65	
3806	10011	LM	RR5	26,649,077.69	18,917,778.50	26,649,077.69		3.180	2.559	122,044.23	0.00	122,044.23	
<b>Subtotal</b>				<b>85,023,617.74</b>	<b>86,419,990.40</b>	<b>85,023,617.74</b>			<b>4.565</b>	<b>994,372.38</b>	<b>0.00</b>	<b>994,372.38</b>	
<b>Fund: Non-Expendable Trust</b>													
XXX-24747-1-6	10000	NONEXT	LA1	72,379.10	65,869.98	72,379.10				0.00	0.00	0.00	
XXX-24747-1-6A	10001	NONEXT	LA1	65,258.09	59,708.74	65,258.09				0.00	0.00	0.00	
XXX-24747-1-6B	10002	NONEXT	LA1	48,469.24	42,408.28	48,469.24				0.00	0.00	0.00	
XXX-24747-1-6C	10003	NONEXT	LA1	65,709.56	60,437.70	65,709.56				0.00	0.00	0.00	
<b>Subtotal</b>				<b>251,815.99</b>	<b>228,424.70</b>	<b>251,815.99</b>					<b>0.00</b>	<b>0.00</b>	<b>0.00</b>
<b>Fund: Payroll</b>													
2571	10010	PAY	RR5	5,750,411.98	4,193,054.88	5,750,411.98		3.000	3.323	35,114.89	0.00	35,114.89	
<b>Subtotal</b>				<b>5,750,411.98</b>	<b>4,193,054.88</b>	<b>5,750,411.98</b>				<b>3.323</b>	<b>35,114.89</b>	<b>0.00</b>	<b>35,114.89</b>
<b>Total</b>				<b>96,148,173.06</b>	<b>93,515,566.27</b>	<b>96,148,173.06</b>			<b>4.533</b>	<b>1,068,484.13</b>	<b>0.00</b>	<b>1,068,484.13</b>	



**Mission Consolidated ISD**  
**Texas Compliance Change in Val Report**  
**Sorted by Fund**  
**October 1, 2023 - December 31, 2023**

Meeder Public Funds  
 901 S. MoPac  
 Suite 300  
 Austin, TX 78746

Inv #	Issuer	Fund	Purch Date	Interest Accrual	Beginning Book Value				Ending Book Value
Cusip	Par Value	YTM	Mat Date	Interest Received	Beginning Market Value	Purchases/ Additions	Redemptions	Change in Value	Ending Market Value
<b>Fund: Debt Service</b>									
10007	TXCLSS	DS	12/01/2021	36,850.51	2,605,894.39	36,850.51	0.00	36,850.51	2,642,744.90
61-0001	2,642,744.90	5.574	/ /	36,850.51	2,605,894.39	36,850.51	0.00	36,850.51	2,642,744.90
10009	PNC	DS	12/01/2021	2,146.35	68,201.90	2,411,880.55	500.00	2,411,380.55	2,479,582.45
2598	2,479,582.45	2.890	/ /	2,146.35	68,201.90	2,411,880.55	500.00	2,411,380.55	2,479,582.45
<b>Sub Totals For: Fund: Debt Service</b>				38,996.86	2,674,096.29	2,448,731.06	500.00	2,448,231.06	5,122,327.35
				38,996.86	2,674,096.29	2,448,731.06	500.00	2,448,231.06	5,122,327.35
<b>Fund: Local Maintenance</b>									
10004	LSCO	LM	12/01/2021	386,276.65	27,273,125.96	386,276.65	0.00	386,276.65	27,659,402.61
108908	27,659,402.61	5.600	/ /	386,276.65	27,273,125.96	386,276.65	0.00	386,276.65	27,659,402.61
10005	TXSTAR	LM	12/01/2021	148,438.38	10,999,177.49	148,438.38	0.00	148,438.38	11,147,615.87
38590	11,147,615.87	5.337	/ /	148,438.38	10,999,177.49	148,438.38	0.00	148,438.38	11,147,615.87
10006	TXRNG	LM	12/01/2021	89,061.09	6,555,037.47	89,061.09	0.00	89,061.09	6,644,098.56
1200-03	6,644,098.56	5.380	/ /	89,061.09	6,555,037.47	89,061.09	0.00	89,061.09	6,644,098.56
10008	TXCLSS	LM	12/01/2021	248,552.03	22,674,870.98	248,552.03	10,000,000.00	-9,751,447.97	12,923,423.01
61-0002	12,923,423.01	5.574	/ /	248,552.03	22,674,870.98	248,552.03	10,000,000.00	-9,751,447.97	12,923,423.01
10011	PNC	LM	12/01/2021	122,044.23	18,917,778.50	71,061,123.61	63,329,824.42	7,731,299.19	26,649,077.69
3806	26,649,077.69	3.180	/ /	122,044.23	18,917,778.50	71,061,123.61	63,329,824.42	7,731,299.19	26,649,077.69
<b>Sub Totals For: Fund: Local Maintenance</b>				994,372.38	86,419,990.40	71,933,451.76	73,329,824.42	-1,396,372.66	85,023,617.74
				994,372.38	86,419,990.40	71,933,451.76	73,329,824.42	-1,396,372.66	85,023,617.74
<b>Fund: Non-Expendable Trust</b>									
10000	AMBALA	NONEXT	07/01/2023	0.00	65,869.98	6,509.12	0.00	6,509.12	72,379.10
XXX-24747-1-6	72,379.10	0.000	/ /	0.00	65,869.98	6,509.12	0.00	6,509.12	72,379.10

Portfolio MCSD

Mission Consolidated ISD  
Texas Compliance Change in Val Report  
October 1, 2023 - December 31, 2023

Inv #	Issuer	Fund	Purch Date	Interest Accrual	Beginning Book Value				Ending Book Value
Cusip	Par Value	YTM	Mat Date	Interest Received	Beginning Market Value	Purchases/ Additions	Redemptions	Change in Value	Ending Market Value
10001	AMCIBA	NONEXT	07/01/2023	0.00	59,708.74	5,549.35	0.00	5,549.35	65,258.09
XXX-24747-1-6A	65,258.09	0.000	/ /	0.00	59,708.74	5,549.35	0.00	5,549.35	65,258.09
10002	AMGFAA	NONEXT	07/01/2023	0.00	42,408.28	6,060.96	0.00	6,060.96	48,469.24
XXX-24747-1-6B	48,469.24	0.000	/ /	0.00	42,408.28	6,060.96	0.00	6,060.96	48,469.24
10003	AMIFAA	NONEXT	07/01/2023	0.00	60,437.70	5,271.86	0.00	5,271.86	65,709.56
XXX-24747-1-6C	65,709.56	0.000	/ /	0.00	60,437.70	5,271.86	0.00	5,271.86	65,709.56
<b>Sub Totals For: Fund: Non-Expendable Trust</b>				0.00	228,424.70	23,391.29	0.00	23,391.29	251,815.99
				0.00	228,424.70	23,391.29	0.00	23,391.29	251,815.99
<b>Fund: Payroll</b>									
10010	PNC	PAY	12/01/2021	35,114.89	4,193,054.88	43,550,243.01	41,992,885.91	1,557,357.10	5,750,411.98
2571	5,750,411.98	3.000	/ /	35,114.89	4,193,054.88	43,550,243.01	41,992,885.91	1,557,357.10	5,750,411.98
<b>Sub Totals For: Fund: Payroll</b>				35,114.89	4,193,054.88	43,550,243.01	41,992,885.91	1,557,357.10	5,750,411.98
				35,114.89	4,193,054.88	43,550,243.01	41,992,885.91	1,557,357.10	5,750,411.98
<b>Report Grand Totals:</b>				1,068,484.13	93,515,566.27	117,955,817.12	115,323,210.33	2,632,606.79	96,148,173.06
				1,068,484.13	93,515,566.27	117,955,817.12	115,323,210.33	2,632,606.79	96,148,173.06

# Disclosures



Meeder Public Funds, Inc., is a registered investment adviser with the Securities and Exchange Commission (SEC) under the Investment Advisers Act of 1940. Registration with the SEC does not imply a certain level of skill or training. The opinions expressed in this presentation are those of Meeder Public Funds, Inc. The material presented has been derived from sources considered to be reliable, but the accuracy and completeness cannot be guaranteed.

Meeder provides monthly statements for its investment management clients to provide information about the investment portfolio. The information should not be used for audit or confirmation purposes. Please review your custodial statements and report any inaccuracies or discrepancies.

Certain information and data have been supplied by unaffiliated third parties. Although Meeder believes the information is reliable, it cannot warrant the accuracy of information offered by third parties. Market value may reflect prices received from pricing vendors when current market quotations are not available. Prices may not reflect firm bids or offers and may differ from the value at which the security can be sold.

Statements may include positions from unmanaged accounts provided for reporting purposes. Unmanaged accounts are managed directly by the client and are not included in the accounts managed by the investment adviser. This information is provided as a client convenience and the investment adviser assumes no responsibility for performance of these accounts or the accuracy of the data reported.

**Investing involves risk. Past performance is no guarantee of future results. Debt and fixed income securities are subject to credit and interest rate risk. The investment return and principal value of an investment will fluctuate so that an investors shares, when redeemed, may be worth more or less than their original cost. Current performance may be lower or higher than the performance data quoted.**

Investment advisory services are provided through Meeder Public Funds, Inc. Please contact us if you would like to receive a copy of our current ADV disclosure brochure or privacy policy.

## Meeder Public Funds

Barton Oaks Plaza I  
901 S. MoPac Expy  
Suite 300  
Austin, Texas  
78746

866.633.3371

**SUBJECT:** Self-Funded Health Insurance Financial Report

**PRESENTER:** Joel Garcia, Deputy Superintendent for Business & Support Services

**BACKGROUND INFORMATION**

Mission CISD administers a self-funded group health insurance plan through Blue Cross Blue Shield of Texas, offering High Deductible, Base, and High Plan options. The district bears financial responsibility for healthcare benefits, managing claims through the Health Insurance Fund.

**ADMINISTRATIVE CONSIDERATIONS**

The actual revenues ending January 2024 amounted to \$11,033,525, while the actual expenditures totaled \$10,303,456. The excess revenues over expenditures was \$730,069. As of January 31, 2024, the total net position stood at \$1,845,374.

Please find the Self-Funded Group Health Insurance Financial Report attached for your reference. Notably, there were three significant claims for January 2024: \$44,727, \$120,050, and \$190,134.

**FUNDING SOURCE AND AMOUNT**

N/A.

**RECOMMENDATION**

Information only

**CONTACT PERSON(S)**

Joel Garcia, Deputy Superintendent for Business & Support Services  
Blanca I. Lopez, Executive Director for Business Operations  
Sylvia Cruz, Director for Employee Benefits & Risk Management  
Leonor Garcia, Employee Benefits/Payroll Accountant



# Self-Funded Health Insurance Update



# Self Funded Health Insurance Fund Statement of Revenues, Expenditures and Changes in Net Position for 7 months ending January 2024

## Medical, Pharmacy and Admin Cost

- Actual Revenues: \$11,033,525
- Actual Expenditures: \$10,303,456
- The excess revenues over expenditures was \$730,069
- Total Net Position: \$1,845,374
  - The District increased its contribution by 20%

Operating Revenues	Actual	%
<i>Premiums:</i>		
Medical - Employee	\$ 1,818,519.48	16.48%
Medical - Employer	\$ 9,096,996.17	82.45%
Administrative Fees-Refunds	\$ -	0.00%
Claim Credits		0.00%
Pharmacy Credits/Rebates		0.00%
Stop Loss Insurance	\$ 116,429.94	1.06%
Cobra	\$ 1,165.12	0.01%
<b>Non - Operating Revenues</b>		
Interest Revenue	\$ 414.07	0.00%
<b>Total Revenues</b>	<b>\$ 11,033,524.78</b>	<b>100%</b>
<b>Operating Expenses</b>		
<i>Claims:</i>		
Medical	\$ 6,574,552.38	63.81%
Pharmacy - RX	\$ 3,067,969.51	29.78%
<i>Administrative Fees:</i>		
Medical	\$ 13,031.11	0.13%
Aggregate Stop Loss	\$ 33,914.32	0.33%
Specific Stop Loss	\$ 599,531.11	5.82%
Independent External Review Fees	\$ -	0.00%
Vendor Fees	\$ -	0.00%
PCORI Fees	\$ -	0.00%
Consulting Fees	\$ 6,666.66	0.06%
<b>Non-Operating Expenses</b>		
Other Expenses	\$ 7,791.01	0.08%
<b>Total Expenses</b>	<b>\$ 10,303,456.10</b>	<b>100.00%</b>
<b>Operating Income (Loss)</b>	<b>\$ 730,068.68</b>	
<b>Income (Loss) Before Contributions &amp; Transfers</b>	<b>\$ 730,068.68</b>	
<b>Contributions &amp; Transfers</b>		
Transfers In (Payable to General Finance)	\$ 2,676,732.00	
Transfer out (Payable to General Finance)	\$ (1,561,427.00)	
<b>Change in Net Position</b>	<b>\$ 730,068.68</b>	
<b>Total Net Position - Beginning Unaudited</b>	<b>\$ -</b>	
<b>Total Net Position - Ending Unaudited</b>	<b>\$ 1,845,373.68</b>	



# Self Funded Health Insurance Fund Statement of Revenues, Expenditures and Changes in Net Position for 7 months ending January 2024

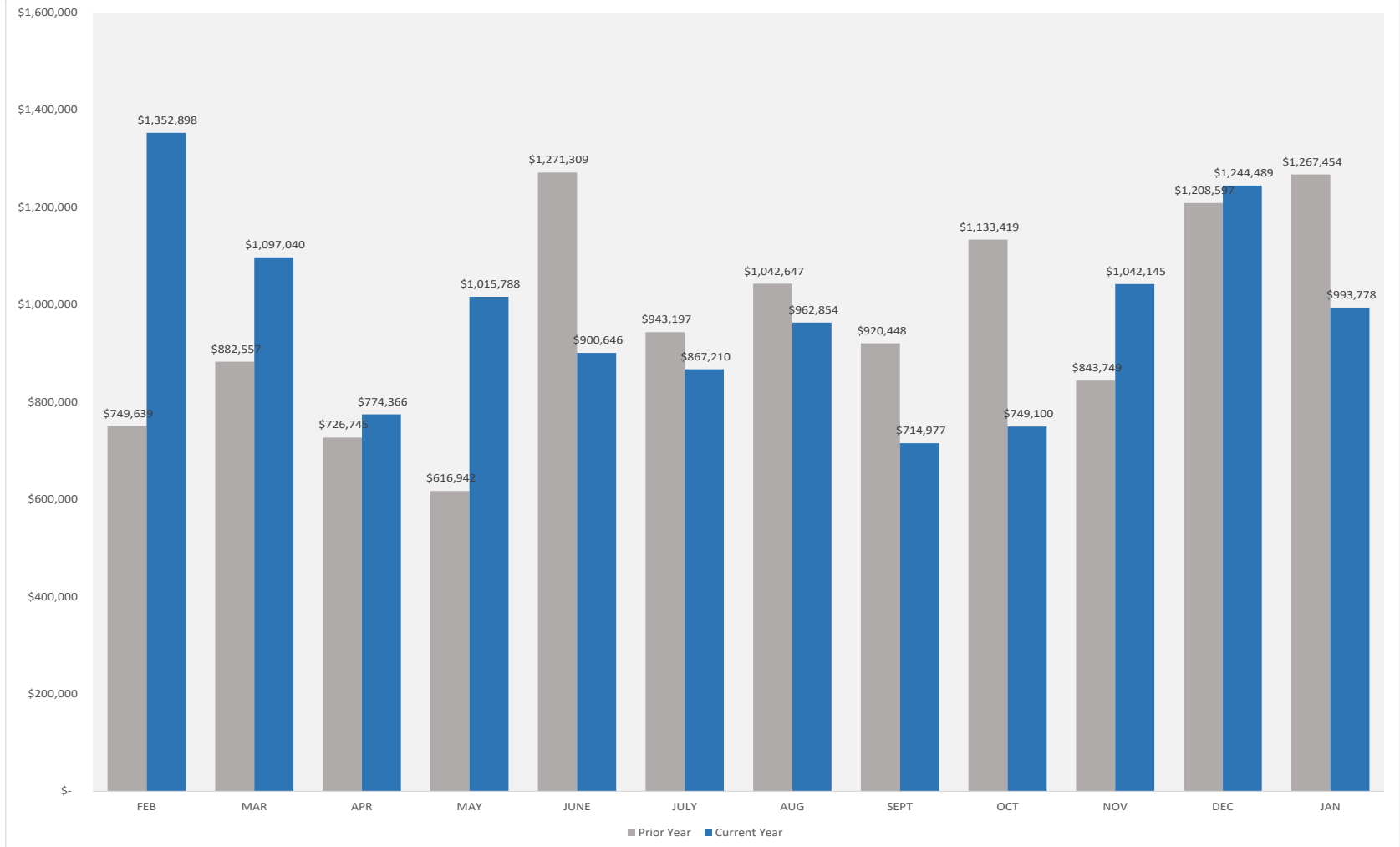
## Paid Claims

- Medical Claims: 63.81%
  - \$6,574,552
- Pharmacy Claims: 29.78%
  - \$3,067,970
- Administrative Fees: 6.42%
  - \$660,934
    - Medical: \$13,031
    - Aggregate Stop Loss: \$33,914
    - Specific Stop Loss: \$599,531
    - Consulting Fees: \$6,667
    - Other: \$7,791

Operating Revenues	Actual	%
<i>Premiums:</i>		
Medical - Employee	\$ 1,818,519.48	16.48%
Medical - Employer	\$ 9,096,996.17	82.45%
Administrative Fees-Refunds	\$ -	0.00%
Claim Credits		0.00%
Pharmacy Credits/Rebates		0.00%
Stop Loss Insurance	\$ 116,429.94	1.06%
Cobra	\$ 1,165.12	0.01%
<b>Non - Operating Revenues</b>		
Interest Revenue	\$ 414.07	0.00%
<b>Total Revenues</b>	<b>\$ 11,033,524.78</b>	<b>100%</b>
<b>Operating Expenses</b>		
<i>Claims:</i>		
Medical	\$ 6,574,552.38	63.81%
Pharmacy - RX	\$ 3,067,969.51	29.78%
<i>Administrative Fees:</i>		
Medical	\$ 13,031.11	0.13%
Aggregate Stop Loss	\$ 33,914.32	0.33%
Specific Stop Loss	\$ 599,531.11	5.82%
Independent External Review Fees	\$ -	0.00%
Vendor Fees	\$ -	0.00%
PCORI Fees	\$ -	0.00%
Consulting Fees	\$ 6,666.66	0.06%
<b>Non-Operating Expenses</b>		
Other Expenses	\$ 7,791.01	0.08%
<b>Total Expenses</b>	<b>\$ 10,303,456.10</b>	<b>100.00%</b>
<b>Operating Income (Loss)</b>		
	<b>\$ 730,068.68</b>	
<b>Income (Loss) Before Contributions &amp; Transfers</b>		
	<b>\$ 730,068.68</b>	
<b>Contributions &amp; Transfers</b>		
Transfers In (Payable to General Finance)	\$ 2,676,732.00	
Transfer out (Payable to General Finance)	\$ (1,561,427.00)	
<b>Change in Net Position</b>	<b>\$ 730,068.68</b>	
<b>Total Net Position - Beginning Unaudited</b>		
	<b>\$ -</b>	
<b>Total Net Position - Ending Unaudited</b>		
	<b>\$ 1,845,373.68</b>	



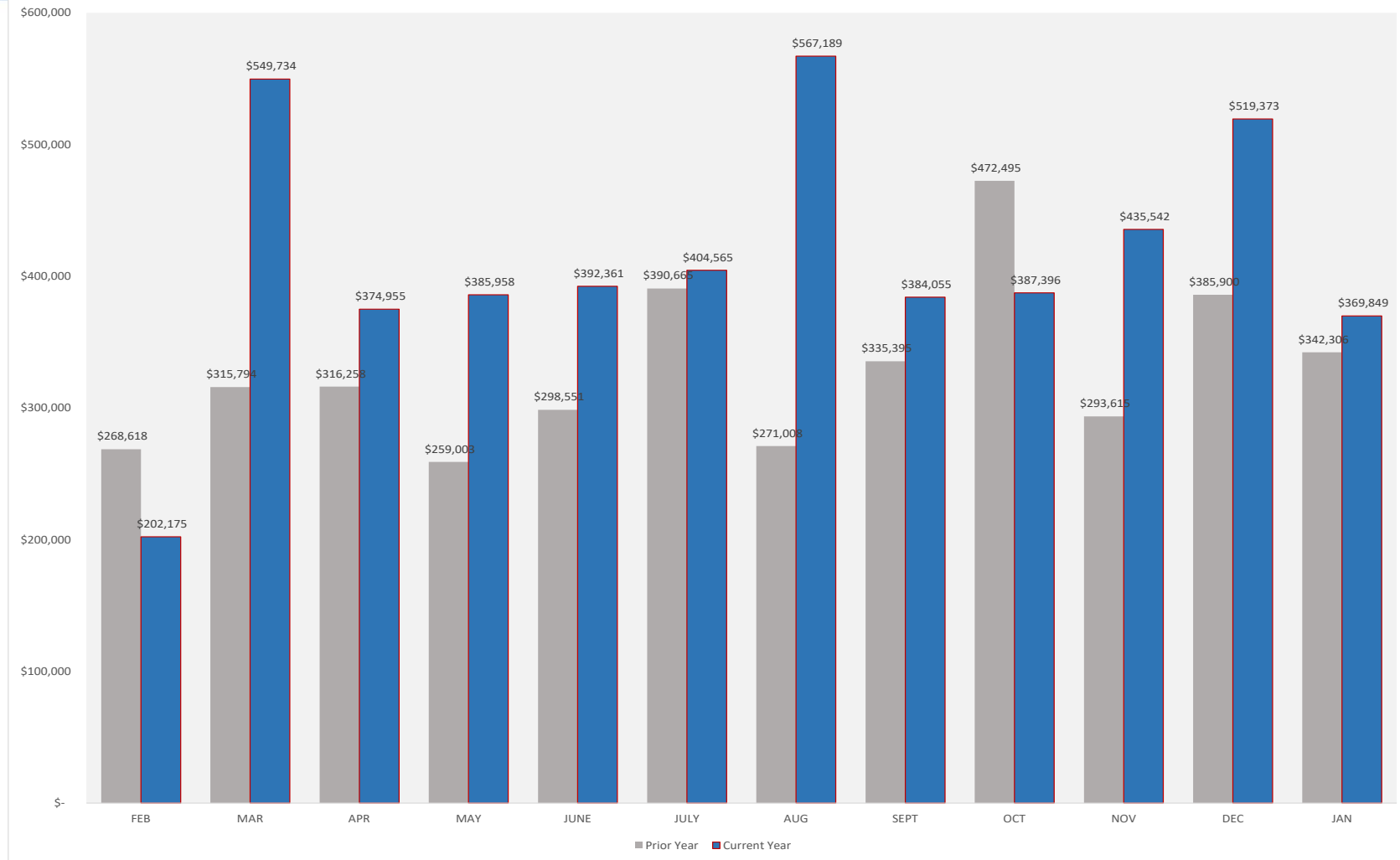
# Medical Claims Expenditure Overview 12 Month Trend – January 2024





# Pharmacy Claims Expenditure Overview

## 12 Month Trend – January 2024





# Wellness:

## Mission CISD's Facebook Wellness Group

We are thrilled to announce the launch of our new Mission CISD Facebook Wellness Group. Joining the Wellness Group will give District Employees the opportunity to explore various wellness topics and stay updated on upcoming events. We strongly encourage District Employee participation as we believe that wellness plays a crucial role in fostering a positive and thriving District Staff.





# Wellness:

## Mission High School Health Fair

It was a day filled with valuable resources, including free lab services, screenings, and the opportunity to connect with local vendors.

As an added bonus, we also had door prizes available for District Employees and a Raffle was held to distribute prizes to them by the Employee Benefits Dept.

**Date: February 19, 2024**

**Location: Mission High School Neuhaus Gym**

**Time: 7:00 am - 12:00 pm**





# Wellness:

## Pura Vida

We are thrilled to announce the launch of the 2024 Spring Wellness Campaign! Commencing on March 4, 2024.

Our aim is to inspire staff to embrace the pura vida lifestyle, advocating for clean, simple eating habits in your daily pursuit of health and wellness. As part of this initiative, employees who register to participate will receive a complimentary Canvas Tote Bag crafted with Natural Materials.





# Wellness:

## It's Time Texas Community Challenge!!!!

Mission CISD is set to participate in the It's Time Texas Community Challenge as a district! This eight-week (January 8 – March 3) health competition is designed to bring Texans together to promote a healthier state. Participation is free, and individuals across Texas can earn points by focusing on activities such as consuming nutritious meals, staying active, and ensuring proper hydration.



**IT'S TIME TEXAS COMMUNITY CHALLENGE**  
JANUARY 8 - MARCH 3

**JOIN THE Free, fun, 8-week health competition COMMUNITY CHALLENGE, TODAY!**

- Download the Free App
- Sign Up for the Challenge
- Log Healthy Habits
- Compete and Win Prizes

Register for the Community Challenge to help your community, school district or organization win!

#ITTCCommunityChallenge @ItsTimeTX

This institution is an equal opportunity provider. This material was funded by USDA's Supplemental Nutrition Assistance Program-SNAP. The SNAP logo is a service mark of the U.S. Department of Agriculture. USDA does not endorse any goods, services, or enterprises.

**IT'S TIME TEXAS COMMUNITY CHALLENGE**



# Wellness:

## Weight Loss Challenge - RGV!!!!

The Challenge-RGV is more than a weight-loss competition; it's an opportunity to start living a healthier & more active lifestyle! The Challenge-RGV partners with local gyms, fitness experts, nutritionists, and local organizations to help participants eat well, lose weight, and make permanent healthy changes. Participants must be 18 years and older and must register at the initial weigh-in. The goal of The Challenge-RGV is to inspire local residents to increase physical activity, make healthy food choices and when necessary, lose weight in order to improve their overall health. The rates of obesity and over-weight in our community are some of the highest in the nation, and The Challenge-RGV is designed to address this problem.

**NOW IN EDINBURG!**



**WEIGHT LOSS CHALLENGE-RGV**  
MAKE 2024 YOUR HEALTHIEST YEAR YET!



SCAN HERE TO PRE-REGISTER

**JANUARY 20 - APRIL 27**

UPPER VALLEY	<p><b>KICK-OFF</b> REGISTRATION &amp; WEIGH-IN: <b>SATURDAY, JAN. 27, 2024</b> <b>9:00 A.M. - 12:00 P.M.</b> EDINBURG CITY HALL COURTYARD 415 W. UNIVERSITY DR. EDINBURG, TX 78539</p>	UPPER VALLEY
	<p><b>FINALE</b> WEIGH-OUT &amp; CELEBRATION: <b>SATURDAY, APR. 27, 2024</b> <b>9:00 A.M. - 12:00 P.M.</b> EDINBURG CITY HALL COURTYARD 415 W. UNIVERSITY DR. EDINBURG, TX 78539</p>	
LOWER VALLEY	<p><b>KICK-OFF</b> REGISTRATION &amp; WEIGH-IN: <b>SATURDAY, JAN. 27, 2024</b> <b>9:00 A.M. - 12:00 P.M.</b> LINEAR PARK - BROWNSVILLE E. 7TH STREET AND HARRISON, BROWNSVILLE, TX 78520</p>	LOWER VALLEY
	<p><b>FINALE</b> WEIGH-OUT &amp; CELEBRATION: <b>SATURDAY, APR. 20, 2024</b> <b>9:00 A.M. - 12:00 P.M.</b> LINEAR PARK - BROWNSVILLE E. 7TH STREET AND HARRISON, BROWNSVILLE, TX 78520</p>	

**FREE AND OPEN TO THE PUBLIC!** (Must be at least 18 years old to register\*)  
**BASIC INFORMATION & REQUIREMENTS:** Announcement of winners will be on Saturday, April 20th in Brownsville & Saturday, April 27th in Edinburg. \*If you are pregnant or have won The Challenge-RGV two or more times, you can participate but will not be eligible to win categorial or cash prizes. Participants 17 years old or younger may register with a parent or legal guardian, but are not eligible to win categorial or cash prizes. It is the participant and parent or legal guardian's responsibility to contact wellness partners to ask for age requirements. Participants are welcome to weigh-in and out at the location of their choice. Always contact your doctor before starting any weight loss program. Even if some weight loss is right for you, please do not engage in excessive weight loss.

**LARGE GROUP**  
(11-20 PEOPLE)  
1st place: \$1,600  
2nd place: \$700

**SMALL GROUP**  
(2-10 PEOPLE)  
1st place: \$850  
2nd place: \$275

**5% WEIGHT LOSS**  
Lose at least 5% of your weight to enter a drawing for prizes of \$1,000  
3 Drawings of \$1,000

**INDIVIDUAL**  
Top four winners based on percent weight loss.

245

**The Challenge-RGV winners are determined by % of weight lost and not by pounds lost.**  
 Finish The Challenge-RGV and for every of 5% weight lost, you will receive a \$5 gift card: 5% = \$5, 10% = \$10, 15% = \$15, 20% = \$20

**FREE ACCESS TO LOCAL GYMS AND CLASSES!**      **WIN PRIZES!**      **IMPROVE YOUR HEALTH!**

FOLLOW US ON:  @THECHALLENGERGV  
 For more information, call (956) 546-HELP







# Wellness:

## Tru Fit Partnership!!!!

We have partnered up with TRU FIT Athletic Clubs to provide membership discounts to all MCISD employees.

**Over 39 LOCATIONS & GROWING**

- › MISSION
- › HARLINGEN
- › BROWNSVILLE
- › WESALCO
- › EDINBURG
- › MCALLEN
- › SAN ANTONIO
- › AMARILLO
- › RIO GRANDE
- › VALLEY
- › LAREDO
- › EL PASO
- › COLLEGE STATION
- › KILLEEN

**36 + 3**  
TX LOCATIONS TN LOCATIONS

**Corporate MEMBERSHIPS**

- › Over 240,000 Members
- › Custom Programs to Fit YOUR Needs
- › Exclusive Discounts

**JOIN ONLINE TODAY AT**  
[TruFitAthleticClubs.com](http://TruFitAthleticClubs.com)  
**WITH CODE** missionisd

**TRU>FIT**  
ATHLETIC CLUBS

**FIND YOUR FIT**

246

TruFitAthleticClubs.com



# Wellness:

## Employee Benefits Insurance Services!

Jeff Everitt and Associate's insurance representative is available to assist District Employees every Wednesday at the Employee Benefits Department from 8:00 am to 12:00 pm

The insurance representative will address any questions or concerns employees may have regarding the District's Health Insurance Plan with Blue Cross Blue Shield. Additionally, they can provide guidance on the District's Voluntary Insurance Products, which include Dental, Vision, Voluntary Term Life, Disability, Cancer Critical Illness, Accident, Hospital Indemnity, Whole Life, Ground/Air Emergent Care, Flex Card, and Child Dependent Care





# Wellness: Zumba Classes began Feb. 26, 2024

## ZUMBA CLASSES



FREE FOR ALL MCISD  
EMPLOYEES!

**JOIN NOW**

- MONDAYS & WEDNESDAYS
- 6:00-7:00PM —



**INSTRUCTOR: MS. LUISA**

**O'GRADY  
ELEMENTARY  
CAFETERIA**

810 W GRIFFIN PKWY  
MISSION TX. 78572

**UPDATED  
TIME:  
5:30-6:30  
STARTING  
2/28/24**


**FOR MORE INFORMATION PLEASE CONTACT  
EMPLOYEE BENEFITS 956-323-5545**

EMPLOYEE BENEFITS 956-323-5545  
FOR MORE INFORMATION PLEASE CONTACT

MISSION TX 78572  
810 W GRIFFIN PKWY

CAFETERIA  
ELEMENTARY  
O'GRADY

UPDATED  
TIME:  
5:30-6:30  
STARTING  
2/28/24






# Wellness: Step Aerobics Classes will begin March 19, 2024

## Step Aerobics Classes

Classes will be held at Mission Junior High every Tues/Thurs. at 5:30pm-6:30pm. Free of charge to all MCISD employees. Classes start after Spring Break.



**FREE FOR ALL  
MCISD STAFF!!!**

**STEP AEROBICS  
CLASSES**

**INSTRUCTOR:  
MS. LUISA**


**GET FIT AND  
HAVE FUN!!!  
CLASSES START  
MAR. 19, 2024**

- TUESDAYS & THURSDAYS
- 5:30-6:30PM
- MISSION JR. HIGH-GYM

For more information  
contact Employee Benefits  
Department  
956-323-5526 📞

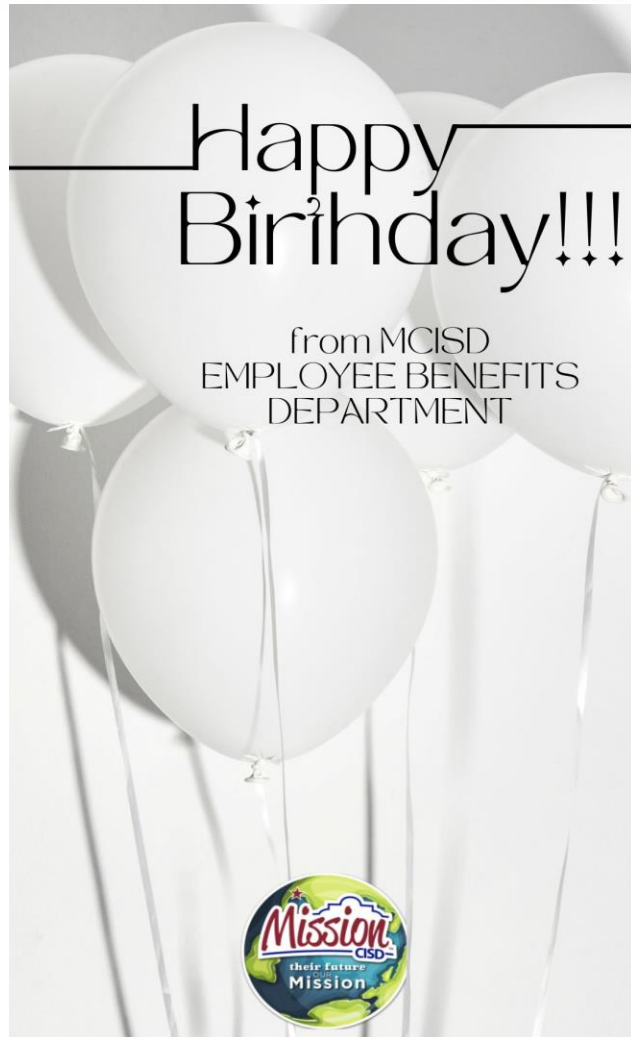


# Wellness: Central Office Upgrade!





# Wellness: Birthday e-mail for all staff



**Happy Birthday to you!!!**

**“Our whole team is wishing you the Happiest of Birthdays.” May your special day be filled with happiness and love. Thank you for being a part of our MCISD Team and choosing to spend your day with us! We hope this new year brings you abundant blessings and your heart’s wishes come true have a fabulous day!**

**-MCISD Employee Benefits Department**



# Wellness: 5K Spring into Wellness

Our 5<sup>th</sup> Annual Spring into Wellness 5k will be at the Mission Hike & Bike Trails on Saturday April 27 at 8am. Registration will be on site beginning at 7am. Free T-Shirts for the first 150 employees.

**5<sup>th</sup> ANNUAL**  
**SPRING into Wellness**

**5K**

Mission Hike & Bike Trails  
1414 SOUTH CONWAY AVE. MISSION TX 78572

**SATURDAY, APRIL 27, 2024**

Our goal is to motivate our staff to live a healthier lifestyle.

Registration: **7 A.M.** Start Time: **8 A.M.**

**Free T-Shirts**  
First 150 employees

**Free Medals**  
First 100 employees

**Mission CISD**  
Employee Benefits  
For more information:  
956-323-5545

Free Event | No Fees | Onsite Registration

# Wellness:



## Medical Wellness Social Worker Initiatives:

- Case management of district staff on FMLA or Intermittent FMLA
- Provided a Presentation on Heart Health Awareness during a District Safety Training on Feb. 19, 2024
- Fitness classes for staff
- Birthday e-mail for all staff
- Nutrition classes for staff

### EMPLOYEE BENEFITS

#### DEPARTMENT

Brenda Zamora LBSW

Licensed Bachelor's Social Worker

*Medical Wellness Social Worker*

Ph: 956-323-5526

Email: [Brenda.zamora@mcisd.org](mailto:Brenda.zamora@mcisd.org)

"Health is a state of mind, wellness is a state of being"

"Great work is born from a combination of hard work and healthy mindset"

"Being healthy is a success that many people forget to celebrate"

"If you don't take care of your body, where are you going to live?"

"When 'I' is replaced by 'we' Even 'illness' becomes 'Wellness'"

### HOW CAN I HELP?

- ♦ *Mental Health, Physical Health & Emotional Health Services*
- ♦ *Community Resource Referral Info.*
- ♦ *Crisis Intervention for all MCISD staff*
- ♦ *Stress Management*
- ♦ *Nutrition classes*
- ♦ *Fitness classes*
- ♦ *Tools for well-being* 253
- ♦ *Trusted advisor on health & wellness matters*
- ♦ *Supervise Wellness Centers*
- ♦ *District Wellness Campaigns*
- ♦ *In-Service District Trainings-Health lifestyle, Burn out prevention, & Wellness Wheel*
- ♦ *Facebook Wellness Group Page*
- ♦ *Support services to staff on FMLA*
- ♦ *SHAC Committee*
- ♦ *Employee Benefits Resources for all MCISD staff*





# Financial Wellness:

## Financial Wellness Workshops:

- **Budgeting 2.0: Making Budgets Work**
- **Considering Home Ownership**
- **Credit Scores and Reports: Understanding and Improving Your Score**
- **Debt Management**
- **Identity Theft**
- **It's a Balancing Act: The Sandwich Generation**
- **Preparing for a Financial Emergency**
- **Repaying Student Loan Debt**
- **Retirement: Planning for your future**

PNC WorkPlace Banking® is a bank-at-work program available through your employer. Take advantage of special offers and rewards on PNC products and services, and access guidance from your dedicated team of PNC WorkPlace Bankers.

We are committed to supporting your financial well-being by providing convenient onsite and online\* workshops on topics such as:

### Budgeting 2.0: Making Budgets Work

Learn to identify your personal obstacles to budgeting, decide short- and long-term goals, and manage your day-to-day spending to increase your financial security.

### Considering Home Ownership

Learn what you need to do to be financially ready to buy your first house, what to expect when applying for a mortgage, and which government programs can help make home ownership more affordable.

### Credit Scores and Reports: Understanding and Improving Your Score

Understand how credit scores and reports work to help you keep your finances healthy and achieve your financial goals, such as buying a new home, leasing a car, or paying off debt.

254

### Debt Management

Learn to build a budget, explore different debt management strategies, and create a plan for reducing your debt and improving your credit score.

### Identity Theft

Learn how identity thieves can steal your personal information, what's at risk when they do, and how to recognize common scams.

### It's a Balancing Act: The Sandwich Generation

Members of the Sandwich Generation can learn how to help balance their own financial security and the demands of caring simultaneously for both children and aging parents.

### Preparing for a Financial Emergency

Learn how to incorporate an emergency fund into your planning and how to adjust your budget to weather the unexpected.

### Repaying Student Loan Debt

As a recent graduate, you may soon find yourself responsible for multiple expenses in addition to student loans. Learn guidelines for establishing a positive cash flow and explore student loan repayment plans.

### Retirement: Planning for Your Future

Wherever you are in your retirement planning, it's not too late to develop or refine your savings strategy. Learn how to determine what you need to do to make sure you reach your retirement savings goals.



# Upcoming Wellness Initiatives:

- **Mini Health Fair at O'Grady Elementary  
April 12, 2024**
- **Nutrition classes for employees-March  
2024**
- **Monthly Employee Benefits Newsletter-  
March 2024**



**SUBJECT:** Preliminary 2024-2025 Budget

**PRESENTER:** Joel Garcia, CPM, Deputy Superintendent for Business and Support Services

**BACKGROUND INFORMATION**

The Finance Division will present an overview of Mission CISD's financial status, covering fiscal years 2022-2023, 2023-2024, and preparations for 2024-2025.

**ADMINISTRATIVE CONSIDERATIONS**

N/A.

**FUNDING SOURCE AND AMOUNT**

N/A.

**RECOMMENDATION**


Information only

**CONTACT PERSON (S)**

Joel Garcia, CPM, Deputy Superintendent for Business and Support Services


# Preliminary 2024 - 2025 Budget Workshop 4

March 6, 2024



# Budget and Proposed Tax Rate Public Hearing

- Sections 44.002 through 44.006 of the Texas Education Code establishes the legal basis for the budget development in school districts. The District's budget must be prepared by June 19<sup>th</sup>. This date is set by the State Board of Education.
- The Board President must call a public hearing of the Board of Trustees, giving ten days public notice in a newspaper, for the adoption of the district's budget.
- Any taxpayer in the district may be present and participate in the public hearing. The budget must be legally adopted by June 30<sup>th</sup>.




# Agenda

Overview of Mission CISD's financial status, covering fiscal years

- 2022-2023
- 2023-2024
- 2024-2025



# 2022-2023 Last Year





# Fiscal Year 2022-2023 Financial Update

## Background

- Mission CISD is committed to transparent financial management strategically allocating resources for educational excellence.
- The district's financial health is multifaceted, drawing from sources such as Average Daily Attendance (ADA) for Foundation School Program (FSP) funds, local taxes, federal funds, grants, and prudent investments.
- This comprehensive strategy ensures a diverse and sustainable revenue base supporting its educational commitment.

## Strategic Utilization of ESSER Funds

- Mission CISD strategically utilized Elementary and Secondary School Emergency Relief (ESSER) funds during the fiscal year to pay for instructional salaries, freeing up local funds to overcome supply chain challenges that would have impacted capital projects.
- As ESSER II and ESSER III funds reach exhaustion, the District will shift back to local funding sources.



# Fiscal Year 2022-2023 Financial Update

## Fiscal Performance

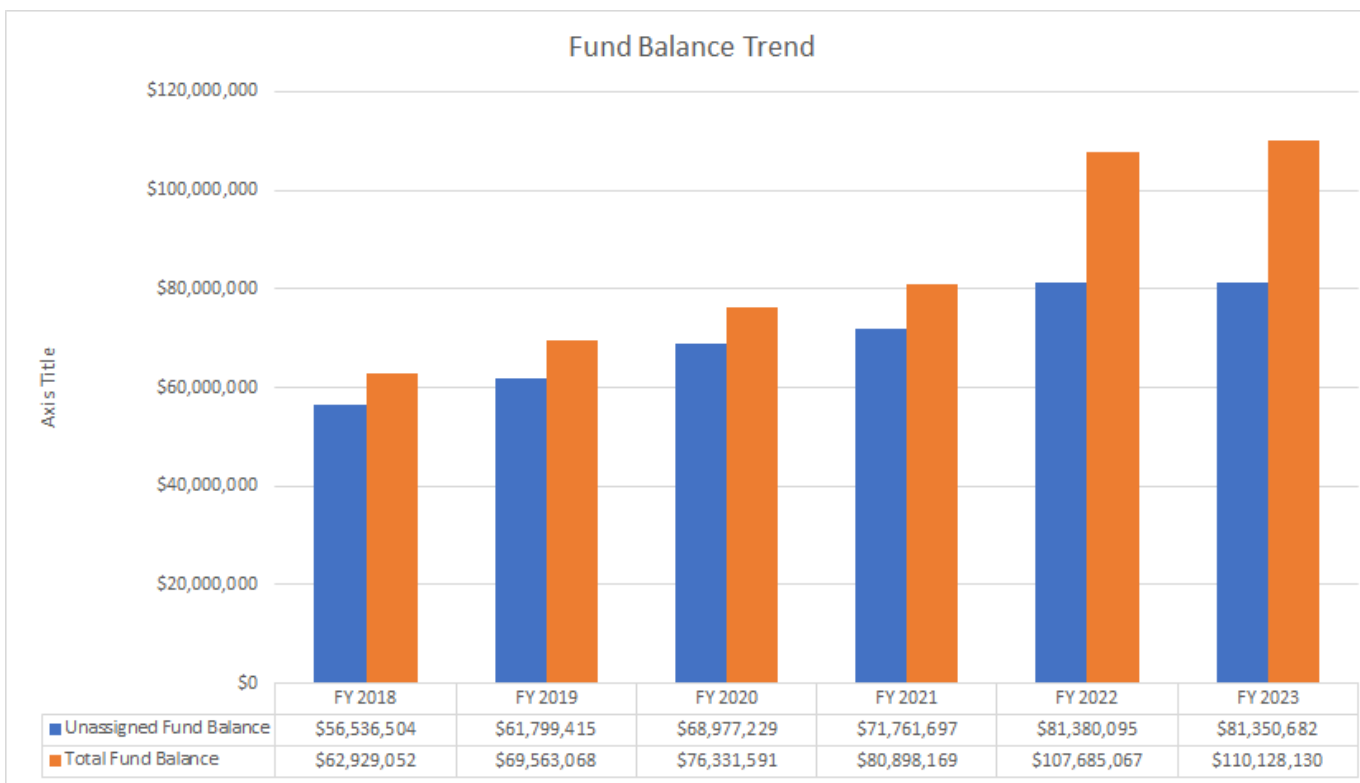
- The District projected State Aid at \$110,808,324. As of September 2023, our Near Final Summary of Finance stands at \$110,807,892.
- The Annual Comprehensive Financial Report (Year Ended June 30, 2022) reflects a robust fiscal performance.
- The general fund balance increased by \$2,443,063, reaching \$110,128,130. Of this, approximately 74% (\$81,350,682) is unassigned, providing flexibility for strategic spending.
- Additionally, \$18,375,949 is earmarked in the committed fund balance for crucial construction projects.

## Summary

- Mission CISD's 2022–2023 budget showcased resilience amid challenges, with a keen focus on maintaining educational standards.
- The alignment of the 2023 projected state aid budget with the near-final summary of finance affirms the District's commitment to accurate financial projections and responsible resource allocation.



# Fiscal Year 2022-2023 Financial Update





# Fiscal Year 2022-2023 Financial Update

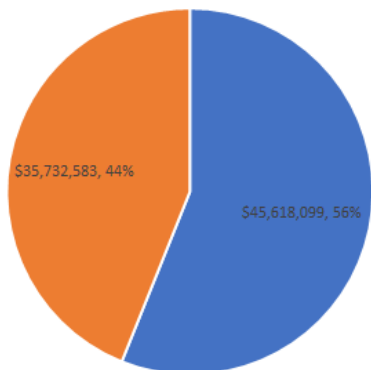
- **Non-Spendable Fund Balance:** includes amounts that cannot be spent because they are either not in spendable form or are legally contractually required to be maintained intact.
- **Restricted Fund Balance:** is either imposed by law or by creditors, grantors, contributors, or other government laws or regulations.
- **Committed Fund Balance:** is a result of school board approval requiring funds to be used only for specific purposes.
- **Unassigned Fund Balance** – is available for spending, also known as the District’s rainy day fund.

CATEGORY	Fiscal Year 2022-2023
Non-Spendable	\$2,537,507
Restricted Fund Balances	\$7,863,992
Committed Fund Balances	\$18,375,949
Unassigned Fund Balance	\$81,350,682
<b>Total Fund Balance</b>	<b>\$110,128,130</b>



# Fiscal Year 2022-2023 Financial Update

Total Unassigned Fund Balance: \$81,350,682



■ 3 Month Operating Expenditures ■ Unassigned

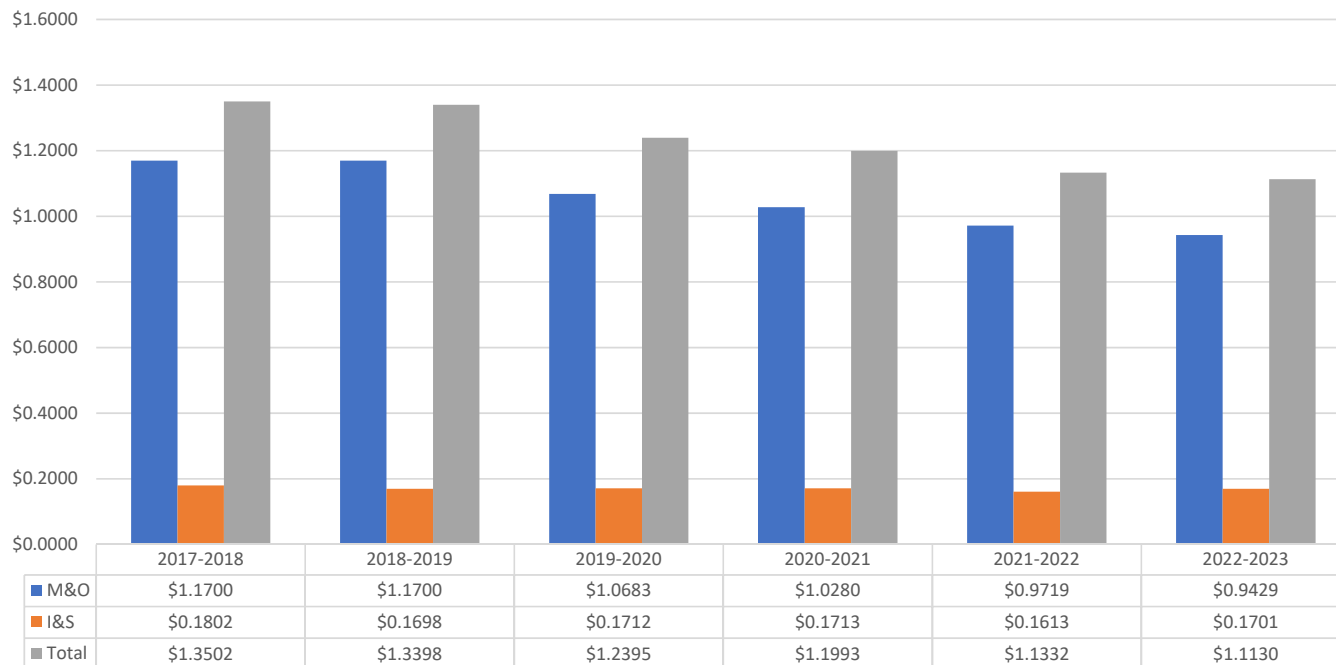
Fiscal Year 2022-2023		
Unassigned Fund Balance	Total	Percent of Fund Balance
3-Month Operating Expenditures	\$45,618,099	56.1%
Unassigned	\$35,732,583	43.9%
<b>Total</b>	<b>\$81,350,682</b>	<b>100%</b>




# Fiscal Year 2022-2023 Financial Update

Mission CISD has reduced its tax rate by 0.2372 cents from 2018-2023, demonstrating its commitment to fiscal efficiency.

Tax Rate Trend (Per \$100)



# 2023-2024 Current Year





# Disclaimer


All estimates are preliminary and subject to change as information becomes available.



# Fiscal Year 2023-2024 Financial Update

## Balanced Budget

For the fifth consecutive year, the board approved a balanced budget. The Superintendent ensures prudent expenditure of funds.

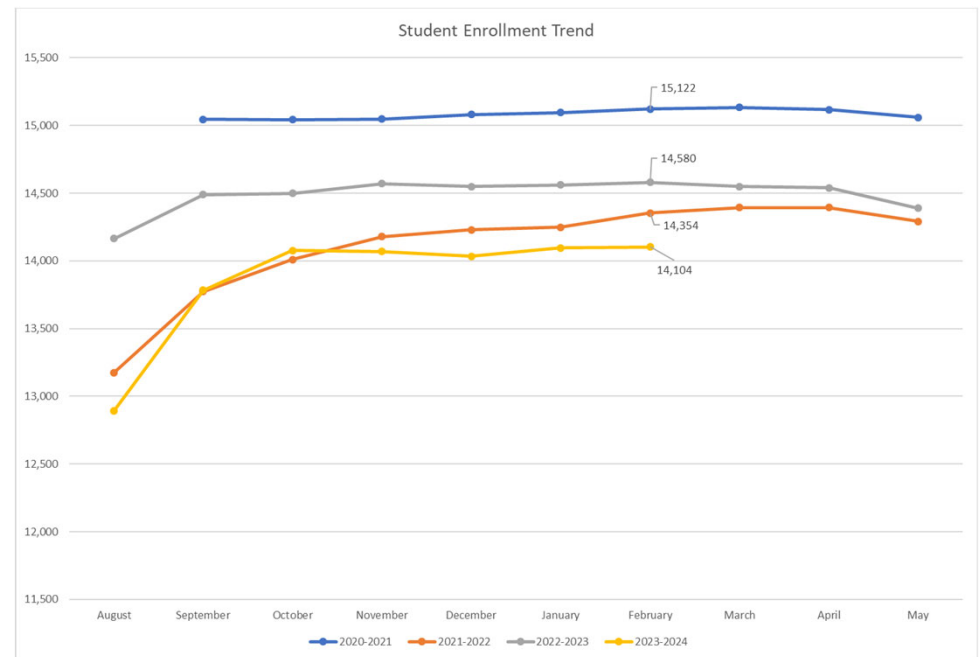




# Fiscal Year 2023-2024 Financial Update

## Enrollment Report

- Enrollment Snapshot (Sep 2020 - Dec 2023):
  - Student enrollment across the state has trended lower in recent years; our district enrollment has decreased by 1,018 since March 2021.
- Historical Pattern:
  - Traditionally, second semesters show enrollment growth.
- Factors Contributing to Decline:
  - Economic conditions, pandemic effects, and increased competition influence lower enrollment.
- Strategic Insight:
  - Understanding these trends enables proactive resource allocation, challenge resolution, and optimization of educational offerings for adaptability.

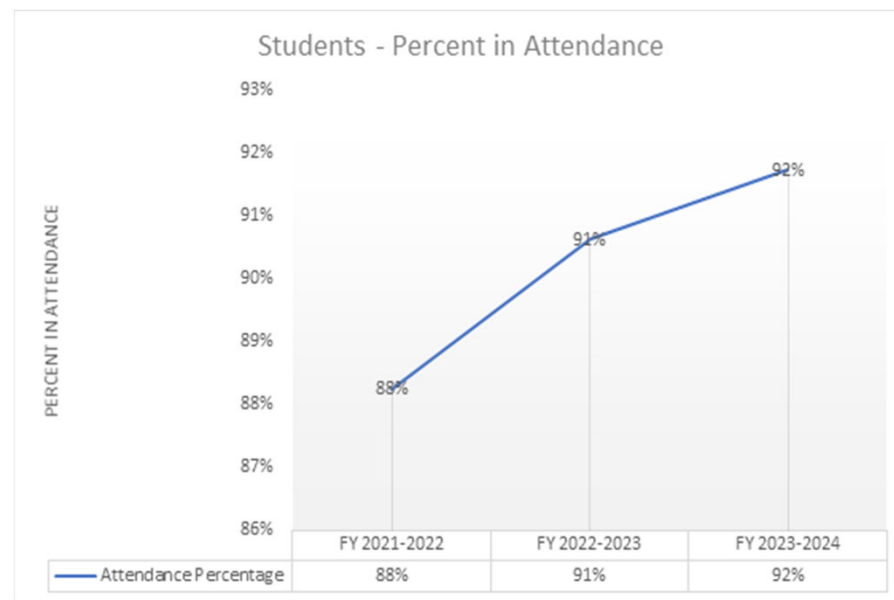




# Fiscal Year 2023-2024 Financial Update

## Attendance Report

- The District actively works on attendance through its Campus Attendance Team and Attendance Resource Officers, and they use tools such as School Messenger, Daily Reports, and Live Dashboards.
- Our student attendance percentage has risen by 4 points, signaling a positive trend towards normalcy post-COVID.





# Fiscal Year 2023-2024 Financial Update

## Revenue - M&O State Aid

THE LIGHT YELLOW-SHADED CELLS REQUIRE DATA ENTRY, IF APPLICABLE.		
	2022-23	2023-24
<b>Funding Elements</b>		
Student Counts: 21-22 student counts are auto-loaded from a file obtained from TEA.	SOF Run #41495	Data Entry
Refined ADA	12,463.7300	12,837.747
# of Campuses in District		22
<b>Special Education Instructional Arrangement FTEs:</b>		
Homebound (Code 01)	2,6520	2,623
Hospital Class (Code 02)	0.0000	0.000
Speech Therapy (Code 00)	18.4880	24,626
Resource Room (Code 41.42)	282.7950	270.164
S/C Mid/Mod/Severe (Code 43, 44, & 45)	121.0490	121.973
Off Home Campus (Codes 91.98)	0.1620	4.163
VAC (Code 08)	22.4240	20.300
State Schools (Code 30)	0.0000	0.000
Nonpublic Contracts	0.0000	0.000
Res Care & Treatment (Code 81-89)	0.0000	0.000
Mainstream ADA	244.1310	301.561
FTEs of Pregnant Students	0.2190	0.316
Career & Technology FTEs Grades 7-12 Not in Approved Program of Study	2.5890	2.589
Career & Technology FTEs Grades 7-12, Levels 1 & 2 in Approved Program of Study	919.0900	919.090
Career & Technology FTEs Grades 7-12, Levels 3 & 4 in Approved Program of Study	374.2620	374.262
# Students Enrolled in P-TECH campus	0.0000	0.000
# Students Enrolled in campus that is a member of the New Tech Network	0.0000	0.000
Bilingual ADA - see instructions in Column N	2,860.2300	2,515.838
Bilingual ADA - Dual Language Immersion Students (1-way or 2-way)	1,852.6400	1,832.725
Bilingual ADA - Non-LEP Dual Language Students (2-way)	36.8840	77.628
G & T Enrollment	1,754	608.000
Early Education ADA	4,130.1500	4,608.887
Public Ed Grant (PEG) Student ADA	0.0000	0.000
New Instructional Facility Allotment (NIFA) ADA	0.0000	0.000
ADA of Students in Dropout Recovery School and Residential Placement Facility	0.0000	0.000
SCE - Residential Placement Facility - Not Ed Disadvantaged Students	0.0000	0.000
Residential Placement Facility - Ed Disadvantaged Students (TEA includes these in Block 5)		
Ed Disadvantaged Students Living in Eco Disadvantaged Census Block 1	3,098	3,098
Ed Disadvantaged Students Living in Eco Disadvantaged Census Block 2	871	871
Ed Disadvantaged Students Living in Eco Disadvantaged Census Block 3	2,235	2,235
Ed Disadvantaged Students Living in Eco Disadvantaged Census Block 4	3,839	3,839
Ed Disadvantaged Students Living in Eco Disadvantaged Census Block 5	2,491	2,491
# of Homeless Children or Youth as defined by 42 U.S.C. Section 11434a (TEA includes these in Block 5)		
Career, College, or Military Readiness - Educationally Disadvantaged Graduates	102	105
Career, College, or Military Readiness - Non-Educationally Disadvantaged Graduates	18	19
Career, College, or Military Readiness - Special Ed. Graduates	6	6
Dyslexia Enrollment (enter the sum of PIC 37 & PIC 43 shown on TEA's Tier I Detail Report)	836	786
<b>Property Values</b>		
State Certified Property Value ("T2" value) @ \$100K Exemption		2,824,874,749
State Certified Property Value ("T8" value) @ \$100K Exemption		2,824,874,749
State Certified Property Value ("T1" value) @ \$100K Exemption		3,327,116,900
State Certified Property Value ("T7" value) @ \$100K Exemption		3,327,116,900
State Certified Property Value ("T13" value) @ \$100K Exemption		3,492,341,900
State Certified Property Value ("T14" value) @ \$100K Exemption		3,492,341,900

Every six weeks, the Finance Department updates the State Aid Template to estimate revenue.

- We utilize the state aid template released on February 1<sup>st</sup>, which incorporates the 2023 Preliminary Property Values.
- For the 1st Semester: (August 16<sup>th</sup> – December 20<sup>th</sup>)
  - The Average Daily Attendance is 12,838, OFSDP included.
  - The Projected M&O State Aid (5811/5812) inclusive of VATRE, stands at \$126,188,282.

State Aid by Fund Code / Object Code - Funding Source		
M&O State Aid		
47.	199/5812 - Foundation School Fund	\$121,017,279
48.	199/5811 - Available School Fund	\$5,171,002



# Fiscal Year 2023-2024 Financial Update

## 2023-2024 Tax Rate

- The District reallocated pennies previously set for compression to the Interest and Sinking (I&S) tax rate by adopting the Defeasance resolution.
- The successful Voter-Approval Tax Ratification Election (VATRE) allowed the District to transfer .0317 pennies from I&S to the Maintenance and Operations (M&O) tax rate, resulting in an extra \$2.7 million for instruction and compensation.
- The Total Tax Rate stands at \$1.1130, consistent with the last year's rate.
  - M&O is at \$0.7892.
  - I&S is at \$0.3238.
- Additionally, the homestead exemption increased from \$40k to \$100k.

## Impact to Home Owners

	2022-2023	2023-2024
M&O Tax Rate	\$0.94	\$0.79
I&S Tax Rate	\$0.17	\$0.32
<b>Total Tax Rate</b>	<b>\$1.11</b>	<b>\$1.11</b>
Average Market Value of Residence	\$138,653	\$158,095
<b>Less: Homestead Exemption</b>	<b>(\$40,000)</b>	<b>(\$100,000)</b>
Average Taxable Value of Residence	\$98,653	\$58,095
Total Tax Rate	\$1.11	\$1.11
Taxes Due on Average Residence	\$1,098	\$647
<b>Property Tax Savings</b>		<b>\$451</b>



# Fiscal Year 2023-2024 Financial Update

## Revenue - Tax Collections

Tax Collections as of January 31, 2024

### Maintenance and Operations

- Budget: \$22,101,507
- Collected YTD: \$17,756,307 or 80%

### Interest and Sinking

- Budget: \$8,684,627
- Collected YTD: \$7,285,228 or 83%





# Fiscal Year 2023-2024 Financial Update

## Revenue – Grants: 2022-2023

2022-2023 Grants	Total
School Safety Standards Formula Grant:	\$ 654,613
Emergency Connectivity Fund Program:	\$ 395,011
ARP Homeless II Federal Grant:	\$ 258,656
COVID-19 Public Health Workforce Supplemental Funding Grant (Region One):	\$ 102,700
COVID-19 Coronavirus State and Local Fiscal Recovery Funds (Hidalgo County):	\$ 60,000
Silent Panic Alert Technology (SPAT) Grant:	\$ 43,808
COVID-19 School Health Support Grant, Cycle 2:	\$ 22,985
Dyslexia Funding Support Grant:	\$ 12,600
CEAL Grant (UTRGV):	\$ 8,000
<b>Total</b>	<b>\$ 1,558,373</b>

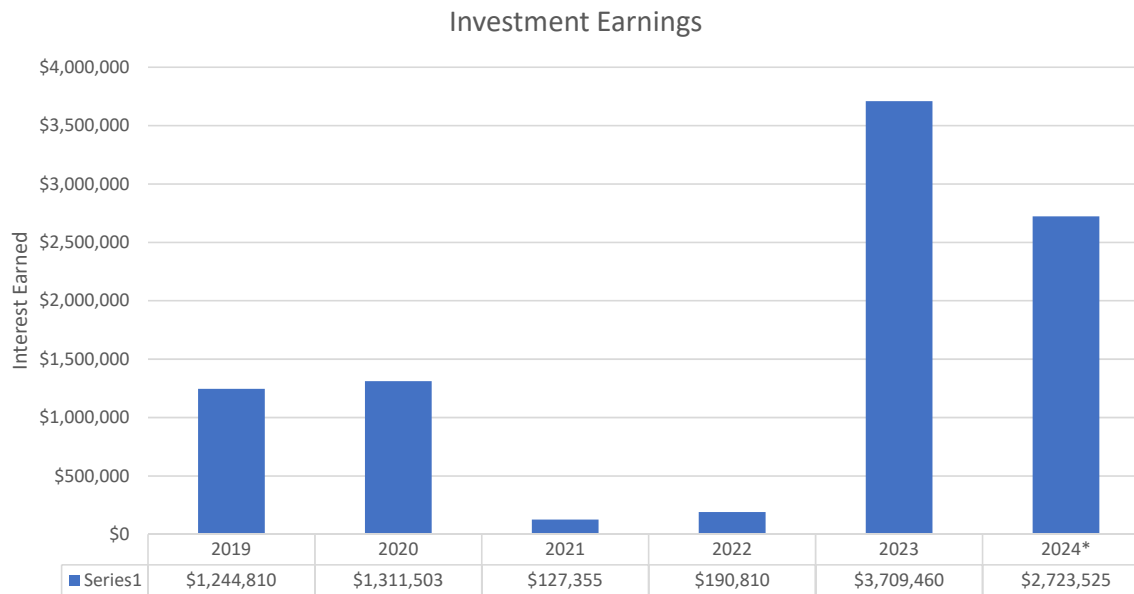
## Revenue – Grants: 2023-2024

2023-2024 Grants	Total
2023-2025 Safety and Facilities Enhancement Grant (SAFE) Cycle 1	\$ 4,768,497
Stronger Connections Grant	\$ 1,500,000
Strong Foundations	\$ 250,000
Learning Acceleration Support Opportunities - Cycle 2	\$ 150,000
<b>Total</b>	<b>\$ 6,668,497</b>



# Fiscal Year 2023-2024 Financial Update

## Revenue – Interest Earned



\*Interest earned through 1/31/2024.



# Fiscal Year 2023-2024 Financial Update

## Historical Rates Monthly Distribution Yields<sup>2</sup>

	2014	2015	2016	2017	2018	2019	2020	2021	2022	2023	2024
January	0.04%	0.07%	0.35%	0.58%	1.34%	2.40%	1.61%	0.07%	0.02%	4.36%	5.36%
February	0.04%	0.08%	0.39%	0.59%	1.40%	2.40%	1.58%	0.05%	0.02%	4.57%	
March	0.04%	0.09%	0.41%	0.66%	1.50%	2.41%	1.20%	0.05%	0.14%	4.70%	
April	0.04%	0.09%	0.42%	0.75%	1.65%	2.42%	0.83%	0.05%	0.30%	4.86%	
May	0.04%	0.09%	0.43%	0.76%	1.75%	2.41%	0.41%	0.04%	0.68%	5.04%	
June	0.04%	0.09%	0.44%	0.85%	1.85%	2.41%	0.24%	0.03%	1.00%	5.11%	
July	0.05%	0.10%	0.45%	0.96%	1.96%	2.38%	0.22%	0.02%	1.49%	5.15%	
August	0.06%	0.11%	0.47%	1.00%	1.99%	2.21%	0.16%	0.02%	2.11%	5.33%	
September	0.06%	0.13%	0.50%	1.03%	2.03%	2.15%	0.14%	0.02%	2.43%	5.35%	
October	0.06%	0.15%	0.47%	1.05%	2.15%	1.97%	0.12%	0.02%	3.04%	5.35%	
November	0.06%	0.15%	0.45%	1.09%	2.21%	1.74%	0.10%	0.02%	3.65%	5.37%	
December	0.07%	0.23%	0.50%	1.21%	2.32%	1.66%	0.09%	0.02%	4.13%	5.38%	

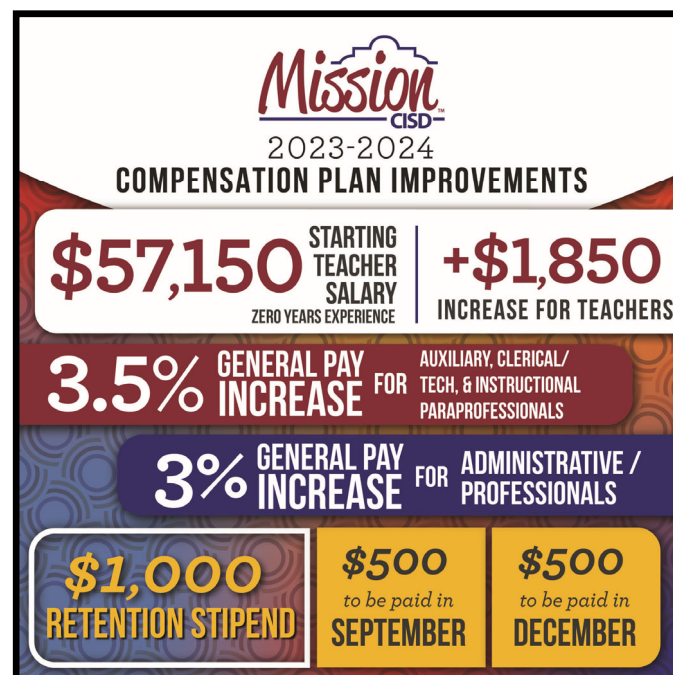
Source: Texas Term Local Government Investment Pool



# Fiscal Year 2023-2024 Financial Update

## Expenditure – Compensation Plan

- Last June, the Board of Trustees approved a comprehensive employee compensation package. This included a 3% salary increase for all professional and administrative staff, a 3.5% raise for auxiliary, clerical/technical, and instructional para-professionals calculated from the midpoint, a 20% boost in employer contributions to the health insurance plan, and a \$1,000 employee retention stipend.
- In addition to these measures, the Board approved a \$500 retention stipend, coinciding with the successful passage of the Voter-Approval Tax Ratification Election (VATRE).
- This structured and thoughtful compensation plan reflected the Board's commitment to creating a competitive and supportive work environment.





# Fiscal Year 2023-2024 Financial Update

## Capital Outlay - Completed

Project	Status
Annex Parking Lot	Completed
Assessment - MHS - Chiller	Completed
Assessment at Annex Parking Lot	Completed
Assessment at MCHS Limited Indoor Mold	Completed
Assessment HVAC at AMJH	Completed
Assessment HVAC at MCHS/Poss. Indoor Quality	Completed
Assessment JOCS	Completed
Barbering at MHS Assessment project on hold	Completed
CNP - Tumbler/overview of project only/electrical re-equipment's	Completed
Culinary Arts Laboratory at VMHS	Completed
Demo. of old Agricultural Science Barns	Completed
Demolition of Tech./ Radio Tower	Completed
District Property Clean up & Demo. 4 mile line & Stewart Road	Completed
Field events(Long Jumps) for the AMJH - middle schools	Completed
Field events(Long Jumps) for the KWJH - middle schools	Completed
Field events(Long Jumps) for the MJH - middle schools	Completed
Field events(Long Jumps) for the RCJH - middle schools	Completed
Fueling Brains - Maintenance Project	Completed
Lee Field House Reroofing & Main Field House Storm Repairs	Completed
Maintenance Whse. Roof	Completed
MEP Eng. Services for Back-Up Chiller	Completed
MEP Eng. Services for CNP Chillers	Completed
MHS Special Education +18 Program and Head Start Program Portables Canopies	Completed
Mims Marquee	Completed
Re-surface or new basketball area - Roosevelt DAEP	Completed
Security Vestibules-AMJH	Completed
Security Vestibules-KWJH	Completed
Security Vestibules-Pearson	Completed
Security Vestibules-Roosevelt Alt.	Completed
Skills Center Building (behind) Castro Elem. - Remediation Assessment	Completed
Synthetic Turf for Baseball Fields for MHS	Completed
Synthetic Turf for Baseball Fields for VMHS	Completed
Synthetic Turf for Softball Fields for MHS	Completed
Synthetic Turf for Softball Fields for VMHS	Completed
Tom Landry Stadium - Visitors	Completed

Project	Status
Tom Landry Stadium Repairs - Home	Completed
VMHS Dining	Completed
Waitz Elementary sidewalks	Completed
Security Vestibules-Salinas Elem.	Completed
CNP freezer installation at elem. campuses (Bryan)	Completed
CNP freezer installation at elem. campuses (Marcell)	Completed
CNP freezer installation at elem. campuses (Salinas )	Completed
CNP freezer repair/ replacement	Completed
Const. of Add. Animal Pens for Ag. Science Barns	Completed
Culinary Arts Laboratory at MHS	Completed
Demo. of Roosevelt Alternative Auditorium	Completed
FARMERS/ Citrus Horticulture Lab - Portable - Parking Lot	Completed
MCHS PE Pavilion	Completed
MCISD- Aquatic Boiler	Completed
Playground for Elementary - Alton Elem.	Completed
Playground for Elementary - Bryan Elem.	Completed
Playground for Elementary - Cantu Elem.	Completed
Playground for Elementary - Castro Elem.	Completed
Playground for Elementary - Leal Elem.	Completed
Playground for Elementary - Marcell Elem.	Completed
Playground for Elementary - Mims Elem.	Completed
Playground for Elementary - O'Grady Elem.	Completed
Playground for Elementary - Pearson Elem.	Completed
Playground for Elementary - Salinas Elem.	Completed
Playground for Elementary - Waitz Elem.	Completed
Replacement of the Turf for the MHS -TLS	Completed
Replacement of the Turf for the VMHS	Completed
Scoreboard installation at KWJH	Completed
Scoreboard installation at RCJH	Completed
Skills Center Building (behind) Castro Elem. Remediation	Completed
Baseball & Softball Netting @MHS & VMHS	Completed
Security Vestibules-Bryan Elem.	Completed
Security Vestibules-Cavazos Elem.	Completed
Security Vestibules-Midkiff Elem.	Completed
Security Vestibules-Castro Elem.	Completed



# Fiscal Year 2023-2024 Financial Update

## Capital Outlay – In Progress

Project	Status
Safety & Facilities Enhancement	In Progress
Batting Cage & Discus Assessment	In Progress
Canopy at O'Grady Sp. Education Area	In Progress
Canopy at VMHS Food Truck Area	In Progress
Jose "Joe" Correa Jr. Agricultural Science Lab Construction Project Screen & Electrical	In Progress
TEA Mandate Districtwide Fencing & Window Screen Film	In Progress
District-wide Roofing Repair	In Progress
FARMERS/ Transportation HUB	In Progress
Indoor Air Quality AMJH	In Progress
Indoor Air Quality Bryan Elem.	In Progress
Indoor Air Quality Cavazos Elem.	In Progress
Indoor Air Quality Midkiff Elem.	In Progress
Indoor Air Quality Salinas Elem.	In Progress
KWJH Marquee	In Progress
Renovations @ the Annex for Network Operations Center (NOC) & Emergency Generator	In Progress
KWJH power distribution transformer/ switchgear repair	In Progress
District-wide Roofing Repair	In Progress



# Fiscal Year 2023-2024 Financial Update

## Expenditure – Debt Service

Most school districts in Texas carry debt from bond elections because that’s how they fund construction of new schools, construction to renovate older campuses, replacement of expensive life-cycle systems, and additional capital projects.

- As of June 30, 2023, the total value of Mission CISD’s General Obligation Bonds is \$86,054,960.
- The Fiscal Year 2024 Annual Obligation is \$8,456,047.

## Strategic Planning

- Via the Defeasance resolution, the District moved pennies earmarked for compression to the Interest and Sinking (I&S) tax rate.
- This strategic use of I&S tax collections accelerates debt repayment, saving tax payers money on interest.
- Also, the District will use I&S tax collections to build capacity for a possible future “No Tax Increase” bond, to ensure the upkeep of top-tier facilities.



# Fiscal Year 2023-2024 Financial Update

## Budget Monitoring - State Compliance

- The Finance Department meets with Program Directors every six weeks to review their program data and updated projected revenue for their programs.
- For state compliance, the Special Programs need to spend at least 55% of their allotment.

## Monitoring Tool

- The District developed and continues to refine a tool to determine expenditure compliance for state programs. The tool compares projected revenue to current-year expenditures, indicating if the District is on track to pass the 55% compliance test.

Special Program	Expected Revenues Based On ADA	55% of Expected Revenues	Revised Budget	YTD Expenditures	YTD Monthly Average Expenditures	End of Fiscal Year Projection	Projected Over/Under	Met Compliance	Edit	Details
22 - CAREER & TECHNICAL	\$10,345,306.00	\$5,689,918.30	\$8,744,113.00	<b>\$4,904,241.71</b>	\$613,030.21	\$6,743,332.35	\$1,053,414.05	<input type="checkbox"/>		
23 - SPECIAL EDUCATION	\$10,545,299.00	\$5,799,914.45	\$16,233,924.00	<b>\$9,106,397.97</b>	\$1,138,299.75	\$12,521,297.21	\$6,721,382.76	<input checked="" type="checkbox"/>		
24 - ACCELERATED EDUCATION (24, 28, 30, and 34)	\$19,442,109.00	\$10,693,159.95	\$12,957,511.82	<b>\$6,085,901.26</b>	\$760,737.66	\$8,368,114.23	(\$2,325,045.72)	<input type="checkbox"/>		
25 - BILINGUAL ACCELERATED ED	\$3,267,103.00	\$1,796,906.65	\$1,693,142.00	<b>\$911,855.46</b>	\$113,981.93	\$1,253,801.26	(\$543,105.39)	<input type="checkbox"/>		



# Fiscal Year 2023-2024 Financial Update

## Budget Monitoring - Federal Compliance

- ESSA LEA MOE Calculation mandates local educational agencies (LEAs) to uphold state and local expenditures at a set level from one fiscal year to the next.
- The District designed the 2023-2024 Budget to meet compliance and actively monitors expenditure data to ensure we stay on track.

## Monitoring Tool

- The District also developed and continues to refine a tool to determine expenditures for federal compliance. The tool compares current-year state and local expenditures to previous year state and local expenditures.

Line #	Function	Function Description	Comparison Year Expenditures	90% of Comparison Year Expenditures	Determination Year Expenditures	Diff. Between Determination Year and Minimum Needed	Met Compliance
01	11	INSTRUCTION	\$77,647,602.38		\$45,908,243.93		
02	12	INSTRUCTIONAL RESOURCE & MEDIA	\$2,412,049.71		\$1,290,365.12		
03	13	CURRICULUM & INSTRUCT STAFF DV	\$2,331,761.13		\$1,431,206.31		
04	21	INSTRUCTIONAL LEADERSHIP	\$2,581,930.87		\$1,767,113.26		
05	23	SCHOOL LEADERSHIP	\$9,754,358.91		\$5,988,615.62		
06	31	GUIDANCE COUNSELING & EVAL SVC	\$6,300,730.75		\$3,701,135.68		
07	32	SOCIAL WORK SERVICES	\$443,356.55		\$208,157.28		
08	33	HEALTH SERVICES	\$1,721,443.78		\$983,868.56		
09	34	STUDENT (PUPIL) TRANSPORTATION	\$5,086,098.95		\$3,757,124.28		
10	35	FOOD SERVICE	\$14,439,244.99		\$10,627,590.18		
11	36	EXTRACURRICULAR ACTIVITIES	\$8,197,908.85		\$4,311,731.64		
12	41	GENERAL ADMINISTRATION	\$6,259,738.67		\$4,180,918.92		
13	51	FACILITIES MAINTENANCE & OPS	\$22,526,465.49		\$14,940,270.32		
14	53	DATA PROCESSING SERVICES	\$2,945,420.18		\$1,926,120.79		
15	71	DEBT SERVICE	\$315,558.96		\$213,160.26		
16		<b>TOTAL OPERATING EXPENDITURES (ADD 01-15)</b>	<b>\$162,963,670.17</b>	\$146,667,303.15	<b>\$101,235,622.15</b>	-\$45,431,681.00	■
17		REFINED AVERAGE DAILY ATTENDANCE (RADA)	12,463.69		12,103.00		
18		<b>TOTAL OPERATING EXPENDITURES PER PUPIL (REFINED ADA) (16 + 17)</b>	<b>\$13,075.07</b>	\$11,767.57	<b>\$8,364.51</b>	-\$3,403.06	■
19		MEMBERSHIP	-		-		
20		<b>TOTAL OPERATING EXPENDITURES PER PUPIL (MEMBERSHIP) (16 + 19)</b>	<b>-</b>	-	<b>-</b>	-	■
21		ENROLLMENT	14,502		14,046		
22		<b>TOTAL OPERATING EXPENDITURES PER PUPIL (ENROLLMENT) (16 + 21)</b>	<b>\$11,237.32</b>	\$10,113.59	<b>\$7,207.43</b>	-\$2,906.16	■



# Fiscal Year 2023-2024 Financial Update

## Expenditure Trend Analysis - Overtime and Substitutes

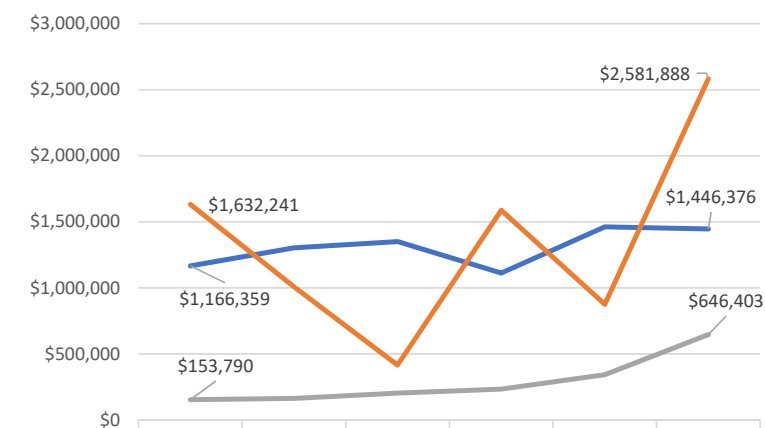
Over the past five years, the school district's expenditure on Overtime has seen a modest increase of 12.32%, while spending on Substitute Teachers has grown by 45.64%. Notably, there has been a significant surge of 256.33% in Substitutes for Support Staff costs.

We will implement stringent monitoring and cost-control measures to manage and mitigate these rising expenses. Strategies will include:

- Optimizing staffing schedules to reduce Overtime.
- Promoting Teacher and Staff Health and Well-being.

These actions are aimed at achieving a more sustainable financial trajectory.

Expenditure Trend - Overtime and Substitutes



	2019	2020	2021	2022	2023	2024 - Projected
Overtime Extra Duty	\$1,166,359	\$1,303,806	\$1,350,332	\$1,112,582	\$1,461,880	\$1,446,376
Subs Teachers & Other Prof	\$1,632,241	\$1,008,093	\$415,709	\$1,588,273	\$875,527	\$2,581,888
Substitutes for Support Staff	\$153,790	\$163,465	\$203,568	\$233,628	\$342,388	\$646,403

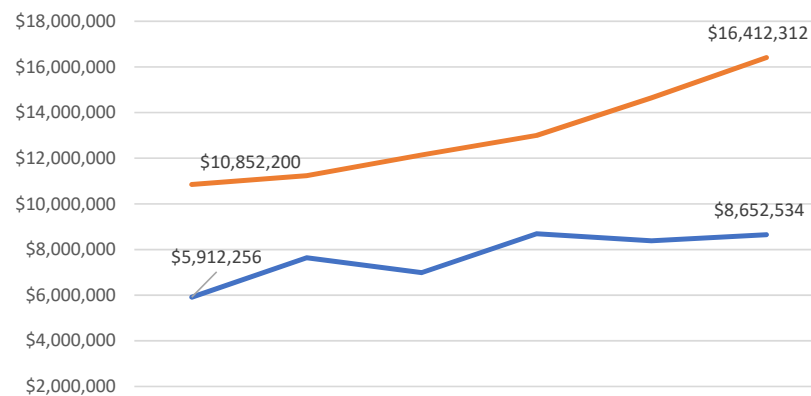


# Fiscal Year 2023-2024 Financial Update

## Expenditure Trend Analysis – Special Education and Career and Technology

- In the last five years, our district's spending on Special Education has risen by 51.23%, and Career and Technology Education expenditures have increased by 46.35%.
- To address these surges, we are working with Moak Casey on staffing and master schedule. We will also work with a Special Education consultant to help ensure we are positioned correctly for IDEA-B.
- These measures target a balanced and sustainable financial path forward.

Expenditure Trend - Special Education and Career and Technology



	2019	2020	2021	2022	2023	2024 - Projected
Career and Technology	\$5,912,256	\$7,644,672	\$6,990,377	\$8,693,945	\$8,387,625	\$8,652,534
Special Education	\$10,852,200	\$11,239,545	\$12,142,757	\$12,995,549	\$14,644,529	\$16,412,312



## Fiscal Year 2023-2024 Financial Update

- **Financial Outlook:** We are closely monitoring expenditures in overtime, substitutes, and utilities. In addition, we continue to monitor the situation with the School Health and Related Services (SHARS). Despite these variables, we anticipate concluding the fiscal year without a budget deficit if the Average Daily Attendance remains consistent at 12,838.
- **Teacher Incentive Allotment (TIA) Payment and Reimbursement:** We made TIA payments to teachers in July using payroll funds. The corresponding funding from TEA arrived in late September. At the April Board of Trustees meeting, we will propose an amendment to replenish the payroll funds with the received TIA money; we will also include the additional funding for the 83 teachers that were added or moved up a level this year.
- **Functional Budget Amendment:** To ensure all departmental accounts are adequately funded for the year's end, we will present a functional budget amendment at the April Board of Trustees meeting. This amendment will not deduct from the fund balance.





# Disclaimer

All estimates are preliminary and subject to change as information becomes available.



# Fiscal Year 2024-2025 Financial Update

March	April	May	June
<ul style="list-style-type: none"> <li>▪ Review 2023-2024 Projected Revenue and Expenditure Estimates – Current Year</li> <li>▪ Review 2024-2025 Projected Revenue and Expenditure Estimates – Next Year</li> <li>▪ Staffing Study</li> <li>▪ Fourth Budget Board Workshop</li> </ul>	<ul style="list-style-type: none"> <li>▪ Review 2023-2024 Projected Revenue and Expenditure Estimates – Current Year</li> <li>▪ Review 2024-2025 Projected Revenue and Expenditure Estimates – Next Year</li> <li>▪ Finalize Personnel Staffing and Proposed Salary Schedule Increase</li> <li>▪ Preliminary Certified Property Tax Values</li> <li>▪ Fifth Budget Board Workshop</li> </ul>	<ul style="list-style-type: none"> <li>▪ Review 2023-2024 Projected Revenue and Expenditure Estimates – Current Year</li> <li>▪ Review 2024-2025 Projected Revenue and Expenditure Estimates – Next Year</li> <li>▪ Complete Superintendent's Review of Preliminary District Budget</li> <li>▪ Sixth Budget Board Workshop</li> </ul>	<ul style="list-style-type: none"> <li>▪ Seventh Budget Board Workshop</li> <li>▪ Budget and Tax Rate Public Hearing</li> <li>▪ Budget Adoption</li> </ul>



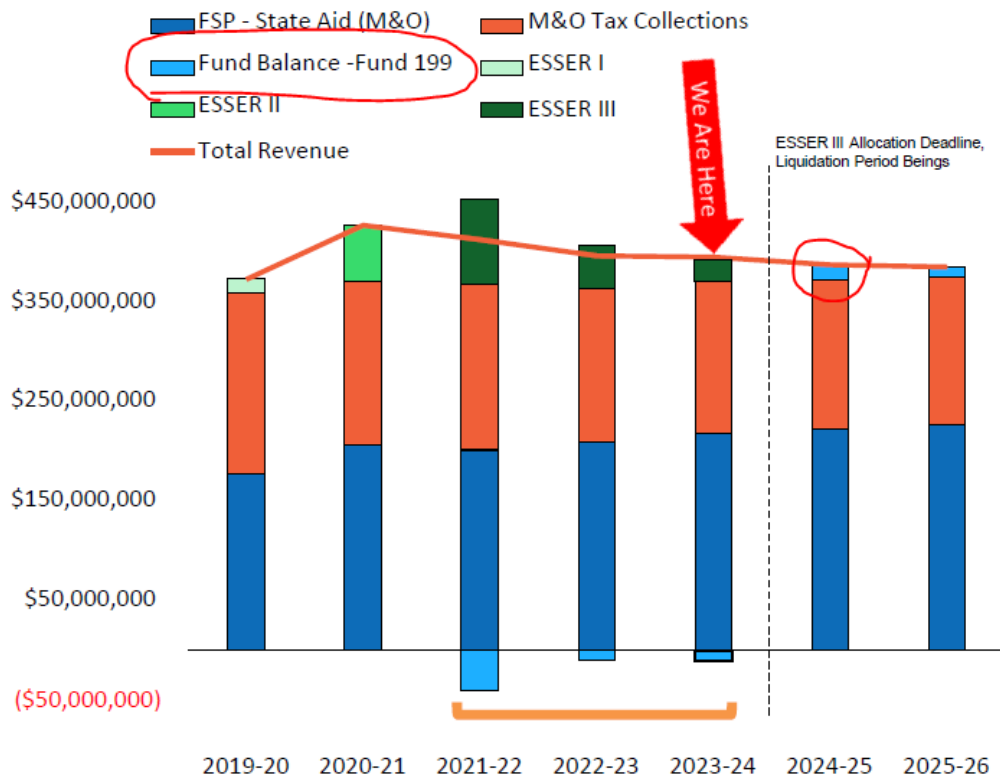
# Fiscal Year 2024-2025 Financial Update

## Avoiding the ESSER Fiscal Cliff

To prepare for the anticipated cessation of ESSER funding in the 2024-2025 school year and to address the possibility of an unbalanced budget, our district has implemented the following strategic actions:

- **Fiscal Prudence:** We have taken measures to save funds to our fund balance, ensuring we have a financial cushion to mitigate any potential budget shortfalls.
  - The following slide will present information from TEA demonstrating our savings through ESSER fund usage, which will help “level off the funding cliff”.

## Looking ahead: alleviating the Effects of the Funding Cliff



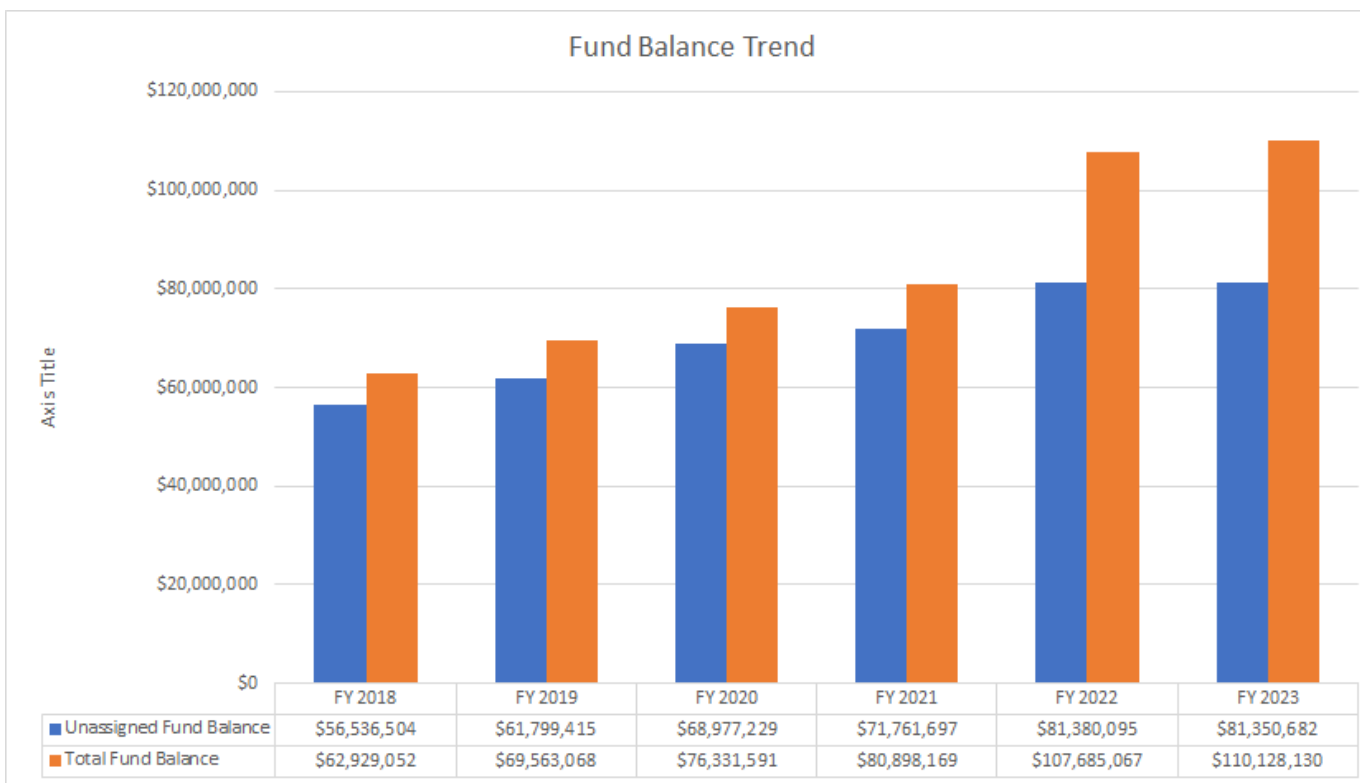
- 2023-2024 is the last school year to **supplant** with ESSER funds to level off the funding cliff.
- Consider using ESSER III first for allowable activities, to save other federal grants and state and local M&O funds.
  - Must be reasonable and necessary, meet the intent of ESSER statute (pandemic-related), and be allowable.
- If supplanting with state and local M&O, be mindful of other federal MOE requirements (e.g., IDEA-B).
- For more information on supplanting M&O funds, please refer to this [training video](#) from April 2022, which uses this [training deck](#). Slides 16-22 are most relevant.



For questions relating to coding supplanting of state and local funds, please contact David Marx ([david.marx@tea.Texas.gov](mailto:david.marx@tea.Texas.gov)).



# Fiscal Year 2024-2025 Financial Update



From FY 2020 to FY 2023 the fund balance increased by \$33,796,539.



# Fiscal Year 2024-2025 Financial Update

## Avoiding the ESSER Fiscal Cliff

- **Staffing Study:** The District commissioned Moak Casey to conduct a staffing study using District TAPR Data, the Master Schedule, and the 23-24 PEIMS Fall Snapshot. Based on the analysis of the data provided, we will gracefully optimize our staffing allocations to right-size our staff and our budget through natural attrition.
- **Long Term Consideration:** As recommended by the Moak Casey staffing study, over the past three years, our district's student population has decreased by approximately 1,000, equivalent to a junior high or a large elementary school. Consequently, consolidating one campus may be a strategic option to optimize resources, potentially about around \$3.1 million in expenditures annually.
  - Strategically planning for housing development south of Conway that may affect growth to Castro, Leal, and Pearson.
- **Enrollment and Attendance Monitoring:** The District utilizes Daily Enrollment and Attendance Reports to closely monitor student enrollment and attendance and identify trends that may impact our funding and resource allocation.
- **Flexible School Day Program:** The District strategically implemented the Optional Flexible School Day Program (OFSDP) to provide an option to restore student instruction time and attendance, potentially increasing attendance.
- **Public Relations Collaboration:** The District partnered with the public relations team on our Attendance Matters campaign to raise student attendance awareness.
- **Community Engagement:** The District coordinates community events such as the Pre-K Roundup, Mission CSD Showcase, Music in the Park, Lunch and Learns, and Back to School Bash to foster a strong connection with the community and promote enrollment and engagement in our schools.

By implementing these proactive measures and prioritizing fiscal responsibility, we aim to smoothly transition to the right-sized budget and staff while maintaining the quality of education in our district as we approach the end of ESSER funding.

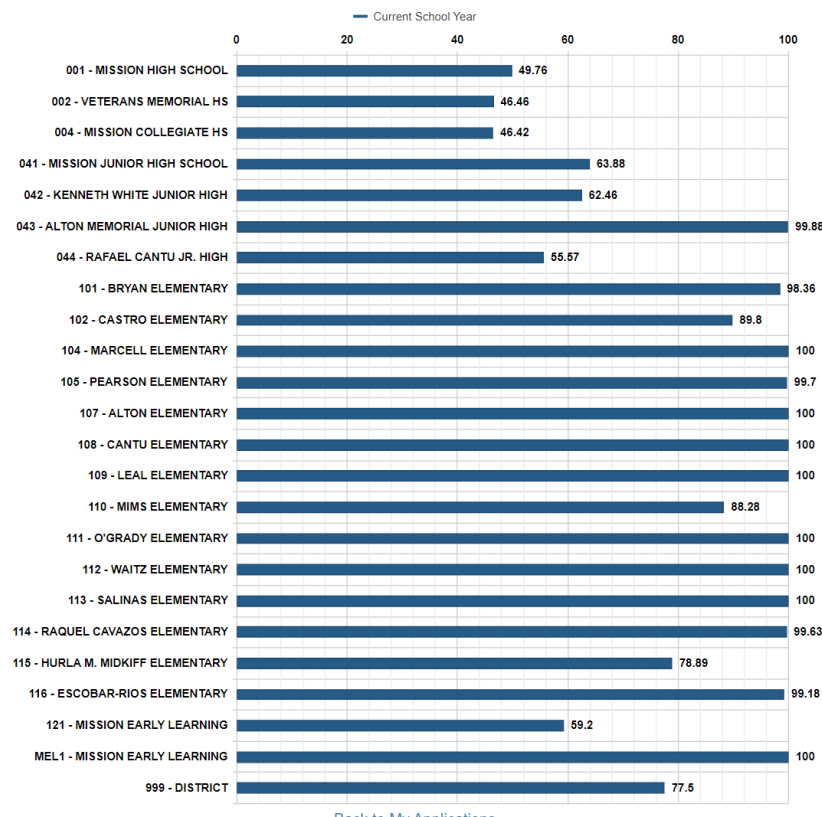


# Fiscal Year 2024-2025 Financial Update

## Online Student Registration

- Another proactive measure is promoting Online Student Registration for the 2024-2025 school year.
- Online Registration at Mission CISD is underway, with many campuses nearing or reaching 100% student registration for the upcoming year.
- We encourage all families to complete the registration process promptly to ensure a smooth start to the new school year.

Online Registration Complete Percentages





# Fiscal Year 2024-2025 Financial Update

## 2023 Pre-Preliminary Property Value Data

- **State Certified Property Value T1** = School district taxable value for M&O purposes before the loss to the increase in the state-mandated homestead exemption: **\$3,327,116,900**
- **State Certified Property Value T2** = School district taxable value for M&O purposes after the loss to the increase in the state-mandated homestead exemption and the tax ceiling reduction: **\$2,824,874,749**
- **State Certified Property Value T7** = same as T1, but for I&S.
- **State Certified Property Value T8** = same as T2, but for I&S.



# Fiscal Year 2024-2025 Financial Update

## Revenues

- Legislative Update: No Additional Funding
- Projected State Revenue
  - 2024-2025 based on 12,837 ADA using TASBO tools.
- Property values have an inverse relationship with state aid.
- Local Tax Revenue Schedule
  - April: Preliminary Property Valuations
  - July: Certified Valuations
  - August: TEA Max Compressed Tax Rate
  - September: Tax Rate Finalization
  - October: Distribution of Tax Statements
  - January: Property Value Confirmation by State Comptroller
- Additional Revenue Streams
  - Voter Approval Tax Ratification Election (VATRE)
  - Grants
  - Investment Income
- Fiscal Management Initiatives
  - Defeasance resolution for earlier debt settlement
  - Preparing for a no-tax-increase bond to enhance financial capacity



# Fiscal Year 2024-2025 Financial Update

## Expenditure Recommendations

- **Federal Funding Reallocation:** Transitioning eligible staff to federal funds to alleviate payroll costs.
- **Payroll Reduction:** We aim to decrease payroll by \$6.2 million through natural attrition and strategic staffing analysis. On average the District has 80 to 90 retirements or resignations each year.
- **Compensation Review:** Assessing scenarios to ensure fair and sustainable compensation.
- **Health Insurance:** Continuation of employer contribution rates for self-funded health insurance.
- **Retirement Contributions:** The district TRS contribution will remain at 8.25%, and the Public Education Employer Contribution will remain at 1.9%.
- **Worker's Compensation & Unemployment:** There is no rate change for Worker's Compensation and a minor 5% increase (\$6,331) in Unemployment Compensation.
- **Overtime Restriction:** Eliminating overtime to manage costs.
- **Substitute Limitation:** Reducing substitute usage for Administrator and Clerical positions to control expenses.
- **Construction Hold:** Pausing new construction projects until legislative clarity; ongoing projects will continue.
- **Department and Campus allocations:** Will be based on 2023-2024 ADA.
  - Savings of approximately \$1.5 million.



# Fiscal Year 2024-2025 Financial Update

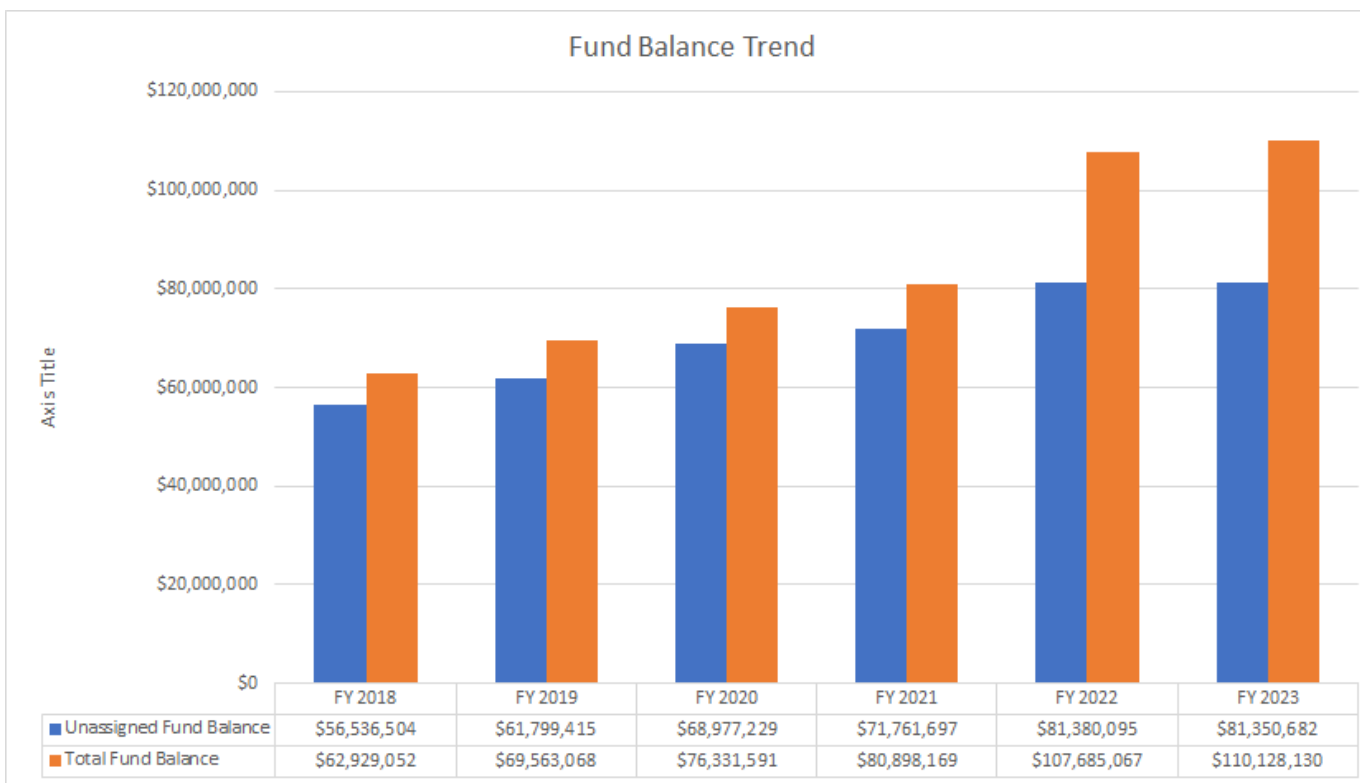
## Preliminary 2024-2025 Budget

- Following recommendations, we anticipate a preliminary shortfall of \$1.8 million for 2024-2025. We are actively working to review and adjust expenditures to reach a balanced budget.
- To provide a salary increase, we would need to utilize the fund balance, but this approach is not sustainable. Therefore, if we proceed, we must further analyze the data to right-size the budget and staff accordingly.

2024-2025 BUDGET	
<b>REVENUES</b>	
5700 - Local	27,766,303
5800 - State	136,515,958
5900 - Federal	17,062,430
	<b>181,344,691</b>
<b>EXPENDITURES</b>	
11 Instruction	98,877,424
12 Inst. Res. & Media Services	2,537,585
13 Curriculum Dev. & Inst. Staff Dev.	2,473,158
21 Inst. Leadership	2,740,333
23 School Leadership	10,189,156
31 Guide., Counseling & Eval. Ser.	6,633,686
32 Social Work Services	322,460
33 Health Services	1,874,309
34 Student (Pupil) Trans.	4,866,324
35 Food Services	15,925,390
36 Curricular/Extracurricular Act.	7,743,130
41 General Administration	6,712,423
51 Plant Maint. & Operations	21,174,508
52 Security and Monitoring Serv.	4,199,649
53 Data Processing Services	3,643,108
61 Community Services	142,500
71 Debt Service	1,447,670
81 Fac. Acquisition & Const.	-
95 Pmt. to Juv. Justice Alt. Ed. Prg.	10,000
99 Other Intergovernmental Charges	298,185
<b>TOTAL EXPENDITURES</b>	<b>191,810,998</b>
	<b>(10,466,307)</b>
Federal Funding Reallocation	1,000,000
Payroll Reduction through Attrition	6,156,000
Campus and Department based on ADA	1,511,011
<b>ESTIMATED DEFICIT</b>	<b>(1,799,296)</b>



# Fiscal Year 2024-2025 Financial Update



From FY 2020 to FY 2023 the fund balance increased by \$33,796,539.



## Budget and Tax Rate Timeline

- Posting of Public Notice – June 7, 2024 in Progress Times
- Public Hearing – June 19, 2024
- Budget Adoption – June 19, 2024 Special Board Meeting
- Tax Rate Adoption – September 11, 2024 Regular Board Meeting

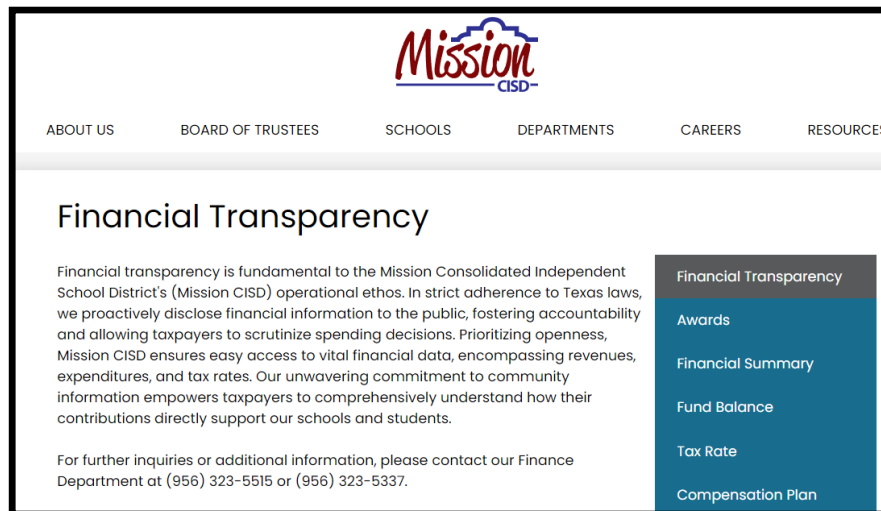


# Disclaimer

All estimates are preliminary and subject to change as information becomes available.



# Financial Transparency



For further inquiries or additional information, please visit our Financial Transparency web page or contact our Finance Department at (956) 323-5515.

## Award Winning Finance Team

1. **School FIRST - Financial Integrity Rating System of Texas**
  - A Rating
2. **Certificate of Achievement for Excellence in Financial Reporting - Government Finance Officers Association**
  - Two years in a row.
3. **TASBO Award of Merit for Purchasing Operations**
  - Four years in a row.
4. **Achievement of Excellence in Procurement (AEP) Award**
  - First year.



# Thank you

## Contact Information:

Joel Garcia, MBA, CPM

Deputy Superintendent

Business and Support Services

Phone: (956) 323-5556

Email: [Joel.Garcia@mcisd.org](mailto:Joel.Garcia@mcisd.org)

**SUBJECT:** Region One Education Service Center Board of Directors Election

**PRESENTER:** Blanca I. Lopez, Executive Director for Business Operations

**BACKGROUND INFORMATION**

Mission Consolidated Independent School District is a contributing member of Region One Education Service Center. As a voting member, Mission CISD may cast votes for one or various candidates to serve as Region One Education Service Center's Board of Directors.

**ADMINISTRATIVE CONSIDERATIONS**

The Board of Trustees shall be entitled to one vote for each vacancy on the board.

Ballots should be submitted to the office of the Executive Director at Region One ESC by April 5, 2024.

**FUNDING SOURCE AND AMOUNT**

N/A

**RECOMMENDATION**

Mission CISD votes for the Posting of the Region One Education Service Center's Board of Directors

**CONTACT PERSON (S)**

Blanca I. Lopez, Executive Director for Business Operations



# Region One Education Service Center

1900 W. Schunior, Edinburg, TX 78541 ♦ Ph (956) 984-6000 ♦ Fax (956) 984-7655

*Daniel P. King, Ph.D.*  
*Executive Director*

February 23, 2024

Dr. Carolina G. Perez, Superintendent  
Mission Consolidated Independent School District  
1201 Bryce Drive  
Mission, TX 78572-1201

MISSION C.I.S.D.  
FEB 28 2024  
SUPT'S OFFICE

Dear Dr. Perez:

According to State Board of Education regulations, school trustees must elect the Board of Directors of Regional Education Service Centers. Local school board members will each have one vote, with the exception of South Texas ISD, which will have a total of 7 ballots.

Seven official ballots are enclosed, as well as biographical summaries submitted by the candidates. Only votes submitted on official ballots will be tabulated. No more than one vote per vacancy should be submitted per ballot. Ballots listing more than one vote per vacancy will be invalidated.

Completed ballots must be returned to the following address no later than Friday, April 5, 2024. A self-addressed, stamped envelope is provided for your convenience.

Daniel P. King, PhD, Executive Director  
Region One Education Service Center  
1900 West Schunior  
Edinburg, Texas 78541

Thank you in advance for your assistance in helping us with this important task. By electing those who serve on the Region One ESC Board of Directors, local school trustees are ensuring that they have a voice in provision of quality services from the Regional Education Service Center staff and that local School Systems and Region One ESC continue to nurture a beneficial relationship through collaboration and partnership.

Sincerely,

  
Daniel P. King, PhD  
Executive Director

DPK:agi

Enclosure

**SUBJECT:** Financial Report for January 2024

**PRESENTER:** Blanca I. Lopez, Executive Director for Business Operations

**BACKGROUND INFORMATION**

As per Board Policy CFA (LEGAL), The Board shall prepare an annual financial statement that shows the following for each fund subject to its authority during the fiscal year:

1. The total receipts of the fund, itemized by the source of revenue, including taxes, assessments, service charges, grants of state money, gifts, or other general sources from which funds are derived.
2. The total disbursements of the fund, itemized by the nature of the expenditure.
3. The balance in the fund at the close of the fiscal year.

Monthly financial reports are prepared throughout the year by Administration for information purposes only.

**ADMINISTRATIVE CONSIDERATIONS**

The General Fund Financial reports compare the budgeted revenues and expenditures.

Actual revenues through January 2024 totaled \$99,793,764 and actual expenditures totaled \$94,458,478. The excess total revenues over expenditures is \$5,335,286.

These numbers do not include outstanding encumbrances for payroll and supplies. Budget by function is sufficient to meet expenditures.

The Debt Fund financial report is also attached.

**FUNDING SOURCE AND AMOUNT**

Not applicable.

**RECOMMENDATION**

Information item only.

**CONTACT PERSON(S)**

Blanca I. Lopez, Executive Director for Business Operations  
Dora Garcia, Director for Budget and Finance

Mission Consolidated Independent School District

General Fund

January 31, 2024

		Budget	Actual	Difference	%
<b>Revenues</b>					
5700	Local and Intermediate Sources	\$ 35,002,159	\$24,060,859	\$ 10,941,300	68.74%
5800	State Program Revenues	125,078,669	65,611,945	\$ 59,466,724	52.46%
5900	Federal Program Revenues	17,994,785	10,106,490	\$ 7,888,295	56.16%
	<b>Total Revenues</b>	<b>\$ 178,075,613</b>	<b>\$ 99,779,295</b>	<b>\$ 78,296,318</b>	
<b>Expenditures</b>					
11	Instruction	\$ 87,146,543	\$39,398,433	\$ 47,748,110	45.21%
12	Instrucional Resources & Media Services	2,524,081	1,108,266	1,415,815	43.91%
13	Curriculum and Personnel Development	4,614,681	1,268,481	3,346,200	27.49%
21	Instructional Administration	2,661,038	1,561,134	1,099,904	58.67%
23	School Administration	10,080,162	5,243,038	4,837,124	52.01%
31	Guidance and Counseling Services	6,284,841	3,196,431	3,088,410	50.86%
32	Attendance and Social Work Services	456,195	186,865	269,330	40.96%
33	Health Services	1,874,751	836,915	1,037,836	44.64%
34	Pupil Transportation	5,548,817	3,235,377	2,313,440	58.31%
35	Food Services	16,530,466	9,580,133	6,950,333	57.95%
36	Co-Curricular Activities	7,589,708	3,722,726	3,866,982	49.05%
41	General Administration	6,707,693	3,746,072	2,961,621	55.85%
51	Plant Maintenance and Operations	24,543,786	13,490,573	11,053,213	54.97%
52	Security and Monitoring	5,162,364	2,008,834	3,153,530	38.91%
53	Data Processing Services	3,681,446	1,788,743	1,892,703	48.59%
61	Community Services	141,201	94,940	46,261	67.24%
71	Debt Service	1,439,678	407,943	1,031,735	28.34%
81	Facilities Acquisition and Construction	19,825,410	3,502,345	16,323,065	17.67%
95	Juvenile Justice Alt. Education	10,000	-	10,000	0.00%
99	Other Intergovernmental Charges	298,185	81,228	216,957	27.24%
	<b>Total Expenditures</b>	<b>\$ 207,121,046</b>	<b>\$94,458,478</b>	<b>\$ 112,662,568</b>	
1100	<b>Excess (Deficiency)</b>	<b>\$ (29,045,433)</b>	<b>\$5,320,817</b>	<b>\$ (34,366,250)</b>	
<b>Non-Operating Revenue</b>					
7915	Operating Transfers In	23,775,290	\$ 14,469	23,760,821	0.06%
	<b>Total Non-Operating Revenue</b>	<b>\$ 23,775,290</b>	<b>\$ 14,469</b>	<b>\$ 23,760,821</b>	
<b>Non-Operating Expenses</b>					
8911	Other Uses	\$ (23,775,290)	\$ -	\$ (23,775,290)	0.00%
	<b>Total Non-Operating Expenses</b>	<b>\$ (23,775,290)</b>	<b>\$ -</b>	<b>\$ (23,775,290)</b>	
1200	<b>Excess (Deficiency)</b>	<b>\$ (29,045,433)</b>	<b>\$ 5,335,286</b>	<b>\$ (34,380,719)</b>	
0100	<b>Fund Balance - Beginning Audited</b>	<b>\$ 110,128,130</b>	<b>\$ 110,128,130</b>	<b>\$ -</b>	
3000	<b>Fund Balance - Ending Un-Audited</b>	<b>\$ 81,082,697</b>	<b>\$ 115,463,416</b>	<b>\$ (34,380,719)</b>	

**Mission Consolidated Independent School District  
Debt Service Fund  
January 31, 2024**

		Budget	Actual	Difference	%
<b>Revenues</b>					
5700	Local and Intermediate Sources	\$ 5,800,773	\$ 7,580,197	\$ (1,779,424)	130.68%
5800	State Program Revenues	2,680,274	2,064,138	616,136	77.01%
	<b>Total Revenues</b>	<b>\$ 8,481,047</b>	<b>\$ 9,644,335</b>	<b>\$ (1,163,288)</b>	
<b>Expenditures</b>					
7100	Debt Services	\$ 8,481,047	\$ 1,581,924	\$ 6,899,124	18.65%
	<b>Total Expenditures</b>	<b>\$ 8,481,047</b>	<b>\$ 1,581,924</b>	<b>\$ 6,899,124</b>	
1100	<b>Excess (Deficiency)</b>	<b>\$ -</b>	<b>\$ 8,062,411</b>	<b>\$ (8,062,412)</b>	
<b>Non-Operating Revenue</b>					
7900	Operating Transfers In	\$0	\$0	\$0	0.00%
<b>Non-Operating Expenses</b>					
8900	Operating Transfers Out	\$ -	\$ -	\$ -	0.00%
1200	<b>Excess (Deficiency)</b>	<b>\$ -</b>	<b>\$ 8,062,411</b>	<b>\$ (8,062,412)</b>	
0100	Fund Balance - Beginning Audited	\$ 3,388,898	\$ 3,388,898	\$ -	
3000	Fund Balance - Ending Un-Audited	\$ 3,388,898	\$ 11,451,309	\$ (8,062,412)	

**SUBJECT:** Tax Levy Adjustments for the Month of January 2024

**PRESENTER:** Blanca I. Lopez, Executive Director for Business Operations

**BACKGROUND INFORMATION**

The Hidalgo County Assessor & Collector has been collecting the District's taxes since December 1999. Both current and delinquent taxes are collected by Hidalgo County on our behalf.

**ADMINISTRATIVE CONSIDERATIONS**

Tax roll adjustments due to corrections, rollbacks, homesteads, dropped years, etc., resulted in a net decrease of \$58,860. Adjustments are reviewed and posted to the general ledger on a monthly basis. These modifications are included as part of the monthly tax report.

Collections totaled \$15,643,596. The monthly fee for this service is \$6,584.

Attached is January 2024 Tax Collection Report

**FUNDING SOURCE AND AMOUNT**

Local Maintenance Levy Modification -\$69,206  
Debt Service Levy Modification -\$22,929  
Rollbacks \$33,275

**RECOMMENDATION:**

Informational item only: no recommendation is required.

**CONTACT PERSON (S)**

Blanca I. Lopez, Executive Director for Business Operations  
Dora Garcia, Director for Budget and Finance  
Fabiola Barberena, Accountant

NC

PREPARED BY: Nicole Cantu

PABLO "PAUL" VILLARREAL JR., ASSESSOR & COLLECTOR  
MISSION C.I.S.D. TAXES COLLECTED FOR:  
JANUARY 2024

**COMPARATIVE RATE OF COLLECTIONS**

MISSION C.I.S.D. SMS - 48	ORIGINAL TAX LEVY	COLLECTED TO DATE	DROPPED YRS AFTER PURGE	MODIF. TO DATE	TAXES OUTSTANDING	PERCENT 2023/2024	COLLECTED 2022/2023
2023 TAX ROLL	-	25,041,565.29	-	31,402,176.25	6,360,610.96	79.74%	79.07%
2022 & PRIOR YRS ROLLBACK	4,552,157.23 33,765.62	947,206.03 29,013.07	(65,605.11) -	(240,970.69) 47,471.39	3,298,375.40 52,223.94	22.31% 35.71%	21.52% 87.93%
TOTALS	4,585,922.85	26,017,784.39	(65,605.11)	31,208,676.95	9,711,210.30		

**BREAKDOWN OF TAX COLLECTIONS AND FEES FOR THE MONTH OF JANUARY 2024**

	MISSION C.I.S.D.	MONTHLY MODIFICATIONS
CURRENT YEAR-BASE TAX	15,508,229.15	(64,807.25) CURRENT
CURRENT YEAR-P&I	-	
PRIOR YEARS-BASE TAX	73,160.87	(27,328.00) PRIOR
PRIOR YEARS-P&I	29,961.28	
ROLLBACK	14,816.59	33,274.91 ROLLBACK
ROLLBACK P&I	-	
ATTORNEY FEES	17,427.72	- PURGED
TOTAL COLLECTIONS	<b>15,643,595.61</b>	<b>(58,860.34)</b>
LESS TRANSFERRED	6,764,542.11	
LESS IN TRANSIT	8,871,748.30	
LESS DUE TO HCAD COMM FEES	721.20	
LESS DUE TO CO TREASURER	<b>6,584.00</b>	
BALANCE	(0.00)	

\*\*\*\*\*AFFIDAVIT\*\*\*\*\*

I, PABLO "PAUL" VILLARREAL JR., ASSESSOR-COLLECTOR OF TAXES FOR THE MISSION C.I.S.D., DO SOLEMNLY SWEAR THAT THE ABOVE STATEMENT OF TAXES COLLECTED BY ME FOR THE MONTH OF JANUARY IS CORRECT.

*Pablo C. Paul Villarreal Jr.*  
ASSESSOR-COLLECTOR OF TAXES FOR MISSION C.I.S.D., TEXAS



SWORN AND SUBSCRIBED BEFORE ME THIS 26TH DAY OF FEBRUARY 2024 A.D.

*Mark Martinez*  
NOTARY PUBLIC, HIDALGO COUNTY, TEXAS



**PABLO "PAUL" VILLARREAL JR., ASSESSOR & COLLECTOR  
MISSION CONSOLIDATED INDEPENDENT SCHOOL DISTRICT  
TAX COLLECTION REPORT  
FOR THE MONTH OF JANUARY 2024**

<u>AD VALOREM - MISSION CISD</u>	<u>2023-2024</u>	<u>2022-2023</u>	<u>DIFFERENCE</u>
<b><u>2023 CURRENT</u></b>			
ORIGINAL LEVY	0.00	31,332,080.80	(31,332,080.80)
MODIFICATIONS	31,402,176.25	69,804.66	31,332,371.59
CURRENT LEVY	31,402,176.25	31,401,885.46	290.79
CURRENT COLLECTIONS THIS MONTH	15,508,229.15	11,363,166.29	4,145,062.86
<b>CURRENT COLLECTIONS TO DATE</b>	<b>25,041,565.29</b>	<b>24,829,179.28</b>	<b>212,386.01</b>
OUTSTANDING TO DATE	6,360,610.96	6,572,706.18	(212,095.22)
PERCENT COLLECTED/ORIGINAL	#DIV/0!	79.25%	#DIV/0!
PERCENT COLLECTED/MODIFIED	79.74%	79.07%	0.67%
<b>TOTAL COLLECTIONS FISCAL YEAR</b>	<b>25,041,565.29</b>	<b>24,829,179.28</b>	
<b><u>DELINQUENT</u></b>			
ORIGINAL LEVY	4,552,157.23	4,331,743.31	220,413.92
MODIFICATIONS	(306,575.80)	(163,897.85)	(142,677.95)
DELINQUENT LEVY	4,245,581.43	4,167,845.46	77,735.97
DELINQUENT COLLECTIONS THIS MONTH	73,160.87	99,752.99	(26,592.12)
<b>DELINQUENT COLLECTIONS TO DATE</b>	<b>947,206.03</b>	<b>896,865.98</b>	<b>50,340.05</b>
OUTSTANDING TO DATE	3,298,375.40	3,270,979.48	27,395.92
PERCENT COLLECTED/ORIGINAL	20.81%	20.70%	0.11%
PERCENT COLLECTED/MODIFIED	22.31%	21.52%	0.79%
<b>TOTAL COLLECTIONS FISCAL YEAR</b>	<b>947,206.03</b>	<b>896,865.98</b>	
<b><u>ROLLBACK</u></b>			
ORIGINAL LEVY	33,765.62	30,298.57	3,467.05
MODIFICATIONS	47,471.39	11,274.90	36,196.49
ROLLBACK LEVY	81,237.01	41,573.47	39,663.54
ROLLBACK COLLECTIONS THIS MONTH	14,816.59	5,542.02	9,274.57
<b>ROLLBACK COLLECTIONS TO DATE</b>	<b>29,013.07</b>	<b>36,555.42</b>	<b>(7,542.35)</b>
OUTSTANDING TO DATE	52,223.94	5,018.05	47,205.89
PERCENT COLLECTED/ORIGINAL	85.92%	120.65%	-34.73%
PERCENT COLLECTED/MODIFIED	35.71%	87.93%	-52.22%
<b>TOTAL COLLECTIONS FISCAL YEAR</b>	<b>29,013.07</b>	<b>36,555.42</b>	



**HIDALGO COUNTY TAX OFFICE  
MISSION CISD**

**MODIFICATIONS FOR THE MONTH OF JANUARY 2024**

YR	RATE	M&O	%	ADJ	M&O	I&S	%	I&S
2023	1.113	0.7892	70.91%	(64,807.25)	(45,953.17)	0.3238	29.09%	(18,854.08)
2022	1.113	0.9429	84.72%	(17,671.55)	(14,970.80)	0.1701	15.28%	(2,700.75)
2021	1.1332	0.9719	85.77%	(9,446.55)	(8,101.93)	0.1613	14.23%	(1,344.62)
2020	1.19930	1.02800	85.72%	(67.05)	(57.47)	0.1713	14.28%	(9.58)
2019	1.23955	1.06835	86.19%	(142.85)	(123.12)	0.1712	13.81%	(19.73)
2018	1.3398	1.1700	87.33%	-	0.00	0.1698	12.67%	0.00
2017	1.3502	1.1700	86.65%	-	0.00	0.1802	13.35%	0.00
2016	1.3582	1.1700	86.14%	-	0.00	0.1882	13.86%	0.00
2015	1.3672	1.1700	85.58%	-	0.00	0.1972	14.42%	0.00
2014	1.3300	1.1700	87.97%	-	0.00	0.1600	12.03%	0.00
2013	1.3000	1.1700	90.00%	-	0.00	0.1300	10.00%	0.00
2012	1.3000	1.1700	90.00%	-	0.00	0.1300	10.00%	0.00
2011	1.3000	1.1700	90.00%	-	0.00	0.1300	10.00%	0.00
2010	1.3000	1.0400	80.00%	-	0.00	0.2600	20.00%	0.00
2009	1.2800	1.0400	81.25%	-	0.00	0.2400	18.75%	0.00
2008	1.2400	1.0400	83.87%	-	0.00	0.2000	16.13%	0.00
2007	1.1800	1.0400	88.14%	-	0.00	0.1400	11.86%	0.00
2006	1.4574	1.3374	91.77%	-	0.00	0.1200	8.23%	0.00
2005	1.5632	1.4632	93.60%	-	0.00	0.1000	6.40%	0.00
2004	1.5691	1.4632	93.25%	-	0.00	0.1059	6.75%	0.00
2003	1.5841	1.4632	92.37%	-	0.00	0.1209	7.63%	0.00
2002	1.5841	1.4500	91.53%	-	0.00	0.1341	8.47%	0.00
2001	1.5341	1.4394	93.83%	-	0.00	0.0947	6.17%	0.00
<b>TOTAL</b>				<b>(92,135.25)</b>	<b>(69,206.49)</b>			<b>(22,928.76) ††</b>
					<b>M&amp;O</b>			<b>I&amp;S</b>
<b>CURRENT</b>				<b>(64,807.25)</b>	<b>(45,953.17)</b>			<b>(18,854.08)</b>
<b>DELINQUENT</b>				<b>(27,328.00)</b>	<b>(23,253.32)</b>			<b>(4,074.68) ††</b>
<b>TOTAL</b>				<b>(92,135.25)</b>	<b>(69,206.49)</b>			<b>(22,928.76)</b>

**ROLLBACK MODIFICATIONS FOR THE MONTH OF JANUARY 2024**

YR	RATE	M&O	%	ADJ	M&O	I&S	%	I&S
2023	1.113	0.7892	70.91%	-	0.00	0.3238	29.09%	0.00
2022	1.113	0.9429	84.72%	11,653.84	9,872.78	0.1701	15.28%	1,781.06
2021	1.1332	0.9719	85.77%	11,870.41	10,180.77	0.1613	14.23%	1,689.64
2020	1.1993	1.0280	85.72%	9,750.66	8,357.94	0.1713	14.28%	1,392.72
2019	1.2396	1.0684	86.19%	-	0.00	0.1712	13.81%	0.00
2018	1.3398	1.1700	87.33%	-	0.00	0.1698	12.67%	0.00
2017	1.3502	1.1700	86.65%	-	0.00	0.1802	13.35%	0.00
<b>TOTAL</b>				<b>33,274.91</b>	<b>28,411.49</b>			<b>4,863.42</b>
					<b>M&amp;O</b>			<b>I&amp;S</b>
<b>CURRENT</b>				-	-			-
<b>DELINQUENT</b>				<b>33,274.91</b>	<b>28,411.49</b>			<b>4,863.42</b>
<b>TOTAL</b>				<b>33,274.91</b>	<b>28,411.49</b>			<b>4,863.42</b>

02/08/2024 14:37:16 4478176  
 TC298-D SELECTION: SYSTEM  
 RECEIPT DATE: ALL  
 LOCATION: LOCATION NAME NOT FOUND

TAX COLLECTION SYSTEM  
 DEPOSIT DISTRIBUTION  
 FROM: 01/01/2024 THRU 01/31/2024  
 JURISDICTION: 0048 MISSION CISD

PAGE: 72  
 EXCLUDES AG ROLLBACK

YEAR	FUND	TAX RATE	LEVY PAID	DISCOUNT GIVEN	PENALTY INTEREST	TIF AMOUNT	DISBURSE TOTAL	ATTORNEY	OTHER FEES	REFUND AMOUNT	PAYMENT AMOUNT
2023	M & O	.789200	10,996,490.89	.00	.00	.00	10,996,490.89	.00	.00	.00	10,996,490.89
	I & S	.323800	4,511,738.26	.00	.00	.00	4,511,738.26	.00	.00	.00	4,511,738.26
	TOTAL	1.113000	15,508,229.15	.00	.00	.00	15,508,229.15	.00	.00	.00	15,508,229.15
2022	M & O	.942900	48,173.94	.00	13,656.96	.00	61,830.90	12,370.18	.00	.00	74,201.08
	I & S	.170100	8,690.62	.00	2,463.70	.00	11,154.32	.00	.00	.00	11,154.32
	TOTAL	1.113000	56,864.56	.00	16,120.66	.00	72,985.22	12,370.18	.00	.00	85,355.40
2021	M & O	.971900	3,105.62	.00	2,851.54	.00	5,957.16	1,887.56	.00	.00	7,844.72
	I & S	.161300	515.52	.00	473.31	.00	988.83	.00	.00	.00	988.83
	TOTAL	1.133200	3,621.14	.00	3,324.85	.00	6,945.99	1,887.56	.00	.00	8,833.55
2020	M & O	1.028000	1,820.21	.00	868.29	.00	2,688.50	459.29	.00	.00	3,147.79
	I & S	.171300	303.32	.00	144.66	.00	447.98	.00	.00	.00	447.98
	TOTAL	1.199300	2,123.53	.00	1,012.95	.00	3,136.48	459.29	.00	.00	3,595.77
2019	M & O	1.068350	709.53	.00	411.75	.00	1,121.28	163.29	.00	.00	1,284.57
	I & S	.171200	113.70	.00	65.97	.00	179.67	.00	.00	.00	179.67
	TOTAL	1.239550	823.23	.00	477.72	.00	1,300.95	163.29	.00	.00	1,464.24
2018	M & O	1.170000	915.34	.00	659.04	.00	1,574.38	270.42	.00	.00	1,844.80
	I & S	.169800	132.86	.00	95.64	.00	228.50	.00	.00	.00	228.50
	TOTAL	1.339800	1,048.20	.00	754.68	.00	1,802.88	270.42	.00	.00	2,073.30
2017	M & O	1.170000	3,063.54	.00	2,573.37	.00	5,636.91	975.78	.00	.00	6,612.69
	I & S	.180200	471.84	.00	396.35	.00	868.19	.00	.00	.00	868.19
	TOTAL	1.350200	3,535.38	.00	2,969.72	.00	6,505.10	975.78	.00	.00	7,480.88
2016	M & O	1.170000	1,885.77	.00	1,810.34	.00	3,696.11	643.60	.00	.00	4,339.71
	I & S	.188200	303.33	.00	291.20	.00	594.53	.00	.00	.00	594.53
	TOTAL	1.358200	2,189.10	.00	2,101.54	.00	4,290.64	643.60	.00	.00	4,934.24
2015	M & O	1.170000	1,161.39	.00	1,254.29	.00	2,415.68	423.43	.00	.00	2,839.11
	I & S	.197200	195.75	.00	211.41	.00	407.16	.00	.00	.00	407.16
	TOTAL	1.367200	1,357.14	.00	1,465.70	.00	2,822.84	423.43	.00	.00	3,246.27
2014	M & O	1.170000	433.68	.00	440.07	.00	873.75	117.19	.00	.00	990.94
	I & S	.160000	59.31	.00	60.17	.00	119.48	.00	.00	.00	119.48
	TOTAL	1.330000	492.99	.00	500.24	.00	993.23	117.19	.00	.00	1,110.42
2013	M & O	1.170000	16.96	.00	10.48	.00	27.44	.00	.00	.00	27.44
	I & S	.130000	1.89	.00	1.16	.00	3.05	.00	.00	.00	3.05
	TOTAL	1.300000	18.85	.00	11.64	.00	30.49	.00	.00	.00	30.49
2012	M & O	1.170000	213.28	.00	165.31	.00	378.59	.00	.00	.00	378.59
	I & S	.130000	23.69	.00	18.37	.00	42.06	.00	.00	.00	42.06
	TOTAL	1.300000	236.97	.00	183.68	.00	420.65	.00	.00	.00	420.65

315

02/08/2024 14:37:16 4478176  
 TC298-D SELECTION: SYSTEM  
 RECEIPT DATE: ALL  
 LOCATION: LOCATION NAME NOT FOUND

TAX COLLECTION SYSTEM  
 DEPOSIT DISTRIBUTION  
 FROM: 01/01/2024 THRU 01/31/2024  
 JURISDICTION: 0048 MISSION CISD

PAGE: 73  
 EXCLUDES AG ROLLBACK

YEAR	FUND	TAX RATE	LEVY PAID	DISCOUNT GIVEN	PENALTY INTEREST	TIF AMOUNT	DISBURSE TOTAL	ATTORNEY	OTHER FEES	REFUND AMOUNT	PAYMENT AMOUNT
2011	M & O	1.170000	413.53	.00	333.14	.00	746.67	6.35	.00	.00	753.02
	I & S	.130000	45.95	.00	37.02	.00	82.97	.00	.00	.00	82.97
	TOTAL	1.300000	459.48	.00	370.16	.00	829.64	6.35	.00	.00	835.99
2010	M & O	1.040000	133.06	.00	114.10	.00	247.16	.00	.00	.00	247.16
	I & S	.260000	33.26	.00	28.52	.00	61.78	.00	.00	.00	61.78
	TOTAL	1.300000	166.32	.00	142.62	.00	308.94	.00	.00	.00	308.94
2006	M & O	1.337400	150.47	.00	324.98	.00	475.45	77.71	.00	.00	553.16
	I & S	.120000	13.50	.00	29.16	.00	42.66	.00	.00	.00	42.66
	TOTAL	1.457400	163.97	.00	354.14	.00	518.11	77.71	.00	.00	595.82
2005	M & O	1.463200	24.58	.00	56.04	.00	80.62	12.92	.00	.00	93.54
	I & S	.100000	1.68	.00	3.83	.00	5.51	.00	.00	.00	5.51
	TOTAL	1.563200	26.26	.00	59.87	.00	86.13	12.92	.00	.00	99.05
2004	M & O	1.463200	8.52	.00	12.75	.00	21.27	1.69	.00	.00	22.96
	I & S	.105900	.62	.00	.92	.00	1.54	.00	.00	.00	1.54
	TOTAL	1.569100	9.14	.00	13.67	.00	22.81	1.69	.00	.00	24.50
1991	M & O	.230000	11.79	.00	46.69	.00	58.48	18.31	.00	.00	76.79
	I & S	.250000	12.82	.00	50.75	.00	63.57	.00	.00	.00	63.57
	TOTAL	.480000	24.61	.00	97.44	.00	122.05	18.31	.00	.00	140.36
<b>316</b>											
ALL	M & O		11,058,732.10	.00	25,589.14	.00	11,084,321.24	17,427.72	.00	.00	11,101,748.96
ALL	I & S		4,522,657.92	.00	4,372.14	.00	4,527,030.06	.00	.00	.00	4,527,030.06
ALL	TOTAL		15,581,390.02	.00	29,961.28	.00	15,611,351.30	17,427.72	.00	.00	15,628,779.02
DLQ	M & O		62,241.21	.00	25,589.14	.00	87,830.35	17,427.72	.00	.00	105,258.07
DLQ	I & S		10,919.66	.00	4,372.14	.00	15,291.80	.00	.00	.00	15,291.80
DLQ	TOTAL		73,160.87	.00	29,961.28	.00	103,122.15	17,427.72	.00	.00	120,549.87
CURR	M & O		10,996,490.89	.00	.00	.00	10,996,490.89	.00	.00	.00	10,996,490.89
CURR	I & S		4,511,738.26	.00	.00	.00	4,511,738.26	.00	.00	.00	4,511,738.26
CURR	TOTAL		15,508,229.15	.00	.00	.00	15,508,229.15	.00	.00	.00	15,508,229.15

02/08/2024 14:16:19 4478175  
 TC298-D SELECTION: SYSTEM  
 RECEIPT DATE: ALL  
 LOCATION: LOCATION NAME NOT FOUND

TAX COLLECTION SYSTEM  
 DEPOSIT DISTRIBUTION  
 FROM: 01/01/2024 THRU 01/31/2024  
 JURISDICTION: 0048 MISSION CISD

AG ROLLBACK ONLY PAGE: 17

YEAR	FUND	TAX RATE	LEVY PAID	DISCOUNT GIVEN	PENALTY INTEREST	TIF AMOUNT	DISBURSE TOTAL	ATTORNEY	OTHER FEES	REFUND AMOUNT	PAYMENT AMOUNT
2022	M & O	.942900	242.16	.00	.00	.00	242.16	.00	.00	.00	242.16
	I & S	.170100	43.68	.00	.00	.00	43.68	.00	.00	.00	43.68
	TOTAL	1.113000	285.84	.00	.00	.00	285.84	.00	.00	.00	285.84
2021	M & O	.971900	5,420.94	.00	.00	.00	5,420.94	.00	.00	.00	5,420.94
	I & S	.161300	899.68	.00	.00	.00	899.68	.00	.00	.00	899.68
	TOTAL	1.133200	6,320.62	.00	.00	.00	6,320.62	.00	.00	.00	6,320.62
2020	M & O	1.028000	7,037.44	.00	.00	.00	7,037.44	.00	.00	.00	7,037.44
	I & S	.171300	1,172.69	.00	.00	.00	1,172.69	.00	.00	.00	1,172.69
	TOTAL	1.199300	8,210.13	.00	.00	.00	8,210.13	.00	.00	.00	8,210.13
ALL	M & O		12,700.54	.00	.00	.00	12,700.54	.00	.00	.00	12,700.54
ALL	I & S		2,116.05	.00	.00	.00	2,116.05	.00	.00	.00	2,116.05
ALL	TOTAL		14,816.59	.00	.00	.00	14,816.59	.00	.00	.00	14,816.59
DLQ	M & O		12,700.54	.00	.00	.00	12,700.54	.00	.00	.00	12,700.54
DLQ	I & S		2,116.05	.00	.00	.00	2,116.05	.00	.00	.00	2,116.05
DLQ	TOTAL		14,816.59	.00	.00	.00	14,816.59	.00	.00	.00	14,816.59
CURR	M & O		.00	.00	.00	.00	.00	.00	.00	.00	.00
CURR	I & S		.00	.00	.00	.00	.00	.00	.00	.00	.00
CURR	TOTAL		.00	.00	.00	.00	.00	.00	.00	.00	.00

317

02/08/2024 14:28:21 4478174  
 TC298-D SELECTION: SYSTEM  
 RECEIPT DATE: ALL  
 LOCATION: LOCATION NAME NOT FOUND

TAX COLLECTION SYSTEM  
 DEPOSIT DISTRIBUTION  
 FROM: 01/01/2024 THRU 01/31/2024  
 JURISDICTION: 0048 MISSION CISD

YEAR	FUND	TAX RATE	LEVY PAID	DISCOUNT GIVEN	PENALTY INTEREST	TIF AMOUNT	DISBURSE TOTAL	ATTORNEY	OTHER FEES	REFUND AMOUNT	PAYMENT AMOUNT
2023	M & O	.789200	10,996,490.89	.00	.00	.00	10,996,490.89	.00	.00	.00	10,996,490.89
	I & S	.323800	4,511,738.26	.00	.00	.00	4,511,738.26	.00	.00	.00	4,511,738.26
	TOTAL	1.113000	15,508,229.15	.00	.00	.00	15,508,229.15	.00	.00	.00	15,508,229.15
2022	M & O	.942900	48,416.10	.00	13,656.96	.00	62,073.06	12,370.18	.00	.00	74,443.24
	I & S	.170100	8,734.30	.00	2,463.70	.00	11,198.00	.00	.00	.00	11,198.00
	TOTAL	1.113000	57,150.40	.00	16,120.66	.00	73,271.06	12,370.18	.00	.00	85,641.24
2021	M & O	.971900	8,526.56	.00	2,851.54	.00	11,378.10	1,887.56	.00	.00	13,265.66
	I & S	.161300	1,415.20	.00	473.31	.00	1,888.51	.00	.00	.00	1,888.51
	TOTAL	1.133200	9,941.76	.00	3,324.85	.00	13,266.61	1,887.56	.00	.00	15,154.17
2020	M & O	1.028000	8,857.65	.00	868.29	.00	9,725.94	459.29	.00	.00	10,185.23
	I & S	.171300	1,476.01	.00	144.66	.00	1,620.67	.00	.00	.00	1,620.67
	TOTAL	1.199300	10,333.66	.00	1,012.95	.00	11,346.61	459.29	.00	.00	11,805.90
2019	M & O	1.068350	709.53	.00	411.75	.00	1,121.28	163.29	.00	.00	1,284.57
	I & S	.171200	113.70	.00	65.97	.00	179.67	.00	.00	.00	179.67
	TOTAL	1.239550	823.23	.00	477.72	.00	1,300.95	163.29	.00	.00	1,464.24
2018	M & O	1.170000	915.34	.00	659.04	.00	1,574.38	270.42	.00	.00	1,844.80
	I & S	.169800	132.86	.00	95.64	.00	228.50	.00	.00	.00	228.50
	TOTAL	1.339800	1,048.20	.00	754.68	.00	1,802.88	270.42	.00	.00	2,073.30
2017	M & O	1.170000	3,063.54	.00	2,573.37	.00	5,636.91	975.78	.00	.00	6,612.69
	I & S	.180200	471.84	.00	396.35	.00	868.19	.00	.00	.00	868.19
	TOTAL	1.350200	3,535.38	.00	2,969.72	.00	6,505.10	975.78	.00	.00	7,480.88
2016	M & O	1.170000	1,885.77	.00	1,810.34	.00	3,696.11	643.60	.00	.00	4,339.71
	I & S	.188200	303.33	.00	291.20	.00	594.53	.00	.00	.00	594.53
	TOTAL	1.358200	2,189.10	.00	2,101.54	.00	4,290.64	643.60	.00	.00	4,934.24
2015	M & O	1.170000	1,161.39	.00	1,254.29	.00	2,415.68	423.43	.00	.00	2,839.11
	I & S	.197200	195.75	.00	211.41	.00	407.16	.00	.00	.00	407.16
	TOTAL	1.367200	1,357.14	.00	1,465.70	.00	2,822.84	423.43	.00	.00	3,246.27
2014	M & O	1.170000	433.68	.00	440.07	.00	873.75	117.19	.00	.00	990.94
	I & S	.160000	59.31	.00	60.17	.00	119.48	.00	.00	.00	119.48
	TOTAL	1.330000	492.99	.00	500.24	.00	993.23	117.19	.00	.00	1,110.42
2013	M & O	1.170000	16.96	.00	10.48	.00	27.44	.00	.00	.00	27.44
	I & S	.130000	1.89	.00	1.16	.00	3.05	.00	.00	.00	3.05
	TOTAL	1.300000	18.85	.00	11.64	.00	30.49	.00	.00	.00	30.49
2012	M & O	1.170000	213.28	.00	165.31	.00	378.59	.00	.00	.00	378.59
	I & S	.130000	23.69	.00	18.37	.00	42.06	.00	.00	.00	42.06
	TOTAL	1.300000	236.97	.00	183.68	.00	420.65	.00	.00	.00	420.65

318

02/08/2024 14:28:21 4478174  
 TC298-D SELECTION: SYSTEM  
 RECEIPT DATE: ALL  
 LOCATION: LOCATION NAME NOT FOUND

TAX COLLECTION SYSTEM  
 DEPOSIT DISTRIBUTION  
 FROM: 01/01/2024 THRU 01/31/2024  
 JURISDICTION: 0048 MISSION CISD

PAGE: 73  
 INCLUDES AG ROLLBACK

YEAR	FUND	TAX RATE	LEVY PAID	DISCOUNT GIVEN	PENALTY INTEREST	TIF AMOUNT	DISBURSE TOTAL	ATTORNEY	OTHER FEES	REFUND AMOUNT	PAYMENT AMOUNT
2011	M & O	1.170000	413.53	.00	333.14	.00	746.67	6.35	.00	.00	753.02
	I & S	.130000	45.95	.00	37.02	.00	82.97	.00	.00	.00	82.97
	TOTAL	1.300000	459.48	.00	370.16	.00	829.64	6.35	.00	.00	835.99
2010	M & O	1.040000	133.06	.00	114.10	.00	247.16	.00	.00	.00	247.16
	I & S	.260000	33.26	.00	28.52	.00	61.78	.00	.00	.00	61.78
	TOTAL	1.300000	166.32	.00	142.62	.00	308.94	.00	.00	.00	308.94
2006	M & O	1.337400	150.47	.00	324.98	.00	475.45	77.71	.00	.00	553.16
	I & S	.120000	13.50	.00	29.16	.00	42.66	.00	.00	.00	42.66
	TOTAL	1.457400	163.97	.00	354.14	.00	518.11	77.71	.00	.00	595.82
2005	M & O	1.463200	24.58	.00	56.04	.00	80.62	12.92	.00	.00	93.54
	I & S	.100000	1.68	.00	3.83	.00	5.51	.00	.00	.00	5.51
	TOTAL	1.563200	26.26	.00	59.87	.00	86.13	12.92	.00	.00	99.05
2004	M & O	1.463200	8.52	.00	12.75	.00	21.27	1.69	.00	.00	22.96
	I & S	.105900	.62	.00	.92	.00	1.54	.00	.00	.00	1.54
	TOTAL	1.569100	9.14	.00	13.67	.00	22.81	1.69	.00	.00	24.50
1991	M & O	.230000	11.79	.00	46.69	.00	58.48	18.31	.00	.00	76.79
	I & S	.250000	12.82	.00	50.75	.00	63.57	.00	.00	.00	63.57
	TOTAL	.480000	24.61	.00	97.44	.00	122.05	18.31	.00	.00	140.36
<b>319</b>											
ALL	M & O		11,071,432.64	.00	25,589.14	.00	11,097,021.78	17,427.72	.00	.00	11,114,449.50
ALL	I & S		4,524,773.97	.00	4,372.14	.00	4,529,146.11	.00	.00	.00	4,529,146.11
ALL	TOTAL		15,596,206.61	.00	29,961.28	.00	15,626,167.89	17,427.72	.00	.00	15,643,595.61
DLQ	M & O		74,941.75	.00	25,589.14	.00	100,530.89	17,427.72	.00	.00	117,958.61
DLQ	I & S		13,035.71	.00	4,372.14	.00	17,407.85	.00	.00	.00	17,407.85
DLQ	TOTAL		87,977.46	.00	29,961.28	.00	117,938.74	17,427.72	.00	.00	135,366.46
CURR	M & O		10,996,490.89	.00	.00	.00	10,996,490.89	.00	.00	.00	10,996,490.89
CURR	I & S		4,511,738.26	.00	.00	.00	4,511,738.26	.00	.00	.00	4,511,738.26
CURR	TOTAL		15,508,229.15	.00	.00	.00	15,508,229.15	.00	.00	.00	15,508,229.15

TAX COLLECTION SYSTEM  
TAX COLLECTOR MONTHLY REPORT  
FROM 01/01/2024 TO 01/31/2024

FISCAL START: 07/01/2023 END: 06/30/2024 JURISDICTION: 0048 MISSION CISD

	CERT TAXABLE VALUE	ADJUSTMENTS	ADJ TAX VALUE	TAX RATE	TAX LEVY	PAID ACCTS
CURRENT YEAR	2,869,404,262	45,288,073	2,914,692,335	01.113000	31,402,176.25	21,032

YEAR	TAXES DUE	MONTH ADJ	ADJUSTMENT YTD	LEVY PAID	PAID YTD	BALANCE	COLL %	YTD UNCOLL
2023	0.00	64,807.25-	31,402,176.25	15,508,229.15	25,041,565.29	6,360,610.96	79.74	0.00
2022	1,704,688.99	17,671.55-	145,042.18-	56,864.56	627,104.74	932,542.07	40.21	0.00
2021	582,833.30	9,446.55-	35,108.32-	3,621.14	135,288.20	412,436.78	24.70	0.00
2020	321,644.61	67.05-	2,622.18-	2,123.53	57,636.72	261,385.71	18.07	224.87-
2019	238,339.18	142.85-	2,616.83-	823.23	32,024.27	203,698.08	13.59	232.42-
2018	187,023.40	.00	19,805.25-	1,048.20	17,334.40	149,883.75	10.37	241.16-
2017	143,937.47	.00	9,655.29-	3,535.38	15,677.38	118,604.80	11.67	6,805.01-
2016	133,042.47	.00	8,375.47-	2,189.10	15,081.76	109,585.24	12.10	6,845.33-
2015	117,482.62	.00	6,011.76-	1,357.14	12,636.63	98,834.23	11.34	5,670.78-
2014	106,563.98	.00	5,735.99-	492.99	5,796.94	95,031.05	5.75	5,506.64-
2013	92,659.96	.00	5,534.54-	18.85	4,103.48	83,021.94	4.71	5,403.63-
2012	92,668.25	.00	5,622.04-	236.97	3,161.70	83,884.51	3.63	5,492.12-
2011	86,976.48	.00	5,629.61-	459.48	5,024.71	76,322.16	6.18	5,538.14-
2010	82,213.89	.00	5,457.52-	166.32	2,153.37	74,603.00	2.81	5,373.23-
2009	85,249.15	.00	12,271.39-	0.00	1,495.82	71,481.94	2.05	6,220.80-
2008	83,587.03	.00	8,951.15-	0.00	4,616.03	70,019.85	6.18	2,484.34-
2007	70,415.11	.00	2,048.29-	0.00	2,542.48	65,824.34	3.72	0.00
2006	68,999.22	.00	2,534.73-	163.97	3,126.97	63,337.52	4.70	0.00
2005	63,387.26	.00	2,726.65-	26.26	480.91	60,179.70	.79	0.00
2004	58,409.05	.00	2,611.36-	9.14	731.80	55,065.89	1.31	0.00
2003	40,897.50	.00	249.62-	0.00	676.88	39,971.00	1.67	0.00
2002	191,138.31	.00	17,965.63-	24.61	510.84	172,661.84	.29	0.00
****	4,552,157.23	92,135.25-	31,095,600.45	15,581,390.02	25,988,771.32	9,658,986.36		56,038.47-
CURR	0.00	64,807.25-	31,402,176.25	15,508,229.15	25,041,565.29	6,360,610.96		0.00
DELQ	4,552,157.23	27,328.00-	306,575.80-	73,160.87	947,206.03	3,298,375.40		56,038.47-

320

TAX COLLECTION SYSTEM  
 TAX COLLECTOR MONTHLY REPORT  
 FROM 01/01/2024 TO 01/31/2024

FISCAL START: 07/01/2023 END: 06/30/2024 JURISDICTION: 0048 MISSION CISD

	CERT TAXABLE VALUE	ADJUSTMENTS	ADJ TAX VALUE	TAX RATE	TAX LEVY	PAID ACCTS
	-----	-----	-----	-----	-----	-----
CURRENT YEAR	0	0	0 0	00.000000	0.00	0
	-----	-----	-----	-----	-----	-----

YEAR	TAXES DUE	MONTH ADJ	ADJUSTMENT YTD	LEVY PAID	PAID YTD	BALANCE	COLL %	YTD UNCOLL
-----								
2022	12,781.60	11,653.84	11,653.84	285.84	285.84	24,149.60	1.17	0.00
2021	7,755.84	11,870.41	18,777.88	6,320.62	13,228.09	13,305.63	49.85	0.00
2020	8,210.13	9,750.66	17,039.67	8,210.13	15,499.14	9,750.66	61.38	0.00
2019	1,658.18	.00	0.00	0.00	0.00	1,658.18		0.00
2018	1,637.30	.00	0.00	0.00	0.00	1,637.30		0.00
2017	1,722.57	.00	0.00	0.00	0.00	1,722.57		0.00
****	33,765.62	33,274.91	47,471.39	14,816.59	29,013.07	52,223.94		0.00
CURR	0.00	.00	0.00	0.00	0.00	0.00		0.00
DELQ	33,765.62	33,274.91	47,471.39	14,816.59	29,013.07	52,223.94		0.00

TAX COLLECTION SYSTEM  
TAX COLLECTOR MONTHLY REPORT  
FROM 01/01/2024 TO 01/31/2024

FISCAL START: 07/01/2023 END: 06/30/2024 JURISDICTION: 0048 MISSION CISD

	CERT TAXABLE VALUE	ADJUSTMENTS	ADJ TAX VALUE	TAX RATE	TAX LEVY	PAID ACCTS			
	-----	-----	-----	-----	-----	-----			
CURRENT YEAR	2,869,404,262	45,288,073	2,914,692,335	01.113000	31,402,176.25	21,032			
	-----	-----	-----	-----	-----	-----			
YEAR	TAXES DUE	MONTH ADJ	ADJUSTMENT YTD	LEVY PAID	PAID YTD	BALANCE	COLL %	YTD UNCOLL	
-----	-----	-----	-----	-----	-----	-----	-----	-----	-----
2023	0.00	64,807.25-	31,402,176.25	15,508,229.15	25,041,565.29	6,360,610.96	79.74	0.00	
2022	1,717,470.59	6,017.71-	133,388.34-	57,150.40	627,390.58	956,691.67	39.61	0.00	
2021	590,589.14	2,423.86	16,330.44-	9,941.76	148,516.29	425,742.41	25.86	0.00	
2020	329,854.74	9,683.61	14,417.49	10,333.66	73,135.86	271,136.37	21.24	224.87-	
2019	239,997.36	142.85-	2,616.83-	823.23	32,024.27	205,356.26	13.49	232.42-	
2018	188,660.70	.00	19,805.25-	1,048.20	17,334.40	151,521.05	10.27	241.16-	
2017	145,660.04	.00	9,655.29-	3,535.38	15,677.38	120,327.37	11.53	6,805.01-	
2016	133,042.47	.00	8,375.47-	2,189.10	15,081.76	109,585.24	12.10	6,845.33-	
2015	117,482.62	.00	6,011.76-	1,357.14	12,636.63	98,834.23	11.34	5,670.78-	
2014	106,563.98	.00	5,735.99-	492.99	5,796.94	95,031.05	5.75	5,506.64-	
2013	92,659.96	.00	5,534.54-	18.85	4,103.48	83,021.94	4.71	5,403.63-	
2012	92,668.25	.00	5,622.04-	236.97	3,161.70	83,884.51	3.63	5,492.12-	
2011	86,976.48	.00	5,629.61-	459.48	5,024.71	76,322.16	6.18	5,538.14-	
2010	82,213.89	.00	5,457.52-	166.32	2,153.37	74,603.00	2.81	5,373.23-	
2009	85,249.15	.00	12,271.39-	0.00	1,495.82	71,481.94	2.05	6,220.80-	
2008	83,587.03	.00	8,951.15-	0.00	4,616.03	70,019.85	6.18	2,484.34-	
2007	70,415.11	.00	2,048.29-	0.00	2,542.48	65,824.34	3.72	0.00	
2006	68,999.22	.00	2,534.73-	163.97	3,126.97	63,337.52	4.70	0.00	
2005	63,387.26	.00	2,726.65-	26.26	480.91	60,179.70	.79	0.00	
2004	58,409.05	.00	2,611.36-	9.14	731.80	55,065.89	1.31	0.00	
2003	40,897.50	.00	249.62-	0.00	676.88	39,971.00	1.67	0.00	
2002	191,138.31	.00	17,965.63-	24.61	510.84	172,661.84	.29	0.00	
****	4,585,922.85	58,860.34-	31,143,071.84	15,596,206.61	26,017,784.39	9,711,210.30		56,038.47-	
CURR	0.00	64,807.25-	31,402,176.25	15,508,229.15	25,041,565.29	6,360,610.96		0.00	
DELQ	4,585,922.85	5,946.91	259,104.41-	87,977.46	976,219.10	3,350,599.34		56,038.47-	

TAX COLLECTION SYSTEM  
TAX COLLECTOR MONTHLY REPORT  
FROM 01/01/2024 TO 01/31/2024

JURISDICTION: 0048 MISSION CISD

	CERT TAXABLE VALUE	ADJUSTMENTS	ADJ TAX VALUE	TAX RATE	TAX LEVY	PAID ACCTS
CURRENT YEAR	2,869,404,262	45,288,073	2,914,692,335	1.113000	31,402,176.25	21,032

YEAR	TAXES DUE	MONTH ADJ	ADJUSTMENT YTD	LEVY PAID	PAID YTD	BALANCE	COLL %	YTD UNCOLL
2023	0.00	64,807.25-	31,402,176.25	15,508,229.15	25,041,565.29	6,360,610.96	79.74	0.00
	ADJUSTMENT REFUNDS	35,642.62-	35,999.50-					
2022	1,704,688.99	17,671.55-	145,042.18-	56,864.56	627,104.74	932,542.07	40.21	0.00
	ADJUSTMENT REFUNDS	13,343.97-	117,636.64-					
2021	582,833.30	9,446.55-	35,108.32-	3,621.14	135,288.20	412,436.78	24.70	0.00
	ADJUSTMENT REFUNDS	6,351.75-	31,151.23-					
2020	321,644.61	67.05-	2,622.18-	2,123.53	57,636.72	261,385.71	18.07	224.87-
	ADJUSTMENT REFUNDS	.00	2,218.99-					
2019	238,339.18	142.85-	2,616.83-	823.23	32,024.27	203,698.08	13.59	232.42-
	ADJUSTMENT REFUNDS	71.76-	2,313.32-					
2018	187,023.40	.00	19,805.25-	1,048.20	17,334.40	149,883.75	10.37	241.16-
2017	143,937.47	.00	9,655.29-	3,535.38	15,677.38	118,604.80	11.67	6,805.01-
2016	133,042.47	.00	8,375.47-	2,189.10	15,081.76	109,585.24	12.10	6,845.33-
2015	117,482.62	.00	6,011.76-	1,357.14	12,636.63	98,834.23	11.34	5,670.78-
2014	106,563.98	.00	5,735.99-	492.99	5,796.94	95,031.05	5.75	5,506.64-
2013	92,659.96	.00	5,534.54-	18.85	4,103.48	83,021.94	4.71	5,403.63-
2012	92,668.25	.00	5,622.04-	236.97	3,161.70	83,884.51	3.63	5,492.12-
2011	86,976.48	.00	5,629.61-	459.48	5,024.71	76,322.16	6.18	5,538.14-
2010	82,213.89	.00	5,457.52-	166.32	2,153.37	74,603.00	2.81	5,373.23-
2009	85,249.15	.00	12,271.39-	0.00	1,495.82	71,481.94	2.05	6,220.80-
2008	83,587.03	.00	8,951.15-	0.00	4,616.03	70,019.85	6.18	2,484.34-
2007	70,415.11	.00	2,048.29-	0.00	2,542.48	65,824.34	3.72	0.00
2006	68,999.22	.00	2,534.73-	163.97	3,126.97	63,337.52	4.70	0.00
2005	63,387.26	.00	2,726.65-	26.26	480.91	60,179.70	.79	0.00
2004	58,409.05	.00	2,611.36-	9.14	731.80	55,065.89	1.31	0.00
2003	40,897.50	.00	249.62-	0.00	676.88	39,971.00	1.67	0.00
2002	191,138.31	.00	17,965.63-	24.61	510.84	172,661.84	.29	0.00
****	4,552,157.23	92,135.25-	31,095,600.45	15,581,390.02	25,988,771.32	9,658,986.36		56,038.47-
	ADJUSTMENT REFUNDS	55,410.10-	189,319.68-					

TAX COLLECTION SYSTEM  
TAX COLLECTOR MONTHLY REPORT  
FROM 01/01/2024 TO 01/31/2024

JURISDICTION: 0048 MISSION CISD

	CERT TAXABLE VALUE	ADJUSTMENTS	ADJ TAX VALUE	TAX RATE	TAX LEVY	PAID ACCTS
CURRENT YEAR	0	0	0	1.113000	24,435.44	0

YEAR	TAXES DUE	MONTH ADJ	ADJUSTMENT YTD	LEVY PAID	PAID YTD	BALANCE	COLL %	YTD UNCOLL
2022	12,781.60	11,653.84	11,653.84	285.84	285.84	24,149.60	1.17	0.00
ADJUSTMENT REFUNDS		13,343.97-	117,636.64-					
2021	7,755.84	11,870.41	18,777.88	6,320.62	13,228.09	13,305.63	49.85	0.00
ADJUSTMENT REFUNDS		6,351.75-	31,151.23-					
2020	8,210.13	9,750.66	17,039.67	8,210.13	15,499.14	9,750.66	61.38	0.00
ADJUSTMENT REFUNDS		.00	2,218.99-					
2019	1,658.18	.00	0.00	0.00	0.00	1,658.18		0.00
ADJUSTMENT REFUNDS		71.76-	2,313.32-					
2018	1,637.30	.00	0.00	0.00	0.00	1,637.30		0.00
2017	1,722.57	.00	0.00	0.00	0.00	1,722.57		0.00
****	33,765.62	33,274.91	47,471.39	14,816.59	29,013.07	52,223.94		0.00
ADJUSTMENT REFUNDS		19,767.48-	153,320.18-					

TAX COLLECTION SYSTEM  
TAX COLLECTOR MONTHLY REPORT  
FROM 01/01/2024 TO 01/31/2024

JURISDICTION: 0048 MISSION CISD

	CERT TAXABLE VALUE	ADJUSTMENTS	ADJ TAX VALUE	TAX RATE	TAX LEVY	PAID ACCTS
CURRENT YEAR	2,869,404,262	45,288,073	2,914,692,335	1.113000	31,402,176.25	21,032

YEAR	TAXES DUE	MONTH ADJ	ADJUSTMENT YTD	LEVY PAID	PAID YTD	BALANCE	COLL %	YTD UNCOLL
2023	0.00	64,807.25-	31,402,176.25	15,508,229.15	25,041,565.29	6,360,610.96	79.74	0.00
	ADJUSTMENT REFUNDS	35,642.62-	35,999.50-					
2022	1,717,470.59	6,017.71-	133,388.34-	57,150.40	627,390.58	956,691.67	39.61	0.00
	ADJUSTMENT REFUNDS	13,343.97-	117,636.64-					
2021	590,589.14	2,423.86	16,330.44-	9,941.76	148,516.29	425,742.41	25.86	0.00
	ADJUSTMENT REFUNDS	6,351.75-	31,151.23-					
2020	329,854.74	9,683.61	14,417.49	10,333.66	73,135.86	271,136.37	21.24	224.87-
	ADJUSTMENT REFUNDS	.00	2,218.99-					
2019	239,997.36	142.85-	2,616.83-	823.23	32,024.27	205,356.26	13.49	232.42-
	ADJUSTMENT REFUNDS	71.76-	2,313.32-					
2018	188,660.70	.00	19,805.25-	1,048.20	17,334.40	151,521.05	10.27	241.16-
2017	145,660.04	.00	9,655.29-	3,535.38	15,677.38	120,327.37	11.53	6,805.01-
2016	133,042.47	.00	8,375.47-	2,189.10	15,081.76	109,585.24	12.10	6,845.33-
2015	117,482.62	.00	6,011.76-	1,357.14	12,636.63	98,834.23	11.34	5,670.78-
2014	106,563.98	.00	5,735.99-	492.99	5,796.94	95,031.05	5.75	5,506.64-
2013	92,659.96	.00	5,534.54-	18.85	4,103.48	83,021.94	4.71	5,403.63-
2012	92,668.25	.00	5,622.04-	236.97	3,161.70	83,884.51	3.63	5,492.12-
2011	86,976.48	.00	5,629.61-	459.48	5,024.71	76,322.16	6.18	5,538.14-
2010	82,213.89	.00	5,457.52-	166.32	2,153.37	74,603.00	2.81	5,373.23-
2009	85,249.15	.00	12,271.39-	0.00	1,495.82	71,481.94	2.05	6,220.80-
2008	83,587.03	.00	8,951.15-	0.00	4,616.03	70,019.85	6.18	2,484.34-
2007	70,415.11	.00	2,048.29-	0.00	2,542.48	65,824.34	3.72	0.00
2006	68,999.22	.00	2,534.73-	163.97	3,126.97	63,337.52	4.70	0.00
2005	63,387.26	.00	2,726.65-	26.26	480.91	60,179.70	.79	0.00
2004	58,409.05	.00	2,611.36-	9.14	731.80	55,065.89	1.31	0.00
2003	40,897.50	.00	249.62-	0.00	676.88	39,971.00	1.67	0.00
2002	191,138.31	.00	17,965.63-	24.61	510.84	172,661.84	.29	0.00
****	4,585,922.85	58,860.34-	31,143,071.84	15,596,206.61	26,017,784.39	9,711,210.30		56,038.47-
	ADJUSTMENT REFUNDS	55,410.10-	189,319.68-					

YEAR	FUND	TAX RATE	LEVY PAID	DISCOUNT GIVEN	PENALTY INTEREST	TIF AMOUNT	DISBURSE TOTAL	ATTORNEY	OTHER FEES	REFUND AMOUNT	PAYMENT AMOUNT
2023	M & O	.789200	17,756,337.15	.00	.00	.00	17,756,337.15	.00	.00	.00	17,756,337.15
	I & S	.323800	7,285,228.14	.00	.00	.00	7,285,228.14	.00	.00	.00	7,285,228.14
	TOTAL	1.113000	25,041,565.29	.00	.00	.00	25,041,565.29	.00	.00	.00	25,041,565.29
2022	M & O	.942900	531,264.44	.00	117,111.38	.00	648,375.82	120,126.38	.00	.00	768,502.20
	I & S	.170100	95,840.30	.00	21,127.18	.00	116,967.48	.00	.00	.00	116,967.48
	TOTAL	1.113000	627,104.74	.00	138,238.56	.00	765,343.30	120,126.38	.00	.00	885,469.68
2021	M & O	.971900	116,030.73	.00	43,719.25	.00	159,749.98	30,440.50	.00	.00	190,190.48
	I & S	.161300	19,257.47	.00	7,255.83	.00	26,513.30	.00	.00	.00	26,513.30
	TOTAL	1.133200	135,288.20	.00	50,975.08	.00	186,263.28	30,440.50	.00	.00	216,703.78
2020	M & O	1.028000	49,404.33	.00	22,115.72	.00	71,520.05	12,410.92	.00	.00	83,930.97
	I & S	.171300	8,232.39	.00	3,685.24	.00	11,917.63	.00	.00	.00	11,917.63
	TOTAL	1.199300	57,636.72	.00	25,800.96	.00	83,437.68	12,410.92	.00	.00	95,848.60
2019	M & O	1.068350	27,601.22	.00	16,169.50	.00	43,770.72	7,783.34	.00	.00	51,554.06
	I & S	.171200	4,423.05	.00	2,591.15	.00	7,014.20	.00	.00	.00	7,014.20
	TOTAL	1.239550	32,024.27	.00	18,760.65	.00	50,784.92	7,783.34	.00	.00	58,568.26
2018	M & O	1.170000	15,137.53	.00	10,204.48	.00	25,342.01	4,283.58	.00	.00	29,625.59
	I & S	.169800	2,196.87	.00	1,480.93	.00	3,677.80	.00	.00	.00	3,677.80
	TOTAL	1.339800	17,334.40	.00	11,685.41	.00	29,019.81	4,283.58	.00	.00	33,303.39
2017	M & O	1.170000	13,585.07	.00	10,289.23	.00	23,874.30	3,849.78	.00	.00	27,724.08
	I & S	.180200	2,092.31	.00	1,584.68	.00	3,676.99	.00	.00	.00	3,676.99
	TOTAL	1.350200	15,677.38	.00	11,873.91	.00	27,551.29	3,849.78	.00	.00	31,401.07
2016	M & O	1.170000	12,991.96	.00	11,402.26	.00	24,394.22	3,969.09	.00	.00	28,363.31
	I & S	.188200	2,089.80	.00	1,834.11	.00	3,923.91	.00	.00	.00	3,923.91
	TOTAL	1.358200	15,081.76	.00	13,236.37	.00	28,318.13	3,969.09	.00	.00	32,287.22
2015	M & O	1.170000	10,813.94	.00	10,983.38	.00	21,797.32	3,738.20	.00	.00	25,535.52
	I & S	.197200	1,822.69	.00	1,851.22	.00	3,673.91	.00	.00	.00	3,673.91
	TOTAL	1.367200	12,636.63	.00	12,834.60	.00	25,471.23	3,738.20	.00	.00	29,209.43
2014	M & O	1.170000	5,099.57	.00	5,119.45	.00	10,219.02	1,412.52	.00	.00	11,631.54
	I & S	.160000	697.37	.00	700.09	.00	1,397.46	.00	.00	.00	1,397.46
	TOTAL	1.330000	5,796.94	.00	5,819.54	.00	11,616.48	1,412.52	.00	.00	13,029.00
2013	M & O	1.170000	3,693.10	.00	3,579.91	.00	7,273.01	763.61	.00	.00	8,036.62
	I & S	.130000	410.38	.00	397.80	.00	808.18	.00	.00	.00	808.18
	TOTAL	1.300000	4,103.48	.00	3,977.71	.00	8,081.19	763.61	.00	.00	8,844.80
2012	M & O	1.170000	2,845.52	.00	3,433.44	.00	6,278.96	813.75	.00	.00	7,092.71
	I & S	.130000	316.18	.00	381.49	.00	697.67	.00	.00	.00	697.67
	TOTAL	1.300000	3,161.70	.00	3,814.93	.00	6,976.63	813.75	.00	.00	7,790.38

326

02/08/2024 15:43:52 4478296  
 TC298-D SELECTION: SYSTEM  
 RECEIPT DATE: ALL  
 LOCATION: LOCATION NAME NOT FOUND

TAX COLLECTION SYSTEM  
 DEPOSIT DISTRIBUTION  
 FROM: 07/01/2023 THRU 01/31/2024  
 JURISDICTION: 0048 MISSION CISD

YEAR	FUND	TAX RATE	LEVY PAID	DISCOUNT GIVEN	PENALTY INTEREST	TIF AMOUNT	DISBURSE TOTAL	ATTORNEY	OTHER FEES	REFUND AMOUNT	PAYMENT AMOUNT
2011	M & O	1.170000	4,522.24	.00	6,176.97	.00	10,699.21	1,505.35	.00	.00	12,204.56
	I & S	.130000	502.47	.00	686.36	.00	1,188.83	.00	.00	.00	1,188.83
	TOTAL	1.300000	5,024.71	.00	6,863.33	.00	11,888.04	1,505.35	.00	.00	13,393.39
2010	M & O	1.040000	1,722.70	.00	2,416.18	.00	4,138.88	600.20	.00	.00	4,739.08
	I & S	.260000	430.67	.00	604.03	.00	1,034.70	.00	.00	.00	1,034.70
	TOTAL	1.300000	2,153.37	.00	3,020.21	.00	5,173.58	600.20	.00	.00	5,773.78
2009	M & O	1.040000	1,215.35	.00	1,807.07	.00	3,022.42	416.52	.00	.00	3,438.94
	I & S	.240000	280.47	.00	417.03	.00	697.50	.00	.00	.00	697.50
	TOTAL	1.280000	1,495.82	.00	2,224.10	.00	3,719.92	416.52	.00	.00	4,136.44
2008	M & O	1.040000	3,871.50	.00	7,114.02	.00	10,985.52	1,933.68	.00	.00	12,919.20
	I & S	.200000	744.53	.00	1,368.08	.00	2,112.61	.00	.00	.00	2,112.61
	TOTAL	1.240000	4,616.03	.00	8,482.10	.00	13,098.13	1,933.68	.00	.00	15,031.81
2007	M & O	1.040000	2,240.83	.00	4,452.99	.00	6,693.82	1,133.54	.00	.00	7,827.36
	I & S	.140000	301.65	.00	599.43	.00	901.08	.00	.00	.00	901.08
	TOTAL	1.180000	2,542.48	.00	5,052.42	.00	7,594.90	1,133.54	.00	.00	8,728.44
2006	M & O	1.337400	2,869.50	.00	6,073.69	.00	8,943.19	1,459.53	.00	.00	10,402.72
	I & S	.120000	257.47	.00	544.98	.00	802.45	.00	.00	.00	802.45
	TOTAL	1.457400	3,126.97	.00	6,618.67	.00	9,745.64	1,459.53	.00	.00	11,205.17
2005	M & O	1.463200	450.14	.00	999.98	.00	1,450.12	228.82	.00	.00	1,678.94
	I & S	.100000	30.77	.00	68.34	.00	99.11	.00	.00	.00	99.11
	TOTAL	1.563200	480.91	.00	1,068.32	.00	1,549.23	228.82	.00	.00	1,778.05
2004	M & O	1.463200	682.40	.00	1,495.18	.00	2,177.58	316.55	.00	.00	2,494.13
	I & S	.105900	49.40	.00	108.24	.00	157.64	.00	.00	.00	157.64
	TOTAL	1.569100	731.80	.00	1,603.42	.00	2,335.22	316.55	.00	.00	2,651.77
2003	M & O	1.463200	625.23	.00	1,431.53	.00	2,056.76	306.76	.00	.00	2,363.52
	I & S	.120900	51.65	.00	118.29	.00	169.94	.00	.00	.00	169.94
	TOTAL	1.584100	676.88	.00	1,549.82	.00	2,226.70	306.76	.00	.00	2,533.46
2002	M & O	1.450000	95.17	.00	248.27	.00	343.44	56.28	.00	.00	399.72
	I & S	.134100	8.80	.00	22.96	.00	31.76	.00	.00	.00	31.76
	TOTAL	1.584100	103.97	.00	271.23	.00	375.20	56.28	.00	.00	431.48
2001	M & O	1.439400	25.91	.00	70.20	.00	96.11	15.36	.00	.00	111.47
	I & S	.094700	1.70	.00	4.62	.00	6.32	.00	.00	.00	6.32
	TOTAL	1.534100	27.61	.00	74.82	.00	102.43	15.36	.00	.00	117.79
2000	M & O	1.400000	25.20	.00	71.31	.00	96.51	15.86	.00	.00	112.37
	I & S	.134100	2.41	.00	6.83	.00	9.24	.00	.00	.00	9.24
	TOTAL	1.534100	27.61	.00	78.14	.00	105.75	15.86	.00	.00	121.61

327

02/08/2024 15:43:52 4478296  
 TC298-D SELECTION: SYSTEM  
 RECEIPT DATE: ALL  
 LOCATION: LOCATION NAME NOT FOUND

TAX COLLECTION SYSTEM  
 DEPOSIT DISTRIBUTION  
 FROM: 07/01/2023 THRU 01/31/2024  
 JURISDICTION: 0048 MISSION CISD

PAGE: 95  
 EXCLUDES AG ROLLBACK

YEAR	FUND	TAX RATE	LEVY PAID	DISCOUNT GIVEN	PENALTY INTEREST	TIF AMOUNT	DISBURSE TOTAL	ATTORNEY	OTHER FEES	REFUND AMOUNT	PAYMENT AMOUNT
1999	M & O	1.420800	25.57	.00	75.45	.00	101.02	16.05	.00	.00	117.07
	I & S	.084200	1.52	.00	4.47	.00	5.99	.00	.00	.00	5.99
	TOTAL	1.505000	27.09	.00	79.92	.00	107.01	16.05	.00	.00	123.06
1998	M & O	1.231000	22.16	.00	68.03	.00	90.19	16.54	.00	.00	106.73
	I & S	.274000	4.93	.00	15.14	.00	20.07	.00	.00	.00	20.07
	TOTAL	1.505000	27.09	.00	83.17	.00	110.26	16.54	.00	.00	126.80
1996	M & O	1.248600	9.49	.00	20.32	.00	29.81	.00	.00	.00	29.81
	I & S	.206400	1.57	.00	3.36	.00	4.93	.00	.00	.00	4.93
	TOTAL	1.455000	11.06	.00	23.68	.00	34.74	.00	.00	.00	34.74
1992	M & O	.250000	69.09	.00	211.48	.00	280.57	62.68	.00	.00	343.25
	I & S	.230000	63.57	.00	194.57	.00	258.14	.00	.00	.00	258.14
	TOTAL	.480000	132.66	.00	406.05	.00	538.71	62.68	.00	.00	601.39
1991	M & O	.230000	73.67	.00	243.85	.00	317.52	81.88	.00	.00	399.40
	I & S	.250000	80.08	.00	265.06	.00	345.14	.00	.00	.00	345.14
	TOTAL	.480000	153.75	.00	508.91	.00	662.66	81.88	.00	.00	744.54
ALL	M & O		18,563,350.71	.00	287,104.52	.00	18,850,455.23	197,757.27	.00	.00	19,048,212.50
ALL	I & S		7,425,420.61	.00	47,921.51	.00	7,473,342.12	.00	.00	.00	7,473,342.12
ALL	TOTAL		25,988,771.32	.00	335,026.03	.00	26,323,797.35	197,757.27	.00	.00	26,521,554.62
DLQ	M & O		807,013.56	.00	287,104.52	.00	1,094,118.08	197,757.27	.00	.00	1,291,875.35
DLQ	I & S		140,192.47	.00	47,921.51	.00	188,113.98	.00	.00	.00	188,113.98
DLQ	TOTAL		947,206.03	.00	335,026.03	.00	1,282,232.06	197,757.27	.00	.00	1,479,989.33
CURR	M & O		17,756,337.15	.00	.00	.00	17,756,337.15	.00	.00	.00	17,756,337.15
CURR	I & S		7,285,228.14	.00	.00	.00	7,285,228.14	.00	.00	.00	7,285,228.14
CURR	TOTAL		25,041,565.29	.00	.00	.00	25,041,565.29	.00	.00	.00	25,041,565.29

02/08/2024 14:53:11 4478263  
 TC298-D SELECTION: SYSTEM  
 RECEIPT DATE: ALL  
 LOCATION: LOCATION NAME NOT FOUND

TAX COLLECTION SYSTEM  
 DEPOSIT DISTRIBUTION  
 FROM: 07/01/2023 THRU 01/31/2024  
 JURISDICTION: 0048 MISSION CISD

AG ROLLBACK ONLY PAGE: 22

YEAR	FUND	TAX RATE	LEVY PAID	DISCOUNT GIVEN	PENALTY INTEREST	TIF AMOUNT	DISBURSE TOTAL	ATTORNEY	OTHER FEES	REFUND AMOUNT	PAYMENT AMOUNT
2022	M & O	.942900	242.16	.00	.00	.00	242.16	.00	.00	.00	242.16
	I & S	.170100	43.68	.00	.00	.00	43.68	.00	.00	.00	43.68
	TOTAL	1.113000	285.84	.00	.00	.00	285.84	.00	.00	.00	285.84
2021	M & O	.971900	11,345.20	.00	.00	.00	11,345.20	.00	.00	.00	11,345.20
	I & S	.161300	1,882.89	.00	.00	.00	1,882.89	.00	.00	.00	1,882.89
	TOTAL	1.133200	13,228.09	.00	.00	.00	13,228.09	.00	.00	.00	13,228.09
2020	M & O	1.028000	13,285.34	.00	.00	.00	13,285.34	.00	.00	.00	13,285.34
	I & S	.171300	2,213.80	.00	.00	.00	2,213.80	.00	.00	.00	2,213.80
	TOTAL	1.199300	15,499.14	.00	.00	.00	15,499.14	.00	.00	.00	15,499.14
ALL	M & O		24,872.70	.00	.00	.00	24,872.70	.00	.00	.00	24,872.70
ALL	I & S		4,140.37	.00	.00	.00	4,140.37	.00	.00	.00	4,140.37
ALL	TOTAL		29,013.07	.00	.00	.00	29,013.07	.00	.00	.00	29,013.07
DLQ	M & O		24,872.70	.00	.00	.00	24,872.70	.00	.00	.00	24,872.70
DLQ	I & S		4,140.37	.00	.00	.00	4,140.37	.00	.00	.00	4,140.37
DLQ	TOTAL		29,013.07	.00	.00	.00	29,013.07	.00	.00	.00	29,013.07
CURR	M & O		.00	.00	.00	.00	.00	.00	.00	.00	.00
CURR	I & S		.00	.00	.00	.00	.00	.00	.00	.00	.00
CURR	TOTAL		.00	.00	.00	.00	.00	.00	.00	.00	.00

329

YEAR	FUND	TAX RATE	LEVY PAID	DISCOUNT GIVEN	PENALTY INTEREST	TIF AMOUNT	DISBURSE TOTAL	ATTORNEY	OTHER FEES	REFUND AMOUNT	PAYMENT AMOUNT
2023	M & O	.789200	17,756,337.15	.00	.00	.00	17,756,337.15	.00	.00	.00	17,756,337.15
	I & S	.323800	7,285,228.14	.00	.00	.00	7,285,228.14	.00	.00	.00	7,285,228.14
	TOTAL	1.113000	25,041,565.29	.00	.00	.00	25,041,565.29	.00	.00	.00	25,041,565.29
2022	M & O	.942900	531,506.60	.00	117,111.38	.00	648,617.98	120,126.38	.00	.00	768,744.36
	I & S	.170100	95,883.98	.00	21,127.18	.00	117,011.16	.00	.00	.00	117,011.16
	TOTAL	1.113000	627,390.58	.00	138,238.56	.00	765,629.14	120,126.38	.00	.00	885,755.52
2021	M & O	.971900	127,375.93	.00	43,719.25	.00	171,095.18	30,440.50	.00	.00	201,535.68
	I & S	.161300	21,140.36	.00	7,255.83	.00	28,396.19	.00	.00	.00	28,396.19
	TOTAL	1.133200	148,516.29	.00	50,975.08	.00	199,491.37	30,440.50	.00	.00	229,931.87
2020	M & O	1.028000	62,689.67	.00	22,115.72	.00	84,805.39	12,410.92	.00	.00	97,216.31
	I & S	.171300	10,446.19	.00	3,685.24	.00	14,131.43	.00	.00	.00	14,131.43
	TOTAL	1.199300	73,135.86	.00	25,800.96	.00	98,936.82	12,410.92	.00	.00	111,347.74
2019	M & O	1.068350	27,601.22	.00	16,169.50	.00	43,770.72	7,783.34	.00	.00	51,554.06
	I & S	.171200	4,423.05	.00	2,591.15	.00	7,014.20	.00	.00	.00	7,014.20
	TOTAL	1.239550	32,024.27	.00	18,760.65	.00	50,784.92	7,783.34	.00	.00	58,568.26
2018	M & O	1.170000	15,137.53	.00	10,204.48	.00	25,342.01	4,283.58	.00	.00	29,625.59
	I & S	.169800	2,196.87	.00	1,480.93	.00	3,677.80	.00	.00	.00	3,677.80
	TOTAL	1.339800	17,334.40	.00	11,685.41	.00	29,019.81	4,283.58	.00	.00	33,303.39
2017	M & O	1.170000	13,585.07	.00	10,289.23	.00	23,874.30	3,849.78	.00	.00	27,724.08
	I & S	.180200	2,092.31	.00	1,584.68	.00	3,676.99	.00	.00	.00	3,676.99
	TOTAL	1.350200	15,677.38	.00	11,873.91	.00	27,551.29	3,849.78	.00	.00	31,401.07
2016	M & O	1.170000	12,991.96	.00	11,402.26	.00	24,394.22	3,969.09	.00	.00	28,363.31
	I & S	.188200	2,089.80	.00	1,834.11	.00	3,923.91	.00	.00	.00	3,923.91
	TOTAL	1.358200	15,081.76	.00	13,236.37	.00	28,318.13	3,969.09	.00	.00	32,287.22
2015	M & O	1.170000	10,813.94	.00	10,983.38	.00	21,797.32	3,738.20	.00	.00	25,535.52
	I & S	.197200	1,822.69	.00	1,851.22	.00	3,673.91	.00	.00	.00	3,673.91
	TOTAL	1.367200	12,636.63	.00	12,834.60	.00	25,471.23	3,738.20	.00	.00	29,209.43
2014	M & O	1.170000	5,099.57	.00	5,119.45	.00	10,219.02	1,412.52	.00	.00	11,631.54
	I & S	.160000	697.37	.00	700.09	.00	1,397.46	.00	.00	.00	1,397.46
	TOTAL	1.330000	5,796.94	.00	5,819.54	.00	11,616.48	1,412.52	.00	.00	13,029.00
2013	M & O	1.170000	3,693.10	.00	3,579.91	.00	7,273.01	763.61	.00	.00	8,036.62
	I & S	.130000	410.38	.00	397.80	.00	808.18	.00	.00	.00	808.18
	TOTAL	1.300000	4,103.48	.00	3,977.71	.00	8,081.19	763.61	.00	.00	8,844.80
2012	M & O	1.170000	2,845.52	.00	3,433.44	.00	6,278.96	813.75	.00	.00	7,092.71
	I & S	.130000	316.18	.00	381.49	.00	697.67	.00	.00	.00	697.67
	TOTAL	1.300000	3,161.70	.00	3,814.93	.00	6,976.63	813.75	.00	.00	7,790.38

330

02/08/2024 15:43:45 4478294  
 TC298-D SELECTION: SYSTEM  
 RECEIPT DATE: ALL  
 LOCATION: LOCATION NAME NOT FOUND

TAX COLLECTION SYSTEM  
 DEPOSIT DISTRIBUTION  
 FROM: 07/01/2023 THRU 01/31/2024  
 JURISDICTION: 0048 MISSION CISD

YEAR	FUND	TAX RATE	LEVY PAID	DISCOUNT GIVEN	PENALTY INTEREST	TIF AMOUNT	DISBURSE TOTAL	ATTORNEY	OTHER FEES	REFUND AMOUNT	PAYMENT AMOUNT
2011	M & O	1.170000	4,522.24	.00	6,176.97	.00	10,699.21	1,505.35	.00	.00	12,204.56
	I & S	.130000	502.47	.00	686.36	.00	1,188.83	.00	.00	.00	1,188.83
	TOTAL	1.300000	5,024.71	.00	6,863.33	.00	11,888.04	1,505.35	.00	.00	13,393.39
2010	M & O	1.040000	1,722.70	.00	2,416.18	.00	4,138.88	600.20	.00	.00	4,739.08
	I & S	.260000	430.67	.00	604.03	.00	1,034.70	.00	.00	.00	1,034.70
	TOTAL	1.300000	2,153.37	.00	3,020.21	.00	5,173.58	600.20	.00	.00	5,773.78
2009	M & O	1.040000	1,215.35	.00	1,807.07	.00	3,022.42	416.52	.00	.00	3,438.94
	I & S	.240000	280.47	.00	417.03	.00	697.50	.00	.00	.00	697.50
	TOTAL	1.280000	1,495.82	.00	2,224.10	.00	3,719.92	416.52	.00	.00	4,136.44
2008	M & O	1.040000	3,871.50	.00	7,114.02	.00	10,985.52	1,933.68	.00	.00	12,919.20
	I & S	.200000	744.53	.00	1,368.08	.00	2,112.61	.00	.00	.00	2,112.61
	TOTAL	1.240000	4,616.03	.00	8,482.10	.00	13,098.13	1,933.68	.00	.00	15,031.81
2007	M & O	1.040000	2,240.83	.00	4,452.99	.00	6,693.82	1,133.54	.00	.00	7,827.36
	I & S	.140000	301.65	.00	599.43	.00	901.08	.00	.00	.00	901.08
	TOTAL	1.180000	2,542.48	.00	5,052.42	.00	7,594.90	1,133.54	.00	.00	8,728.44
2006	M & O	1.337400	2,869.50	.00	6,073.69	.00	8,943.19	1,459.53	.00	.00	10,402.72
	I & S	.120000	257.47	.00	544.98	.00	802.45	.00	.00	.00	802.45
	TOTAL	1.457400	3,126.97	.00	6,618.67	.00	9,745.64	1,459.53	.00	.00	11,205.17
2005	M & O	1.463200	450.14	.00	999.98	.00	1,450.12	228.82	.00	.00	1,678.94
	I & S	.100000	30.77	.00	68.34	.00	99.11	.00	.00	.00	99.11
	TOTAL	1.563200	480.91	.00	1,068.32	.00	1,549.23	228.82	.00	.00	1,778.05
2004	M & O	1.463200	682.40	.00	1,495.18	.00	2,177.58	316.55	.00	.00	2,494.13
	I & S	.105900	49.40	.00	108.24	.00	157.64	.00	.00	.00	157.64
	TOTAL	1.569100	731.80	.00	1,603.42	.00	2,335.22	316.55	.00	.00	2,651.77
2003	M & O	1.463200	625.23	.00	1,431.53	.00	2,056.76	306.76	.00	.00	2,363.52
	I & S	.120900	51.65	.00	118.29	.00	169.94	.00	.00	.00	169.94
	TOTAL	1.584100	676.88	.00	1,549.82	.00	2,226.70	306.76	.00	.00	2,533.46
2002	M & O	1.450000	95.17	.00	248.27	.00	343.44	56.28	.00	.00	399.72
	I & S	.134100	8.80	.00	22.96	.00	31.76	.00	.00	.00	31.76
	TOTAL	1.584100	103.97	.00	271.23	.00	375.20	56.28	.00	.00	431.48
2001	M & O	1.439400	25.91	.00	70.20	.00	96.11	15.36	.00	.00	111.47
	I & S	.094700	1.70	.00	4.62	.00	6.32	.00	.00	.00	6.32
	TOTAL	1.534100	27.61	.00	74.82	.00	102.43	15.36	.00	.00	117.79
2000	M & O	1.400000	25.20	.00	71.31	.00	96.51	15.86	.00	.00	112.37
	I & S	.134100	2.41	.00	6.83	.00	9.24	.00	.00	.00	9.24
	TOTAL	1.534100	27.61	.00	78.14	.00	105.75	15.86	.00	.00	121.61

331

02/08/2024 15:43:45 4478294  
 TC298-D SELECTION: SYSTEM  
 RECEIPT DATE: ALL  
 LOCATION: LOCATION NAME NOT FOUND

TAX COLLECTION SYSTEM  
 DEPOSIT DISTRIBUTION  
 FROM: 07/01/2023 THRU 01/31/2024  
 JURISDICTION: 0048 MISSION CISD

PAGE: 95  
 INCLUDES AG ROLLBACK

YEAR	FUND	TAX RATE	LEVY PAID	DISCOUNT GIVEN	PENALTY INTEREST	TIF AMOUNT	DISBURSE TOTAL	ATTORNEY	OTHER FEES	REFUND AMOUNT	PAYMENT AMOUNT
1999	M & O	1.420800	25.57	.00	75.45	.00	101.02	16.05	.00	.00	117.07
	I & S	.084200	1.52	.00	4.47	.00	5.99	.00	.00	.00	5.99
	TOTAL	1.505000	27.09	.00	79.92	.00	107.01	16.05	.00	.00	123.06
1998	M & O	1.231000	22.16	.00	68.03	.00	90.19	16.54	.00	.00	106.73
	I & S	.274000	4.93	.00	15.14	.00	20.07	.00	.00	.00	20.07
	TOTAL	1.505000	27.09	.00	83.17	.00	110.26	16.54	.00	.00	126.80
1996	M & O	1.248600	9.49	.00	20.32	.00	29.81	.00	.00	.00	29.81
	I & S	.206400	1.57	.00	3.36	.00	4.93	.00	.00	.00	4.93
	TOTAL	1.455000	11.06	.00	23.68	.00	34.74	.00	.00	.00	34.74
1992	M & O	.250000	69.09	.00	211.48	.00	280.57	62.68	.00	.00	343.25
	I & S	.230000	63.57	.00	194.57	.00	258.14	.00	.00	.00	258.14
	TOTAL	.480000	132.66	.00	406.05	.00	538.71	62.68	.00	.00	601.39
1991	M & O	.230000	73.67	.00	243.85	.00	317.52	81.88	.00	.00	399.40
	I & S	.250000	80.08	.00	265.06	.00	345.14	.00	.00	.00	345.14
	TOTAL	.480000	153.75	.00	508.91	.00	662.66	81.88	.00	.00	744.54
ALL	M & O		18,588,223.41	.00	287,104.52	.00	18,875,327.93	197,757.27	.00	.00	19,073,085.20
ALL	I & S		7,429,560.98	.00	47,921.51	.00	7,477,482.49	.00	.00	.00	7,477,482.49
ALL	TOTAL		26,017,784.39	.00	335,026.03	.00	26,352,810.42	197,757.27	.00	.00	26,550,567.69
DLQ	M & O		831,886.26	.00	287,104.52	.00	1,118,990.78	197,757.27	.00	.00	1,316,748.05
DLQ	I & S		144,332.84	.00	47,921.51	.00	192,254.35	.00	.00	.00	192,254.35
DLQ	TOTAL		976,219.10	.00	335,026.03	.00	1,311,245.13	197,757.27	.00	.00	1,509,002.40
CURR	M & O		17,756,337.15	.00	.00	.00	17,756,337.15	.00	.00	.00	17,756,337.15
CURR	I & S		7,285,228.14	.00	.00	.00	7,285,228.14	.00	.00	.00	7,285,228.14
CURR	TOTAL		25,041,565.29	.00	.00	.00	25,041,565.29	.00	.00	.00	25,041,565.29

TAX COLLECTION SYSTEM  
 TAX COLLECTOR MONTHLY REPORT  
 FROM 07/01/2023 TO 01/31/2024

FISCAL START: 07/01/2023 END: 06/30/2024 JURISDICTION: 0048 MISSION CISD

	CERT TAXABLE VALUE	ADJUSTMENTS	ADJ TAX VALUE	TAX RATE	TAX LEVY	PAID ACCTS
CURRENT YEAR	2,869,404,262	45,288,073	2,914,692,335	01.113000	31,402,176.25	21,032

YEAR	TAXES DUE	MONTH ADJ	ADJUSTMENT YTD	LEVY PAID	PAID YTD	BALANCE	COLL %	YTD UNCOLL
2023	0.00	31,402,176.25	31,402,176.25	25,041,565.29	25,041,565.29	6,360,610.96	79.74	0.00
2022	1,704,688.99	145,042.18-	145,042.18-	627,104.74	627,104.74	932,542.07	40.21	0.00
2021	582,833.30	35,108.32-	35,108.32-	135,288.20	135,288.20	412,436.78	24.70	0.00
2020	321,644.61	2,622.18-	2,622.18-	57,636.72	57,636.72	261,385.71	18.07	224.87-
2019	238,339.18	2,616.83-	2,616.83-	32,024.27	32,024.27	203,698.08	13.59	232.42-
2018	187,023.40	19,805.25-	19,805.25-	17,334.40	17,334.40	149,883.75	10.37	241.16-
2017	143,937.47	9,655.29-	9,655.29-	15,677.38	15,677.38	118,604.80	11.67	6,805.01-
2016	133,042.47	8,375.47-	8,375.47-	15,081.76	15,081.76	109,585.24	12.10	6,845.33-
2015	117,482.62	6,011.76-	6,011.76-	12,636.63	12,636.63	98,834.23	11.34	5,670.78-
2014	106,563.98	5,735.99-	5,735.99-	5,796.94	5,796.94	95,031.05	5.75	5,506.64-
2013	92,659.96	5,534.54-	5,534.54-	4,103.48	4,103.48	83,021.94	4.71	5,403.63-
2012	92,668.25	5,622.04-	5,622.04-	3,161.70	3,161.70	83,884.51	3.63	5,492.12-
2011	86,976.48	5,629.61-	5,629.61-	5,024.71	5,024.71	76,322.16	6.18	5,538.14-
2010	82,213.89	5,457.52-	5,457.52-	2,153.37	2,153.37	74,603.00	2.81	5,373.23-
2009	85,249.15	12,271.39-	12,271.39-	1,495.82	1,495.82	71,481.94	2.05	6,220.80-
2008	83,587.03	8,951.15-	8,951.15-	4,616.03	4,616.03	70,019.85	6.18	2,484.34-
2007	70,415.11	2,048.29-	2,048.29-	2,542.48	2,542.48	65,824.34	3.72	0.00
2006	68,999.22	2,534.73-	2,534.73-	3,126.97	3,126.97	63,337.52	4.70	0.00
2005	63,387.26	2,726.65-	2,726.65-	480.91	480.91	60,179.70	.79	0.00
2004	58,409.05	2,611.36-	2,611.36-	731.80	731.80	55,065.89	1.31	0.00
2003	40,897.50	249.62-	249.62-	676.88	676.88	39,971.00	1.67	0.00
2002	191,138.31	17,965.63-	17,965.63-	510.84	510.84	172,661.84	.29	0.00
****	4,552,157.23	31,095,600.45	31,095,600.45	25,988,771.32	25,988,771.32	9,658,986.36		56,038.47-
CURR	0.00	31,402,176.25	31,402,176.25	25,041,565.29	25,041,565.29	6,360,610.96		0.00
DELQ	4,552,157.23	306,575.80-	306,575.80-	947,206.03	947,206.03	3,298,375.40		56,038.47-

TAX COLLECTION SYSTEM  
 TAX COLLECTOR MONTHLY REPORT  
 FROM 07/01/2023 TO 01/31/2024

FISCAL START: 07/01/2023 END: 06/30/2024 JURISDICTION: 0048 MISSION CISD

	CERT TAXABLE VALUE	ADJUSTMENTS	ADJ TAX VALUE	TAX RATE	TAX LEVY	PAID ACCTS
CURRENT YEAR	0	0	0 0	00.000000	0.00	0

YEAR	TAXES DUE	MONTH ADJ	ADJUSTMENT YTD	LEVY PAID	PAID YTD	BALANCE	COLL %	YTD UNCOLL
2022	12,781.60	11,653.84	11,653.84	285.84	285.84	24,149.60	1.17	0.00
2021	7,755.84	18,777.88	18,777.88	13,228.09	13,228.09	13,305.63	49.85	0.00
2020	8,210.13	17,039.67	17,039.67	15,499.14	15,499.14	9,750.66	61.38	0.00
2019	1,658.18	.00	0.00	0.00	0.00	1,658.18		0.00
2018	1,637.30	.00	0.00	0.00	0.00	1,637.30		0.00
2017	1,722.57	.00	0.00	0.00	0.00	1,722.57		0.00
****	33,765.62	47,471.39	47,471.39	29,013.07	29,013.07	52,223.94		0.00
CURR	0.00	.00	0.00	0.00	0.00	0.00		0.00
DELQ	33,765.62	47,471.39	47,471.39	29,013.07	29,013.07	52,223.94		0.00

FISCAL START: 07/01/2023 END: 06/30/2024 JURISDICTION: 0048 MISSION CISD

	CERT TAXABLE VALUE	ADJUSTMENTS	ADJ TAX VALUE	TAX RATE	TAX LEVY	PAID ACCTS
CURRENT YEAR	2,869,404,262	45,288,073	2,914,692,335	01.113000	31,402,176.25	21,032

YEAR	TAXES DUE	MONTH ADJ	ADJUSTMENT YTD	LEVY PAID	PAID YTD	BALANCE	COLL %	YTD UNCOLL
2023	0.00	31,402,176.25	31,402,176.25	25,041,565.29	25,041,565.29	6,360,610.96	79.74	0.00
2022	1,717,470.59	133,388.34-	133,388.34-	627,390.58	627,390.58	956,691.67	39.61	0.00
2021	590,589.14	16,330.44-	16,330.44-	148,516.29	148,516.29	425,742.41	25.86	0.00
2020	329,854.74	14,417.49	14,417.49	73,135.86	73,135.86	271,136.37	21.24	224.87-
2019	239,997.36	2,616.83-	2,616.83-	32,024.27	32,024.27	205,356.26	13.49	232.42-
2018	188,660.70	19,805.25-	19,805.25-	17,334.40	17,334.40	151,521.05	10.27	241.16-
2017	145,660.04	9,655.29-	9,655.29-	15,677.38	15,677.38	120,327.37	11.53	6,805.01-
2016	133,042.47	8,375.47-	8,375.47-	15,081.76	15,081.76	109,585.24	12.10	6,845.33-
2015	117,482.62	6,011.76-	6,011.76-	12,636.63	12,636.63	98,834.23	11.34	5,670.78-
2014	106,563.98	5,735.99-	5,735.99-	5,796.94	5,796.94	95,031.05	5.75	5,506.64-
2013	92,659.96	5,534.54-	5,534.54-	4,103.48	4,103.48	83,021.94	4.71	5,403.63-
2012	92,668.25	5,622.04-	5,622.04-	3,161.70	3,161.70	83,884.51	3.63	5,492.12-
2011	86,976.48	5,629.61-	5,629.61-	5,024.71	5,024.71	76,322.16	6.18	5,538.14-
2010	82,213.89	5,457.52-	5,457.52-	2,153.37	2,153.37	74,603.00	2.81	5,373.23-
2009	85,249.15	12,271.39-	12,271.39-	1,495.82	1,495.82	71,481.94	2.05	6,220.80-
2008	83,587.03	8,951.15-	8,951.15-	4,616.03	4,616.03	70,019.85	6.18	2,484.34-
2007	70,415.11	2,048.29-	2,048.29-	2,542.48	2,542.48	65,824.34	3.72	0.00
2006	68,999.22	2,534.73-	2,534.73-	3,126.97	3,126.97	63,337.52	4.70	0.00
2005	63,387.26	2,726.65-	2,726.65-	480.91	480.91	60,179.70	.79	0.00
2004	58,409.05	2,611.36-	2,611.36-	731.80	731.80	55,065.89	1.31	0.00
2003	40,897.50	249.62-	249.62-	676.88	676.88	39,971.00	1.67	0.00
2002	191,138.31	17,965.63-	17,965.63-	510.84	510.84	172,661.84	.29	0.00
****	4,585,922.85	-31,143,071.84	31,143,071.84	26,017,784.39	26,017,784.39	9,711,210.30		56,038.47-
CURR	0.00	31,402,176.25	31,402,176.25	25,041,565.29	25,041,565.29	6,360,610.96		0.00
DELQ	4,585,922.85	259,104.41-	259,104.41-	976,219.10	976,219.10	3,350,599.34		56,038.47-

335

TAX COLLECTION SYSTEM  
 DEPOSIT DISTRIBUTION  
 JURISDICTION SUMMARY  
 FROM: 01/01/2024 THRU 01/31/2024  
 JURISDICTION: ALL

UPDATE MODE

ACCOUNT	YEAR	DEPOSIT	LEVY COLLECTED	RENDITION PENALTY	P & I COLLECTED	RENDITION P & I	RENDITION DISCOUNT	APPRAISAL COMMISSION	DISBURSEMENT AMOUNT
CURR FOR 0044 LA VILLA ISD			124.95	11.36	0.00	0.00	0.00	0.57	124.38
BY COUNTY 108			124.95	11.36	0.00	0.00	0.00	0.57	124.38
DELQ FOR 0044 LA VILLA ISD			0.00	0.00	0.00	0.00	0.00	0.00	0.00
TOTAL FOR 0044 LA VILLA ISD			124.95	11.36	0.00	0.00	0.00	0.57	124.38
BY COUNTY 108			124.95	11.36	0.00	0.00	0.00	0.57	124.38
CURR FOR 0046 MERCEDES ISD			39,249.45	3,572.88	0.00	0.00	0.00	178.65	39,070.80
BY COUNTY 108			39,249.45	3,572.88	0.00	0.00	0.00	178.65	39,070.80
DELQ FOR 0046 MERCEDES ISD			642.36	58.40	154.17	14.02	0.00	3.62	792.91
BY COUNTY 108			642.36	58.40	154.17	14.02	0.00	3.62	792.91
TOTAL FOR 0046 MERCEDES ISD			39,891.81	3,631.28	154.17	14.02	0.00	182.27	39,863.71
BY COUNTY 108			39,891.81	3,631.28	154.17	14.02	0.00	182.27	39,863.71
CURR FOR 0047 MCALLEN ISD			478,940.17	46,795.56	0.00	0.00	0.00	2,339.96	476,600.21
BY COUNTY 108			478,940.17	46,795.56	0.00	0.00	0.00	2,339.96	476,600.21
DELQ FOR 0047 MCALLEN ISD			21,962.55	2,779.97	6,558.91	767.78	0.00	177.44	28,344.02
BY COUNTY 108			21,962.55	2,779.97	6,558.91	767.78	0.00	177.44	28,344.02
TOTAL FOR 0047 MCALLEN ISD			500,902.72	49,575.53	6,558.91	767.78	0.00	2,517.40	504,944.23
BY COUNTY 108			500,902.72	49,575.53	6,558.91	767.78	0.00	2,517.40	504,944.23
CURR FOR 0048 MISSION CISD			138,471.16	14,029.74	0.00	0.00	0.00	701.57	137,769.59
BY COUNTY 108			138,471.16	14,029.74	0.00	0.00	0.00	701.57	137,769.59
DELQ FOR 0048 MISSION CISD			2,805.69	297.46	802.29	94.89	0.00	19.63	3,588.35
BY COUNTY 108			2,805.69	297.46	802.29	94.89	0.00	19.63	3,588.35
TOTAL FOR 0048 MISSION CISD			141,276.85	14,327.20	802.29	94.89	0.00	721.20	141,357.94
BY COUNTY 108			141,276.85	14,327.20	802.29	94.89	0.00	721.20	141,357.94
CURR FOR 0049 LA JOYA ISD			86,267.09	8,083.09	0.00	0.00	0.00	404.21	85,862.88
BY COUNTY 108			86,267.09	8,083.09	0.00	0.00	0.00	404.21	85,862.88
DELQ FOR 0049 LA JOYA ISD			2,333.73	83.97	571.68	78.28	0.00	8.10	2,897.31
BY COUNTY 108			2,333.73	83.97	571.68	78.28	0.00	8.10	2,897.31
TOTAL FOR 0049 LA JOYA ISD			88,600.82	8,167.06	571.68	78.28	0.00	412.31	88,760.19
BY COUNTY 108			88,600.82	8,167.06	571.68	78.28	0.00	412.31	88,760.19
CURR FOR 0050 PROGRESO ISD			41,296.47	3,792.48	0.00	0.00	0.00	189.59	41,106.88
BY COUNTY 108			41,296.47	3,792.48	0.00	0.00	0.00	189.59	41,106.88
DELQ FOR 0050 PROGRESO ISD			1,087.80	199.34	261.07	47.84	0.00	12.36	1,336.51
BY COUNTY 108			1,087.80	199.34	261.07	47.84	0.00	12.36	1,336.51
TOTAL FOR 0050 PROGRESO ISD			42,384.27	3,991.82	261.07	47.84	0.00	201.95	42,443.39
BY COUNTY 108			42,384.27	3,991.82	261.07	47.84	0.00	201.95	42,443.39
CURR FOR 0051 SHARYLAND ISD			78,701.60	7,295.29	0.00	0.00	0.00	364.79	78,336.81
BY COUNTY 108			78,701.60	7,295.29	0.00	0.00	0.00	364.79	78,336.81
DELQ FOR 0051 SHARYLAND ISD			3,664.40	421.27	986.84	138.19	0.00	27.97	4,623.27
BY COUNTY 108			3,664.40	421.27	986.84	138.19	0.00	27.97	4,623.27
TOTAL FOR 0051 SHARYLAND ISD			82,366.00	7,716.56	986.84	138.19	0.00	392.76	82,960.08
BY COUNTY 108			82,366.00	7,716.56	986.84	138.19	0.00	392.76	82,960.08

336

**SUBJECT:** Disbursements for the Month of January 2024

**PRESENTER:** Blanca I. Lopez, Executive Director for Business Operations

**BACKGROUND INFORMATION:**

The District’s disbursements list all of the checks and other payments made during the reporting month. The check registers, wire transfers, and automated clearing house (ACH) transactions are available for inspection at the Finance Office.

Monthly disbursement reports are prepared throughout the year by administration for information purposes only.

**ADMINISTRATIVE CONSIDERATIONS:**

The District’s total disbursements for the Month of January totaled \$17,509,024 as follows:

<b>Disbursement Type</b>	<b>Amount</b>
Accounts Payable Vendor Checks	\$ 3,213,356
District Purchasing Cards	\$ 336,565
ACH	\$ 3,137,003
Wire Transfers	\$ 222,165
Payroll	\$ 10,599,935
<b>TOTAL</b>	<b>\$ 17,509,024</b>

**FUNDING SOURCE AND AMOUNT:**

Not applicable.

**RECOMMENDATION:**

Information item only; no recommendation required.

**CONTACT PERSON (S):**

Blanca I. Lopez, Executive Director for Business Operations  
Dora Garcia, Director for Budget and Finance  
Leonor Garcia, Accountant