

Board of Education Regular Meeting
Monday, May 12, 2025 8:00 PM
High School Library
P.O. Box 8400
Ravenna, NE 68869-8400

1. Call to Order and Roll Call - Open Meeting Law
2. Excuse Absent Board Members
3. The Pledge of Allegiance
4. Recitation of School Mission Statement: ***Preparing Students Today to Succeed Tomorrow: Family-Community-School***
5. Recitation of Board Mission Statement: ***Providing collaborative leadership to prepare students today to succeed tomorrow.***
6. Approval of Agenda
7. Financial Report
8. Consent Agenda
 - 8.1. Discuss, consider, and take all necessary action to minutes
 - 8.2. Discuss, consider, and take all necessary action to bills
 - 8.3. Notice of Meeting Publication: The notice for this board meeting was published in the May 7th Edition of *The Ravenna News*
 - 8.4. Discuss, consider, and take all action necessary to declaring used van as surplus for immediate sale or disposal
 - 8.5. Discuss, consider, and take all action necessary to declaring scrap wood as surplus for immediate sale or disposal
9. Blue Jay Celebration of Success - Karrie Huryta & Speech Students
10. Artist of the Month - Naomi Hervert
11. Request to Address the Board and Correspondence

12. Information and Action Items

- 12.1. Discuss, consider, and take all action necessary to the annual staff appreciation meal
- 12.2. Discuss, consider, and take all action necessary to approval of purchase of retirement gifts for Pearl Sklenar & Gary Psota
- 12.3. Discuss, consider, and take all action necessary to FBLA Travel Costs
- 12.4. Discuss, consider, and take all action necessary to the school nutrition program's dairy bid for school year 2025-26
- 12.5. Discuss, consider, and take all action necessary to classified staff compensation for the 2025-26 school year
- 12.6. Discuss, consider, and take all action necessary to the girls high school wrestling program
- 12.7. Discuss, consider, and take all action necessary to one-act directors' compensation on the 2025-26 extra duty schedule
- 12.8. Discuss, consider, and take all action necessary to principals' compensation for the 2025-26 contract term (Possible Executive Session)
- 12.9. Discuss, consider, and take all action necessary to the superintendent's compensation for the 2025-27 contract term
- 12.10. Discuss, consider, and take all action necessary to Board Policy 3030

13. Discussion Items

- 13.1. Discuss, consider, and take all action necessary to high school Spanish curriculum purchase from the Depreciation Fund
- 13.2. Discuss, consider, and take all action necessary to installation of an air conditioning system in the concession stand
- 13.3. Discuss, consider, and take all action necessary to breakfast and lunch meal prices for the 2024-25 school year

14. Elementary Principal's Report

15. Secondary Principal's Report

16. Superintendent's Report

17. Board Report

18. Positive Comments

19. Adjournment

Quote

Date: April 2025

Ravenna High School

Sourcewell

Master Project: 199030, Contract Number: 041123-MSL, Expiration: 06/16/2027

Category: Sports lighting with related supplies and services

All purchase orders should note the following:
Sourcewell purchase – contract number: 041123-MSL

Quoted Price– Materials and Installation (Ensley Electric)

Musco's Light-Structure System™ as described below and delivered to the job site:

Football Stadium - \$265,000.00

(360'x160', 30-foot candles, LSS, 25-year warranty, Show-Light®, Lighting on home Bleachers, bonding)

Sales tax, are not included.

Pricing furnished is effective for 60 days unless otherwise noted and is considered confidential.

System Description –Factory-built, wired, aimed, and tested lighting system includes:

- Remote electrical component enclosures
- Pole length wire harnesses
- Factory-aimed and assembled luminaires
- UL listed as a complete system

Show-Light® Special Effects Package

- Control-Link® control and monitoring system to provide remote on/off
- Performance monitoring with 24/7 customer support.
- Touchscreen for onsite control of theatrical effects
- Pre-programmed theatrical lighting effects applied to facility lighting design
- 4 minutes of light show programming set to customer-supplied and licensed music
- Onsite dimming (high/med/low/blackout)

Environmental Light Control – control for neighbors and the environment

- Reduction of spill light and glare by 50% or more

Always Ready to Play – control assuring the results you expect

- Reduction of energy and maintenance costs by 40% up to 85% over typical 1500W HID equipment
- Product assurance and warranty program that includes materials and onsite labor, eliminating 100% of your maintenance costs for **25 years** on (4) 70' Musco poles.



Date: April 2025

Ravenna High School

Payment Terms

Musco's Credit Department will provide payment terms.

Email or fax a copy of the Purchase Order to Musco Sports Lighting, LLC: Musco's Credit Department will provide payment terms.

Musco Sports Lighting, LLC

Fax: 800-374-6402

Email: musco.contracts@musco.com

Delivery Timing

8 - 12 weeks for delivery of materials to the job site from the time of order, submittal approval, and confirmation of order details including voltage, phase, and pole locations.

Due to the built-in custom light control per luminaire, pole locations need to be confirmed prior to production. Changes to pole locations after the product is sent to production could result in additional charges.

Notes

- Shipment of the entire project together to one location
- Based on 208 Volt 3 Phase electrical system requirement (*can be changed*)
- Structural code and wind speed = 2018 IBC, 115MPH Wind Zone and exposure: C
- The owner is responsible for getting electrical power to the site, coordination with the utility, and any power company fees
- This is assuming power is adequate and readily available
- **Based on Standard soil conditions – rock, bottomless, wet or unsuitable soil may require additional engineering, special installation methods and additional cost**
- Confirmation of pole locations prior to production

Thank you for considering our team for your sports lighting needs. Please contact me with any questions.

Brad Thompson

Musco Sales Representative

Musco Sports Lighting, LLC

Phone: 641.660.9554

E-mail: Brad.Thompson@musco.com

Project #214457



Quote

Date: March 2025

Ravenna High School

Sourcewell

Master Project: 199030, Contract Number: 041123-MSL, Expiration: 06/16/2027

Category: Sports lighting with related supplies and services

All purchase orders should note the following:
Sourcewell purchase – contract number: 041123-MSL

Quoted Price– Materials and Installation

Musco's Light-Structure System™ as described below and delivered to the job site:

Football Stadium - \$267,000.00

(360'x160', 30-foot candles, LSS, 25-year warranty, Lighting on home Bleachers)

ADDER: Show-Light® \$10,000.00

Sales tax, and Bonding are not included.

Pricing furnished is effective for 60 days unless otherwise noted and is considered confidential.

System Description –Factory-built, wired, aimed, and tested lighting system includes:

- Remote electrical component enclosures
- Pole length wire harnesses
- Factory-aimed and assembled luminaires
- UL listed as a complete system

Control-Link® Control and Monitoring System

- Control and monitoring cabinet
- Remote on/off control
- Monitoring with 24/7 customer support
- Onsite dimming (high/med/low)

Show-Light® Special Effects Package (ADDER)

- Touchscreen for onsite control of theatrical effects
- Pre-programmed theatrical lighting effects applied to facility lighting design
- 4 minutes of light show programming set to customer-supplied and licensed music
- Onsite dimming (high/med/low/blackout)

Environmental Light Control – control for neighbors and the environment

- Reduction of spill light and glare by 50% or more

Always Ready to Play – control assuring the results you expect

- Reduction of energy and maintenance costs by 40% up to 85% over typical 1500W HID equipment
- Product assurance and warranty program that includes materials and onsite labor, eliminating 100% of your maintenance costs for **25 years** on (4) 70' Musco poles.



Quote

Date: March 2025

Ravenna High School

Payment Terms

Musco's Credit Department will provide payment terms.

Email or fax a copy of the Purchase Order to Musco Sports Lighting, LLC: Musco's Credit Department will provide payment terms.

Musco Sports Lighting, LLC

Fax: 800-374-6402

Email: musco.contracts@musco.com

Delivery Timing

8 - 12 weeks for delivery of materials to the job site from the time of order, submittal approval, and confirmation of order details including voltage, phase, and pole locations.

Due to the built-in custom light control per luminaire, pole locations need to be confirmed prior to production. Changes to pole locations after the product is sent to production could result in additional charges.

Notes

- Shipment of the entire project together to one location
- Based on 480 Volt 3 Phase electrical system requirement (*can be changed*)
- Structural code and wind speed = 2018 IBC, 115MPH Wind Zone and exposure: C
- The owner is responsible for getting electrical power to the site, coordination with the utility, and any power company fees
- This is assuming power is adequate and readily available
- **Based on Standard soil conditions – rock, bottomless, wet or unsuitable soil may require additional engineering, special installation methods and additional cost**
- Confirmation of pole locations prior to production
- Musco is the General Contractor
- Sales representative will be present

Thank you for considering our team for your sports lighting needs. Please contact me with any questions.

Brad Thompson

Musco Sales Representative

Musco Sports Lighting, LLC

Phone: 641.660.9554

E-mail: Brad.Thompson@musco.com

Project #214457



Quote

Date: May 12th 2025

Ravenna High School

Sourcewell

Master Project: 199030, Contract Number: 041123-MSL, Expiration: 06/16/2027

Category: Sports lighting with related supplies and services

All purchase orders should note the following:
Sourcewell purchase – contract number: 041123-MSL

Quoted Price– Materials and Installation (Ensley Electric)

Musco's Light-Structure System™ as described below and delivered to the job site:

Football Stadium - \$256,500.00

(360'x160', 30-foot candles, LSS, 25-year warranty, Control-Link®, Lighting on home Bleachers, bonding)

Sales taxes are not included.

Pricing furnished is effective for 60 days unless otherwise noted and is considered confidential.

System Description –Factory-built, wired, aimed, and tested lighting system includes:

- Remote electrical component enclosures
- Pole length wire harnesses
- Factory-aimed and assembled luminaires
- UL listed as a complete system

Control-Link® control and monitoring system

- Remote on/off
- Performance monitoring with 24/7 customer support.
- Onsite dimming (high/med/low)

Environmental Light Control – control for neighbors and the environment

- Reduction of spill light and glare by 50% or more

Always Ready to Play – control assuring the results you expect

- Reduction of energy and maintenance costs by 40% up to 85% over typical 1500W HID equipment
- Product assurance and warranty program that includes materials and onsite labor, eliminating 100% of your maintenance costs for **25 years** on (4) 70' Musco poles.



Date: May 12th 2025

Ravenna High School

Payment Terms

Musco's Credit Department will provide payment terms.

Email or fax a copy of the Purchase Order to Musco Sports Lighting, LLC: Musco's Credit Department will provide payment terms.

Musco Sports Lighting, LLC

Fax: 800-374-6402

Email: musco.contracts@musco.com

Delivery Timing

8 - 12 weeks for delivery of materials to the job site from the time of order, submittal approval, and confirmation of order details including voltage, phase, and pole locations.

Due to the built-in custom light control per luminaire, pole locations need to be confirmed prior to production. Changes to pole locations after the product is sent to production could result in additional charges.

Notes

- Shipment of the entire project together to one location
- Based on 208 Volt 3 Phase electrical system requirement (*can be changed*)
- Structural code and wind speed = 2018 IBC, 115MPH Wind Zone and exposure: C
- The owner is responsible for getting electrical power to the site, coordination with the utility, and any power company fees
- This is assuming power is adequate and readily available
- **Based on Standard soil conditions – rock, bottomless, wet or unsuitable soil may require additional engineering, special installation methods and additional cost**
- Confirmation of pole locations prior to production

Thank you for considering our team for your sports lighting needs. Please contact me with any questions.

Brad Thompson

Musco Sales Representative

Musco Sports Lighting, LLC

Phone: 641.660.9554

E-mail: Brad.Thompson@musco.com

Project #214457



\$2,025,000

Buffalo County SD 0069 (Ravenna Public Schools)

Lease Purchase

Series 2025

Sources & Uses

Dated 06/15/2025 | Delivered 06/15/2025

Sources Of Funds

Par Amount of Bonds	\$2,025,000.00
Total Sources	\$2,025,000.00

Uses Of Funds

Costs of Issuance	24,300.00
Deposit to Project Construction Fund	2,000,000.00
Rounding Amount	700.00
Total Uses	\$2,025,000.00



Tobin Buchanan
 Managing Director | Public Finance
 Direct: (308) 234-7211 | TF: (800) 851-2920
 Email: tbuchanan@fnni.com

\$2,025,000

Buffalo County SD 0069 (Ravenna Public Schools)
Lease Purchase
Series 2025

Pricing Summary

Maturity	Type of Bond	Coupon	Yield	Maturity Value	Price	Dollar Price
06/15/2032	Term 1 Coupon	4.950%	4.950%	2,025,000.00	100.000%	2,025,000.00
Total	-	-	-	\$2,025,000.00	-	\$2,025,000.00

Bid Information

Par Amount of Bonds	\$2,025,000.00
Gross Production	\$2,025,000.00
Bid (100.000%)	2,025,000.00
Total Purchase Price	\$2,025,000.00
Bond Year Dollars	\$8,490.00
Average Life	4.193 Years
Average Coupon	4.9500000%
Net Interest Cost (NIC)	4.9500000%
True Interest Cost (TIC)	4.9500000%



Tobin Buchanan
 Managing Director | Public Finance
 Direct: (308) 234-7211 | TF: (800) 851-2920
 Email: tbuchanan@fnni.com

\$2,025,000

Buffalo County SD 0069 (Ravenna Public Schools)

Lease Purchase

Series 2025

Debt Service Schedule

Date	Principal	Coupon	Interest	Total P+I
06/15/2025	-	-	-	-
06/15/2026	250,000.00	4.950%	100,237.50	350,237.50
06/15/2027	260,000.00	4.950%	87,862.50	347,862.50
06/15/2028	275,000.00	4.950%	74,992.50	349,992.50
06/15/2029	290,000.00	4.950%	61,380.00	351,380.00
06/15/2030	300,000.00	4.950%	47,025.00	347,025.00
06/15/2031	315,000.00	4.950%	32,175.00	347,175.00
06/15/2032	335,000.00	4.950%	16,582.50	351,582.50
Total	\$2,025,000.00	-	\$420,255.00	\$2,445,255.00

Yield Statistics

Bond Year Dollars	\$8,490.00
Average Life	4.193 Years
Average Coupon	4.950000%
Net Interest Cost (NIC)	4.950000%
True Interest Cost (TIC)	4.950000%
Bond Yield for Arbitrage Purposes	4.950000%
All Inclusive Cost (AIC)	5.2801691%

IRS Form 8038

Net Interest Cost	4.950000%
Weighted Average Maturity	4.193 Years

**Tobin Buchanan**

Managing Director | Public Finance
 Direct: (308) 234-7211 | TF: (800) 851-2920
 Email: tbuchanan@fnni.com

\$2,025,000

Buffalo County SD 0069 (Ravenna Public Schools)
 Lease Purchase
 Series 2025

Debt Service Schedule

Date	Principal	Coupon	Interest	Total P+I
06/15/2025	-	-	-	-
12/15/2025	-	-	50,118.75	50,118.75
06/15/2026	250,000.00	4.950%	50,118.75	300,118.75
12/15/2026	-	-	43,931.25	43,931.25
06/15/2027	260,000.00	4.950%	43,931.25	303,931.25
12/15/2027	-	-	37,496.25	37,496.25
06/15/2028	275,000.00	4.950%	37,496.25	312,496.25
12/15/2028	-	-	30,690.00	30,690.00
06/15/2029	290,000.00	4.950%	30,690.00	320,690.00
12/15/2029	-	-	23,512.50	23,512.50
06/15/2030	300,000.00	4.950%	23,512.50	323,512.50
12/15/2030	-	-	16,087.50	16,087.50
06/15/2031	315,000.00	4.950%	16,087.50	331,087.50
12/15/2031	-	-	8,291.25	8,291.25
06/15/2032	335,000.00	4.950%	8,291.25	343,291.25
Total	\$2,025,000.00	-	\$420,255.00	\$2,445,255.00

Yield Statistics

Bond Year Dollars	\$8,490.00
Average Life	4.193 Years
Average Coupon	4.9500000%
Net Interest Cost (NIC)	4.9500000%
True Interest Cost (TIC)	4.9500000%
Bond Yield for Arbitrage Purposes	4.9500000%
All Inclusive Cost (AIC)	5.2801691%

IRS Form 8038

Net Interest Cost	4.9500000%
Weighted Average Maturity	4.193 Years



Tobin Buchanan
 Managing Director | Public Finance
 Direct: (308) 234-7211 | TF: (800) 851-2920
 Email: tbuchanan@fnni.com

\$2,025,000

Buffalo County SD 0069 (Ravenna Public Schools)
 Lease Purchase
 Series 2025

Tax Levy Impact

Tax Year	Proposed Bonds	= Total Net P+I	/ TOTAL EAV (000)	= Tax Rate
06/15/2025	-	-	825,454.37	-
06/15/2026	350,237.50	350,237.50	825,454.37	0.0424297x
06/15/2027	347,862.50	347,862.50	825,454.37	0.0421419x
06/15/2028	349,992.50	349,992.50	825,454.37	0.0424000x
06/15/2029	351,380.00	351,380.00	825,454.37	0.0425681x
06/15/2030	347,025.00	347,025.00	825,454.37	0.0420405x
06/15/2031	347,175.00	347,175.00	825,454.37	0.0420587x
06/15/2032	351,582.50	351,582.50	825,454.37	0.0425926x
Total	\$2,445,255.00	\$2,445,255.00	-	-

Tax Levy Model Parameters

Tax Rate Denominator [\$1,000 for Mills]	100.00
Average Property Value to use for homeowner cost	100,000.00
Initial Equalized Assessed Valuation ("EAV")	825,454,373.00
Frequency of compounding for EAV growth	1 Per Year
Rate of EAV growth	-
% of Tax Levy collected in current fiscal year	100.000%
% of Debt Service that must be covered by tax levy	100.000%



Tobin Buchanan
 Managing Director | Public Finance
 Direct: (308) 234-7211 | TF: (800) 851-2920
 Email: tbuchanan@fnni.com

\$2,025,000

Buffalo County SD 0069 (Ravenna Public Schools)
Lease Purchase
Series 2025

Detail Costs Of Issuance

Dated 06/15/2025 | Delivered 06/15/2025

COSTS OF ISSUANCE DETAIL

Financial Advisor	\$14,175.00
Bond Counsel	\$10,125.00
TOTAL	\$24,300.00



Tobin Buchanan
 Managing Director | Public Finance
 Direct: (308) 234-7211 | TF: (800) 851-2920
 Email: tbuchanan@fnni.com

LEVY								
% Incr.	YEAR	VALUATIONS	GENERAL	BOND	BUILDIN G	QCPUF	TOTAL	Gen & Bld
8.22%	2015-2016	\$621,362,235	\$0.8419	\$0.0038	\$0.0359	\$0.0165	\$0.9000	\$0.8778
11.66%	2016-2017	\$672,634,115	\$0.8265	\$0.0025	\$0.0186	\$0.8656	\$0.8490	\$0.8257
1.28%	2017-2018	\$750,400,440	\$0.7409	\$0.0000	\$0.0202	\$0.0135	\$0.7745	\$0.7611
-3.30%	2018-2019	\$759,850,666	\$0.6647	\$0.0000	\$0.0665	\$0.0153	\$0.7465	\$0.7311
-5.62%	2019-2020	\$734,766,670	\$0.6873	\$0.0000	\$0.0687	\$0.0158	\$0.7718	\$0.7560
-9.47%	2020-2021	\$693,479,459	\$0.6957	\$0.0000	\$0.0252	\$0.0000	\$0.7209	\$0.7209
18.01%	2021-2022	\$627,811,680	\$0.7410000	\$0.0000000	\$0.0556	\$0.0000	\$0.7966	\$0.7966
6.18%	2022-2023	\$740,888,644	\$0.7000	\$0.0000	\$0.0899	\$0.0000	\$0.7899	\$0.7899
4.93%	2023-2024	\$786,660,820	\$0.6403000	\$0.0000	\$0.0845	\$0.0000	\$0.7248	\$0.7248
6.00%	2024-2025	\$825,454,373	\$0.5439	\$0.0000000	\$0.1377000	\$0.0295	\$0.7111	\$0.6816
5.00%	2025-2026	\$874,981,635	\$0.6300	\$0.00000	\$0.0000	\$0.0000	\$0.6880	\$0.6300
5.00%	2026-2027	\$918,730,716	\$0.7150	\$0.0580	\$0.0250	\$0.0000	\$0.7980	\$0.7400
5.00%	2027-2028	\$964,667,252	\$0.7050	\$0.0580	\$0.0250	\$0.0000	\$0.7880	\$0.7300
5.00%	2028-2029	\$1,012,900,615	\$0.6900	\$0.0580	\$0.0250	\$0.0000	\$0.7730	\$0.7150
5.00%	2029-2030	\$1,063,545,645	\$0.6700	\$0.0580	\$0.0250	\$0.0000	\$0.7530	\$0.6950

TOTAL TAX REQUEST									
YEAR	General Fund	Bond Fund	Bldg Fund	QCPUF	Total	General & Building Fund Tax	LB 243 Limit with 3% growth	Additional with 70% approval	
2015-2016	\$5,231,087	\$20,805	\$222,976	\$114,703	\$5,589,571	\$5,589,571	\$5,589,571	\$5,589,571	
2016-2017	\$5,559,409	\$0	\$151,513	\$101,011	\$5,812,933	\$5,812,933	\$5,812,933	\$5,812,933	
2017-2018	\$5,550,507	\$0	\$505,050	\$116,538	\$5,672,095	\$5,672,095	\$5,672,095	\$5,672,095	
2018-2019	\$5,050,051	\$0	\$504,785	\$116,093	\$5,561,929	\$5,561,929	\$5,561,929	\$5,561,929	
2019-2020	\$4,824,537	\$0	\$174,757	\$0	\$4,999,293	\$4,999,293	\$4,999,293	\$4,999,293	
2020-2021	\$4,652,085	\$0	\$349,001	\$0	\$4,999,085	\$4,999,085	\$4,999,085	\$4,999,085	
2021-2022	\$5,186,221	\$0	\$666,059	\$0	\$5,852,279	\$5,852,279	\$5,852,279	\$5,852,279	
2022-2023	\$5,486,989	\$0	\$664,728	\$0	\$6,151,717	\$6,151,717	\$6,151,717	\$6,151,717	
2023-2024	\$4,486,646	\$0	\$1,136,651	\$243,509	\$5,866,806	\$5,866,806	\$5,866,806	\$5,866,806	
2024-2025	\$5,512,384	\$400,876	\$0	\$0	\$5,913,260	\$5,512,384	\$5,512,384	\$5,512,384	
2025-2026	\$6,588,925	\$400,876	\$229,683	\$0	\$7,199,283	\$6,798,607	\$6,839,902	\$7,402,711	
2026-2027	\$6,900,904	\$400,876	\$241,167	\$0	\$7,442,747	\$7,042,071	\$7,045,100	\$7,624,792	
2027-2028	\$6,989,014	\$400,876	\$253,225	\$0	\$7,442,915	\$7,242,239	\$7,256,453	\$7,853,536	
2028-2029	\$7,125,756	\$400,876	\$285,886	\$0	\$7,792,318	\$7,391,642	\$7,474,146	\$8,089,142	
2029-2030	\$7,125,756	\$400,876	\$285,886	\$0	\$7,792,318	\$7,391,642	\$7,474,146	\$8,089,142	

TOTAL RECEIPTS BY PROGRAM									
YEAR	Taxes	Local	State Aid	SPED	Other State	Total State	Federal	Other	Total Rec
2015	\$4,726,588	\$5,122,960	\$80,128	\$404,396	\$42,880	\$981,127	\$317,411	\$27,374	\$6,492,352
2016	\$4,989,681	\$5,389,250	\$0	\$518,185	\$35,823	\$1,052,105	\$201,884	\$49,833	\$6,728,695
2017	\$5,222,795	\$5,675,552	\$36,341	\$555,413	\$38,112	\$1,196,195	\$337,688	\$11,303	\$7,218,850
2018	\$4,610,010	\$5,049,058	\$32,358	\$561,841	\$40,001	\$1,180,275	\$185,185	\$13,699	\$6,468,218
2019	\$4,492,310	\$4,922,650	\$112,231	\$568,458	\$449,852	\$1,130,541	\$173,001	\$252,851	\$6,479,043
2020	\$4,733,793	\$5,163,672	\$37,130	\$564,937	\$582,093	\$1,184,160	\$256,030	\$43,208	\$6,647,070
2021	\$4,343,986	\$4,781,564	\$37,854	\$502,461	\$564,111	\$1,104,426	\$332,506	\$17,356	\$6,295,852
2022	\$4,913,053	\$5,383,476	\$38,332	\$497,539	\$572,573	\$1,108,44	\$363,695	\$113,245	\$6,968,860
2023	\$4,467,969	\$4,945,053	\$608,162	\$959,609	\$622,739	\$0	\$558,939	\$17,937	\$7,806,439
2024	\$4,040,682	\$4,440,682	\$591,978	0	\$566,274	0	\$317,410	\$95,383	\$7,078,860
2025	\$4,961,146	\$5,361,146	\$610,226	\$1,000,000	\$589,558	\$2,199,78	\$325,000	\$80,226	\$7,966,156
2026	\$5,912,032	\$6,312,032	\$600,000	\$1,000,000	\$591,051	\$2,191,05	\$325,000	\$87,629	\$8,915,712
2027	\$6,120,814	\$6,520,814	\$600,000	\$1,000,000	\$596,439	\$2,196,43	\$325,000	\$89,884	\$9,131,937
2028	\$6,260,113	\$6,660,113	\$600,000	\$1,000,000	\$601,212	\$2,201,21	\$325,000	\$84,972	\$9,301,297
2029	\$6,413,180	\$6,813,180	\$600,000	0	\$598,907	0	\$325,000	\$87,579	\$9,414,666

Receipts/Expenses and Difference				
YEAR	Total Exp	Difference	Exp Inc	Rec Inc
2015-2016	\$5,762,025	\$729,727	-\$106,053	\$107,956
2016-2017	\$5,875,531	\$853,164	\$112,906	\$236,343
2017-2018	\$6,082,808	\$1,138,042	\$207,277	\$490,155
2018-2019	\$6,391,389	\$76,829	\$308,581	\$750,632
2019-2020	\$6,738,992	-\$259,949	\$347,603	\$100,825
2020-2021	\$6,648,676	-\$1,606	\$30,316	\$168,027
2021-2022	\$7,162,746	-\$866,894	\$514,070	-\$351,218
2022-2023	\$7,393,636	-\$424,776	\$230,890	\$673,008
2023-2024	\$7,821,486	-\$15,047	\$427,850	\$837,579
2024-2025	\$8,047,736	-\$968,876	\$226,250	\$727,579
2025-2026	\$8,431,884	-\$465,729	\$384,148	\$887,295
2026-2027	\$8,684,841	\$230,871	\$252,957	\$949,557
2027-2028	\$8,945,386	\$186,550	\$260,545	\$2,16,224
2028-2029	\$9,213,748	\$87,549	\$268,362	\$169,360
2029-2030	\$9,490,160	-\$75,495	\$276,412	\$113,369

Cash Balance in GF, Depreciation, Special Building, &						
YEAR	Gen Fund	Goal	Depreciation Fund	Special Building Fund	Employee Benefit	QCPUF
2015-2016	\$2,847,598	\$1,440,656	\$61,374	\$358,442	\$14,772	\$0
2016-2017	\$3,700,672	\$1,468,883	\$6,733	\$314,893	\$14,794	\$0
2017-2018	\$4,836,714	\$1,520,702	\$16,439	\$179,580	\$17,822	\$0
2018-2019	\$4,913,543	\$1,597,847	\$154,111	\$490,458	\$14,732	\$0
2019-2020	\$3,638,706	\$1,684,748	\$190,678	\$682,059	\$114,763	\$0
2020-2021	\$3,412,619	\$1,662,169	\$208,132	\$700,589	\$115,325	\$0
2021-2022	\$3,562,304	\$1,790,687	\$223,535	\$1,040,951	\$115,709	\$0
2022-2023	\$2,964,738	\$1,848,409	\$469,112	\$1,435,628	\$116,868	\$0
2023-2024	\$2,165,860	\$1,955,372	\$457,576	\$1,760,261	\$219,709	\$0
2024-2025	\$2,267,896	\$2,011,934	\$649,929	\$1,605,117	\$224,501	\$0
2025-2026	\$1,299,020	\$2,107,971	\$373,500	\$7,600,000	\$241,260	\$0
2026-2027	\$833,291	\$2,171,210	\$373,500	\$2,000,000	\$0	\$0
2027-2028	\$1,064,163	\$2,236,347	\$373,500	\$1,700,000	\$0	\$0
2028-2029	\$1,280,713	\$2,303,437	\$373,500	\$1,400,000	\$0	\$0
2029-2030	\$1,338,262	\$2,372,540	\$373,500	\$1,100,000	\$0	\$0

*Total Accessible Reserve - Interfund Goal

\$3,302,096 | \$1,440,656

\$4,037,092 | \$1,468,883

\$5,050,565 | \$1,520,702

\$5,572,844 | \$1,597,847

\$4,626,206 | \$1,684,748

\$4,436,665 | \$1,662,169

\$4,942,499 | \$1,790,687

\$4,986,346 | \$1,848,409

\$4,603,406 | \$1,955,372

\$4,747,443 | \$2,011,934

\$3,206,791 | \$2,171,210

\$3,137,663 | \$2,236,347

\$3,024,213 | \$2,303,437

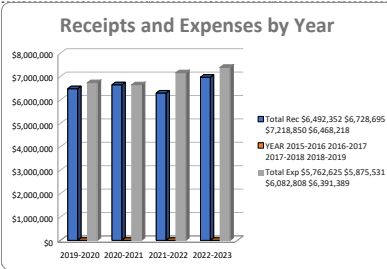
\$2,811,762 | \$2,372,540

borrow from Special Building Fund & QCPUF Fund through "interfund loan," but must pay.

EXPENSES										
Year	Payroll	FICA	Retiremen	Insurance	Payroll	Bills	Total Exp	Bills Incr	Payroll Inc	Payroll %
2017	\$0	\$0	\$0	\$0	\$0	\$0	\$0	\$0	\$0	0.00%
2018	\$0	\$0	\$0	\$0	\$0	\$0	\$0	\$0	\$0	0.00%
2019	\$0	\$0	\$0	\$0	\$0	\$0	\$0	\$0	\$0	0.00%
2020	\$3,947,289	\$301,968	\$362,544	\$789,458	\$399,159	\$1,247,41	\$6,492,352	\$317,411	\$2,191,05	81.24%
2021	\$3,991,946	\$305,384	\$370,861	\$798,369	\$406,159	\$1,686,16	\$6,728,695	\$201,884	\$219,643	76.32%
2022	\$4,073,609	\$311,631	\$379,788	\$814,722	\$428,202	\$1,813,88	\$6,968,860	\$363,695	\$317,356	75.47%
2023	\$4,115,272	\$314,818	\$384,805	\$905,360	\$462,187	\$1,841,45	\$7,806,439	\$558,939	\$487,579	73.14%
2024	\$4,274,945	\$327,033	\$428,502	\$854,989	\$496,197	\$1,887,73	\$7,078,860	\$317,410	\$219,643	73.11%
2025	\$4,475,439	\$342,371	\$446,505	\$895,088	\$557,151	\$2,272,48	\$8,915,712	\$325,000	\$219,643	73.05%
2026	\$4,609,703	\$352,642	\$459,900	\$921,941	\$614,111	\$2,340,65	\$9,131,937	\$325,000	\$219,643	73.05%
2027	\$4,747,994	\$363,222	\$473,697	\$949,599	\$682,093	\$2,410,87	\$9,301,297	\$325,000	\$219,643	73.05%
2028	\$4,890,434	\$374,118	\$487,908	\$978,087	\$764,111	\$2,483,20	\$9,414,666	\$325,000	\$219,643	73.05%
2029	\$5,037,147	\$385,342	\$502,545	\$1,012,212	\$849,051	\$2,613,15	\$9,490,160	\$325,000	\$219,643	73.05%

Percent of total receipts by program					
YEAR	Taxes	Total Local	State	Federal	Other
2019	69.34%	75.96%	1.73%	8.77%	6.94%
2020	71.22%	77.68%	0.56%	8.50%	8.76%
2021	69.00%	75.95%	0.60%	7.98%	8.96%
2022	70.50%	77.25%	0.55%	7.14%	8.22%
2023	57.23%	63.35%	7.79%	12.29%	8.49%
2024	57.08%	62.73%	8.36%	15.07%	8.00%
2025	62.28%	67.30%	7.66%	12.55%	7.40%
2026	66.31%	70.80%	6.73%	11.22%	6.63%
2028	67.03%	71.41%	6.57%	10.95%	6.53%

Percent of Tax Receipts			
Year	Received	Request	%
2017-2018	\$5,222,795	\$5,559,409	93.95%
2018-2019	\$4,610,010	\$5,050,507	91.28%
2019-2020	\$4,492,310	\$5,050,051	88.96%
2020-2021	\$4,733,793	\$4,824,537	98.12%



2021-2022	\$4,343,986	\$4,652,085	93.38%
2022-2023	\$4,913,053	\$5,186,221	94.73%
2023-2024	\$4,467,969	\$5,036,989	88.70%
2024-2025	\$4,040,682	\$4,489,646	90.00%
2025-2026	\$4,961,146	\$5,512,364	90.00%
2026-2027	\$5,912,032	\$6,568,925	90.00%
2027-2028	\$6,120,614	\$6,800,904	90.00%
		Average	92.78%

Chart at the bottom: add the payroll from excel wksht. be sure to add an index number. project 4% payroll 3% bills. be sure to add state aid calc also. Dist 62-0021

	Receipt Totals	MONTHLY EXPENSES		Expense Totals	Revenue/Exp. Difference	EXPENSES running total	Receipts		Running Balance
		Payroll	Bill Roster				Running	Balance	
September									Beg Cash
2019				\$0	\$0	\$0	\$0	\$3,638,706	\$3,638,706
2020				\$0	\$0	\$0	\$0	\$3,412,619	\$3,412,619
2021				\$0	\$0	\$0	\$0	\$3,562,304	\$3,562,304
2022				\$0	\$0	\$0	\$0	\$2,964,738	\$2,964,738
2023				\$596,926	(\$596,926)	\$596,926	\$0	\$1,561,134	\$2,165,860
2024				\$0	\$0	\$0	\$0	\$2,267,896	\$2,267,896
October									
2019				\$0	\$0	\$0	\$0	\$3,638,706	
2020				\$0	\$0	\$0	\$0	\$3,412,619	
2021				\$0	\$0	\$0	\$0	\$3,562,304	
2022				\$0	\$0	\$0	\$0	\$2,964,738	
2023				\$511,908	(\$511,908)	\$1,108,834	\$0	\$1,049,226	
2024				\$0	\$0	\$0	\$0	\$2,267,896	
November									
2019				\$0	\$0	\$0	\$0	\$3,638,706	
2020				\$0	\$0	\$0	\$0	\$3,412,619	
2021				\$0	\$0	\$0	\$0	\$3,562,304	
2022				\$0	\$0	\$0	\$0	\$2,964,738	
2023				\$510,266	(\$510,266)	\$1,619,100	\$0	\$538,960	
2024				\$0	\$0	\$0	\$0	\$2,267,896	
December									
2019				\$0	\$0	\$0	\$0	\$3,638,706	
2020				\$0	\$0	\$0	\$0	\$3,412,619	
2021				\$0	\$0	\$0	\$0	\$3,562,304	
2022				\$0	\$0	\$0	\$0	\$2,964,738	
2023				\$533,113	(\$533,113)	\$2,152,213	\$0	\$5,847	
2024				\$0	\$0	\$0	\$0	\$2,267,896	
January									
2020				\$0	\$0	\$0	\$0	\$3,638,706	#####
2021				\$0	\$0	\$0	\$0	\$3,412,619	#####
2022				\$0	\$0	\$0	\$0	\$3,562,304	#####
2023				\$0	\$0	\$0	\$0	\$2,964,738	
2024				\$542,245	(\$542,245)	\$2,694,458	\$0	(\$536,398)	
2025				\$0	\$0	\$0	\$0	\$2,267,896	
February									
2020				\$0	\$0	\$0	\$0	\$3,638,706	
2021				\$0	\$0	\$0	\$0	\$3,412,619	
2022				\$0	\$0	\$0	\$0	\$3,562,304	
2023				\$0	\$0	\$0	\$0	\$2,964,738	
2024				\$624,355	(\$624,355)	\$3,318,813	\$0	(\$1,160,753)	
2025				\$0	\$0	\$0	\$0	\$2,267,896	
March									
2021				\$0	\$0	\$0	\$0	\$3,638,706	
2022				\$0	\$0	\$0	\$0	\$3,412,619	
2023				\$0	\$0	\$0	\$0	\$3,562,304	
2024				\$542,544	(\$542,544)	\$3,861,357	\$0	(\$1,703,297)	
2025				\$0	\$0	\$0	\$0	\$2,267,896	
April									
2020				\$0	\$0	\$0	\$0	\$3,638,706	
2021				\$0	\$0	\$0	\$0	\$3,412,619	
2022				\$0	\$0	\$0	\$0	\$3,562,304	
2023				\$0	\$0	\$0	\$0	\$2,964,738	
2024				\$516,154	(\$516,154)	\$4,377,511	\$0	(\$2,219,451)	
2025				\$0	\$0	\$0	\$0	\$2,267,896	
May									
2020				\$0	\$0	\$0	\$0	\$3,638,706	
2021				\$0	\$0	\$0	\$0	\$3,412,619	
2022				\$0	\$0	\$0	\$0	\$3,562,304	
2023				\$0	\$0	\$0	\$0	\$2,964,738	
2024				\$699,474	(\$699,474)	\$5,076,985	\$0	(\$2,918,925)	5779198
2025				\$0	\$0	\$0	\$0	\$2,267,896	
June									
2020				\$0	\$0	\$0	\$0	\$3,638,706	
2021				\$0	\$0	\$0	\$0	\$3,412,619	
2022				\$0	\$0	\$0	\$0	\$3,562,304	
2023				\$0	\$0	\$0	\$0	\$2,964,738	
2024				\$573,943	(\$573,943)	\$5,650,928	\$0	(\$3,492,868)	
2025				\$0	\$0	\$0	\$0	\$2,267,896	
July									
2020				\$0	\$0	\$0	\$0	\$3,638,706	
2021				\$0	\$0	\$0	\$0	\$3,412,619	
2022				\$0	\$0	\$0	\$0	\$3,562,304	
2023				\$0	\$0	\$0	\$0	\$2,964,738	
2024				\$454,047	(\$454,047)	\$6,104,975	\$0	(\$3,945,919)	2024 Rec July 6596926
2025				\$0	\$0	\$0	\$0	\$2,267,896	
August									
2020				\$0	\$0	\$0	\$0	\$3,638,706	22 Rec 22 Exp
2021				\$0	\$0	\$0	\$0	\$3,412,619	
2022				\$0	\$0	\$0	\$0	\$3,562,304	\$6,295,852 \$7,162,746
2023				\$0	\$0	\$0	\$0	\$2,964,738	
2024				\$0	\$0	\$6,104,975	\$0	(\$3,945,919)	23 Rec 6315444 \$7,393,636 \$7,393,636
2025				\$0	\$0	\$0	\$0	\$2,267,896	
September									
2020				\$0	\$0	\$0	\$0	\$3,638,706	775000

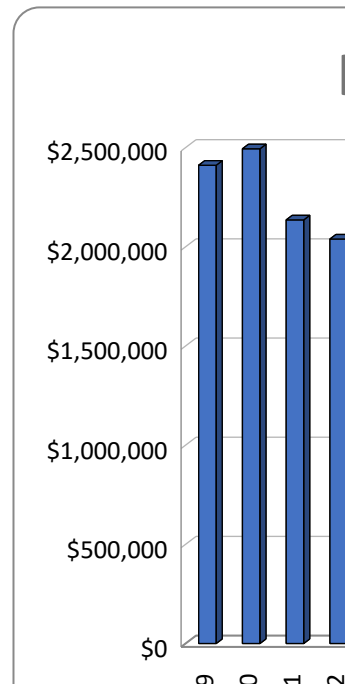
YEAR	REVENUE	PAYROLL	BILLS	TOTAL EXP	BALANCE	% PAYROLL	Payroll inc.
19-20	\$0	\$0	\$0	\$0	\$0	#DIV/0!	
Avg	\$0	\$0	\$0	\$0	\$0	#DIV/0!	
20-21	\$ -	\$0	\$0	\$0	\$0	#DIV/0!	\$0
19-20 Avg	\$ -	\$0	\$0	\$0	\$0	#DIV/0!	\$0
2022	\$ -	\$ -	\$ -	\$ -	\$0	#DIV/0!	\$0
2023	\$ -	\$ -	\$ -	\$ -	\$ (6,104,975)	#DIV/0!	\$0
2024	\$ -	\$ -	\$ -	\$ -	\$ 6,104,975	0.00%	\$0
2025 Proj	\$0	\$ -	\$ -	\$ -	\$0	#DIV/0!	\$0
2026 Proj	\$0	\$0	\$0	\$0	\$0	#DIV/0!	\$0

LEP allowance	New in 2008 Limited English Proficiency
Elementary size allow	1839.48 x No. of students in K-3 who spe
Summer school allow	.025 x summer scl stdt units, x 85% of the
Instructional Time allow	New around 2007 Eliminated after 4 year
Special Rec Allow	Special Receipts from AFR
Transportatin Allow	*Mileage for trans to/from school
Elementary site allow	*districts wih multiple elem blds and no of
Dist. Ed. allow	Distance Ed. Formula 85% times costs fo
Averaging adjustment	districts whose basic funding per fomula :
Teacher Ed Adj	For districts with large number of masters
Poverty Allow Correction	If poverty expenditures do not equal 117%
LEP correction	Same as poverty correction
Local Choice Adj	Districts below 390 stdt and funding is gre

Local Effort Rate	Adjusted valuation divided by 100 times 1
Option Funding	Net option times state average Basic Fun
Income Tax Funds	a percent calculated annually
Other Rec	Other receipts from AFR
Min Levy Adj	district under .95. subtract the system lev
Retirement Aid	
Formula Resources	

Equalization Aid	
Option Funding	
Income Tax Funds	
Non Equal. Min Levy adj	
Need Stabilization	Keeps the formula need between 100% and 112% of th
Retirement Aid	
Reorganization Incentive	
State Aid Calculated	
Prior year deficiencies	
Prior year Correction	

high and low x form sts)



2008-09
2009-10
2010-11
2011-12

and 50% in rooms over 10 under 20
 e stae avg gen. fund exp /form stdt (\$7,817)
 's

2009-10
2010-11
2011-12
2012-13

ther elem within 7 miles
 or telecom service
 stdt is less than the state avg (approx 7500)
 s level teachers-Eliminated
 % of allowance for the year

2013-14
2014-15
2015-16
2016-17
2017-18
2018-19

eater than basic funding per formula student

2019-20
2020-21
2021-22

1.0203
 nding per formula student (approx 7,600)

2022-23
2023-24
2024-25

2025-26

ry from.95 REMOVED

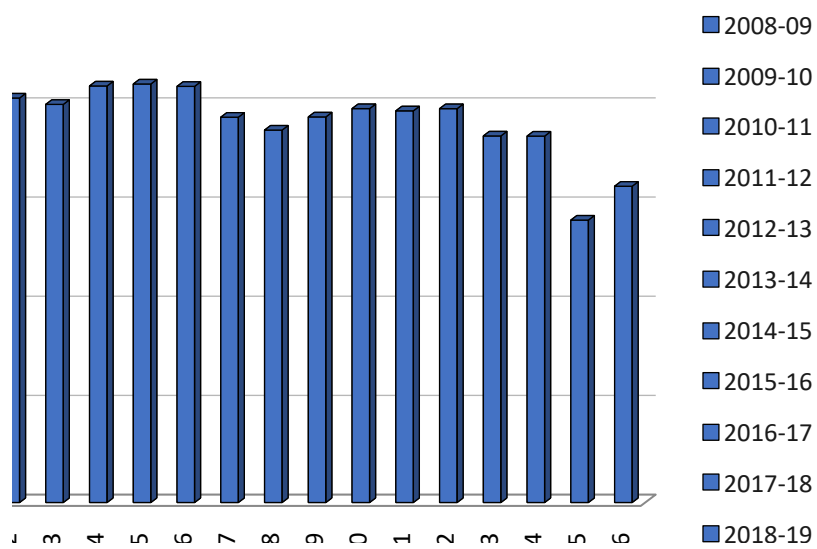
he previous years recalculated fromula need formula need, except (student growth adj is not

23-24 Enrollment for 24-25 State Aid

East Butler	290.01	#####	\$20,216.87
Palmer	290.36	#####	\$14,460.23
Walthill	291.10	#####	\$15,046.55
Fullerton	291.23	#####	\$16,216.88
Loup City	294.98	#####	\$16,786.16
Axtell	296.84	#####	\$16,019.75
Central Valley	298.24	#####	\$22,892.02

Creighton	298.41	#####	\$15,369.77
Neligh	308.19	#####	\$17,396.11
Boyd Co	308.33	#####	\$16,194.28
BAYARD	308.39	#####	\$16,911.99
Heartland	309.84	#####	\$16,797.16
Pleasanton	311.72	#####	\$11,900.33
Elm Creek	318.36	#####	\$14,691.77
Johnson Brock	329.45	#####	\$12,867.24
Plainview	338.85	#####	\$15,187.81
Amherst	352.67	#####	\$14,332.69
Cross Co	353.16	#####	\$17,049.61
Southern	354.87	#####	\$12,832.60
Ainsworth	358.87	#####	\$20,477.00
Laurel	362.27	#####	\$21,509.72
		#####	

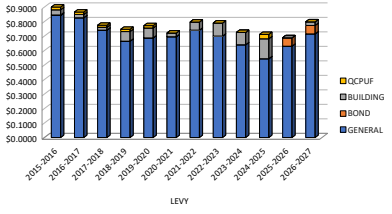
Historical State Aid



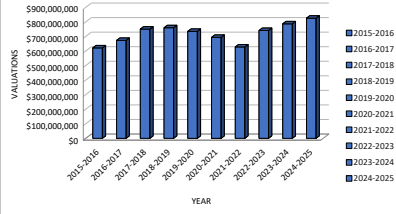
2012-13	2013-14	2014-15	2015-16	2016-17	2017-18	2018-19	2019-20	2020-21	2021-22	2022-23	2023-24	2024-25	2025-26
\$2,494,096							#####						
\$2,135,599							#####						
\$2,039,213							#####						
\$2,007,080							#####						
\$2,099,946							#####						
\$2,109,919							#####						
\$2,097,895							#####						
\$1,942,483							#####						
\$1,877,561							#####						
\$1,943,838							#####						
\$1,985,757							#####						
\$1,974,495							#####						
\$1,985,560							#####						
\$1,847,935							#####						
\$1,847,221					309		#####						
\$1,423,776					309		#####						
\$1,594,384													

dec.)

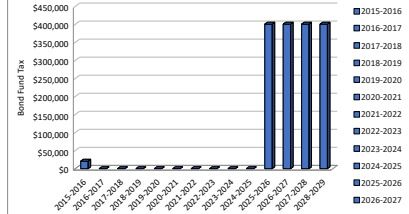
Tax Levy



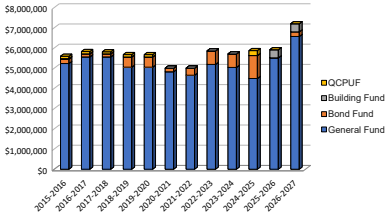
VALUATIONS



Bond Fund Tax Request



Total Tax Request



HS	67,925
Elem	34,064
Total Sq Ft.	101,989

LB 583										
GENERAL FUND AND BUILDING FUND TAX					STATE AID					
	Tax	Building Fund Tax	Tax	23-24 Max	Difference	22-23 State Aid	Aid	Change	increase	vote
Waverly					\$0			\$0	\$0	

<u>Taxes</u>	<u>Sept</u>	<u>Oct</u>	<u>Nov</u>	Dec	Jan	Feb
Lancaster Co						
Other Co						
Total	<u>\$0.00</u>	<u>\$0.00</u>	<u>\$0.00</u>	<u>\$0.00</u>	<u>\$0.00</u>	<u>\$0.00</u>
	<u>\$0.00</u>					

<u>Date</u>	<u>Total of Other</u>	<u>State Aid</u>	<u>Taxes 1110</u>	Carline 1115	Public Pwr Tx 1120	Motor Veh. 1125
Sept	\$0.00		\$0.00			
Oct	\$0.00		\$0.00			
Nov	\$0.00		\$0.00			
Dec	\$0.00		\$0.00			
Jan	\$0.00		\$0.00			
Feb	\$0.00		\$0.00			
March	\$0.00		\$0.00			
Apr	\$0.00		\$0.00			
May	\$0.00		\$0.00			
June	\$0.00		\$0.00			
July	\$0.00	\$0.00	\$0.00			
Aug	\$0.00	\$0.00	\$0.00			
Month Total	\$0.00	\$0.00	\$0.00	\$0.00	\$0.00	\$0.00
Budget	#####	322,621	8,237,500	\$70,000.00	\$0.00	\$460,000.00
Difference	-\$10,860,121	-\$322,621	-\$8,237,500	-\$70,000	\$0	-\$460,000
Amt off						

22-23 Tax
22-23 Rec

<u>Taxes</u>	<u>Sept</u>	<u>Oct</u>	<u>Nov</u>	Dec	Jan	Feb
Keith County						
Perkins						
Total	<u>\$0.00</u>	<u>\$0.00</u>	<u>\$0.00</u>	<u>\$0.00</u>	<u>\$0.00</u>	<u>\$0.00</u>
	<u>\$0.00</u>					

<u>Date</u>	<u>Total of Other</u>	<u>State Aid</u>	<u>Taxes 1110</u>	Carline 1115	Public Pwr Tx 1120	Motor Veh. 1125
Sept. 2014	\$123,252.00	\$32,262.00	#####	\$14,788.00		\$40,518.00
Oct. 2014	\$77,667.00	\$32,262.00	\$393,842.00			\$39,718.00
Nov. 2014	\$99,123.00	\$32,262.00	100,547.00			\$53,256.00
Dec. 2014	\$183,382.00	\$32,262.00	\$33,228.00			\$33,031.00
Jan. 2015	\$216,521.00	\$32,262.00	\$894,800.00			\$52,664.00
Feb. 2014	\$494,082.00	\$32,262.00	\$343,506.00	\$0.00		\$73,446.00
March. 2013	\$331,144.00	\$32,262.00	\$130,848.00			\$42,039.00
Apr. 2013	\$619,465.00	\$32,262.00	\$252,292.00			\$44,111.00
May. 2013	\$463,633.00	\$32,262.00	2,782,047.00	\$47,019.00		\$40,322.00
June. 2012	\$290,873.00	\$32,262.00	\$414,471.00			\$40,753.00
July. 2012	\$108,436.00	\$0.00	\$57,690.00			\$44,313.00
Aug. 2012	\$138,970.00	\$0.00	\$97,867.00			\$42,084.00
14-15 Month	#####	\$322,620.00	\$7,697,869	\$61,807.00	\$0.00	\$546,255.00
14-15	#####	322,621	8,237,500	\$70,000.00	\$0.00	\$460,000.00
Difference	\$262,949	-\$1	-\$539,631	-\$8,193	\$0	\$86,255
Amt off						

<u>Taxes</u>	<u>Sept</u>	<u>Oct</u>	<u>Nov</u>	Dec	Jan	Feb
Keith County						
Perkins						
Total	<u>\$0.00</u>	<u>\$0.00</u>	<u>\$0.00</u>	<u>\$0.00</u>	<u>\$0.00</u>	<u>\$0.00</u>
	<u>\$0.00</u>					

Date	Total of Other	State Aid	Taxes 1110	Carline 1115	Public Pwr Tx 1120	Motor Veh. 1125
Sept. 2014	\$123,252.00	\$32,262.00	#####	\$14,788.00		\$40,518.00
Oct. 2014	\$77,667.00	\$32,262.00	\$393,842.00			\$39,718.00
Nov. 2014	\$99,123.00	\$32,262.00	100,547.00			\$53,256.00
Dec. 2014	\$183,382.00	\$32,262.00	\$33,228.00			\$33,031.00
Jan. 2015	\$216,521.00	\$32,262.00	\$894,800.00			\$52,664.00
Feb. 2014	\$494,082.00	\$32,262.00	\$343,506.00	\$0.00		\$73,446.00
March. 2013	\$331,144.00	\$32,262.00	\$130,848.00			\$42,039.00
Apr. 2013	\$619,465.00	\$32,262.00	\$252,292.00			\$44,111.00
May. 2013	\$463,633.00	\$32,262.00	2,782,047.00	\$47,019.00		\$40,322.00
June. 2012	\$290,873.00	\$32,262.00	\$414,471.00			\$40,753.00
July. 2012	\$108,436.00	\$0.00	\$57,690.00			\$44,313.00
Aug. 2012	\$138,970.00	\$0.00	\$97,867.00			\$42,084.00
14-15 Month	#####	\$322,620.00	\$7,697,869	\$61,807.00	\$0.00	\$546,255.00
14-15	#####	322,621	8,237,500	\$70,000.00	\$0.00	\$460,000.00

Difference	\$262,949	-\$1	-\$539,631	-\$8,193	\$0	\$86,255
Amt off						

<u>Taxes</u>	<u>Sept</u>	<u>Oct</u>	<u>Nov</u>	Dec	Jan	Feb
Keith County						
Perkins						
Total	<u>\$0.00</u>	<u>\$0.00</u>	<u>\$0.00</u>	<u>\$0.00</u>	<u>\$0.00</u>	<u>\$0.00</u>
	<u>\$0.00</u>					

Date	Total of Other	State Aid	Taxes 1110	Carline 1115	Public Pwr Tx 1120	Motor Veh. 1125
Sept. 2014	\$123,252.00	\$32,262.00	#####	\$14,788.00		\$40,518.00
Oct. 2014	\$77,667.00	\$32,262.00	\$393,842.00			\$39,718.00
Nov. 2014	\$99,123.00	\$32,262.00	100,547.00			\$53,256.00
Dec. 2014	\$183,382.00	\$32,262.00	\$33,228.00			\$33,031.00
Jan. 2015	\$216,521.00	\$32,262.00	\$894,800.00			\$52,664.00

Feb. 2014	\$494,082.00	\$32,262.00	\$343,506.00	\$0.00		\$73,446.00
March. 2013	\$331,144.00	\$32,262.00	\$130,848.00			\$42,039.00
Apr. 2013	\$619,465.00	\$32,262.00	\$252,292.00			\$44,111.00
May. 2013	\$463,633.00	\$32,262.00	2,782,047.00	\$47,019.00		\$40,322.00
June. 2012	\$290,873.00	\$32,262.00	\$414,471.00			\$40,753.00
July. 2012	\$108,436.00	\$0.00	\$57,690.00			\$44,313.00
Aug. 2012	\$138,970.00	\$0.00	\$97,867.00			\$42,084.00
14-15 Month	#####	\$322,620.00	\$7,697,869	\$61,807.00	\$0.00	\$546,255.00
14-15	#####	322,621	8,237,500	\$70,000.00	\$0.00	\$460,000.00
Difference	\$262,949	-\$1	-\$539,631	-\$8,193	\$0	\$86,255
Amt off						

\$0.00

Date	Total of Other	State Aid	Taxes 1110	Carline 1115	Public Pwr Tx 1120	Motor Veh. 1125
Sept. 2014	\$123,252.00	\$32,262.00	#####	\$14,788.00		\$40,518.00
Oct. 2014	\$77,667.00	\$32,262.00	\$393,842.00			\$39,718.00
Nov. 2014	\$99,123.00	\$32,262.00	100,547.00			\$53,256.00
Dec. 2014	\$183,382.00	\$32,262.00	\$33,228.00			\$33,031.00
Jan. 2015	\$216,521.00	\$32,262.00	\$894,800.00			\$52,664.00
Feb. 2014	\$494,082.00	\$32,262.00	\$343,506.00	\$0.00		\$73,446.00
March. 2013	\$331,144.00	\$32,262.00	\$130,848.00			\$42,039.00
Apr. 2013	\$619,465.00	\$32,262.00	\$252,292.00			\$44,111.00
May. 2013	\$463,633.00	\$32,262.00	2,782,047.00	\$47,019.00		\$40,322.00
June. 2012	\$290,873.00	\$32,262.00	\$414,471.00			\$40,753.00
July. 2012	\$108,436.00	\$0.00	\$57,690.00			\$44,313.00
Aug. 2012	\$138,970.00	\$0.00	\$97,867.00			\$42,084.00
14-15 Month	#####	\$322,620.00	\$7,697,869	\$61,807.00	\$0.00	\$546,255.00
14-15	#####	322,621	8,237,500	\$70,000.00	\$0.00	\$460,000.00
Difference	\$262,949	-\$1	-\$539,631	-\$8,193	\$0	\$86,255
Amt off						

<u>Taxes</u>	<u>Sept</u>	<u>Oct</u>	<u>Nov</u>	Dec	Jan	Feb
Keith County						
Perkins						
Total	<u>\$0.00</u>	<u>\$0.00</u>	<u>\$0.00</u>	<u>\$0.00</u>	<u>\$0.00</u>	<u>\$0.00</u>
	<u>\$0.00</u>					

<u>Date</u>	<u>Total of Other</u>	<u>State Aid</u>	<u>Taxes 1110</u>	Carline 1115	Public Pwr Tx 1120	Motor Veh. 1125
Sept. 2014	\$123,252.00	\$32,262.00	#####	\$14,788.00		\$40,518.00
Oct. 2014	\$77,667.00	\$32,262.00	\$393,842.00			\$39,718.00
Nov. 2014	\$99,123.00	\$32,262.00	100,547.00			\$53,256.00
Dec. 2014	\$183,382.00	\$32,262.00	\$33,228.00			\$33,031.00
Jan. 2015	\$216,521.00	\$32,262.00	\$894,800.00			\$52,664.00
Feb. 2014	\$494,082.00	\$32,262.00	\$343,506.00	\$0.00		\$73,446.00
March. 2013	\$331,144.00	\$32,262.00	\$130,848.00			\$42,039.00
Apr. 2013	\$619,465.00	\$32,262.00	\$252,292.00			\$44,111.00
May. 2013	\$463,633.00	\$32,262.00	2,782,047.00	\$47,019.00		\$40,322.00
June. 2012	\$290,873.00	\$32,262.00	\$414,471.00			\$40,753.00
July. 2012	\$108,436.00	\$0.00	\$57,690.00			\$44,313.00
Aug. 2012	\$138,970.00	\$0.00	\$97,867.00			\$42,084.00
14-15 Month	#####	\$322,620.00	\$7,697,869	\$61,807.00	\$0.00	\$546,255.00
14-15	#####	322,621	8,237,500	\$70,000.00	\$0.00	\$460,000.00
Difference	\$262,949	-\$1	-\$539,631	-\$8,193	\$0	\$86,255
Amt off						

<u>Taxes</u>	<u>Sept</u>	<u>Oct</u>	<u>Nov</u>	Dec	Jan	Feb
Keith County						
Perkins						
Total	<u>\$0.00</u>	<u>\$0.00</u>	<u>\$0.00</u>	<u>\$0.00</u>	<u>\$0.00</u>	<u>\$0.00</u>
	<u>\$0.00</u>					

<u>Date</u>	<u>Total of Other</u>	<u>State Aid</u>	<u>Taxes 1110</u>	Carline 1115	Public Pwr Tx 1120	Motor Veh. 1125
Sept. 2014	\$123,252.00	\$32,262.00	#####	\$14,788.00		\$40,518.00
Oct. 2014	\$77,667.00	\$32,262.00	\$393,842.00			\$39,718.00
Nov. 2014	\$99,123.00	\$32,262.00	100,547.00			\$53,256.00
Dec. 2014	\$183,382.00	\$32,262.00	\$33,228.00			\$33,031.00
Jan. 2015	\$216,521.00	\$32,262.00	\$894,800.00			\$52,664.00
Feb. 2014	\$494,082.00	\$32,262.00	\$343,506.00	\$0.00		\$73,446.00
March. 2013	\$331,144.00	\$32,262.00	\$130,848.00			\$42,039.00
Apr. 2013	\$619,465.00	\$32,262.00	\$252,292.00			\$44,111.00
May. 2013	\$463,633.00	\$32,262.00	2,782,047.00	\$47,019.00		\$40,322.00
June. 2012	\$290,873.00	\$32,262.00	\$414,471.00			\$40,753.00
July. 2012	\$108,436.00	\$0.00	\$57,690.00			\$44,313.00
Aug. 2012	\$138,970.00	\$0.00	\$97,867.00			\$42,084.00
14-15 Month	#####	\$322,620.00	\$7,697,869	\$61,807.00	\$0.00	\$546,255.00
14-15	#####	322,621	8,237,500	\$70,000.00	\$0.00	\$460,000.00
Difference	\$262,949	-\$1	-\$539,631	-\$8,193	\$0	\$86,255
Amt off						

<u>Taxes</u>	<u>Sept</u>	<u>Oct</u>	<u>Nov</u>	Dec	Jan	Feb
Keith County						
Perkins						
Total	<u>\$0.00</u>	<u>\$0.00</u>	<u>\$0.00</u>	<u>\$0.00</u>	<u>\$0.00</u>	<u>\$0.00</u>
	<u>\$0.00</u>					

<u>Date</u>	<u>Total of Other</u>	<u>State Aid</u>	<u>Taxes 1110</u>	Carline 1115	Public Pwr Tx 1120	Motor Veh. 1125
Sept. 2014	\$123,252.00	\$32,262.00	#####	\$14,788.00		\$40,518.00
Oct. 2014	\$77,667.00	\$32,262.00	\$393,842.00			\$39,718.00
Nov. 2014	\$99,123.00	\$32,262.00	100,547.00			\$53,256.00
Dec. 2014	\$183,382.00	\$32,262.00	\$33,228.00			\$33,031.00
Jan. 2015	\$216,521.00	\$32,262.00	\$894,800.00			\$52,664.00
Feb. 2014	\$494,082.00	\$32,262.00	\$343,506.00	\$0.00		\$73,446.00
March. 2013	\$331,144.00	\$32,262.00	\$130,848.00			\$42,039.00
Apr. 2013	\$619,465.00	\$32,262.00	\$252,292.00			\$44,111.00
May. 2013	\$463,633.00	\$32,262.00	2,782,047.00	\$47,019.00		\$40,322.00
June. 2012	\$290,873.00	\$32,262.00	\$414,471.00			\$40,753.00
July. 2012	\$108,436.00	\$0.00	\$57,690.00			\$44,313.00
Aug. 2012	\$138,970.00	\$0.00	\$97,867.00			\$42,084.00
14-15 Month	#####	\$322,620.00	\$7,697,869	\$61,807.00	\$0.00	\$546,255.00

14-15	#####	322,621	8,237,500	\$70,000.00	\$0.00	\$460,000.00
Difference	\$262,949	-\$1	-\$539,631	-\$8,193	\$0	\$86,255
Amt off						

<u>Taxes</u>	<u>Sept</u>	<u>Oct</u>	<u>Nov</u>	Dec	Jan	Feb
Keith County						
Perkins						
Total	<u>\$0.00</u>	<u>\$0.00</u>	<u>\$0.00</u>	<u>\$0.00</u>	<u>\$0.00</u>	<u>\$0.00</u>
	<u>\$0.00</u>					

<u>Date</u>	<u>Total of Other</u>	<u>State Aid</u>	<u>Taxes 1110</u>	Carline 1115	Public Pwr Tx 1120	Motor Veh. 1125
Sept. 2014	\$123,252.00	\$32,262.00	#####	\$14,788.00		\$40,518.00
Oct. 2014	\$77,667.00	\$32,262.00	\$393,842.00			\$39,718.00
Nov. 2014	\$99,123.00	\$32,262.00	100,547.00			\$53,256.00
Dec. 2014	\$183,382.00	\$32,262.00	\$33,228.00			\$33,031.00

Jan. 2015	\$216,521.00	\$32,262.00	\$894,800.00			\$52,664.00
Feb. 2014	\$494,082.00	\$32,262.00	\$343,506.00	\$0.00		\$73,446.00
March. 2013	\$331,144.00	\$32,262.00	\$130,848.00			\$42,039.00
Apr. 2013	\$619,465.00	\$32,262.00	\$252,292.00			\$44,111.00
May. 2013	\$463,633.00	\$32,262.00	2,782,047.00	\$47,019.00		\$40,322.00
June. 2012	\$290,873.00	\$32,262.00	\$414,471.00			\$40,753.00
July. 2012	\$108,436.00	\$0.00	\$57,690.00			\$44,313.00
Aug. 2012	\$138,970.00	\$0.00	\$97,867.00			\$42,084.00
14-15 Month	#####	\$322,620.00	\$7,697,869	\$61,807.00	\$0.00	\$546,255.00
14-15	#####	322,621	8,237,500	\$70,000.00	\$0.00	\$460,000.00
Difference	\$262,949	-\$1	-\$539,631	-\$8,193	\$0	\$86,255
Amt off						

\$0.00

Date	Total of Other	State Aid	Taxes 1110	Carline 1115	Public Pwr Tx 1120	Motor Veh. 1125
Sept. 2014	\$123,252.00	\$32,262.00	#####	\$14,788.00		\$40,518.00
Oct. 2014	\$77,667.00	\$32,262.00	\$393,842.00			\$39,718.00
Nov. 2014	\$99,123.00	\$32,262.00	100,547.00			\$53,256.00
Dec. 2014	\$183,382.00	\$32,262.00	\$33,228.00			\$33,031.00
Jan. 2015	\$216,521.00	\$32,262.00	\$894,800.00			\$52,664.00
Feb. 2014	\$494,082.00	\$32,262.00	\$343,506.00	\$0.00		\$73,446.00
March. 2013	\$331,144.00	\$32,262.00	\$130,848.00			\$42,039.00
Apr. 2013	\$619,465.00	\$32,262.00	\$252,292.00			\$44,111.00
May. 2013	\$463,633.00	\$32,262.00	2,782,047.00	\$47,019.00		\$40,322.00
June. 2012	\$290,873.00	\$32,262.00	\$414,471.00			\$40,753.00
July. 2012	\$108,436.00	\$0.00	\$57,690.00			\$44,313.00
Aug. 2012	\$138,970.00	\$0.00	\$97,867.00			\$42,084.00
14-15 Month	#####	\$322,620.00	\$7,697,869	\$61,807.00	\$0.00	\$546,255.00
14-15	#####	322,621	8,237,500	\$70,000.00	\$0.00	\$460,000.00
Difference	\$262,949	-\$1	-\$539,631	-\$8,193	\$0	\$86,255
Amt off						

March

April

May

June

July

Aug

\$0.00

\$0.00

\$0.00

\$0.00

\$0.00

\$0.00

1220	1270 preschool	Interest 1410	Local Lic Fees 1610	City Fines 1620	Other Local Rev 1910-90	County Fines 2110-30
\$0.00	\$0.00	\$0.00	\$0.00	\$0.00	\$0.00	\$0.00
\$0.00	\$2,000.00	\$4,000.00	\$0.00	\$0.00	\$45,000.00	\$165,000.00
\$0	-\$2,000	-\$4,000	\$0	\$0	-\$45,000	-\$165,000

Ogallala
Financial

March	April	May	June	July	Aug
<u>\$0.00</u>	<u>\$0.00</u>	<u>\$0.00</u>	<u>\$0.00</u>	<u>\$0.00</u>	<u>\$0.00</u>

1220	1270 preschool	Interest 1410	Local Lic Fees 1610	City Fines 1620	Other Local Rev 1910-90	County Fines 2110-30
	\$840.00	\$567.00			\$2,650.00	\$22,102.00
\$2,700.00	\$1,060.00	\$627.00				\$22,497.00
\$150.00	\$770.00	\$436.00				\$20,383.00
		\$334.00				\$16,049.00
		\$333.00			\$2,000.00	\$13,467.00
	\$865.00	\$327.00				\$15,879.00
\$902.00	\$1,390.00	\$291.00				
\$867.00	\$955.00	\$275.00			\$11,178.00	\$17,432.00
\$1,050.00	\$240.00	\$609.00			(\$2,000.00)	\$16,612.00
\$1,350.00	\$10.00	\$897.00				\$15,795.00
		\$763.00				\$29,426.00
		\$562.00		\$17,460.00		
\$7,019.00	\$6,130.00	\$6,021.00	\$0.00	\$17,460.00	\$13,828.00	\$189,642.00
\$0.00	\$2,000.00	\$4,000.00	\$0.00	\$0.00	\$45,000.00	\$165,000.00
\$7,019	\$4,130	\$2,021	\$0	\$17,460	-\$31,172	\$24,642

Ogallala
Financial

March	April	May	June	July	Aug
<u>\$0.00</u>	<u>\$0.00</u>	<u>\$0.00</u>	<u>\$0.00</u>	<u>\$0.00</u>	<u>\$0.00</u>

1220	1270 preschool	Interest 1410	Local Lic Fees 1610	City Fines 1620	Other Local Rev 1910-90	County Fines 2110-30
	\$840.00	\$567.00			\$2,650.00	\$22,102.00
\$2,700.00	\$1,060.00	\$627.00				\$22,497.00
\$150.00	\$770.00	\$436.00				\$20,383.00
		\$334.00				\$16,049.00
		\$333.00			\$2,000.00	\$13,467.00
	\$865.00	\$327.00				\$15,879.00
\$902.00	\$1,390.00	\$291.00				
\$867.00	\$955.00	\$275.00			\$11,178.00	\$17,432.00
\$1,050.00	\$240.00	\$609.00			(\$2,000.00)	\$16,612.00
\$1,350.00	\$10.00	\$897.00				\$15,795.00
		\$763.00				\$29,426.00
		\$562.00		\$17,460.00		
\$7,019.00	\$6,130.00	\$6,021.00	\$0.00	\$17,460.00	\$13,828.00	\$189,642.00
\$0.00	\$2,000.00	\$4,000.00	\$0.00	\$0.00	\$45,000.00	\$165,000.00

\$7,019	\$4,130	\$2,021	\$0	\$17,460	-\$31,172	\$24,642

Ogallala
Financial

March	April	May	June	July	Aug
<u>\$0.00</u>	<u>\$0.00</u>	<u>\$0.00</u>	<u>\$0.00</u>	<u>\$0.00</u>	<u>\$0.00</u>

1220	1270 preschool	Interest 1410	Local Lic Fees 1610	City Fines 1620	Other Local Rev 1910-90	County Fines 2110-30
	\$840.00	\$567.00			\$2,650.00	\$22,102.00
\$2,700.00	\$1,060.00	\$627.00				\$22,497.00
\$150.00	\$770.00	\$436.00				\$20,383.00
		\$334.00				\$16,049.00
		\$333.00			\$2,000.00	\$13,467.00

	\$865.00	\$327.00				\$15,879.00
\$902.00	\$1,390.00	\$291.00				
\$867.00	\$955.00	\$275.00			\$11,178.00	\$17,432.00
\$1,050.00	\$240.00	\$609.00			(\$2,000.00)	\$16,612.00
\$1,350.00	\$10.00	\$897.00				\$15,795.00
		\$763.00				\$29,426.00
		\$562.00		\$17,460.00		
\$7,019.00	\$6,130.00	\$6,021.00	\$0.00	\$17,460.00	\$13,828.00	\$189,642.00
\$0.00	\$2,000.00	\$4,000.00	\$0.00	\$0.00	\$45,000.00	\$165,000.00
\$7,019	\$4,130	\$2,021	\$0	\$17,460	-\$31,172	\$24,642

Ogallala
Financial

March

April

May

June

July

Aug

\$0.00

\$0.00

\$0.00

\$0.00

\$0.00

\$0.00

1220	1270 preschool	Interest 1410	Local Lic Fees 1610	City Fines 1620	Other Local Rev 1910-90	County Fines 2110-30
	\$840.00	\$567.00			\$2,650.00	\$22,102.00
\$2,700.00	\$1,060.00	\$627.00				\$22,497.00
\$150.00	\$770.00	\$436.00				\$20,383.00
		\$334.00				\$16,049.00
		\$333.00			\$2,000.00	\$13,467.00
	\$865.00	\$327.00				\$15,879.00
\$902.00	\$1,390.00	\$291.00				
\$867.00	\$955.00	\$275.00			\$11,178.00	\$17,432.00
\$1,050.00	\$240.00	\$609.00			(\$2,000.00)	\$16,612.00
\$1,350.00	\$10.00	\$897.00				\$15,795.00
		\$763.00				\$29,426.00
		\$562.00		\$17,460.00		
\$7,019.00	\$6,130.00	\$6,021.00	\$0.00	\$17,460.00	\$13,828.00	\$189,642.00
\$0.00	\$2,000.00	\$4,000.00	\$0.00	\$0.00	\$45,000.00	\$165,000.00
\$7,019	\$4,130	\$2,021	\$0	\$17,460	-\$31,172	\$24,642

Ogallala
Financial

March April May June July Aug

\$0.00 \$0.00 \$0.00 \$0.00 \$0.00 \$0.00

1220	1270 preschool	Interest 1410	Local Lic Fees 1610	City Fines 1620	Other Local Rev 1910-90	County Fines 2110-30
	\$840.00	\$567.00			\$2,650.00	\$22,102.00
\$2,700.00	\$1,060.00	\$627.00				\$22,497.00
\$150.00	\$770.00	\$436.00				\$20,383.00
		\$334.00				\$16,049.00
		\$333.00			\$2,000.00	\$13,467.00
	\$865.00	\$327.00				\$15,879.00
\$902.00	\$1,390.00	\$291.00				
\$867.00	\$955.00	\$275.00			\$11,178.00	\$17,432.00
\$1,050.00	\$240.00	\$609.00			(\$2,000.00)	\$16,612.00
\$1,350.00	\$10.00	\$897.00				\$15,795.00
		\$763.00				\$29,426.00
		\$562.00		\$17,460.00		
\$7,019.00	\$6,130.00	\$6,021.00	\$0.00	\$17,460.00	\$13,828.00	\$189,642.00
\$0.00	\$2,000.00	\$4,000.00	\$0.00	\$0.00	\$45,000.00	\$165,000.00
\$7,019	\$4,130	\$2,021	\$0	\$17,460	-\$31,172	\$24,642

Ogallala
Financial

March	April	May	June	July	Aug
<u>\$0.00</u>	<u>\$0.00</u>	<u>\$0.00</u>	<u>\$0.00</u>	<u>\$0.00</u>	<u>\$0.00</u>

1220	1270 preschool	Interest 1410	Local Lic Fees 1610	City Fines 1620	Other Local Rev 1910-90	County Fines 2110-30
	\$840.00	\$567.00			\$2,650.00	\$22,102.00
\$2,700.00	\$1,060.00	\$627.00				\$22,497.00
\$150.00	\$770.00	\$436.00				\$20,383.00
		\$334.00				\$16,049.00
		\$333.00			\$2,000.00	\$13,467.00
	\$865.00	\$327.00				\$15,879.00
\$902.00	\$1,390.00	\$291.00				
\$867.00	\$955.00	\$275.00			\$11,178.00	\$17,432.00
\$1,050.00	\$240.00	\$609.00			(\$2,000.00)	\$16,612.00
\$1,350.00	\$10.00	\$897.00				\$15,795.00
		\$763.00				\$29,426.00
		\$562.00		\$17,460.00		
\$7,019.00	\$6,130.00	\$6,021.00	\$0.00	\$17,460.00	\$13,828.00	\$189,642.00
\$0.00	\$2,000.00	\$4,000.00	\$0.00	\$0.00	\$45,000.00	\$165,000.00
\$7,019	\$4,130	\$2,021	\$0	\$17,460	-\$31,172	\$24,642

Ogallala
Financial

March	April	May	June	July	Aug
<u>\$0.00</u>	<u>\$0.00</u>	<u>\$0.00</u>	<u>\$0.00</u>	<u>\$0.00</u>	<u>\$0.00</u>

1220	1270 preschool	Interest 1410	Local Lic Fees 1610	City Fines 1620	Other Local Rev 1910-90	County Fines 2110-30
	\$840.00	\$567.00			\$2,650.00	\$22,102.00
\$2,700.00	\$1,060.00	\$627.00				\$22,497.00
\$150.00	\$770.00	\$436.00				\$20,383.00
		\$334.00				\$16,049.00
		\$333.00			\$2,000.00	\$13,467.00
	\$865.00	\$327.00				\$15,879.00
\$902.00	\$1,390.00	\$291.00				
\$867.00	\$955.00	\$275.00			\$11,178.00	\$17,432.00
\$1,050.00	\$240.00	\$609.00			(\$2,000.00)	\$16,612.00
\$1,350.00	\$10.00	\$897.00				\$15,795.00
		\$763.00				\$29,426.00
		\$562.00		\$17,460.00		
\$7,019.00	\$6,130.00	\$6,021.00	\$0.00	\$17,460.00	\$13,828.00	\$189,642.00

\$0.00	\$2,000.00	\$4,000.00	\$0.00	\$0.00	\$45,000.00	\$165,000.00
\$7,019	\$4,130	\$2,021	\$0	\$17,460	-\$31,172	\$24,642

Ogallala
Financial

March	April	May	June	July	Aug
	<u>\$0.00</u>	<u>\$0.00</u>	<u>\$0.00</u>	<u>\$0.00</u>	<u>\$0.00</u>

1220	1270 preschool	Interest 1410	Local Lic Fees 1610	City Fines 1620	Other Local Rev 1910-90	County Fines 2110-30
	\$840.00	\$567.00			\$2,650.00	\$22,102.00
\$2,700.00	\$1,060.00	\$627.00				\$22,497.00
\$150.00	\$770.00	\$436.00				\$20,383.00
		\$334.00				\$16,049.00

		\$333.00			\$2,000.00	\$13,467.00
	\$865.00	\$327.00				\$15,879.00
\$902.00	\$1,390.00	\$291.00				
\$867.00	\$955.00	\$275.00			\$11,178.00	\$17,432.00
\$1,050.00	\$240.00	\$609.00			(\$2,000.00)	\$16,612.00
\$1,350.00	\$10.00	\$897.00				\$15,795.00
		\$763.00				\$29,426.00
		\$562.00		\$17,460.00		
\$7,019.00	\$6,130.00	\$6,021.00	\$0.00	\$17,460.00	\$13,828.00	\$189,642.00
\$0.00	\$2,000.00	\$4,000.00	\$0.00	\$0.00	\$45,000.00	\$165,000.00
\$7,019	\$4,130	\$2,021	\$0	\$17,460	-\$31,172	\$24,642

Ogallala
Financial

March

April

May

June

July

Aug

\$0.00

\$0.00

\$0.00

\$0.00

\$0.00

\$0.00

1220	1270 preschool	Interest 1410	Local Lic Fees 1610	City Fines 1620	Other Local Rev 1910-90	County Fines 2110-30
	\$840.00	\$567.00			\$2,650.00	\$22,102.00
\$2,700.00	\$1,060.00	\$627.00				\$22,497.00
\$150.00	\$770.00	\$436.00				\$20,383.00
		\$334.00				\$16,049.00
		\$333.00			\$2,000.00	\$13,467.00
	\$865.00	\$327.00				\$15,879.00
\$902.00	\$1,390.00	\$291.00				
\$867.00	\$955.00	\$275.00			\$11,178.00	\$17,432.00
\$1,050.00	\$240.00	\$609.00			(\$2,000.00)	\$16,612.00
\$1,350.00	\$10.00	\$897.00				\$15,795.00
		\$763.00				\$29,426.00
		\$562.00		\$17,460.00		
\$7,019.00	\$6,130.00	\$6,021.00	\$0.00	\$17,460.00	\$13,828.00	\$189,642.00
\$0.00	\$2,000.00	\$4,000.00	\$0.00	\$0.00	\$45,000.00	\$165,000.00
\$7,019	\$4,130	\$2,021	\$0	\$17,460	-\$31,172	\$24,642

ESU 2210	SPED School Age	SPED 3125	Homestead	Prop Tax Credit 3131	hal 3135	Pro rate 3180
\$0.00	\$0.00	\$0.00	\$0.00	\$0.00	\$0.00	\$0.00
\$10,000.00	\$785,000.00	\$0.00	\$0.00	\$0.00	\$9,000.00	\$20,000.00
-\$10,000	-\$785,000	\$0	\$0	\$0	-\$9,000	-\$20,000

ESU 2210	SPED School Age	SPED 3125	Homestead	Prop Tax Credit 3131	hal 3135	Pro rate 3180
\$1,000.00						
					\$7,942.00	\$2,467.00
\$165.00	\$119,975.00					
	\$119,976.00					\$2,512.00
	\$118,287.00			\$149,448.00		
\$16,957.00	\$119,601.00		\$33,821.00			
	\$118,677.00		\$33,821.00			\$11,355.00
	\$240,253.00	(\$119,601.00)	\$33,821.00	\$149,448.00		
\$5,503.00	\$128,812.00		\$33,821.00			
(\$18,121.00)			\$33,821.00			\$5,245.00
			\$33,821.00			
\$5,504.00	\$965,581.00	(\$119,601.00)	\$202,926.00	\$298,896.00	\$7,942.00	\$21,579.00
\$10,000.00	\$785,000.00	\$0.00	\$0.00	\$0.00	\$9,000.00	\$20,000.00
-\$4,496	\$180,581	-\$119,601	\$202,926	\$298,896	-\$1,058	\$1,579

ESU 2210	SPED School Age	SPED 3125	Homestead	Prop Tax Credit 3131	hal 3135	Pro rate 3180
\$1,000.00						
					\$7,942.00	\$2,467.00
\$165.00	\$119,975.00					
	\$119,976.00					\$2,512.00
	\$118,287.00			\$149,448.00		
\$16,957.00	\$119,601.00		\$33,821.00			
	\$118,677.00		\$33,821.00			\$11,355.00
	\$240,253.00	(\$119,601.00)	\$33,821.00	\$149,448.00		
\$5,503.00	\$128,812.00		\$33,821.00			
(\$18,121.00)			\$33,821.00			\$5,245.00
			\$33,821.00			
\$5,504.00	\$965,581.00	(\$119,601.00)	\$202,926.00	\$298,896.00	\$7,942.00	\$21,579.00
\$10,000.00	\$785,000.00	\$0.00	\$0.00	\$0.00	\$9,000.00	\$20,000.00

-4,496	180,581	-119,601	202,926	298,896	-1,058	1,579

ESU 2210	SPED School Age	SPED 3125	Homestead	Prop Tax Credit 3131	hal 3135	Pro rate 3180
\$1,000.00						
					\$7,942.00	\$2,467.00
\$165.00	\$119,975.00					
	\$119,976.00					\$2,512.00

	\$118,287.00			\$149,448.00		
\$16,957.00	\$119,601.00		\$33,821.00			
	\$118,677.00		\$33,821.00			\$11,355.00
	\$240,253.00	(\$119,601.00)	\$33,821.00	\$149,448.00		
\$5,503.00	\$128,812.00		\$33,821.00			
(\$18,121.00)			\$33,821.00			\$5,245.00
			\$33,821.00			
\$5,504.00	\$965,581.00	(\$119,601.00)	\$202,926.00	\$298,896.00	\$7,942.00	\$21,579.00
\$10,000.00	\$785,000.00	\$0.00	\$0.00	\$0.00	\$9,000.00	\$20,000.00
-\$4,496	\$180,581	-\$119,601	\$202,926	\$298,896	-\$1,058	\$1,579

ESU 2210	SPED School Age	SPED 3125	Homestead	Prop Tax Credit 3131	hal 3135	Pro rate 3180
\$1,000.00						
					\$7,942.00	\$2,467.00
\$165.00	\$119,975.00					
	\$119,976.00					\$2,512.00
	\$118,287.00			\$149,448.00		
\$16,957.00	\$119,601.00		\$33,821.00			
	\$118,677.00		\$33,821.00			\$11,355.00
	\$240,253.00	(\$119,601.00)	\$33,821.00	\$149,448.00		
\$5,503.00	\$128,812.00		\$33,821.00			
(\$18,121.00)			\$33,821.00			\$5,245.00
			\$33,821.00			
\$5,504.00	\$965,581.00	(\$119,601.00)	\$202,926.00	\$298,896.00	\$7,942.00	\$21,579.00
\$10,000.00	\$785,000.00	\$0.00	\$0.00	\$0.00	\$9,000.00	\$20,000.00
-\$4,496	\$180,581	-\$119,601	\$202,926	\$298,896	-\$1,058	\$1,579

ESU 2210	SPED School Age	SPED 3125	Homestead	Prop Tax Credit 3131	hal 3135	Pro rate 3180
\$1,000.00						
					\$7,942.00	\$2,467.00
\$165.00	\$119,975.00					
	\$119,976.00					\$2,512.00
	\$118,287.00			\$149,448.00		
\$16,957.00	\$119,601.00		\$33,821.00			
	\$118,677.00		\$33,821.00			\$11,355.00
	\$240,253.00	(\$119,601.00)	\$33,821.00	\$149,448.00		
\$5,503.00	\$128,812.00		\$33,821.00			
(\$18,121.00)			\$33,821.00			\$5,245.00
			\$33,821.00			
\$5,504.00	\$965,581.00	(\$119,601.00)	\$202,926.00	\$298,896.00	\$7,942.00	\$21,579.00
\$10,000.00	\$785,000.00	\$0.00	\$0.00	\$0.00	\$9,000.00	\$20,000.00
-\$4,496	\$180,581	-\$119,601	\$202,926	\$298,896	-\$1,058	\$1,579

ESU 2210	SPED School Age	SPED 3125	Homestead	Prop Tax Credit 3131	hal 3135	Pro rate 3180
\$1,000.00						
					\$7,942.00	\$2,467.00
\$165.00	\$119,975.00					
	\$119,976.00					\$2,512.00
	\$118,287.00			\$149,448.00		
\$16,957.00	\$119,601.00		\$33,821.00			
	\$118,677.00		\$33,821.00			\$11,355.00
	\$240,253.00	(\$119,601.00)	\$33,821.00	\$149,448.00		
\$5,503.00	\$128,812.00		\$33,821.00			
(\$18,121.00)			\$33,821.00			\$5,245.00
			\$33,821.00			
\$5,504.00	\$965,581.00	(\$119,601.00)	\$202,926.00	\$298,896.00	\$7,942.00	\$21,579.00
\$10,000.00	\$785,000.00	\$0.00	\$0.00	\$0.00	\$9,000.00	\$20,000.00
-\$4,496	\$180,581	-\$119,601	\$202,926	\$298,896	-\$1,058	\$1,579

ESU 2210	SPED School Age	SPED 3125	Homestead	Prop Tax Credit 3131	hal 3135	Pro rate 3180
\$1,000.00						
					\$7,942.00	\$2,467.00
\$165.00	\$119,975.00					
	\$119,976.00					\$2,512.00
	\$118,287.00			\$149,448.00		
\$16,957.00	\$119,601.00		\$33,821.00			
	\$118,677.00		\$33,821.00			\$11,355.00
	\$240,253.00	(\$119,601.00)	\$33,821.00	\$149,448.00		
\$5,503.00	\$128,812.00		\$33,821.00			
(\$18,121.00)			\$33,821.00			\$5,245.00
			\$33,821.00			
\$5,504.00	\$965,581.00	(\$119,601.00)	\$202,926.00	\$298,896.00	\$7,942.00	\$21,579.00

\$10,000.00	\$785,000.00	\$0.00	\$0.00	\$0.00	\$9,000.00	\$20,000.00
-\$4,496	\$180,581	-\$119,601	\$202,926	\$298,896	-\$1,058	\$1,579

	SPED			Prop Tax		
ESU 2210	School Age	SPED 3125	Homestead	Credit 3131	hal 3135	Pro rate 3180
\$1,000.00						
					\$7,942.00	\$2,467.00
\$165.00	\$119,975.00					

	\$119,976.00					\$2,512.00
	\$118,287.00			\$149,448.00		
\$16,957.00	\$119,601.00		\$33,821.00			
	\$118,677.00		\$33,821.00			\$11,355.00
	\$240,253.00	(\$119,601.00)	\$33,821.00	\$149,448.00		
\$5,503.00	\$128,812.00		\$33,821.00			
(\$18,121.00)			\$33,821.00			\$5,245.00
			\$33,821.00			
\$5,504.00	\$965,581.00	(\$119,601.00)	\$202,926.00	\$298,896.00	\$7,942.00	\$21,579.00
\$10,000.00	\$785,000.00	\$0.00	\$0.00	\$0.00	\$9,000.00	\$20,000.00
-\$4,496	\$180,581	-\$119,601	\$202,926	\$298,896	-\$1,058	\$1,579

ESU 2210	SPED School Age	SPED 3125	Homestead	Prop Tax Credit 3131	hal 3135	Pro rate 3180
\$1,000.00						
					\$7,942.00	\$2,467.00
\$165.00	\$119,975.00					
	\$119,976.00					\$2,512.00
	\$118,287.00			\$149,448.00		
\$16,957.00	\$119,601.00		\$33,821.00			
	\$118,677.00		\$33,821.00			\$11,355.00
	\$240,253.00	(\$119,601.00)	\$33,821.00	\$149,448.00		
\$5,503.00	\$128,812.00		\$33,821.00			
(\$18,121.00)			\$33,821.00			\$5,245.00
			\$33,821.00			
\$5,504.00	\$965,581.00	(\$119,601.00)	\$202,926.00	\$298,896.00	\$7,942.00	\$21,579.00
\$10,000.00	\$785,000.00	\$0.00	\$0.00	\$0.00	\$9,000.00	\$20,000.00
-\$4,496	\$180,581	-\$119,601	\$202,926	\$298,896	-\$1,058	\$1,579

Apportion 3200	In Lieu 3300	St. Cat. 3500	Distance Ed. 3511	Early	Other State3990	Title I 4200
\$0.00	\$0.00	\$0.00	\$0.00		\$0.00	\$0.00
\$140,000.00	\$5,000.00	\$2,000.00	\$0.00		\$0.00	\$125,000.00
-\$140,000	-\$5,000	-\$2,000	\$0			-\$125,000

Apportion 3200	In Lieu 3300	St. Cat. 3500	Distance Ed. 3511	Early	Other State3990	Title I 4200
			\$1,000.00			\$22,314.00
		\$7,525.00				
\$135,165.00						
	\$2,919.00					\$89,677.00
	\$173,856.00					
\$135,165.00	\$176,775.00	\$7,525.00	\$1,000.00		\$0.00	\$111,991.00
\$140,000.00	\$5,000.00	\$2,000.00	\$0.00		\$0.00	\$125,000.00
-\$4,835	\$171,775	\$5,525	\$1,000			-\$13,009

Apportion 3200	In Lieu 3300	St. Cat. 3500	Distance Ed. 3511	Early	Other State3990	Title I 4200
			\$1,000.00			\$22,314.00
		\$7,525.00				
\$135,165.00						
	\$2,919.00					\$89,677.00
	\$173,856.00					
\$135,165.00	\$176,775.00	\$7,525.00	\$1,000.00		\$0.00	\$111,991.00
\$140,000.00	\$5,000.00	\$2,000.00	\$0.00		\$0.00	\$125,000.00

-4,835	171,775	5,525	1,000			-13,009

Apportion 3200	In Lieu 3300	St. Cat. 3500	Distance Ed. 3511	Early	Other State3990	Title I 4200
			\$1,000.00			\$22,314.00
		\$7,525.00				

\$135,165.00						
	\$2,919.00					\$89,677.00
	\$173,856.00					
\$135,165.00	\$176,775.00	\$7,525.00	\$1,000.00		\$0.00	\$111,991.00
\$140,000.00	\$5,000.00	\$2,000.00	\$0.00		\$0.00	\$125,000.00
-\$4,835	\$171,775	\$5,525	\$1,000			-\$13,009

Apportion 3200	In Lieu 3300	St. Cat. 3500	Distance Ed. 3511	Early	Other State3990	Title I 4200
			\$1,000.00			\$22,314.00
		\$7,525.00				
\$135,165.00						
	\$2,919.00					\$89,677.00
	\$173,856.00					
\$135,165.00	\$176,775.00	\$7,525.00	\$1,000.00		\$0.00	\$111,991.00
\$140,000.00	\$5,000.00	\$2,000.00	\$0.00		\$0.00	\$125,000.00
-\$4,835	\$171,775	\$5,525	\$1,000			-\$13,009

Apportion 3200	In Lieu 3300	St. Cat. 3500	Distance Ed. 3511	Early	Other State3990	Title I 4200
			\$1,000.00			\$22,314.00
		\$7,525.00				
\$135,165.00						
	\$2,919.00					\$89,677.00
	\$173,856.00					
\$135,165.00	\$176,775.00	\$7,525.00	\$1,000.00		\$0.00	\$111,991.00
\$140,000.00	\$5,000.00	\$2,000.00	\$0.00		\$0.00	\$125,000.00
-\$4,835	\$171,775	\$5,525	\$1,000			-\$13,009

Apportion 3200	In Lieu 3300	St. Cat. 3500	Distance Ed. 3511	Early	Other State3990	Title I 4200
			\$1,000.00			\$22,314.00
		\$7,525.00				
\$135,165.00						
	\$2,919.00					\$89,677.00
	\$173,856.00					
\$135,165.00	\$176,775.00	\$7,525.00	\$1,000.00		\$0.00	\$111,991.00
\$140,000.00	\$5,000.00	\$2,000.00	\$0.00		\$0.00	\$125,000.00
-\$4,835	\$171,775	\$5,525	\$1,000			-\$13,009

Apportion 3200	In Lieu 3300	St. Cat. 3500	Distance Ed. 3511	Early	Other State3990	Title I 4200
			\$1,000.00			\$22,314.00
		\$7,525.00				
\$135,165.00						
	\$2,919.00					\$89,677.00
	\$173,856.00					
\$135,165.00	\$176,775.00	\$7,525.00	\$1,000.00		\$0.00	\$111,991.00

\$140,000.00	\$5,000.00	\$2,000.00	\$0.00		\$0.00	\$125,000.00
-\$4,835	\$171,775	\$5,525	\$1,000			-\$13,009

Apportion 3200	In Lieu 3300	St. Cat. 3500	Distance Ed. 3511	Early	Other State3990	Title I 4200
			\$1,000.00			\$22,314.00

		\$7,525.00				
\$135,165.00						
	\$2,919.00					\$89,677.00
	\$173,856.00					
\$135,165.00	\$176,775.00	\$7,525.00	\$1,000.00		\$0.00	\$111,991.00
\$140,000.00	\$5,000.00	\$2,000.00	\$0.00		\$0.00	\$125,000.00
-\$4,835	\$171,775	\$5,525	\$1,000			-\$13,009

Apportion 3200	In Lieu 3300	St. Cat. 3500	Distance Ed. 3511	Early	Other State3990	Title I 4200
			\$1,000.00			\$22,314.00
		\$7,525.00				
\$135,165.00						
	\$2,919.00					\$89,677.00
	\$173,856.00					
\$135,165.00	\$176,775.00	\$7,525.00	\$1,000.00		\$0.00	\$111,991.00
\$140,000.00	\$5,000.00	\$2,000.00	\$0.00		\$0.00	\$125,000.00
-\$4,835	\$171,775	\$5,525	\$1,000			-\$13,009

Title I Acct. 4210	TITLE II A 4310	TITLE V 4320	IDEA Base 4404-4406	IDEA 4410	4411	4415
	\$3,139.00			\$12,917.00		
	\$2,609.00					
	\$22,182.00					
			\$76,685.00	\$116,041.00		
			\$28,965.00		\$8,723.00	
			\$906.00			
\$0.00	\$27,930.00	\$0.00	\$106,556.00	\$128,958.00	\$8,723.00	
\$0.00	\$100,000.00		\$200,000.00	\$0.00	\$0.00	
\$0	-\$72,070	\$0	-\$93,444	\$128,958	\$8,723	

Title I Acct. 4210	TITLE II A 4310	TITLE V 4320	IDEA Base 4404-4406	IDEA 4410	4411	4415
	\$3,139.00			\$12,917.00		
	\$2,609.00					
	\$22,182.00					
			\$76,685.00	\$116,041.00		
			\$28,965.00		\$8,723.00	
			\$906.00			
\$0.00	\$27,930.00	\$0.00	\$106,556.00	\$128,958.00	\$8,723.00	
\$0.00	\$100,000.00		\$200,000.00	\$0.00	\$0.00	

\$0	-\$72,070	\$0	-\$93,444	\$128,958	\$8,723	

Title I Acct. 4210	TITLE II A 4310	TITLE V 4320	IDEA Base 4404-4406	IDEA 4410	4411	4415
	\$3,139.00			\$12,917.00		
	\$2,609.00					

	\$22,182.00					
			\$76,685.00	\$116,041.00		
			\$28,965.00		\$8,723.00	
			\$906.00			
\$0.00	\$27,930.00	\$0.00	\$106,556.00	\$128,958.00	\$8,723.00	
\$0.00	\$100,000.00		\$200,000.00	\$0.00	\$0.00	
\$0	-\$72,070	\$0	-\$93,444	\$128,958	\$8,723	

Title I Acct. 4210	TITLE II A 4310	TITLE V 4320	IDEA Base 4404-4406	IDEA 4410	4411	4415
	\$3,139.00			\$12,917.00		
	\$2,609.00					
	\$22,182.00					
			\$76,685.00	\$116,041.00		
			\$28,965.00		\$8,723.00	
			\$906.00			
\$0.00	\$27,930.00	\$0.00	\$106,556.00	\$128,958.00	\$8,723.00	
\$0.00	\$100,000.00		\$200,000.00	\$0.00	\$0.00	
\$0	-\$72,070	\$0	-\$93,444	\$128,958	\$8,723	

Title I Acct. 4210	TITLE II A 4310	TITLE V 4320	IDEA Base 4404-4406	IDEA 4410	4411	4415
	\$3,139.00			\$12,917.00		
	\$2,609.00					
	\$22,182.00					
			\$76,685.00	\$116,041.00		
			\$28,965.00		\$8,723.00	
			\$906.00			
\$0.00	\$27,930.00	\$0.00	\$106,556.00	\$128,958.00	\$8,723.00	
\$0.00	\$100,000.00		\$200,000.00	\$0.00	\$0.00	
\$0	-\$72,070	\$0	-\$93,444	\$128,958	\$8,723	

Title I Acct. 4210	TITLE II A 4310	TITLE V 4320	IDEA Base 4404-4406	IDEA 4410	4411	4415
	\$3,139.00			\$12,917.00		
	\$2,609.00					
	\$22,182.00					
			\$76,685.00	\$116,041.00		
			\$28,965.00		\$8,723.00	
			\$906.00			
\$0.00	\$27,930.00	\$0.00	\$106,556.00	\$128,958.00	\$8,723.00	
\$0.00	\$100,000.00		\$200,000.00	\$0.00	\$0.00	
\$0	-\$72,070	\$0	-\$93,444	\$128,958	\$8,723	

Title I Acct. 4210	TITLE II A 4310	TITLE V 4320	IDEA Base 4404-4406	IDEA 4410	4411	4415
	\$3,139.00			\$12,917.00		
	\$2,609.00					
	\$22,182.00					
			\$76,685.00	\$116,041.00		
			\$28,965.00		\$8,723.00	
			\$906.00			
\$0.00	\$27,930.00	\$0.00	\$106,556.00	\$128,958.00	\$8,723.00	

\$0.00	\$100,000.00		\$200,000.00	\$0.00	\$0.00	
\$0	-\$72,070	\$0	-\$93,444	\$128,958	\$8,723	

Title I Acct. 4210	TITLE II A 4310	TITLE V 4320	IDEA Base 4404-4406	IDEA 4410	4411	4415
	\$3,139.00			\$12,917.00		
	\$2,609.00					

	\$22,182.00					
			\$76,685.00	\$116,041.00		
			\$28,965.00		\$8,723.00	
			\$906.00			
\$0.00	\$27,930.00	\$0.00	\$106,556.00	\$128,958.00	\$8,723.00	
\$0.00	\$100,000.00		\$200,000.00	\$0.00	\$0.00	
\$0	-\$72,070	\$0	-\$93,444	\$128,958	\$8,723	

Title I Acct. 4210	TITLE II A 4310	TITLE V 4320	IDEA Base 4404-4406	IDEA 4410	4411	4415
	\$3,139.00			\$12,917.00		
	\$2,609.00					
	\$22,182.00					
			\$76,685.00	\$116,041.00		
			\$28,965.00		\$8,723.00	
			\$906.00			
\$0.00	\$27,930.00	\$0.00	\$106,556.00	\$128,958.00	\$8,723.00	
\$0.00	\$100,000.00		\$200,000.00	\$0.00	\$0.00	
\$0	-\$72,070	\$0	-\$93,444	\$128,958	\$8,723	

Medicaid 4450	Mecca 4455	Fed Stab 4599/4580	ARRA 4610	ARRA 4611	Perkins 4700	ARRA Title 4810
\$0.00	\$0.00	\$0.00	\$0.00	\$0.00	\$0.00	\$0.00
\$1,000.00	\$50,000.00	\$0.00	\$0.00	\$0.00	\$5,000.00	\$0.00
-\$1,000	-\$50,000	\$0	\$0	\$0	-\$5,000	\$0

Medicaid 4450	Mecca 4455	Fed Stab 4599/4580	ARRA 4610	ARRA 4611	Perkins 4700	ARRA Title 4810
\$56.00		\$500.00				
\$18.00						
\$869.00						
		\$12,261.00				
\$156.00	\$8,636.00					
\$1,315.00						
\$1,784.00	\$7,677.00					
\$427.00						
\$1,764.00						
	\$6,629.00					
\$577.00	\$6,584.00					
\$6,966.00	\$29,526.00	\$12,761.00	\$0.00	\$0.00	\$0.00	\$0.00
\$1,000.00	\$50,000.00	\$0.00	\$0.00	\$0.00	\$5,000.00	\$0.00
\$5,966	-\$20,474	\$12,761	\$0	\$0	-\$5,000	\$0

Medicaid 4450	Mecca 4455	Fed Stab 4599/4580	ARRA 4610	ARRA 4611	Perkins 4700	ARRA Title 4810
\$56.00		\$500.00				
\$18.00						
\$869.00						
		\$12,261.00				
\$156.00	\$8,636.00					
\$1,315.00						
\$1,784.00	\$7,677.00					
\$427.00						
\$1,764.00						
	\$6,629.00					
\$577.00	\$6,584.00					
\$6,966.00	\$29,526.00	\$12,761.00	\$0.00	\$0.00	\$0.00	\$0.00
\$1,000.00	\$50,000.00	\$0.00	\$0.00	\$0.00	\$5,000.00	\$0.00

\$5,966	-\$20,474	\$12,761	\$0	\$0	-\$5,000	\$0

Medicaid 4450	Mecca 4455	Fed Stab 4599/4580	ARRA 4610	ARRA 4611	Perkins 4700	ARRA Title 4810
\$56.00		\$500.00				
\$18.00						
\$869.00						
		\$12,261.00				
\$156.00	\$8,636.00					

\$1,315.00						
\$1,784.00	\$7,677.00					
\$427.00						
\$1,764.00						
	\$6,629.00					
\$577.00	\$6,584.00					
\$6,966.00	\$29,526.00	\$12,761.00	\$0.00	\$0.00	\$0.00	\$0.00
\$1,000.00	\$50,000.00	\$0.00	\$0.00	\$0.00	\$5,000.00	\$0.00
\$5,966	-\$20,474	\$12,761	\$0	\$0	-\$5,000	\$0

Medicaid 4450	Mecca 4455	Fed Stab 4599/4580	ARRA 4610	ARRA 4611	Perkins 4700	ARRA Title 4810
\$56.00		\$500.00				
\$18.00						
\$869.00						
		\$12,261.00				
\$156.00	\$8,636.00					
\$1,315.00						
\$1,784.00	\$7,677.00					
\$427.00						
\$1,764.00						
	\$6,629.00					
\$577.00	\$6,584.00					
\$6,966.00	\$29,526.00	\$12,761.00	\$0.00	\$0.00	\$0.00	\$0.00
\$1,000.00	\$50,000.00	\$0.00	\$0.00	\$0.00	\$5,000.00	\$0.00
\$5,966	-\$20,474	\$12,761	\$0	\$0	-\$5,000	\$0

Medicaid 4450	Mecca 4455	Fed Stab 4599/4580	ARRA 4610	ARRA 4611	Perkins 4700	ARRA Title 4810
\$56.00		\$500.00				
\$18.00						
\$869.00						
		\$12,261.00				
\$156.00	\$8,636.00					
\$1,315.00						
\$1,784.00	\$7,677.00					
\$427.00						
\$1,764.00						
	\$6,629.00					
\$577.00	\$6,584.00					
\$6,966.00	\$29,526.00	\$12,761.00	\$0.00	\$0.00	\$0.00	\$0.00
\$1,000.00	\$50,000.00	\$0.00	\$0.00	\$0.00	\$5,000.00	\$0.00
\$5,966	-\$20,474	\$12,761	\$0	\$0	-\$5,000	\$0

Medicaid 4450	Mecca 4455	Fed Stab 4599/4580	ARRA 4610	ARRA 4611	Perkins 4700	ARRA Title 4810
\$56.00		\$500.00				
\$18.00						
\$869.00						
		\$12,261.00				
\$156.00	\$8,636.00					
\$1,315.00						
\$1,784.00	\$7,677.00					
\$427.00						
\$1,764.00						
	\$6,629.00					
\$577.00	\$6,584.00					
\$6,966.00	\$29,526.00	\$12,761.00	\$0.00	\$0.00	\$0.00	\$0.00
\$1,000.00	\$50,000.00	\$0.00	\$0.00	\$0.00	\$5,000.00	\$0.00
\$5,966	-\$20,474	\$12,761	\$0	\$0	-\$5,000	\$0

Medicaid 4450	Mecca 4455	Fed Stab 4599/4580	ARRA 4610	ARRA 4611	Perkins 4700	ARRA Title 4810
\$56.00		\$500.00				
\$18.00						
\$869.00						
		\$12,261.00				
\$156.00	\$8,636.00					
\$1,315.00						
\$1,784.00	\$7,677.00					
\$427.00						
\$1,764.00						
	\$6,629.00					
\$577.00	\$6,584.00					
\$6,966.00	\$29,526.00	\$12,761.00	\$0.00	\$0.00	\$0.00	\$0.00

\$1,000.00	\$50,000.00	\$0.00	\$0.00	\$0.00	\$5,000.00	\$0.00
\$5,966	-\$20,474	\$12,761	\$0	\$0	-\$5,000	\$0

Medicaid 4450	Mecca 4455	Fed Stab 4599/4580	ARRA 4610	ARRA 4611	Perkins 4700	ARRA Title 4810
\$56.00		\$500.00				
\$18.00						
\$869.00						
		\$12,261.00				

\$156.00	\$8,636.00					
\$1,315.00						
\$1,784.00	\$7,677.00					
\$427.00						
\$1,764.00						
	\$6,629.00					
\$577.00	\$6,584.00					
\$6,966.00	\$29,526.00	\$12,761.00	\$0.00	\$0.00	\$0.00	\$0.00
\$1,000.00	\$50,000.00	\$0.00	\$0.00	\$0.00	\$5,000.00	\$0.00
\$5,966	-\$20,474	\$12,761	\$0	\$0	-\$5,000	\$0

Medicaid 4450	Mecca 4455	Fed Stab 4599/4580	ARRA 4610	ARRA 4611	Perkins 4700	ARRA Title 4810
\$56.00		\$500.00				
\$18.00						
\$869.00						
		\$12,261.00				
\$156.00	\$8,636.00					
\$1,315.00						
\$1,784.00	\$7,677.00					
\$427.00						
\$1,764.00						
	\$6,629.00					
\$577.00	\$6,584.00					
\$6,966.00	\$29,526.00	\$12,761.00	\$0.00	\$0.00	\$0.00	\$0.00
\$1,000.00	\$50,000.00	\$0.00	\$0.00	\$0.00	\$5,000.00	\$0.00
\$5,966	-\$20,474	\$12,761	\$0	\$0	-\$5,000	\$0

Erate 4850	4,910	4,968	ESU 4990	4991	Categorical 4995	Insurance 5300
			\$560.00			
	\$4,129.00	\$26,006.00		\$21,116.00	\$3,422.00	
\$3,091.00		\$13,832.00			\$1,983.00	
			\$6,360.00			
			\$250.00			
\$3,091.00			\$7,170.00	\$21,116.00	\$5,405.00	\$0.00
\$0.00	\$45,000.00		\$35,000.00			\$1,000.00
\$3,091			-\$27,830			-\$1,000

Erate 4850	4,910	4,968	ESU 4990	4991	Categorical 4995	Insurance 5300
			\$560.00			
	\$4,129.00	\$26,006.00		\$21,116.00	\$3,422.00	
\$3,091.00		\$13,832.00			\$1,983.00	
			\$6,360.00			
			\$250.00			
\$3,091.00			\$7,170.00	\$21,116.00	\$5,405.00	\$0.00
\$0.00	\$45,000.00		\$35,000.00			\$1,000.00

\$3,091			-\$27,830			-\$1,000

Erate 4850	4,910	4,968	ESU 4990	4991	Categorical 4995	Insurance 5300
			\$560.00			

	\$4,129.00	\$26,006.00		\$21,116.00	\$3,422.00	
\$3,091.00		\$13,832.00			\$1,983.00	
			\$6,360.00			
			\$250.00			
\$3,091.00			\$7,170.00	\$21,116.00	\$5,405.00	\$0.00
\$0.00	\$45,000.00		\$35,000.00			\$1,000.00
\$3,091			-\$27,830			-\$1,000

Erate 4850	4,910	4,968	ESU 4990	4991	Categorical 4995	Insurance 5300
			\$560.00			
	\$4,129.00	\$26,006.00		\$21,116.00	\$3,422.00	
\$3,091.00		\$13,832.00			\$1,983.00	
			\$6,360.00			
			\$250.00			
\$3,091.00			\$7,170.00	\$21,116.00	\$5,405.00	\$0.00
\$0.00	\$45,000.00		\$35,000.00			\$1,000.00
\$3,091			-\$27,830			-\$1,000

Erate 4850	4,910	4,968	ESU 4990	4991	Categorical 4995	Insurance 5300
			\$560.00			
	\$4,129.00	\$26,006.00		\$21,116.00	\$3,422.00	
\$3,091.00		\$13,832.00			\$1,983.00	
			\$6,360.00			
			\$250.00			
\$3,091.00			\$7,170.00	\$21,116.00	\$5,405.00	\$0.00
\$0.00	\$45,000.00		\$35,000.00			\$1,000.00
\$3,091			-\$27,830			-\$1,000

Erate 4850	4,910	4,968	ESU 4990	4991	Categorical 4995	Insurance 5300
			\$560.00			
	\$4,129.00	\$26,006.00		\$21,116.00	\$3,422.00	
\$3,091.00		\$13,832.00			\$1,983.00	
			\$6,360.00			
			\$250.00			
\$3,091.00			\$7,170.00	\$21,116.00	\$5,405.00	\$0.00
\$0.00	\$45,000.00		\$35,000.00			\$1,000.00
\$3,091			-\$27,830			-\$1,000

Erate 4850	4,910	4,968	ESU 4990	4991	Categorical 4995	Insurance 5300
			\$560.00			
	\$4,129.00	\$26,006.00		\$21,116.00	\$3,422.00	
\$3,091.00		\$13,832.00			\$1,983.00	
			\$6,360.00			
			\$250.00			
\$3,091.00			\$7,170.00	\$21,116.00	\$5,405.00	\$0.00

\$0.00	\$45,000.00		\$35,000.00			\$1,000.00
\$3,091			-\$27,830			-\$1,000

Erate 4850	4,910	4,968	ESU 4990	4991	Categorical 4995	Insurance 5300

			\$560.00			
	\$4,129.00	\$26,006.00		\$21,116.00	\$3,422.00	
\$3,091.00		\$13,832.00			\$1,983.00	
			\$6,360.00			
			\$250.00			
\$3,091.00			\$7,170.00	\$21,116.00	\$5,405.00	\$0.00
\$0.00	\$45,000.00		\$35,000.00			\$1,000.00
\$3,091			-\$27,830			-\$1,000

Erate 4850	4,910	4,968	ESU 4990	4991	Categorical 4995	Insurance 5300
			\$560.00			
	\$4,129.00	\$26,006.00		\$21,116.00	\$3,422.00	
\$3,091.00		\$13,832.00			\$1,983.00	
			\$6,360.00			
			\$250.00			
\$3,091.00			\$7,170.00	\$21,116.00	\$5,405.00	\$0.00
\$0.00	\$45,000.00		\$35,000.00			\$1,000.00
\$3,091			-\$27,830			-\$1,000

Sale of prop 5400	5500	Miscell.	non rev 5690	lit lnr	transfer in	GED
\$0.00	\$0.00	\$0.00	\$0.00	\$0.00	\$0.00	\$0.00
\$1,000.00			\$20,000.00			
-\$1,000	\$0	\$0	-\$20,000	\$0	\$0	\$0

Sale of prop 5400	5500	Miscell.	non rev 5690	lit lnr	transfer in	GED
			\$534.00			
			\$75.00			
			\$10,695.00			
			\$1,567.00			
			\$8,692.00			
			\$415.00			
			\$50.00			
			\$4,720.00			
\$5,360.00			\$214.00			
\$32,693.00			\$4,033.00			
\$38,053.00	\$0.00	\$0.00	\$30,995.00	\$0.00	\$0.00	\$0.00
\$1,000.00			\$20,000.00			
\$37,053	\$0	\$0	\$10,995	\$0	\$0	\$0

Sale of prop 5400	5500	Miscell.	non rev 5690	lit lnr	transfer in	GED
			\$534.00			
			\$75.00			
			\$10,695.00			
			\$1,567.00			
			\$8,692.00			
			\$415.00			
			\$50.00			
			\$4,720.00			
\$5,360.00			\$214.00			
\$32,693.00			\$4,033.00			
\$38,053.00	\$0.00	\$0.00	\$30,995.00	\$0.00	\$0.00	\$0.00
\$1,000.00			\$20,000.00			

\$37,053	\$0	\$0	\$10,995	\$0	\$0	\$0

Sale of prop 5400	5500	Miscell.	non rev 5690	lit lnr	transfer in	GED
			\$534.00			
			\$75.00			
			\$10,695.00			
			\$1,567.00			
			\$8,692.00			

			\$415.00			
			\$50.00			
			\$4,720.00			
\$5,360.00			\$214.00			
\$32,693.00			\$4,033.00			
\$38,053.00	\$0.00	\$0.00	\$30,995.00	\$0.00	\$0.00	\$0.00
\$1,000.00			\$20,000.00			
\$37,053	\$0	\$0	\$10,995	\$0	\$0	\$0

Sale of prop 5400	5500	Miscell.	non rev 5690	lit lnr	transfer in	GED
			\$534.00			
			\$75.00			
			\$10,695.00			
			\$1,567.00			
			\$8,692.00			
			\$415.00			
			\$50.00			
			\$4,720.00			
\$5,360.00			\$214.00			
\$32,693.00			\$4,033.00			
\$38,053.00	\$0.00	\$0.00	\$30,995.00	\$0.00	\$0.00	\$0.00
\$1,000.00			\$20,000.00			
\$37,053	\$0	\$0	\$10,995	\$0	\$0	\$0

Sale of prop 5400	5500	Miscell.	non rev 5690	lit lnr	transfer in	GED
			\$534.00			
			\$75.00			
			\$10,695.00			
			\$1,567.00			
			\$8,692.00			
			\$415.00			
			\$50.00			
			\$4,720.00			
\$5,360.00			\$214.00			
\$32,693.00			\$4,033.00			
\$38,053.00	\$0.00	\$0.00	\$30,995.00	\$0.00	\$0.00	\$0.00
\$1,000.00			\$20,000.00			
\$37,053	\$0	\$0	\$10,995	\$0	\$0	\$0

Sale of prop 5400	5500	Miscell.	non rev 5690	lit lnr	transfer in	GED
			\$534.00			
			\$75.00			
			\$10,695.00			
			\$1,567.00			
			\$8,692.00			
			\$415.00			
			\$50.00			
			\$4,720.00			
\$5,360.00			\$214.00			
\$32,693.00			\$4,033.00			
\$38,053.00	\$0.00	\$0.00	\$30,995.00	\$0.00	\$0.00	\$0.00
\$1,000.00			\$20,000.00			
\$37,053	\$0	\$0	\$10,995	\$0	\$0	\$0

Sale of prop 5400	5500	Miscell.	non rev 5690	lit lnr	transfer in	GED
			\$534.00			
			\$75.00			
			\$10,695.00			
			\$1,567.00			
			\$8,692.00			
			\$415.00			
			\$50.00			
			\$4,720.00			
\$5,360.00			\$214.00			
\$32,693.00			\$4,033.00			
\$38,053.00	\$0.00	\$0.00	\$30,995.00	\$0.00	\$0.00	\$0.00

\$1,000.00			\$20,000.00			
\$37,053	\$0	\$0	\$10,995	\$0	\$0	\$0

Sale of prop 5400	5500	Miscell.	non rev 5690	lit lnr	transfer in	GED
			\$534.00			
			\$75.00			
			\$10,695.00			
			\$1,567.00			

			\$8,692.00			
			\$415.00			
			\$50.00			
			\$4,720.00			
\$5,360.00			\$214.00			
\$32,693.00			\$4,033.00			
\$38,053.00	\$0.00	\$0.00	\$30,995.00	\$0.00	\$0.00	\$0.00
\$1,000.00			\$20,000.00			
\$37,053	\$0	\$0	\$10,995	\$0	\$0	\$0

Sale of prop 5400	5500	Miscell.	non rev 5690	lit lnr	transfer in	GED
			\$534.00			
			\$75.00			
			\$10,695.00			
			\$1,567.00			
			\$8,692.00			
			\$415.00			
			\$50.00			
			\$4,720.00			
\$5,360.00			\$214.00			
\$32,693.00			\$4,033.00			
\$38,053.00	\$0.00	\$0.00	\$30,995.00	\$0.00	\$0.00	\$0.00
\$1,000.00			\$20,000.00			
\$37,053	\$0	\$0	\$10,995	\$0	\$0	\$0

grant 9000
\$0.00
\$0

grant 9000
\$327.00
\$563.00
\$9,955.00
\$250.00
\$31.00
\$760.00
\$11,886.00
\$11,886

grant 9000
\$327.00
\$563.00
\$9,955.00
\$250.00
\$31.00
\$760.00
\$11,886.00

\$11,886

grant 9000
\$327.00
\$563.00
\$9,955.00

\$250.00
\$31.00
\$760.00
\$11,886.00
\$11,886

grant 9000
\$327.00
\$563.00
\$9,955.00
\$250.00
\$31.00
\$760.00
\$11,886.00
\$11,886

grant 9000
\$327.00
\$563.00
\$9,955.00
\$250.00
\$31.00
\$760.00
\$11,886.00
\$11,886

grant 9000
\$327.00
\$563.00
\$9,955.00
\$250.00
\$31.00
\$760.00
\$11,886.00
\$11,886

grant 9000
\$327.00
\$563.00
\$9,955.00
\$250.00
\$31.00
\$760.00
\$11,886.00

\$11,886

grant 9000
\$327.00
\$563.00
\$9,955.00

\$250.00
\$31.00
\$760.00
\$11,886.00
\$11,886

grant 9000
\$327.00
\$563.00
\$9,955.00
\$250.00
\$31.00
\$760.00
\$11,886.00
\$11,886

Budget

Disbursements

	September	October	November	December	January	February
Projected Exp	\$0	\$0	\$0	\$0	\$0	\$0
Actual Exp	\$0	\$0	\$0	\$0	\$0	\$0
Difference	\$0	\$0	\$0	\$0	\$0	\$0
Cumulative	\$0	\$0	\$0	\$0	\$0	\$0
% Spent	#DIV/0!	#DIV/0!	#DIV/0!	#DIV/0!	#DIV/0!	#DIV/0!

	March	April	May	June	July	August
Projected Exp	\$0	\$0	\$0	\$0	\$0	\$0
Actual Exp	\$0	\$0	\$0	\$0	\$0	\$0
Difference	\$0	\$0	\$0	\$0	\$0	\$0
Cumulative	\$0	\$0	\$0	\$0	\$0	\$0
% Spent	#DIV/0!	#DIV/0!	#DIV/0!	#DIV/0!	#DIV/0!	#DIV/0!

Month	Expenditures	Spent	of Budget	Budget Spent	Notes
September		\$0	#DIV/0!	8.33%	
October		\$0	#DIV/0!	16.67%	
November		\$0	#DIV/0!	25.00%	
December		\$0	#DIV/0!	33.33%	
January		\$0	#DIV/0!	41.67%	
February		\$0	#DIV/0!	50.00%	
March		\$0	#DIV/0!	58.33%	
April		\$0	#DIV/0!	66.67%	
May		\$0	#DIV/0!	75.00%	
June		\$0	#DIV/0!	83.33%	
July		\$0	#DIV/0!	91.67%	
August		\$0	#DIV/0!	100.00%	
Total					

Budgeted

month

Sample only=

	General Fund			Special Building		
	Local Taxes	Other Taxes	Total Taxes	Local Taxes	Other Taxes	Total Taxes
09/20	2,098,625.85	152,090.34	2,250,716.19	130,468.71	82.79	130,551.50
10/20	299,421.95	125,304.15	424,726.10	18,656.35	321.48	18,977.83
11/20	129,618.46	149,153.09	278,771.55	8,118.46	14.18	8,132.64
12/20	50,773.73	115,909.73	166,683.46	3,140.41	0.00	3,140.41
1/21	1,340,991.65	168,360.42	1,509,352.07	53,996.92	577.56	54,574.48
2/21	1,709,134.45	124,514.45	1,833,648.90	67,510.37	26.12	67,536.49
3/21	438,977.39	125,966.19	564,943.58	16,655.98	1,645.46	18,301.44
4/21	5,538,115.08	182,945.58	5,721,060.66	215,306.70	2,362.47	217,669.17
5/21	2,354,554.69	150,209.29	2,504,763.98	90,102.46	3,757.15	93,859.61
6/21	829,280.57	166,135.52	995,416.09	31,708.98	2,197.48	33,906.46
7/21	274,401.20	167,876.91	442,278.11	9,585.39	2,047.20	11,632.59
8/21	3,924,688.56	185,140.02	4,109,828.58	151,857.06	1,718.61	153,575.67
20-21	18,988,583.58	1,813,605.69	20,802,189.27	797,107.79	14,750.50	811,858.29

Budgeted \$18,925,994.00 \$732,323.00
 Diff \$62,589.58 \$64,784.79

	Local Taxes	Other Taxes	Total Taxes	Local Taxes	Other Taxes	Total Taxes
9/21	1,855,070.28	138,580.96	1,993,651.24	71,771.11	66.67	71,837.78
10/21	253,947.00	130,810.93	384,757.93	9,822.16	266.51	10,088.67
11/21	113,394.09	125,946.83	239,340.92	4,397.33	0.00	4,397.33
12/21	81,230.47	137,202.60	218,433.07	2,933.39	0.00	2,933.39
1/22	2,175,778.26	152,579.73	2,328,357.99	76,027.25	423.55	76,450.80
2/22	1,635,871.26	120,234.14	1,756,105.40	57,049.05	0.00	57,049.05
3/22	505,206.72	155,556.84	660,763.56	17,533.97	1,813.92	19,347.89
4/22	6,361,715.25	208,061.97	6,569,777.22	221,589.72	2,511.67	224,101.39
5/22	2,041,205.29	252,145.88	2,293,351.17	71,010.59	3,707.12	74,717.71
6/22	386,766.33	194,040.49	580,806.82	13,456.77	1,862.05	15,318.82
7/22	212,775.63	197,131.41	409,907.04	7,384.97	2,232.52	9,617.49
8/22	4,039,265.34	194,651.24	4,233,916.58	140,526.43	1,898.36	142,424.79
21-22	19,662,225.92	2,006,943.02	21,669,168.94	693,502.74	14,782.37	708,285.11

Budgeted \$20,322,098.00 \$707,071.00
 Diff -\$659,872.08 -\$13,568.26

	Local Taxes	Other Taxes	Total Taxes	Local Taxes	Other Taxes	Total Taxes
9/22	1,856,847.46	130,502.88	1,987,350.34	64,595.83	26.66	64,622.49
10/22	557,435.63	121,198.67	678,634.30	18,573.65	216.19	18,789.84
11/22	110,477.11	144,180.60	254,657.71	3,853.58	0.00	3,853.58
12/22	30,615.25	138,250.78	168,866.03	1,064.23	0.00	1,064.23
1/23	1,948,505.26	147,865.38	2,096,370.64	45,949.68	188.94	46,138.62
2/23	1,986,673.81	127,045.45	2,113,719.26	46,820.89	8.65	46,829.54
3/23	623,794.40	163,616.20	787,410.60	14,677.79	1,461.61	16,139.40

4/23	6,728,136.04	238,834.37	6,966,970.41	157,549.87	2,011.03	159,560.90
5/23	2,137,961.97	255,594.78	2,393,556.75	49,855.77	2,745.77	52,601.54
6/23	486,253.26	199,801.07	686,054.33	11,354.35	1,409.67	12,764.02
7/23	229,055.41	187,833.83	416,889.24	4,762.26	1,727.05	6,489.31
8/23	4,349,196.67	208,475.47	4,557,672.14	101,356.81	1,699.32	103,056.13
22-23	21,044,952.27	2,063,199.48	23,108,151.75	520,414.71	11,494.89	531,909.60

Levied \$21,669,860.00 \$505,051.00
Diff -\$624,907.73 \$15,363.71

	Local Taxes	Other Taxes	Total Taxes	Local Taxes	Other Taxes	Total Taxes
9/23	2,217,156.59	149,173.67	2,366,330.26	51,678.00	21.98	51,699.98
10/23	263,284.51	133,986.80	397,271.31	6,136.02	34.13	6,170.15
11/23	83,470.78	18.94	83,489.72	1,179.55	3,029.91	4,209.46
12/23	58,828.81	136,710.96	195,539.77	1,370.89	12.73	1,383.62
1/24		0.00			0.00	
2/24		0.00			0.00	
3/24		0.00			0.00	
4/24		0.00			0.00	
5/24		0.00			0.00	
6/24		0.00			0.00	
7/24		0.00			0.00	
8/24		0.00			0.00	
22-23	2,622,740.69	419,890.37	3,042,631.06	60,364.46	3,098.75	63,463.21

Levied
Diff \$2,622,740.69 \$60,364.46

Bond Fund			QCPUF			Monthly Total
Local Taxes	Other Taxes	Total Taxes	Local Taxes	Other Taxes	Total Taxes	
259,146.27	147.48	259,293.75	68,122.56	41.96	68,164.52	2,708,725.96
35,068.68	718.04	35,786.72	9,668.19	176.49	9,844.68	489,335.33
17,921.15	25.26	17,946.41	4,584.33	7.19	4,591.52	309,442.12
6,567.80	0.00	6,567.80	1,688.64	0.00	1,688.64	178,080.31
144,437.88	1,304.54	145,742.42	41,304.94	318.40	41,623.34	1,751,292.31
185,763.25	46.53	185,809.78	49,800.19	13.24	49,813.43	2,136,808.60
52,969.23	4,813.37	57,782.60	13,226.88	1,206.53	14,433.41	655,461.03
679,701.69	6,754.38	686,456.07	169,035.94	1,659.69	170,695.63	6,795,881.53
222,845.77	4,862.55	227,708.32	63,836.39	2,483.36	66,319.75	2,892,651.66
74,999.08	4,817.41	79,816.49	21,902.07	1,582.10	23,484.17	1,132,623.21
31,699.63	5,936.84	37,636.47	7,911.75	1,500.01	9,411.76	500,958.93
493,608.80	4,989.62	498,598.42	119,330.78	1,257.02	120,587.80	4,882,590.47
2,204,729.23	34,416.02	2,239,145.25	570,412.66	10,245.99	580,658.65	24,433,851.46

\$2,129,556.00

\$556,094.00

\$75,173.23

\$14,318.66

Local Taxes	Other Taxes	Total Taxes	Local Taxes	Other Taxes	Total Taxes	Monthly Total
174,332.79	151.45	174,484.24	50,032.99	45.35	50,078.34	2,290,051.60
23,891.09	725.56	24,616.65	6,880.50	202.74	7,083.24	426,546.49
10,975.16	0.00	10,975.16	3,103.74	0.00	3,103.74	257,817.15
7,455.13	0.00	7,455.13	2,167.42	0.00	2,167.42	230,989.01
204,092.30	1,234.70	205,327.00	58,773.33	322.43	59,095.76	2,669,231.55
167,772.02	0.00	167,772.02	44,658.82	0.00	44,658.82	2,025,585.29
57,176.20	5,041.44	62,217.64	15,364.39	1,360.84	16,725.23	759,054.32
716,617.81	8,237.94	724,855.75	180,368.78	1,824.08	182,192.86	7,700,927.22
175,314.94	9,815.83	185,130.77	50,118.62	2,640.90	52,759.52	2,605,959.17
34,676.45	5,652.69	40,329.14	9,970.35	1,394.19	11,364.54	647,819.32
21,520.49	6,812.79	28,333.28	5,562.40	1,692.52	7,254.92	455,112.73
489,218.50	5,765.97	494,984.47	116,656.93	1,115.35	117,772.28	4,989,098.12
2,083,042.88	43,438.37	2,126,481.25	543,658.27	10,598.40	554,256.67	25,058,191.97

\$2,124,517.00

\$555,710.00

-\$41,474.12

-\$12,051.73

Local Taxes	Other Taxes	Total Taxes	Local Taxes	Other Taxes	Total Taxes	Monthly Total
159,454.60	60.16	159,514.76	46,839.24	327.90	47,167.14	2,258,654.73
44,286.58	607.22	44,893.80	12,775.39	142.48	12,917.87	755,235.81
9,804.44	22.33	9,826.77	2,752.25	6.69	2,758.94	271,097.00
2,974.82	0.00	2,974.82	800.81	0.00	800.81	173,705.89
225,774.97	575.63	226,350.60	54,289.67	149.78	54,439.45	2,423,299.31
219,812.46	19.52	219,831.98	49,118.30	5.85	49,124.15	2,429,504.93
86,807.01	7,249.18	94,056.19	19,501.17	1,618.43	21,119.60	918,725.79

888,069.36	10,000.02	898,069.38	184,356.26	2,028.00	186,384.26	8,210,984.95
201,926.74	12,180.10	214,106.84	47,558.77	2,705.44	50,264.21	2,710,529.34
47,293.36	7,106.72	54,400.08	10,972.84	1,472.73	12,445.57	765,664.00
25,498.89	8,725.64	34,224.53	5,496.97	1,773.06	7,270.03	464,873.11
631,539.18	8,362.59	639,901.77	126,447.71	1,741.73	128,189.44	5,428,819.48
2,543,242.41	54,909.11	2,598,151.52	560,909.38	11,972.09	572,881.47	26,811,094.34

\$2,646,465.00

\$570,336.00

-\$103,222.59

-\$9,426.62

Local Taxes	Other Taxes	Total Taxes	Local Taxes	Other Taxes	Total Taxes	Monthly Total
204,782.36	83.24	204,865.60	49,050.60	20.37	49,070.97	2,671,966.81
26,678.84	0.00	26,678.84	6,021.65	0.00	6,021.65	436,141.95
5,479.91	0.00	5,479.91	1,209.19	0.00	1,209.19	94,388.28
6,580.93	0.00	6,580.93	1,340.25	0.00	1,340.25	204,844.57
	0.00			0.00		0.00
	0.00			0.00		0.00
	0.00			0.00		0.00
	0.00			0.00		0.00
	0.00			0.00		0.00
	0.00			0.00		0.00
	0.00			0.00		0.00
	0.00			0.00		0.00
	0.00			0.00		0.00
	0.00			0.00		0.00
243,522.04	83.24	243,605.28	57,621.69	20.37	57,642.06	3,407,341.61

\$243,522.04

\$57,621.69

Ulimited
recorded

20-21 Total

24,433,851.46

\$22,343,967.00

\$216,866.26

21-22 Total

25,058,191.97

\$23,709,396.00

-\$726,966.19

22-23 Total

26,811,094.34

\$25,391,712.00

-\$722,193.23

23-24 Total

3,407,341.61

\$0.00

\$2,984,248.88

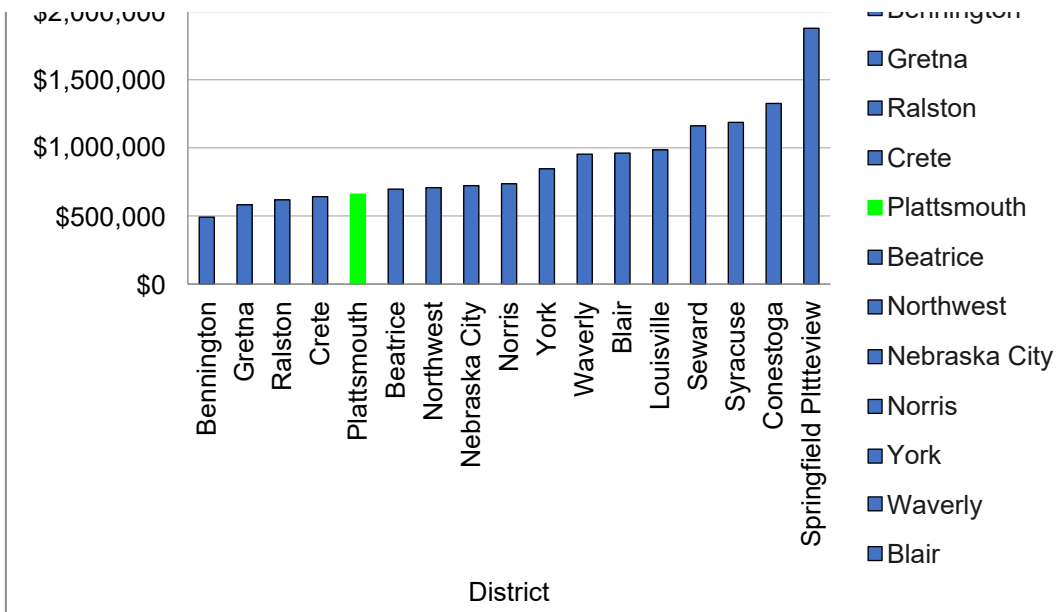
District	Valuation	Enrollment	Per student	
Bennington	\$1,875,308,934	3816	\$491,433	\$4,914
Gretna	\$3,565,747,382	6127	\$581,973	\$5,820
Ralston	\$1,971,895,050	3190	\$618,149	\$6,181
Crete	\$1,236,104,489	1927	\$641,466	\$6,415
Plattsmouth	\$894,862,876	1357	\$659,442	\$6,594
Beatrice	\$1,298,995,241	1864	\$696,886	\$6,969
Northwest	\$996,797,190	1409	\$707,450	\$7,075
Nebraska City	\$996,035,726	1379	\$722,288	\$7,223
Norris	\$1,804,950,859	2452	\$736,114	\$7,361
York	\$1,178,316,279	1393	\$845,884	\$8,459
Waverly	\$2,025,886,806	2125	\$953,358	\$9,534
Blair	\$2,098,392,910	2183	\$961,243	\$9,612
Louisville	\$616,502,576	626	\$984,828	\$9,848
Seward	\$1,680,093,238	1447	\$1,161,087	\$11,611
Syracuse	\$886,490,848	747	\$1,186,735	\$11,867
Conestoga	\$857,708,323	647	\$1,325,670	\$13,257
Springfield Plttteview	\$2,093,449,029	1115	\$1,877,533	\$18,775

	State Aid		St Aid/Std	Val/Std
Crete	\$352,528	2125	\$166	\$6,415
Bennington	\$20,072,007	6127	\$3,276	\$4,914
Norris	\$4,488,546	3816	\$1,176	\$7,361
Plattsmouth	\$4,661,377	2183	\$2,135	\$6,594
Ralston	\$10,659,909	3190	\$3,342	\$6,181
Waverly	\$352,528	1927	\$183	\$9,534
Beatrice	\$5,449,448	1864	\$2,924	\$6,969
Blair	\$438,847	1447	\$303	\$9,612
York	\$2,340,525	1379	\$1,697	\$8,459
Nebraska City	\$4,654,065	1393	\$3,341	\$7,223
Syracuse	\$119,774	1409	\$85	\$11,867
Louisville	\$1,629,086	747	\$2,181	\$9,848
Seward	\$288,134	626	\$460	\$11,611
Northwest	\$8,305,437	1357	\$6,120	\$7,075
Conestoga	\$104,662	647	\$162	\$13,257
Gretna	\$19,917,450	2452	\$8,123	\$5,820
Springfield Plttteview	\$1,172,643	1115	\$1,052	\$18,775

Total Valuation Per Student

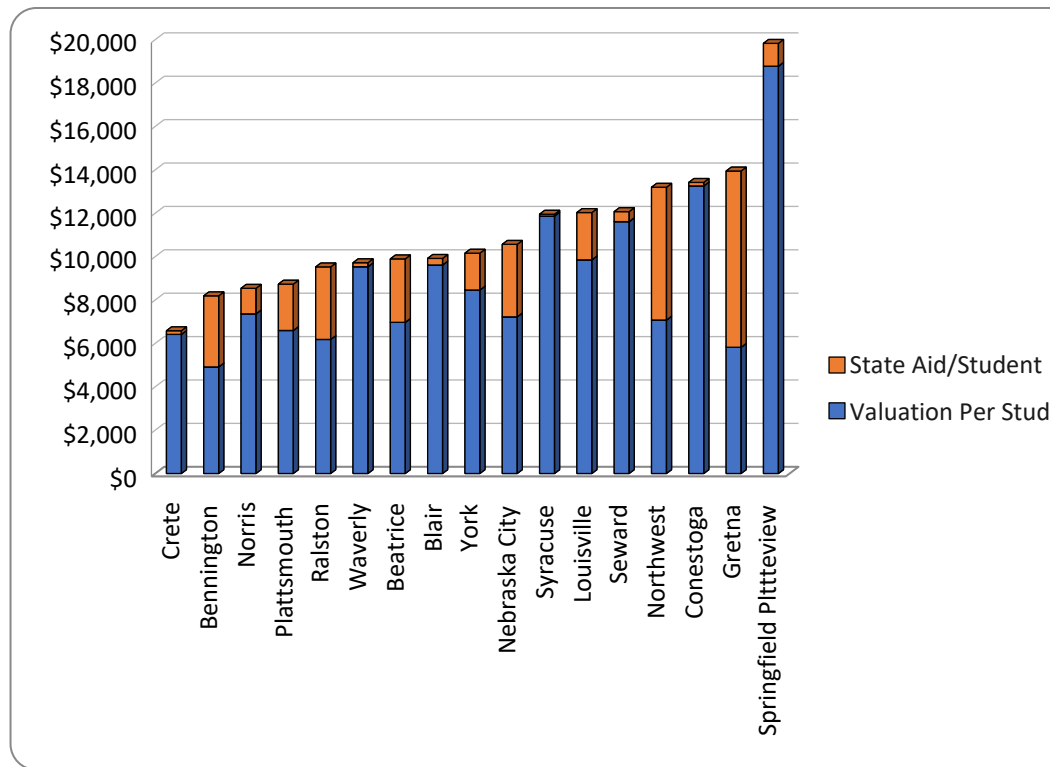
\$2 000 000

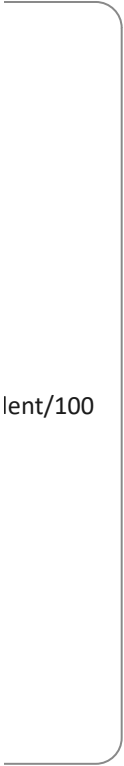
■ Bennington



Total

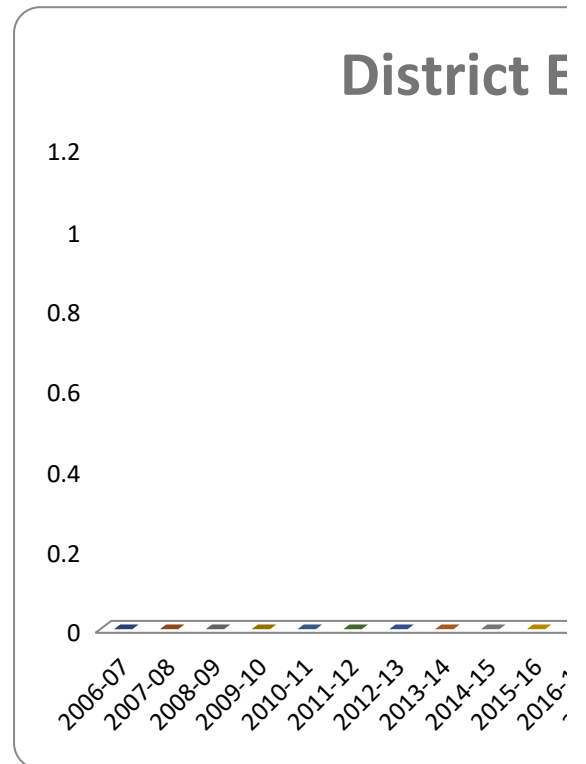
- \$6,581
- \$8,190
- \$8,537
- \$8,730
- \$9,523
- \$9,717
- \$9,892
- \$9,916
- \$10,156
- \$10,564
- \$11,952
- \$12,029
- \$12,071
- \$13,195
- \$13,418
- \$13,943
- \$19,827





lent/100

2006-07
2007-08
2008-09
2009-10
2010-11
2011-12
2012-13
2013-14
2014-15
2015-16
2016-17
2017-18
2018-19
2019-20
2020-21
2021-22
2022-23
2023-24
2024-25



Enrollment

- 2006-07
- 2007-08
- 2008-09
- 2009-10
- 2010-11
- 2011-12
- 2012-13
- 2013-14
- 2014-15
- 2015-16
- 2016-17
- 2017-18

.17
2017-18
2018-19
2019-20
2020-21
2021-22
2022-23
2023-24
2024-25

Expenses

Code	20-21	19-20	18-19	Difference
1100	\$7,673,983	\$7,911,764	\$8,128,328	-\$216,564
1125	\$136,969	\$180,054	\$145,224	\$34,830
1150	\$87,231	\$90,888	\$76,615	\$14,273
1160	\$797,789	\$790,705	\$794,162	-\$3,457
1190		\$111,941		\$111,941
1195	\$23,839	\$11,250	\$26,877	-\$15,627
1200	\$3,066,039	\$2,789,676	\$2,753,038	\$36,638
1291	\$173,847	\$199,842	\$270,733	-\$70,891
1300	\$21,610	\$3,323	\$28,034	-\$24,711
2100	\$969,852	\$1,200,063	\$1,148,367	\$51,696
2120				\$0
2130				\$0
2141				\$0
2151				\$0
2161				\$0
2171				\$0
2181				\$0
2200	\$544,731	\$615,444	\$474,379	\$141,065
2210				\$0
2212				\$0
2213				\$0
220				\$0
2224				\$0
2230				\$0
2300	\$503,213	\$500,062	\$526,864	-\$26,802
2310				\$0
2320				\$0
2330				\$0
2410	\$1,288,746	\$1,267,010	\$1,226,129	\$40,881
2490				\$0
2500	\$559,870	\$828,591	\$716,058	\$112,533
2510				\$0
2530				\$0
2560				\$0
2570				\$0
2580				\$0
2600	\$1,391,542	\$1,471,840	\$1,310,439	\$161,401
2610				\$0
2620				\$0
2630				\$0
2640				\$0
2650				\$0

2660				\$0
2670				\$0
2680				\$0
2710	\$387,689	\$285,777	\$423,741	-\$137,964
2712	\$196,184	\$236,540	\$271,359	-\$34,819
2713				\$0
2730				\$0
2732				\$0
2733				\$0
3300	\$15,641	\$27,391	\$39,303	-\$11,912
3400	\$5,011	\$4,207	\$5,929	-\$1,722
			\$1,896	-\$1,896
3535	\$12,284	\$13,027	\$12,046	\$981
3541		\$80,341	\$71,950	\$8,391
3570	\$73,546	\$10,843	\$38,165	-\$27,322
3599	\$1,879	\$11,042		\$11,042
4300				\$0
6000	\$2,598,856	\$1,759,562	\$727,378	\$1,032,184
6200				\$0
6310				\$0
6406				\$0
6408				\$0
6412				\$0
6700				\$0
6992				\$0
6996				\$0
6997				\$0
8000	\$15,000	\$17,320	\$3,634	\$13,686
9000	\$3,248	\$237	\$7	\$230
	\$20,548,599	\$20,418,740	\$19,220,655	\$1,198,085

	20-21	19-20	18-19	Difference
Local				
State				

Enrollment done, other charts incomplete

Assessment Data

	3-8 ELA	3-8 Math	5&8 Science
	43	38	65
	55	64	66
	48	56	77
	47	51	50
	42	36	65
	48	44	74
	56	63	82
	52	55	74
	50	48	64
	52	56	68
	68	73	76
	67	59	94
	53	50	69
	65	85	92
	59	48	86
	55	56	78
	60	67	67
	44	50	61
	55	58	63
	45	46	62
	34	37	61
	30	30	36
	64	65	78
	45	32	66
	39	39	58
Average	51.04	52.24	69.28

ACT	11 ELA	11 Math	11 Science
	-	50	55
	49	60	51
	72	69	72
	-	-	59
	46	59	57
	45	71	48
	54	71	71
	46	46	46
	59	76	65
	43	57	57
	71	75	71
	52	59	48
	63	54	60
	55	58	56

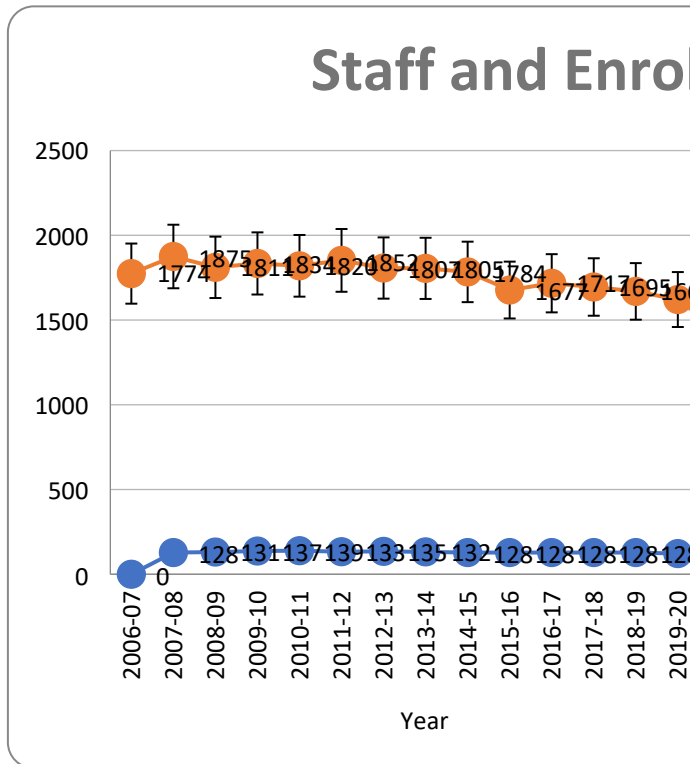
	52	54	52
	71	54	46
	41	43	47
			36
	71	57	53
	42	42	42
		63	63
Average	54.82	58.84	55.00

POVERTY	
47.03	
42.96	
35.37	
56.31	
44.88	
46.39	
45.89	
35.85	
31.53	
39.28	
43.15	
34.06	
41.18	
49.74	
58.14	
38.95	
41.98	
49.11	
56.14	
63.21	
55.33	
91.41	
45.59	
61.18	
46.52	
Average	48.05

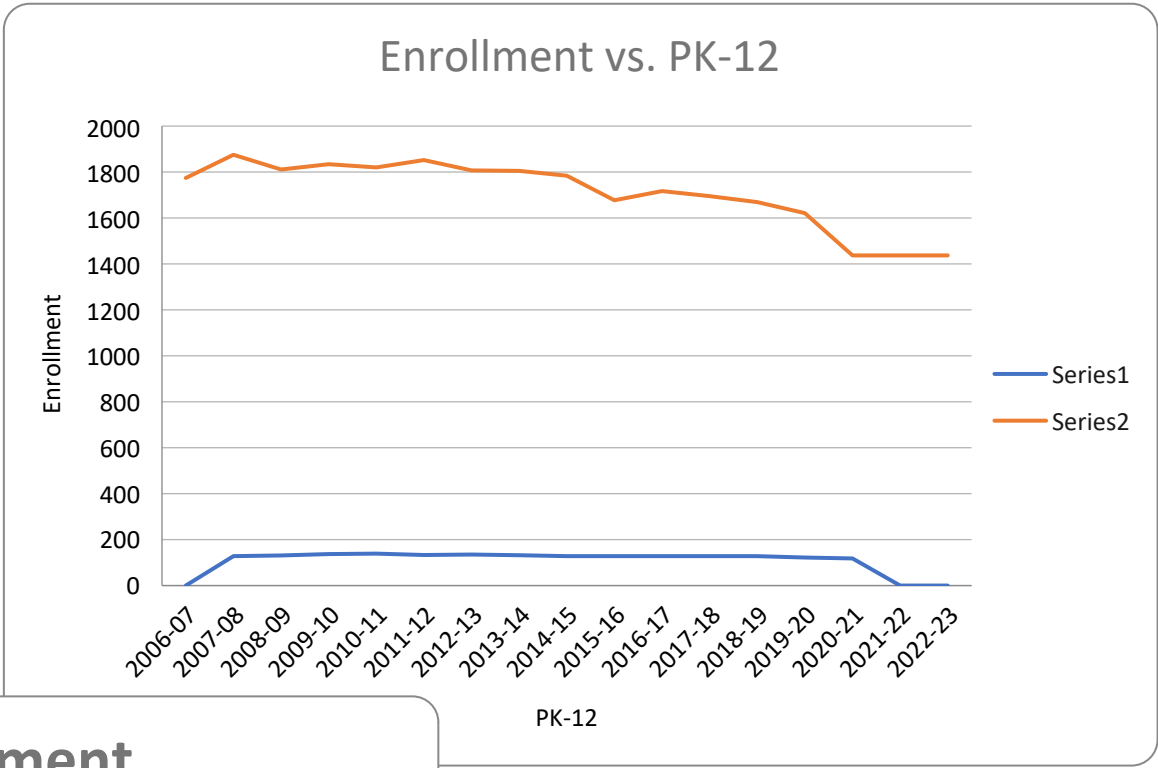
Plattsmouth enrollment

Maybe


Year	Staff	Enrollment		
2006-07		1774		
2007-08	128	1875	5.69%	
2008-09	131	1811	-3.41%	
2009-10	137	1834	1.27%	
2010-11	139	1820	-0.76%	
2011-12	133	1852	1.76%	
2012-13	135	1807	-2.43%	
2013-14	132	1805	-0.11%	
2014-15	128	1784	-1.16%	
2015-16	128	1677	-6.00%	
2016-17	128	1717	2.39%	
2017-18	128	1695	-1.28%	
2018-19	128	1669	-1.53%	
2019-20	122	1621	-2.88%	
2020-21	118	1437	#####	#####
2021-22		1437	0.00%	-1.27%
2022-23		1437	0.00%	



add a chart showing elementary vs



Enrollment



<u>Taxes</u>	<u>Sept</u>	<u>Oct</u>	<u>Nov</u>	<u>Dec</u>	<u>Jan</u>	<u>Feb</u>
Keith County						
Perkins County						
Total	<u>\$0.00</u>	<u>\$0.00</u>	<u>\$0.00</u>	<u>\$0.00</u>	<u>\$0.00</u>	<u>\$0.00</u>
	<u>\$0.00</u>					

<u>Date</u>	<u>Total of Other Receipts</u>	<u>State Aid</u>	<u>Taxes 1110</u>	<u>Carline 1115</u>	<u>Public Pwr Tx 1120</u>	<u>Motor Veh. 1125</u>
Sept. 2015	\$96,289.00	\$13,805.00	\$2,136,461.00	\$12,898.00		\$45,177.00
Oct. 2015	\$227,690.00	\$13,805.00	\$413,663.00			\$40,107.00
Nov.: 2015	\$146,478.00	\$13,805.00	98,838.00			\$50,941.00
Dec.: 2015	\$175,864.00	\$13,805.00	\$40,574.00			\$33,579.00
Jan: 2016	\$363,859.00	\$13,805.00	\$1,132,576.00			\$49,359.00
Feb. 2014	\$451,761.00	\$13,805.00	\$248,100.00			\$70,495.00
March. 2013	\$295,143.00	\$13,805.00	\$133,718.00			\$38,781.00
Apr. 2013	\$419,163.00	\$13,805.00	\$203,195.00			\$45,949.00
May. 2013	\$444,613.00	\$13,805.00	2,742,703.00	\$52,606.00		\$44,724.00
June. 2012	\$0.00					
July. 2012	\$0.00	\$0.00				
Aug. 2012	\$0.00	\$0.00				
14-15 Month Tot.	\$9,815,282.00	\$124,245.00	\$7,149,828	\$65,504.00	\$0.00	\$419,112.00
14-15 Budget	\$10,860,121.00	322,621	8,237,500	\$70,000.00	\$0.00	\$460,000.00
Difference	-\$1,044,839	-\$198,376	-\$1,087,672	-\$4,496	\$0	-\$40,888
Amt off						

<u>Taxes</u>	<u>Sept</u>	<u>Oct</u>	<u>Nov</u>	<u>Dec</u>	<u>Jan</u>	<u>Feb</u>
Keith County						
Perkins County						
Total	<u>\$0.00</u>	<u>\$0.00</u>	<u>\$0.00</u>	<u>\$0.00</u>	<u>\$0.00</u>	<u>\$0.00</u>
	<u>\$0.00</u>					

<u>Date</u>	<u>Total of Other Receipts</u>	<u>State Aid</u>	<u>Taxes 1110</u>	<u>Carline 1115</u>	<u>Public Pwr Tx 1120</u>	<u>Motor Veh. 1125</u>
Sept. 2014	\$123,252.00	\$32,262.00	\$2,196,731.00	\$14,788.00		\$40,518.00
Oct. 2014	\$77,667.00	\$32,262.00	\$393,842.00			\$39,718.00
Nov. 2014	\$99,123.00	\$32,262.00	100,547.00			\$53,256.00
Dec. 2014	\$183,382.00	\$32,262.00	\$33,228.00			\$33,031.00
Jan. 2015	\$216,521.00	\$32,262.00	\$894,800.00			\$52,664.00
Feb. 2014	\$494,082.00	\$32,262.00	\$343,506.00	\$0.00		\$73,446.00
March. 2013	\$331,144.00	\$32,262.00	\$130,848.00			\$42,039.00
Apr. 2013	\$619,465.00	\$32,262.00	\$252,292.00			\$44,111.00
May. 2013	\$463,633.00	\$32,262.00	2,782,047.00	\$47,019.00		\$40,322.00
June. 2012	\$290,873.00	\$32,262.00	\$414,471.00			\$40,753.00
July. 2012	\$108,436.00	\$0.00	\$57,690.00			\$44,313.00
Aug. 2012	\$138,970.00	\$0.00	\$97,867.00			\$42,084.00
14-15 Month Tot.	\$11,123,070.00	\$322,620.00	\$7,697,869	\$61,807.00	\$0.00	\$546,255.00
14-15 Budget	\$10,860,121.00	322,621	8,237,500	\$70,000.00	\$0.00	\$460,000.00
Difference	\$262,949	-\$1	-\$539,631	-\$8,193	\$0	\$86,255
Amt off						

<u>Taxes</u>	<u>Sept</u>	<u>Oct</u>	<u>Nov</u>	<u>Dec</u>	<u>Jan</u>	<u>Feb</u>
Keith County						
Perkins County						
Total	<u>\$0.00</u>	<u>\$0.00</u>	<u>\$0.00</u>	<u>\$0.00</u>	<u>\$0.00</u>	<u>\$0.00</u>
	<u>\$0.00</u>					

Date	Total of Other Receipts	State Aid	Taxes 1110	Carline 1115	Public Pwr Tx 1120	Motor Veh. 1125
Sept. 2014	\$123,252.00	\$32,262.00	\$2,196,731.00	\$14,788.00		\$40,518.00
Oct. 2014	\$77,667.00	\$32,262.00	\$393,842.00			\$39,718.00
Nov. 2014	\$99,123.00	\$32,262.00	100,547.00			\$53,256.00
Dec. 2014	\$183,382.00	\$32,262.00	\$33,228.00			\$33,031.00
Jan. 2015	\$216,521.00	\$32,262.00	\$894,800.00			\$52,664.00
Feb. 2014	\$494,082.00	\$32,262.00	\$343,506.00	\$0.00		\$73,446.00
March. 2013	\$331,144.00	\$32,262.00	\$130,848.00			\$42,039.00
Apr. 2013	\$619,465.00	\$32,262.00	\$252,292.00			\$44,111.00
May. 2013	\$463,633.00	\$32,262.00	2,782,047.00	\$47,019.00		\$40,322.00
June. 2012	\$290,873.00	\$32,262.00	\$414,471.00			\$40,753.00
July. 2012	\$108,436.00	\$0.00	\$57,690.00			\$44,313.00
Aug. 2012	\$138,970.00	\$0.00	\$97,867.00			\$42,084.00
14-15 Month Tot.	\$11,123,070.00	\$322,620.00	\$7,697,869	\$61,807.00	\$0.00	\$546,255.00
14-15 Budget	\$10,860,121.00	322,621	8,237,500	\$70,000.00	\$0.00	\$460,000.00

Difference	\$262,949	-\$1	-\$539,631	-\$8,193	\$0	\$86,255
Amt off						

<u>Taxes</u>	<u>Sept</u>	<u>Oct</u>	<u>Nov</u>	Dec	Jan	Feb
Keith County						
Perkins County						
Total	<u>\$0.00</u>	<u>\$0.00</u>	<u>\$0.00</u>	<u>\$0.00</u>	<u>\$0.00</u>	<u>\$0.00</u>
	<u>\$0.00</u>					

Date	Total of Other Receipts	State Aid	Taxes 1110	Carline 1115	Public Pwr Tx 1120	Motor Veh. 1125
Sept. 2014	\$123,252.00	\$32,262.00	\$2,196,731.00	\$14,788.00		\$40,518.00
Oct. 2014	\$77,667.00	\$32,262.00	\$393,842.00			\$39,718.00
Nov. 2014	\$99,123.00	\$32,262.00	100,547.00			\$53,256.00
Dec. 2014	\$183,382.00	\$32,262.00	\$33,228.00			\$33,031.00
Jan. 2015	\$216,521.00	\$32,262.00	\$894,800.00			\$52,664.00

Feb. 2014	\$494,082.00	\$32,262.00	\$343,506.00	\$0.00		\$73,446.00
March. 2013	\$331,144.00	\$32,262.00	\$130,848.00			\$42,039.00
Apr. 2013	\$619,465.00	\$32,262.00	\$252,292.00			\$44,111.00
May. 2013	\$463,633.00	\$32,262.00	2,782,047.00	\$47,019.00		\$40,322.00
June. 2012	\$290,873.00	\$32,262.00	\$414,471.00			\$40,753.00
July. 2012	\$108,436.00	\$0.00	\$57,690.00			\$44,313.00
Aug. 2012	\$138,970.00	\$0.00	\$97,867.00			\$42,084.00
14-15 Month Tot.	\$11,123,070.00	\$322,620.00	\$7,697,869	\$61,807.00	\$0.00	\$546,255.00
14-15 Budget	\$10,860,121.00	322,621	8,237,500	\$70,000.00	\$0.00	\$460,000.00
Difference	\$262,949	-\$1	-\$539,631	-\$8,193	\$0	\$86,255
Amt off						

\$0.00

Date	Total of Other Receipts	State Aid	Taxes 1110	Carline 1115	Public Pwr Tx 1120	Motor Veh. 1125
Sept. 2014	\$123,252.00	\$32,262.00	\$2,196,731.00	\$14,788.00		\$40,518.00
Oct. 2014	\$77,667.00	\$32,262.00	\$393,842.00			\$39,718.00
Nov. 2014	\$99,123.00	\$32,262.00	100,547.00			\$53,256.00
Dec. 2014	\$183,382.00	\$32,262.00	\$33,228.00			\$33,031.00
Jan. 2015	\$216,521.00	\$32,262.00	\$894,800.00			\$52,664.00
Feb. 2014	\$494,082.00	\$32,262.00	\$343,506.00	\$0.00		\$73,446.00
March. 2013	\$331,144.00	\$32,262.00	\$130,848.00			\$42,039.00
Apr. 2013	\$619,465.00	\$32,262.00	\$252,292.00			\$44,111.00
May. 2013	\$463,633.00	\$32,262.00	2,782,047.00	\$47,019.00		\$40,322.00
June. 2012	\$290,873.00	\$32,262.00	\$414,471.00			\$40,753.00
July. 2012	\$108,436.00	\$0.00	\$57,690.00			\$44,313.00
Aug. 2012	\$138,970.00	\$0.00	\$97,867.00			\$42,084.00
14-15 Month Tot.	\$11,123,070.00	\$322,620.00	\$7,697,869	\$61,807.00	\$0.00	\$546,255.00
14-15 Budget	\$10,860,121.00	322,621	8,237,500	\$70,000.00	\$0.00	\$460,000.00
Difference	\$262,949	-\$1	-\$539,631	-\$8,193	\$0	\$86,255
Amt off						

<u>Taxes</u>	<u>Sept</u>	<u>Oct</u>	<u>Nov</u>	Dec	Jan	Feb
Keith County						
Perkins County						
Total	\$0.00	\$0.00	\$0.00	\$0.00	\$0.00	\$0.00
	\$0.00					

<u>Date</u>	<u>Total of Other Receipts</u>	<u>State Aid</u>	<u>Taxes 1110</u>	<u>Carline 1115</u>	<u>Public Pwr Tx 1120</u>	<u>Motor Veh. 1125</u>
Sept. 2014	\$123,252.00	\$32,262.00	\$2,196,731.00	\$14,788.00		\$40,518.00
Oct. 2014	\$77,667.00	\$32,262.00	\$393,842.00			\$39,718.00
Nov. 2014	\$99,123.00	\$32,262.00	100,547.00			\$53,256.00
Dec. 2014	\$183,382.00	\$32,262.00	\$33,228.00			\$33,031.00
Jan. 2015	\$216,521.00	\$32,262.00	\$894,800.00			\$52,664.00
Feb. 2014	\$494,082.00	\$32,262.00	\$343,506.00	\$0.00		\$73,446.00
March. 2013	\$331,144.00	\$32,262.00	\$130,848.00			\$42,039.00
Apr. 2013	\$619,465.00	\$32,262.00	\$252,292.00			\$44,111.00
May. 2013	\$463,633.00	\$32,262.00	2,782,047.00	\$47,019.00		\$40,322.00
June. 2012	\$290,873.00	\$32,262.00	\$414,471.00			\$40,753.00
July. 2012	\$108,436.00	\$0.00	\$57,690.00			\$44,313.00
Aug. 2012	\$138,970.00	\$0.00	\$97,867.00			\$42,084.00
14-15 Month Tot.	\$11,123,070.00	\$322,620.00	\$7,697,869	\$61,807.00	\$0.00	\$546,255.00
14-15 Budget	\$10,860,121.00	322,621	8,237,500	\$70,000.00	\$0.00	\$460,000.00
Difference	\$262,949	-\$1	-\$539,631	-\$8,193	\$0	\$86,255
Amt off						

<u>Taxes</u>	<u>Sept</u>	<u>Oct</u>	<u>Nov</u>	<u>Dec</u>	<u>Jan</u>	<u>Feb</u>
Keith County						
Perkins County						
Total	\$0.00	\$0.00	\$0.00	\$0.00	\$0.00	\$0.00
	\$0.00					

<u>Date</u>	<u>Total of Other Receipts</u>	<u>State Aid</u>	<u>Taxes 1110</u>	<u>Carline 1115</u>	<u>Public Pwr Tx 1120</u>	<u>Motor Veh. 1125</u>
Sept. 2014	\$123,252.00	\$32,262.00	\$2,196,731.00	\$14,788.00		\$40,518.00
Oct. 2014	\$77,667.00	\$32,262.00	\$393,842.00			\$39,718.00
Nov. 2014	\$99,123.00	\$32,262.00	100,547.00			\$53,256.00
Dec. 2014	\$183,382.00	\$32,262.00	\$33,228.00			\$33,031.00
Jan. 2015	\$216,521.00	\$32,262.00	\$894,800.00			\$52,664.00
Feb. 2014	\$494,082.00	\$32,262.00	\$343,506.00	\$0.00		\$73,446.00
March. 2013	\$331,144.00	\$32,262.00	\$130,848.00			\$42,039.00
Apr. 2013	\$619,465.00	\$32,262.00	\$252,292.00			\$44,111.00
May. 2013	\$463,633.00	\$32,262.00	2,782,047.00	\$47,019.00		\$40,322.00
June. 2012	\$290,873.00	\$32,262.00	\$414,471.00			\$40,753.00
July. 2012	\$108,436.00	\$0.00	\$57,690.00			\$44,313.00
Aug. 2012	\$138,970.00	\$0.00	\$97,867.00			\$42,084.00
14-15 Month Tot.	\$11,123,070.00	\$322,620.00	\$7,697,869	\$61,807.00	\$0.00	\$546,255.00
14-15 Budget	\$10,860,121.00	322,621	8,237,500	\$70,000.00	\$0.00	\$460,000.00
Difference	\$262,949	-\$1	-\$539,631	-\$8,193	\$0	\$86,255
Amt off						

Taxes	Sept	Oct	Nov	Dec	Jan	Feb
Keith County						
Perkins County						
Total	\$0.00	\$0.00	\$0.00	\$0.00	\$0.00	\$0.00
	\$0.00					

Date	Total of Other Receipts	State Aid	Taxes 1110	Carline 1115	Public Pwr Tx 1120	Motor Veh. 1125
Sept. 2014	\$123,252.00	\$32,262.00	\$2,196,731.00	\$14,788.00		\$40,518.00
Oct. 2014	\$77,667.00	\$32,262.00	\$393,842.00			\$39,718.00
Nov. 2014	\$99,123.00	\$32,262.00	100,547.00			\$53,256.00
Dec. 2014	\$183,382.00	\$32,262.00	\$33,228.00			\$33,031.00
Jan. 2015	\$216,521.00	\$32,262.00	\$894,800.00			\$52,664.00
Feb. 2014	\$494,082.00	\$32,262.00	\$343,506.00	\$0.00		\$73,446.00
March. 2013	\$331,144.00	\$32,262.00	\$130,848.00			\$42,039.00
Apr. 2013	\$619,465.00	\$32,262.00	\$252,292.00			\$44,111.00
May. 2013	\$463,633.00	\$32,262.00	2,782,047.00	\$47,019.00		\$40,322.00
June. 2012	\$290,873.00	\$32,262.00	\$414,471.00			\$40,753.00
July. 2012	\$108,436.00	\$0.00	\$57,690.00			\$44,313.00
Aug. 2012	\$138,970.00	\$0.00	\$97,867.00			\$42,084.00
14-15 Month Tot.	\$11,123,070.00	\$322,620.00	\$7,697,869	\$61,807.00	\$0.00	\$546,255.00

14-15 Budget	\$10,860,121.00	322,621	8,237,500	\$70,000.00	\$0.00	\$460,000.00
Difference	\$262,949	-\$1	-\$539,631	-\$8,193	\$0	\$86,255
Amt off						

<u>Taxes</u>	<u>Sept</u>	<u>Oct</u>	<u>Nov</u>	Dec	Jan	Feb
Keith County						
Perkins County						
Total		<u>\$0.00</u>	<u>\$0.00</u>	<u>\$0.00</u>	<u>\$0.00</u>	<u>\$0.00</u>
		<u>\$0.00</u>				

<u>Date</u>	<u>Total of Other Receipts</u>	<u>State Aid</u>	<u>Taxes 1110</u>	<u>Carline 1115</u>	<u>Public Pwr Tx 1120</u>	<u>Motor Veh. 1125</u>
Sept. 2014	\$123,252.00	\$32,262.00	\$2,196,731.00	\$14,788.00		\$40,518.00
Oct. 2014	\$77,667.00	\$32,262.00	\$393,842.00			\$39,718.00
Nov. 2014	\$99,123.00	\$32,262.00	100,547.00			\$53,256.00
Dec. 2014	\$183,382.00	\$32,262.00	\$33,228.00			\$33,031.00

Jan. 2015	\$216,521.00	\$32,262.00	\$894,800.00			\$52,664.00
Feb. 2014	\$494,082.00	\$32,262.00	\$343,506.00	\$0.00		\$73,446.00
March. 2013	\$331,144.00	\$32,262.00	\$130,848.00			\$42,039.00
Apr. 2013	\$619,465.00	\$32,262.00	\$252,292.00			\$44,111.00
May. 2013	\$463,633.00	\$32,262.00	2,782,047.00	\$47,019.00		\$40,322.00
June. 2012	\$290,873.00	\$32,262.00	\$414,471.00			\$40,753.00
July. 2012	\$108,436.00	\$0.00	\$57,690.00			\$44,313.00
Aug. 2012	\$138,970.00	\$0.00	\$97,867.00			\$42,084.00
14-15 Month Tot.	\$11,123,070.00	\$322,620.00	\$7,697,869	\$61,807.00	\$0.00	\$546,255.00
14-15 Budget	\$10,860,121.00	322,621	8,237,500	\$70,000.00	\$0.00	\$460,000.00
Difference	\$262,949	-\$1	-\$539,631	-\$8,193	\$0	\$86,255
Amt off						

\$0.00

Date	Total of Other Receipts	State Aid	Taxes 1110	Carline 1115	Public Pwr Tx 1120	Motor Veh. 1125
Sept. 2014	\$123,252.00	\$32,262.00	\$2,196,731.00	\$14,788.00		\$40,518.00
Oct. 2014	\$77,667.00	\$32,262.00	\$393,842.00			\$39,718.00
Nov. 2014	\$99,123.00	\$32,262.00	100,547.00			\$53,256.00
Dec. 2014	\$183,382.00	\$32,262.00	\$33,228.00			\$33,031.00
Jan. 2015	\$216,521.00	\$32,262.00	\$894,800.00			\$52,664.00
Feb. 2014	\$494,082.00	\$32,262.00	\$343,506.00	\$0.00		\$73,446.00
March. 2013	\$331,144.00	\$32,262.00	\$130,848.00			\$42,039.00
Apr. 2013	\$619,465.00	\$32,262.00	\$252,292.00			\$44,111.00
May. 2013	\$463,633.00	\$32,262.00	2,782,047.00	\$47,019.00		\$40,322.00
June. 2012	\$290,873.00	\$32,262.00	\$414,471.00			\$40,753.00
July. 2012	\$108,436.00	\$0.00	\$57,690.00			\$44,313.00
Aug. 2012	\$138,970.00	\$0.00	\$97,867.00			\$42,084.00
14-15 Month Tot.	\$11,123,070.00	\$322,620.00	\$7,697,869	\$61,807.00	\$0.00	\$546,255.00
14-15 Budget	\$10,860,121.00	322,621	8,237,500	\$70,000.00	\$0.00	\$460,000.00
Difference	\$262,949	-\$1	-\$539,631	-\$8,193	\$0	\$86,255
Amt off						

General Public
School
Financial Summary

March

April

May

June

July

Aug

\$0.00

\$0.00

\$0.00

\$0.00

\$0.00

\$0.00

1220	1270 preschool	Interest 1410	Local Lic Fees 1610	City Fines 1620	Other Local Rev 1910-90	County Fines 2110- 30
	\$2,205.00	\$723.00	\$7,320.00		\$1,796.00	
	\$420.00	\$791.00				\$41,479.00
	\$990.00	\$670.00			\$12,298.00	\$23,482.00
	\$1,995.00	\$502.00				\$17,481.00
	\$945.00	\$505.00				\$17,058.00
	\$770.00	\$596.00			\$360.00	\$24,678.00
	\$900.00	\$472.00				\$15,762.00
	\$1,560.00	\$386.00			\$207.00	\$18,042.00
	\$530.00	\$796.00				
\$0.00	\$10,315.00	\$5,441.00	\$7,320.00	\$0.00	\$14,661.00	\$157,982.00
\$0.00	\$2,000.00	\$4,000.00	\$0.00	\$0.00	\$45,000.00	\$165,000.00
\$0	\$8,315	\$1,441	\$7,320	\$0	-\$30,339	-\$7,018

Ogden Public
School
Financial Summary

March	April	May	June	July	Aug
<u>\$0.00</u>	<u>\$0.00</u>	<u>\$0.00</u>	<u>\$0.00</u>	<u>\$0.00</u>	<u>\$0.00</u>

1220	1270 preschool	Interest 1410	Local Lic Fees 1610	City Fines 1620	Other Local Rev 1910-90	County Fines 2110- 30
	\$840.00	\$567.00			\$2,650.00	\$22,102.00
\$2,700.00	\$1,060.00	\$627.00				\$22,497.00
\$150.00	\$770.00	\$436.00				\$20,383.00
		\$334.00				\$16,049.00
		\$333.00			\$2,000.00	\$13,467.00
	\$865.00	\$327.00				\$15,879.00
\$902.00	\$1,390.00	\$291.00				
\$867.00	\$955.00	\$275.00			\$11,178.00	\$17,432.00
\$1,050.00	\$240.00	\$609.00			(\$2,000.00)	\$16,612.00
\$1,350.00	\$10.00	\$897.00				\$15,795.00
		\$763.00				\$29,426.00
		\$562.00		\$17,460.00		
\$7,019.00	\$6,130.00	\$6,021.00	\$0.00	\$17,460.00	\$13,828.00	\$189,642.00
\$0.00	\$2,000.00	\$4,000.00	\$0.00	\$0.00	\$45,000.00	\$165,000.00
\$7,019	\$4,130	\$2,021	\$0	\$17,460	-\$31,172	\$24,642

Ogden Public
School
Financial Summary

March April May June July Aug

\$0.00 \$0.00 \$0.00 \$0.00 \$0.00 \$0.00

1220	1270 preschool	Interest 1410	Local Lic Fees 1610	City Fines 1620	Other Local Rev 1910-90	County Fines 2110- 30
	\$840.00	\$567.00			\$2,650.00	\$22,102.00
\$2,700.00	\$1,060.00	\$627.00				\$22,497.00
\$150.00	\$770.00	\$436.00				\$20,383.00
		\$334.00				\$16,049.00
		\$333.00			\$2,000.00	\$13,467.00
	\$865.00	\$327.00				\$15,879.00
\$902.00	\$1,390.00	\$291.00				
\$867.00	\$955.00	\$275.00			\$11,178.00	\$17,432.00
\$1,050.00	\$240.00	\$609.00			(\$2,000.00)	\$16,612.00
\$1,350.00	\$10.00	\$897.00				\$15,795.00
		\$763.00				\$29,426.00
		\$562.00		\$17,460.00		
\$7,019.00	\$6,130.00	\$6,021.00	\$0.00	\$17,460.00	\$13,828.00	\$189,642.00
\$0.00	\$2,000.00	\$4,000.00	\$0.00	\$0.00	\$45,000.00	\$165,000.00

\$7,019	\$4,130	\$2,021	\$0	\$17,460	-\$31,172	\$24,642

Ogden Public
 School
 Financial Summary

March April May June July Aug

\$0.00 \$0.00 \$0.00 \$0.00 \$0.00 \$0.00

1220	1270 preschool	Interest 1410	Local Lic Fees 1610	City Fines 1620	Other Local Rev 1910-90	County Fines 2110- 30
	\$840.00	\$567.00			\$2,650.00	\$22,102.00
\$2,700.00	\$1,060.00	\$627.00				\$22,497.00
\$150.00	\$770.00	\$436.00				\$20,383.00
		\$334.00				\$16,049.00
		\$333.00			\$2,000.00	\$13,467.00

	\$865.00	\$327.00				\$15,879.00
\$902.00	\$1,390.00	\$291.00				
\$867.00	\$955.00	\$275.00			\$11,178.00	\$17,432.00
\$1,050.00	\$240.00	\$609.00			(\$2,000.00)	\$16,612.00
\$1,350.00	\$10.00	\$897.00				\$15,795.00
		\$763.00				\$29,426.00
		\$562.00		\$17,460.00		
\$7,019.00	\$6,130.00	\$6,021.00	\$0.00	\$17,460.00	\$13,828.00	\$189,642.00
\$0.00	\$2,000.00	\$4,000.00	\$0.00	\$0.00	\$45,000.00	\$165,000.00
\$7,019	\$4,130	\$2,021	\$0	\$17,460	-\$31,172	\$24,642

General Fund
School
Financial Summary

March

April

May

June

July

Aug

\$0.00

\$0.00

\$0.00

\$0.00

\$0.00

\$0.00

1220	1270 preschool	Interest 1410	Local Lic Fees 1610	City Fines 1620	Other Local Rev 1910-90	County Fines 2110- 30
	\$840.00	\$567.00			\$2,650.00	\$22,102.00
\$2,700.00	\$1,060.00	\$627.00				\$22,497.00
\$150.00	\$770.00	\$436.00				\$20,383.00
		\$334.00				\$16,049.00
		\$333.00			\$2,000.00	\$13,467.00
	\$865.00	\$327.00				\$15,879.00
\$902.00	\$1,390.00	\$291.00				
\$867.00	\$955.00	\$275.00			\$11,178.00	\$17,432.00
\$1,050.00	\$240.00	\$609.00			(\$2,000.00)	\$16,612.00
\$1,350.00	\$10.00	\$897.00				\$15,795.00
		\$763.00				\$29,426.00
		\$562.00		\$17,460.00		
\$7,019.00	\$6,130.00	\$6,021.00	\$0.00	\$17,460.00	\$13,828.00	\$189,642.00
\$0.00	\$2,000.00	\$4,000.00	\$0.00	\$0.00	\$45,000.00	\$165,000.00
\$7,019	\$4,130	\$2,021	\$0	\$17,460	-\$31,172	\$24,642

Cyanide Public
School
Financial Summary

March	April	May	June	July	Aug
\$0.00	\$0.00	\$0.00	\$0.00	\$0.00	\$0.00

1220	1270 preschool	Interest 1410	Local Lic Fees 1610	City Fines 1620	Other Local Rev 1910-90	County Fines 2110- 30
	\$840.00	\$567.00			\$2,650.00	\$22,102.00
\$2,700.00	\$1,060.00	\$627.00				\$22,497.00
\$150.00	\$770.00	\$436.00				\$20,383.00
		\$334.00				\$16,049.00
		\$333.00			\$2,000.00	\$13,467.00
	\$865.00	\$327.00				\$15,879.00
\$902.00	\$1,390.00	\$291.00				
\$867.00	\$955.00	\$275.00			\$11,178.00	\$17,432.00
\$1,050.00	\$240.00	\$609.00			(\$2,000.00)	\$16,612.00
\$1,350.00	\$10.00	\$897.00				\$15,795.00
		\$763.00				\$29,426.00
		\$562.00		\$17,460.00		
\$7,019.00	\$6,130.00	\$6,021.00	\$0.00	\$17,460.00	\$13,828.00	\$189,642.00
\$0.00	\$2,000.00	\$4,000.00	\$0.00	\$0.00	\$45,000.00	\$165,000.00
\$7,019	\$4,130	\$2,021	\$0	\$17,460	-\$31,172	\$24,642

General Fund
 School
 Financial Summary

March April May June July Aug

\$0.00 \$0.00 \$0.00 \$0.00 \$0.00 \$0.00

1220	1270 preschool	Interest 1410	Local Lic Fees 1610	City Fines 1620	Other Local Rev 1910-90	County Fines 2110- 30
	\$840.00	\$567.00			\$2,650.00	\$22,102.00
\$2,700.00	\$1,060.00	\$627.00				\$22,497.00
\$150.00	\$770.00	\$436.00				\$20,383.00
		\$334.00				\$16,049.00
		\$333.00			\$2,000.00	\$13,467.00
	\$865.00	\$327.00				\$15,879.00
\$902.00	\$1,390.00	\$291.00				
\$867.00	\$955.00	\$275.00			\$11,178.00	\$17,432.00
\$1,050.00	\$240.00	\$609.00			(\$2,000.00)	\$16,612.00
\$1,350.00	\$10.00	\$897.00				\$15,795.00
		\$763.00				\$29,426.00
		\$562.00		\$17,460.00		
\$7,019.00	\$6,130.00	\$6,021.00	\$0.00	\$17,460.00	\$13,828.00	\$189,642.00
\$0.00	\$2,000.00	\$4,000.00	\$0.00	\$0.00	\$45,000.00	\$165,000.00
\$7,019	\$4,130	\$2,021	\$0	\$17,460	-\$31,172	\$24,642

General Public
School
Financial Summary

March	April	May	June	July	Aug
	\$0.00	\$0.00	\$0.00	\$0.00	\$0.00

1220	1270 preschool	Interest 1410	Local Lic Fees 1610	City Fines 1620	Other Local Rev 1910-90	County Fines 2110- 30
	\$840.00	\$567.00			\$2,650.00	\$22,102.00
\$2,700.00	\$1,060.00	\$627.00				\$22,497.00
\$150.00	\$770.00	\$436.00				\$20,383.00
		\$334.00				\$16,049.00
		\$333.00			\$2,000.00	\$13,467.00
	\$865.00	\$327.00				\$15,879.00
\$902.00	\$1,390.00	\$291.00				
\$867.00	\$955.00	\$275.00			\$11,178.00	\$17,432.00
\$1,050.00	\$240.00	\$609.00			(\$2,000.00)	\$16,612.00
\$1,350.00	\$10.00	\$897.00				\$15,795.00
		\$763.00				\$29,426.00
		\$562.00		\$17,460.00		
\$7,019.00	\$6,130.00	\$6,021.00	\$0.00	\$17,460.00	\$13,828.00	\$189,642.00

\$0.00	\$2,000.00	\$4,000.00	\$0.00	\$0.00	\$45,000.00	\$165,000.00
\$7,019	\$4,130	\$2,021	\$0	\$17,460	-\$31,172	\$24,642

General Public
 School
 Financial Summary

March	April	May	June	July	Aug
	<u>\$0.00</u>	<u>\$0.00</u>	<u>\$0.00</u>	<u>\$0.00</u>	<u>\$0.00</u>

1220	1270 preschool	Interest 1410	Local Lic Fees 1610	City Fines 1620	Other Local Rev 1910-90	County Fines 2110- 30
	\$840.00	\$567.00			\$2,650.00	\$22,102.00
\$2,700.00	\$1,060.00	\$627.00				\$22,497.00
\$150.00	\$770.00	\$436.00				\$20,383.00
		\$334.00				\$16,049.00

		\$333.00			\$2,000.00	\$13,467.00
	\$865.00	\$327.00				\$15,879.00
\$902.00	\$1,390.00	\$291.00				
\$867.00	\$955.00	\$275.00			\$11,178.00	\$17,432.00
\$1,050.00	\$240.00	\$609.00			(\$2,000.00)	\$16,612.00
\$1,350.00	\$10.00	\$897.00				\$15,795.00
		\$763.00				\$29,426.00
		\$562.00		\$17,460.00		
\$7,019.00	\$6,130.00	\$6,021.00	\$0.00	\$17,460.00	\$13,828.00	\$189,642.00
\$0.00	\$2,000.00	\$4,000.00	\$0.00	\$0.00	\$45,000.00	\$165,000.00
\$7,019	\$4,130	\$2,021	\$0	\$17,460	-\$31,172	\$24,642

General Public
School
Financial Summary

March

April

May

June

July

Aug

\$0.00

\$0.00

\$0.00

\$0.00

\$0.00

\$0.00

1220	1270 preschool	Interest 1410	Local Lic Fees 1610	City Fines 1620	Other Local Rev 1910-90	County Fines 2110- 30
	\$840.00	\$567.00			\$2,650.00	\$22,102.00
\$2,700.00	\$1,060.00	\$627.00				\$22,497.00
\$150.00	\$770.00	\$436.00				\$20,383.00
		\$334.00				\$16,049.00
		\$333.00			\$2,000.00	\$13,467.00
	\$865.00	\$327.00				\$15,879.00
\$902.00	\$1,390.00	\$291.00				
\$867.00	\$955.00	\$275.00			\$11,178.00	\$17,432.00
\$1,050.00	\$240.00	\$609.00			(\$2,000.00)	\$16,612.00
\$1,350.00	\$10.00	\$897.00				\$15,795.00
		\$763.00				\$29,426.00
		\$562.00		\$17,460.00		
\$7,019.00	\$6,130.00	\$6,021.00	\$0.00	\$17,460.00	\$13,828.00	\$189,642.00
\$0.00	\$2,000.00	\$4,000.00	\$0.00	\$0.00	\$45,000.00	\$165,000.00
\$7,019	\$4,130	\$2,021	\$0	\$17,460	-\$31,172	\$24,642

ESU 2210	SPED School Age 3120	SPED 3125	Homestead	Prop Tax Credit 3131	hal 3135	Pro rate 3180
	\$7,952.00					\$2,780.00
\$300.00	\$107,187.00					
	\$100,831.00					\$5,015.00
	\$100,749.00	\$7,842.00		\$222,389.00		
	\$102,475.00		\$32,324.00	\$688.00		\$15.00
	\$26,588.00		\$32,323.00			\$9,176.00
	\$87,198.00		\$32,323.00	\$223,077.00		
\$300.00	\$532,980.00	\$7,842.00	\$96,970.00	\$446,154.00	\$0.00	\$16,986.00
\$10,000.00	\$785,000.00	\$0.00	\$0.00	\$0.00	\$9,000.00	\$20,000.00
-\$9,700	-\$252,020	\$7,842	\$96,970	\$446,154	-\$9,000	-\$3,014

ESU 2210	SPED School Age 3120	SPED 3125	Homestead	Prop Tax Credit 3131	hal 3135	Pro rate 3180
\$1,000.00						
					\$7,942.00	\$2,467.00
\$165.00	\$119,975.00					
	\$119,976.00					\$2,512.00
	\$118,287.00			\$149,448.00		
\$16,957.00	\$119,601.00		\$33,821.00			
	\$118,677.00		\$33,821.00			\$11,355.00
	\$240,253.00	(\$119,601.00)	\$33,821.00	\$149,448.00		
\$5,503.00	\$128,812.00		\$33,821.00			
(\$18,121.00)			\$33,821.00			\$5,245.00
			\$33,821.00			
\$5,504.00	\$965,581.00	(\$119,601.00)	\$202,926.00	\$298,896.00	\$7,942.00	\$21,579.00
\$10,000.00	\$785,000.00	\$0.00	\$0.00	\$0.00	\$9,000.00	\$20,000.00
-\$4,496	\$180,581	-\$119,601	\$202,926	\$298,896	-\$1,058	\$1,579

ESU 2210	SPED School Age 3120	SPED 3125	Homestead	Prop Tax Credit 3131	hal 3135	Pro rate 3180
\$1,000.00						
					\$7,942.00	\$2,467.00
\$165.00	\$119,975.00					
	\$119,976.00					\$2,512.00
	\$118,287.00			\$149,448.00		
\$16,957.00	\$119,601.00		\$33,821.00			
	\$118,677.00		\$33,821.00			\$11,355.00
	\$240,253.00	(\$119,601.00)	\$33,821.00	\$149,448.00		
\$5,503.00	\$128,812.00		\$33,821.00			
(\$18,121.00)			\$33,821.00			\$5,245.00
			\$33,821.00			
\$5,504.00	\$965,581.00	(\$119,601.00)	\$202,926.00	\$298,896.00	\$7,942.00	\$21,579.00
\$10,000.00	\$785,000.00	\$0.00	\$0.00	\$0.00	\$9,000.00	\$20,000.00

-\$4,496	\$180,581	-\$119,601	\$202,926	\$298,896	-\$1,058	\$1,579

ESU 2210	SPED School Age 3120	SPED 3125	Homestead	Prop Tax Credit 3131	hal 3135	Pro rate 3180
\$1,000.00						
					\$7,942.00	\$2,467.00
\$165.00	\$119,975.00					
	\$119,976.00					\$2,512.00

	\$118,287.00			\$149,448.00		
\$16,957.00	\$119,601.00		\$33,821.00			
	\$118,677.00		\$33,821.00			\$11,355.00
	\$240,253.00	(\$119,601.00)	\$33,821.00	\$149,448.00		
\$5,503.00	\$128,812.00		\$33,821.00			
(\$18,121.00)			\$33,821.00			\$5,245.00
			\$33,821.00			
\$5,504.00	\$965,581.00	(\$119,601.00)	\$202,926.00	\$298,896.00	\$7,942.00	\$21,579.00
\$10,000.00	\$785,000.00	\$0.00	\$0.00	\$0.00	\$9,000.00	\$20,000.00
-\$4,496	\$180,581	-\$119,601	\$202,926	\$298,896	-\$1,058	\$1,579

ESU 2210	SPED School Age 3120	SPED 3125	Homestead	Prop Tax Credit 3131	hal 3135	Pro rate 3180
\$1,000.00						
					\$7,942.00	\$2,467.00
\$165.00	\$119,975.00					
	\$119,976.00					\$2,512.00
	\$118,287.00			\$149,448.00		
\$16,957.00	\$119,601.00		\$33,821.00			
	\$118,677.00		\$33,821.00			\$11,355.00
	\$240,253.00	(\$119,601.00)	\$33,821.00	\$149,448.00		
\$5,503.00	\$128,812.00		\$33,821.00			
(\$18,121.00)			\$33,821.00			\$5,245.00
			\$33,821.00			
\$5,504.00	\$965,581.00	(\$119,601.00)	\$202,926.00	\$298,896.00	\$7,942.00	\$21,579.00
\$10,000.00	\$785,000.00	\$0.00	\$0.00	\$0.00	\$9,000.00	\$20,000.00
-\$4,496	\$180,581	-\$119,601	\$202,926	\$298,896	-\$1,058	\$1,579

ESU 2210	SPED School Age 3120	SPED 3125	Homestead	Prop Tax Credit 3131	hal 3135	Pro rate 3180
\$1,000.00						
					\$7,942.00	\$2,467.00
\$165.00	\$119,975.00					
	\$119,976.00					\$2,512.00
	\$118,287.00			\$149,448.00		
\$16,957.00	\$119,601.00		\$33,821.00			
	\$118,677.00		\$33,821.00			\$11,355.00
	\$240,253.00	(\$119,601.00)	\$33,821.00	\$149,448.00		
\$5,503.00	\$128,812.00		\$33,821.00			
(\$18,121.00)			\$33,821.00			\$5,245.00
			\$33,821.00			
\$5,504.00	\$965,581.00	(\$119,601.00)	\$202,926.00	\$298,896.00	\$7,942.00	\$21,579.00
\$10,000.00	\$785,000.00	\$0.00	\$0.00	\$0.00	\$9,000.00	\$20,000.00
-\$4,496	\$180,581	-\$119,601	\$202,926	\$298,896	-\$1,058	\$1,579

ESU 2210	SPED School Age 3120	SPED 3125	Homestead	Prop Tax Credit 3131	hal 3135	Pro rate 3180
\$1,000.00						
					\$7,942.00	\$2,467.00
\$165.00	\$119,975.00					
	\$119,976.00					\$2,512.00
	\$118,287.00			\$149,448.00		
\$16,957.00	\$119,601.00		\$33,821.00			
	\$118,677.00		\$33,821.00			\$11,355.00
	\$240,253.00	(\$119,601.00)	\$33,821.00	\$149,448.00		
\$5,503.00	\$128,812.00		\$33,821.00			
(\$18,121.00)			\$33,821.00			\$5,245.00
			\$33,821.00			
\$5,504.00	\$965,581.00	(\$119,601.00)	\$202,926.00	\$298,896.00	\$7,942.00	\$21,579.00
\$10,000.00	\$785,000.00	\$0.00	\$0.00	\$0.00	\$9,000.00	\$20,000.00
-\$4,496	\$180,581	-\$119,601	\$202,926	\$298,896	-\$1,058	\$1,579

ESU 2210	SPED School Age 3120	SPED 3125	Homestead	Prop Tax Credit 3131	hal 3135	Pro rate 3180
\$1,000.00						
					\$7,942.00	\$2,467.00
\$165.00	\$119,975.00					
	\$119,976.00					\$2,512.00
	\$118,287.00			\$149,448.00		
\$16,957.00	\$119,601.00		\$33,821.00			
	\$118,677.00		\$33,821.00			\$11,355.00
	\$240,253.00	(\$119,601.00)	\$33,821.00	\$149,448.00		
\$5,503.00	\$128,812.00		\$33,821.00			
(\$18,121.00)			\$33,821.00			\$5,245.00
			\$33,821.00			
\$5,504.00	\$965,581.00	(\$119,601.00)	\$202,926.00	\$298,896.00	\$7,942.00	\$21,579.00

\$10,000.00	\$785,000.00	\$0.00	\$0.00	\$0.00	\$9,000.00	\$20,000.00
-\$4,496	\$180,581	-\$119,601	\$202,926	\$298,896	-\$1,058	\$1,579

ESU 2210	SPED School Age 3120	SPED 3125	Homestead	Prop Tax Credit 3131	hal 3135	Pro rate 3180
\$1,000.00						
					\$7,942.00	\$2,467.00
\$165.00	\$119,975.00					

	\$119,976.00					\$2,512.00
	\$118,287.00			\$149,448.00		
\$16,957.00	\$119,601.00		\$33,821.00			
	\$118,677.00		\$33,821.00			\$11,355.00
	\$240,253.00	(\$119,601.00)	\$33,821.00	\$149,448.00		
\$5,503.00	\$128,812.00		\$33,821.00			
(\$18,121.00)			\$33,821.00			\$5,245.00
			\$33,821.00			
\$5,504.00	\$965,581.00	(\$119,601.00)	\$202,926.00	\$298,896.00	\$7,942.00	\$21,579.00
\$10,000.00	\$785,000.00	\$0.00	\$0.00	\$0.00	\$9,000.00	\$20,000.00
-\$4,496	\$180,581	-\$119,601	\$202,926	\$298,896	-\$1,058	\$1,579

ESU 2210	SPED School Age 3120	SPED 3125	Homestead	Prop Tax Credit 3131	hal 3135	Pro rate 3180
\$1,000.00						
					\$7,942.00	\$2,467.00
\$165.00	\$119,975.00					
	\$119,976.00					\$2,512.00
	\$118,287.00			\$149,448.00		
\$16,957.00	\$119,601.00		\$33,821.00			
	\$118,677.00		\$33,821.00			\$11,355.00
	\$240,253.00	(\$119,601.00)	\$33,821.00	\$149,448.00		
\$5,503.00	\$128,812.00		\$33,821.00			
(\$18,121.00)			\$33,821.00			\$5,245.00
			\$33,821.00			
\$5,504.00	\$965,581.00	(\$119,601.00)	\$202,926.00	\$298,896.00	\$7,942.00	\$21,579.00
\$10,000.00	\$785,000.00	\$0.00	\$0.00	\$0.00	\$9,000.00	\$20,000.00
-\$4,496	\$180,581	-\$119,601	\$202,926	\$298,896	-\$1,058	\$1,579

Apportion 3200	In Lieu 3300	St. Cat. 3500	Distance Ed. 3511	Childhood	Other State3990	Title I 4200
			\$8,000.00			
						\$93,352.00
\$132,660.00						
	\$3,821.00			\$7,381.00		
	\$174,744.00					\$96,573.00
\$132,660.00	\$178,565.00	\$0.00	\$8,000.00		\$0.00	\$189,925.00
\$140,000.00	\$5,000.00	\$2,000.00	\$0.00		\$0.00	\$125,000.00
-\$7,340	\$173,565	-\$2,000	\$8,000			\$64,925

Apportion 3200	In Lieu 3300	St. Cat. 3500	Distance Ed. 3511	Childhood	Other State3990	Title I 4200
			\$1,000.00			\$22,314.00
		\$7,525.00				
\$135,165.00						
	\$2,919.00					\$89,677.00
	\$173,856.00					
\$135,165.00	\$176,775.00	\$7,525.00	\$1,000.00		\$0.00	\$111,991.00
\$140,000.00	\$5,000.00	\$2,000.00	\$0.00		\$0.00	\$125,000.00
-\$4,835	\$171,775	\$5,525	\$1,000			-\$13,009

Apportion 3200	In Lieu 3300	St. Cat. 3500	Distance Ed. 3511	Childhood	Other State3990	Title I 4200
			\$1,000.00			\$22,314.00
		\$7,525.00				
\$135,165.00						
	\$2,919.00					\$89,677.00
	\$173,856.00					
\$135,165.00	\$176,775.00	\$7,525.00	\$1,000.00		\$0.00	\$111,991.00
\$140,000.00	\$5,000.00	\$2,000.00	\$0.00		\$0.00	\$125,000.00

-4,835	171,775	5,525	1,000			-13,009

Apportion 3200	In Lieu 3300	St. Cat. 3500	Distance Ed. 3511	Childhood	Other State3990	Title I 4200
			\$1,000.00			\$22,314.00
		\$7,525.00				

\$135,165.00						
	\$2,919.00					\$89,677.00
	\$173,856.00					
\$135,165.00	\$176,775.00	\$7,525.00	\$1,000.00		\$0.00	\$111,991.00
\$140,000.00	\$5,000.00	\$2,000.00	\$0.00		\$0.00	\$125,000.00
-\$4,835	\$171,775	\$5,525	\$1,000			-\$13,009

Apportion 3200	In Lieu 3300	St. Cat. 3500	Distance Ed. 3511	Childhood	Other State3990	Title I 4200
			\$1,000.00			\$22,314.00
		\$7,525.00				
\$135,165.00						
	\$2,919.00					\$89,677.00
	\$173,856.00					
\$135,165.00	\$176,775.00	\$7,525.00	\$1,000.00		\$0.00	\$111,991.00
\$140,000.00	\$5,000.00	\$2,000.00	\$0.00		\$0.00	\$125,000.00
-\$4,835	\$171,775	\$5,525	\$1,000			-\$13,009

Apportion 3200	In Lieu 3300	St. Cat. 3500	Distance Ed. 3511	Childhood	Other State3990	Title I 4200
			\$1,000.00			\$22,314.00
		\$7,525.00				
\$135,165.00						
	\$2,919.00					\$89,677.00
	\$173,856.00					
\$135,165.00	\$176,775.00	\$7,525.00	\$1,000.00		\$0.00	\$111,991.00
\$140,000.00	\$5,000.00	\$2,000.00	\$0.00		\$0.00	\$125,000.00
-\$4,835	\$171,775	\$5,525	\$1,000			-\$13,009

Apportion 3200	In Lieu 3300	St. Cat. 3500	Distance Ed. 3511	Childhood	Other State3990	Title I 4200
			\$1,000.00			\$22,314.00
		\$7,525.00				
\$135,165.00						
	\$2,919.00					\$89,677.00
	\$173,856.00					
\$135,165.00	\$176,775.00	\$7,525.00	\$1,000.00		\$0.00	\$111,991.00
\$140,000.00	\$5,000.00	\$2,000.00	\$0.00		\$0.00	\$125,000.00
-\$4,835	\$171,775	\$5,525	\$1,000			-\$13,009

Apportion 3200	In Lieu 3300	St. Cat. 3500	Distance Ed. 3511	Childhood	Other State3990	Title I 4200
			\$1,000.00			\$22,314.00
		\$7,525.00				
\$135,165.00						
	\$2,919.00					\$89,677.00
	\$173,856.00					
\$135,165.00	\$176,775.00	\$7,525.00	\$1,000.00		\$0.00	\$111,991.00

\$140,000.00	\$5,000.00	\$2,000.00	\$0.00		\$0.00	\$125,000.00
-\$4,835	\$171,775	\$5,525	\$1,000			-\$13,009

Apportion 3200	In Lieu 3300	St. Cat. 3500	Distance Ed. 3511	Childhood	Other State3990	Title I 4200
			\$1,000.00			\$22,314.00

		\$7,525.00				
\$135,165.00						
	\$2,919.00					\$89,677.00
	\$173,856.00					
\$135,165.00	\$176,775.00	\$7,525.00	\$1,000.00		\$0.00	\$111,991.00
\$140,000.00	\$5,000.00	\$2,000.00	\$0.00		\$0.00	\$125,000.00
-\$4,835	\$171,775	\$5,525	\$1,000			-\$13,009

Apportion 3200	In Lieu 3300	St. Cat. 3500	Distance Ed. 3511	Childhood	Other State3990	Title I 4200
			\$1,000.00			\$22,314.00
		\$7,525.00				
\$135,165.00						
	\$2,919.00					\$89,677.00
	\$173,856.00					
\$135,165.00	\$176,775.00	\$7,525.00	\$1,000.00		\$0.00	\$111,991.00
\$140,000.00	\$5,000.00	\$2,000.00	\$0.00		\$0.00	\$125,000.00
-\$4,835	\$171,775	\$5,525	\$1,000			-\$13,009

Title I Acct. 4210	TITLE II A 4310	TITLE V 4320	IDEA Base 4404- 4406	IDEA 4410	4411	4415
	\$19,222.00					
						\$22,500.00
				\$3,280.00		
	\$21,001.00		\$62,055.00			
					\$4,256.00	
\$0.00	\$40,223.00	\$0.00	\$62,055.00	\$3,280.00	\$4,256.00	
\$0.00	\$100,000.00		\$200,000.00	\$0.00	\$0.00	
\$0	-\$59,777	\$0	-\$137,945	\$3,280	\$4,256	

Title I Acct. 4210	TITLE II A 4310	TITLE V 4320	IDEA Base 4404- 4406	IDEA 4410	4411	4415
	\$3,139.00			\$12,917.00		
	\$2,609.00					
	\$22,182.00					
			\$76,685.00	\$116,041.00		
			\$28,965.00		\$8,723.00	
			\$906.00			
\$0.00	\$27,930.00	\$0.00	\$106,556.00	\$128,958.00	\$8,723.00	
\$0.00	\$100,000.00		\$200,000.00	\$0.00	\$0.00	
\$0	-\$72,070	\$0	-\$93,444	\$128,958	\$8,723	

Title I Acct. 4210	TITLE II A 4310	TITLE V 4320	IDEA Base 4404- 4406	IDEA 4410	4411	4415
	\$3,139.00			\$12,917.00		
	\$2,609.00					
	\$22,182.00					
			\$76,685.00	\$116,041.00		
			\$28,965.00		\$8,723.00	
			\$906.00			
\$0.00	\$27,930.00	\$0.00	\$106,556.00	\$128,958.00	\$8,723.00	
\$0.00	\$100,000.00		\$200,000.00	\$0.00	\$0.00	

\$0	-\$72,070	\$0	-\$93,444	\$128,958	\$8,723	

Title I Acct. 4210	TITLE II A 4310	TITLE V 4320	IDEA Base 4404- 4406	IDEA 4410	4411	4415
	\$3,139.00			\$12,917.00		
	\$2,609.00					

	\$22,182.00					
			\$76,685.00	\$116,041.00		
			\$28,965.00		\$8,723.00	
			\$906.00			
\$0.00	\$27,930.00	\$0.00	\$106,556.00	\$128,958.00	\$8,723.00	
\$0.00	\$100,000.00		\$200,000.00	\$0.00	\$0.00	
\$0	-\$72,070	\$0	-\$93,444	\$128,958	\$8,723	

Title I Acct. 4210	TITLE II A 4310	TITLE V 4320	IDEA Base 4404- 4406	IDEA 4410	4411	4415
	\$3,139.00			\$12,917.00		
	\$2,609.00					
	\$22,182.00					
			\$76,685.00	\$116,041.00		
			\$28,965.00		\$8,723.00	
			\$906.00			
\$0.00	\$27,930.00	\$0.00	\$106,556.00	\$128,958.00	\$8,723.00	
\$0.00	\$100,000.00		\$200,000.00	\$0.00	\$0.00	
\$0	-\$72,070	\$0	-\$93,444	\$128,958	\$8,723	

Title I Acct. 4210	TITLE II A 4310	TITLE V 4320	IDEA Base 4404- 4406	IDEA 4410	4411	4415
	\$3,139.00			\$12,917.00		
	\$2,609.00					
	\$22,182.00					
			\$76,685.00	\$116,041.00		
			\$28,965.00		\$8,723.00	
			\$906.00			
\$0.00	\$27,930.00	\$0.00	\$106,556.00	\$128,958.00	\$8,723.00	
\$0.00	\$100,000.00		\$200,000.00	\$0.00	\$0.00	
\$0	-\$72,070	\$0	-\$93,444	\$128,958	\$8,723	

Title I Acct. 4210	TITLE II A 4310	TITLE V 4320	IDEA Base 4404- 4406	IDEA 4410	4411	4415
	\$3,139.00			\$12,917.00		
	\$2,609.00					
	\$22,182.00					
			\$76,685.00	\$116,041.00		
			\$28,965.00		\$8,723.00	
			\$906.00			
\$0.00	\$27,930.00	\$0.00	\$106,556.00	\$128,958.00	\$8,723.00	
\$0.00	\$100,000.00		\$200,000.00	\$0.00	\$0.00	
\$0	-\$72,070	\$0	-\$93,444	\$128,958	\$8,723	

Title I Acct. 4210	TITLE II A 4310	TITLE V 4320	IDEA Base 4404- 4406	IDEA 4410	4411	4415
	\$3,139.00			\$12,917.00		
	\$2,609.00					
	\$22,182.00					
			\$76,685.00	\$116,041.00		
			\$28,965.00		\$8,723.00	
			\$906.00			
\$0.00	\$27,930.00	\$0.00	\$106,556.00	\$128,958.00	\$8,723.00	

\$0.00	\$100,000.00		\$200,000.00	\$0.00	\$0.00	
\$0	-\$72,070	\$0	-\$93,444	\$128,958	\$8,723	

Title I Acct. 4210	TITLE II A 4310	TITLE V 4320	IDEA Base 4404- 4406	IDEA 4410	4411	4415
	\$3,139.00			\$12,917.00		
	\$2,609.00					

	\$22,182.00					
			\$76,685.00	\$116,041.00		
			\$28,965.00		\$8,723.00	
			\$906.00			
\$0.00	\$27,930.00	\$0.00	\$106,556.00	\$128,958.00	\$8,723.00	
\$0.00	\$100,000.00		\$200,000.00	\$0.00	\$0.00	
\$0	-\$72,070	\$0	-\$93,444	\$128,958	\$8,723	

Title I Acct. 4210	TITLE II A 4310	TITLE V 4320	IDEA Base 4404- 4406	IDEA 4410	4411	4415
	\$3,139.00			\$12,917.00		
	\$2,609.00					
	\$22,182.00					
			\$76,685.00	\$116,041.00		
			\$28,965.00		\$8,723.00	
			\$906.00			
\$0.00	\$27,930.00	\$0.00	\$106,556.00	\$128,958.00	\$8,723.00	
\$0.00	\$100,000.00		\$200,000.00	\$0.00	\$0.00	
\$0	-\$72,070	\$0	-\$93,444	\$128,958	\$8,723	

Medicaid 4450	Mecca 4455	Fed Stab 4599/4580	ARRA 4610	ARRA 4611	Perkins 4700	ARRA Title 4810
\$465.00						
\$820.00						
\$2,137.00	\$5,613.00					
\$1,091.00						
\$9,099.00						
\$721.00						
\$767.00						
\$15,100.00	\$5,613.00	\$0.00	\$0.00	\$0.00	\$0.00	\$0.00
\$1,000.00	\$50,000.00	\$0.00	\$0.00	\$0.00	\$5,000.00	\$0.00
\$14,100	-\$44,387	\$0	\$0	\$0	-\$5,000	\$0

Medicaid 4450	Mecca 4455	Fed Stab 4599/4580	ARRA 4610	ARRA 4611	Perkins 4700	ARRA Title 4810
\$56.00		\$500.00				
\$18.00						
\$869.00						
		\$12,261.00				
\$156.00	\$8,636.00					
\$1,315.00						
\$1,784.00	\$7,677.00					
\$427.00						
\$1,764.00						
	\$6,629.00					
\$577.00	\$6,584.00					
\$6,966.00	\$29,526.00	\$12,761.00	\$0.00	\$0.00	\$0.00	\$0.00
\$1,000.00	\$50,000.00	\$0.00	\$0.00	\$0.00	\$5,000.00	\$0.00
\$5,966	-\$20,474	\$12,761	\$0	\$0	-\$5,000	\$0

Medicaid 4450	Mecca 4455	Fed Stab 4599/4580	ARRA 4610	ARRA 4611	Perkins 4700	ARRA Title 4810
\$56.00		\$500.00				
\$18.00						
\$869.00						
		\$12,261.00				
\$156.00	\$8,636.00					
\$1,315.00						
\$1,784.00	\$7,677.00					
\$427.00						
\$1,764.00						
	\$6,629.00					
\$577.00	\$6,584.00					
\$6,966.00	\$29,526.00	\$12,761.00	\$0.00	\$0.00	\$0.00	\$0.00
\$1,000.00	\$50,000.00	\$0.00	\$0.00	\$0.00	\$5,000.00	\$0.00

\$5,966	-\$20,474	\$12,761	\$0	\$0	-\$5,000	\$0
---------	-----------	----------	-----	-----	----------	-----

Medicaid 4450	Mecca 4455	Fed Stab 4599/4580	ARRA 4610	ARRA 4611	Perkins 4700	ARRA Title 4810
\$56.00		\$500.00				
\$18.00						
\$869.00						
		\$12,261.00				
\$156.00	\$8,636.00					

\$1,315.00						
\$1,784.00	\$7,677.00					
\$427.00						
\$1,764.00						
	\$6,629.00					
\$577.00	\$6,584.00					
\$6,966.00	\$29,526.00	\$12,761.00	\$0.00	\$0.00	\$0.00	\$0.00
\$1,000.00	\$50,000.00	\$0.00	\$0.00	\$0.00	\$5,000.00	\$0.00
\$5,966	-\$20,474	\$12,761	\$0	\$0	-\$5,000	\$0

Medicaid 4450	Mecca 4455	Fed Stab 4599/4580	ARRA 4610	ARRA 4611	Perkins 4700	ARRA Title 4810
\$56.00		\$500.00				
\$18.00						
\$869.00						
		\$12,261.00				
\$156.00	\$8,636.00					
\$1,315.00						
\$1,784.00	\$7,677.00					
\$427.00						
\$1,764.00						
	\$6,629.00					
\$577.00	\$6,584.00					
\$6,966.00	\$29,526.00	\$12,761.00	\$0.00	\$0.00	\$0.00	\$0.00
\$1,000.00	\$50,000.00	\$0.00	\$0.00	\$0.00	\$5,000.00	\$0.00
\$5,966	-\$20,474	\$12,761	\$0	\$0	-\$5,000	\$0

Medicaid 4450	Mecca 4455	Fed Stab 4599/4580	ARRA 4610	ARRA 4611	Perkins 4700	ARRA Title 4810
\$56.00		\$500.00				
\$18.00						
\$869.00						
		\$12,261.00				
\$156.00	\$8,636.00					
\$1,315.00						
\$1,784.00	\$7,677.00					
\$427.00						
\$1,764.00						
	\$6,629.00					
\$577.00	\$6,584.00					
\$6,966.00	\$29,526.00	\$12,761.00	\$0.00	\$0.00	\$0.00	\$0.00
\$1,000.00	\$50,000.00	\$0.00	\$0.00	\$0.00	\$5,000.00	\$0.00
\$5,966	-\$20,474	\$12,761	\$0	\$0	-\$5,000	\$0

Medicaid 4450	Mecca 4455	Fed Stab 4599/4580	ARRA 4610	ARRA 4611	Perkins 4700	ARRA Title 4810
\$56.00		\$500.00				
\$18.00						
\$869.00						
		\$12,261.00				
\$156.00	\$8,636.00					
\$1,315.00						
\$1,784.00	\$7,677.00					
\$427.00						
\$1,764.00						
	\$6,629.00					
\$577.00	\$6,584.00					
\$6,966.00	\$29,526.00	\$12,761.00	\$0.00	\$0.00	\$0.00	\$0.00
\$1,000.00	\$50,000.00	\$0.00	\$0.00	\$0.00	\$5,000.00	\$0.00
\$5,966	-\$20,474	\$12,761	\$0	\$0	-\$5,000	\$0

Medicaid 4450	Mecca 4455	Fed Stab 4599/4580	ARRA 4610	ARRA 4611	Perkins 4700	ARRA Title 4810
\$56.00		\$500.00				
\$18.00						
\$869.00						
		\$12,261.00				
\$156.00	\$8,636.00					
\$1,315.00						
\$1,784.00	\$7,677.00					
\$427.00						
\$1,764.00						
	\$6,629.00					
\$577.00	\$6,584.00					
\$6,966.00	\$29,526.00	\$12,761.00	\$0.00	\$0.00	\$0.00	\$0.00

\$1,000.00	\$50,000.00	\$0.00	\$0.00	\$0.00	\$5,000.00	\$0.00
\$5,966	-\$20,474	\$12,761	\$0	\$0	-\$5,000	\$0

Medicaid 4450	Mecca 4455	Fed Stab 4599/4580	ARRA 4610	ARRA 4611	Perkins 4700	ARRA Title 4810
\$56.00		\$500.00				
\$18.00						
\$869.00						
		\$12,261.00				

\$156.00	\$8,636.00					
\$1,315.00						
\$1,784.00	\$7,677.00					
\$427.00						
\$1,764.00						
	\$6,629.00					
\$577.00	\$6,584.00					
\$6,966.00	\$29,526.00	\$12,761.00	\$0.00	\$0.00	\$0.00	\$0.00
\$1,000.00	\$50,000.00	\$0.00	\$0.00	\$0.00	\$5,000.00	\$0.00
\$5,966	-\$20,474	\$12,761	\$0	\$0	-\$5,000	\$0

Medicaid 4450	Mecca 4455	Fed Stab 4599/4580	ARRA 4610	ARRA 4611	Perkins 4700	ARRA Title 4810
\$56.00		\$500.00				
\$18.00						
\$869.00						
		\$12,261.00				
\$156.00	\$8,636.00					
\$1,315.00						
\$1,784.00	\$7,677.00					
\$427.00						
\$1,764.00						
	\$6,629.00					
\$577.00	\$6,584.00					
\$6,966.00	\$29,526.00	\$12,761.00	\$0.00	\$0.00	\$0.00	\$0.00
\$1,000.00	\$50,000.00	\$0.00	\$0.00	\$0.00	\$5,000.00	\$0.00
\$5,966	-\$20,474	\$12,761	\$0	\$0	-\$5,000	\$0

Erate 4850	4,910	4,968	ESU 4990	4991	Categorical 4995	Insurance 5300
					\$4,947.00	
					\$90.00	
\$2,508.00		\$30,506.00				
					\$3,196.00	
			\$1,540.00		\$8,496.00	\$17,151.00
		\$19,264.00			\$2,021.00	
					\$300.00	
						\$2,475.00
					\$292.00	
\$2,508.00			\$1,540.00	\$0.00	\$19,342.00	\$19,626.00
\$0.00	\$45,000.00		\$35,000.00			\$1,000.00
\$2,508			-\$33,460			\$18,626

Erate 4850	4,910	4,968	ESU 4990	4991	Categorical 4995	Insurance 5300
			\$560.00			
	\$4,129.00	\$26,006.00		\$21,116.00	\$3,422.00	
\$3,091.00		\$13,832.00			\$1,983.00	
			\$6,360.00			
			\$250.00			
\$3,091.00			\$7,170.00	\$21,116.00	\$5,405.00	\$0.00
\$0.00	\$45,000.00		\$35,000.00			\$1,000.00
\$3,091			-\$27,830			-\$1,000

Erate 4850	4,910	4,968	ESU 4990	4991	Categorical 4995	Insurance 5300
			\$560.00			
	\$4,129.00	\$26,006.00		\$21,116.00	\$3,422.00	
\$3,091.00		\$13,832.00			\$1,983.00	
			\$6,360.00			
			\$250.00			
\$3,091.00			\$7,170.00	\$21,116.00	\$5,405.00	\$0.00
\$0.00	\$45,000.00		\$35,000.00			\$1,000.00

\$3,091			-\$27,830			-\$1,000
---------	--	--	-----------	--	--	----------

Erate 4850	4,910	4,968	ESU 4990	4991	Categorical 4995	Insurance 5300
			\$560.00			

	\$4,129.00	\$26,006.00		\$21,116.00	\$3,422.00	
\$3,091.00		\$13,832.00			\$1,983.00	
			\$6,360.00			
			\$250.00			
\$3,091.00			\$7,170.00	\$21,116.00	\$5,405.00	\$0.00
\$0.00	\$45,000.00		\$35,000.00			\$1,000.00
\$3,091			-\$27,830			-\$1,000

Erate 4850	4,910	4,968	ESU 4990	4991	Categorical 4995	Insurance 5300
			\$560.00			
	\$4,129.00	\$26,006.00		\$21,116.00	\$3,422.00	
\$3,091.00		\$13,832.00			\$1,983.00	
			\$6,360.00			
			\$250.00			
\$3,091.00			\$7,170.00	\$21,116.00	\$5,405.00	\$0.00
\$0.00	\$45,000.00		\$35,000.00			\$1,000.00
\$3,091			-\$27,830			-\$1,000

Erate 4850	4,910	4,968	ESU 4990	4991	Categorical 4995	Insurance 5300
			\$560.00			
	\$4,129.00	\$26,006.00		\$21,116.00	\$3,422.00	
\$3,091.00		\$13,832.00			\$1,983.00	
			\$6,360.00			
			\$250.00			
\$3,091.00			\$7,170.00	\$21,116.00	\$5,405.00	\$0.00
\$0.00	\$45,000.00		\$35,000.00			\$1,000.00
\$3,091			-\$27,830			-\$1,000

Erate 4850	4,910	4,968	ESU 4990	4991	Categorical 4995	Insurance 5300
			\$560.00			
	\$4,129.00	\$26,006.00		\$21,116.00	\$3,422.00	
\$3,091.00		\$13,832.00			\$1,983.00	
			\$6,360.00			
			\$250.00			
\$3,091.00			\$7,170.00	\$21,116.00	\$5,405.00	\$0.00
\$0.00	\$45,000.00		\$35,000.00			\$1,000.00
\$3,091			-\$27,830			-\$1,000

Erate 4850	4,910	4,968	ESU 4990	4991	Categorical 4995	Insurance 5300
			\$560.00			
	\$4,129.00	\$26,006.00		\$21,116.00	\$3,422.00	
\$3,091.00		\$13,832.00			\$1,983.00	
			\$6,360.00			
			\$250.00			
\$3,091.00			\$7,170.00	\$21,116.00	\$5,405.00	\$0.00

\$0.00	\$45,000.00		\$35,000.00			\$1,000.00
\$3,091			-\$27,830			-\$1,000

Erate 4850	4,910	4,968	ESU 4990	4991	Categorical 4995	Insurance 5300

			\$560.00			
	\$4,129.00	\$26,006.00		\$21,116.00	\$3,422.00	
\$3,091.00		\$13,832.00			\$1,983.00	
			\$6,360.00			
			\$250.00			
\$3,091.00			\$7,170.00	\$21,116.00	\$5,405.00	\$0.00
\$0.00	\$45,000.00		\$35,000.00			\$1,000.00
\$3,091			-\$27,830			-\$1,000

Erate 4850	4,910	4,968	ESU 4990	4991	Categorical 4995	Insurance 5300
			\$560.00			
	\$4,129.00	\$26,006.00		\$21,116.00	\$3,422.00	
\$3,091.00		\$13,832.00			\$1,983.00	
			\$6,360.00			
			\$250.00			
\$3,091.00			\$7,170.00	\$21,116.00	\$5,405.00	\$0.00
\$0.00	\$45,000.00		\$35,000.00			\$1,000.00
\$3,091			-\$27,830			-\$1,000

Sale of prop 5400	5500	Miscell.	non rev 5690	lit lnr	transfer in	GED
\$8,690.00			\$3,647.00			
\$19,631.00			\$1,401.00			
\$1,500.00						
\$260.00			\$334.00			
\$2,200.00	\$2,070.00		\$6,029.00			
			\$1,506.00			
\$1,580.00			\$4,373.00			
			\$1,112.00			
\$33,861.00	\$2,070.00	\$0.00	\$18,402.00	\$0.00	\$0.00	\$0.00
\$1,000.00			\$20,000.00			
\$32,861	\$2,070	\$0	-\$1,598	\$0	\$0	\$0

Sale of prop 5400	5500	Miscell.	non rev 5690	lit lnr	transfer in	GED
			\$534.00			
			\$75.00			
			\$10,695.00			
			\$1,567.00			
			\$8,692.00			
			\$415.00			
			\$50.00			
			\$4,720.00			
\$5,360.00			\$214.00			
\$32,693.00			\$4,033.00			
\$38,053.00	\$0.00	\$0.00	\$30,995.00	\$0.00	\$0.00	\$0.00
\$1,000.00			\$20,000.00			
\$37,053	\$0	\$0	\$10,995	\$0	\$0	\$0

Sale of prop 5400	5500	Miscell.	non rev 5690	lit lnr	transfer in	GED
			\$534.00			
			\$75.00			
			\$10,695.00			
			\$1,567.00			
			\$8,692.00			
			\$415.00			
			\$50.00			
			\$4,720.00			
\$5,360.00			\$214.00			
\$32,693.00			\$4,033.00			
\$38,053.00	\$0.00	\$0.00	\$30,995.00	\$0.00	\$0.00	\$0.00
\$1,000.00			\$20,000.00			

\$37,053	\$0	\$0	\$10,995	\$0	\$0	\$0
----------	-----	-----	----------	-----	-----	-----

Sale of prop 5400	5500	Miscell.	non rev 5690	lit lnr	transfer in	GED
			\$534.00			
			\$75.00			
			\$10,695.00			
			\$1,567.00			
			\$8,692.00			

			\$415.00			
			\$50.00			
			\$4,720.00			
\$5,360.00			\$214.00			
\$32,693.00			\$4,033.00			
\$38,053.00	\$0.00	\$0.00	\$30,995.00	\$0.00	\$0.00	\$0.00
\$1,000.00			\$20,000.00			
\$37,053	\$0	\$0	\$10,995	\$0	\$0	\$0

Sale of prop 5400	5500	Miscell.	non rev 5690	lit lnr	transfer in	GED
			\$534.00			
			\$75.00			
			\$10,695.00			
			\$1,567.00			
			\$8,692.00			
			\$415.00			
			\$50.00			
			\$4,720.00			
\$5,360.00			\$214.00			
\$32,693.00			\$4,033.00			
\$38,053.00	\$0.00	\$0.00	\$30,995.00	\$0.00	\$0.00	\$0.00
\$1,000.00			\$20,000.00			
\$37,053	\$0	\$0	\$10,995	\$0	\$0	\$0

Sale of prop 5400	5500	Miscell.	non rev 5690	lit lnr	transfer in	GED
			\$534.00			
			\$75.00			
			\$10,695.00			
			\$1,567.00			
			\$8,692.00			
			\$415.00			
			\$50.00			
			\$4,720.00			
\$5,360.00			\$214.00			
\$32,693.00			\$4,033.00			
\$38,053.00	\$0.00	\$0.00	\$30,995.00	\$0.00	\$0.00	\$0.00
\$1,000.00			\$20,000.00			
\$37,053	\$0	\$0	\$10,995	\$0	\$0	\$0

Sale of prop 5400	5500	Miscell.	non rev 5690	lit lmr	transfer in	GED
			\$534.00			
			\$75.00			
			\$10,695.00			
			\$1,567.00			
			\$8,692.00			
			\$415.00			
			\$50.00			
			\$4,720.00			
\$5,360.00			\$214.00			
\$32,693.00			\$4,033.00			
\$38,053.00	\$0.00	\$0.00	\$30,995.00	\$0.00	\$0.00	\$0.00
\$1,000.00			\$20,000.00			
\$37,053	\$0	\$0	\$10,995	\$0	\$0	\$0

Sale of prop 5400	5500	Miscell.	non rev 5690	lit lnr	transfer in	GED
			\$534.00			
			\$75.00			
			\$10,695.00			
			\$1,567.00			
			\$8,692.00			
			\$415.00			
			\$50.00			
			\$4,720.00			
\$5,360.00			\$214.00			
\$32,693.00			\$4,033.00			
\$38,053.00	\$0.00	\$0.00	\$30,995.00	\$0.00	\$0.00	\$0.00

\$1,000.00			\$20,000.00			
\$37,053	\$0	\$0	\$10,995	\$0	\$0	\$0

Sale of prop 5400	5500	Miscell.	non rev 5690	lit lnr	transfer in	GED
			\$534.00			
			\$75.00			
			\$10,695.00			
			\$1,567.00			

			\$8,692.00			
			\$415.00			
			\$50.00			
			\$4,720.00			
\$5,360.00			\$214.00			
\$32,693.00			\$4,033.00			
\$38,053.00	\$0.00	\$0.00	\$30,995.00	\$0.00	\$0.00	\$0.00
\$1,000.00			\$20,000.00			
\$37,053	\$0	\$0	\$10,995	\$0	\$0	\$0

Sale of prop 5400	5500	Miscell.	non rev 5690	lit lnr	transfer in	GED
			\$534.00			
			\$75.00			
			\$10,695.00			
			\$1,567.00			
			\$8,692.00			
			\$415.00			
			\$50.00			
			\$4,720.00			
\$5,360.00			\$214.00			
\$32,693.00			\$4,033.00			
\$38,053.00	\$0.00	\$0.00	\$30,995.00	\$0.00	\$0.00	\$0.00
\$1,000.00			\$20,000.00			
\$37,053	\$0	\$0	\$10,995	\$0	\$0	\$0

grant 9000
\$886.00
\$263.00
\$20,000.00
\$69.00
\$210.00
\$1,188.00
\$22,616.00
\$22,616

grant 9000
\$327.00
\$563.00
\$9,955.00
\$250.00
\$31.00
\$760.00
\$11,886.00
\$11,886

grant 9000
\$327.00
\$563.00
\$9,955.00
\$250.00
\$31.00
\$760.00
\$11,886.00

\$11,886

grant 9000
\$327.00
\$563.00
\$9,955.00

\$250.00
\$31.00
\$760.00
\$11,886.00
\$11,886

grant 9000
\$327.00
\$563.00
\$9,955.00
\$250.00
\$31.00
\$760.00
\$11,886.00
\$11,886

grant 9000
\$327.00
\$563.00
\$9,955.00
\$250.00
\$31.00
\$760.00
\$11,886.00
\$11,886

grant 9000
\$327.00
\$563.00
\$9,955.00
\$250.00
\$31.00
\$760.00
\$11,886.00
\$11,886

grant 9000
\$327.00
\$563.00
\$9,955.00
\$250.00
\$31.00
\$760.00
\$11,886.00

\$11,886

grant 9000
\$327.00
\$563.00
\$9,955.00

\$250.00
\$31.00
\$760.00
\$11,886.00
\$11,886

grant 9000
\$327.00
\$563.00
\$9,955.00
\$250.00
\$31.00
\$760.00
\$11,886.00
\$11,886

Pine Cove Consulting, LLC
 PO Box 11150
 Bozeman, MT 59719-1150
 (800) 432-0346



Date	Invoice
03/19/2025	23707C
Account	
Ravenna Public Schools	

Bill To:
Ravenna Public Schools Attn: Dave Huryta 41750 Carthage Rd. Ravenna, NE 68869 United States

Ship To
Ravenna Public Schools 41750 Carthage Rd. Ravenna, NE 68869 United States

Terms	Due Date	PO Number	Reference
Due Upon Receipt	03/19/2025	2425-PineCove-01	Student Computers

Other Charges	Quantity	Price	Amount
Billable Other Charges			
Lenovo ThinkPad E16 Gen 2 16" Touchscreen Notebook - WUXGA - AMD Ryzen 7 7735U - 16 GB - 512 GB SSD - English Keyboard - Black - AMD Chip - 1920 x 1200 - Windows 11 Pro - AMD Radeon 680M Graphics - In-plane Switching (IPS) Technology - Front Ca	129.00	879.62	113,470.98
Lenovo Accidental Damage Protection (Add-On) - 3 Year - Service - On-site - Maintenance - Parts & Labor - Physical	130.00	76.39	9,930.70
Lenovo Depot/Customer Carry-In - Extended Warranty (Upgrade) - 3 Year - Warranty - Service Depot - Maintenance - Parts & Labor	130.00	59.41	7,723.30
ThinkPad E16 AMD G2 - AMD Ryzen 7 7735U (2.70GHz 16MB) 16 1920 x 1200 Touch - Windows 11 Pro 64 - 16.0GB - 1x512GB SSD M.2 2242 PCIe Gen4 TLC Opal - AMD Radeon 680M - BT 5.1 or above,RealTek 8852BE - Wired Ethernet - 1080P FHD RGB - 3 Cell Li-Pol 47Wh - 1CourierCarryin,Backlit - Black with Number Pad-English (US)	1.00	879.62	879.62
Total Other Charges:			132,004.60

All invoices are due upon receipt Issues arising from invoices must be made within 15 days of receipt NEW REMIT TO ADDRESS: PO Box 11150 - Bozeman, MT 59719-1150 Make checks payable to Pine Cove Consulting, LLC	Invoice Subtotal:	132,004.60
	Sales Tax:	0.00
	Invoice Total:	132,004.60
	Payments:	0.00
	Credits:	0.00
	Balance Due:	132,004.60

Thank you for your business!

Ravenna Public Schools
Fund Balance Report
April 30th, 2025

Special Building

Last month ending balance	\$	547,309.23
Buffalo Co Taxes	\$	25,843.60
Sherman Co Taxes	\$	11,016.11
Settlement Checks	\$	-
Interest	\$	576.25
Check(s)	\$	(17,138.15)
Bank Statement Balance	\$	567,607.04
Outstanding Checks		\$0.00
Flex 9 mo. CD 043	\$	1,578,571.34
Interest	\$	13,586.23
Total	\$	2,159,764.61

Depreciation Fund

Last month ending balance	\$	567,133.96
Interest	\$	69.92
CD 428 Dep.	\$	-
Transfer	\$	-
Check(s)	\$	-
Bank Statement Balance	\$	567,203.88
5 Month Spec. CD 428	\$	-
Interest	\$	-
Total	\$	567,203.88

Employee Benefit Fund

Last month ending balance	\$	13,948.74
Deposit for Employee Benefits	\$	-
Interest	\$	1.72
Withdrawal to CD	\$	-
Bank Statement Balance	\$	13,950.46
Flex 9 mo. CD 094	\$	207,468.19
Interest	\$	3,480.35
x3372 13 mo CD	\$	-
Interest	\$	-
5 Month Spec. CD 427	\$	-
Interest	\$	-
Total	\$	224,899.00

Qualified Cap

Last month ending balance	\$	78,469.32
Buffalo Co Taxes	\$	5,441.73
Sherm Co Taxes	\$	2,360.63
US Treas.		
Interest	\$	-
check(s) Transfer to GF	\$	-
Bank Statement Balance	\$	86,271.68

PO Number	Invoice Number	Vendor Name	Invoice Date	Amount
Account Number		Detail Description		Amount
Checking Account ID	01	Fund Number 01	General	
	Beyer.May25	Beyer, Thomas	05/06/2025	3,780.00
01 2151 340 002 000		OTHER PROF. SERVICES		3,780.00
Total	Beyer, Thomas			3,780.00
	12557	Brown Transit LLC	09/18/2024	1,833.72
01 2730 431 000 000		REPAIRS & MAINT.		1,833.72
Total	Brown Transit LLC			1,833.72
	PINV146896	Central Programs, Inc	04/07/2025	118.01
01 2220 640 002 000		Library Books Elem		118.01
Total	Central Programs, Inc			118.01
	357.April25	CITY OF RAVENNA	04/28/2025	661.72
01 2610 410 001 000		Water Sewer Secon		330.86
01 2610 410 002 000		Water Sewer Elem		330.86
	760.April25	CITY OF RAVENNA	04/25/2025	77.78
01 2610 410 001 000		Water Sewer Secon		38.89
01 2610 410 002 000		Water Sewer Elem		38.89
Total	CITY OF RAVENNA			739.50
	6202	Critical Response Group	04/15/2025	3,797.00
01 2310 340 000 000		SERVICES		3,797.00
Total	Critical Response Group			3,797.00
	1474182	DAS State Accounting - Central Finance	04/10/2025	292.87
01 1100 382 000 000		INTERNET SERVICES		292.87
Total	DAS State Accounting - Central Finance			292.87
	9122312-0	EAKES OFFICE PLUS	04/11/2025	750.04
01 2610 610 001 000		Supplies Secon		375.02
01 2610 621 002 000		Fuel Elem		375.02
	INV644589	EAKES OFFICE PLUS	04/21/2025	3,162.48
01 1100 610 001 000		Gen Supplies Secon		1,581.24
01 1100 610 002 000		Gen Supplies Elem		1,581.24
Total	EAKES OFFICE PLUS			3,912.52
	DMCmeals	Elm Creek Public Schools	04/23/2025	128.00
01 1100 580 001 000		Travel Secon		128.00
	RPS.DMC1	Elm Creek Public Schools	04/29/2025	495.22
01 1100 810 001 018		FEES		495.22
Total	Elm Creek Public Schools			623.22
	180300.April25	ESU #10	05/01/2025	32,185.19
01 2152 591 002 607		AUDIOLOGY SPED 3-5		17.05
01 2153 591 002 607		AUDIOLOGY SPED 0-2		17.05
01 2151 591 001 607		Audiology Secon		68.19
01 2151 591 002 607		Audiology Elem		68.19
01 2151 591 001 604		ESU SERVICES-Deaf Ed Sec.		516.40
01 2151 591 002 604		Deaf Ed Sped Elem.		516.40
01 2140 591 001 000		ESU SERVICES-LMHP		1,500.00
01 2140 591 002 000		ESU SERVICES-LMHP Elem		1,500.00
01 2142 591 002 606		PSYCH SERVICES SPED 3-5		642.21
01 2141 591 002 606		Diagnostic Testing (School Psych)		642.21

PO Number	Invoice Number	Vendor Name	Invoice Date	Amount
Account Number		Detail Description		Amount
01 2141 591 001 606		SCHOOL PSYCH		2,568.85
01 2141 591 002 606		Diagnostic Testing (School Psych)		2,568.85
01 1291 591 002 603		PRE SPED Supervision (3-5)		282.20
01 1292 591 002 603		Pre Sped Services (0-2)		282.20
01 1200 591 001 000		SPED SUPERVISION SEC.		1,269.13
01 1200 591 002 000		SPED SUPERVISION ELEM.		1,269.13
01 2153 591 002 602		SPEECH (0-2)		1,118.71
01 2152 591 002 602		PRE SCHL SPEECH (3-5)		2,018.92
01 2151 591 001 602		Speech Therapy		3,696.98
01 2151 591 002 602		Speech Therapy Elem		10,645.20
01 2181 591 002 605		VISION		441.09
01 1200 591 000 608		Vocational		123.17
01 2212 330 002 000		Purch Prof Ser Elem		40.00
01 1100 580 001 000		Travel Secon		173.06
01 2120 330 001 000		EMPLOYEE TRAINING/DEVELOPMENT		40.00
01 1200 330 001 000		Contracted Services		80.00
01 2410 810 001 000		Dues And Fees Secon		40.00
01 2212 330 001 000		Purch Prof Ser Secon		40.00
Total ESU #10				32,185.19
	3618	Family Physical Therapy & Sports Center P.C.	04/14/2025	5,162.40
01 2173 320 002 000		PT Sped Services 0-2		367.65
01 2171 320 002 000		PT Sped Services Elem		131.25
01 2172 320 002 000		PT Sped Services 3-5		171.00
01 2171 320 002 000		PT Sped Services Elem		726.75
01 2171 320 001 000		PT Sped Services Sec.		342.00
01 2161 320 002 000		PROFESSIONAL ED SERVICES		462.10
01 2161 320 001 000		PROFESSIONAL ED SERVICES		318.75
01 2163 320 002 000		OT Sped Services 0-2		326.90
01 2162 320 002 000		OT Services SPED 3-5		598.50
01 2161 320 002 000		PROFESSIONAL ED SERVICES		712.50
01 2161 320 001 000		PROFESSIONAL ED SERVICES		570.00
01 2151 320 001 000		Speech Therapy Services		435.00
Total Family Physical Therapy & Sports Center P.C.				5,162.40
	537326.April25	FARMERS CO-OPERATIVE ASSOC	04/25/2025	3,953.66
01 2710 626 000 000		Gas And Oil		3,372.55
01 2620 610 001 000		GENERAL SUPPLIES		238.15
01 2620 610 002 000		GENERAL SUPPLIES		238.15
01 2710 610 000 000		Tires And Parts		104.81
Total FARMERS CO-OPERATIVE ASSOC				3,953.66
	11040326	Hamilton	05/01/2025	40.67
01 2510 382 001 000		Telephone Secon		20.34
01 2510 382 002 000		Telephone Elem		20.33
	11047654	Hamilton	05/01/2025	94.62
01 2510 382 001 000		Telephone Secon		47.31
01 2510 382 002 000		Telephone Elem		47.31
	11048227	Hamilton	05/01/2025	282.26
01 2510 382 001 000		Telephone Secon		141.13
01 2510 382 002 000		Telephone Elem		141.13
Total Hamilton				417.55
	1131	Hands of Heartland	10/10/2024	8,018.44
01 1200 569 001 000		TUITION-OTHER		8,018.44

PO Number	Invoice Number	Vendor Name	Invoice Date	Amount
Account Number		Detail Description		Amount
	1296	Hands of Heartland	05/08/2025	8,438.62
01 1200 569 001 000		TUITION-OTHER		8,438.62
	Jarzynka1004	Hands of Heartland	04/05/2025	4,285.58
01 1200 569 001 000		TUITION-OTHER		4,285.58
Total	Hands of Heartland			20,742.64
	01P27711	HANSEN INTERNATIONAL TRUCK INC	04/15/2025	197.44
01 2710 610 000 000		Tires And Parts		197.44
Total	HANSEN INTERNATIONAL TRUCK INC			197.44
	860254853	HD Supply Formerly Home Depot Pro	04/15/2025	229.76
01 2610 610 001 000		Supplies Secon		114.88
01 2610 610 002 000		Supplies Elem		114.88
	860883784	HD Supply Formerly Home Depot Pro	04/18/2025	184.26
01 2610 610 001 000		Supplies Secon		184.26
	863034179	HD Supply Formerly Home Depot Pro	05/02/2025	179.64
01 2610 610 001 000		Supplies Secon		89.82
01 2610 610 002 000		Supplies Elem		89.82
	863034187	HD Supply Formerly Home Depot Pro	05/02/2025	175.22
01 2610 610 001 000		Supplies Secon		87.61
01 2610 610 002 000		Supplies Elem		87.61
Total	HD Supply Formerly Home Depot Pro			768.88
	12800282.May25	Hometown Leasing	05/01/2025	765.95
01 1100 443 001 000		LEASED EQUIP		765.95
Total	Hometown Leasing			765.95
	663472	Integrated Life Choices	04/30/2025	8,039.71
01 1200 569 001 000		TUITION-OTHER		8,039.71
	663473	Integrated Life Choices	04/30/2025	3,289.58
01 1200 569 001 000		TUITION-OTHER		3,289.58
	663474	Integrated Life Choices	04/30/2025	2,400.00
01 2712 519 001 000		Contracted Transpor		2,400.00
Total	Integrated Life Choices			13,729.29
	2425-806	LUNCH FUND	04/30/2025	72.80
01 1100 890 002 000		Other Misc Exp Elem		72.80
	chiller.May25	LUNCH FUND	05/09/2025	7,519.10
01 8000 912 000 000		Lunch Fund		7,519.10
Total	LUNCH FUND			7,591.90
	8037	MC AUTOMOTIVE	03/31/2025	3,686.19
01 2730 431 000 000		REPAIRS & MAINT.		3,686.19
	8063	MC AUTOMOTIVE	04/10/2025	860.81
01 2730 431 000 000		REPAIRS & MAINT.		860.81
Total	MC AUTOMOTIVE			4,547.00
	trash.May25	RAVENNA SANITATION	05/01/2025	981.00
01 2620 420 001 000		CLEANING SERVICES/TRASH		490.50
01 2620 420 002 000		CLEANING SERVICES/TRASH		490.50
Total	RAVENNA SANITATION			981.00
	2425-793Spring25	Robertson, Jason	04/24/2025	1,000.00
01 1100 810 001 018		FEES		1,000.00

PO Number	Invoice Number	Vendor Name	Invoice Date	Amount
Account Number		Detail Description		Amount
Total	Robertson, Jason			1,000.00
	25205	ScoreVision, LLC	01/14/2025	575.00
01 2580 650 001 000		Computer Supplies		575.00
Total	ScoreVision, LLC			575.00
	21182863	Soliant	04/13/2025	2,488.50
01 2151 340 001 000		OTHER PROF. SERVICES		2,488.50
	21188147	Soliant	04/20/2025	1,422.00
01 2151 340 001 000		OTHER PROF. SERVICES		1,422.00
	21192756	Soliant	04/27/2025	1,755.38
01 2151 340 001 000		OTHER PROF. SERVICES		1,755.38
	21198663	Soliant	05/04/2025	1,636.88
01 2151 340 001 000		OTHER PROF. SERVICES		1,636.88
Total	Soliant			7,302.76
	14182	Sport Safe Testing Service, Inc.	05/01/2025	482.00
01 2190 340 001 000		Testing		482.00
Total	Sport Safe Testing Service, Inc.			482.00
	USBank.May25	U.S. Bank	05/01/2025	4,100.55
01 2510 531 000 000		POSTAGE		9.12
01 2120 810 000 000		REGISTRATION		180.33
01 2212 330 001 000		Purch Prof Ser Secon		120.00
01 2212 330 002 000		Purch Prof Ser Elem		120.00
01 1200 810 001 000		Registration Secondary		10.82
01 1100 735 001 000		Comp Software Secon		68.00
01 1100 610 001 031		Instruc Materials		838.00
01 2130 810 000 000		Dues And Fees		130.00
01 3535 610 000 000		High Abilt Learn Supplies		166.87
01 1100 610 001 028		Instr Materials		98.90
01 3535 610 000 000		High Abilt Learn Supplies		934.55
01 1100 580 001 000		Travel Secon		144.00
01 1200 735 002 000		Comp Software Elem		3.80
01 1100 580 002 000		Travel Elem		90.00
01 1100 610 002 007		Kingrt Materials		35.98
01 2580 650 001 000		Computer Supplies		64.79
01 2580 650 002 000		Computer Supplies		64.79
01 1200 610 001 000		Gen Supplies		102.36
01 1200 610 002 000		Gen Supplies Elem		116.99
01 1100 610 001 000		Gen Supplies Secon		460.32
01 2220 640 002 000		Library Books Elem		14.02
01 1100 580 002 000		Travel Elem		115.00
01 2620 610 001 000		GENERAL SUPPLIES		159.36
01 2620 610 002 000		GENERAL SUPPLIES		52.55
Total	U.S. Bank			4,100.55
	2504-115940	WILKE'S TRUE VALUE	04/03/2025	45.58
01 2620 610 001 000		GENERAL SUPPLIES		22.79
01 2620 610 002 000		GENERAL SUPPLIES		22.79
	2504-115999	WILKE'S TRUE VALUE	04/03/2025	85.49
01 3535 610 000 000		High Abilt Learn Supplies		85.49
	2504-116324	WILKE'S TRUE VALUE	04/07/2025	56.30
01 2620 610 001 000		GENERAL SUPPLIES		56.30

Board Report - Detail

PO Number	Invoice Number	Vendor Name	Invoice Date	Amount
Account Number		Detail Description		Amount
	2504-116373	WILKE'S TRUE VALUE	04/07/2025	26.58
01 2620 610 001 000		GENERAL SUPPLIES		26.58
	2504-116381	WILKE'S TRUE VALUE	04/07/2025	9.49
01 2620 610 001 000		GENERAL SUPPLIES		9.49
	2504-116586	WILKE'S TRUE VALUE	04/10/2025	7.59
01 2620 610 001 000		GENERAL SUPPLIES		3.80
01 2620 610 002 000		GENERAL SUPPLIES		3.79
	2504-116593	WILKE'S TRUE VALUE	04/10/2025	18.04
01 2620 610 001 000		GENERAL SUPPLIES		9.02
01 2620 610 002 000		GENERAL SUPPLIES		9.02
	2504-117329	WILKE'S TRUE VALUE	04/16/2025	5.22
01 2620 610 001 000		GENERAL SUPPLIES		5.22
	2504-117804	WILKE'S TRUE VALUE	04/22/2025	2.18
01 2620 610 001 000		GENERAL SUPPLIES		1.09
01 2620 610 002 000		GENERAL SUPPLIES		1.09
	2504-117882	WILKE'S TRUE VALUE	04/22/2025	10.46
01 2620 610 002 000		GENERAL SUPPLIES		10.46
Total WILKE'S TRUE VALUE				<u>266.93</u>
Fund Number 01				<u>119,866.98</u>
Checking Account ID 01				<u>119,866.98</u>

Expenditure Report by Op. Unit/Function

Account Number	Account Description	Revised Budget	During Month	Expenditures to Date	% of Budget	Balance at EOM	Encumbrances	Unencumbered Balance
01	General							
01 1100 111 001 000	SALARIES TEACHERS SECONDARY	923,742.00	75,396.76	675,432.89	73.12	248,309.11	0.00	248,309.11
01 1100 111 002 000	SALARIES TEACHERS ELEM.	971,972.00	75,071.98	666,817.08	68.60	305,154.92	0.00	305,154.92
01 1100 112 001 000	AIDES/COACHES	5,000.00	3,052.50	3,052.50	61.05	1,947.50	0.00	1,947.50
01 1100 120 001 000	SUBSTITUTE OR TEMPORARY SALARIES	3,000.00	0.00	0.00	0.00	3,000.00	0.00	3,000.00
01 1100 123 001 000	Sub Salaries Secon	25,000.00	4,920.00	42,834.99	171.34	(17,834.99)	0.00	(17,834.99)
01 1100 123 002 000	Sub Salaries Elem	20,000.00	4,490.00	30,118.92	150.59	(10,118.92)	0.00	(10,118.92)
01 1100 150 001 000	ADDITIONAL COMP. NON INSTRUCTIONAL STAFF	0.00	1,000.00	13,104.75	0.00	(13,104.75)	0.00	(13,104.75)
01 1100 151 001 000	ADDITIONAL COMP. TEACHERS/PROF. STAFF	130,000.00	9,764.57	93,420.63	71.86	36,579.37	0.00	36,579.37
01 1100 151 002 000	ADDITIONAL COMP. TEACHERS/PROF. STAFF	40,000.00	3,925.00	35,541.00	88.85	4,459.00	0.00	4,459.00
01 1100 152 001 000	ADDITIONAL COMP. AIDES	5,000.00	0.00	1,855.50	37.11	3,144.50	0.00	3,144.50
01 1100 210 001 000	GROUP INSURANCE-NON INSTRUCTIONAL	0.00	139.36	1,237.49	0.00	(1,237.49)	0.00	(1,237.49)
01 1100 211 001 000	Health Ins Secon	407,103.00	29,193.51	265,600.77	65.24	141,502.23	0.00	141,502.23
01 1100 211 002 000	Health Ins Elem	428,318.00	30,596.50	272,301.30	63.57	156,016.70	0.00	156,016.70
01 1100 212 001 000	GROUP INSURANCE-AIDES	25.00	0.00	0.06	0.24	24.94	0.00	24.94
01 1100 213 001 000	GROUP INS.-SUBS	1,000.00	276.76	1,534.52	153.45	(534.52)	0.00	(534.52)
01 1100 213 002 000	GROUP INS.-SUBS	7,500.00	179.22	878.42	11.71	6,621.58	0.00	6,621.58
01 1100 220 001 000	FICA-NON INSTRUCTIONAL	250.00	73.75	978.41	391.36	(728.41)	0.00	(728.41)
01 1100 221 001 000	Fica Secon	75,000.00	6,265.63	58,217.97	77.62	16,782.03	0.00	16,782.03
01 1100 221 002 000	Fica Elem	78,000.00	5,691.96	50,636.40	64.92	27,363.60	0.00	27,363.60
01 1100 222 001 000	FICA-COACHES/AIDES	1,000.00	233.53	375.50	37.55	624.50	0.00	624.50
01 1100 223 001 000	FICA-SUB SUBS	2,000.00	368.91	3,236.16	161.81	(1,236.16)	0.00	(1,236.16)
01 1100 223 002 000	FICA-SUB SUBS	2,000.00	338.68	2,280.90	114.05	(280.90)	0.00	(280.90)
01 1100 230 001 000	RETIREMENT- NON INSTRUCTIONAL	0.00	98.78	1,031.64	0.00	(1,031.64)	0.00	(1,031.64)
01 1100 231 001 000	RETIREMENT TEACHERS/ADMINS	95,000.00	8,412.07	75,794.84	79.78	19,205.16	0.00	19,205.16
01 1100 231 002 000	RETIREMENT TEACHERS/ADMIN	100,000.00	7,803.16	69,377.53	69.38	30,622.47	0.00	30,622.47
01 1100 232 001 000	RETIREMENT-COACHES/AIDES	400.00	0.00	1.78	0.45	398.22	0.00	398.22
01 1100 233 001 000	RETIREMENT-SUBS	200.00	202.53	1,908.70	954.35	(1,708.70)	0.00	(1,708.70)
01 1100 233 002 000	RETIREMENT-SUBS	200.00	139.29	1,189.82	594.91	(989.82)	0.00	(989.82)
01 1100 280 001 000	NON INSTRUCTIONAL HSA	0.00	25.31	224.31	0.00	(224.31)	0.00	(224.31)
01 1100 281 001 000	CASH IN LIEU/HSA	20,000.00	2,129.91	16,593.54	82.97	3,406.46	0.00	3,406.46
01 1100 281 002 000	CASH IN LIEU/HSA	25,000.00	2,732.82	23,837.41	95.35	1,162.59	0.00	1,162.59
01 1100 283 001 000	UNEMPLOYMENT COMP OR INS	100.00	48.71	267.92	267.92	(167.92)	0.00	(167.92)
01 1100 283 002 000	UNEMPLOYMENT COMP OR INS	100.00	31.52	153.25	153.25	(53.25)	0.00	(53.25)
01 1100 330 001 000	ASSEMBLIES	5,000.00	0.00	0.00	0.00	5,000.00	0.00	5,000.00
01 1100 330 002 000	ASSEMBLIES	5,000.00	0.00	0.00	0.00	5,000.00	0.00	5,000.00
01 1100 334 000 000	Mileage for Psyche Services	2,500.00	0.00	0.00	0.00	2,500.00	0.00	2,500.00
01 1100 382 000 000	INTERNET SERVICES	7,500.00	292.87	4,796.68	63.96	2,703.32	0.00	2,703.32
01 1100 382 001 000	Distance Education	0.00	0.00	0.00	0.00	0.00	0.00	0.00
01 1100 431 001 000	REPAIRS & MAINTENANCE - Contracted	0.00	0.00	0.00	0.00	0.00	0.00	0.00
01 1100 431 002 000	REPAIRS & MAINTENANCE - Contracted	0.00	0.00	0.00	0.00	0.00	0.00	0.00
01 1100 443 001 000	LEASED EQUIP	10,000.00	765.95	13,359.50	133.60	(3,359.50)	0.00	(3,359.50)
01 1100 443 002 000	LEASED EQUIP	2,500.00	0.00	0.00	0.00	2,500.00	0.00	2,500.00
01 1100 580 001 000	Travel Secon	5,000.00	445.06	1,603.44	32.07	3,396.56	0.00	3,396.56
01 1100 580 002 000	Travel Elem	2,000.00	205.00	1,392.54	69.63	607.46	0.00	607.46
01 1100 591 001 000	ESU SERVICES-LMHP	30,000.00	0.00	0.00	0.00	30,000.00	0.00	30,000.00
01 1100 610 001 000	Gen Supplies Secon	15,000.00	2,041.56	5,263.99	35.09	9,736.01	0.00	9,736.01
01 1100 610 002 000	Gen Supplies Elem	15,000.00	1,581.24	2,752.55	18.35	12,247.45	0.00	12,247.45
01 1100 640 001 000	Textbooks Secon	30,000.00	0.00	(678.00)	(2.26)	30,678.00	0.00	30,678.00

Expenditure Report by Op. Unit/Function

Account Number	Account Description	Revised Budget	During Month	Expenditures to Date	% of Budget	Balance at EOM	Encumbrances	Unencumbered Balance
01 1100 640 002 000	Textbooks Elem	30,000.00	0.00	1,210.42	4.03	28,789.58	0.00	28,789.58
01 1100 733 001 000	Equipment Secon	10,000.00	0.00	0.00	0.00	10,000.00	0.00	10,000.00
01 1100 733 002 000	Equipment Elem	7,500.00	0.00	0.00	0.00	7,500.00	0.00	7,500.00
01 1100 734 001 000	Comp Equip Secon	40,000.00	0.00	235.60	0.59	39,764.40	0.00	39,764.40
01 1100 734 002 000	Comp Equip Elem	20,000.00	0.00	0.00	0.00	20,000.00	0.00	20,000.00
01 1100 735 001 000	Comp Software Secon	30,000.00	68.00	18,727.64	62.43	11,272.36	0.00	11,272.36
01 1100 735 002 000	Comp Software Elem	15,000.00	0.00	13,200.11	88.00	1,799.89	0.00	1,799.89
01 1100 810 001 000	FEES	2,500.00	0.00	803.40	32.14	1,696.60	0.00	1,696.60
01 1100 810 002 000	FEES	1,000.00	0.00	419.00	41.90	581.00	0.00	581.00
01 1100 890 001 000	Other Misc Exp Secon	3,000.00	0.00	2,333.06	77.77	666.94	0.00	666.94
01 1100 890 002 000	Other Misc Exp Elem	1,000.00	72.80	607.76	60.78	392.24	0.00	392.24
1100 SALARIES		3,656,410.00	278,075.20	2,475,864.59	67.71	1,180,545.41	0.00	1,180,545.41
01 1160 111 002 000	SALARIES TEACHERS POVERTY	67,000.00	0.00	5,687.50	8.49	61,312.50	0.00	61,312.50
01 1160 211 002 000	Poverty Program Health Ins	21,000.00	0.00	1,731.60	8.25	19,268.40	0.00	19,268.40
01 1160 221 002 000	Poverty Program FICA	5,000.00	0.00	403.36	8.07	4,596.64	0.00	4,596.64
01 1160 231 002 000	Poverty Program Retire	7,000.00	0.00	561.80	8.03	6,438.20	0.00	6,438.20
01 1160 281 002 000	TEACHERS/PRINCIPALS HSA	0.00	0.00	314.57	0.00	(314.57)	0.00	(314.57)
1160 POVERTY		100,000.00	0.00	8,698.83	8.70	91,301.17	0.00	91,301.17
01 1190 111 002 000	SALARIES TEACHERS PRE K	26,000.00	2,015.62	18,140.58	69.77	7,859.42	0.00	7,859.42
01 1190 112 002 000	PreK Para	35,000.00	2,355.30	13,465.53	38.47	21,534.47	0.00	21,534.47
01 1190 122 002 000	Sub Paras Salary	0.00	0.00	663.67	0.00	(663.67)	0.00	(663.67)
01 1190 123 002 000	PreK Subs	2,000.00	140.00	910.00	45.50	1,090.00	0.00	1,090.00
01 1190 211 002 000	PreK Health	27,000.00	1,172.61	10,548.28	39.07	16,451.72	0.00	16,451.72
01 1190 212 002 000	GROUP INSURANCE-AIDES	10,000.00	0.00	9.57	0.10	9,990.43	0.00	9,990.43
01 1190 221 002 000	PreK Fica	5,000.00	151.05	1,359.46	27.19	3,640.54	0.00	3,640.54
01 1190 222 002 000	FICA-AIDES	2,500.00	180.18	1,080.88	43.24	1,419.12	0.00	1,419.12
01 1190 223 002 000	FICA-SUB SUBS	300.00	10.71	69.59	23.20	230.41	0.00	230.41
01 1190 231 002 000	PreK Retire	2,500.00	199.10	1,791.90	71.68	708.10	0.00	708.10
01 1190 232 002 000	RETIREMENT AIDES	4,000.00	232.65	1,174.88	29.37	2,825.12	0.00	2,825.12
01 1190 233 002 000	RETIREMENT-SUBS	250.00	0.00	55.32	22.13	194.68	0.00	194.68
01 1190 610 002 000	PreK Supplies	500.00	0.00	0.00	0.00	500.00	0.00	500.00
01 1190 890 002 000	PreK Misc Exp	500.00	0.00	0.00	0.00	500.00	0.00	500.00
1190 PREK		115,550.00	6,457.22	49,269.66	42.64	66,280.34	0.00	66,280.34
01 1200 111 001 000	SPED teachers	210,000.00	14,425.00	129,389.31	61.61	80,610.69	0.00	80,610.69
01 1200 111 002 000	SALARIES TEACHERS SPED ELEM.	225,000.00	18,859.38	169,734.42	75.44	55,265.58	0.00	55,265.58
01 1200 112 001 000	SPED Paras	160,000.00	17,703.03	146,362.89	91.48	13,637.11	0.00	13,637.11
01 1200 112 002 000	Aide Elem	140,000.00	11,759.51	93,847.26	67.03	46,152.74	0.00	46,152.74
01 1200 116 001 000	Nurse Sp Ed Services	750.00	0.00	0.00	0.00	750.00	0.00	750.00
01 1200 116 002 000	Nurse Sp Ed Services	250.00	0.00	0.00	0.00	250.00	0.00	250.00
01 1200 122 001 000	Sub Paras Salary	1,500.00	0.00	1,172.70	78.18	327.30	0.00	327.30
01 1200 122 002 000	Sub Paras Salary	0.00	358.15	1,391.75	0.00	(1,391.75)	0.00	(1,391.75)
01 1200 123 001 000	Sub Secon	5,000.00	0.00	650.00	13.00	4,350.00	0.00	4,350.00
01 1200 123 002 000	Sub Elem	7,500.00	490.00	3,975.00	53.00	3,525.00	0.00	3,525.00
01 1200 132 001 000	OT - AIDES/PARAS	1,500.00	168.13	1,442.37	96.16	57.63	0.00	57.63
01 1200 132 002 000	OT - AIDES/PARAS	250.00	0.00	9.77	3.91	240.23	0.00	240.23
01 1200 151 001 000	ADDITIONAL COMP. TEACHERS/PROF. STAFF	10,000.00	818.18	7,363.62	73.64	2,636.38	0.00	2,636.38
01 1200 211 001 000	Health Ins	60,000.00	3,967.20	36,283.15	60.47	23,716.85	0.00	23,716.85
01 1200 211 002 000	Health Ins Elem	85,000.00	6,669.03	59,325.77	69.80	25,674.23	0.00	25,674.23
01 1200 212 001 000	GROUP INSURANCE-AIDES	20,000.00	1,613.30	14,559.85	72.80	5,440.15	0.00	5,440.15
01 1200 212 002 000	GROUP INSURANCE-AIDES	25,000.00	2,178.41	20,133.16	80.53	4,866.84	0.00	4,866.84
01 1200 213 001 000	GROUP INS.-SUBS	200.00	0.00	40.60	20.30	159.40	0.00	159.40
01 1200 213 002 000	GROUP INS.-SUBS	200.00	0.36	144.56	72.28	55.44	0.00	55.44
01 1200 216 001 000	Health Ins. NURSE	100.00	0.00	0.00	0.00	100.00	0.00	100.00

Expenditure Report by Op. Unit/Function

Account Number	Account Description	Revised Budget	During Month	Expenditures to Date	% of Budget	Balance at EOM	Encumbrances	Unencumbered Balance
01 1200 216 002 000	Health Ins-NURSE	100.00	0.00	0.00	0.00	100.00	0.00	100.00
01 1200 221 001 000	Fica Secon	15,000.00	1,119.11	10,036.56	66.91	4,963.44	0.00	4,963.44
01 1200 221 002 000	Fica Elem	20,000.00	1,400.41	12,606.56	63.03	7,393.44	0.00	7,393.44
01 1200 222 001 000	FICA-AIDES	10,000.00	1,333.26	11,088.00	110.88	(1,088.00)	0.00	(1,088.00)
01 1200 222 002 000	FICA-AIDES	8,500.00	798.33	6,252.81	73.56	2,247.19	0.00	2,247.19
01 1200 223 001 000	FICA-SUB SUBS	400.00	0.00	48.66	12.17	351.34	0.00	351.34
01 1200 223 002 000	FICA-SUB SUBS	750.00	37.49	300.26	40.03	449.74	0.00	449.74
01 1200 226 001 000	Fica-NURSE	100.00	0.00	0.00	0.00	100.00	0.00	100.00
01 1200 226 002 000	Fica-NURSE	50.00	0.00	0.00	0.00	50.00	0.00	50.00
01 1200 231 001 000	RETIREMENT TEACHERS/ADMINS	20,000.00	1,424.87	12,780.82	63.90	7,219.18	0.00	7,219.18
01 1200 231 002 000	RETIREMENT TEACHERS/ADMINS	25,000.00	1,862.89	16,766.01	67.06	8,233.99	0.00	8,233.99
01 1200 232 001 000	RETIREMENT AIDES	17,500.00	1,705.22	14,410.63	82.35	3,089.37	0.00	3,089.37
01 1200 232 002 000	RETIREMENT AIDES	15,000.00	1,047.85	8,837.84	58.92	6,162.16	0.00	6,162.16
01 1200 233 001 000	RETIREMENT-SUBS	250.00	0.00	29.64	11.86	220.36	0.00	220.36
01 1200 233 002 000	RETIREMENT-SUBS	100.00	20.74	157.57	157.57	(57.57)	0.00	(57.57)
01 1200 236 001 000	Retire-NURSE	100.00	0.00	0.00	0.00	100.00	0.00	100.00
01 1200 236 002 000	Retire-NURSE	50.00	0.00	0.00	0.00	50.00	0.00	50.00
01 1200 281 001 000	CASH IN LIEU/HSA	5,000.00	0.00	0.00	0.00	5,000.00	0.00	5,000.00
01 1200 282 001 000	INSTRUCTIONAL AIDES HSA	150.00	127.92	1,143.15	762.10	(993.15)	0.00	(993.15)
01 1200 282 002 000	INSTRUCTIONAL AIDES HSA	3,000.00	300.27	2,893.33	96.44	106.67	0.00	106.67
01 1200 283 001 000	UNEMPLOYMENT COMP OR INS	0.00	0.00	7.15	0.00	(7.15)	0.00	(7.15)
01 1200 283 002 000	INS/HSA Cont.	50.00	0.00	25.31	50.62	24.69	0.00	24.69
01 1200 286 001 000	NURSE-HSA	25.00	0.00	0.00	0.00	25.00	0.00	25.00
01 1200 286 002 000	NURSE-HSA	25.00	0.00	0.00	0.00	25.00	0.00	25.00
01 1200 320 001 000	Purch Prof Ser Secon	10,000.00	0.00	107.50	1.08	9,892.50	0.00	9,892.50
01 1200 320 002 000	Purch Prof Serv Elem	5,000.00	0.00	107.50	2.15	4,892.50	0.00	4,892.50
01 1200 330 001 000	Contracted Services	2,500.00	80.00	300.00	12.00	2,200.00	0.00	2,200.00
01 1200 330 002 000	Contracted Services	0.00	0.00	440.00	0.00	(440.00)	0.00	(440.00)
01 1200 520 001 000	INSURANCE(Property, Liability)	100.00	0.00	0.00	0.00	100.00	0.00	100.00
01 1200 569 001 000	TUITION-OTHER	200,000.00	32,071.93	174,224.71	87.11	25,775.29	0.00	25,775.29
01 1200 569 002 000	TUITION-OTHER	50,000.00	0.00	2,614.69	5.23	47,385.31	0.00	47,385.31
01 1200 580 001 000	Travel Secon	250.00	0.00	288.48	115.39	(38.48)	0.00	(38.48)
01 1200 580 002 000	Travel Elem	250.00	0.00	288.49	115.40	(38.49)	0.00	(38.49)
01 1200 591 001 000	SPED SUPERVISION SEC.	20,000.00	1,269.13	12,329.17	61.65	7,670.83	0.00	7,670.83
01 1200 591 002 000	SPED SUPERVISION ELEM.	20,000.00	1,269.13	12,205.42	61.03	7,794.58	0.00	7,794.58
01 1200 610 001 000	Gen Supplies	7,500.00	102.36	1,315.05	17.53	6,184.95	0.00	6,184.95
01 1200 610 002 000	Gen Supplies Elem	5,000.00	116.99	2,329.21	46.58	2,670.79	0.00	2,670.79
01 1200 640 001 000	Textbooks	750.00	0.00	0.00	0.00	750.00	0.00	750.00
01 1200 640 002 000	Textbooks Elem	600.00	0.00	0.00	0.00	600.00	0.00	600.00
01 1200 641 001 000	Digital Materials	200.00	0.00	0.00	0.00	200.00	0.00	200.00
01 1200 641 002 000	Digital Mat./EBOOKS	100.00	0.00	0.00	0.00	100.00	0.00	100.00
01 1200 733 001 000	Equipment Furn Secon	2,000.00	0.00	0.00	0.00	2,000.00	0.00	2,000.00
01 1200 733 002 000	Furniture Equip Elem	1,000.00	0.00	0.00	0.00	1,000.00	0.00	1,000.00
01 1200 734 001 000	Comp Equip Secon	2,000.00	0.00	0.00	0.00	2,000.00	0.00	2,000.00
01 1200 734 002 000	Computer Equip Elem	1,000.00	0.00	0.00	0.00	1,000.00	0.00	1,000.00
01 1200 735 001 000	Comp Software Secon	1,000.00	0.00	5,298.99	529.90	(4,298.99)	0.00	(4,298.99)
01 1200 735 002 000	Comp Software Elem	610.00	3.80	5,419.78	888.49	(4,809.78)	0.00	(4,809.78)
01 1200 810 001 000	Registration Secondary	250.00	10.82	205.92	82.37	44.08	0.00	44.08
01 1200 810 002 000	Registration Elem	1,000.00	0.00	245.00	24.50	755.00	0.00	755.00
1200 SPEDICAL ED School Age		1,424,510.00	125,112.20	1,000,930.39	70.26	423,579.61	0.00	423,579.61
01 1291 610 002 000	PRE Supplies	3,000.00	0.00	0.00	0.00	3,000.00	0.00	3,000.00
01 1291 640 002 000	Periodicals (3-5)	300.00	0.00	0.00	0.00	300.00	0.00	300.00
01 1291 733 000 000	Equipment (3-5)	1,700.00	0.00	0.00	0.00	1,700.00	0.00	1,700.00
1291 SPED AGES 3-5		5,000.00	0.00	0.00	0.00	5,000.00	0.00	5,000.00

Expenditure Report by Op. Unit/Function

Account Number	Account Description	Revised Budget	During Month	Expenditures to Date	% of Budget	Balance at EOM	Encumbrances	Unencumbered Balance
01 2120 111 001 000	Counselor Sal Secon	60,000.00	4,905.50	44,532.74	74.22	15,467.26	0.00	15,467.26
01 2120 111 002 000	Counselor Sal Elem	16,000.00	1,226.37	11,037.33	68.98	4,962.67	0.00	4,962.67
01 2120 211 001 000	Health Ins. Secon	15,000.00	1,023.68	9,229.83	61.53	5,770.17	0.00	5,770.17
01 2120 211 002 000	Health Ins. Elem	3,715.00	255.92	2,288.62	61.60	1,426.38	0.00	1,426.38
01 2120 221 001 000	Fica Secon	5,000.00	359.21	3,261.96	65.24	1,738.04	0.00	1,738.04
01 2120 221 002 000	Fica Elem	1,500.00	89.80	808.41	53.89	691.59	0.00	691.59
01 2120 231 001 000	Retirement Secon	6,000.00	484.56	4,398.89	73.31	1,601.11	0.00	1,601.11
01 2120 231 002 000	Retirement Elem	1,500.00	121.14	1,090.26	72.68	409.74	0.00	409.74
01 2120 281 001 000	TEACHERS/PRINCIPALS HSA	2,500.00	184.10	1,659.91	66.40	840.09	0.00	840.09
01 2120 281 002 000	TEACHERS/PRINCIPALS HSA	750.00	46.03	411.63	54.88	338.37	0.00	338.37
01 2120 320 001 000	Purch Prof Ser Secon	1,250.00	0.00	40.00	3.20	1,210.00	0.00	1,210.00
01 2120 320 002 000	Purch Prof Ser Elem	1,000.00	0.00	0.00	0.00	1,000.00	0.00	1,000.00
01 2120 330 001 000	EMPLOYEE TRAINING/DEVELOPMENT	0.00	40.00	40.00	0.00	(40.00)	0.00	(40.00)
01 2120 580 001 000	Travel Secon	500.00	0.00	0.00	0.00	500.00	0.00	500.00
01 2120 580 002 000	Travel Elem	500.00	0.00	0.00	0.00	500.00	0.00	500.00
01 2120 610 001 000	Supplies Secon	1,000.00	0.00	593.49	59.35	406.51	0.00	406.51
01 2120 610 002 000	Supplies Elem	1,000.00	0.00	11.97	1.20	988.03	0.00	988.03
01 2120 640 001 000	BOOKS & PERIODICALS	2,500.00	0.00	0.00	0.00	2,500.00	0.00	2,500.00
01 2120 640 002 000	Resource Texts	150.00	0.00	0.00	0.00	150.00	0.00	150.00
01 2120 735 001 000	Computer Software	100.00	0.00	0.00	0.00	100.00	0.00	100.00
01 2120 810 000 000	REGISTRATION	1,000.00	180.33	430.33	43.03	569.67	0.00	569.67
2120 COUNSELOR		120,965.00	8,916.64	79,835.37	66.00	41,129.63	0.00	41,129.63
01 2130 116 000 000	SALARIES -Professional Non-Cert. (Nurse)	38,000.00	3,842.64	30,291.93	79.72	7,708.07	0.00	7,708.07
01 2130 216 000 000	GROUP INS.-NURSE	6,500.00	506.93	4,643.55	71.44	1,856.45	0.00	1,856.45
01 2130 226 000 000	FICA-NURSE	3,000.00	291.29	2,293.04	76.43	706.96	0.00	706.96
01 2130 236 000 000	RETIREMENT-NURSE	3,750.00	379.57	2,992.15	79.79	757.85	0.00	757.85
01 2130 286 000 000	NURSE-HSA	1,000.00	88.98	815.14	81.51	184.86	0.00	184.86
01 2130 320 001 000	Purch Prof Ser Secon	50.00	0.00	0.00	0.00	50.00	0.00	50.00
01 2130 320 002 000	Purch Prof Serv Elem	50.00	0.00	0.00	0.00	50.00	0.00	50.00
01 2130 580 000 000	Travel	200.00	0.00	0.00	0.00	200.00	0.00	200.00
01 2130 610 000 000	Health Supplies	5,000.00	0.00	2,766.18	55.32	2,233.82	0.00	2,233.82
01 2130 610 001 000	Instruc Mater Secon	100.00	0.00	0.00	0.00	100.00	0.00	100.00
01 2130 610 002 000	Instruc Mater Elem	200.00	0.00	0.00	0.00	200.00	0.00	200.00
01 2130 733 000 000	Equipment	300.00	0.00	0.00	0.00	300.00	0.00	300.00
01 2130 810 000 000	Dues And Fees	150.00	130.00	130.00	86.67	20.00	0.00	20.00
2130 NURSE		58,300.00	5,239.41	43,931.99	75.36	14,368.01	0.00	14,368.01
01 2131 116 001 000	SALARIES -Professional Non-Cert. (Nurse)	14,000.00	1,391.69	10,522.21	75.16	3,477.79	0.00	3,477.79
01 2131 116 002 000	SALARIES -Professional Non-Cert. (Nurse)	14,000.00	1,391.70	10,522.22	75.16	3,477.78	0.00	3,477.78
01 2131 216 001 000	GROUP INS.-NURSE	2,250.00	183.60	1,611.80	71.64	638.20	0.00	638.20
01 2131 216 002 000	GROUP INS.-NURSE	2,250.00	183.60	1,611.82	71.64	638.18	0.00	638.18
01 2131 226 001 000	FICA-NURSE	1,250.00	105.52	796.63	63.73	453.37	0.00	453.37
01 2131 226 002 000	FICA-NURSE	1,250.00	105.52	796.50	63.72	453.50	0.00	453.50
01 2131 236 001 000	RETIREMENT-NURSE	1,500.00	137.47	1,039.38	69.29	460.62	0.00	460.62
01 2131 236 002 000	RETIREMENT-NURSE	1,500.00	137.47	1,039.37	69.29	460.63	0.00	460.63
01 2131 286 001 000	NURSE-HSA	1,000.00	32.23	282.91	28.29	717.09	0.00	717.09
01 2131 286 002 000	NURSE-HSA	1,000.00	32.23	282.91	28.29	717.09	0.00	717.09
2131 HEALTH SERVICES SPED-NURSE		40,000.00	3,701.03	28,505.75	71.26	11,494.25	0.00	11,494.25
01 2140 111 000 000	SALARIES TEACHERS/PROFESSIONAL STAFF	7,000.00	0.00	0.00	0.00	7,000.00	0.00	7,000.00
01 2140 211 000 000	GROUP INSURANCE TEACHERS/ADMINS	1,000.00	0.00	0.00	0.00	1,000.00	0.00	1,000.00

Account Number	Account Description	Revised Budget	During Month	Expenditures to Date	% of Budget	Balance at EOM	Encumbrances	Unencumbered Balance
01 2140 221 000 000	FICA TEACHERS/ADMIN	850.00	0.00	0.00	0.00	850.00	0.00	850.00
01 2140 231 000 000	RETIREMENT TEACHERS/ADMINS	850.00	0.00	0.00	0.00	850.00	0.00	850.00
01 2140 281 000 000	CASH IN LIEU TEACHERS/HSA	300.00	0.00	0.00	0.00	300.00	0.00	300.00
01 2140 591 001 000	ESU SERVICES-LMHP	15,000.00	1,500.00	12,000.00	80.00	3,000.00	0.00	3,000.00
01 2140 591 002 000	ESU SERVICES-LMHP Elem	15,000.00	1,500.00	12,000.00	80.00	3,000.00	0.00	3,000.00
2140	PSYCHOLOGICAL SERVICES	40,000.00	3,000.00	24,000.00	60.00	16,000.00	0.00	16,000.00
01 2151 320 001 000	Speech Therapy Services	0.00	435.00	3,788.25	0.00	(3,788.25)	0.00	(3,788.25)
01 2151 340 001 000	OTHER PROF. SERVICES	0.00	7,302.76	31,336.14	0.00	(31,336.14)	0.00	(31,336.14)
01 2151 340 002 000	OTHER PROF. SERVICES	55,000.00	3,780.00	49,006.25	89.10	5,993.75	0.00	5,993.75
2151	SPEECH PATH/AUDIOLOGY-SPED School Age	55,000.00	11,517.76	84,130.64	152.96	(29,130.64)	0.00	(29,130.64)
01 2161 320 001 000	PROFESSIONAL ED SERVICES	5,000.00	888.75	6,483.80	129.68	(1,483.80)	0.00	(1,483.80)
01 2161 320 002 000	PROFESSIONAL ED SERVICES	15,500.00	1,174.60	10,341.15	66.72	5,158.85	0.00	5,158.85
01 2161 569 001 000	TUITION-OTHER	2,500.00	0.00	0.00	0.00	2,500.00	0.00	2,500.00
01 2161 569 002 000	OT Sped School Age	2,500.00	0.00	0.00	0.00	2,500.00	0.00	2,500.00
2161	OCCUPATIONAL THERAPY-SPED SCHOOL AGE	25,500.00	2,063.35	16,824.95	65.98	8,675.05	0.00	8,675.05
01 2162 320 002 000	OT Services SPED 3-5	3,500.00	598.50	3,802.55	108.64	(302.55)	0.00	(302.55)
01 2162 569 002 000	OT Sped 3-5	3,000.00	0.00	0.00	0.00	3,000.00	0.00	3,000.00
2162	OCCUPATIONAL THERAPY-SPED 3-5	6,500.00	598.50	3,802.55	58.50	2,697.45	0.00	2,697.45
01 2163 320 002 000	OT Sped Services 0-2	5,000.00	326.90	4,981.80	99.64	18.20	0.00	18.20
2163	OCCUPATIONAL THERAPY-SPED 0-2	5,000.00	326.90	4,981.80	99.64	18.20	0.00	18.20
01 2171 320 001 000	PT Sped Services Sec.	4,000.00	342.00	2,544.00	63.60	1,456.00	0.00	1,456.00
01 2171 320 002 000	PT Sped Services Elem	15,000.00	858.00	7,581.75	50.55	7,418.25	0.00	7,418.25
01 2171 569 001 000	PT Sped School Age	500.00	0.00	0.00	0.00	500.00	0.00	500.00
01 2171 569 002 000	PT Sped School Age	500.00	0.00	0.00	0.00	500.00	0.00	500.00
2171	PHYSICAL THERAPY-SPED SCHOOL AGE	20,000.00	1,200.00	10,125.75	50.63	9,874.25	0.00	9,874.25
01 2172 320 002 000	PT Sped Services 3-5	2,500.00	171.00	1,401.00	56.04	1,099.00	0.00	1,099.00
01 2172 569 002 000	PT 3-4 Sped	2,500.00	0.00	0.00	0.00	2,500.00	0.00	2,500.00
2172	PHYSICAL THERAPY:SPED 3-5	5,000.00	171.00	1,401.00	28.02	3,599.00	0.00	3,599.00
01 2173 320 002 000	PT Sped Services 0-2	0.00	367.65	3,927.27	0.00	(3,927.27)	0.00	(3,927.27)
2173	PHYSICAL THERAPY:SPED 0-2	0.00	367.65	3,927.27	0.00	(3,927.27)	0.00	(3,927.27)
01 2190 110 001 000	Act Trans Sal Secon	20,000.00	984.80	14,835.37	74.18	5,164.63	0.00	5,164.63
01 2190 110 002 000	Act Trans Sal Elem	1,000.00	0.00	0.00	0.00	1,000.00	0.00	1,000.00
01 2190 210 001 000	GROUP INSURANCE-NON INSTRUCTIONAL	750.00	26.18	539.10	71.88	210.90	0.00	210.90
01 2190 220 001 000	FICA-NON INSTRUCTIONAL	1,500.00	74.76	1,116.89	74.46	383.11	0.00	383.11
01 2190 220 002 000	FICA-NON INSTRUCTIONAL	100.00	0.00	0.00	0.00	100.00	0.00	100.00
01 2190 230 001 000	RETIREMENT- NON INSTRUCTIONAL	1,000.00	13.28	745.70	74.57	254.30	0.00	254.30
01 2190 230 002 000	RETIREMENT- NON INSTRUCTIONAL	115.00	0.00	0.00	0.00	115.00	0.00	115.00
01 2190 340 001 000	Testing	1,500.00	482.00	3,387.00	225.80	(1,887.00)	0.00	(1,887.00)
01 2190 580 002 000	Meals/mileage	100.00	0.00	0.00	0.00	100.00	0.00	100.00
2190	ACT TRANS	26,065.00	1,581.02	20,624.06	79.13	5,440.94	0.00	5,440.94
01 2212 111 001 000	SALARIES TEACHERS STAFF. DEV	2,500.00	0.00	0.00	0.00	2,500.00	0.00	2,500.00
01 2212 111 002 000	SALARIES TEACHERS STAFF DEV. ELEM.	2,500.00	0.00	0.00	0.00	2,500.00	0.00	2,500.00
01 2212 123 001 000	Staff Development	300.00	0.00	0.00	0.00	300.00	0.00	300.00
01 2212 123 002 000	Staff Development	300.00	0.00	0.00	0.00	300.00	0.00	300.00
01 2212 211 001 000	HEALTH INSURANCE	200.00	0.00	0.00	0.00	200.00	0.00	200.00
01 2212 211 002 000	HEALTH INSURANCE	200.00	0.00	0.00	0.00	200.00	0.00	200.00
01 2212 221 001 000	Staff Dev Fica	500.00	0.00	0.00	0.00	500.00	0.00	500.00
01 2212 221 002 000	Staff Dev Fica	500.00	0.00	0.00	0.00	500.00	0.00	500.00
01 2212 231 001 000	RETIREMENT	250.00	0.00	0.00	0.00	250.00	0.00	250.00

Account Number	Account Description	Revised Budget	During Month	Expenditures to Date	% of Budget	Balance at EOM	Encumbrances	Unencumbered Balance
01 2212 231 002 000	Staff Dev Retire	250.00	0.00	0.00	0.00	250.00	0.00	250.00
01 2212 330 001 000	Purch Prof Ser Secon	1,500.00	160.00	1,060.00	70.67	440.00	0.00	440.00
01 2212 330 002 000	Purch Prof Ser Elem	5,000.00	160.00	520.00	10.40	4,480.00	0.00	4,480.00
01 2212 580 001 000	Travel Secon	1,500.00	0.00	3,019.98	201.33	(1,519.98)	0.00	(1,519.98)
01 2212 580 002 000	Travel Elem	1,500.00	0.00	0.00	0.00	1,500.00	0.00	1,500.00
01 2212 610 001 000	Supplies Secon	2,000.00	0.00	132.50	6.63	1,867.50	0.00	1,867.50
01 2212 610 002 000	Supplies Elem	2,000.00	0.00	132.50	6.63	1,867.50	0.00	1,867.50
01 2212 810 001 000	Dues And Fees Secon	2,000.00	0.00	240.00	12.00	1,760.00	0.00	1,760.00
01 2212 810 002 000	Dues And Fees Elem	2,000.00	0.00	0.00	0.00	2,000.00	0.00	2,000.00
2212 STAFF		25,000.00	320.00	5,104.98	20.42	19,895.02	0.00	19,895.02
01 2214 111 000 000	SALARIES TEACHERS/PROFESSIONAL STAFF	5,100.00	0.00	0.00	0.00	5,100.00	0.00	5,100.00
01 2214 221 000 000	FICA TEACHERS/ADMIN	650.00	0.00	0.00	0.00	650.00	0.00	650.00
01 2214 231 000 000	RETIREMENT TEACHERS/ADMINS	650.00	0.00	0.00	0.00	650.00	0.00	650.00
01 2214 580 001 000	TRAVEL	150.00	0.00	0.00	0.00	150.00	0.00	150.00
01 2214 580 002 000	TRAVEL	150.00	0.00	0.00	0.00	150.00	0.00	150.00
01 2214 610 001 000	GENERAL SUPPLIES	375.00	0.00	0.00	0.00	375.00	0.00	375.00
01 2214 610 002 000	GENERAL SUPPLIES	375.00	0.00	0.00	0.00	375.00	0.00	375.00
01 2214 810 001 000	DUES AND FEES	1,425.00	0.00	0.00	0.00	1,425.00	0.00	1,425.00
01 2214 810 002 000	DUES AND FEES	1,425.00	0.00	0.00	0.00	1,425.00	0.00	1,425.00
2214 IMPLEMENTATION OF STANDARDS		10,300.00	0.00	0.00	0.00	10,300.00	0.00	10,300.00
01 2220 111 001 000	SALARIES TEACHERS LIBRARIAN SECOND.	24,187.50	2,906.25	26,231.25	108.45	(2,043.75)	0.00	(2,043.75)
01 2220 111 002 000	SALARIES TEACHERS LIBRARIAN ELEM.	24,187.50	2,906.25	26,231.25	108.45	(2,043.75)	0.00	(2,043.75)
01 2220 211 001 000	Health Ins Secon	14,000.00	859.68	7,737.57	55.27	6,262.43	0.00	6,262.43
01 2220 211 002 000	Health Ins Elem	14,000.00	859.68	7,737.57	55.27	6,262.43	0.00	6,262.43
01 2220 221 001 000	Fica Secon	2,000.00	220.50	1,990.22	99.51	9.78	0.00	9.78
01 2220 221 002 000	Fica Elem	2,000.00	220.50	1,990.22	99.51	9.78	0.00	9.78
01 2220 231 001 000	Retire Secon	2,500.00	287.07	2,591.04	103.64	(91.04)	0.00	(91.04)
01 2220 231 002 000	Retire Elem	2,500.00	287.07	2,591.04	103.64	(91.04)	0.00	(91.04)
01 2220 320 001 000	Purchased Ser Secon	500.00	0.00	40.00	8.00	460.00	0.00	460.00
01 2220 320 002 000	Purchased Ser Elem	500.00	0.00	0.00	0.00	500.00	0.00	500.00
01 2220 431 001 000	Repair Secon	150.00	0.00	0.00	0.00	150.00	0.00	150.00
01 2220 431 002 000	Repair Elem	350.00	0.00	0.00	0.00	350.00	0.00	350.00
01 2220 610 001 000	Supplies Secon	500.00	0.00	136.64	27.33	363.36	0.00	363.36
01 2220 610 002 000	Supplies Elem	600.00	0.00	465.73	77.62	134.27	0.00	134.27
01 2220 640 001 000	Library Books Secon	4,500.00	0.00	2,146.40	47.70	2,353.60	0.00	2,353.60
01 2220 640 002 000	Library Books Elem	2,250.00	132.03	1,780.07	79.11	469.93	0.00	469.93
01 2220 641 000 000	EBOOKS	500.00	0.00	0.00	0.00	500.00	0.00	500.00
01 2220 641 001 000	Digital Mat./EBOOKS	250.00	0.00	0.00	0.00	250.00	0.00	250.00
01 2220 641 002 000	Digital Mat./EBOOKS	250.00	0.00	0.00	0.00	250.00	0.00	250.00
01 2220 643 001 000	WEB/CLOUD BASED SOFTWARE	0.00	0.00	0.00	0.00	0.00	0.00	0.00
01 2220 733 001 000	Equipment Secon	600.00	0.00	0.00	0.00	600.00	0.00	600.00
01 2220 733 002 000	Equipment Elem	600.00	0.00	0.00	0.00	600.00	0.00	600.00
01 2220 735 001 000	Computer Software	3,800.00	0.00	592.50	15.59	3,207.50	0.00	3,207.50
01 2220 735 002 000	Elem Software	2,500.00	0.00	592.50	23.70	1,907.50	0.00	1,907.50
01 2220 890 001 000	Other Mis Exp Secon	40.00	0.00	0.00	0.00	40.00	0.00	40.00
01 2220 890 002 000	Other Misc Exp Elem	100.00	0.00	0.00	0.00	100.00	0.00	100.00
2220 LIBRARY/MEDIA SERVICES		103,365.00	8,679.03	82,854.00	80.16	20,511.00	0.00	20,511.00
01 2310 340 000 000	SERVICES	750.00	3,797.00	6,339.55	845.27	(5,589.55)	0.00	(5,589.55)
01 2310 520 000 000	INSURANCE(Property, Liability)	15,500.00	0.00	0.00	0.00	15,500.00	0.00	15,500.00
01 2310 540 000 000	Advertising & Print	7,500.00	0.00	5,083.19	67.78	2,416.81	0.00	2,416.81
01 2310 580 000 000	Board Travel	2,000.00	0.00	0.00	0.00	2,000.00	0.00	2,000.00

Expenditure Report by Op. Unit/Function

Account Number	Account Description	Revised Budget	During Month	Expenditures to Date	% of Budget	Balance at EOM	Encumbrances	Unencumbered Balance
01 2310 610 000 000	Supplies	3,500.00	0.00	1,470.20	42.01	2,029.80	0.00	2,029.80
01 2310 735 000 000	Software (E-Meetings)	3,000.00	0.00	2,600.00	86.67	400.00	0.00	400.00
01 2310 810 000 000	Dues And Fees	12,500.00	0.00	7,061.34	56.49	5,438.66	0.00	5,438.66
01 2310 890 000 000	Other Misc Exp	2,000.00	0.00	2,758.55	137.93	(758.55)	0.00	(758.55)
2310 BOARD OF EDUCATION		46,750.00	3,797.00	25,312.83	54.15	21,437.17	0.00	21,437.17
01 2320 105 000 000	SUPERINTENDENT SALARY	150,380.00	12,603.70	113,433.30	75.43	36,946.70	0.00	36,946.70
01 2320 110 000 000	Clerical	23,000.00	1,844.15	17,291.28	75.18	5,708.72	0.00	5,708.72
01 2320 130 000 000	OT-NON INSTRUCTIONAL	700.00	54.00	521.34	74.48	178.66	0.00	178.66
01 2320 210 000 000	GROUP INSURANCE-NON INSTRUCTIONAL	7,500.00	527.86	4,802.16	64.03	2,697.84	0.00	2,697.84
01 2320 215 000 000	Health Ins	30,000.00	2,402.05	21,618.45	72.06	8,381.55	0.00	8,381.55
01 2320 220 000 000	FICA-NON INSTRUCTIONAL	2,000.00	140.55	1,322.72	66.14	677.28	0.00	677.28
01 2320 225 000 000	Fica	12,000.00	954.62	8,591.58	71.60	3,408.42	0.00	3,408.42
01 2320 230 000 000	RETIREMENT- NON INSTRUCTIONAL	2,500.00	187.49	1,759.49	70.38	740.51	0.00	740.51
01 2320 235 000 000	RETIREMENT SUPT.	15,000.00	1,241.13	11,170.17	74.47	3,829.83	0.00	3,829.83
01 2320 280 000 000	NON INSTRUCTIONAL HSA	1,500.00	96.08	874.18	58.28	625.82	0.00	625.82
01 2320 580 000 000	Travel	2,500.00	0.00	196.00	7.84	2,304.00	0.00	2,304.00
01 2320 610 000 000	Supplies	500.00	0.00	0.00	0.00	500.00	0.00	500.00
01 2320 735 000 000	Software-North Star	2,000.00	0.00	1,800.00	90.00	200.00	0.00	200.00
01 2320 810 000 000	Dues And Fees	1,667.00	0.00	545.00	32.69	1,122.00	0.00	1,122.00
01 2320 890 000 000	Other Misc Exp	1,000.00	0.00	0.00	0.00	1,000.00	0.00	1,000.00
2320 EXECUTIVE ADMINISTRATION-SUPT		252,247.00	20,051.63	183,925.67	72.91	68,321.33	0.00	68,321.33
01 2330 317 000 000	LEGAL SERVICES	25,000.00	0.00	1,168.50	4.67	23,831.50	0.00	23,831.50
2330 DISTRICT LEGAL SERVICES		25,000.00	0.00	1,168.50	4.67	23,831.50	0.00	23,831.50
01 2410 110 001 000	Clerical Sal Secon	56,500.00	4,876.60	44,444.47	78.66	12,055.53	0.00	12,055.53
01 2410 110 002 000	Clerical Sal Elem	52,000.00	4,505.37	36,748.03	70.67	15,251.97	0.00	15,251.97
01 2410 111 001 000	Princ Sal Secon	100,000.00	8,333.33	74,999.97	75.00	25,000.03	0.00	25,000.03
01 2410 111 002 000	Prin Sal Elem	113,500.00	9,167.83	82,510.47	72.70	30,989.53	0.00	30,989.53
01 2410 120 001 000	SUBSTITUTE OR TEMPORARY SALARIES	1,000.00	0.00	828.36	82.84	171.64	0.00	171.64
01 2410 122 001 000	STUDENT AIDE	5,000.00	0.00	0.00	0.00	5,000.00	0.00	5,000.00
01 2410 130 001 000	OT-NON INSTRUCTIONAL	2,000.00	125.99	1,514.57	75.73	485.43	0.00	485.43
01 2410 130 002 000	OT-NON INSTRUCTIONAL	2,000.00	293.04	1,440.08	72.00	559.92	0.00	559.92
01 2410 151 001 000	ADDITIONAL COMP. TEACHERS/PROF. STAFF	24,047.00	478.13	4,303.17	17.89	19,743.83	0.00	19,743.83
01 2410 151 002 000	ADDITIONAL COMP. TEACHERS/PROF. STAFF	0.00	0.00	0.00	0.00	0.00	0.00	0.00
01 2410 210 001 000	GROUP INSURANCE-NON INSTRUCTIONAL	0.00	1,314.25	11,812.63	0.00	(11,812.63)	0.00	(11,812.63)
01 2410 210 002 000	GROUP INSURANCE-NON INSTRUCTIONAL	28,047.00	1,980.68	17,826.12	63.56	10,220.88	0.00	10,220.88
01 2410 211 001 000	Health Ins Secon	28,047.00	65.70	591.30	2.11	27,455.70	0.00	27,455.70
01 2410 211 002 000	Health Ins Elem	200.00	10.00	90.00	45.00	110.00	0.00	110.00
01 2410 220 001 000	FICA-NON INSTRUCTIONAL	4,500.00	371.15	3,480.70	77.35	1,019.30	0.00	1,019.30
01 2410 220 002 000	FICA-NON INSTRUCTIONAL	4,000.00	344.72	2,720.11	68.00	1,279.89	0.00	1,279.89
01 2410 221 001 000	Fica Secon	8,100.00	674.08	6,066.72	74.90	2,033.28	0.00	2,033.28
01 2410 221 002 000	Fica Elem	10,750.00	871.53	7,843.77	72.97	2,906.23	0.00	2,906.23
01 2410 230 001 000	RETIREMENT- NON INSTRUCTIONAL	6,000.00	494.15	4,539.65	75.66	1,460.35	0.00	1,460.35
01 2410 230 002 000	RETIREMENT- NON INSTRUCTIONAL	5,500.00	473.98	3,772.14	68.58	1,727.86	0.00	1,727.86
01 2410 231 001 000	RETIREMENT ADMINS SEC.	10,500.00	870.38	7,833.42	74.60	2,666.58	0.00	2,666.58
01 2410 231 002 000	RETIREMENT ADMIN ELEM.	11,000.00	905.58	8,150.22	74.09	2,849.78	0.00	2,849.78
01 2410 280 001 000	NON INSTRUCTIONAL HSA	3,500.00	239.16	2,149.56	61.42	1,350.44	0.00	1,350.44
01 2410 280 002 000	NON INSTRUCTIONAL HSA	5,000.00	360.55	3,244.95	64.90	1,755.05	0.00	1,755.05
01 2410 281 002 000	CASH IN LIEU/HSA	28,047.00	2,403.87	21,634.83	77.14	6,412.17	0.00	6,412.17

Expenditure Report by Op. Unit/Function

Account Number	Account Description	Revised Budget	During Month	Expenditures to Date	% of Budget	Balance at EOM	Encumbrances	Unencumbered Balance
01 2410 580 001 000	Travel Secon	500.00	0.00	0.00	0.00	500.00	0.00	500.00
01 2410 580 002 000	Travel Elem	500.00	0.00	0.00	0.00	500.00	0.00	500.00
01 2410 610 001 000	Supplies Secon	1,150.00	0.00	0.00	0.00	1,150.00	0.00	1,150.00
01 2410 610 002 000	Supplies Elem	1,000.00	0.00	0.00	0.00	1,000.00	0.00	1,000.00
01 2410 733 001 000	Equipment Secon	50.00	0.00	0.00	0.00	50.00	0.00	50.00
01 2410 733 002 000	Equipment Elem	50.00	0.00	0.00	0.00	50.00	0.00	50.00
01 2410 810 001 000	Dues And Fees Secon	500.00	40.00	119.99	24.00	380.01	0.00	380.01
01 2410 810 002 000	Dues And Fees Elem	500.00	0.00	60.00	12.00	440.00	0.00	440.00
01 2410 890 001 000	Other Misc Exp Secon	500.00	0.00	0.00	0.00	500.00	0.00	500.00
01 2410 890 002 000	Other Misc Exp Elem	500.00	0.00	0.00	0.00	500.00	0.00	500.00
2410 OFFICE OF THE PRINCIPAL		514,488.00	39,200.07	348,725.23	67.78	165,762.77	0.00	165,762.77
01 2510 110 000 000	Clerical Salary	81,150.00	6,854.54	60,839.24	74.97	20,310.76	0.00	20,310.76
01 2510 130 000 000	OT-NON INSTRUCTIONAL	500.00	117.52	599.62	119.92	(99.62)	0.00	(99.62)
01 2510 150 000 000	ADDITIONAL COMP. NON INSTRUCTIONAL STAFF	11,000.00	848.31	7,634.79	69.41	3,365.21	0.00	3,365.21
01 2510 210 000 000	Health Ins	4,500.00	495.44	4,206.36	93.47	293.64	0.00	293.64
01 2510 220 000 000	Fica	6,750.00	570.39	5,037.38	74.63	1,712.62	0.00	1,712.62
01 2510 230 000 000	Retirement	8,100.00	688.69	6,068.78	74.92	2,031.22	0.00	2,031.22
01 2510 280 000 000	CASH IN LIEU/HSA	0.00	0.00	0.00	0.00	0.00	0.00	0.00
01 2510 293 000 000	Workman's Comp	40,000.00	0.00	0.00	0.00	40,000.00	0.00	40,000.00
01 2510 315 000 000	ACCOUNTING & AUDITING SERVICES	13,000.00	0.00	13,492.00	103.78	(492.00)	0.00	(492.00)
01 2510 382 001 000	Telephone Secon	6,000.00	208.78	3,076.19	51.27	2,923.81	0.00	2,923.81
01 2510 382 002 000	Telephone Elem	6,000.00	208.77	3,076.02	51.27	2,923.98	0.00	2,923.98
01 2510 431 000 000	Repair Maint Service	1,000.00	0.00	0.00	0.00	1,000.00	0.00	1,000.00
01 2510 443 000 000	Rental And Leases	2,000.00	0.00	1,840.00	92.00	160.00	0.00	160.00
01 2510 520 000 000	INSURANCE-WORKMAN'S COMP	0.00	0.00	0.00	0.00	0.00	0.00	0.00
01 2510 531 000 000	POSTAGE	6,000.00	9.12	506.20	8.44	5,493.80	0.00	5,493.80
01 2510 580 000 000	Travel	550.00	0.00	0.00	0.00	550.00	0.00	550.00
01 2510 610 000 000	Supplies	2,000.00	0.00	320.89	16.04	1,679.11	0.00	1,679.11
01 2510 733 000 000	Equipment	1,000.00	0.00	0.00	0.00	1,000.00	0.00	1,000.00
01 2510 734 000 000	Computer Hardware	1,000.00	0.00	0.00	0.00	1,000.00	0.00	1,000.00
01 2510 735 000 000	Computer Software	11,000.00	0.00	0.00	0.00	11,000.00	0.00	11,000.00
01 2510 810 000 000	REGISTRATION	250.00	0.00	40.00	16.00	210.00	0.00	210.00
01 2510 890 000 000	Other Misc Exp	250.00	0.00	0.00	0.00	250.00	0.00	250.00
2510 CLERICAL		202,050.00	10,001.56	106,737.47	52.83	95,312.53	0.00	95,312.53
01 2580 112 000 000	Tech Support Aides	6,000.00	0.00	1,038.88	17.31	4,961.12	0.00	4,961.12
01 2580 114 000 000	Tech Support Salary	80,000.00	6,250.00	60,937.20	76.17	19,062.80	0.00	19,062.80
01 2580 214 000 000	Tech Support Health Ins	1,000.00	38.13	339.41	33.94	660.59	0.00	660.59
01 2580 224 000 000	Tech Support Fica	6,500.00	477.46	4,655.61	71.62	1,844.39	0.00	1,844.39
01 2580 234 000 000	RETIREMENT-TECH	8,000.00	617.37	6,019.25	75.24	1,980.75	0.00	1,980.75
01 2580 432 000 000	TECH REPAIRS/MAINT.	2,500.00	0.00	0.00	0.00	2,500.00	0.00	2,500.00
01 2580 432 001 000	TECH REPAIRS & MAINTENANCE	1,000.00	0.00	1,150.00	115.00	(150.00)	0.00	(150.00)
01 2580 432 002 000	TECH REPAIRS & MAINTENANCE	1,000.00	0.00	1,150.00	115.00	(150.00)	0.00	(150.00)
01 2580 580 000 000	Tech Support Travel	500.00	0.00	0.00	0.00	500.00	0.00	500.00
01 2580 650 001 000	Computer Supplies	5,000.00	639.79	1,817.64	36.35	3,182.36	0.00	3,182.36
01 2580 650 002 000	Computer Supplies	5,000.00	64.79	769.40	15.39	4,230.60	0.00	4,230.60
01 2580 735 001 000	TECHNOLOGY SOFTWARE	10,000.00	0.00	0.00	0.00	10,000.00	0.00	10,000.00
01 2580 810 000 000	REGISTRATION	500.00	0.00	40.00	8.00	460.00	0.00	460.00
2580 Administrative Tech Services		127,000.00	8,087.54	77,917.39	61.35	49,082.61	0.00	49,082.61
01 2610 110 001 000	Cust Sal Secon	104,000.00	7,756.01	74,457.16	71.59	29,542.84	0.00	29,542.84
01 2610 110 002 000	Cust Sal Elem	78,000.00	6,011.25	60,092.44	77.04	17,907.56	0.00	17,907.56
01 2610 123 001 000	Sub/Summer Sal Secon	20,500.00	284.40	2,814.34	13.73	17,685.66	0.00	17,685.66
01 2610 123 002 000	Sub/Summer Sal Elem	19,500.00	0.00	1,196.84	6.14	18,303.16	0.00	18,303.16
01 2610 130 001 000	OT-NON INSTRUCTIONAL	1,500.00	0.00	28.13	1.88	1,471.87	0.00	1,471.87

Expenditure Report by Op. Unit/Function

Account Number	Account Description	Revised Budget	During Month	Expenditures to Date	% of Budget	Balance at EOM	Encumbrances	Unencumbered Balance
01 2610 130 002 000	OT-NON INSTRUCTIONAL	1,500.00	173.40	2,040.63	136.04	(540.63)	0.00	(540.63)
01 2610 210 001 000	Health Ins Secon	47,500.00	2,041.08	19,110.93	40.23	28,389.07	0.00	28,389.07
01 2610 210 002 000	Health Ins Elem	32,000.00	2,100.21	20,518.29	64.12	11,481.71	0.00	11,481.71
01 2610 220 001 000	Fica Secon	9,750.00	589.51	5,620.61	57.65	4,129.39	0.00	4,129.39
01 2610 220 002 000	Fica Elem	5,700.00	445.00	4,404.53	77.27	1,295.47	0.00	1,295.47
01 2610 223 001 000	FICA-SUB SUBS	1,500.00	0.00	40.04	2.67	1,459.96	0.00	1,459.96
01 2610 223 002 000	FICA-SUB SUBS	1,250.00	0.00	40.03	3.20	1,209.97	0.00	1,209.97
01 2610 230 001 000	Retirement Secon	12,500.00	766.12	7,357.48	58.86	5,142.52	0.00	5,142.52
01 2610 230 002 000	Retirement Elem	7,500.00	590.37	5,974.73	79.66	1,525.27	0.00	1,525.27
01 2610 233 001 000	RETIREMENT-SUBS	50.00	0.00	0.00	0.00	50.00	0.00	50.00
01 2610 280 002 000	CASH IN LIEU NON INSTR/HSA	5,000.00	268.50	2,499.07	49.98	2,500.93	0.00	2,500.93
01 2610 410 001 000	Water Sewer Secon	4,000.00	369.75	3,320.15	83.00	679.85	0.00	679.85
01 2610 410 002 000	Water Sewer Elem	4,000.00	369.75	3,320.06	83.00	679.94	0.00	679.94
01 2610 520 001 000	INSURANCE(Property, Liability)	30,000.00	0.00	0.00	0.00	30,000.00	0.00	30,000.00
01 2610 520 002 000	INSURANCE(Property, Liability)	30,000.00	0.00	0.00	0.00	30,000.00	0.00	30,000.00
01 2610 610 001 000	Supplies Secon	17,500.00	851.59	10,109.41	57.77	7,390.59	0.00	7,390.59
01 2610 610 002 000	Supplies Elem	17,500.00	292.31	9,557.07	54.61	7,942.93	0.00	7,942.93
01 2610 621 001 000	Fuel Secon	55,000.00	0.00	37,378.44	67.96	17,621.56	0.00	17,621.56
01 2610 621 002 000	Fuel Elem	55,000.00	375.02	37,488.57	68.16	17,511.43	0.00	17,511.43
2610 CUSTODIAL		560,750.00	23,284.27	307,368.95	54.81	253,381.05	0.00	253,381.05
01 2620 110 000 000	Maintenance Sal	52,250.00	3,032.02	29,037.18	55.57	23,212.82	0.00	23,212.82
01 2620 210 000 000	Health Ins	5,500.00	2.40	21.60	0.39	5,478.40	0.00	5,478.40
01 2620 220 000 000	Fica	4,000.00	231.69	2,219.00	55.48	1,781.00	0.00	1,781.00
01 2620 230 000 000	Retirement	6,000.00	299.50	2,868.26	47.80	3,131.74	0.00	3,131.74
01 2620 420 001 000	CLEANING SERVICES/TRASH	6,500.00	490.50	4,414.50	67.92	2,085.50	0.00	2,085.50
01 2620 420 002 000	CLEANING SERVICES/TRASH	6,500.00	490.50	4,414.50	67.92	2,085.50	0.00	2,085.50
01 2620 431 001 000	Con/ser Repair Secon	45,000.00	0.00	18,103.60	40.23	26,896.40	0.00	26,896.40
01 2620 431 002 000	Cont/ser Repair Elem	55,000.00	0.00	4,533.25	8.24	50,466.75	0.00	50,466.75
01 2620 490 001 000	Other Purchased Property Services	0.00	0.00	166.50	0.00	(166.50)	0.00	(166.50)
01 2620 490 002 000	Other Purchased Property Services	0.00	0.00	166.50	0.00	(166.50)	0.00	(166.50)
01 2620 520 001 000	PROPERTY INS.	0.00	0.00	0.00	0.00	0.00	0.00	0.00
01 2620 520 002 000	PROPERTY INS.	0.00	0.00	0.00	0.00	0.00	0.00	0.00
01 2620 610 001 000	GENERAL SUPPLIES	20,000.00	531.80	10,801.20	54.01	9,198.80	0.00	9,198.80
01 2620 610 002 000	GENERAL SUPPLIES	20,000.00	337.85	4,775.91	23.88	15,224.09	0.00	15,224.09
01 2620 720 001 000	BUILDINGS IMPROVEMENT	0.00	0.00	0.00	0.00	0.00	0.00	0.00
01 2620 720 002 000	BUILDINGS IMPROVEMENT	0.00	0.00	0.00	0.00	0.00	0.00	0.00
01 2620 733 001 000	Equipment Secon	2,000.00	0.00	0.00	0.00	2,000.00	0.00	2,000.00
01 2620 733 002 000	Equipment Elem	2,000.00	0.00	0.00	0.00	2,000.00	0.00	2,000.00
01 2620 890 001 000	Other Exp Secon	200.00	0.00	36.00	18.00	164.00	0.00	164.00
01 2620 890 002 000	Other Exp Elem	200.00	0.00	36.00	18.00	164.00	0.00	164.00
2620 MAINTENANCE		225,150.00	5,416.26	81,594.00	36.24	143,556.00	0.00	143,556.00
01 2710 110 000 000	Transp Salaries	155,000.00	13,966.02	120,624.82	77.82	34,375.18	0.00	34,375.18
01 2710 123 000 000	SUB SALARIES	10,000.00	1,714.80	11,832.12	118.32	(1,832.12)	0.00	(1,832.12)
01 2710 210 000 000	Health Ins	8,000.00	635.71	5,580.71	69.76	2,419.29	0.00	2,419.29
01 2710 220 000 000	Fica	12,750.00	1,060.67	9,149.45	71.76	3,600.55	0.00	3,600.55
01 2710 223 000 000	FICA-SUB SUBS	1,550.00	131.09	904.53	58.36	645.47	0.00	645.47
01 2710 230 000 000	Retirement	10,000.00	967.45	7,523.59	75.24	2,476.41	0.00	2,476.41
01 2710 233 000 000	RETIREMENT-SUBS	200.00	112.92	756.58	378.29	(556.58)	0.00	(556.58)
01 2710 330 000 000	TESTING	2,000.00	0.00	1,110.00	55.50	890.00	0.00	890.00
01 2710 334 000 000	MILEAGE PAID-CONTRACTED	500.00	0.00	0.00	0.00	500.00	0.00	500.00
01 2710 340 000 000	Purch Ser(physicals)	2,500.00	0.00	1,169.00	46.76	1,331.00	0.00	1,331.00
01 2710 431 000 000	REPAIRS & MAINT.	25,000.00	0.00	0.00	0.00	25,000.00	0.00	25,000.00
01 2710 442 000 000	LEASE VEHICLES	6,000.00	0.00	0.00	0.00	6,000.00	0.00	6,000.00
01 2710 520 000 000	INSURANCE(Property, Liability)	20,000.00	0.00	0.00	0.00	20,000.00	0.00	20,000.00

Expenditure Report by Op. Unit/Function

Account Number	Account Description	Revised Budget	During Month	Expenditures to Date	% of Budget	Balance at EOM	Encumbrances	Unencumbered Balance
01 2710 610 000 000	Tires And Parts	18,000.00	302.25	6,033.73	33.52	11,966.27	0.00	11,966.27
01 2710 626 000 000	Gas And Oil	54,000.00	3,372.55	34,902.74	64.63	19,097.26	0.00	19,097.26
01 2710 733 000 000	Equipment	1,000.00	0.00	5,260.00	526.00	(4,260.00)	0.00	(4,260.00)
01 2710 890 000 000	Other Exp	1,000.00	0.00	542.64	54.26	457.36	0.00	457.36
2710	Vehicle Operation-Reg. Ed	327,500.00	22,263.46	205,389.91	62.71	122,110.09	0.00	122,110.09
01 2712 110 001 000	NON-INSTRUCTIONAL	20,000.00	1,771.96	15,773.16	78.87	4,226.84	0.00	4,226.84
01 2712 110 002 000	SPED Transp Salary	5,000.00	57.16	1,203.20	24.06	3,796.80	0.00	3,796.80
01 2712 210 001 000	GROUP INSURANCE-NON INSTRUCTIONAL	4,000.00	345.18	2,407.28	60.18	1,592.72	0.00	1,592.72
01 2712 210 002 000	SPED Transp Health	0.00	0.10	2.83	0.00	(2.83)	0.00	(2.83)
01 2712 220 001 000	FICA-NON INSTRUCTIONAL	1,500.00	128.21	1,155.38	77.03	344.62	0.00	344.62
01 2712 220 002 000	SPED Transp FICA	0.00	4.37	92.04	0.00	(92.04)	0.00	(92.04)
01 2712 230 001 000	RETIREMENT- NON INSTRUCTIONAL	2,000.00	175.03	1,106.66	55.33	893.34	0.00	893.34
01 2712 230 002 000	SPED Transp Retire	1,000.00	5.65	118.78	11.88	881.22	0.00	881.22
01 2712 332 001 000	Mileage/parent Seco	3,000.00	0.00	2,090.40	69.68	909.60	0.00	909.60
01 2712 332 002 000	Mileage/parents Elem	3,000.00	0.00	0.00	0.00	3,000.00	0.00	3,000.00
01 2712 333 001 000	Mileage paid to staff	0.00	0.00	85.76	0.00	(85.76)	0.00	(85.76)
01 2712 519 001 000	Contracted Transpor	50,000.00	2,400.00	18,960.00	37.92	31,040.00	0.00	31,040.00
01 2712 519 002 000	Contracted Elem	2,000.00	0.00	0.00	0.00	2,000.00	0.00	2,000.00
01 2712 520 000 000	INSURANCE(Property, Liability)	0.00	0.00	0.00	0.00	0.00	0.00	0.00
01 2712 626 001 000	Gas & Oil	500.00	0.00	0.00	0.00	500.00	0.00	500.00
2712	Vehicle Operation-School Age SPED	92,000.00	4,887.66	42,995.49	46.73	49,004.51	0.00	49,004.51
01 2730 431 000 000	REPAIRS & MAINT.	0.00	6,380.72	23,896.94	0.00	(23,896.94)	0.00	(23,896.94)
2730	Vehicle Service/Maint. Reg Ed.	0.00	6,380.72	23,896.94	0.00	(23,896.94)	0.00	(23,896.94)
01 3535 111 000 000	SALARIES TEACHERS/PROFESSIONAL STAFF	4,000.00	255.45	2,299.05	57.48	1,700.95	0.00	1,700.95
01 3535 211 000 000	High Ability Health	1,600.00	120.52	1,084.68	67.79	515.32	0.00	515.32
01 3535 221 000 000	High Ability Fica	300.00	19.00	171.00	57.00	129.00	0.00	129.00
01 3535 231 000 000	High Ability Retirement	500.00	25.23	227.07	45.41	272.93	0.00	272.93
01 3535 580 000 000	High Abilt Learn Mileage	100.00	0.00	0.00	0.00	100.00	0.00	100.00
01 3535 591 000 000	ESU SERVICES	1,500.00	0.00	0.00	0.00	1,500.00	0.00	1,500.00
01 3535 610 000 000	High Abilt Learn Supplies	5,000.00	1,186.91	9,946.41	198.93	(4,946.41)	0.00	(4,946.41)
01 3535 733 000 000	High Abilt Learn Equip	5,000.00	0.00	0.00	0.00	5,000.00	0.00	5,000.00
01 3535 735 000 000	HIGH ABIL SOFTWARE	250.00	0.00	0.00	0.00	250.00	0.00	250.00
01 3535 810 000 000	High Abilt Learn Registration	4,000.00	0.00	3,533.80	88.35	466.20	0.00	466.20
3535	HIGH ABILITY LEARNERS	22,250.00	1,607.11	17,262.01	77.58	4,987.99	0.00	4,987.99
01 3551 610 001 000	CTE GENERAL SUPPLIES	0.00	0.00	4,997.78	0.00	(4,997.78)	0.00	(4,997.78)
3551	Career Education CTE	0.00	0.00	4,997.78	0.00	(4,997.78)	0.00	(4,997.78)
01 6200 111 000 000	REGULAR SALARIES	69,750.00	4,882.50	43,942.50	63.00	25,807.50	0.00	25,807.50
01 6200 211 000 000	HEALTH INSURANCE	25,000.00	1,539.15	13,816.53	55.27	11,183.47	0.00	11,183.47
01 6200 221 000 000	FICA	5,600.00	350.61	3,156.02	56.36	2,443.98	0.00	2,443.98
01 6200 231 000 000	RETIREMENT	7,200.00	482.28	4,340.53	60.29	2,859.47	0.00	2,859.47
01 6200 281 000 000	TEACHERS/PRINCIPALS HSA	3,750.00	279.61	2,509.98	66.93	1,240.02	0.00	1,240.02
01 6200 580 000 000	Travel	250.00	0.00	0.00	0.00	250.00	0.00	250.00
01 6200 591 000 000	ESU SERVICES	0.00	0.00	1,414.00	0.00	(1,414.00)	0.00	(1,414.00)
01 6200 610 000 000	Supplies/Materials	120.00	0.00	0.00	0.00	120.00	0.00	120.00
6200	TITLE 1 PART A	111,670.00	7,534.15	69,179.56	61.95	42,490.44	0.00	42,490.44
01 6310 111 000 000	TEACHERS SALARIES	34,500.00	797.50	7,240.00	20.99	27,260.00	0.00	27,260.00
01 6310 211 000 000	TITLE IIA Health	12,000.00	436.63	3,799.40	31.66	8,200.60	0.00	8,200.60
01 6310 221 000 000	TITLE IIA Fica	2,500.00	59.92	540.34	21.61	1,959.66	0.00	1,959.66
01 6310 231 000 000	TITLE IIA Retirement	3,500.00	78.78	715.18	20.43	2,784.82	0.00	2,784.82
01 6310 281 000 000	TEACHERS/PRINCIPALS HSA	2,000.00	79.32	690.22	34.51	1,309.78	0.00	1,309.78

Expenditure Report by Op. Unit/Function

Account Number	Account Description	Revised Budget	During Month	Expenditures to Date	% of Budget	Balance at EOM	Encumbrances	Unencumbered Balance
6310	TITLE IIA	54,500.00	1,452.15	12,985.14	23.83	41,514.86	0.00	41,514.86
01 6403 591 000 000	IDEA Vocational/Vision	0.00	0.00	0.00	0.00	0.00	0.00	0.00
6403	IDEA PART B-SCHOOL AGE	0.00	0.00	0.00	0.00	0.00	0.00	0.00
01 6406 111 000 000	BASE 3-4 SPED INSTR	3,500.00	0.00	0.00	0.00	3,500.00	0.00	3,500.00
01 6406 211 000 000	BASE 3-4 SPED HEALTH	1,051.00	0.00	0.00	0.00	1,051.00	0.00	1,051.00
01 6406 221 000 000	BASE 3-4 SPED FICA	188.00	0.00	0.00	0.00	188.00	0.00	188.00
01 6406 231 000 000	BASE 3-4 SPED RETIR	244.00	0.00	0.00	0.00	244.00	0.00	244.00
01 6406 320 000 000	PROFESSIONAL ED SERVICES	2,529.00	0.00	0.00	0.00	2,529.00	0.00	2,529.00
6406	IDEA PRESCHOOL: 3-4	7,512.00	0.00	0.00	0.00	7,512.00	0.00	7,512.00
01 6408 591 002 000	SPED IDEA PRE-K	111,769.00	0.00	0.00	0.00	111,769.00	0.00	111,769.00
6408	IDEA Part B (611) Base & EP 0-21	111,769.00	0.00	0.00	0.00	111,769.00	0.00	111,769.00
01 6700 111 000 000	Vocational Wages	2,400.00	0.00	0.00	0.00	2,400.00	0.00	2,400.00
01 6700 211 000 000	Vocational Health	303.00	0.00	0.00	0.00	303.00	0.00	303.00
01 6700 221 000 000	Vocational FICA	183.00	0.00	0.00	0.00	183.00	0.00	183.00
01 6700 231 000 000	Vocational Retire	238.00	0.00	0.00	0.00	238.00	0.00	238.00
6700	VOCATIONAL	3,124.00	0.00	0.00	0.00	3,124.00	0.00	3,124.00
01 6992 111 000 000	REAP Salary	32,000.00	0.00	2,472.50	7.73	29,527.50	0.00	29,527.50
01 6992 211 000 000	REAP Health	11,500.00	0.00	905.23	7.87	10,594.77	0.00	10,594.77
01 6992 221 000 000	REAP Fica	2,500.00	0.00	175.29	7.01	2,324.71	0.00	2,324.71
01 6992 231 000 000	REAP Retirement	3,500.00	0.00	244.23	6.98	3,255.77	0.00	3,255.77
01 6992 281 000 000	TEACHERS/PRINCIPALS HSA	1,500.00	0.00	164.45	10.96	1,335.55	0.00	1,335.55
6992	REAP	51,000.00	0.00	3,961.70	7.77	47,038.30	0.00	47,038.30
01 6998 643 001 000	WEB/CLOUD BASED SOFTWARE	25,000.00	0.00	0.00	0.00	25,000.00	0.00	25,000.00
6998	ESSER III	25,000.00	0.00	0.00	0.00	25,000.00	0.00	25,000.00
01 8000 912 000 000	Lunch Fund	50,000.00	7,519.10	44,519.10	89.04	5,480.90	0.00	5,480.90
01 8000 913 001 000	Activity Transfer	30,000.00	0.00	0.00	0.00	30,000.00	0.00	30,000.00
8000	TRANSFERS (OUTGOING)	80,000.00	7,519.10	44,519.10	55.65	35,480.90	0.00	35,480.90
000	DISTRICT WIDE	8,682,225.00	618,809.59	5,502,751.25	63.38	3,179,473.75	0.00	3,179,473.75
01 1100 610 002 001	Grade 1 Materials	400.00	0.00	113.51	28.38	286.49	0.00	286.49
01 1100 640 002 001	Classroom Periodical	1,800.00	0.00	0.00	0.00	1,800.00	0.00	1,800.00
1100	SALARIES	2,200.00	0.00	113.51	5.16	2,086.49	0.00	2,086.49
001	FIRST GRADE	2,200.00	0.00	113.51	5.16	2,086.49	0.00	2,086.49
01 1100 610 002 002	Grade 2 Materials	400.00	0.00	1,895.68	473.92	(1,495.68)	0.00	(1,495.68)
01 1100 640 002 002	Classroom Periodical	1,750.00	0.00	171.31	9.79	1,578.69	0.00	1,578.69
1100	SALARIES	2,150.00	0.00	2,066.99	96.14	83.01	0.00	83.01
002	SECOND GRADE	2,150.00	0.00	2,066.99	96.14	83.01	0.00	83.01
01 1100 610 002 003	Grade 3 Materials	400.00	0.00	40.00	10.00	360.00	0.00	360.00
01 1100 640 002 003	Classroom Periodical	1,550.00	0.00	238.12	15.36	1,311.88	0.00	1,311.88
1100	SALARIES	1,950.00	0.00	278.12	14.26	1,671.88	0.00	1,671.88
003	THIRD GRADE	1,950.00	0.00	278.12	14.26	1,671.88	0.00	1,671.88
01 1100 610 002 004	Grade 4 Materials	400.00	0.00	0.00	0.00	400.00	0.00	400.00
01 1100 640 002 004	Classroom Periodical	650.00	0.00	335.72	51.65	314.28	0.00	314.28
1100	SALARIES	1,050.00	0.00	335.72	31.97	714.28	0.00	714.28
004	FOURTH GRADE	1,050.00	0.00	335.72	31.97	714.28	0.00	714.28
01 1100 610 002 005	Grade 5 Materials	400.00	0.00	0.00	0.00	400.00	0.00	400.00
01 1100 640 002 005	Classroom Periodical	550.00	0.00	344.66	62.67	205.34	0.00	205.34
1100	SALARIES	950.00	0.00	344.66	36.28	605.34	0.00	605.34
005	FIFTH GRADE	950.00	0.00	344.66	36.28	605.34	0.00	605.34

Expenditure Report by Op. Unit/Function

Account Number	Account Description	Revised Budget	During Month	Expenditures to Date	% of Budget	Balance at EOM	Encumbrances	Unencumbered Balance
01 1100 610 002 006	Grade 6 Materials	400.00	0.00	344.66	86.17	55.34	0.00	55.34
01 1100 640 002 006	Classroom Periodical	300.00	0.00	0.00	0.00	300.00	0.00	300.00
1100 SALARIES		700.00	0.00	344.66	49.24	355.34	0.00	355.34
006 SIXTH GRADE		700.00	0.00	344.66	49.24	355.34	0.00	355.34
01 1100 610 002 007	Kingrt Materials	300.00	35.98	35.98	11.99	264.02	0.00	264.02
01 1100 640 002 007	Classroom Periodical	800.00	0.00	0.00	0.00	800.00	0.00	800.00
1100 SALARIES		1,100.00	35.98	35.98	3.27	1,064.02	0.00	1,064.02
007 Kindergarten		1,100.00	35.98	35.98	3.27	1,064.02	0.00	1,064.02
01 1100 610 002 017	Elem Art Materials	501.00	0.00	0.00	0.00	501.00	0.00	501.00
1100 SALARIES		501.00	0.00	0.00	0.00	501.00	0.00	501.00
017 ELEM. ART		501.00	0.00	0.00	0.00	501.00	0.00	501.00
01 1100 610 001 018	Music Materials	1,000.00	0.00	1,935.47	193.55	(935.47)	0.00	(935.47)
01 1100 610 002 018	Music Materials	727.00	0.00	52.31	7.20	674.69	0.00	674.69
01 1100 733 001 018	Music Equipment	500.00	0.00	0.00	0.00	500.00	0.00	500.00
01 1100 733 002 018	Music Equipment	500.00	0.00	0.00	0.00	500.00	0.00	500.00
01 1100 810 001 018	FEES	831.00	1,495.22	2,239.22	269.46	(1,408.22)	0.00	(1,408.22)
1100 SALARIES		3,558.00	1,495.22	4,227.00	118.80	(669.00)	0.00	(669.00)
018 MUSIC		3,558.00	1,495.22	4,227.00	118.80	(669.00)	0.00	(669.00)
01 1100 610 002 019	Elem Pe Materials	200.00	0.00	0.00	0.00	200.00	0.00	200.00
01 1100 733 002 019	Equipment	300.00	0.00	0.00	0.00	300.00	0.00	300.00
1100 SALARIES		500.00	0.00	0.00	0.00	500.00	0.00	500.00
019 ELEM. PE		500.00	0.00	0.00	0.00	500.00	0.00	500.00
01 1100 610 001 020	Lang Arts Materials	500.00	0.00	8.96	1.79	491.04	0.00	491.04
01 1100 640 001 020	Classroom Periodical	600.00	0.00	326.67	54.45	273.33	0.00	273.33
01 1100 735 001 020	Computer Software	200.00	0.00	0.00	0.00	200.00	0.00	200.00
01 1100 810 001 020	Student Registration	900.00	0.00	0.00	0.00	900.00	0.00	900.00
1100 SALARIES		2,200.00	0.00	335.63	15.26	1,864.37	0.00	1,864.37
020 LANGUAGE ARTS		2,200.00	0.00	335.63	15.26	1,864.37	0.00	1,864.37
01 1100 610 001 021	Math Materials	200.00	0.00	516.82	258.41	(316.82)	0.00	(316.82)
1100 SALARIES		200.00	0.00	516.82	258.41	(316.82)	0.00	(316.82)
021 MATH		200.00	0.00	516.82	258.41	(316.82)	0.00	(316.82)
01 1100 431 001 022	REPAIRS & MAINTENANCE - Contracted	750.00	0.00	0.00	0.00	750.00	0.00	750.00
01 1100 610 001 022	Materials	5,000.00	0.00	420.02	8.40	4,579.98	0.00	4,579.98
01 1100 640 001 022	Classroom Periodical	350.00	0.00	340.99	97.43	9.01	0.00	9.01
01 1100 733 001 022	Equipment	3,000.00	0.00	0.00	0.00	3,000.00	0.00	3,000.00
01 1100 735 001 022	Computer Software	250.00	0.00	872.27	348.91	(622.27)	0.00	(622.27)
1100 SALARIES		9,350.00	0.00	1,633.28	17.47	7,716.72	0.00	7,716.72
022 SCIENCE		9,350.00	0.00	1,633.28	17.47	7,716.72	0.00	7,716.72
01 1100 610 001 023	Soc Stud Materials	150.00	0.00	5.79	3.86	144.21	0.00	144.21
01 1100 640 001 023	Classroom Periodical	320.00	0.00	0.00	0.00	320.00	0.00	320.00
1100 SALARIES		470.00	0.00	5.79	1.23	464.21	0.00	464.21
023 SOCIAL STUDIES		470.00	0.00	5.79	1.23	464.21	0.00	464.21
01 1100 431 001 025	REPAIRS & MAINTENANCE - Contracted	1,600.00	0.00	0.00	0.00	1,600.00	0.00	1,600.00
01 1100 580 001 025	Instructor Travel	1,700.00	0.00	0.00	0.00	1,700.00	0.00	1,700.00
01 1100 610 001 025	Instr Materials	4,000.00	0.00	2,539.92	63.50	1,460.08	0.00	1,460.08
01 1100 640 001 025	Expendable Wrbk	65.00	0.00	0.00	0.00	65.00	0.00	65.00
01 1100 733 001 025	Equipment Secon	125.00	0.00	0.00	0.00	125.00	0.00	125.00

Expenditure Report by Op. Unit/Function

Account Number	Account Description	Revised Budget	During Month	Expenditures to Date	% of Budget	Balance at EOM	Encumbrances	Unencumbered Balance
01 1100 735 001 025	Comp Software Seco	500.00	0.00	0.00	0.00	500.00	0.00	500.00
01 1100 810 001 025	FEES	950.00	0.00	0.00	0.00	950.00	0.00	950.00
1100 SALARIES		8,940.00	0.00	2,539.92	28.41	6,400.08	0.00	6,400.08
025 AGRICULTURE		8,940.00	0.00	2,539.92	28.41	6,400.08	0.00	6,400.08
01 1100 431 001 026	REPAIRS & MAINTENANCE - Contracted	200.00	0.00	0.00	0.00	200.00	0.00	200.00
01 1100 580 001 026	Instructor Travel	300.00	0.00	0.00	0.00	300.00	0.00	300.00
01 1100 610 001 026	Instr Materials	1,000.00	0.00	0.00	0.00	1,000.00	0.00	1,000.00
01 1100 640 001 026	Expendable Wrbk	1,000.00	0.00	0.00	0.00	1,000.00	0.00	1,000.00
01 1100 733 001 026	Equipment	100.00	0.00	0.00	0.00	100.00	0.00	100.00
01 1100 735 001 026	Comp Software	1,000.00	0.00	0.00	0.00	1,000.00	0.00	1,000.00
01 1100 810 001 026	FEES	1,400.00	0.00	399.00	28.50	1,001.00	0.00	1,001.00
1100 SALARIES		5,000.00	0.00	399.00	7.98	4,601.00	0.00	4,601.00
026 BUSINESS		5,000.00	0.00	399.00	7.98	4,601.00	0.00	4,601.00
01 1100 610 001 027	Seco Art Materials	1,800.00	0.00	504.61	28.03	1,295.39	0.00	1,295.39
1100 SALARIES		1,800.00	0.00	504.61	28.03	1,295.39	0.00	1,295.39
027 SECONDARY ART		1,800.00	0.00	504.61	28.03	1,295.39	0.00	1,295.39
01 1100 350 001 028	Other Purchased Services	0.00	0.00	0.00	0.00	0.00	0.00	0.00
01 1100 431 001 028	REPAIRS & MAINTENANCE - Contracted	2,500.00	0.00	1,964.00	78.56	536.00	0.00	536.00
01 1100 431 002 028	REPAIRS & MAINTENANCE - Contracted	500.00	0.00	0.00	0.00	500.00	0.00	500.00
01 1100 610 001 028	Instr Materials	1,000.00	98.90	1,526.13	152.61	(526.13)	0.00	(526.13)
01 1100 610 002 028	Instrument Materials	1,000.00	0.00	0.00	0.00	1,000.00	0.00	1,000.00
01 1100 733 001 028	Equipment	3,000.00	0.00	0.00	0.00	3,000.00	0.00	3,000.00
01 1100 733 002 028	Equipment	1,000.00	0.00	0.00	0.00	1,000.00	0.00	1,000.00
01 1100 810 001 028	Registration	500.00	0.00	235.00	47.00	265.00	0.00	265.00
01 1100 810 002 028	Student Registration	500.00	0.00	0.00	0.00	500.00	0.00	500.00
1100 SALARIES		10,000.00	98.90	3,725.13	37.25	6,274.87	0.00	6,274.87
028 BAND		10,000.00	98.90	3,725.13	37.25	6,274.87	0.00	6,274.87
01 1100 431 001 029	REPAIRS & MAINTENANCE - Contracted	500.00	0.00	0.00	0.00	500.00	0.00	500.00
01 1100 440 001 029	Seco Pe Rental	6,500.00	0.00	0.00	0.00	6,500.00	0.00	6,500.00
01 1100 610 001 029	Instr Materials	800.00	0.00	20.98	2.62	779.02	0.00	779.02
01 1100 733 001 029	Equipment	1,000.00	0.00	0.00	0.00	1,000.00	0.00	1,000.00
1100 SALARIES		8,800.00	0.00	20.98	0.24	8,779.02	0.00	8,779.02
029 SECONDARY PE		8,800.00	0.00	20.98	0.24	8,779.02	0.00	8,779.02
01 1100 610 001 030	FCS Instr Materials	500.00	0.00	0.00	0.00	500.00	0.00	500.00
1100 SALARIES		500.00	0.00	0.00	0.00	500.00	0.00	500.00
030 FCS		500.00	0.00	0.00	0.00	500.00	0.00	500.00
01 1100 431 001 031	REPAIRS & MAINTENANCE - Contracted	300.00	0.00	0.00	0.00	300.00	0.00	300.00
01 1100 580 001 031	Instructor Travel	250.00	0.00	0.00	0.00	250.00	0.00	250.00
01 1100 610 001 031	Instruc Materials	2,000.00	838.00	2,080.07	104.00	(80.07)	0.00	(80.07)
01 1100 733 001 031	Equipment	1,000.00	0.00	0.00	0.00	1,000.00	0.00	1,000.00
01 1100 735 001 031	Comp Software	300.00	0.00	0.00	0.00	300.00	0.00	300.00
01 1100 810 001 031	Instru Registration	1,080.00	0.00	0.00	0.00	1,080.00	0.00	1,080.00
1100 SALARIES		4,930.00	838.00	2,080.07	42.19	2,849.93	0.00	2,849.93
031 INDUSTRIAL ARTS		4,930.00	838.00	2,080.07	42.19	2,849.93	0.00	2,849.93
01 1100 610 001 032	Foreign Lang Mater	200.00	0.00	0.00	0.00	200.00	0.00	200.00
01 1100 640 001 032	Classroom Period	150.00	0.00	0.00	0.00	150.00	0.00	150.00

Account Number	Account Description	Revised Budget	During Month	Expenditures to Date	% of Budget	Balance at EOM	Encumbrances	Unencumbered Balance
01 1100 810 001 032	REGISTRATION	50.00	0.00	90.00	180.00	(40.00)	0.00	(40.00)
1100 SALARIES		400.00	0.00	90.00	22.50	310.00	0.00	310.00
032 FOREIGN LANGUAGE		400.00	0.00	90.00	22.50	310.00	0.00	310.00
01 1100 610 001 033	Journalism Materials	300.00	0.00	0.00	0.00	300.00	0.00	300.00
01 1100 733 001 033	Journalism Equip	300.00	0.00	0.00	0.00	300.00	0.00	300.00
1100 SALARIES		600.00	0.00	0.00	0.00	600.00	0.00	600.00
033 JOURNALISM		600.00	0.00	0.00	0.00	600.00	0.00	600.00
01 2171 591 002 600	PT Therapy	0.00	0.00	0.00	0.00	0.00	0.00	0.00
2171 PHYSICAL THERAPY-SPED SCHOOL AGE		0.00	0.00	0.00	0.00	0.00	0.00	0.00
01 2172 591 002 600	PT SPED 3-5	0.00	0.00	0.00	0.00	0.00	0.00	0.00
2172 PHYSICAL THERAPY:SPED 3-5		0.00	0.00	0.00	0.00	0.00	0.00	0.00
600 PT Services		0.00	0.00	0.00	0.00	0.00	0.00	0.00
01 2161 320 001 601	PROFESSIONAL ED SERVICES	5,000.00	0.00	0.00	0.00	5,000.00	0.00	5,000.00
2161 OCCUPATIONAL THERAPY-SPED SCHOOL AGE		5,000.00	0.00	0.00	0.00	5,000.00	0.00	5,000.00
01 2162 591 002 601	OT SPED 3-5	0.00	0.00	0.00	0.00	0.00	0.00	0.00
2162 OCCUPATIONAL THERAPY-SPED 3-5		0.00	0.00	0.00	0.00	0.00	0.00	0.00
601 OT Services		5,000.00	0.00	0.00	0.00	5,000.00	0.00	5,000.00
01 2151 320 001 602	Speech Therapy Services	0.00	0.00	0.00	0.00	0.00	0.00	0.00
01 2151 591 001 602	Speech Therapy	40,000.00	3,696.98	38,489.50	96.22	1,510.50	0.00	1,510.50
01 2151 591 002 602	Speech Therapy Elem	160,000.00	10,645.20	111,592.90	69.75	48,407.10	0.00	48,407.10
2151 SPEECH PATH/AUDIOLOGY-SPED School Age		200,000.00	14,342.18	150,082.40	75.04	49,917.60	0.00	49,917.60
01 2152 591 002 602	PRE SCHL SPEECH (3-5)	5,000.00	2,018.92	12,458.18	249.16	(7,458.18)	0.00	(7,458.18)
2152 SPEECH PATH/AUDIOLOGY-SPED Ages 3-5		5,000.00	2,018.92	12,458.18	249.16	(7,458.18)	0.00	(7,458.18)
01 2153 591 002 602	SPEECH (0-2)	6,300.00	1,118.71	14,023.32	222.59	(7,723.32)	0.00	(7,723.32)
2153 SPEECH PATH/AUDIOLOGY-SPED Ages 0-2		6,300.00	1,118.71	14,023.32	222.59	(7,723.32)	0.00	(7,723.32)
602 Speech		211,300.00	17,479.81	176,563.90	83.56	34,736.10	0.00	34,736.10
01 1291 591 002 603	PRE SPED Supervision (3-5)	3,500.00	282.20	2,739.78	78.28	760.22	0.00	760.22
1291 SPED AGES 3-5		3,500.00	282.20	2,739.78	78.28	760.22	0.00	760.22
01 1292 591 002 603	Pre Sped Services (0-2)	3,500.00	282.20	2,739.78	78.28	760.22	0.00	760.22
1292 SPED AGES 0-2		3,500.00	282.20	2,739.78	78.28	760.22	0.00	760.22
603 Sped Super		7,000.00	564.40	5,479.56	78.28	1,520.44	0.00	1,520.44
01 1200 591 001 604	Deaf Ed	5,500.00	0.00	0.00	0.00	5,500.00	0.00	5,500.00
01 1200 591 002 604	DEAF ED	5,500.00	0.00	0.00	0.00	5,500.00	0.00	5,500.00
1200 SPEDICAL ED School Age		11,000.00	0.00	0.00	0.00	11,000.00	0.00	11,000.00
01 2151 591 001 604	ESU SERVICES-Deaf Ed Sec.	5,000.00	516.40	6,050.40	121.01	(1,050.40)	0.00	(1,050.40)
01 2151 591 002 604	Deaf Ed Sped Elem.	5,000.00	516.40	6,931.90	138.64	(1,931.90)	0.00	(1,931.90)
2151 SPEECH PATH/AUDIOLOGY-SPED School Age		10,000.00	1,032.80	12,982.30	129.82	(2,982.30)	0.00	(2,982.30)
01 2153 591 002 604	Pre Deaf Ed Services (0-2)	500.00	0.00	0.00	0.00	500.00	0.00	500.00
2153 SPEECH PATH/AUDIOLOGY-SPED Ages 0-2		500.00	0.00	0.00	0.00	500.00	0.00	500.00
604 Deaf Ed		21,500.00	1,032.80	12,982.30	60.38	8,517.70	0.00	8,517.70
01 2181 591 001 605	Vision	0.00	0.00	331.75	0.00	(331.75)	0.00	(331.75)
01 2181 591 002 605	VISION	4,750.00	441.09	3,662.03	77.10	1,087.97	0.00	1,087.97
2181 VISUALLY IMPAIRED:SPED SCHOOL AGE		4,750.00	441.09	3,993.78	84.08	756.22	0.00	756.22
605 Vision		4,750.00	441.09	3,993.78	84.08	756.22	0.00	756.22
01 2141 591 001 606	SCHOOL PSYCH	30,000.00	2,568.85	25,016.80	83.39	4,983.20	0.00	4,983.20
01 2141 591 002 606	Diagnostic Testing (School Psych)	30,000.00	3,211.06	25,659.01	85.53	4,340.99	0.00	4,340.99

Expenditure Report by Op. Unit/Function

Account Number	Account Description	Revised Budget	During Month	Expenditures to Date	% of Budget	Balance at EOM	Encumbrances	Unencumbered Balance
2141	PSYCHOLOGICAL SERVICES: SPED SCHOOL AGE	60,000.00	5,779.91	50,675.81	84.46	9,324.19	0.00	9,324.19
01 2142 591 002 606	PSYCH SERVICES SPED 3-5	6,650.00	642.21	6,254.20	94.05	395.80	0.00	395.80
2142	PSYCHOLOGICAL SERVICES: SPED 3-5	6,650.00	642.21	6,254.20	94.05	395.80	0.00	395.80
01 2143 591 002 606	PSYC SERVICES SPED 0-2	6,650.00	0.00	5,611.99	84.39	1,038.01	0.00	1,038.01
2143	PSYCHOLOGICAL SERVICES: SPED 0-2	6,650.00	0.00	5,611.99	84.39	1,038.01	0.00	1,038.01
606	D/E Psychological	73,300.00	6,422.12	62,542.00	85.32	10,758.00	0.00	10,758.00
01 2151 591 001 607	Audiology Secon	5,000.00	68.19	702.95	14.06	4,297.05	0.00	4,297.05
01 2151 591 002 607	Audiology Elem	15,000.00	68.19	702.95	4.69	14,297.05	0.00	14,297.05
2151	SPEECH PATH/AUDIOLOGY-SPED School Age	20,000.00	136.38	1,405.90	7.03	18,594.10	0.00	18,594.10
01 2152 591 002 607	AUDIOLOGY SPED 3-5	250.00	17.05	175.73	70.29	74.27	0.00	74.27
2152	SPEECH PATH/AUDIOLOGY-SPED Ages 3-5	250.00	17.05	175.73	70.29	74.27	0.00	74.27
01 2153 591 002 607	AUDIOLOGY SPED 0-2	250.00	17.05	175.73	70.29	74.27	0.00	74.27
2153	SPEECH PATH/AUDIOLOGY-SPED Ages 0-2	250.00	17.05	175.73	70.29	74.27	0.00	74.27
607	Audiology	20,500.00	170.48	1,757.36	8.57	18,742.64	0.00	18,742.64
01 1200 591 000 608	Vocational	2,500.00	123.17	1,227.24	49.09	1,272.76	0.00	1,272.76
1200	SPEDICAL ED School Age	2,500.00	123.17	1,227.24	49.09	1,272.76	0.00	1,272.76
608	VOCATIONAL	2,500.00	123.17	1,227.24	49.09	1,272.76	0.00	1,272.76
01	General	9,095,924.00	647,511.56	5,786,895.26	63.62	3,309,028.74	0.00	3,309,028.74

Expenditure Report by Op. Unit/Function

Account Number	Account Description	Revised Budget	During Month	Expenditures to Date	% of Budget	Balance at EOM	Encumbrances	Unencumbered Balance
Grand Total:		9,095,924.00	647,511.56	5,786,895.26	63.62	3,309,028.74	0.00	3,309,028.74

**Ravenna Public Schools
GENERAL FUND
Ending April 30th, 2025**

Beginning Balance: **\$1,079,285.90**

Receipts:

Tax Collection (Buffalo)	\$123,147.22
Tax Collection (Sherman)	\$48,074.04
State of NE Sped	\$164,484.00
REAP	\$37,319.00
ALICAP WC Prem.	
Transportation	
ESU 10	
Sale of Prop/Equip.	\$135.00
Medicaid (MAC)	\$1,230.09
State Aid	\$59,198.00
State of NE (MIPS)	\$1,626.15
Other	\$7,604.10
Interest	\$130.67

Total Receipts: **\$442,948.27**

Disbursements:

Board Bills (Apr) \$646,403.14

\$646,403.14

Ending Balance: **\$875,831.03**

Cash on Hand: **\$875,831.03**

Outstanding checks \$89,285.62

Bank Balance: **\$965,116.65**

Investments: **\$1,289,868.27**

Accounted for as Follows:

General Fund

General Fund Checking \$875,831.03

CD #xxx3375 \$0.00

CD # 70099 (9 mo) \$1,289,868.27

Total Available: **\$2,165,699.30** **\$2,165,699.30**

PO Number	Invoice Number	Vendor Name	Invoice Date	Amount
Account Number		Detail Description		Amount
Checking Account ID	06	Fund Number 06	Lunch	
	2425-772	Anderson, Jessica	04/05/2025	54.91
06 3100 630 000		FOOD		54.91
Total	Anderson, Jessica			54.91
	14567417	CASH-WA DISTRIBUTING	04/01/2025	1,331.93
06 3100 630 000		FOOD		1,206.64
06 3100 610 000		GENERAL SUPPLIES		125.29
	14575796	CASH-WA DISTRIBUTING	04/08/2025	1,158.71
06 3100 630 000		FOOD		1,035.35
06 3100 610 000		GENERAL SUPPLIES		123.36
	14583469	CASH-WA DISTRIBUTING	04/15/2025	1,017.03
06 3100 630 000		FOOD		1,017.03
	14592333	CASH-WA DISTRIBUTING	04/22/2025	660.45
06 3100 630 000		FOOD		630.20
06 3100 610 000		GENERAL SUPPLIES		30.25
	14600025	CASH-WA DISTRIBUTING	04/29/2025	538.47
06 3100 630 000		FOOD		538.47
	14600624	CASH-WA DISTRIBUTING	04/29/2025	161.28
06 3100 630 000		FOOD		161.28
	P14578278	CASH-WA DISTRIBUTING	04/09/2025	195.36
06 3100 630 000		FOOD		195.36
	P14581341	CASH-WA DISTRIBUTING	04/11/2025	148.86
06 3100 630 000		FOOD		148.86
	P14581365	CASH-WA DISTRIBUTING	04/11/2025	36.94
06 3100 630 000		FOOD		36.94
	P14598312	CASH-WA DISTRIBUTING	04/25/2025	36.94
06 3100 630 000		FOOD		36.94
Total	CASH-WA DISTRIBUTING			5,285.97
	19146	HEARTLAND REFRIGERATION LLC	04/04/2024	454.70
06 3100 890 000 000		Other Supplies/Misc		454.70
Total	HEARTLAND REFRIGERATION LLC			454.70
	1205311	HILAND DAIRY CO	04/07/2025	610.95
06 3100 630 000		FOOD		610.95
	1205423	HILAND DAIRY CO	04/14/2025	601.54
06 3100 630 000		FOOD		601.54
	1205543	HILAND DAIRY CO	04/21/2025	400.56
06 3100 630 000		FOOD		400.56
	1205544	HILAND DAIRY CO	04/21/2025	(35.98)
06 3100 630 000		FOOD		(35.98)
	1205670	HILAND DAIRY CO	04/28/2025	825.00
06 3100 630 000		FOOD		825.00
	1205671	HILAND DAIRY CO	04/28/2025	(44.97)
06 3100 630 000		FOOD		(44.97)
Total	HILAND DAIRY CO			2,357.10
	661259668	SYSCO LINCOLN	04/03/2025	1,959.91
06 3100 630 000		FOOD		1,847.96
06 3100 610 000		GENERAL SUPPLIES		111.95
	661272173	SYSCO LINCOLN	04/10/2025	1,314.90
06 3100 630 000		FOOD		1,236.46
06 3100 610 000		GENERAL SUPPLIES		78.44
	661283957	SYSCO LINCOLN	04/17/2025	944.49

Board Report - Detail

PO Number	Invoice Number	Vendor Name	Invoice Date	Amount
Account Number		Detail Description		Amount
06 3100 630 000		FOOD		944.49
	661296630	SYSCO LINCOLN	04/24/2025	1,488.47
06 3100 630 000		FOOD		1,397.59
06 3100 610 000		GENERAL SUPPLIES		90.88
Total	SYSCO LINCOLN			<u>5,707.77</u>
	USBank.May25	U.S. Bank	05/01/2025	400.32
06 3100 630 000		FOOD		400.32
Total	U.S. Bank			<u>400.32</u>
	4908177	US Foods - Grand Island	04/14/2024	1,117.37
06 3100 630 000		FOOD		1,117.37
Total	US Foods - Grand Island			<u>1,117.37</u>
	11715	Willow Creek Meats LLC	04/28/2025	1,264.12
06 3100 630 000		FOOD		1,264.12
Total	Willow Creek Meats LLC			<u>1,264.12</u>
Fund Number	06			<u>16,642.26</u>
Checking Account ID	06			<u>16,642.26</u>

Expenditure Report by Op. Unit/Function

Account Number	Account Description	Revised Budget	During Month	Expenditures to Date	% of Budget	Balance at EOM	Encumbrances	Unencumbered Balance
06	Lunch							
06 3100 610 000	GENERAL SUPPLIES	0.00	560.17	8,027.45	0.00	(8,027.45)	0.00	(8,027.45)
06 3100 630 000	FOOD	0.00	15,627.39	166,933.65	0.00	(166,933.65)	0.00	(166,933.65)
3100	FOOD SERVICES	0.00	16,187.56	174,961.10	0.00	(174,961.10)	0.00	(174,961.10)
		0.00	16,187.56	174,961.10	0.00	(174,961.10)	0.00	(174,961.10)
06 3100 110 000 000	Salary	0.00	11,182.77	87,239.88	0.00	(87,239.88)	0.00	(87,239.88)
06 3100 120 000 000	Sub Salaries	0.00	754.13	3,523.78	0.00	(3,523.78)	0.00	(3,523.78)
06 3100 130 000 000	Overtime Salaries	0.00	384.37	2,445.85	0.00	(2,445.85)	0.00	(2,445.85)
06 3100 210 000 000	Health Insurance	0.00	4,941.08	43,617.41	0.00	(43,617.41)	0.00	(43,617.41)
06 3100 220 000 000	Fica	0.00	889.02	6,649.04	0.00	(6,649.04)	0.00	(6,649.04)
06 3100 230 000 000	Retirement	0.00	918.80	6,953.54	0.00	(6,953.54)	0.00	(6,953.54)
06 3100 431 000 000	Repair	0.00	0.00	1,607.60	0.00	(1,607.60)	0.00	(1,607.60)
06 3100 733 000 000	Equipment	0.00	0.00	17,245.00	0.00	(17,245.00)	0.00	(17,245.00)
06 3100 810 000 000	Registration	0.00	0.00	380.00	0.00	(380.00)	0.00	(380.00)
06 3100 890 000 000	Other Supplies/Misc	0.00	454.70	542.30	0.00	(542.30)	0.00	(542.30)
3100	FOOD SERVICES	0.00	19,524.87	170,204.40	0.00	(170,204.40)	0.00	(170,204.40)
000	DISTRICT WIDE	0.00	19,524.87	170,204.40	0.00	(170,204.40)	0.00	(170,204.40)
06	Lunch	0.00	35,712.43	345,165.50	0.00	(345,165.50)	0.00	(345,165.50)

Expenditure Report by Op. Unit/Function

Account Number	Account Description	Revised Budget	During Month	Expenditures to Date	% of Budget	Balance at EOM	Encumbrances	Unencumbered Balance
Grand Total:		0.00	35,712.43	345,165.50	0.00	(345,165.50)	0.00	(345,165.50)

**Ravenna Public School
Lunch Fund Report
April 30th, 2025**

Beginning Balance: \$ 19,607.14

RECEIPTS:

Deposit \$ 26,731.24

Transfer from General Fund \$ -

Interest \$ 2.99

Total Receipts: \$ 26,734.23

DISBURSEMENTS:

Lunch Bills \$ 31,951.25

Outstanding Checks \$ 1,759.22

Total Disbursements: \$ 33,710.47

Book Balance \$ 14,390.12

Bank Balance \$ 16,149.34



TRENTON D. SNOW, LLC

A Land Surveying Company

1309 Central Avenue
P.O. Box 1772
Kearney, NE 68848-1772

INVOICE

Invoice Number: 3669
Invoice Date: May 6, 2025
TDS Project # 25-0025-0908

Bill To:

Dr. Ken Schroeder
Ravenna Public School
41750 Carthage Rd
Ravenna, NE 68869

Professional Land Surveying Services

Boundary Survey w/topography on part of Section 8, T12N R14W, Buffalo County, Nebraska.

- survey map and drawing files emailed 4/18/25, invoice to be emailed

*OK to pay
5-6-25
Schroeder*

Check/Credit Memo No:	Total Invoice Amount	\$12,000.00
	- Payment/Credit Applied	0.00
	TOTAL AMOUNT DUE THIS INVOICE	\$12,000.00


Please make checks payable to Trenton D. Snow, LLC.

THANK YOU FOR YOUR BUSINESS

www.nebraskasurveys.com
email: snow@nebraskasurveys.com

Office: (308) 234-1764
Fax: (308) 234-1765
Cell: (308) 293-1085

Trenton D. Snow, Nebraska Registered Land Surveyor #626



Wilkins Architecture Design Planning LLC

2204 University Drive Suite 130
 Kearney, NE 68845
 Tel: 308-237-5787 Fax: 308-236-6929
 wadp@wilkinsadp.com
 www.wilkinsadp.com

INVOICE

INVOICE DATE: 4/29/2025
 INVOICE NO: 6676
 BILLING THROUGH: 4/29/2025

Dr. Ken Schroeder
 Ravenna Public Schools
 41750 Carthage Rd
 Ravenna, NE 68869

2527 Ravenna Public Schools - Addition & Renovation

Managed By: Jacob M Sertich

DESCRIPTION	CONTRACT AMOUNT	% COMPLETE	BILLED TO DATE	PREVIOUSLY BILLED	CURRENT AMOUNT
2527 Ravenna Public Schools - Addition & Renovation	\$540,519.20	10.00	\$54,051.92	\$0.00	\$54,051.92
TOTAL	\$540,519.20		\$54,051.92	\$0.00	\$54,051.92

EXPENSES

DATE	DESCRIPTION	AMOUNT
3/24/2025	829 - MILEAGE	\$46.31
3/24/2025	832 - W Printing	\$12.96
4/15/2025	829 - MILEAGE	\$46.31
4/23/2025	829 - MILEAGE	\$46.31
TOTAL EXPENSES		\$151.89
SUBTOTAL		\$54,203.81
AMOUNT DUE THIS INVOICE		\$54,203.81

This invoice is due on 5/29/2025

ACCOUNT SUMMARY

BILLED TO DATE	PAID TO DATE	BALANCE DUE
\$54,203.81	\$0.00	\$54,203.81

We appreciate your business

*OK to pay
 K Schroeder
 5-5-25*

Revenue Detail

Account Number	Account Description	Budget	Month to Date	Year to Date
8	Revenue			
01 1100 1000	District Taxes - Buffalo	3,514,679.00	44,606.29	1,731,485.83
01 1100 1100	District Taxes - Sherman	930,000.00	40,374.72	493,569.47
01 1115 1000	Carline-Buffalo	8,000.00	0.00	789.79
01 1115 1100	Carline - Sherman	2,000.00	0.00	227.04
01 1120 1000	Public Power Tax - Buffalo	100,000.00	43,194.03	43,194.03
01 1120 1100	Public Power Tax - Sherman	65,000.00	1,147.07	1,147.07
01 1125 1000	Motor Vehicle Taxes - Buffalo	210,000.00	16,406.50	137,336.30
01 1125 1100	Motor Vehicle Taxes - Sherman	40,000.00	4,342.37	26,378.72
01 1311	Tuition Individual	0.00	0.00	0.00
01 1313	Tuit Sp Ed Individ.	0.00	0.00	0.00
01 1315	DISTANCE LEARNING	0.00	0.00	7,320.00
01 1323	Tuit Sp Ed Oth Dist.	0.00	0.00	0.00
01 1410	Trans. Individual	0.00	0.00	0.00
01 1411	Trans Sp Ed Individ.	0.00	0.00	0.00
01 1421	Trans. Other Dist.	0.00	0.00	0.00
01 1423	Trans Sp Ed Oth Dist	0.00	0.00	2,357.50
01 1510	Interest On Invest.	45,000.00	130.67	8,928.18
01 1701	Bond Fund Transfer	0.00	0.00	0.00
01 1740	Fees	0.00	0.00	0.00
01 1742	PostSecondary Fees	0.00	0.00	0.00
01 1790	Driver's Ed	0.00	0.00	0.00
01 1800	KEARNEY FOUND YC	0.00	0.00	0.00
01 1900	AUTISM ACTION PARTNERSHIP	0.00	0.00	0.00
01 1910	RENTAL OF SCHOOL EQUIPMENT & FACILITIES	1,000.00	50.00	1,100.00
01 1911	Local License Fees	2,000.00	0.00	2,200.00
01 1920	CONTRIBUTIONS & DONATIONS	0.00	0.00	0.00
01 1921	Police Court Fines	0.00	0.00	0.00
01 1925	Tobacco Grant	0.00	0.00	0.00
01 1955	Postsecondary Receipts	0.00	0.00	0.00
01 2110 1000	Buffalo Co Fines-lic	25,000.00	2,629.56	15,788.80
01 2110 1100	Sherm Fines-license	5,000.00	219.91	1,802.30
01 2130 1000	Other County Receipt - Buffalo	0.00	0.00	0.00
01 2130 1100	Other County Receipts- Sherman	0.00	0.00	0.00
01 2140	Non-resident Tuition	0.00	0.00	0.00
01 2210	ESU Receipts	0.00	0.00	1,025.00
01 3110	State Aid	591,978.00	59,198.00	473,584.00
01 3120	Spec. Ed Programs	900,000.00	164,484.00	743,751.00
01 3125	Special Ed Transpor.	10,000.00	0.00	0.00
01 3130 1000	Homestead Exemption - Buffalo	0.00	12,854.34	25,708.68
01 3130 1100	Sherm Homestead Ex	0.00	1,155.96	2,311.92
01 3131	PROPERTY TAX CREDIT	0.00	0.00	752,648.71
01 3134	PERSONAL PROPERTY TAX CREDIT-RR & PSE	0.00	0.00	0.00
01 3170	State Vocational	0.00	0.00	0.00
01 3180 1000	Pro-rata Motor Veh.Buffalo	8,000.00	3,456.50	6,925.64
01 3180 1100	Sher Pro Rat Moto V	2,000.00	834.01	1,581.04
01 3400	State Apportionment	60,000.00	0.00	129,018.60
01 3500	Other State Categorical Programs	0.00	0.00	0.00

Account Number	Account Description	Budget	Month to Date	Year to Date
01 3512	DIST ED INCENTIVE	0.00	0.00	0.00
01 3535	High Abilt Learners	4,500.00	0.00	4,166.00
01 3550	School Tech Fund	0.00	0.00	0.00
01 3551	Career Education (CTE)	4,000.00	0.00	0.00
01 3552 000	School Safety & Security Act	0.00	0.00	0.00
01 3570	Teacher Evaluation	0.00	0.00	0.00
01 3599	Other State Categorical Programs	0.00	0.00	10,394.81
01 3990	Other State Funds	0.00	0.00	0.00
01 4100	Title 1 Carry Over	0.00	0.00	0.00
01 4105	UNIVERSAL SERVICE FUND (E-RATE)	0.00	0.00	0.00
01 4310 000	Title V, Part B, ESSA-REAP	30,000.00	0.00	39,350.00
01 4311	Title VI Past Year	0.00	0.00	0.00
01 4312	Title VI Current	0.00	0.00	0.00
01 4315	Title V	0.00	0.00	0.00
01 4325	Title IIA Class Size Reduction	0.00	0.00	0.00
01 4401	IDEA PRESCHOOL	0.00	0.00	0.00
01 4402	Preschool Travel	0.00	0.00	0.00
01 4403	Spec Ed Medicaid	0.00	0.00	0.00
01 4421	IDEA Part-B Base/EP 0-21	0.00	0.00	0.00
01 4422	IDEA Preschool ARP-Base 0-21	0.00	0.00	0.00
01 4423	IDEA Part B ARP Prop. Share	0.00	0.00	0.00
01 4505	Title 1 Current	80,000.00	0.00	67,302.00
01 4506	Title 1 NCLB	0.00	0.00	0.00
01 4509	TITLE II, PART A NCLB TCHR QULTY GRANTS	0.00	0.00	16,100.00
01 4511	REAP GRANT	0.00	37,319.00	37,319.00
01 4512	IDEA Base	0.00	0.00	0.00
01 4516	IDEA Pre-school Handicapp	1,000.00	0.00	2,683.00
01 4518	IDEA Part B (611) Base & EP	100,000.00	0.00	111,769.00
01 4519	IDEA E-P	0.00	0.00	0.00
01 4521	IDEA Part B Proportionate Share	0.00	0.00	2,059.00
01 4524	OTHER FEDERAL NON-CATEGORICAL RECEIPTS	0.00	0.00	0.00
01 4525	Fed. Vocational	0.00	0.00	0.00
01 4530	Other Federal Categ. Receipts	0.00	0.00	0.00
01 4580	EDUCATION JOB MONEY	0.00	0.00	0.00
01 4599	ARRA STATE AID	0.00	0.00	0.00
01 4708	Medicaid in Public School (MIPS)	5,000.00	1,626.15	4,010.27
01 4709	Medicaid Administrative Activities	7,500.00	1,230.09	4,245.93
01 4900	Other Fed. Non-cat	0.00	0.00	0.00
01 4969	Title IV, Part A	0.00	0.00	10,000.00
01 4996	CARES Act	0.00	0.00	0.00
01 4997	ESSER II	0.00	0.00	0.00
01 4998	ESSER III	0.00	0.00	57,687.00
01 5200	From Other Funds	0.00	0.00	0.00
01 5300	Sale Of Prop & Equip	0.00	135.00	1,080.00
01 5301	Insurance Adjustment	0.00	0.00	13,223.00
01 5690	Other Non-revenue	0.00	7,554.10	510,207.92
01 9000	Non-program Receipts	0.00	0.00	0.00
01 9004	Interfund from QCPUF	0.00	0.00	0.00

Revenue Detail

Account Number		Account Description	Budget	Month to Date	Year to Date
01 9100		NE ST REVENUE	0.00	0.00	0.00
01 9200		Interlocal Agreement	0.00	0.00	0.00
01	General		<u>6,751,657.00</u>	<u>442,948.27</u>	<u>5,501,776.55</u>
8	Revenue		<u>6,751,657.00</u>	<u>442,948.27</u>	<u>5,501,776.55</u>

Revenue Detail

Account Number	Account Description	Budget	Month to Date	Year to Date
8	Revenue			
06 1510	Interest	0.00	2.99	29.80
06 1611	Student Lunches	0.00	9,729.55	97,951.09
06 1612	Daily Sales-Breakfast	0.00	0.00	0.00
06 1613	Special Milk	0.00	0.00	0.00
06 1620	Daily Sales-Adult/A la Carte	0.00	822.15	8,229.03
06 1650	Daily Sales-Summer Food Programs	0.00	0.00	0.00
06 2100	State Reimbursement	0.00	0.00	0.00
06 2200	Breakfast	0.00	0.00	0.00
06 3150	STATE REIMBURSEMENT	0.00	0.00	1,409.53
06 4210	FEDERAL REIMB. NSLP	0.00	16,184.03	130,325.58
06 5000	Trans From Savings	0.00	0.00	0.00
06 5200	School Dist Contrib.	0.00	0.00	37,000.00
06 5690	Other Income	0.00	(4.49)	(2.09)
06 9000	Non Program Receipts	0.00	0.00	0.00
06 9005	Interfund loan from GF to LF	0.00	0.00	0.00
06	Lunch	0.00	26,734.23	274,942.94
8	Revenue	0.00	26,734.23	274,942.94

Board of Education Regular Meeting

High School Library
P.O. Box 8400
Ravenna, NE 68869-8400

Monday, April 14, 2025 8:00 PM

Kelly Bock: Present
Misti Fiddelke: Present
Micah Miigerl: Present
Ryan Osten: Present
Dawn Standage: Present
Mike Voelker: Present

1. Call to Order and Roll Call - Open Meeting Law

2. Excuse Absent Board Members

3. The Pledge of Allegiance

4. Recitation of School Mission Statement: ***Preparing Students Today to Succeed Tomorrow: Family-Community-School***

5. Recitation of Board Mission Statement: ***Providing collaborative leadership to prepare students today to succeed tomorrow.***

6. Approval of Agenda

Motion to approve the agenda passed with a motion by Ryan Osten and a second by Mike Voelker.

7. Financial Report

8. Consent Agenda

Motion to approve the consent agenda passed with a motion by Mike Voelker and a second by Kelly Bock.

8.1. Discuss, consider, and take all necessary action to minutes

8.2. Discuss, consider, and take all necessary action to bills

8.3. Notice of Meeting Publication: The notice for this board meeting was published in the April 9th Edition of *The Ravenna News*

8.4. Discuss, consider, and take all action necessary to declaring surplus library books as surplus for immediate sale or disposal

8.5. Discuss, consider, and take all action necessary to declaring used metal shop equipment as surplus for immediate sale or disposal

8.6. Discuss, consider, and take all action necessary to declaring used desk as surplus for immediate sale or disposal

8.7. Discuss, consider, and take all action necessary to declaring used 6' x 3' x 16" garden shed as surplus for immediate sale or disposal

9. Blue Jay Celebration of Success - HAL Students (Mrs. Stacie Loeffelholz)

10. Artist of the Month - None this month

11. Request to Address the Board and Correspondence

12. Information and Action Items

12.1. Discuss, consider, and take all action necessary to approval of teaching contract for Madison Gross for the middle school science position for the 2025-26 contract term motion to approve passed with a motion by Dawn Standage and a second by Ryan Osten.

12.2. Discuss, consider, and take all action necessary to approval and adoption of a resolution authorizing the issuance of one or more series of the District's general obligation school building bonds, in the aggregate principal amount of not to exceed \$5,500,000, for the purpose of financing the construction of capital improvements and equipping and furnishing the same Motion to approve and adopt the resolution authorizing the issuance of one or more series of the District's general obligation school building bonds, in the aggregate principal amount of not to exceed \$5,500,000, for the purpose of financing the construction of capital improvements and equipping and furnishing the same passed with a motion by Ryan Osten and a second by Mike Voelker.

12.3. Discuss, consider, and take all action necessary to the revision of the school district's teacher evaluation instrument

Motion to approve the revised Ravenna Public Schools Teacher Evaluation Model as presented passed with a motion by Micah Miigerl and a second by Ryan Osten.

12.4. Discuss, consider, and take all action necessary to the review and purchase of the new elementary language arts curriculum

Motion to approve the purchase of the elementary ELA curriculum from the Depreciation Fund, in an amount to not exceed \$81,000 passed with a motion by Mike Voelker and a second by Micah Miigerl.

12.5. Discuss, consider, and take all action necessary to classified staff compensation for the 2025-26 school year

Motion to approve a 3% wage increase for all classified staff, with the exception of Dave Huryta

& Dan Cyboron, and to make a market adjustment to the wages of the kitchen staff and to the summer and evening student custodial help to be a minimum of \$15.00 per hour passed with a motion by Dawn Standage and a second by Ryan Osten.

12.6. Discuss, consider, and take all action necessary to football field/track lighting
Motion to replace the lights at the football field and to accept the quote from Ensley Electric in the amount of \$156,500 passed with a motion by Micah Miigerl and a second by Ryan Osten.

13. Discussion Items

13.1. Discuss, consider, and take all action necessary to the girl's high school wrestling program

13.2. Discuss, consider, and take all action necessary to one-act directors' compensation on the 2025-26 extra duty schedule

13.3. Discuss, consider, and take all action necessary to administrative compensation for the 2025-26 contract term (Possible Executive Session)

Motion to enter executive session at 9:05 PM to avoid needless injury to the reputation of those being discussed passed with a motion by Ryan Osten and a second by Mike Voelker. President Fiddelke repeated the reason for going into executive session prior to entering into executive session. Motion to come out of executive session at 9:45 passed with a motion by Ryan Osten and a second by Mike Voelker.

14. Elementary Principal's Report

15. Secondary Principal's Report

16. Superintendent's Report

17. Board Report

18. Positive Comments

19. Adjournment

Motion to adjourn at 10:24 PM passed with a motion by Ryan Osten and a second by Mike Voelker.

Working Meeting for Bond Building Project

High School Library
P.O. Box 8400
Ravenna, NE 68869-8400

Tuesday, April 15, 2025 5:30 PM

Kelly Bock: Absent
Misti Fiddelke: Present
Micah Miigerl: Present
Ryan Osten: Absent
Dawn Standage: Present
Mike Voelker: Present

1. Call to Order and Roll Call - Open Meeting Law

Motion to excuse absent board members Osten and Bock passed with a motion by Mike Voelker and a second by Micah Miigerl.

2. Excuse Absent Board Members

3. The Pledge of Allegiance

4. Recitation of School Mission Statement: *Preparing Students Today to Succeed Tomorrow: Family-Community-School*

5. Recitation of Board Mission Statement: *Providing collaborative leadership to prepare students today to succeed tomorrow.*

6. Approval of Agenda

Motion to approve the agenda passed with a motion by Mike Voelker and a second by Micah Miigerl.

7. Consent Agenda

Motion to approve the consent agenda passed with a motion by Mike Voelker and a second by Dawn Standage.

7.1. Discuss, consider, and take all necessary action to minutes

7.2. Notice of Meeting Publication: The notice for this board meeting was published in the April 9th Edition of *The Ravenna News*

8. Information and Action Items

8.1. Discuss, consider, and take all action necessary to the final building project design plans for the Ravenna Public Schools Bond Building Project

9. Superintendent's Report

10. Board Report

11. Positive Comments

12. Adjournment

Motion to adjourn at 6:54 PM passed with a motion by Mike Voelker and a second by Micah Miigerl.





SCHOOL IDENTIFICATION

NEBRASKA
54123
SCHOOL DISTRICT

ECONOLINE FORD

RAVENS

IFBSS31S73HA47217





2007
Reimbursement and Miscellaneous Expenditures

1. Board members, employees, and volunteers of the school district are expected to maintain and enhance their effectiveness by being well-informed on issues affecting education. They are encouraged to attend education workshops, conferences, training programs, official functions, hearings, and meetings sponsored by the school district or state and national educational organizations which are helpful to them in performing their duties or which are in the best interests of the school district.

2. This board hereby gives prior approval for board members to attend meetings described in the preceding paragraph. Upon approval by the board president, or the superintendent or designee when the board president is unavailable, such board members may attend authorized meetings without further action or approval by the board, and shall be paid or reimbursed for registration costs, tuition costs, fees or charges, travel expenses, and costs of meals and lodging as permitted by law.
 - a. The superintendent or the superintendent's designee may authorize employees and volunteers to attend meetings described in the first paragraph and may authorize the payment of such registration costs, tuition costs, fees, charges, travel expenses, costs of meals, and/or costs of lodging as he or she deems appropriate and as permitted by law.

 - b. Expenses for attendance at any of the above activities shall be paid by the school district as allowed by law. The Board shall pay or reimburse attendees for expenses that are actually, necessarily, and reasonably incurred in attending educational seminars, conventions, and workshops; conferences; training programs; official school functions, hearings or meetings, provided that such reimbursement is permitted by law.

 - c. The board authorizes the expenditure of funds for non-alcoholic beverages for individuals attending public meetings of the board and non-alcoholic beverages and meals for individuals while performing or immediately after performing relief, assistance, or support activities in emergency situations, and for any volunteers during or

immediately following their participation in any activity approved by the board.

- d. It is in the best interest of this school district to recognize service by board members, employees, and volunteers. The board authorizes the president, superintendent or the superintendent's designee to determine when and to whom plaques, certificates of achievement, flowers or other items of value should be granted, provided that no such plaque, certificate, flowers or other item of value shall cost more than \$100.00.

- e. Funds may be spent for one recognition dinner each year for elected and appointed officials, employees or volunteers of the school district. The maximum cost per person for such a dinner shall not exceed \$50.00.

Adopted on: July 9, 2018

Revised on: _____

Reviewed on: _____

2007
Reimbursement and Miscellaneous Expenditures

1. Board members, employees, and volunteers of the school district are expected to maintain and enhance their effectiveness by being well-informed on issues affecting education. They are encouraged to attend education workshops, conferences, training programs, official functions, hearings, and meetings sponsored by the school district or state and national educational organizations which are helpful to them in performing their duties or which are in the best interests of the school district.

2. This board hereby gives prior approval for board members to attend meetings described in the preceding paragraph. Upon approval by the board president, or the superintendent or designee when the board president is unavailable, such board members may attend authorized meetings without further action or approval by the board, and shall be paid or reimbursed for registration costs, tuition costs, fees or charges, travel expenses, and costs of meals and lodging as permitted by law.
 - a. The superintendent or the superintendent's designee may authorize employees and volunteers to attend meetings described in the first paragraph and may authorize the payment of such registration costs, tuition costs, fees, charges, travel expenses, costs of meals, and/or costs of lodging as he or she deems appropriate and as permitted by law.

 - b. Expenses for attendance at any of the above activities shall be paid by the school district as allowed by law. The Board shall pay or reimburse attendees for expenses that are actually, necessarily, and reasonably incurred in attending educational seminars, conventions, and workshops; conferences; training programs; official school functions, hearings or meetings, provided that such reimbursement is permitted by law.

 - c. The board authorizes the expenditure of funds for non-alcoholic beverages for individuals attending public meetings of the board and non-alcoholic beverages and meals for individuals while performing or immediately after performing relief, assistance, or support activities in emergency situations, and for any volunteers during or

immediately following their participation in any activity approved by the board.

- d. It is in the best interest of this school district to recognize service by board members, employees, and volunteers. The board authorizes the president, superintendent or the superintendent's designee to determine when and to whom plaques, certificates of achievement, flowers or other items of value should be granted, provided that no such plaque, certificate, flowers or other item of value shall cost more than \$100.00.
- e. Funds may be spent for one recognition dinner each year for elected and appointed officials, employees or volunteers of the school district. The maximum cost per person for such a dinner shall not exceed \$50.00.

Adopted on: July 9, 2018

Revised on: _____

Reviewed on: _____

National FBLA Costs - Anaheim 2025

Nebraska FBLA Travel Package (Airfare, Lodging and Shuttles) - \$1,134 pp

Quad Room x

2.....\$2,268.00

Conference Registration

\$197.00 x 2.....\$394.00

Misc. Costs (FBLA Night Tickets, Trading Pins, Disneyland Pass)

\$261 x 2.....\$522.00

Meals

(FBLA Stipend of \$200.00 each then the rest out of pocket).....\$400.00

FBLA Total

Cost.....\$1,316.00

District Total Cost.....\$2,268.00



Omaha Division
2901 Cuming Street
PO Box 3825
Omaha, NE 68131-2108
(402) 344-4321

Date: 04-14-2025

Ravenna Public School
Box 84A 41750 Carthage Road
Ravenna, NE 68869

Dear Superintendent or Food Service Director,

Hiland Dairy is pleased to submit for your consideration the following quote for **Dairy Products** for the 2025-2026 school year. Bid prices are for paper Half Pints.

Due to the volatility of the market, we will be offering school bids on an escalator basis only for the 2025-2026 school year.

If possible, please include a 2025-2026 School Calendar with your bid. This will help us know when school is in session during the school year.

<u>Product</u>	<u>Product #</u>	<u>Escalator</u>
Half Pint 1%	9171	.4475
Half Pint Choc FF	9178	.4600
Half Pint Strawberry FF	9177	.4600
Gallon 1%	1346	5.5216

Bid is accepted

Bid is declined

Please submit form to:
Hiland Dairy
401 N. Shady Bend Road
Grand Island, NE 68801
Phone: 308-384-1371
Fax: 308-384-4909

The above Bid is accepted by the Superintendent or Food Service Director.

Signed _____ Name of School _____

Acceptance Date: _____ First day of breakfast or lunch: _____ Esc. / De-Esc. Month: April

Thank you,

Clint Bucknell
Grand Island Branch Manager
cbucknell@hilanddairy.com

Milk Escalator / De-Escalator Pricing Clause (DFA Supplied)

The pricing quoted is based on **April's 2025** Federal Milk Marketing Order for Class I Skim and Class I Butterfat. This pricing is subject to change as the cost of raw milk changes each month according to the USDA Federal Milk Market Price Announcements and Dairy Farmers of America.

The cost of milk fluctuates up and down each month based on the cost changes in raw milk. Changes of a minimum of \$.10 per CWT (up or down) will move the cost of a half pint \$.00054.

Prices will also be adjusted up or down based on cost changes in packaging, ingredients, labor, fuel, juice concentrate, re-sale products (ex. Tropicana, Sport Shake), etc. Supporting documentation will be supplied upon request.

All price changes will become effective on the 1st day of the month following the price announcement.

2025 Pay Rate

Doniphan-Trumbull

Head Wrestling Program

Head Boys 15.17% jumping to 18% next year

Head Girls 15.17% jumping to 18% next year

Head JH

Possibly adding assistant 10.25% max

Ord

Head Boys 9% to 18%

Assist. Boys 6.3% to 12.6%

Head Girls 9% to 18% 1-10 year exp.

Assist. Girls 6.3% to 12.6%

1 Jr. High 5% to 8.6%

Gibbon

Head Boys 13% Step one

Assist. Boys 11%

Head Girls 13% Step one

Assist. Girls 11%

2 Jr. High

Head Girls 4.50%

Assist. Girls 3%

Wood River

Head Boys 9% floor \$5500

Assist. Boys 5.60% floor \$2750

Head Girls 9% floor \$5500

2 Assist. Girls 5.60% floor \$2750

2 Jr. High 3% floor 2200

Central City

Head Boys 15.5% to 19.5%

Assist. Boys 9.75% to 13.75%

Head Girls 15.5% to 19.5%

JH Head Girls 5.25% to 9.25% looking to bump a coach or 2 as numbers increase

St. Paul

Head Boys
Assist. Boys
Head Girls
Assist. Girls
1 Jr. High

Centura

Head Boys	12% to 14.7%
Assist. Boys	8% to 10.7%
Head Girls	12% to 14.7%
Assist. Girls	8% to 10.7%
Jr. High Head	6% to 8.7%
Jr. High Assist.	4% to 6.7%

ALC

Head Boys	11% to 14%	Same coaches do boys and girls together
Assist. Boys	8% to 9.4%	
Head Girls	11% to 14%	
Assist. Girls	8% to 9.4%	
Jr. High Head	5.6% to 7%	
Jr. High Assist	5.6% to 7%	

One Act	director	asst	
August	20	14	
Sept	18	12	
Oct	20	16.25	
Nov	30	25.5	
Dec.	30	30	
**3-4 contest non School Employee	30		Kelley was on contracted time for most contest
Total Hours	148	97.75	

: so those hours were not included in extra duty.

Superintendent Pay Transparency Notice—Proposed Contract for Ken Schroeder

meeting to be held on May 12, 2025 at 8:00 pm at the Ravenna Public Schools High School Library in Ravenna, Nebraska.

After the 2025/26 school year, how many years remain on the contract:

1

The estimated costs to the district for the 2025/26 year and future years are listed below:

	2025/26 Base Pay, Additional Compensation & Benefits	Future Base Pay, Additional Compensation & Benefits per Contract	TOTAL CONTRACT COST
Base Pay for the Total FTE	\$ 154,891.00	\$ 154,891.00	\$ 309,782.00
Compensation for activities outside of the regular salary:			
• <i>Extended contracts / Activities outside of regular salary</i>			\$ -
• <i>Bonus/Incentive/Performance Pay</i>			\$ -
• <i>Stipends</i>			\$ -
• <i>All other costs not mentioned above</i>			\$ -
Benefits and Payroll Costs Paid by district:			
• <i>Insurances (Health, Dental, Life, Long Term Disability)</i>	\$ 33,000.00	\$ 33,000.00	\$ 66,000.00
• <i>Cafeteria Plan Stipend</i>			\$ -
• <i>Cash in lieu of insurance</i>			\$ -
• <i>Employee's share of retirement, deferred compensation, FICA and Medicare if paid by the district</i>	\$ 27,500.00	\$ 27,500.00	\$ 55,000.00
• <i>District's share of retirement, FICA and Medicare</i>			\$ -
• <i>IRS value of housing allowance</i>			\$ -
• <i>IRS value of vehicle allowance</i>			\$ -
• <i>Additional leave days</i>			\$ -
• <i>Annuities</i>			\$ -
• <i>Service credit purchase</i>			\$ -
• <i>Association / Membership dues</i>	\$ 1,500.00	\$ 1,500.00	\$ 3,000.00
• <i>Cell Phone/Internet reimbursement</i>			\$ -
• <i>Relocation reimbursement</i>			\$ -
• <i>Travel allowance/reimbursement</i>	\$ 1,000.00	\$ 1,000.00	\$ 2,000.00
• <i>Mileage Allowance</i>	\$ 1,000.00	\$ 1,000.00	\$ 2,000.00
• <i>Educational tuition assistance</i>			\$ -
• <i>All other benefit costs not mentioned above</i>			\$ -
Totals:	\$ 218,891.00	\$ 218,891.00	\$ 437,782.00

SUPERINTENDENT'S CONTRACT OF EMPLOYMENT RAVENNA PUBLIC SCHOOLS

THIS CONTRACT is made by and between the **Board of Education of Ravenna Public Schools**, legally known as **Buffalo County School District 10-0069**, and referred to as "the Board" and "the School District" respectively, and Dr. Ken Schroeder, referred to herein as "the Superintendent". In accordance with its action taken and recorded in the minutes of a duly advertised board meeting, the Board agrees to employ the Superintendent, and the Superintendent agrees to accept such employment, subject to the terms and conditions set forth herein.

Section 1. Term of Contract. The Superintendent shall be employed for a period of 2 year(s) beginning on July 1, 2025, and expiring on June 30, 2027. References to "contract year" shall mean each period from July 1st through June 30th. The Superintendent's generally expected working days shall consist of all days Monday through Friday, but generally not Saturdays and Sundays and any holidays or leave days provided in this Contract. However, the Superintendent will work all days necessary to complete the Superintendent's duties, even if those are weekend days or holidays. The Superintendent shall keep complete and accurate records of working days and shall provide the Board of Education with a report of the accumulated working days at least quarterly.

Section 2. Renewal of Contract. If a Board representative does not inform the Superintendent in writing on or before **the seventh day after the regular December 2025 board meeting** (and each December thereafter) of the Board's intention to consider the nonrenewal or amendment of this contract, the contract will automatically renew for a period of **one year** from and after the expiration date provided in Section 1 of this contract. The Superintendent shall remind the Board in writing of this provision no later than **its regular November meeting** of each applicable year in which this contract may renew, starting in November 2025, and shall make the renewal of the Superintendent's employment contract an agenda item for the regular **December** board meeting during each applicable contract year. At the time of each contract renewal and/or amendment, the Superintendent shall be responsible for taking all necessary steps to insure that the School District has complied with the Superintendent Pay Transparency Act.

Section 3. Salary. The Superintendent's salary for the contract year shall be \$154,891.00 which shall be paid in 12 equal monthly installments consistent with the District's regular payroll cycle. The Board shall not reduce the Superintendent's salary during the term of the contract, but may increase it and/or the benefits during the term of this contract, as an amendment to the contract, without the amendment constituting a new contract, requiring a hearing, or extending the term of this contract.

Section 4. Deductions. This contract shall conform to the statutes and regulations governing deductions from compensation. The Superintendent authorizes the District to deduct or withhold from each and every period of pay any amounts necessary to offset any damages caused by the Superintendent or the value of property or money entrusted to the Superintendent or owed by the Superintendent to the District during the course of or as a result of the Superintendent's employment, if such property or money have not properly been returned to the District. The school district shall withhold other deductions as the Superintendent and Board may agree.

Section 5. Professional Status. The Superintendent affirms that he is not under contract with any other board of education covering any part or all of the term provided in this contract. Throughout the contract term, he will hold a valid and appropriate certificate to act as a Superintendent of schools in the State of Nebraska which he will register and maintain on file in the school district's central administrative office. This contract shall not be valid and the Board will not compensate the Superintendent for any service performed prior to the date that he registers his certificate. The Superintendent represents that: (1) all information he provided in connection with his application for employment with the District was true and accurate at the time of application, and if there is or has been a material change in such information, he will advise the Board immediately; (2) he has never been convicted of or plead no contest to, a felony as defined in Title 92, Chapter 21, Sections 003.11 and 003.13 of the Nebraska Administrative Code ("Rule 21"), or any offense involving moral turpitude, abuse, neglect, or sexual misconduct, as defined in Title 92, Chapter 21, Sections 003.12 and 003.13 of the Nebraska Administrative Code; and (3) he has not had any professional licenses or certificates suspended or revoked.

Section 6. Superintendent's Duties. The Superintendent's duties shall be as prescribed by statute and by Board policies, rules, regulations and directives. The Superintendent agrees to devote his time, skill, labor and attention to his duties throughout the contract term. He shall be subject to the direction and control of the Board at all times and shall perform such administrative duties as the Board assigns to his. By agreement with the Board, he may undertake consultative work, speaking engagements, writing, lecturing, or other professional duties and obligations as long as they do not interfere with carrying out his duties and obligations to the school district.

Section 7. Board-Superintendent Relationship. The Board shall be primarily responsible for formulating and adopting policy. The Superintendent shall be the chief administrative officer for the district and shall be responsible for implementing Board policy. He shall organize the administrative and supervisory staff, and select, place, and transfer personnel with the concurrence of the Board. He is responsible for administering the instruction of students and

the business affairs of the school district. The Board members agree, individually and collectively, to promptly refer all criticisms, complaints, and suggestions called to their attention to the Superintendent for action, study and/or recommendation, as appropriate.

Section 8. Cancellation or Mid-Term Amendment. The Board may cancel or amend this contract during its term for any of the following reasons: (a) the cancellation, termination, revocation, or suspension of the Superintendent's certificate (Nebraska Administrative and Supervisory Certificate, or the Nebraska Professional Administrative and Supervisory Certificate) by the State Board of Education; (b) any of the reasons set forth in this contract; (c) the breach of any of the material provisions of this contract; (d) incompetence; (e) neglect of duty; (f) unprofessional conduct; (g) insubordination; (h) conduct involving moral turpitude; (i) physical or mental incapacity; (j) immorality; (k) conviction of a felony; (l) any conduct that substantially interferes with the Superintendent's continued performance of his duties; (m) any arrest, criminal charge, or criminal conviction of Superintendent or the failure to report the same; (n) any filing against the Superintendent under Neb. Rev. Stat. Section 43-247 or any other provision of the Nebraska Juvenile Code for child abuse and/or neglect or the failure to report the same; (o) knowingly falsifying school district records or documents; (p) misrepresentation of fact to the district and its personnel in the conduct of the district's official business; (q) the use or possession of illegal drugs or controlled substances except as prescribed by a physician; or (r) being under the influence of illegal drugs, controlled substances, or alcohol while on school grounds, at school events, or in a vehicle owned, leased or contracted by the district except as prescribed by a physician. The procedures for cancellation or amendment shall be in accordance with state statutes. The parties agree that the Superintendent's failure to comply with his duties under Section 2 (Renewal of Contract) or Section 15 (Evaluation) shall constitute a material breach of this contract.

Section 9. Disability. If the Superintendent is unable to perform his duties by reason of illness, accident or other disability beyond his control, and the disability continues for a period of more than 90 days or if the disability is permanent, irreparable, or of such a nature as to make performance of his duties impossible, the Board may initiate action to cancel this contract, whereupon the respective rights, duties and obligations of the parties hereunder shall terminate, with the exception of any benefits to be paid to the Superintendent under any insurance coverage furnished by the district.

Section 10. Transportation. The Board shall provide the Superintendent with transportation or reimburse his for mileage required in the performance of his official duties at the then-current IRS rate.

Section 11. Fringe Benefits. The Board shall provide the Superintendent with the following fringe benefits:

- a. Health Insurance.** The Superintendent will have access to health insurance through the District's health insurance carrier for the employee; employee and children; employee and spouse; or employee, spouse, and children (as applicable)
- b. Dental Insurance.** The Superintendent will be provided family dental insurance that is available to certificated staff through the District's health insurance carrier.
- c. Life Insurance.** Term life insurance with a total death benefit of \$50,000.00 with the option to purchase an additional \$50,000 of coverage.
- d. Sick Leave.** The Superintendent shall be entitled to 10 days of sick leave per year, after the initial contract year, which may accumulate to a total of 30 days. For the initial contract year, the Superintendent will be given 20 sick leave days (the standard 10, plus 10 additional banked). Sick leave may only be used for personal illness or as otherwise provided in District policy. If the Superintendent qualifies for disability pay under the long-term disability policy, the Superintendent shall be required to take the disability pay instead of sick leave pay. The Superintendent shall keep complete and accurate records of sick days accrued and used and shall provide the Board with a report of accumulated sick days at least quarterly and upon request. The Superintendent shall not be compensated for unused days of sick leave upon the ending of employment with the District.
- e. Vacation Leave.** The Superintendent shall receive 20 vacation days for the initial contract year and up to 20 vacation days per contract year thereafter, with a maximum accrual of 30 total days. The Superintendent may use these days at times the Superintendent chooses so long as the absence does not interfere with the proper performance of the Superintendent's duties. Any extended vacation period while school is in session will require advance approval by the Board, and the parties will cooperate in arranging vacation time so as to cause the least inconvenience to the normal operation of the District. After the initial contract year, all unused vacation days will carry over to the next contract year, and the Board shall give the Superintendent up to 20 additional days, so long

as the Superintendent's total of carried plus new days does not exceed 30. For example, if the Superintendent uses 12 days in year 1, the Board will provide the Superintendent with 20 days the following year to bring the total vacation days up to 28; if the Superintendent carries over 15 days, the Superintendent will be given 15 days to bring the total to 30 days. The Superintendent shall develop a system for recording use of vacation days and shall keep such records current and on file in the District's central office. The Superintendent shall keep complete and accurate records of all vacation days and shall provide the Board of Education with a report of accumulated vacation days at least quarterly and upon request. The Board may require the Superintendent to use vacation days and shall compensate the Superintendent for unused vacation days upon the conclusion of employment at a rate of \$1.00 per day.

- f. Holidays.** The Superintendent shall receive the following holidays off without loss of pay or having to take a paid leave day: New Year's Day, Memorial Day, Fourth of July, Labor Day, Thanksgiving Day, Christmas Day.
- g. Disability Insurance.** The Superintendent shall purchase long-term disability insurance from the school district's carrier at his own expense. The Board will increase his salary by the amount of the premium cost.
- h. Professional Development.** The Superintendent is expected to continue his professional development and to participate in relevant learning experiences. With the approval of the Board, he may attend appropriate professional meetings at the local, state, regional and national level; and the Board will pay for valid expenses of attendance. If the Superintendent attends a national convention and does not return following the initial year of employment as Superintendent, the Superintendent agrees to repay the District in full for national convention expenses paid by the District.
- i. Professional Dues.** The school district will pay the annual dues for the Superintendent's membership in the following organizations: American Association of Superintendents; Nebraska Council of School Administrators.
- j. Physical Examination.** The Superintendent may voluntarily undergo a physical examination. The Superintendent agrees

that he will authorize the physician performing each such examination to provide the Board with all records, results and medical judgments of the examination. Up to \$200 of the cost of such physical examination and physician's reports which are not paid for by the Superintendent's insurance coverage shall be paid by the District.

k. Cell Phone. The Superintendent shall be required to purchase and maintain a cell phone and cell plan so that the Superintendent can be reached at all times for work-related emergencies or while away from school grounds during the work day.

i. Expense Reimbursement. The Board shall pay or reimburse the Superintendent for expenses that are actually, necessarily, and reasonably incurred in attending educational seminars, conventions, and workshops; conferences; training programs; official school functions, hearings or meetings, provided that (1) such payment or expense is authorized by the Local Government Miscellaneous Expenditures Act (Neb. Rev. Stat. § 13-2201 *et seq.*) or some other provision of law, and (2) the Superintendent shall secure the prior approval of the Board before incurring any such expense when the anticipated aggregate expense of any single event is \$1,000.00 or more.

Section 12. Principal Residence/Domicile in School District. The Superintendent shall have his domicile and principal residence within the boundaries of the District as they exist on the first duty day for the Superintendent under the terms of this contract; and, the Superintendent shall maintain his domicile and residence within the boundaries of the District during the term of this agreement, or any renewal, amendment, or continuation thereof, except as otherwise provided herein. If the Superintendent is in his first year of employment with the District and does not have his domicile and principal place of residence within the District at the time of his employment, the Superintendent shall move his domicile and principal place of residence into the corporate limits of the District before the expiration of the first six months from the Superintendent's first duty day under this contract. It is the purpose of this paragraph to require the Superintendent to, at all times during such employment, live and maintain his domicile and principal place of residence in the District to encourage the Superintendent: (1) to be highly motivated and deeply committed to the District's educational system; (2) to speak to and vote on ballot issues affecting the district as a legal voter of the school district; (3) to be involved in school and community activities bringing his in contact with parents and community leaders and be committed to the future of the district

and its schools; (4) to be accessible to parents and students, and allow parents and students to become personally acquainted with the Superintendent; and, (5) to gain sympathy and understanding for the cultural basis of the community, and the social, economic, and environmental problems of the children of the school community and are thus less likely to be considered isolated from the community in which he is the educational leader.

Section 13. No Penalty for Release or Resignation. There shall not be a penalty for the release or resignation of the Superintendent from this contract; provided no resignation shall become effective until the expiration of the contract unless it is accepted by the Board, and the Board shall fix the date at which the resignation shall take effect.

Section 14. Compensation Upon Termination and Credit for Accrued Vacation. Upon lawful termination of this contract for any reason, the compensation to be paid hereunder shall be an amount which bears the same ratio to the annual salary specified as the number of months or fraction thereof to the date of such termination bears to the 12 months in the annual salary period in which termination occurs. The Superintendent shall refund any portion of the salary he was paid but had not earned prior to the date of termination of this contract. He shall be paid for any unused vacation days at the daily compensation rate then in effect at the termination of employment.

Section 15. Evaluation. The Board shall evaluate the Superintendent twice during his first year of employment and at least once each year thereafter. The first evaluation during the first year of employment and the yearly evaluations after the first year of employment shall occur no later than the **regular December meeting**. The Superintendent shall: remind the Board members in writing of this provision no later than its **regular November meeting**; make his evaluation an agenda item for the regular **December** board meeting during each year of this contract; and provide them with the written evaluation instrument that is on file with the Nebraska Department of Education.

Section 16. Legal Actions. The Board will support the Superintendent if there is a legal dispute caused by his carrying out his duties properly. If a legal action, including a professional practice complaint, is threatened or filed against the Superintendent as a result of his performance of his duties or his position as Superintendent of the district, the Board will provide his with a legal defense to the maximum extent permitted by law so long as he acted in good faith and in a manner which he reasonably believes to be in or not opposed to the best interests of the district and, with respect to any criminal action or proceeding, had no reasonable cause to believe that his conduct was unlawful.

Section 17. Physical or Mental Examination. The Superintendent agrees that, at the request of the Board, he will have a comprehensive physical

and/or mental examination performed by one or more licensed physicians or psychologists of the Board's choosing during the term of this Contract. In deference to the requirements of the Americans with Disabilities Act and HIPAA, the physician's report to the Board must address whether the Superintendent is able to perform the "essential functions" of his position.

Section 18. Disciplinary Action. The parties agree that the Board president may place the Superintendent on paid leave by delivering written notice of the same when the Board president determines it is in the best interests of the school district to do so. The paid leave shall continue unless and until a majority of the Board determines otherwise at a duly convened meeting. The Board may suspend the Superintendent without pay for a period not to exceed thirty (30) working days. Prior to suspending the Superintendent without pay, the Board president or secretary shall deliver a written notice to the Superintendent advising his of the alleged reasons for the proposed action and provided the opportunity to present his version of the facts. Within seven calendar days after receipt of such notice, the Superintendent may make a written request to the secretary of the school board for a formal due process hearing under section 79-832. If such a request is not delivered within such time, the action of the Board shall become final.

Section 19. Governing Laws. The parties shall be governed by all applicable state and federal laws, rules, and regulations in performance of their respective duties and obligations under this contact.

Section 20. Amendments to be in Writing. This contract may be modified or amended only by a writing duly authorized and executed by the Superintendent and the Board.

Section 21. Severability. If any portion of this contract is declared invalid or unenforceable by a court of competent jurisdiction, such declaration shall not affect the validity or enforcement of the remaining provisions of this contract.

IN WITNESS WHEREOF, the parties have executed this contract on the dates indicated below.

Executed by the Board this 12th day of May, 2025.

President, Board of Education

Secretary, Board of Education

Executed by the Superintendent this 12th day of May, 2025.

Superintendent

3030 Automatic External Defibrillator (AED) Program

An automatic external defibrillator (AED) is a portable device used to induce electrical stimulation to the heart muscle in the event of a potential cardiac arrest. The school district has a limited number of AEDs in its facilities. The location of the AEDs will be determined by the AED Program Coordinator in consultation with members of the school district administration and the local fire/EMS department. The presence of AEDs in certain locations in selected district buildings does not imply that AEDs will generally be available in all locations or in all district buildings. Likewise, the district does not make any promise, express or implied, that a trained staff member will be available to operate the AED in the event of a potential cardiac arrest.

1. Equipment

Equipment shall be an automated external defibrillator in working condition that meets standards established by the Federal Food and Drug Administration and is in compliance with the manufacturer's maintenance schedule. Gifts, grants and donations, including in-kind donations, designated for obtaining an automated external defibrillator, or for inspection, maintenance or training in the use of an automated external defibrillator will be accepted and placed into a special district account to assist in obtaining and maintaining AEDs.

When the school acquires an AED it will notify the local emergency medical service of the existence, location, and type of the AED, and will notify EMS of any change in the location of such defibrillator. If an AED is located in a bus or other school vehicle, only the primary site where the vehicle or object is located will be reported to EMS.

2. Program Coordinator

a. The School District's AED Program Coordinator is Ravenna Public School's Nurse.

b. The Program Coordinator shall:

- Consult with the school's administration and the medical advisor to develop a written protocol for the use of AEDs, and post such protocol near each AED
- Select employees for AED training

- Arrange for appropriate training of anticipated users at least annually
- Maintain a training schedule that includes the names of those trained and dates both of current training and dates for recertification.
- Check equipment according to the manufacturer's guidelines and take appropriate action in the event of any variance or need
- Maintain on file a specification sheet on each approved AED model
- Monitor the effectiveness of this system
- Communicate with medical director on issues related to medical emergency response program including post-event reviews
- Coordinate with the local fire department and police department
- Take appropriate steps after an AED event, including sharing of data with appropriate medical and EMS personnel, cleaning, replacing or recharging components of the AED as appropriate.

3. Medical Oversight

- a. The medical advisor of the AED program is Dr. Michael Finkner, MD.
- b. The medical advisor has ongoing responsibility for:

- Providing medical direction for use of AEDs
- Writing a prescription for AEDs
- Reviewing and approving guidelines for emergency procedures related to use of AEDs and cardio pulmonary resuscitation
- Evaluation of post-event review forms and digital files downloaded from the AED

4. Volunteer Responders

Anyone may, at their discretion, provide voluntary assistance to victims of medical emergencies. The extent to which these individuals respond shall be appropriate to their training and experience, and may include CPR, AED or medical first aid.

Adopted on: May 8, 2017

Revised on: _____

Reviewed on: _____

3030 Automatic External Defibrillator (AED) Program

An automatic external defibrillator (AED) is a portable device used to induce electrical stimulation to the heart muscle in the event of a potential cardiac arrest. The school district has a limited number of AEDs in its facilities. The location of the AEDs will be determined by the AED Program Coordinator in consultation with members of the school district administration and the local fire/EMS department. The presence of AEDs in certain locations in selected district buildings does not imply that AEDs will generally be available in all locations or in all district buildings. Likewise, the district does not make any promise, express or implied, that a trained staff member will be available to operate the AED in the event of a potential cardiac arrest.

1. Equipment

Equipment shall be an automated external defibrillator in working condition that meets standards established by the Federal Food and Drug Administration and is in compliance with the manufacturer's maintenance schedule. Gifts, grants and donations, including in-kind donations, designated for obtaining an automated external defibrillator, or for inspection, maintenance or training in the use of an automated external defibrillator will be accepted and placed into a special district account to assist in obtaining and maintaining AEDs.

When the school acquires an AED it will notify the local emergency medical service of the existence, location, and type of the AED, and will notify EMS of any change in the location of such defibrillator. If an AED is located in a bus or other school vehicle, only the primary site where the vehicle or object is located will be reported to EMS.

2. Program Coordinator

a. The School District's AED Program Coordinator is Ravenna Public School's Nurse.

b. The Program Coordinator shall:

- Consult with the school's administration and the medical advisor to develop a written protocol for the use of AEDs, and post such protocol near each AED

- Select employees for AED training
- Arrange for appropriate training of anticipated users at least annually
- Maintain a training schedule that includes the names of those trained and dates both of current training and dates for recertification.
- Check equipment according to the manufacturer's guidelines and take appropriate action in the event of any variance or need
- Maintain on file a specification sheet on each approved AED model
- Monitor the effectiveness of this system
- Communicate with medical director on issues related to medical emergency response program including post-event reviews
- Coordinate with the local fire department and police department
- Take appropriate steps after an AED event, including sharing of data with appropriate medical and EMS personnel, cleaning, replacing or recharging components of the AED as appropriate.

3. Medical Oversight

- a. The medical advisor of the AED program is Dr. Brad Rodgers, MD.
- b. The medical advisor has ongoing responsibility for:
 - Providing medical direction for use of AEDs
 - Writing a prescription for AEDs
 - Reviewing and approving guidelines for emergency procedures related to use of AEDs and cardio pulmonary resuscitation
 - Evaluation of post-event review forms and digital files downloaded from the AED

4. Volunteer Responders

Anyone may, at their discretion, provide voluntary assistance to victims of medical emergencies. The extent to which these individuals respond shall be appropriate to their training and experience, and may include CPR, AED or medical first aid.

Adopted on: May 8, 2017

Revised on: May 12, 2025

Reviewed on: May 12, 2025



2 Stonewood Drive
Freeport, ME 04032

Phone: (888) 302-2519
Fax: (888) 302-2519
info@waysidepublishing.com
www.waysidepublishing.com
TIN: 27-1825295
[Wayside Publishing W-9](#)

Quote

Quote #: Q-159169
Date: 4/16/2025
Expiration Date: 8/14/2025

Quote To:

Ravenna Sr High School
Attn: Accounts Payable
41750 Carthage St
Ravenna, NE 68869
US

Ship To:

Ravenna Sr High School
Attn: Alison Yendra
41750 Carthage Road
Ravenna, NE 68869
US

EntreCulturas 1-3 Student Materials

QTY	ISBN	DESCRIPTION	SUBSCRIPTION LENGTH (Years)	LIST PRICE	EXTENDED PRICE
15	9781641596305	EntreCulturas - Spanish 1; Copyright 2026, Student Hardcover Print and Digital	2	\$3,092.85	\$2,474.25
9	9781641596312	EntreCulturas - Spanish 1; Copyright 2026, Student Digital Package	2	\$925.65	\$740.52
12	9781641596510	EntreCulturas - Spanish 2; Copyright 2026, Student Hardcover Print and Digital	2	\$2,474.28	\$1,979.40
6	9781641596527	EntreCulturas - Spanish 2; Copyright 2026, Student Digital Package	2	\$617.10	\$493.68
12	9781641599986	EntreCulturas - Spanish 3; Copyright 2026, Student Hardcover Print, Replacement Book Only (ISBN:9781641599986)		\$1,271.16	\$1,016.88
EntreCulturas 1-3 Student Materials TOTAL:					\$6,704.73

Shipping & Tax

QTY	ISBN	DESCRIPTION	SUBSCRIPTION LENGTH (Years)	LIST PRICE	EXTENDED PRICE
1		Sales Tax		\$348.09	\$348.09

QTY	ISBN	DESCRIPTION	SUBSCRIPTION LENGTH (Years)	LIST PRICE	EXTENDED PRICE
1		Shipping and Handling		\$495.75	\$495.75
Shipping & Tax TOTAL:					\$843.84

TOTAL: \$7,548.57

Notes:

Return Policy Notice:

Distributor Purchases: Returns must be initiated through our Return Authorization process within 60 days of delivery.

School/District Purchases: Returns must be initiated through our Return Authorization process within 30 days of delivery.

Please view our full [returns policy](#) and follow the return authorization process to begin a return.

For any other inquiry, visit Customer Service at support.waysidepublishing.com.

Click below to read our complete Privacy Policy: <https://www.waysidepublishing.com/privacy-policy>



907 W. Oklahoma • PO Box 484 • Grand Island, NE 68802 • Phone: 308-384-2881

April 16, 2025

Ravenna Schools
Attn: Ken Schroeder

ken.schroeder@ravennabluejays.org

RE: Mini-split system for Concession Stand

- 1 Mitsubishi PKA-A24HA7 2 ton wall mount air handler
- 1 Mitsubishi PUY-A24NKA7 2 ton Heat Pump
- Refrigeration lines
- 1 Condensate pump
- 1 Condenser pad
- Wireless remote kit
- Wind baffles
- Labor
- Sales tax

Installed For The Sum Of: \$7,600.00

Bid does NOT include electrical connections

Customer Signature

Date



HEATING

LENNOX

COOLING



Food and Nutrition Service

U.S. DEPARTMENT OF AGRICULTURE

Guidance for the Contiguous States PLE Tool for SY 2024-2025

Please review before moving to the Instructions Tab as the following information will help ensure SFAs are compliant with establishing prices for paid lunches per 7 CFR 210.14(e). For additional guidance, please refer to the following memos:

[SP 39-2011 Revised](#) Child Nutrition Reauthorization 2010: Guidance on Paid Lunch Equity and Revenue from Nonprogram Foods

[SP 14-2024](#) Paid Lunch Equity: Guidance for School Year 2024-25

SY 2024-25 Paid Lunch Equity Calculations

SFAs who on a weighted average charged less than the target weighted average price of **\$3.85** for paid lunches in SY 2023-24 are required to make an adjustment to their weighted average paid lunch price for SY 2024-25. This adjustment will be made by adding a 2% rate increase plus the most recent Consumer Price Index (8.27%) to the weighted average paid lunch price from SY 2023-24.

To calculate the Weighted Average Price Requirement for SY 2024-25, SFAs will need the Unrounded Weighted Average Price Requirement from SY 2023-2024.

Example: The PLE Tool from SY 2023-24 calculated that the unrounded weighted average price requirement was \$2.98. Although \$2.95 (which is the requirement rounded down to the nearest 5 cents) is what the SFA used to make their calculations on how they would meet the requirement for SY 2023-24, the \$2.98 price is what will be used to determine the Weighted Average Price

Once the weighted average price requirement for SY 2024-25 has been calculated, SFAs will need to decide how they want to meet it. SFAs have 3 methods to choose from:

Method 1. Raise the Weighted Average Price of Paid Lunches.

Method 2. Contribute Revenue from non-Federal Sources to the Nonprofit School Food Service Account.

Method 3. Split the Requirement by Raising the Weighted Average Price of Paid Lunches AND Contributing Revenue from non-Federal Sources to the Nonprofit School Food Service Account (Combining Methods 1 and 2).

Details on how to make calculations based on the method chosen can be found in the Instructions Tab.

Shortfalls/Credits

While the maximum required price increase shall not exceed 10 cents, SFAs may increase their paid lunch price by more than 10 cents if they choose to.

- If the SFA decides to raise its weighted average price up to the 10 cents mark, any remaining shortfall will be added to next year's calculations.
- If the SFA decides to raise its weighted average price past the 10 cents mark, any additional funds will be carried over as a credit and subtracted in next year's calculations.

SFAs should keep sufficient records to document any shortfall or credit that needs to be carried into the calculations. The PLE Report generated each school year is a great reference to have as it captures the shortfall and credit that should be carried forward for the following year.

Revenue from Non-Federal Sources

When SFAs choose either Methods 2 or 3 to meet the weighted average price requirement, the PLE tool will calculate the amount of revenue from non-Federal sources that must be added to the nonprofit food service account. This amount is the product of the annual number of paid lunches from the most recent school year with finalized data multiplied by the difference between the rounded down weighted average price requirement and the SFAs current weighted average paid lunch price.

For this PLE tool, SFAs will use the annual number of paid lunches from SY 2022-2023 to make this calculation given that the finalized number for SY 2023-24 will be unknown when SFAs are completing the tool.

Types of Non-Federal Revenue Sources

FNS has defined allowable non-Federal revenue sources as any contribution that is for the direct support of paid lunches that is not prohibited under 7 CFR 210.14(e)(5)(ii). SFAs may count the following contributions as non-Federal revenue sources:

- Per lunch reimbursements for paid lunches provided by State or local governments;
- Funds provided by organizations, such as school-related or community groups, to support paid lunches;
- Any portion of State revenue matching funds that exceeds the minimum requirement, as provided in 7 CFR 210.17, and is provided for paid lunches; and
- A proportion attributable to paid lunches from direct payments made from school district funds to support the lunch service.

Using the PLE Tool

Detailed instructions on how to use the PLE Tool can be found in the Instructions Tab. It is highly recommended that SFAs read the instructions in their entirety before beginning their calculations. SFAs may find it helpful to print the instructions tab as well as this guidance to reference when completing the tool.

The PLE tool assists SFAs by calculating the:

- Weighted Average Price Requirement for SY 2024-25;
- Required Weighted Average Price Increase for SY 2024-25; and
- Required Revenue from non-Federal Sources for SY 2024-25.

SFAs have the choice on which method they would like to use to meet the weighted average price requirement for the school year. Regardless of which method is chosen, the tool will take into account any shortfall or credit being carried over from SY 2023-24 into the calculations for SY 2024-25. The tool will also determine whether any shortfall or credit will need to be carried over from SY 2024-25 into the calculations for SY 2025-26.

Information Needed to Complete the PLE Tool

All SFAs will need the following to calculate the Weighted Average Price Requirement for SY 2024-25 and the required price increase:

- The Unrounded Price Requirement for SY 2023-24 OR the most recent school year for which data is available (If this value is not known, then the SFA will need the weighted average price for paid lunches from SY 2010-11);
- All paid lunch prices for October 2023;
- The number of paid lunches served associated with each paid lunch price for October 2023; and
- The total dollar amount of shortfall or credit being carried over from SY 2023-24.

SFAs who opt for Methods 2 or 3 and will be contributing revenue from non-Federal sources to the nonprofit food service account will also need:

- The total number of paid lunches served in SY 2022-2023

PLE Report

It is recommended that SFAs have the PLE Report from SY 2023-24 available for reference as much of the information needed to complete the PLE Tool for SY 2024-25 is summarized in that report.

SFAs will be able to generate a PLE Report for SY 2024-25 when calculations have been completed which will be helpful to reference when completing the tool that will be released for SY 2025-26.

To Review the Instructions for the PLE Tool:

[Instructions](#)

March 2024



SFA NAME: [TYPE SFA NAME HERE]

Paid Lunch Equity Tool for School Year 2024-2025 Instructions

The Paid Lunch Equity (PLE) Tool was created to help School Food Authorities (SFAs) calculate their new weighted average price requirement for the school year (SY) and determine what price increase is needed to meet the requirement. There are three methods for how SFAs can meet the requirement and the tool assists with making calculations based on the method chosen. This version of the PLE Tool only applies to SY 2024-2025 as a new version of the PLE Tool will be issued for SY 2025-26.

The SY 2024-25 PLE Tool consists of 8 tabs:

- Tab 1: [Guidance](#)
- Tab 2: [Instructions](#)
- Tab 3: [SY 24-25 Requirement Calculator](#)
- Tab 4: [SY 24-25 Price Raise Calculator](#)
- Tab 5: [SY 24-25 Non-Federal Calculator](#)
- Tab 6: [SY 24-25 Split Calculator](#)
- Tab 7: [SY 24-25 Report](#)
- Tab 8: [SY 10-11 Price Calculator](#)

SFAs will follow the specific instructions pertaining to the method they choose to meet the requirement and only use the calculator (tab) that corresponds to that method.

Reminders:

- The PLE Tool calculates the weighted average of all student paid lunch prices charged in the SFA.
- The maximum annual average price increase required will not exceed 10 cents. This may lead to some shortfall being carried over to the next school year as some SFAs will not be required to raise their weighted average price or contribute revenue from non-Federal sources to the nonprofit food service account due to this 10 cents cap.
- Depending on where the SFA is relative to the Weighted Average Price Requirement for SY 2024-25, a contribution less than 10 cents may be required.
- The SFA also has the option to do a price increase that exceeds the 10 cents cap with an additional contribution being carried over to the next school year as a credit.

Cells shaded this color designate data entry cells. The SFA must enter the applicable data in these cells for the tool to make the appropriate calculations.

Calculate the Weighted Average Price Requirement for SY 2024-25

To begin, SFAs will calculate the Weighted Average Price Requirement for SY 2024-25. To make this calculation SFAs will need the Unrounded Weighted Average Price Requirement for SY 2023-24 or the most recent school year for which data is available. This value can be found in the PLE Report from SY 2023-24 under Section 1, Box A.

If this value is not known, the SFA will need their Weighted Average Price for SY 2010-11 as it can be used to find the Unrounded Weighted Average Price Requirement for SY 2023-24.

If their Weighted Average Price for SY 2010-11 is not known, the SFA will need the number of paid lunches that were sold in October 2010 along with their associated prices. This data would be used to calculate the Weighted Average Price for SY 2010-11.

Step 1: SFAs will navigate to the [SY 24-25 Requirement Calculator](#) (located in Tab 3). If the Unrounded Price Requirement for SY 2023-24 or the most recent school year for which data is available is known, enter this value into cell A7 (shaded in green). The tool will calculate the Weighted Average Price Requirement for SY 2024-25 in cell B7.

(Optional Step): If the Unrounded Price Requirement for SY 2023-24 or the most recent school year is not known, SFAs will use the [Annual Unrounded Requirement Finder](#) (located in Tab 3) to calculate this value.

Enter the Weighted Average Price for SY 2010-11 into cell A13 (shaded in green) to populate the Unrounded Price Requirements for all previous school years. Enter the Unrounded Price Requirement for SY 2023-24 (found in cell B30) into cell A7 (shaded in green). The tool will calculate the Weighted Average Price Requirement for SY 2024-25 in cell B7.

(Optional Step): If the Weighted Average Price for SY 2010-11 is not known, SFAs will use the [SY 10-11 Price Calculator](#) (located in Tab 8) to calculate this value.

Enter the number of paid lunches sold in October 2010 with their associated prices in columns B and C (shaded in green) to obtain the Weighted Average Price for SY 2010-11(found in cell E16).

Enter the Weighted Average Price for SY 2010-11 into cell A13 (shaded in green) of the [Annual Unrounded Requirement Finder](#) (located in Tab 3) to populate the Unrounded Price Requirements for all previous school years. Enter the Unrounded Price Requirement for SY 2023-24 (found in cell B30) into cell A7 (shaded in green). The tool will calculate the Weighted Average Price Requirement for SY 2024-25 in cell B7.

At or Above Equity

If the Unrounded Price Requirement for SY 2023-24 (or the most recent school year for which data is available) is equal to or greater than \$3.85, cell B7 will say "At or Above Equity" and instruct SFAs to proceed to the report tab.

SFAs will navigate to [SY 24-25 Report](#) (located in Tab 7).

Step 1: SFAs will use the drop down menu in cell A9 to select "At or Above Equity". SFAs will enter their Weighted Average Price into cell B10 (shaded in green) which is a field that will only become visible when the "At or Above Equity" option is selected.

SFAs will save this report to show they are in compliance with the requirement and to reference back to when they complete the PLE tool for SY 2025-26.

Utilization of the SY 2024-25 PLE Exemption

If an SFA qualifies for the SY 2024-25 PLE exemption, they would not need to complete the PLE tool. However, it is recommended that documentation is maintained to show that an exemption was provided.

To obtain this documentation, SFAs will navigate to the [SY 24-25 Report](#) (located in Tab 7).

Step 1: SFAs will use the drop down menu in cell A9 to select "Utilization of the SY 2024-25 PLE Exemption". SFAs will then enter their Weighted Average Price into cell B10 (shaded in green). SFAs will certify that they had a positive or zero balance in the nonprofit school food service account as of June 30, 2023 by entering "Yes" into cell B11 (shaded in green). Both fields will only become visible when the "Utilization of the SY 2024-25 PLE Exemption" option is selected.

SFAs will save this report to show they are in compliance with the requirement and to reference back to when they complete the PLE tool for SY 2025-26.

Choose a Method to Meet the Calculated Weighted Average Price Requirement for SY 2024-25

Now that the Weighted Average Price Requirement has been calculated, SFAs will decide on the method they would like to use to meet the requirement. There are three methods SFAs can choose from:

Method 1: Raise the Weighted Average Price of Paid Lunches.

Method 2: Contribute Revenue from non-Federal Sources to the Nonprofit Food Service Account.

Method 3: Split the Requirement by Raising the Weighted Average Price of Paid Lunches AND Contributing Revenue from non-Federal Sources to the Nonprofit Food Service Account (Combining Methods 1 and 2).

The method that SFAs choose will determine which calculator (tab) of the PLE Tool will be completed.

Example 1: If an SFA opts for Method 1, then they would only need to complete the SY 24-25 Price Raise Calculator (Tab 4).

Example 2: If an SFA opts for Method 2, then they would only need to complete the SY 24-25 Non-Federal Calculator (Tab 5).

Example 3: If an SFA opts for Method 3, then they would only need to complete the SY 24-25 Split Calculator (Tab 6).

See the **SY 2024-2025 PLE Tools Flowchart** for a visual summary of the calculators (tabs) SFAs will complete based on the method chosen.

To complete the PLE Tool, SFAs will follow the instructions for the method they have selected.

Method 1: Raise the Weighted Average Price of Paid Lunches

This set of instructions are for SFAs who want to raise the weighted average price of paid lunches to meet the weighted average price requirement.

To begin SFAs will navigate to the [SY 24-25 Price Raise Calculator](#) (located in Tab 4).

For reference, the Weighted Average Price Requirement for SY 2024-25 will be located at the top of the calculator as well as the price requirement rounded down to the nearest 5 cents. All calculations conducted will be based off the price that is rounded down.

Step 1: Using the [SY 2023-24 Weighted Average Price Calculator](#) (located in Tab 4), SFAs will enter the number of paid lunches from October 2023 with their associated prices into columns B and C (shaded in green). Prices should be inclusive of all schools- elementary, middle, high, etc. The tool will calculate the Weighted Average Price for SY 2023-24 in cell E22. As a reminder, if the price is equal to or above the target price of \$3.85 then the SFA is compliant with the requirement. The tool will calculate the:

- Total Price Increase for SY 2024-25;
- Required Weighted Average Price for SY 2024-25 (Increase with the 10 cents cap);
- Remaining Shortfall to be Carried Forward to SY 2025-26; and
- Remaining Credit to be Carried Forward to SY 2025-26.

SFAs must determine whether any shortfall or credit needs to be carried forward from SY 2023-24 into SY 2024-25. This information can be found in the PLE Report from SY 2023-24 under Section 2.

- Any shortfall to be added into the calculations will be found in Block A: Remaining increase carried forward to SY 2024-25.
- Any credit to be subtracted from the calculations will be found in Block B: Remaining credit carried forward to SY 2024-25.

Step 2: SFAs will enter any shortfall or credit in cell A26 (shaded in green). Any shortfall will be entered as a negative value and any credit will be entered as a positive value.

Example 1: Block A states a shortfall of \$0.04 needs to be carried forward to SY 2024-25. The SFA would enter this shortfall as **-\$0.04** into cell A26.

Example 2: Block B states a credit of \$0.50 needs to be carried forward to SY 2024-25. The SFA would enter this credit as **\$0.50** into cell A26.

If no shortfall or credit needs to be carried forward to SY 2024-25, cell A26 will remain blank.

Once any shortfall or credit has been accounted for, the tool will adjust the:

- Total Price Increase for SY 2024-25;
- Required Weighted Average Price for SY 2024-25 (Increase with the 10 cents cap);
- Remaining Shortfall to be Carried Forward to SY 2025-26; and
- Remaining Credit to be Carried Forward to SY 2025-26.

(Optional Step): SFAs can use the [Pricing Estimation Calculator](#) (located in Tab 4) to determine how they want to distribute the price increase within the SFA to reach the Required Weighted Average Price for SY 2024-25. SFAs have the flexibility to raise individual student prices using many different price combinations.

SFAs will enter the number of paid lunches from October 2023 with their associated prices into Columns B and C (shaded in green). SFAs will then change the student paid lunch prices until the value in cell E50 reaches the Required Weighted Average Price for SY 2024-25 with the 10 cents cap.

Now that the calculations have been completed, SFAs will generate a report that summarizes what the Weighted Average Price Requirement for SY 2024-25 is and how the SFA will be meeting it.

To create this summary, SFAs will navigate to the [SY 24-25 Report](#) (located in Tab 7).

Step 3: Using the drop down menu in cell A9, SFAs will select "Method 1: Raise the Weighted Average Price of Paid Lunches". This will pull a summary of the calculations done in the SY 24-25 Price Raise Calculator to Section 2 of the report.

- Any remaining shortfall to be carried forward to SY 2025-26 will be pulled to Block A.
- Any remaining credit to be carried forward to SY 2025-26 will be pulled to Block B.

The SFA will enter the Weighted Average Price for SY 2024-25 into Block C, cell B15 (shaded in green).

SFAs will save this report to show that they are in compliance with the requirement and to reference back to when they complete the PLE tool for SY 2025-26.

Method 2: Contribute Revenue from non-Federal Sources to the Nonprofit Food Service Account

This set of instructions are for SFAs who want to contribute revenue from non-Federal sources to the nonprofit food service account to meet the weighted average price requirement.

To begin SFAs will navigate to the [SY 24-25 Non-Federal Calculator](#) (located in Tab 5).

For reference, the Weighted Average Price Requirement for SY 2024-25 will be located at the top of the calculator as well as the price requirement rounded down to the nearest 5 cents. All calculations conducted will be based off the price that is rounded down.

Step 1: If known, SFAs will enter the Weighted Average Price for SY 2023-24 into cell A10 (shaded in green). As a reminder, if the price is equal to or above the target price of \$3.85 then the SFA is compliant with the requirement. The tool will calculate the Total Price Increase for SY 2024-25 in cell B32.

If this price is not known, do not enter anything in cell A10 as it will link to the price SFAs manually calculate in the optional step below.

(Optional Step): Using the [SY 2023-24 Weighted Average Calculator](#) (located in Tab 5), SFAs will enter the number of paid lunches from October 2023 with their associated prices into Columns B and C (shaded in green). Prices should be inclusive of all schools- elementary, middle, high, etc. The tool will calculate the Weighted Average Price for SY 2023-24 in cell E27.

This price will automatically populate into cell A10 (shaded in green). If the link was accidentally erased, then SFAs would need to manually enter that value into cell A10. The tool will calculate the Total Price Increase for SY 2024-25 in cell B32.

Step 2: SFAs will enter the total number of student paid lunches served in SY 2022-23 into cell A32 (shaded in green). The tool will calculate the:

- Total Revenue from Non-Federal Sources for SY 2024-25;
- Amount of Revenue from Non-Federal Sources for SY 2024-25;
- Required Price Increase for SY 2024-25 (with the 10 cents cap);
- Required Amount of Revenue from non-Federal Sources for SY 2024-25 (with the 10 cents cap);
- Remaining Shortfall to be Carried Forward to SY 2025-26; and
- Remaining Credit to be Carried Forward to SY 2025-26.

SFAs must determine whether any shortfall or credit needs to be carried forward from SY 2023-24 into SY 2024-25. This information can be found in the SY 2023-2024 Report under Section 2.

- Any shortfall to be added into the calculations will be found in Block C: Remaining Annual Non-Federal Source Contribution carried forward to SY 2024-25.
- Any credit to be subtracted from the calculations will be found in Block D: Remaining credit carried forward to SY 2024-25.

Step 3: SFAs will enter any shortfall or credit in cell A36 (shaded in green). Any shortfall will be entered as a negative value and any credit will be entered as a positive value.

Example 1: Block C states a shortfall of \$600.00 needs to be carried forward to SY 2024-25. The SFA would enter this shortfall as **-\$600.00** in cell A36.

Example 2: Block D states a credit of \$500.00 needs to be carried forward to SY 2024-25. The SFA would enter this credit as **\$500.00** in cell A36.

If no shortfall or credit needs to be carried forward to SY 2024-25, cell A36 will remain blank.

Once any shortfall or credit has been accounted for, the tool will adjust the:

- Amount of Revenue from Non-Federal Sources for SY 2024-25;
- Required Price Increase for SY 2024-25 (with the 10 cents cap);
- Required Amount of Revenue from non-Federal Sources for SY 2024-25 (with the 10 cents cap);
- Remaining Shortfall to be Carried Forward to SY 2025-26; and
- Remaining Credit to be Carried Forward to SY 2025-26.

Now that the calculations have been completed, SFAs will generate a report that summarizes what the Weighted Average Price Requirement for SY 2024-25 is and how the SFA will be meeting it.

To create this summary, SFAs will navigate to [SY 24-25 Report](#) (located in Tab 7).

Step 4: SFAs will use the drop down menu in cell A9 to select "Method 2: Contribute Revenue from non-Federal Sources to the Nonprofit Food Service Account". This will pull a summary of the calculations done in the SY 24-25 Non-Federal Calculator to Section 2 of the report.

- Any remaining shortfall to be carried forward to SY 2025-26 will be pulled to Block D.
- Any remaining credit to be carried forward to SY 2025-26 will be pulled to Block E.

SFA NAME: [TYPE SFA NAME HERE]

SY 24-25 Weighted Average Price Requirement Calculator

Step 1

The weighted average price is based on adjusting the SY 2023-24 price requirement by the 2% rate increase plus the Consumer Price Index (8.27%).

Unrounded Price Requirement for SY 2023-24	Weighted Average Price Requirement for SY 2024-25
Found in Section 1, Block A of the PLE Report from SY 2023-24 or in cell B30 of the Annual Unrounded Requirement Finder	Requirement to the nearest cent
\$ 3.56	\$3.85

If the Unrounded Price Requirement for SY 2023-24 is not known, the Unrounded Price Requirement from the most recent school year can be used.

Annual Unrounded Requirement Finder

Only used when the Unrounded Price Requirement for SY 2023-24 or the most recent school year is not known.

(Optional Step)

Weighted Average Price for SY 2010-11
Enter the weighted average price of all paid lunches charged in the SFA for SY 2010-11.
\$ 2.42

If the Weighted Average Price for SY 2010-2011 is not known, complete the SY 10-11 Price Calculator to obtain this value.

[SY 10-11 Price Calculator](#)

The Unrounded Price Requirement for SY 2023-2024 will be based on the price requirements for SY 2011-2012 to SY 2022-2023.

Previous School Years	Unrounded Price Requirement to the nearest cent
2011-2012	\$ 2.46
2012-2013	\$ 2.51
2013-2014	\$ 2.59
2014-2015	\$ 2.65
2015-2016	\$ 2.70
2016-2017	\$ 2.78
2017-2018	\$ 2.86
2018-2019	\$ 2.92
2019-2020	\$ 3.00
2020-2021	\$ 3.09
2021-2022	\$ 3.18
2022-2023	\$ 3.31
2023-2024	\$ 3.56

Enter this value into cell A7

Select the calculator based on the method chosen to meet the Weighted Average Price Requirement for SY 2024-25:

Method 1: [SY 24-25 Price Raise Calculator](#)

Method 2: [SY 24-25 Non-Federal Calculator](#)

Method 3: [SY 24-25 Split Calculator](#)

To review the instructions for the SY 24-25 Requirement Calculator:

[Instructions](#)

Attention: Users should only enter information in the cells highlighted in green. Modifications should not be made to the tool as changes can cause an incorrect new average price to be calculated which will impact future calculations.

March 2024

SFA NAME: [TYPE SFA NAME HERE]

The prices are based on adjusting SY 2023-24 price requirement by the 2% rate increase plus the Consumer Price Index (8.27%).

SY 2024-25 Weighted Average Price Requirement	
Requirement to the nearest cent	Requirement ROUNDED DOWN to the nearest 5 cents
\$3.85	\$ 3.80

SY 2024-25 Price Raise Calculator

Step 1

If the SY 2023-24 Weighted Average Price is equal to or above the target price of \$3.85 then the SFA is compliant for SY 2024-25.

SY 2023-24 Weighted Average Price Calculator

Enter the paid prices and number of paid lunches sold at each price for October 2023.

	Number of Paid Lunches	Paid Lunch Prices	Monthly Revenue	Weighted Average Price for SY 2023-24
1	3,157	\$ 3.15	\$ 9,944.55	
2	2,712	\$ 3.35	\$ 9,085.20	
3			\$ -	
4			\$ -	
5			\$ -	
6			\$ -	
7			\$ -	
8			\$ -	
9			\$ -	
10			\$ -	
Total	5,869		\$ 19,029.75	\$ 3.24

Step 2

Shortfall or Credit

Enter any shortfall or credit carried forward from SY 2023-24

Overview of the Calculations

Total Price Increase for SY 2024-25	
\$	0.56
Required Weighted Average Price for SY 2024-25 (Increase with the 10 cents cap)	
\$	3.34
Remaining Shortfall Carried Forward to SY 2025-26	
\$	0.46
Remaining Credit Carried Forward to SY 2025-26	
\$	-

(Optional Step)

Pricing Estimation Calculator

Below is a tool allowing users to manipulate prices to achieve the required weighted average price for SY 2024-25.

	Number of Paid Lunches	Paid Lunch Prices	Monthly Revenue	Weighted Average Price for SY 2024-25
1	3,157	\$ 3.25	\$ 10,260.25	
2	2,712	\$ 3.45	\$ 9,356.40	
3			\$ -	
4			\$ -	
5			\$ -	
6			\$ -	
7			\$ -	
8			\$ -	
9			\$ -	
10			\$ -	
Total	5,869		\$ 19,616.65	\$ 3.34

Step 3

[SY 24-25 Report](#)

To review the instructions for the SY 24-25 Price Raise Calculator:

[Instructions](#)

Attention: Users should only enter information in the cells highlighted in green. Modifications should not be made to the tool as changes can cause an incorrect new average price to be calculated which will impact future calculations.

SFA NAME: [TYPE SFA NAME HERE]

The prices are based on adjusting SY 2023-24 price requirement by the 2% rate increase plus the Consumer Price Index (8.27%).

SY 2024-25 Weighted Average Price Requirement	
Requirement to the nearest cent	Requirement ROUNDED DOWN to the nearest 5 cents
\$3.85	\$ 3.80

SY 2024-25 Non-Federal Calculator

Step 1

Weighted Average Price for SY 23-24

Enter the current weighted average paid lunch price.

\$ -

If the current weighted average paid price is not known, use the SY 2023-2024 Weighted Average Price Calculator below.

(Optional Step)

If the SY 2023-24 Weighted Average Price is equal to or above the target price of \$3.85 then the SFA is compliant for SY 2024-25.

SY 2023-24 Weighted Average Price Calculator

Enter the paid prices and number of paid lunches sold at each price for October 2023.

	Number of Paid Lunches	Paid Lunch Price	Monthly Revenue	Weighted Average Price for SY 2023-24
1			\$ -	
2			\$ -	
3			\$ -	
4			\$ -	
5			\$ -	
6			\$ -	
7			\$ -	
8			\$ -	
9			\$ -	
10			\$ -	
Total	-		\$ -	\$ -

Step 2

Non-Federal Source Contribution Calculator for SY 2024-25

Enter the total paid lunch count (for all prices).

Annual Number of Paid Lunches for SY 2022-23	Total Price Increase for SY 2024-25	Total Revenue from Non-Federal Sources for SY 2024-25
	\$ -	\$ -

Step 3

Shortfall or Credit

Enter any shortfall or credit being carried forward from SY 2023-24	Amount of Revenue from Non-Federal Sources for SY 2024-25 (adjusted with any shortfall or credit being carried over)
	\$ -

Overview of Calculations

Required Price Increase for SY 2024-25 (with the 10 cents cap)	
\$	-
Required Amount of Revenue from non-Federal Sources for SY 2024-25 (with the 10 cents cap)	
\$	-
Remaining Shortfall Carried Forward to SY 2025-26	
\$	-
Remaining Credit Carried Forward to SY 2025-26	
\$	-

Step 4

[SY 24-25 Report](#)

To review the instructions for the SY 24-25 Non-Federal Calculator:

[Instructions](#)

Attention: Users should only enter information in the cells highlighted in green. Modifications should not be made to the tool as changes can cause an incorrect new average price to be calculated which will impact future calculations.

SFA NAME: [TYPE SFA NAME HERE]

The prices are based on adjusting SY 2023-24 price requirement by the 2% rate increase plus the Consumer Price Index (8.27%).

SY 2024-25 Weighted Average Price Requirement	
Requirement to the nearest cent	Requirement ROUNDED DOWN to the nearest 5 cents
\$3.85	\$ 3.80

SY 2024-25 Split Calculator

(Raising the Weighted Average Price and Contributing Revenue from Non-Federal Sources)

Step 1

If the SY 2023-24 Weighted Average Price is equal to or above the target price of \$3.85 then the SFA is compliant for SY 2024-25.

SY 2023-24 Weighted Average Price Calculator

Enter the paid prices and number of paid lunches sold at each price for October 2023.

	Number of Paid Lunches	Paid Lunch Price	Monthly Revenue	Weighted Average Price for SY 2023-24
1			\$ -	
2			\$ -	
3			\$ -	
4			\$ -	
5			\$ -	
6			\$ -	
7			\$ -	
8			\$ -	
9			\$ -	
10			\$ -	
Total	-		\$ -	\$ -

Total Price Increase for SY 2024-25

\$ -

**Required Weighted Average Price for SY 2024-2025
(Increase with the 10 cents cap)**

\$ -

Step 2

Weighted Average Price for SY 2024-25

Enter the weighted average price that will be used to split the requirement.

(Optional Step)

Pricing Estimation Calculator

Below is a tool allowing users to manipulate prices to achieve a new weighted average price to split the requirement.

	Number of Paid Lunches	Paid Lunch Price	Monthly Revenue	Weighted Average Price for SY 2024-25
1			\$ -	
2			\$ -	
3			\$ -	
4			\$ -	
5			\$ -	
6			\$ -	
7			\$ -	
8			\$ -	
9			\$ -	
10			\$ -	
Total	-		\$ -	\$ -

Step 3

Non-Federal Source Contribution Calculator for SY 2024-25

Enter the total paid lunch count (for all prices).

Annual Number of Paid Lunches for SY 2022-23	Total Price Increase for SY 2024-25	Total Revenue from Non-Federal Sources for SY 2024-25
	\$ -	\$ -

Step 4

Shortfall or Credit	
Enter any shortfall or credit being carried forward from SY 2023-24	Amount of Revenue from Non-Federal Sources for SY 2024-25 (adjusted with any shortfall or credit being carried over)
	\$ -

Overview of Calculations

Required Price Increase for SY 2024-25 (with the 10 cents cap)	
\$	-
Required Amount of Revenue from non-Federal Sources for SY 2024-25 (with the 10 cents cap)	
\$	-
Remaining Shortfall Carried Forward to SY 2025-26	
\$	-
Remaining Credit Carried Forward to SY 2025-26	
\$	-

Step 5

[SY 24-25 Report](#)

To review the instructions for the SY 24-25 Split Calculator:

[Instructions](#)

Attention: Users should only enter information in the cells highlighted in green. Modifications should not be made to the tool as changes can cause an incorrect new average price to be calculated which will impact future calculations.

SFA NAME: [TYPE SFA NAME HERE]

Paid Lunch Equity Report for SY 2024-2025

This report provides a summary of what calculations were conducted for SY 2024-25. It details the weighted average paid price requirement, the method SFAs chose to meet the requirement and any shortfall or credit that will need to be carried forward to the next school year. When changes are made in the tool itself, the contents of this report will change accordingly. This report will be helpful to have when completing next year's PLE tool so it is recommended that SFAs print and keep this report in their records.

Section 1: SY 2024-25 Weighted Average Paid Price Requirements

A. Requirement to the nearest cent: This unrounded price will be entered into the SY 2025-26 tool to determine the SY 2025-26 weighted average price requirements	\$3.85
B. Requirement ROUNDED DOWN to the nearest 5 cents:	\$3.80

Section 2: Amounts Carried Forward to SY 2025-26

Select the method used to meet the requirement for SY 2024-25
<input type="text"/>

Average Weighted Price Adjustments

A. Remaining Shortfall Carried Forward to SY 2025-26:	
B. Remaining Credit Carried Forward to SY 2025-26:	
C. Weighted Average Price for SY 2024-25:	

Non-Federal Source Contributions

D. Remaining Shortfall Carried Forward to SY 2025-26:	
E. Remaining Credit Carried Forward to SY 2025-26:	
F. Amount of Revenue from non-Federal Sources for SY 2024-25:	
G. Non-Federal Revenue Sources:	
H. General Fund Transfer:	

Split Calculations

I. Remaining Shortfall Carried Forward to SY 2025-26:	
J. Remaining Credit Carried Forward to SY 2025-26:	
K. Weighted Average Price for SY 2024-25:	
L. Amount of Revenue from non-Federal Sources for SY 2024-25:	

SFA NAME: [TYPE SFA NAME HERE]

(Optional Step)

SY 2010-11 Weighted Average Price Calculator

Enter the number of paid lunches sold in October 2010 with their associated prices.

	Number of Paid Lunches	Paid Lunch Price	Monthly Revenue	Weighted Average Price for SY 2010-11
1			\$ -	
2			\$ -	
3			\$ -	
4			\$ -	
5			\$ -	
6			\$ -	
7			\$ -	
8			\$ -	
9			\$ -	
10			\$ -	
Total	0		\$ -	\$ -

[Annual Unrounded Requirement Finder](#)

To review instructions for the SY 10-11 Weighted Average Price Calculator:

[Instructions](#)

Attention: Users should only enter information in the cells highlighted in green. Modifications should not be made to the tool as changes can cause an incorrect new average price to be calculated which will impact future calculations.

March 2024



Monday, April 28, 2025

Ken Schroeder
Ravenna Public Schools
41750 Carthage Rd.
Ravenna, NE 68869

Dear Superintendent Schroeder,

This letter is to inform you that we have received the Teacher Formative and Summative Evaluation instruments for Ravenna Public Schools. These documents have been reviewed along with Board Policies 4030 & 4031 in accordance with NE REV STAT §79-318(5) (h) and 92 NAC Rule 10, Section 007.06. The submitted documents are compliant with requirements regarding the approval of certificated employee evaluation policies. We have the date of the Ravenna Public Schools Board of Education Minutes documented as April 14, 2025.

The Ravenna Public Schools Teacher Formative and Summative Evaluation instruments and procedures prior to this date will be replaced with the updated documents. The teacher evaluation policies and procedures for the district will remain approved until your Board revises them. Revised policies and procedures must be submitted to the Department of Education for approval at the time of adoption.

If you have any questions regarding this letter or any of the applicable requirements of Rule 10, please feel free to contact me at your convenience.

Sincerely,

Decua Jean-Baptiste Ed.D.
Accreditation Director
Office of Accreditation, Certification, and Approval



Rule 10

Librarian, Media Specialist, and Counselor Regulations

2024-2025

Date: 4/29/25

Superintendent: Ken Schroeder

School District Name: Ravenna Public Schools

Dear Superintendent Schroeder,

The Nebraska Department of Education Accreditation Section appreciates the time and effort you place into maintaining compliance with the requirements and regulations of Title 92, Nebraska Administrative Code, Chapter 10. After reviewing the Library, Media, Counselor Not Endorsed collection for Ravenna Public Schools, a violation has been identified. The following areas were found not in compliance and will require your immediate attention.

Regulatory (Sections 004-012) violations will require a “Plan of Correction” to be completed and submitted within **two weeks** after notice of this letter to the Accreditation Section. All plans of corrections will be submitted to the State Board of Education for its approval.

Staff Member Not Meeting the Following Regulation – Stacie Loeffelholz (Media) No hours attained

007.04B A school system may assign a person holding a Nebraska Teaching Certificate with no endorsement appropriate for library science or educational media specialist to fulfill the requirements for Sections 007.04A, 007.04A1, and 007.04A2 of this Chapter if such person acquires at least six (6) credit hours each year toward an appropriate endorsement pursuant to 92 NAC 24.

It is strongly recommended to inform the local school board of the specific violations. See 014.01 Quality Indicator...**Schools not fulfilling accreditation requirements deprive students of opportunities for learning and may be subject to probation or loss of accreditation.**

Please complete the required action(s) mentioned above on school system/district letterhead and email them to me promptly. Thank you.

A handwritten signature in blue ink that reads 'Sandra M. Suiter'.

Sandra M. Suiter, EdD
Accreditation Specialist

Office of Accreditation, Certification, & Approval
500 S. 84th St., 2nd Floor
Lincoln, NE, 68510-2611
P: (531) 893-0727
E: sandra.suiter@nebraska.gov



Ravenna Public Schools

PO Box 8400
41750 Carthage Rd
Ravenna, NE 68869

High School - 308-452-3249
Elementary - 308-452-3202
Fax - 308-452-3172

April 29, 2025

Dr. Suiter,

As per your email notification and request dated April 29, 2025, I am writing to provide you with a "Plan of Correction" (POC) for the Rule 10 Violation of Section 007.04B that occurred at Ravenna Public Schools during the 2024-25 school year.

This violation occurred because Mrs. Stacie Loeffelholz was assigned to be our media specialist, but did not take 6 credit hours during the calendar year towards and appropriate endorsement. She did not complete these hours because she was hired to become the school's guidance counselor for the upcoming school year and therefore had no additional interest in pursuing a media specialist's endorsement.

The "Plan of Correction" for this violation is for Ravenna Public Schools to hire a media specialist who will earn a media specialist endorsement. Mrs. Julie Maulsby was hired as the school district's media specialist for the 2025-26 school year on January 13, 2025. She will plan to earn at least 6 hours a year towards a media specialist endorsement through the University of Nebraska at Kearney. I will report her progress on the annual "Library, Media, Counselor Not Endorsed Collection" in the NDE Portal.

As per your suggestion in your correspondence, I will make the Ravenna Board of Education aware of the Rule 10 Violation and this "Plan of Correction" at their regularly scheduled May 12th Board Meeting.

If you have any other questions or concerns pertaining to this matter, please do not hesitate to contact me directly via email at <ken.schroeder@ravennabluejays.org> or by phone at 308-470-0502.

Respectfully,

-Ken Schroeder
Ravenna Superintendent



**Rule 10
Completed Required Actions
2024-2025**

Date: 4/29/25

Superintendent/Administrator: Ken Schroeder

School District Name: Ravenna Public Schools

Dear Superintendent Schroeder,

Ravenna Public Schools has completed the “**Required Actions**” by submitting a plan as requested by the Accreditation Section of the Nebraska Department of Education. This letter is formal confirmation of the actions taken to complete compliance requirements and/or regulations. No further actions are required from you at this time.

Thank you for your continued efforts in maintaining compliance with **Title 92, Nebraska Administrative Code, Chapter 10**. Please share this information with your local school board as acknowledgement of your completed required actions.

A handwritten signature in blue ink that reads 'Sandra M. Suiter'. The signature is fluid and cursive.

Sandra M. Suiter, EdD
Accreditation Specialist

Office of Accreditation, Certification, & Approval
500 S. 84th St., 2nd Floor
Lincoln, NE, 68510-2611
P: (531) 893-0727
E: sandra.suiter@nebraska.gov


2025-2026 EXTRA DUTY SCHEDULE


Base Salary
\$38,500

Each unit equals 1% of base salary

		units	years exp	units and \$ with experience	
Activities Director	Tony Schirmer	14	4	19.6	\$7,546.00
Head Football	Dan Bolling	12	4	16.8	\$6,468.00
Asst Football	Noah Maulsby	7	4	9.8	\$3,773.00
Asst Football	James Habe	7	4	9.8	\$3,773.00
Asst Football	Trey Rossman	7	4	9.8	\$3,773.00
Jr Hi Football	Eric Miller	5	4	7	\$2,695.00
Jr Hi Football	Grant Lewandowski	5	4	7	\$2,695.00
Volunteer	Ryen Miller				
Head Cross Country	Tanner Ellis	9	4	12.6	\$4,851.00
Asst Cross Country	Shelbi Zinnell	7	2	8.4	\$3,234.00
Head Volleyball	Erin Jarvi	12	4	16.8	\$6,468.00
Asst Volleyball	Lisa Anderson	7	4	9.8	\$3,773.00
Asst Volleyball	Brandy Brodersen	7	4	9.8	\$3,773.00
Jr Hi Volleyball	Korina Wick	5	4	7	\$2,695.00
Jr Hi Volleyball	Abby Steele	5	4	7	\$2,695.00
Head Boys Basketball	Adam Mingus	12	4	16.8	\$6,468.00
Asst Boys Basketball	Grant Lewandowski	7	4	9.8	\$3,773.00
Asst Boys Basketball	James Habe	7	4	9.8	\$3,773.00
Jr Hi Boys Basketball	James Habe	5	4	7	\$2,695.00
Jr Hi Boys Basketball	Alec May	5	2	6	\$2,310.00
Head Girls Basketball	Eric Miller	12	4	16.8	\$6,468.00
Asst Girls Basketball	Erin Jarvi	7	4	9.8	\$3,773.00
Asst Girls Basketball	Dale Zoerb	3.5	4	4.9	\$1,886.50
Asst Girls Basketball	Hannah Turek	3.5	2	4.2	\$1,617.00
Jr Hi Girls Basketball	Eric Miller	5	4	7	\$2,695.00
Jr. Hi Girls Basketball	Alec May	5	2	6	\$2,310.00
Head Wrestling	Trey Rossman	12	4	16.8	\$6,468.00

Pay Dec, Jan, Feb
 Pay Dec, Jan, Feb








Asst Wrestling	Allan Osburn	7	4	9.8	\$3,773.00	
Jr Hi Wrestling	Trey Rossman	5	4	7	\$2,695.00	
Jr Hi Wrestling	Brad Rasmussen	5	4	7	\$2,695.00	Pay Dec, Jan, Feb
Head Girls Varsity Wrestling						
Asst. Girls Varsity Wrestling						
Jr Hi Girls Wrestling	Alison Yendra	5	1	5.5	\$2,117.50	
Jr Hi Girls Wrestling	Sonya Rasmussen	5	1	5.5	\$2,117.50	
Head Track	Tony Schirmer	12	4	16.8	\$6,468.00	
Asst Track	Korina Wick	5	4	7	\$2,695.00	
Asst Track	Trey Rossman	5	4	7	\$2,695.00	
Asst Track	Adam Mingus	5	4	7	\$2,695.00	
Asst Track	Alec May	5	2	6	\$2,310.00	
Asst Track	Jason Abels	5	4	7	\$2,695.00	Pay in May
Boys Golf	Dan Bolling	7	4	9.8	\$3,773.00	
Girls Golf	Alison Yendra	7	4	9.8	\$3,773.00	
Spring Play	Katie Lewandowski	6	4	8.4	\$3,234.00	
1/2 One Act Play	Donna Lewandowski	2.5	4	3.5	\$1,347.50	Pay november Dec
1/2 One Act Play		2.5	4	3.5	\$1,347.50	
Speech	Karrie Huryta	3	2	3.6	\$1,386.00	
Yearbook Sponsor	Paige Havranek	6	4	8.4	\$3,234.00	
Junior Class Sponsor (constant)	Libby Clark	3	4	4.2	\$1,617.00	
Junior Class Sponsor (rotate)	Paige Havranek	3	2	3.6	\$1,386.00	
Cheer Sponsor	Kinsley Musil	6	0	6	\$2,310.00	
SkillsUSA	Justin Lammers	4	3	5.2	\$2,002.00	
FBLA Sponsor	Tanner Ellis	6	4	8.4	\$3,234.00	

Jason All

ember

6 units if just one sponsor






Concession Stand	Shari Spaulding/Hilary Bolling	4		4		
Marching Band	Barbara Ellis	5	4	7	\$2,695.00	
Color Guard	Barbara Ellis	1	4	1.4	\$539.00	
Vocal Music	Barbara Ellis	3	4	4.2	\$1,617.00	
All of the above positions will be increased by 10% of the original base for a maximum of four years if teacher remains in the same position.						
Science Olympiad		1		1	\$385.00	
Science Olympiad	Kaleb Christensen	1		1	\$385.00	
Pep Band	Barbara Ellis	3		3	\$1,155.00	
Student Council	Stacie Loeffelholz	2		2	\$770.00	
National Honor Society	Sadie Hansen	1		1	\$385.00	
Senior Class Sponsor	Noah Maulsby	2		2	\$770.00	
Sophomore Class Sponsor	Kaleb Christensen	2		2	\$770.00	
Freshman Class Sponsor	Allan Osburn	2		2	\$770.00	
8th Grade Sponsor	Kelley Jarynka	1		1	\$385.00	
7th Grade Sponsor	Sadie Hansen	1		1	\$385.00	
STAR Sponsor	Stacie Loeffelholz	2		3	\$1,155.00	switch to 2 units 25
1/2 Summer Conditioning (Wt Room)	Noah Maulsby	3.5		3.5	\$1,347.50	
1/2 Summer Conditioning (Wt Room)	Dan Bolling	3.5		3.5	\$1,347.50	
Youth Advisory Board Sponsor	Angie Drahota	2		1	\$385.00	switch to 2 units 25
Special Olympics	Sonya Rasmussen	1		1	\$385.00	
Friends Program	Angie Drahota	2		1	\$385.00	added per 25-26 n
All of the above positions are static and not subject to the 10% increase.						
TOTALS				470.7	\$179,679.50	
Extended Contract	Grant Lewandowski	20 days			\$4,615.38	
Extended Contract	Stacie Loeffelholz	10 days			\$3,832.42	
Dist Learning Art 5 class periods	Libby Clark	\$1,000/period/semester			NA	
Dist Learning Ag 2 class periods		\$1,000/period/semester			NA	
FFA SPONSOR	Grant Lewandowski				\$1,500.00	
High Ability (HAL) Elem.	Melodie Nozicka				\$1,500.00	
High Ability (HAL)	Julie Maulsby				\$1,500.00	
AcaDeca	Kelley Jarzynka				\$1,300.00	
Dance Team	Shelbi Zinnell				\$1,500.00	
Quiz Bowl Sponsor	Kaleb Christensen				\$250.00	

-26 negotiated agreement

-26 negotiated agreement

egotiated agreement







Competitive Robotics Sponsor	Kelley Jarzynka				\$1,500.00
Dual Credit Classes	Alison, Kaleb	1000 per class per semester			
MTSS	Allan Osburn				\$550.00
	Teresa Zinnel				\$550.00
	Paige Havranek				\$550.00
	Justin Lammers				\$550.00
	Alec May				\$550.00
	Karrie Huryta				\$550.00
	Kinsley Musil				\$550.00
	Angie Drahota				\$550.00
	Noah Maulsby				
	Paul Anderson				
	Korina Wick				\$550.00
	Kinsley Musil				\$550.00
	Abby Steele				\$550.00
	Michelle Abels				\$550.00
	Tiffani Drabek				\$550.00
	Haley Gadeken				\$550.00
	Jenna Pritchard				\$550.00
	Sherry Nelson				\$550.00


Checklist for Volunteers & paid (community/non certified) extra duty people


		work agreement	background check	special services certificate
Ryen Miller (volunteer)		x	x	expires 8/31/2028
Lisa Anderson (paid)			grandfathered	ch cert exp 8/31/2027
Dale Zoerb (paid)		x	x	expires 8/31/2027
Jason Abels (paid)		x	x	expires 8-31-2026
Donna Lewandowski (paid)		x	grandfathered	ch cert exp 8/31/2026
Brad Rasmussen	started 21-22	x	x	expires 8/31/2026


































































































































































































































































Jr Hi Football	Justin Lammers	5	0	5	\$1,812.50
Asst Track	x Larkin/Justin Lammers?	2.5	0	2.5	\$906.25
SkillsUSA	Justin Lammers	4	0	4	\$1,450.00
Sophomore Class Sponso	Justin Lammers??	2		2	\$725.00
					\$4,893.75

4/30/2021

2022-2023 EXTRA DUTY SCHEDULE

Each unit equals 1% of base salary

		units	years exp	units and \$ with exp
Activities Director	Tony Schirmer	14	2	16.8
Head Football	Dan Bolling	12	4	16.8
Asst Football	Noah Maulsby	7	4	9.8
Asst Football	James Habe	7	4	9.8
Asst Football	Trey Rossman	7	2	8.4
Jr Hi Football	Tony Schirmer	5	4	7
Jr Hi Football	Justin Lammers	5	0	5
Volunteer	Ryen Miller			
Head Cross Country	Tiffany Jacobsen	9	4	12.6
Asst Cross Country	Tanner Ellis	7	4	9.8
Head Volleyball	Madison VanHousen	12	1	13.2
Asst Volleyball	?	7	0	7
Asst Volleyball	Rebecca Hervert	7	1	7.7
Jr Hi Volleyball	Erin Jarvi	5	4	7
Jr Hi Volleyball	Lisa Anderson	5	4	7
Head Boys Basketball	James Habe	12	4	16.8
Asst Boys Basketball	Cody Chilewski	7	1	7.7
Asst Boys Basketball	Adam Mingus	7	3	9.1
Jr Hi Boys Basketball	Adam Mingus	5	4	7
Jr Hi Boys Basketball	Scott Stecklein	5	4	7
Head Girls Basketball	Noah Maulsby	12	4	16.8
Asst Girls Basketball	Erin Jarvi	7	4	9.8
Asst Girls Basketball	Dale Zoerb	7	4	9.8
Jr Hi Girls Basketball	Abigail Steele	5	4	7
Jr Hi Girls Basketball	Adam Mingus	5	4	7
Head Wrestling	Trey Rossman	12	2	14.4
Asst Wrestling	Allan Osburn	7	1	7.7
Jr Hi Wrestling	Trey Rossman	5	2	6
Head Track	Tony Schirmer	12	4	16.8
Asst Track	Korina Wick	5	4	7
Asst Track	Trey Rossman	5	2	6
Asst Track	Adam Mingus	5	4	7
Asst Track	Tiffany Jacobsen	5	2	6
Asst Track		2.5	0	2.5
Asst Track	Jason Abels	2.5	2	3
Boys Golf	Dan Bolling	7	4	9.8

Girls Golf	Alison Yendra	7	4	9.8
Spring Play	Katie Lewandowski	6	4	8.4
1/2 One Act Play	Donna Lewandowski	2.5	4	3.5
1/2 One Act Play	Kelley Jarzynka	2.5	4	3.5
Speech	Heidi Kjar	3	4	4.2
Yearbook Sponsor	Paige Havranek	6	4	8.4
Junior Class Sponsor (constant)	Libby Clark	3	4	4.2
Junior Class Sponsor (rotate)	Scott Stecklein	3	1	3.3
Cheer Sponsor	Sherry Nelson	6	4	8.4
SkillsUSA	Justin Lammers	4	0	4
FBLA Sponsor	Tanner Ellis	6	4	8.4
Concession Stand	Tanner Ellis	4	1	4.4
Marching Band	Barbara Ellis	5	4	7
Color Guard	Sherry Nelson	1	2	1.2
Vocal Music	Barbara Ellis	3	4	4.2

All of the above positions will be increased by 10% of the original base for a maximum of four years if teacher remains in the same position.

Science Olympiad	Scott Stecklein	1		1
Science Olympiad	Kaleb Christensen	1		1
Pep Band	Barbara Ellis	3		3
Student Council	Alison Yendra	2		2
National Honor Society	Julie Maulsby	1		1
Senior Class Sponsor	Cannon Blauvelt	2		2
Sophomore Class Sponsor	Justin Lammers??	2		2
Freshman Class Sponsor	Tiffany Jacobsen	2		2
8th Grade Sponsor	Allan Osburn	1		1
7th Grade Sponsor	Heidi Kjar	1		1
STAR Sponsor	Angie Drahota	3		3
1/2 Summer Conditioning (Wt F)	Noah Maulsby	3.5		3.5
1/2 Summer Conditioning (Wt F)	Dan Bolling	3.5		3.5
Youth Advisory Board Sponsor	Angie Drahota	1		1
Special Olympics	Sonya Rasmussen	1		1

All of the above positions are static and not subject to the 10% increase.

TOTALS

433

Extended Contract	Cody Chelewski	20 days
Extended Contract	Angie Drahota	10 days

Dist Learning Art 5 class period	Libby Clark	\$1,000/period/semester
Dist Learning Ag 2 class periods		\$1,000/period/semester
FFA SPONSOR	Cody Chelewski	
High Ability (HAL) 1/2	TRENT BENJAMIN	
High Ability (HAL) 1/2	Melodie Nozicka	
High Ability (HAL)	Kaleb Christensen	
High Ability (HAL) 1/2	TRENT BENJAMIN	
AcaDeca	Kelley Jarzynka	
Dance Team	Sherry Nelson	
Quiz Bowl Sponsor	Kaleb Christensen	
Competitive Robotics Sponsor	Kelley Jarzynka	
Dual Credit Chem Classes	Kaleb Christensen	1,000 per semester/class

Checklist for Volunteers & paid (community/non certified) extra duty people

	work agreement	background check
Richard Douglas (volunteer)	x	x
Ryen Miller (volunteer)	x	x
Lisa Anderson (paid)		grandfathered
Dale Zoerb (paid)	x	x
Jason Abels (paid)	x	x
Donna Lewandowski (paid)	x	grandfathered
Brian Duncan (volunteer)	x	x
Jacob Hunter (paid)	NA	x
Alex Larkin (paid)	x	x
Jaden Treffer (volunteer)		x
Madison VanHousen	x	x
Rebecca Hervert	x	x

Base Salary

\$36,250

perience

\$6,090.00

\$6,090.00

\$3,552.50

\$3,552.50

\$3,045.00

\$2,537.50

\$1,812.50 New

\$4,567.50

\$3,552.50

\$4,785.00 Pay Sept, Oct,

\$2,537.50

\$2,791.25 Sept, Oct

\$2,537.50

\$2,537.50

\$6,090.00

\$2,791.25

\$3,298.75

\$2,537.50

\$2,537.50

\$6,090.00

\$3,552.50

\$3,552.50 Pay Dec, Jan, Feb

\$2,537.50

\$2,537.50

\$5,220.00

\$2,791.25

\$2,175.00

\$6,090.00

\$2,537.50

\$2,175.00

\$2,537.50

\$2,175.00

\$906.25 April, May **Hold per tony**

\$1,087.50 April, May

\$3,552.50

\$3,552.50

\$3,045.00

\$1,268.75 Pay December

\$1,268.75

\$1,522.50

\$3,045.00

\$1,522.50

\$1,196.25

\$3,045.00

\$1,450.00 New

\$3,045.00

\$1,595.00

\$2,537.50

\$435.00

\$1,522.50

\$362.50

\$362.50

\$1,087.50

\$725.00

\$362.50

\$725.00

\$725.00 new

\$725.00

\$362.50

\$362.50 new

\$1,087.50

\$1,268.75

\$1,268.75

\$362.50

\$362.50

\$156,962.50

\$4,142.86

\$3,704.67

\$2,000.00

None for 21/22

\$1,500.00

\$750.00

\$750.00

\$750.00

\$750.00

\$1,300.00

\$1,500.00

\$250.00

\$1,500.00

\$2,000.00

\$20,897.53

special services certificate

expires 8/31/2023 didn't help 2021

expires 8/31/2023

ich cert exp 8/31/2022

expires 8/31/2022

expires 8-31-2024

ich cert exp 8/31/2021

expires 8/31/2022 no longer as of spring 2021

expires 8/31/2023 new teaching job in Loup City

expired 8/31/2025

expires 8/31/2024 didn't help 2021



Tax Increment Financing Annual Report: Highlights of 2024 TIF in Ravenna



Pavia Heights Lot 1



Pavia Heights Lot 3



Pavia Heights Lot 4



Pavia Heights Lot 5



Pavia Heights Lot 6



Pavia Heights Lot 7



Seneca Sunrise
(Phase 2)

April 2025

City of Ravenna, Nebraska Community Redevelopment Authority

2024 Annual Tax Increment Financing Report.

Introduction:

Pursuant to Nebraska Revised Statute §18-2117.02 the City of Ravenna, Nebraska Community Redevelopment Authority submits this annual report. This report was created to provide information related to the approval and progress of ongoing TIF redevelopment projects through the year 2024.

TIF Projects:

(1) The total number of active redevelopment projects within the city that have been financed in whole or in part through the division of taxes as provided in section [18-2147](#) include:

Seneca Sunrise phase 2

Pavia Heights Subdivision Lot 6

Pavia Heights Subdivision Lot 7

Pavia Heights Subdivision Lot 3

Pavia Heights Subdivision Lot 4

Pavia Heights Subdivision Lot 5

Pavia Heights Subdivision Lot 1

(2) The total estimated project costs for all such redevelopment projects;

Project name	Total Estimated project costs
Seneca Sunrise Phase 2	\$ 1,143,940.00
Pavia Heights Subdivision Lot 6	\$ 48,000.00
Pavia Heights Subdivision Lot 7	\$ 50,000.00
Pavia Heights Subdivision Lot 3	\$ 55,000.00
Pavia Heights Subdivision Lot 4	\$ 37,000.00
Pavia Heights Subdivision Lot 5	\$ 25,000.00

Pavia Heights Subdivision Lot 1	\$29,000.00
---------------------------------	-------------

(3) A comparison between the initial projected valuation of property included in each such redevelopment project as described in the redevelopment contract and the assessed value of the property included in each such redevelopment project as of January 1 of the year of the report;

Seneca Sunrise 2:	Valuation Projected <u>\$548,686.00</u>	2024 <u>\$1,068,695.00</u>
Pavia Heights Subdivision Lot 6:	Valuation Projected <u>\$48,000.00</u>	2024 <u>\$214,240.00</u>
Pavia Heights Subdivision Lot 7:	Valuation Projected <u>\$50,000.00</u>	2024 <u>\$202,405.00</u>
Pavia Heights Subdivision Lot 3:	Valuation Projected <u>\$55,000.00</u>	2024 <u>\$144,030.00</u>
Pavia Heights Subdivision Lot 4:	Valuation Projected <u>\$37,000.00</u>	2024 <u>\$212,650.00</u>
Pavia Heights Subdivision Lot 5:	Valuation Projected <u>\$25,000.00</u>	2024 <u>\$193,525.00</u>
Pavia Heights Subdivision Lot 1:	Valuation Projected <u>\$29,000.00</u>	2024 <u>\$4,345.00</u>

(4) The number of such redevelopment projects for which financing has been paid in full during the previous calendar year and for which taxes are no longer being divided pursuant to section [18-2147](#);

- None

(5) The number of such redevelopment projects approved by the governing body in the previous calendar year;

- Pavia Heights Subdivision Lot 1

(6) Information specific to each such redevelopment project approved by the governing body in the previous calendar year, including the project area, project type, amount of financing approved, and total estimated project costs;

- Pavia Heights Subdivision Lot 1
 - project area- Redevelopment Area 1

- project type- Residential Subdivision Infrastructure
- amount of financing approved- \$28,399.92
- total estimated project costs- \$29,000.00

(7) The percentage of the city that has been designated as blighted.

- 42.15 %

Potential Future TIF projects:

There is currently one project going through the process of discussion and approval to receive tax increment financing for the financing of individual lots. These projects include lots for the Solar Subdivision project and the Pavia Heights Subdivision project.

LEVY								
% Incr.	YEAR	VALUATIONS	GENERAL	BOND	BUILDING	QCPUF	TOTAL	Gen & Bld
8.22%	2015-2016	\$621,362,235	\$0.8419	\$0.0038	\$0.0359	\$0.0185	\$0.9000	\$0.8778
11.66%	2016-2017	\$672,634,115	\$0.8265	\$0.0225	\$0.0186	\$0.8656	\$0.8490	\$0.8265
1.26%	2017-2018	\$750,400,440	\$0.7409	\$0.0000	\$0.0202	\$0.0135	\$0.7745	\$0.7611
-3.30%	2018-2019	\$759,850,666	\$0.6647	\$0.0000	\$0.0665	\$0.0153	\$0.7465	\$0.7311
-5.62%	2019-2020	\$734,766,670	\$0.6873	\$0.0000	\$0.0687	\$0.0158	\$0.7718	\$0.7560
-9.47%	2020-2021	\$693,479,459	\$0.6957	\$0.0000	\$0.0252	\$0.0000	\$0.7209	\$0.7209
18.01%	2021-2022	\$627,811,680	\$0.741000	\$0.000000	\$0.0556	\$0.0000	\$0.7966	\$0.7966
6.18%	2022-2023	\$740,888,644	\$0.7000	\$0.0000	\$0.0899	\$0.0000	\$0.7899	\$0.7899
4.93%	2023-2024	\$786,660,820	\$0.640300	\$0.0000	\$0.0845	\$0.0000	\$0.7248	\$0.7248
6.00%	2024-2025	\$825,454,373	\$0.5439	\$0.000000	\$0.137700	\$0.0295	\$0.7111	\$0.6816
5.00%	2025-2026	\$874,981,635	\$0.6300	\$0.0580	\$0.0000	\$0.0000	\$0.6880	\$0.6300
5.00%	2026-2027	\$918,730,716	\$0.7150	\$0.0580	\$0.0250	\$0.0000	\$0.7980	\$0.7400
5.00%	2027-2028	\$964,667,252	\$0.7050	\$0.0580	\$0.0250	\$0.0000	\$0.7880	\$0.7300
5.00%	2028-2029	\$1,012,900,615	\$0.6900	\$0.0580	\$0.0250	\$0.0000	\$0.7730	\$0.7150
5.00%	2029-2030	\$1,063,545,645	\$0.6700	\$0.0580	\$0.0250	\$0.0000	\$0.7530	\$0.6950

TOTAL TAX REQUEST									
YEAR	General Fund	Bond Fund	Bldg Fund	QCPUF	Total	General & Building Fund Tax	LB 243 Limit with 3% growth	Additional with 70% approval	
2015-2016	\$5,231,087	\$20,805	\$222,976	\$114,703	\$5,589,571	\$5,589,571	\$5,589,571	\$5,589,571	
2016-2017	\$5,559,409	\$0	\$151,513	\$101,011	\$5,812,933	\$5,812,933	\$5,812,933	\$5,812,933	
2017-2018	\$5,550,507	\$0	\$505,050	\$116,538	\$5,672,095	\$5,672,095	\$5,672,095	\$5,672,095	
2018-2019	\$5,050,051	\$0	\$504,785	\$116,093	\$5,571,929	\$5,571,929	\$5,571,929	\$5,571,929	
2019-2020	\$4,824,537	\$0	\$174,757	\$0	\$4,999,293	\$4,999,293	\$4,999,293	\$4,999,293	
2020-2021	\$4,652,085	\$0	\$349,001	\$0	\$5,001,085	\$5,001,085	\$5,001,085	\$5,001,085	
2021-2022	\$5,186,221	\$0	\$666,059	\$0	\$5,852,279	\$5,852,279	\$5,852,279	\$5,852,279	
2022-2023	\$5,486,989	\$0	\$664,728	\$0	\$6,151,717	\$6,151,717	\$6,151,717	\$6,151,717	
2023-2024	\$4,486,646	\$0	\$1,136,651	\$243,509	\$5,866,806	\$5,866,806	\$5,866,806	\$5,866,806	
2024-2025	\$5,512,384	\$400,676	\$0	\$0	\$5,913,060	\$5,512,384	\$6,410,662	\$7,187,098	
2025-2026	\$6,568,925	\$400,676	\$229,683	\$0	\$7,199,283	\$6,798,607	\$6,839,902	\$7,402,711	
2026-2027	\$6,800,904	\$400,676	\$241,167	\$0	\$7,442,747	\$7,042,071	\$7,045,100	\$7,624,792	
2027-2028	\$6,989,014	\$400,676	\$253,225	\$0	\$7,642,915	\$7,242,239	\$7,256,453	\$7,853,536	
2028-2029	\$7,125,756	\$400,676	\$295,886	\$0	\$7,792,318	\$7,391,642	\$7,474,146	\$8,089,142	

TOTAL RECEIPTS BY PROGRAM										
YEAR	Taxes	Local	State Aid	SPED	Other State	Total State	Federal	Other	Total Rec	
2015	\$4,726,598	\$5,122,960	\$80,128	\$404,396	\$42,880	\$981,127	\$317,411	\$27,374	\$6,492,352	
2016	\$4,989,681	\$5,389,250	\$0	\$518,185	\$35,623	\$1,052,105	\$201,884	\$49,833	\$6,728,695	
2017	\$5,222,795	\$5,675,552	\$36,341	\$555,413	\$38,112	\$1,196,195	\$337,688	\$11,303	\$7,218,589	
2018	\$4,610,010	\$5,049,058	\$32,358	\$561,841	\$40,001	\$1,180,275	\$185,185	\$13,699	\$6,468,218	
2019	\$4,492,310	\$4,922,650	\$112,231	\$568,458	\$449,852	\$1,130,541	\$173,001	\$252,851	\$6,478,043	
2020	\$4,733,793	\$5,163,672	\$37,130	\$564,937	\$582,093	\$1,184,160	\$256,030	\$43,208	\$6,647,070	
2021	\$4,343,986	\$4,781,564	\$37,854	\$502,461	\$564,111	\$1,104,426	\$332,506	\$17,356	\$6,295,852	
2022	\$4,913,053	\$5,383,476	\$38,332	\$497,539	\$572,573	\$1,108,44	\$363,695	\$113,245	\$6,968,860	
2023	\$4,467,969	\$4,945,053	\$608,162	\$959,609	\$662,739	0	\$558,939	\$17,937	\$7,806,439	
2024	\$4,040,682	\$4,440,682	\$591,978	4	\$566,274	6	\$317,410	\$95,383	\$7,078,860	
2025	\$4,961,146	\$5,361,146	\$610,226	\$1,000,00	\$589,558	\$2,199,78	\$325,000	\$80,226	\$7,966,156	
2026	\$5,912,032	\$6,312,032	\$600,000	\$1,000,00	\$591,051	\$2,191,05	\$325,000	\$87,629	\$8,915,712	
2027	\$6,120,814	\$6,520,814	\$600,000	\$1,000,00	\$596,439	\$2,196,43	\$325,000	\$89,884	\$9,131,937	
2028	\$6,290,113	\$6,690,113	\$600,000	\$1,000,00	\$601,212	\$2,201,21	\$325,000	\$84,972	\$9,301,297	
2030	\$6,413,180	\$6,813,180	\$600,000	0	\$598,907	7	\$325,000	\$87,579	\$9,414,666	

Receipts/Expenses and Difference					
YEAR	Total Exp	Difference	Exp Inc	Rec Inc	
2015-2016	\$5,762,025	\$729,727	\$106,053	\$107,956	
2016-2017	\$5,875,531	\$853,164	\$112,906	\$236,343	
2017-2018	\$6,082,808	\$1,138,042	\$207,277	\$490,155	
2018-2019	\$6,391,389	\$76,829	\$308,581	\$750,632	
2019-2020	\$6,738,992	-\$259,949	\$347,603	\$100,825	
2020-2021	\$6,648,676	-\$1,606	\$90,316	\$168,027	
2021-2022	\$7,162,746	-\$866,894	\$514,070	\$351,218	
2022-2023	\$7,393,636	-\$424,776	\$230,890	\$673,008	
2023-2024	\$7,821,486	-\$15,047	\$427,850	\$837,579	
2024-2025	\$8,047,736	-\$968,876	\$226,250	\$727,579	
2025-2026	\$8,431,884	-\$465,729	\$384,148	\$887,295	
2026-2027	\$8,684,841	\$230,671	\$252,957	\$949,557	
2027-2028	\$8,945,386	\$186,550	\$260,545	\$2,16,224	
2028-2029	\$9,213,748	\$87,549	\$268,362	\$1,60,560	
2029-2030	\$9,490,160	-\$75,495	\$276,412	\$113,369	

Cash Balance In GF, Depreciation, Special Building, &						
YEAR	Gen Fund	Goal	Depreciation Fund	Special Building Fund	Employee Benefit	QCPUF
2015-2016	\$2,847,508	\$1,440,656	\$61,374	\$358,442	\$14,772	\$0
2016-2017	\$3,700,672	\$1,468,883	\$6,733	\$314,893	\$14,794	\$0
2017-2018	\$4,836,714	\$1,520,702	\$16,439	\$179,580	\$17,822	\$0
2018-2019	\$4,913,543	\$1,597,847	\$154,111	\$490,458	\$14,732	\$0
2019-2020	\$3,638,706	\$1,684,748	\$190,678	\$682,059	\$114,763	\$0
2020-2021	\$3,412,619	\$1,662,169	\$208,132	\$700,589	\$115,325	\$0
2021-2022	\$3,562,304	\$1,790,687	\$223,535	\$1,040,951	\$115,709	\$0
2022-2023	\$2,964,738	\$1,848,409	\$469,112	\$1,435,628	\$116,868	\$0
2023-2024	\$2,165,860	\$1,955,372	\$457,576	\$1,760,261	\$219,709	\$0
2024-2025	\$2,267,896	\$2,011,934	\$649,929	\$1,605,117	\$224,501	\$0
2025-2026	\$1,299,020	\$2,107,971	\$373,500	\$7,600,000	\$241,260	\$0
2026-2027	\$833,291	\$2,171,210	\$373,500	\$2,000,000	\$0	\$0
2027-2028	\$1,064,163	\$2,236,347	\$373,500	\$1,700,000	\$0	\$0
2028-2029	\$1,250,713	\$2,303,437	\$373,500	\$1,400,000	\$0	\$0
2029-2030	\$1,338,262	\$2,372,540	\$373,500	\$1,100,000	\$0	\$0

EXPENSES										
Year	Payroll	FICA	Retiremen	Insurance	Payroll	Bills	Total Exp	Bills Incr	Payroll Inc	Payroll %
2017	\$0	\$0	\$0	\$0	\$0	#####	#####	#####	#####	0.00%
2018	\$0	\$0	\$0	\$0	\$0	#####	#####	#####	#####	0.00%
2019	\$0	\$0	\$0	\$0	\$0	#####	#####	#####	#####	0.00%
2020	\$3,947,289	\$301,968	\$362,544	\$789,458	#####	\$1,247,41	#####	#####	#####	81.24%
2021	\$3,991,946	\$305,384	\$370,861	\$798,369	#####	\$1,686,16	#####	#####	#####	76.32%
2022	\$4,073,609	\$311,631	\$379,788	\$814,722	#####	\$1,813,88	#####	#####	#####	75.47%
2023	\$4,115,272	\$314,818	\$384,805	\$905,360	#####	1	#####	#####	#####	73.14%
2024	\$4,274,945	\$327,033	\$428,502	\$854,989	#####	8	#####	#####	#####	73.11%
2025	\$4,475,439	\$342,371	\$446,505	\$895,088	#####	\$2,272,48	#####	#####	#####	73.05%
2026	\$4,609,703	\$352,642	\$459,900	\$921,941	#####	\$2,340,65	#####	#####	#####	73.05%
2027	\$4,747,994	\$363,222	\$473,697	\$949,599	#####	\$2,410,87	#####	#####	#####	73.05%
2028	\$4,890,434	\$374,118	\$487,908	\$978,087	#####	\$2,483,20	#####	#####	#####	73.05%
2030	\$5,037,147	\$385,342	\$502,545	9	#####	8	#####	#####	#####	73.05%

Percent of total receipts by program					
YEAR	Taxes	Total Local	State	Federal	Other
2019	69.34%	75.96%	1.73%	8.77%	6.94%
2020	71.22%	77.68%	0.56%	8.50%	8.76%
2021	69.00%	75.95%	0.60%	7.98%	8.96%
2022	70.50%	77.25%	0.55%	7.14%	8.22%
2023	57.23%	63.35%	7.79%	12.29%	8.49%
2024	57.08%	62.73%	8.36%	15.07%	8.00%
2025	62.28%	67.30%	7.86%	12.55%	7.40%
2026	66.31%	70.80%	6.73%	11.22%	6.63%
2028	67.03%	71.41%	6.57%	10.95%	6.53%

Percent of Tax Receipts			
Year	Received	Request	%
2017-2018	\$5,222,795	\$5,559,409	93.96%
2018-2019	\$4,610,010	\$5,050,507	91.28%
2019-2020	\$4,492,310	\$5,050,051	88.96%
2020-2021	\$4,733,793	\$4,824,537	98.12%

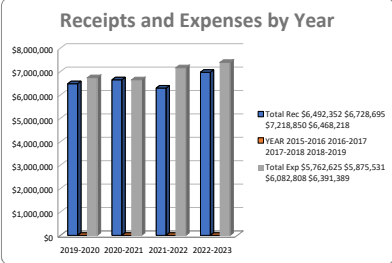


Chart at the bottom: add the payroll from excel wksht. be sure to add an index number. project 4% payroll 3% bills. be sure to add state aid calc also. Dist 62-0021

	Receipt Totals	MONTHLY EXPENSES		Expense Totals	Revenue/Exp. Difference	EXPENSES running total	receipts		running Balance
		Payroll	Bill Roster				Running	Balance	
September									Beg Cash
2019				\$0	\$0	\$0	\$0	\$3,638,706	\$3,638,706
2020				\$0	\$0	\$0	\$0	\$3,412,619	\$3,412,619
2021				\$0	\$0	\$0	\$0	\$3,562,304	\$3,562,304
2022				\$0	\$0	\$0	\$0	\$2,964,738	\$2,964,738
2023				\$596,926	(\$596,926)	\$596,926	\$0	\$1,561,134	\$2,165,860
2024				\$0	\$0	\$0	\$0	\$2,267,896	\$2,267,896
October									
2019				\$0	\$0	\$0	\$0	\$3,638,706	
2020				\$0	\$0	\$0	\$0	\$3,412,619	
2021				\$0	\$0	\$0	\$0	\$3,562,304	
2022				\$0	\$0	\$0	\$0	\$2,964,738	
2023				\$511,908	(\$511,908)	\$1,108,834	\$0	\$1,049,226	
2024				\$0	\$0	\$0	\$0	\$2,267,896	
November									
2019				\$0	\$0	\$0	\$0	\$3,638,706	
2020				\$0	\$0	\$0	\$0	\$3,412,619	
2021				\$0	\$0	\$0	\$0	\$3,562,304	
2022				\$0	\$0	\$0	\$0	\$2,964,738	
2023				\$510,266	(\$510,266)	\$1,619,100	\$0	\$538,960	
2024				\$0	\$0	\$0	\$0	\$2,267,896	
December									
2019				\$0	\$0	\$0	\$0	\$3,638,706	
2020				\$0	\$0	\$0	\$0	\$3,412,619	
2021				\$0	\$0	\$0	\$0	\$3,562,304	
2022				\$0	\$0	\$0	\$0	\$2,964,738	
2023				\$533,113	(\$533,113)	\$2,152,213	\$0	\$5,847	
2024				\$0	\$0	\$0	\$0	\$2,267,896	
January									
2020				\$0	\$0	\$0	\$0	\$3,638,706	
2021				\$0	\$0	\$0	\$0	\$3,412,619	#####
2022				\$0	\$0	\$0	\$0	\$3,562,304	#####
2023				\$0	\$0	\$0	\$0	\$2,964,738	#####
2024				\$542,245	(\$542,245)	\$2,694,458	\$0	(\$536,398)	
2025				\$0	\$0	\$0	\$0	\$2,267,896	
February									
2020				\$0	\$0	\$0	\$0	\$3,638,706	
2021				\$0	\$0	\$0	\$0	\$3,412,619	
2022				\$0	\$0	\$0	\$0	\$3,562,304	
2023				\$0	\$0	\$0	\$0	\$2,964,738	
2024				\$624,355	(\$624,355)	\$3,318,813	\$0	(\$1,160,753)	
2025				\$0	\$0	\$0	\$0	\$2,267,896	
March									
2020				\$0	\$0	\$0	\$0	\$3,638,706	
2021				\$0	\$0	\$0	\$0	\$3,412,619	
2022				\$0	\$0	\$0	\$0	\$3,562,304	
2023				\$0	\$0	\$0	\$0	\$2,964,738	
2024				\$542,544	(\$542,544)	\$3,861,357	\$0	(\$1,703,297)	
2025				\$0	\$0	\$0	\$0	\$2,267,896	
April									
2020				\$0	\$0	\$0	\$0	\$3,638,706	
2021				\$0	\$0	\$0	\$0	\$3,412,619	
2022				\$0	\$0	\$0	\$0	\$3,562,304	
2023				\$0	\$0	\$0	\$0	\$2,964,738	
2024				\$516,154	(\$516,154)	\$4,377,511	\$0	(\$2,219,451)	
2025				\$0	\$0	\$0	\$0	\$2,267,896	
May									
2020				\$0	\$0	\$0	\$0	\$3,638,706	
2021				\$0	\$0	\$0	\$0	\$3,412,619	
2022				\$0	\$0	\$0	\$0	\$3,562,304	
2023				\$0	\$0	\$0	\$0	\$2,964,738	
2024				\$699,474	(\$699,474)	\$5,076,985	\$0	(\$2,918,925)	5779198
2025				\$0	\$0	\$0	\$0	\$2,267,896	
June									
2020				\$0	\$0	\$0	\$0	\$3,638,706	
2021				\$0	\$0	\$0	\$0	\$3,412,619	
2022				\$0	\$0	\$0	\$0	\$3,562,304	
2023				\$0	\$0	\$0	\$0	\$2,964,738	
2024				\$573,943	(\$573,943)	\$5,650,928	\$0	(\$3,492,868)	
2025				\$0	\$0	\$0	\$0	\$2,267,896	
July									
2020				\$0	\$0	\$0	\$0	\$3,638,706	
2021				\$0	\$0	\$0	\$0	\$3,412,619	
2022				\$0	\$0	\$0	\$0	\$3,562,304	
2023				\$0	\$0	\$0	\$0	\$2,964,738	
2024				\$454,047	(\$454,047)	\$6,104,975	\$0	(\$3,945,919)	2024 Rec July 6596926
2025				\$0	\$0	\$0	\$0	\$2,267,896	
August									
2020				\$0	\$0	\$0	\$0	\$3,638,706	22 Rec 22 Exp
2021				\$0	\$0	\$0	\$0	\$3,412,619	\$6,295,852 \$7,162,746
2022				\$0	\$0	\$0	\$0	\$3,562,304	23 Rec
2023				\$0	\$0	\$0	\$0	\$2,964,738	6315444 \$7,393,636 \$7,393,636
2024				\$0	\$0	\$6,104,975	\$0	(\$3,945,919)	
2025				\$0	\$0	\$0	\$0	\$2,267,896	775000

YEAR	REVENUE	PAYROLL	BILLS	TOTAL EXP	BALANCE	% PAYROLL	Payroll inc.
19-20	\$0	\$0	\$0	\$0	\$0	#DIV/0!	
Avg	\$0	\$0	\$0	\$0	\$0	#DIV/0!	
20-21	\$ -	\$0	\$0	\$0	\$0	#DIV/0!	\$0
19-20 Avg	\$ -	\$0	\$0	\$0	\$0	#DIV/0!	\$0
2022	\$ -	\$ -	\$ -	\$ -	\$0	#DIV/0!	\$0
2023	\$ -	\$ -	\$ -	\$ -	\$ (6,104,975)	#DIV/0!	\$0
2024	\$ -	\$ -	\$ -	\$ 6,104,975	(\$6,104,975)	0.00%	\$0
2025 Proj	\$0	\$ -	\$ -	\$ -	\$0	#DIV/0!	\$0
2026 Proj	\$0	\$0	\$0	\$0	\$0	#DIV/0!	\$0

SYSTEM NEEDS				
	2023-2024	2024-2025	25-26 MY #	25-26 NDE
Basic Funding	\$4,800,388	\$5,091,390	\$5,041,721	\$5,024,539
Poverty Allowance	\$275,685		\$275,000	\$318,750
LEP allowance	\$29,963		\$30,000	\$30,600
Summer school allow	\$8,605	\$830	\$1,000	\$10,998
Special Rec Allow	\$245,663	\$268,764	\$268,000	\$481,432
Transportation Allow	\$146,485	\$171,390	\$170,000	\$256,267
Dist. Ed. allow	\$34,501	\$47,184	\$45,000	\$28,461
Poverty Allow Correction				
LEP correction	-\$10,728			-\$5,124
Stdt Growth Adj				
Tot. Calc. Needs	\$5,530,562	\$5,579,558	\$5,830,721	\$6,145,923
Needs Stabilization	\$67,536	\$18,540		
Total Formula Needs	\$5,598,098	\$5,598,098	\$5,830,721	\$6,145,923
SYSTEM RESOURCES				
Local Effort Rate	\$3,211,515	\$3,571,931	3679089	\$3,855,138
Option Funding				
Income Tax Funds	\$38,327	\$40,745	\$40,000	\$44,365
Other Rec	\$540,834	\$606,893	\$600,000	\$877,371
Foundation Aid	\$464,091	\$462,586	\$462,000	\$271,455
Total Formula Resources	\$4,254,767	\$4,682,155	\$4,781,089	\$5,048,329
STATE AID CALCULATED				
Needs - Resources	\$1,343,331	\$915,943	\$1,049,632	\$1,097,594
Option Funding	\$0	\$0		
Income Tax Funds	\$38,327	\$40,745	\$40,000	\$44,365
None Equal. Min Levy adj				
Foundation Aid	\$464,091	\$462,586	\$462,000	\$271,455
FA Outside of Resource				\$180,970
State Aid Calculated	\$1,845,749	\$1,419,274	\$1,551,632	\$1,594,384
Prior year Correction	\$1,472	\$4,502		
Total State Aid	\$1,847,221	\$1,423,776	\$1,551,632	\$1,594,384

Student Enrollment	1487.88	1348.51	1357.82
Allocation per student	#REF!	#REF!	\$1,360

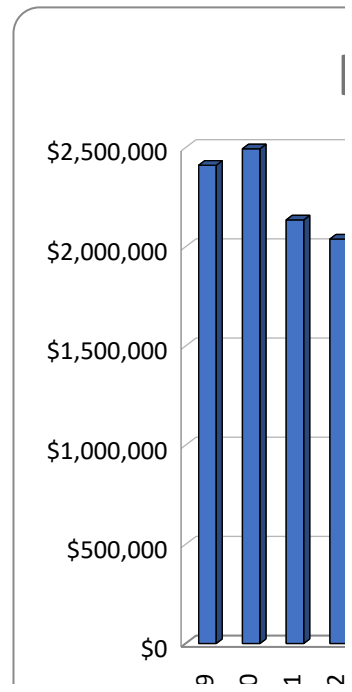
Basic Funding avg of 10 larger and 10 smaller minus 2 f
Poverty Allowance *new in 2008

LEP allowance	New in 2008 Limited English Proficiency
Elementary size allow	1839.48 x No. of students in K-3 who spe
Summer school allow	.025 x summer scl stdt units, x 85% of the
Instructional Time allow	New around 2007 Eliminated after 4 year
Special Rec Allow	Special Receipts from AFR
Transportatin Allow	*Mileage for trans to/from school
Elementary site allow	*districts wih multiple elem blds and no of
Dist. Ed. allow	Distance Ed. Formula 85% times costs fo
Averaging adjustment	districts whose basic funding per fomula :
Teacher Ed Adj	For districts with large number of masters
Poverty Allow Correction	If poverty expenditures do not equal 117%
LEP correction	Same as poverty correction
Local Choice Adj	Districts below 390 stdt and funding is gre

Local Effort Rate	Adjusted valuation divided by 100 times 1
Option Funding	Net option times state average Basic Fun
Income Tax Funds	a percent calculated annually
Other Rec	Other receipts from AFR
Min Levy Adj	district under .95. subtract the system lev
Retirement Aid	
Formula Resources	

Equalization Aid	
Option Funding	
Income Tax Funds	
Non Equal. Min Levy adj	
Need Stabilization	Keeps the formula need between 100% and 112% of th
Retirement Aid	
Reorganization Incentive	
State Aid Calculated	
Prior year deficiencies	
Prior year Correction	

high and low x form sts)



2008-09
2009-10
2010-11
2011-12

and 50% in rooms over 10 under 20
 e stae avg gen. fund exp /form stdt (\$7,817)
 's

ther elem within 7 miles
 or telecom service
 stdt is less than the state avg (approx 7500)
 s level teachers-Eliminated
 % of allowance for the year

eater than basic funding per formula student

1.0203
 nding per formula student (approx 7,600)

ry from.95 REMOVED

2009-10
2010-11
2011-12
2012-13
2013-14
2014-15
2015-16
2016-17
2017-18
2018-19
2019-20
2020-21
2021-22
2022-23
2023-24
2024-25
2025-26

he previous years recalculated fromula need formula need, except (student growth adj is not

23-24 Enrollment for 24-25 State Aid

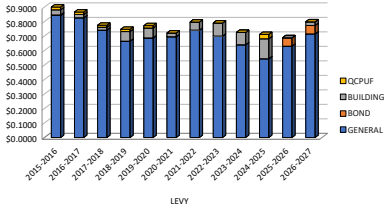
East Butler	290.01	#####	\$20,216.87
Palmer	290.36	#####	\$14,460.23
Walthill	291.10	#####	\$15,046.55
Fullerton	291.23	#####	\$16,216.88
Loup City	294.98	#####	\$16,786.16
Axtell	296.84	#####	\$16,019.75
Central Valley	298.24	#####	\$22,892.02

Creighton	298.41	#####	\$15,369.77
Neligh	308.19	#####	\$17,396.11
Boyd Co	308.33	#####	\$16,194.28
BAYARD	308.39	#####	\$16,911.99
Heartland	309.84	#####	\$16,797.16
Pleasanton	311.72	#####	\$11,900.33
Elm Creek	318.36	#####	\$14,691.77
Johnson Brock	329.45	#####	\$12,867.24
Plainview	338.85	#####	\$15,187.81
Amherst	352.67	#####	\$14,332.69
Cross Co	353.16	#####	\$17,049.61
Southern	354.87	#####	\$12,832.60
Ainsworth	358.87	#####	\$20,477.00
Laurel	362.27	#####	\$21,509.72
		#####	

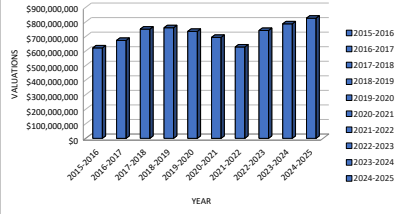
2012-13	2013-14	2014-15	2015-16	2016-17	2017-18	2018-19	2019-20	2020-21	2021-22	2022-23	2023-24	2024-25	2025-26	2019-20
\$2,494,096							#####							
\$2,135,599							#####							
\$2,039,213							#####							
\$2,007,080							#####							
\$2,099,946							#####							
\$2,109,919							#####							
\$2,097,895							#####							
\$1,942,483							#####							
\$1,877,561							#####							
\$1,943,838							#####							
\$1,985,757							#####							
\$1,974,495							#####							
\$1,985,560							#####							
\$1,847,935							#####							
\$1,847,221					309		#####							
\$1,423,776					309		#####							
\$1,594,384							#####							

dec.)

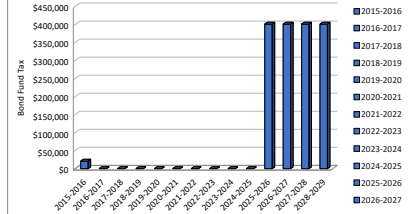
Tax Levy



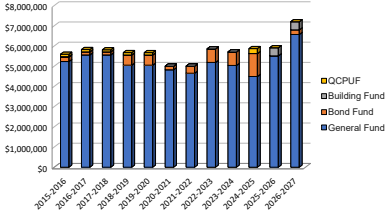
VALUATIONS



Bond Fund Tax Request



Total Tax Request



HS	67,925
Elem	34,064
Total Sq Ft.	101,989

LB 583										
	GENERAL FUND AND BUILDING FUND TAX					STATE AID				
	Tax	Building Fund Tax	Tax	23-24 Max	Difference	22-23 State Aid	Aid	Change	increase	vote
Waverly					\$0			\$0	\$0	

<u>Taxes</u>	<u>Sept</u>	<u>Oct</u>	<u>Nov</u>	Dec	Jan	Feb
Lancaster Co						
Other Co						
Total	<u>\$0.00</u>	<u>\$0.00</u>	<u>\$0.00</u>	<u>\$0.00</u>	<u>\$0.00</u>	<u>\$0.00</u>
	<u>\$0.00</u>					

<u>Date</u>	<u>Total of Other</u>	<u>State Aid</u>	<u>Taxes 1110</u>	Carline 1115	Public Pwr Tx 1120	Motor Veh. 1125
Sept	\$0.00		\$0.00			
Oct	\$0.00		\$0.00			
Nov	\$0.00		\$0.00			
Dec	\$0.00		\$0.00			
Jan	\$0.00		\$0.00			
Feb	\$0.00		\$0.00			
March	\$0.00		\$0.00			
Apr	\$0.00		\$0.00			
May	\$0.00		\$0.00			
June	\$0.00		\$0.00			
July	\$0.00	\$0.00	\$0.00			
Aug	\$0.00	\$0.00	\$0.00			
Month Total	\$0.00	\$0.00	\$0.00	\$0.00	\$0.00	\$0.00
Budget	#####	322,621	8,237,500	\$70,000.00	\$0.00	\$460,000.00
Difference	-\$10,860,121	-\$322,621	-\$8,237,500	-\$70,000	\$0	-\$460,000
Amt off						

22-23 Tax
22-23 Rec

<u>Taxes</u>	<u>Sept</u>	<u>Oct</u>	<u>Nov</u>	Dec	Jan	Feb
Keith County						
Perkins						
Total	<u>\$0.00</u>	<u>\$0.00</u>	<u>\$0.00</u>	<u>\$0.00</u>	<u>\$0.00</u>	<u>\$0.00</u>
	<u>\$0.00</u>					

<u>Date</u>	<u>Total of Other</u>	<u>State Aid</u>	<u>Taxes 1110</u>	Carline 1115	Public Pwr Tx 1120	Motor Veh. 1125
Sept. 2014	\$123,252.00	\$32,262.00	#####	\$14,788.00		\$40,518.00
Oct. 2014	\$77,667.00	\$32,262.00	\$393,842.00			\$39,718.00
Nov. 2014	\$99,123.00	\$32,262.00	100,547.00			\$53,256.00
Dec. 2014	\$183,382.00	\$32,262.00	\$33,228.00			\$33,031.00
Jan. 2015	\$216,521.00	\$32,262.00	\$894,800.00			\$52,664.00
Feb. 2014	\$494,082.00	\$32,262.00	\$343,506.00	\$0.00		\$73,446.00
March. 2013	\$331,144.00	\$32,262.00	\$130,848.00			\$42,039.00
Apr. 2013	\$619,465.00	\$32,262.00	\$252,292.00			\$44,111.00
May. 2013	\$463,633.00	\$32,262.00	2,782,047.00	\$47,019.00		\$40,322.00
June. 2012	\$290,873.00	\$32,262.00	\$414,471.00			\$40,753.00
July. 2012	\$108,436.00	\$0.00	\$57,690.00			\$44,313.00
Aug. 2012	\$138,970.00	\$0.00	\$97,867.00			\$42,084.00
14-15 Month	#####	\$322,620.00	\$7,697,869	\$61,807.00	\$0.00	\$546,255.00
14-15	#####	322,621	8,237,500	\$70,000.00	\$0.00	\$460,000.00
Difference	\$262,949	-\$1	-\$539,631	-\$8,193	\$0	\$86,255
Amt off						

<u>Taxes</u>	<u>Sept</u>	<u>Oct</u>	<u>Nov</u>	Dec	Jan	Feb
Keith County						
Perkins						
Total	<u>\$0.00</u>	<u>\$0.00</u>	<u>\$0.00</u>	<u>\$0.00</u>	<u>\$0.00</u>	<u>\$0.00</u>
	<u>\$0.00</u>					

Date	Total of Other	State Aid	Taxes 1110	Carline 1115	Public Pwr Tx 1120	Motor Veh. 1125
Sept. 2014	\$123,252.00	\$32,262.00	#####	\$14,788.00		\$40,518.00
Oct. 2014	\$77,667.00	\$32,262.00	\$393,842.00			\$39,718.00
Nov. 2014	\$99,123.00	\$32,262.00	100,547.00			\$53,256.00
Dec. 2014	\$183,382.00	\$32,262.00	\$33,228.00			\$33,031.00
Jan. 2015	\$216,521.00	\$32,262.00	\$894,800.00			\$52,664.00
Feb. 2014	\$494,082.00	\$32,262.00	\$343,506.00	\$0.00		\$73,446.00
March. 2013	\$331,144.00	\$32,262.00	\$130,848.00			\$42,039.00
Apr. 2013	\$619,465.00	\$32,262.00	\$252,292.00			\$44,111.00
May. 2013	\$463,633.00	\$32,262.00	2,782,047.00	\$47,019.00		\$40,322.00
June. 2012	\$290,873.00	\$32,262.00	\$414,471.00			\$40,753.00
July. 2012	\$108,436.00	\$0.00	\$57,690.00			\$44,313.00
Aug. 2012	\$138,970.00	\$0.00	\$97,867.00			\$42,084.00
14-15 Month	#####	\$322,620.00	\$7,697,869	\$61,807.00	\$0.00	\$546,255.00
14-15	#####	322,621	8,237,500	\$70,000.00	\$0.00	\$460,000.00

Difference	\$262,949	-\$1	-\$539,631	-\$8,193	\$0	\$86,255
Amt off						

<u>Taxes</u>	<u>Sept</u>	<u>Oct</u>	<u>Nov</u>	Dec	Jan	Feb
Keith County						
Perkins						
Total	<u>\$0.00</u>	<u>\$0.00</u>	<u>\$0.00</u>	<u>\$0.00</u>	<u>\$0.00</u>	<u>\$0.00</u>
	<u>\$0.00</u>					

<u>Date</u>	<u>Total of Other</u>	<u>State Aid</u>	<u>Taxes 1110</u>	Carline 1115	Public Pwr Tx 1120	Motor Veh. 1125
Sept. 2014	\$123,252.00	\$32,262.00	#####	\$14,788.00		\$40,518.00
Oct. 2014	\$77,667.00	\$32,262.00	\$393,842.00			\$39,718.00
Nov. 2014	\$99,123.00	\$32,262.00	100,547.00			\$53,256.00
Dec. 2014	\$183,382.00	\$32,262.00	\$33,228.00			\$33,031.00
Jan. 2015	\$216,521.00	\$32,262.00	\$894,800.00			\$52,664.00

Feb. 2014	\$494,082.00	\$32,262.00	\$343,506.00	\$0.00		\$73,446.00
March. 2013	\$331,144.00	\$32,262.00	\$130,848.00			\$42,039.00
Apr. 2013	\$619,465.00	\$32,262.00	\$252,292.00			\$44,111.00
May. 2013	\$463,633.00	\$32,262.00	2,782,047.00	\$47,019.00		\$40,322.00
June. 2012	\$290,873.00	\$32,262.00	\$414,471.00			\$40,753.00
July. 2012	\$108,436.00	\$0.00	\$57,690.00			\$44,313.00
Aug. 2012	\$138,970.00	\$0.00	\$97,867.00			\$42,084.00
14-15 Month	#####	\$322,620.00	\$7,697,869	\$61,807.00	\$0.00	\$546,255.00
14-15	#####	322,621	8,237,500	\$70,000.00	\$0.00	\$460,000.00
Difference	\$262,949	-\$1	-\$539,631	-\$8,193	\$0	\$86,255
Amt off						

\$0.00

Date	Total of Other	State Aid	Taxes 1110	Carline 1115	Public Pwr Tx 1120	Motor Veh. 1125
Sept. 2014	\$123,252.00	\$32,262.00	#####	\$14,788.00		\$40,518.00
Oct. 2014	\$77,667.00	\$32,262.00	\$393,842.00			\$39,718.00
Nov. 2014	\$99,123.00	\$32,262.00	100,547.00			\$53,256.00
Dec. 2014	\$183,382.00	\$32,262.00	\$33,228.00			\$33,031.00
Jan. 2015	\$216,521.00	\$32,262.00	\$894,800.00			\$52,664.00
Feb. 2014	\$494,082.00	\$32,262.00	\$343,506.00	\$0.00		\$73,446.00
March. 2013	\$331,144.00	\$32,262.00	\$130,848.00			\$42,039.00
Apr. 2013	\$619,465.00	\$32,262.00	\$252,292.00			\$44,111.00
May. 2013	\$463,633.00	\$32,262.00	2,782,047.00	\$47,019.00		\$40,322.00
June. 2012	\$290,873.00	\$32,262.00	\$414,471.00			\$40,753.00
July. 2012	\$108,436.00	\$0.00	\$57,690.00			\$44,313.00
Aug. 2012	\$138,970.00	\$0.00	\$97,867.00			\$42,084.00
14-15 Month	#####	\$322,620.00	\$7,697,869	\$61,807.00	\$0.00	\$546,255.00
14-15	#####	322,621	8,237,500	\$70,000.00	\$0.00	\$460,000.00
Difference	\$262,949	-\$1	-\$539,631	-\$8,193	\$0	\$86,255
Amt off						

<u>Taxes</u>	<u>Sept</u>	<u>Oct</u>	<u>Nov</u>	Dec	Jan	Feb
Keith County						
Perkins						
Total	<u>\$0.00</u>	<u>\$0.00</u>	<u>\$0.00</u>	<u>\$0.00</u>	<u>\$0.00</u>	<u>\$0.00</u>
	<u>\$0.00</u>					

<u>Date</u>	<u>Total of Other</u>	<u>State Aid</u>	<u>Taxes 1110</u>	Carline 1115	Public Pwr Tx 1120	Motor Veh. 1125
Sept. 2014	\$123,252.00	\$32,262.00	#####	\$14,788.00		\$40,518.00
Oct. 2014	\$77,667.00	\$32,262.00	\$393,842.00			\$39,718.00
Nov. 2014	\$99,123.00	\$32,262.00	100,547.00			\$53,256.00
Dec. 2014	\$183,382.00	\$32,262.00	\$33,228.00			\$33,031.00
Jan. 2015	\$216,521.00	\$32,262.00	\$894,800.00			\$52,664.00
Feb. 2014	\$494,082.00	\$32,262.00	\$343,506.00	\$0.00		\$73,446.00
March. 2013	\$331,144.00	\$32,262.00	\$130,848.00			\$42,039.00
Apr. 2013	\$619,465.00	\$32,262.00	\$252,292.00			\$44,111.00
May. 2013	\$463,633.00	\$32,262.00	2,782,047.00	\$47,019.00		\$40,322.00
June. 2012	\$290,873.00	\$32,262.00	\$414,471.00			\$40,753.00
July. 2012	\$108,436.00	\$0.00	\$57,690.00			\$44,313.00
Aug. 2012	\$138,970.00	\$0.00	\$97,867.00			\$42,084.00
14-15 Month	#####	\$322,620.00	\$7,697,869	\$61,807.00	\$0.00	\$546,255.00
14-15	#####	322,621	8,237,500	\$70,000.00	\$0.00	\$460,000.00
Difference	\$262,949	-\$1	-\$539,631	-\$8,193	\$0	\$86,255
Amt off						

<u>Taxes</u>	<u>Sept</u>	<u>Oct</u>	<u>Nov</u>	Dec	Jan	Feb
Keith County						
Perkins						
Total	<u>\$0.00</u>	<u>\$0.00</u>	<u>\$0.00</u>	<u>\$0.00</u>	<u>\$0.00</u>	<u>\$0.00</u>
	<u>\$0.00</u>					

<u>Date</u>	<u>Total of Other</u>	<u>State Aid</u>	<u>Taxes 1110</u>	Carline 1115	Public Pwr Tx 1120	Motor Veh. 1125
Sept. 2014	\$123,252.00	\$32,262.00	#####	\$14,788.00		\$40,518.00
Oct. 2014	\$77,667.00	\$32,262.00	\$393,842.00			\$39,718.00
Nov. 2014	\$99,123.00	\$32,262.00	100,547.00			\$53,256.00
Dec. 2014	\$183,382.00	\$32,262.00	\$33,228.00			\$33,031.00
Jan. 2015	\$216,521.00	\$32,262.00	\$894,800.00			\$52,664.00
Feb. 2014	\$494,082.00	\$32,262.00	\$343,506.00	\$0.00		\$73,446.00
March. 2013	\$331,144.00	\$32,262.00	\$130,848.00			\$42,039.00
Apr. 2013	\$619,465.00	\$32,262.00	\$252,292.00			\$44,111.00
May. 2013	\$463,633.00	\$32,262.00	2,782,047.00	\$47,019.00		\$40,322.00
June. 2012	\$290,873.00	\$32,262.00	\$414,471.00			\$40,753.00
July. 2012	\$108,436.00	\$0.00	\$57,690.00			\$44,313.00
Aug. 2012	\$138,970.00	\$0.00	\$97,867.00			\$42,084.00
14-15 Month	#####	\$322,620.00	\$7,697,869	\$61,807.00	\$0.00	\$546,255.00
14-15	#####	322,621	8,237,500	\$70,000.00	\$0.00	\$460,000.00
Difference	\$262,949	-\$1	-\$539,631	-\$8,193	\$0	\$86,255
Amt off						

<u>Taxes</u>	<u>Sept</u>	<u>Oct</u>	<u>Nov</u>	Dec	Jan	Feb
Keith County						
Perkins						
Total	<u>\$0.00</u>	<u>\$0.00</u>	<u>\$0.00</u>	<u>\$0.00</u>	<u>\$0.00</u>	<u>\$0.00</u>
	<u>\$0.00</u>					

<u>Date</u>	<u>Total of Other</u>	<u>State Aid</u>	<u>Taxes 1110</u>	Carline 1115	Public Pwr Tx 1120	Motor Veh. 1125
Sept. 2014	\$123,252.00	\$32,262.00	#####	\$14,788.00		\$40,518.00
Oct. 2014	\$77,667.00	\$32,262.00	\$393,842.00			\$39,718.00
Nov. 2014	\$99,123.00	\$32,262.00	100,547.00			\$53,256.00
Dec. 2014	\$183,382.00	\$32,262.00	\$33,228.00			\$33,031.00
Jan. 2015	\$216,521.00	\$32,262.00	\$894,800.00			\$52,664.00
Feb. 2014	\$494,082.00	\$32,262.00	\$343,506.00	\$0.00		\$73,446.00
March. 2013	\$331,144.00	\$32,262.00	\$130,848.00			\$42,039.00
Apr. 2013	\$619,465.00	\$32,262.00	\$252,292.00			\$44,111.00
May. 2013	\$463,633.00	\$32,262.00	2,782,047.00	\$47,019.00		\$40,322.00
June. 2012	\$290,873.00	\$32,262.00	\$414,471.00			\$40,753.00
July. 2012	\$108,436.00	\$0.00	\$57,690.00			\$44,313.00
Aug. 2012	\$138,970.00	\$0.00	\$97,867.00			\$42,084.00
14-15 Month	#####	\$322,620.00	\$7,697,869	\$61,807.00	\$0.00	\$546,255.00

14-15	#####	322,621	8,237,500	\$70,000.00	\$0.00	\$460,000.00
Difference	\$262,949	-\$1	-\$539,631	-\$8,193	\$0	\$86,255
Amt off						

<u>Taxes</u>	<u>Sept</u>	<u>Oct</u>	<u>Nov</u>	Dec	Jan	Feb
Keith County						
Perkins						
Total	<u>\$0.00</u>	<u>\$0.00</u>	<u>\$0.00</u>	<u>\$0.00</u>	<u>\$0.00</u>	<u>\$0.00</u>
	<u>\$0.00</u>					

<u>Date</u>	<u>Total of Other</u>	<u>State Aid</u>	<u>Taxes 1110</u>	Carline 1115	Public Pwr Tx 1120	Motor Veh. 1125
Sept. 2014	\$123,252.00	\$32,262.00	#####	\$14,788.00		\$40,518.00
Oct. 2014	\$77,667.00	\$32,262.00	\$393,842.00			\$39,718.00
Nov. 2014	\$99,123.00	\$32,262.00	100,547.00			\$53,256.00
Dec. 2014	\$183,382.00	\$32,262.00	\$33,228.00			\$33,031.00

Jan. 2015	\$216,521.00	\$32,262.00	\$894,800.00			\$52,664.00
Feb. 2014	\$494,082.00	\$32,262.00	\$343,506.00	\$0.00		\$73,446.00
March. 2013	\$331,144.00	\$32,262.00	\$130,848.00			\$42,039.00
Apr. 2013	\$619,465.00	\$32,262.00	\$252,292.00			\$44,111.00
May. 2013	\$463,633.00	\$32,262.00	2,782,047.00	\$47,019.00		\$40,322.00
June. 2012	\$290,873.00	\$32,262.00	\$414,471.00			\$40,753.00
July. 2012	\$108,436.00	\$0.00	\$57,690.00			\$44,313.00
Aug. 2012	\$138,970.00	\$0.00	\$97,867.00			\$42,084.00
14-15 Month	#####	\$322,620.00	\$7,697,869	\$61,807.00	\$0.00	\$546,255.00
14-15	#####	322,621	8,237,500	\$70,000.00	\$0.00	\$460,000.00
Difference	\$262,949	-\$1	-\$539,631	-\$8,193	\$0	\$86,255
Amt off						

\$0.00

Date	Total of Other	State Aid	Taxes 1110	Carline 1115	Public Pwr Tx 1120	Motor Veh. 1125
Sept. 2014	\$123,252.00	\$32,262.00	#####	\$14,788.00		\$40,518.00
Oct. 2014	\$77,667.00	\$32,262.00	\$393,842.00			\$39,718.00
Nov. 2014	\$99,123.00	\$32,262.00	100,547.00			\$53,256.00
Dec. 2014	\$183,382.00	\$32,262.00	\$33,228.00			\$33,031.00
Jan. 2015	\$216,521.00	\$32,262.00	\$894,800.00			\$52,664.00
Feb. 2014	\$494,082.00	\$32,262.00	\$343,506.00	\$0.00		\$73,446.00
March. 2013	\$331,144.00	\$32,262.00	\$130,848.00			\$42,039.00
Apr. 2013	\$619,465.00	\$32,262.00	\$252,292.00			\$44,111.00
May. 2013	\$463,633.00	\$32,262.00	2,782,047.00	\$47,019.00		\$40,322.00
June. 2012	\$290,873.00	\$32,262.00	\$414,471.00			\$40,753.00
July. 2012	\$108,436.00	\$0.00	\$57,690.00			\$44,313.00
Aug. 2012	\$138,970.00	\$0.00	\$97,867.00			\$42,084.00
14-15 Month	#####	\$322,620.00	\$7,697,869	\$61,807.00	\$0.00	\$546,255.00
14-15	#####	322,621	8,237,500	\$70,000.00	\$0.00	\$460,000.00
Difference	\$262,949	-\$1	-\$539,631	-\$8,193	\$0	\$86,255
Amt off						

Ogallala
Financial

March	April	May	June	July	Aug
<u>\$0.00</u>	<u>\$0.00</u>	<u>\$0.00</u>	<u>\$0.00</u>	<u>\$0.00</u>	<u>\$0.00</u>

1220	1270 preschool	Interest 1410	Local Lic Fees 1610	City Fines 1620	Other Local Rev 1910-90	County Fines 2110-30
	\$840.00	\$567.00			\$2,650.00	\$22,102.00
\$2,700.00	\$1,060.00	\$627.00				\$22,497.00
\$150.00	\$770.00	\$436.00				\$20,383.00
		\$334.00				\$16,049.00
		\$333.00			\$2,000.00	\$13,467.00
	\$865.00	\$327.00				\$15,879.00
\$902.00	\$1,390.00	\$291.00				
\$867.00	\$955.00	\$275.00			\$11,178.00	\$17,432.00
\$1,050.00	\$240.00	\$609.00			(\$2,000.00)	\$16,612.00
\$1,350.00	\$10.00	\$897.00				\$15,795.00
		\$763.00				\$29,426.00
		\$562.00		\$17,460.00		
\$7,019.00	\$6,130.00	\$6,021.00	\$0.00	\$17,460.00	\$13,828.00	\$189,642.00
\$0.00	\$2,000.00	\$4,000.00	\$0.00	\$0.00	\$45,000.00	\$165,000.00
\$7,019	\$4,130	\$2,021	\$0	\$17,460	-\$31,172	\$24,642

Ogallala
Financial

March	April	May	June	July	Aug
<u>\$0.00</u>	<u>\$0.00</u>	<u>\$0.00</u>	<u>\$0.00</u>	<u>\$0.00</u>	<u>\$0.00</u>

1220	1270 preschool	Interest 1410	Local Lic Fees 1610	City Fines 1620	Other Local Rev 1910-90	County Fines 2110-30
	\$840.00	\$567.00			\$2,650.00	\$22,102.00
\$2,700.00	\$1,060.00	\$627.00				\$22,497.00
\$150.00	\$770.00	\$436.00				\$20,383.00
		\$334.00				\$16,049.00
		\$333.00			\$2,000.00	\$13,467.00
	\$865.00	\$327.00				\$15,879.00
\$902.00	\$1,390.00	\$291.00				
\$867.00	\$955.00	\$275.00			\$11,178.00	\$17,432.00
\$1,050.00	\$240.00	\$609.00			(\$2,000.00)	\$16,612.00
\$1,350.00	\$10.00	\$897.00				\$15,795.00
		\$763.00				\$29,426.00
		\$562.00		\$17,460.00		
\$7,019.00	\$6,130.00	\$6,021.00	\$0.00	\$17,460.00	\$13,828.00	\$189,642.00
\$0.00	\$2,000.00	\$4,000.00	\$0.00	\$0.00	\$45,000.00	\$165,000.00

\$7,019	\$4,130	\$2,021	\$0	\$17,460	-\$31,172	\$24,642

Ogallala
Financial

March	April	May	June	July	Aug
<u>\$0.00</u>	<u>\$0.00</u>	<u>\$0.00</u>	<u>\$0.00</u>	<u>\$0.00</u>	<u>\$0.00</u>

1220	1270 preschool	Interest 1410	Local Lic Fees 1610	City Fines 1620	Other Local Rev 1910-90	County Fines 2110-30
	\$840.00	\$567.00			\$2,650.00	\$22,102.00
\$2,700.00	\$1,060.00	\$627.00				\$22,497.00
\$150.00	\$770.00	\$436.00				\$20,383.00
		\$334.00				\$16,049.00
		\$333.00			\$2,000.00	\$13,467.00

	\$865.00	\$327.00				\$15,879.00
\$902.00	\$1,390.00	\$291.00				
\$867.00	\$955.00	\$275.00			\$11,178.00	\$17,432.00
\$1,050.00	\$240.00	\$609.00			(\$2,000.00)	\$16,612.00
\$1,350.00	\$10.00	\$897.00				\$15,795.00
		\$763.00				\$29,426.00
		\$562.00		\$17,460.00		
\$7,019.00	\$6,130.00	\$6,021.00	\$0.00	\$17,460.00	\$13,828.00	\$189,642.00
\$0.00	\$2,000.00	\$4,000.00	\$0.00	\$0.00	\$45,000.00	\$165,000.00
\$7,019	\$4,130	\$2,021	\$0	\$17,460	-\$31,172	\$24,642

Ogallala
Financial

March

April

May

June

July

Aug

\$0.00

\$0.00

\$0.00

\$0.00

\$0.00

\$0.00

1220	1270 preschool	Interest 1410	Local Lic Fees 1610	City Fines 1620	Other Local Rev 1910-90	County Fines 2110-30
	\$840.00	\$567.00			\$2,650.00	\$22,102.00
\$2,700.00	\$1,060.00	\$627.00				\$22,497.00
\$150.00	\$770.00	\$436.00				\$20,383.00
		\$334.00				\$16,049.00
		\$333.00			\$2,000.00	\$13,467.00
	\$865.00	\$327.00				\$15,879.00
\$902.00	\$1,390.00	\$291.00				
\$867.00	\$955.00	\$275.00			\$11,178.00	\$17,432.00
\$1,050.00	\$240.00	\$609.00			(\$2,000.00)	\$16,612.00
\$1,350.00	\$10.00	\$897.00				\$15,795.00
		\$763.00				\$29,426.00
		\$562.00		\$17,460.00		
\$7,019.00	\$6,130.00	\$6,021.00	\$0.00	\$17,460.00	\$13,828.00	\$189,642.00
\$0.00	\$2,000.00	\$4,000.00	\$0.00	\$0.00	\$45,000.00	\$165,000.00
\$7,019	\$4,130	\$2,021	\$0	\$17,460	-\$31,172	\$24,642

Ogallala
Financial

March April May June July Aug

\$0.00 \$0.00 \$0.00 \$0.00 \$0.00 \$0.00

1220	1270 preschool	Interest 1410	Local Lic Fees 1610	City Fines 1620	Other Local Rev 1910-90	County Fines 2110-30
	\$840.00	\$567.00			\$2,650.00	\$22,102.00
\$2,700.00	\$1,060.00	\$627.00				\$22,497.00
\$150.00	\$770.00	\$436.00				\$20,383.00
		\$334.00				\$16,049.00
		\$333.00			\$2,000.00	\$13,467.00
	\$865.00	\$327.00				\$15,879.00
\$902.00	\$1,390.00	\$291.00				
\$867.00	\$955.00	\$275.00			\$11,178.00	\$17,432.00
\$1,050.00	\$240.00	\$609.00			(\$2,000.00)	\$16,612.00
\$1,350.00	\$10.00	\$897.00				\$15,795.00
		\$763.00				\$29,426.00
		\$562.00		\$17,460.00		
\$7,019.00	\$6,130.00	\$6,021.00	\$0.00	\$17,460.00	\$13,828.00	\$189,642.00
\$0.00	\$2,000.00	\$4,000.00	\$0.00	\$0.00	\$45,000.00	\$165,000.00
\$7,019	\$4,130	\$2,021	\$0	\$17,460	-\$31,172	\$24,642

Ogallala
Financial

March	April	May	June	July	Aug
<u>\$0.00</u>	<u>\$0.00</u>	<u>\$0.00</u>	<u>\$0.00</u>	<u>\$0.00</u>	<u>\$0.00</u>

1220	1270 preschool	Interest 1410	Local Lic Fees 1610	City Fines 1620	Other Local Rev 1910-90	County Fines 2110-30
	\$840.00	\$567.00			\$2,650.00	\$22,102.00
\$2,700.00	\$1,060.00	\$627.00				\$22,497.00
\$150.00	\$770.00	\$436.00				\$20,383.00
		\$334.00				\$16,049.00
		\$333.00			\$2,000.00	\$13,467.00
	\$865.00	\$327.00				\$15,879.00
\$902.00	\$1,390.00	\$291.00				
\$867.00	\$955.00	\$275.00			\$11,178.00	\$17,432.00
\$1,050.00	\$240.00	\$609.00			(\$2,000.00)	\$16,612.00
\$1,350.00	\$10.00	\$897.00				\$15,795.00
		\$763.00				\$29,426.00
		\$562.00		\$17,460.00		
\$7,019.00	\$6,130.00	\$6,021.00	\$0.00	\$17,460.00	\$13,828.00	\$189,642.00
\$0.00	\$2,000.00	\$4,000.00	\$0.00	\$0.00	\$45,000.00	\$165,000.00
\$7,019	\$4,130	\$2,021	\$0	\$17,460	-\$31,172	\$24,642

Ogallala
Financial

March	April	May	June	July	Aug
<u>\$0.00</u>	<u>\$0.00</u>	<u>\$0.00</u>	<u>\$0.00</u>	<u>\$0.00</u>	<u>\$0.00</u>

1220	1270 preschool	Interest 1410	Local Lic Fees 1610	City Fines 1620	Other Local Rev 1910-90	County Fines 2110-30
	\$840.00	\$567.00			\$2,650.00	\$22,102.00
\$2,700.00	\$1,060.00	\$627.00				\$22,497.00
\$150.00	\$770.00	\$436.00				\$20,383.00
		\$334.00				\$16,049.00
		\$333.00			\$2,000.00	\$13,467.00
	\$865.00	\$327.00				\$15,879.00
\$902.00	\$1,390.00	\$291.00				
\$867.00	\$955.00	\$275.00			\$11,178.00	\$17,432.00
\$1,050.00	\$240.00	\$609.00			(\$2,000.00)	\$16,612.00
\$1,350.00	\$10.00	\$897.00				\$15,795.00
		\$763.00				\$29,426.00
		\$562.00		\$17,460.00		
\$7,019.00	\$6,130.00	\$6,021.00	\$0.00	\$17,460.00	\$13,828.00	\$189,642.00

\$0.00	\$2,000.00	\$4,000.00	\$0.00	\$0.00	\$45,000.00	\$165,000.00
\$7,019	\$4,130	\$2,021	\$0	\$17,460	-\$31,172	\$24,642

Ogallala
Financial

March	April	May	June	July	Aug
<u>\$0.00</u>	<u>\$0.00</u>	<u>\$0.00</u>	<u>\$0.00</u>	<u>\$0.00</u>	<u>\$0.00</u>

1220	1270 preschool	Interest 1410	Local Lic Fees 1610	City Fines 1620	Other Local Rev 1910-90	County Fines 2110-30
	\$840.00	\$567.00			\$2,650.00	\$22,102.00
\$2,700.00	\$1,060.00	\$627.00				\$22,497.00
\$150.00	\$770.00	\$436.00				\$20,383.00
		\$334.00				\$16,049.00

		\$333.00			\$2,000.00	\$13,467.00
	\$865.00	\$327.00				\$15,879.00
\$902.00	\$1,390.00	\$291.00				
\$867.00	\$955.00	\$275.00			\$11,178.00	\$17,432.00
\$1,050.00	\$240.00	\$609.00			(\$2,000.00)	\$16,612.00
\$1,350.00	\$10.00	\$897.00				\$15,795.00
		\$763.00				\$29,426.00
		\$562.00		\$17,460.00		
\$7,019.00	\$6,130.00	\$6,021.00	\$0.00	\$17,460.00	\$13,828.00	\$189,642.00
\$0.00	\$2,000.00	\$4,000.00	\$0.00	\$0.00	\$45,000.00	\$165,000.00
\$7,019	\$4,130	\$2,021	\$0	\$17,460	-\$31,172	\$24,642

Ogallala
Financial

March

April

May

June

July

Aug

\$0.00

\$0.00

\$0.00

\$0.00

\$0.00

\$0.00

1220	1270 preschool	Interest 1410	Local Lic Fees 1610	City Fines 1620	Other Local Rev 1910-90	County Fines 2110-30
	\$840.00	\$567.00			\$2,650.00	\$22,102.00
\$2,700.00	\$1,060.00	\$627.00				\$22,497.00
\$150.00	\$770.00	\$436.00				\$20,383.00
		\$334.00				\$16,049.00
		\$333.00			\$2,000.00	\$13,467.00
	\$865.00	\$327.00				\$15,879.00
\$902.00	\$1,390.00	\$291.00				
\$867.00	\$955.00	\$275.00			\$11,178.00	\$17,432.00
\$1,050.00	\$240.00	\$609.00			(\$2,000.00)	\$16,612.00
\$1,350.00	\$10.00	\$897.00				\$15,795.00
		\$763.00				\$29,426.00
		\$562.00		\$17,460.00		
\$7,019.00	\$6,130.00	\$6,021.00	\$0.00	\$17,460.00	\$13,828.00	\$189,642.00
\$0.00	\$2,000.00	\$4,000.00	\$0.00	\$0.00	\$45,000.00	\$165,000.00
\$7,019	\$4,130	\$2,021	\$0	\$17,460	-\$31,172	\$24,642

ESU 2210	SPED School Age	SPED 3125	Homestead	Prop Tax Credit 3131	hal 3135	Pro rate 3180
\$1,000.00						
					\$7,942.00	\$2,467.00
\$165.00	\$119,975.00					
	\$119,976.00					\$2,512.00
	\$118,287.00			\$149,448.00		
\$16,957.00	\$119,601.00		\$33,821.00			
	\$118,677.00		\$33,821.00			\$11,355.00
	\$240,253.00	(\$119,601.00)	\$33,821.00	\$149,448.00		
\$5,503.00	\$128,812.00		\$33,821.00			
(\$18,121.00)			\$33,821.00			\$5,245.00
			\$33,821.00			
\$5,504.00	\$965,581.00	(\$119,601.00)	\$202,926.00	\$298,896.00	\$7,942.00	\$21,579.00
\$10,000.00	\$785,000.00	\$0.00	\$0.00	\$0.00	\$9,000.00	\$20,000.00
-\$4,496	\$180,581	-\$119,601	\$202,926	\$298,896	-\$1,058	\$1,579

ESU 2210	SPED School Age	SPED 3125	Homestead	Prop Tax Credit 3131	hal 3135	Pro rate 3180
\$1,000.00						
					\$7,942.00	\$2,467.00
\$165.00	\$119,975.00					
	\$119,976.00					\$2,512.00
	\$118,287.00			\$149,448.00		
\$16,957.00	\$119,601.00		\$33,821.00			
	\$118,677.00		\$33,821.00			\$11,355.00
	\$240,253.00	(\$119,601.00)	\$33,821.00	\$149,448.00		
\$5,503.00	\$128,812.00		\$33,821.00			
(\$18,121.00)			\$33,821.00			\$5,245.00
			\$33,821.00			
\$5,504.00	\$965,581.00	(\$119,601.00)	\$202,926.00	\$298,896.00	\$7,942.00	\$21,579.00
\$10,000.00	\$785,000.00	\$0.00	\$0.00	\$0.00	\$9,000.00	\$20,000.00

-4,496	180,581	-119,601	202,926	298,896	-1,058	1,579

ESU 2210	SPED School Age	SPED 3125	Homestead	Prop Tax Credit 3131	hal 3135	Pro rate 3180
\$1,000.00						
					\$7,942.00	\$2,467.00
\$165.00	\$119,975.00					
	\$119,976.00					\$2,512.00

	\$118,287.00			\$149,448.00		
\$16,957.00	\$119,601.00		\$33,821.00			
	\$118,677.00		\$33,821.00			\$11,355.00
	\$240,253.00	(\$119,601.00)	\$33,821.00	\$149,448.00		
\$5,503.00	\$128,812.00		\$33,821.00			
(\$18,121.00)			\$33,821.00			\$5,245.00
			\$33,821.00			
\$5,504.00	\$965,581.00	(\$119,601.00)	\$202,926.00	\$298,896.00	\$7,942.00	\$21,579.00
\$10,000.00	\$785,000.00	\$0.00	\$0.00	\$0.00	\$9,000.00	\$20,000.00
-\$4,496	\$180,581	-\$119,601	\$202,926	\$298,896	-\$1,058	\$1,579

ESU 2210	SPED School Age	SPED 3125	Homestead	Prop Tax Credit 3131	hal 3135	Pro rate 3180
\$1,000.00						
					\$7,942.00	\$2,467.00
\$165.00	\$119,975.00					
	\$119,976.00					\$2,512.00
	\$118,287.00			\$149,448.00		
\$16,957.00	\$119,601.00		\$33,821.00			
	\$118,677.00		\$33,821.00			\$11,355.00
	\$240,253.00	(\$119,601.00)	\$33,821.00	\$149,448.00		
\$5,503.00	\$128,812.00		\$33,821.00			
(\$18,121.00)			\$33,821.00			\$5,245.00
			\$33,821.00			
\$5,504.00	\$965,581.00	(\$119,601.00)	\$202,926.00	\$298,896.00	\$7,942.00	\$21,579.00
\$10,000.00	\$785,000.00	\$0.00	\$0.00	\$0.00	\$9,000.00	\$20,000.00
-\$4,496	\$180,581	-\$119,601	\$202,926	\$298,896	-\$1,058	\$1,579

ESU 2210	SPED School Age	SPED 3125	Homestead	Prop Tax Credit 3131	hal 3135	Pro rate 3180
\$1,000.00						
					\$7,942.00	\$2,467.00
\$165.00	\$119,975.00					
	\$119,976.00					\$2,512.00
	\$118,287.00			\$149,448.00		
\$16,957.00	\$119,601.00		\$33,821.00			
	\$118,677.00		\$33,821.00			\$11,355.00
	\$240,253.00	(\$119,601.00)	\$33,821.00	\$149,448.00		
\$5,503.00	\$128,812.00		\$33,821.00			
(\$18,121.00)			\$33,821.00			\$5,245.00
			\$33,821.00			
\$5,504.00	\$965,581.00	(\$119,601.00)	\$202,926.00	\$298,896.00	\$7,942.00	\$21,579.00
\$10,000.00	\$785,000.00	\$0.00	\$0.00	\$0.00	\$9,000.00	\$20,000.00
-\$4,496	\$180,581	-\$119,601	\$202,926	\$298,896	-\$1,058	\$1,579

ESU 2210	SPED School Age	SPED 3125	Homestead	Prop Tax Credit 3131	hal 3135	Pro rate 3180
\$1,000.00						
					\$7,942.00	\$2,467.00
\$165.00	\$119,975.00					
	\$119,976.00					\$2,512.00
	\$118,287.00			\$149,448.00		
\$16,957.00	\$119,601.00		\$33,821.00			
	\$118,677.00		\$33,821.00			\$11,355.00
	\$240,253.00	(\$119,601.00)	\$33,821.00	\$149,448.00		
\$5,503.00	\$128,812.00		\$33,821.00			
(\$18,121.00)			\$33,821.00			\$5,245.00
			\$33,821.00			
\$5,504.00	\$965,581.00	(\$119,601.00)	\$202,926.00	\$298,896.00	\$7,942.00	\$21,579.00
\$10,000.00	\$785,000.00	\$0.00	\$0.00	\$0.00	\$9,000.00	\$20,000.00
-\$4,496	\$180,581	-\$119,601	\$202,926	\$298,896	-\$1,058	\$1,579

ESU 2210	SPED School Age	SPED 3125	Homestead	Prop Tax Credit 3131	hal 3135	Pro rate 3180
\$1,000.00						
					\$7,942.00	\$2,467.00
\$165.00	\$119,975.00					
	\$119,976.00					\$2,512.00
	\$118,287.00			\$149,448.00		
\$16,957.00	\$119,601.00		\$33,821.00			
	\$118,677.00		\$33,821.00			\$11,355.00
	\$240,253.00	(\$119,601.00)	\$33,821.00	\$149,448.00		
\$5,503.00	\$128,812.00		\$33,821.00			
(\$18,121.00)			\$33,821.00			\$5,245.00
			\$33,821.00			
\$5,504.00	\$965,581.00	(\$119,601.00)	\$202,926.00	\$298,896.00	\$7,942.00	\$21,579.00

\$10,000.00	\$785,000.00	\$0.00	\$0.00	\$0.00	\$9,000.00	\$20,000.00
-\$4,496	\$180,581	-\$119,601	\$202,926	\$298,896	-\$1,058	\$1,579

	SPED			Prop Tax		
ESU 2210	School Age	SPED 3125	Homestead	Credit 3131	hal 3135	Pro rate 3180
\$1,000.00						
					\$7,942.00	\$2,467.00
\$165.00	\$119,975.00					

	\$119,976.00					\$2,512.00
	\$118,287.00			\$149,448.00		
\$16,957.00	\$119,601.00		\$33,821.00			
	\$118,677.00		\$33,821.00			\$11,355.00
	\$240,253.00	(\$119,601.00)	\$33,821.00	\$149,448.00		
\$5,503.00	\$128,812.00		\$33,821.00			
(\$18,121.00)			\$33,821.00			\$5,245.00
			\$33,821.00			
\$5,504.00	\$965,581.00	(\$119,601.00)	\$202,926.00	\$298,896.00	\$7,942.00	\$21,579.00
\$10,000.00	\$785,000.00	\$0.00	\$0.00	\$0.00	\$9,000.00	\$20,000.00
-\$4,496	\$180,581	-\$119,601	\$202,926	\$298,896	-\$1,058	\$1,579

ESU 2210	SPED School Age	SPED 3125	Homestead	Prop Tax Credit 3131	hal 3135	Pro rate 3180
\$1,000.00						
					\$7,942.00	\$2,467.00
\$165.00	\$119,975.00					
	\$119,976.00					\$2,512.00
	\$118,287.00			\$149,448.00		
\$16,957.00	\$119,601.00		\$33,821.00			
	\$118,677.00		\$33,821.00			\$11,355.00
	\$240,253.00	(\$119,601.00)	\$33,821.00	\$149,448.00		
\$5,503.00	\$128,812.00		\$33,821.00			
(\$18,121.00)			\$33,821.00			\$5,245.00
			\$33,821.00			
\$5,504.00	\$965,581.00	(\$119,601.00)	\$202,926.00	\$298,896.00	\$7,942.00	\$21,579.00
\$10,000.00	\$785,000.00	\$0.00	\$0.00	\$0.00	\$9,000.00	\$20,000.00
-\$4,496	\$180,581	-\$119,601	\$202,926	\$298,896	-\$1,058	\$1,579

Apportion 3200	In Lieu 3300	St. Cat. 3500	Distance Ed. 3511	Early	Other State3990	Title I 4200
			\$1,000.00			\$22,314.00
		\$7,525.00				
\$135,165.00						
	\$2,919.00					\$89,677.00
	\$173,856.00					
\$135,165.00	\$176,775.00	\$7,525.00	\$1,000.00		\$0.00	\$111,991.00
\$140,000.00	\$5,000.00	\$2,000.00	\$0.00		\$0.00	\$125,000.00
-\$4,835	\$171,775	\$5,525	\$1,000			-\$13,009

Apportion 3200	In Lieu 3300	St. Cat. 3500	Distance Ed. 3511	Early	Other State3990	Title I 4200
			\$1,000.00			\$22,314.00
		\$7,525.00				
\$135,165.00						
	\$2,919.00					\$89,677.00
	\$173,856.00					
\$135,165.00	\$176,775.00	\$7,525.00	\$1,000.00		\$0.00	\$111,991.00
\$140,000.00	\$5,000.00	\$2,000.00	\$0.00		\$0.00	\$125,000.00

-4,835	171,775	5,525	1,000			-13,009

Apportion 3200	In Lieu 3300	St. Cat. 3500	Distance Ed. 3511	Early	Other State3990	Title I 4200
			\$1,000.00			\$22,314.00
		\$7,525.00				

\$135,165.00						
	\$2,919.00					\$89,677.00
	\$173,856.00					
\$135,165.00	\$176,775.00	\$7,525.00	\$1,000.00		\$0.00	\$111,991.00
\$140,000.00	\$5,000.00	\$2,000.00	\$0.00		\$0.00	\$125,000.00
-\$4,835	\$171,775	\$5,525	\$1,000			-\$13,009

Apportion 3200	In Lieu 3300	St. Cat. 3500	Distance Ed. 3511	Early	Other State3990	Title I 4200
			\$1,000.00			\$22,314.00
		\$7,525.00				
\$135,165.00						
	\$2,919.00					\$89,677.00
	\$173,856.00					
\$135,165.00	\$176,775.00	\$7,525.00	\$1,000.00		\$0.00	\$111,991.00
\$140,000.00	\$5,000.00	\$2,000.00	\$0.00		\$0.00	\$125,000.00
-\$4,835	\$171,775	\$5,525	\$1,000			-\$13,009

Apportion 3200	In Lieu 3300	St. Cat. 3500	Distance Ed. 3511	Early	Other State3990	Title I 4200
			\$1,000.00			\$22,314.00
		\$7,525.00				
\$135,165.00						
	\$2,919.00					\$89,677.00
	\$173,856.00					
\$135,165.00	\$176,775.00	\$7,525.00	\$1,000.00		\$0.00	\$111,991.00
\$140,000.00	\$5,000.00	\$2,000.00	\$0.00		\$0.00	\$125,000.00
-\$4,835	\$171,775	\$5,525	\$1,000			-\$13,009

Apportion 3200	In Lieu 3300	St. Cat. 3500	Distance Ed. 3511	Early	Other State3990	Title I 4200
			\$1,000.00			\$22,314.00
		\$7,525.00				
\$135,165.00						
	\$2,919.00					\$89,677.00
	\$173,856.00					
\$135,165.00	\$176,775.00	\$7,525.00	\$1,000.00		\$0.00	\$111,991.00
\$140,000.00	\$5,000.00	\$2,000.00	\$0.00		\$0.00	\$125,000.00
-\$4,835	\$171,775	\$5,525	\$1,000			-\$13,009

Apportion 3200	In Lieu 3300	St. Cat. 3500	Distance Ed. 3511	Early	Other State3990	Title I 4200
			\$1,000.00			\$22,314.00
		\$7,525.00				
\$135,165.00						
	\$2,919.00					\$89,677.00
	\$173,856.00					
\$135,165.00	\$176,775.00	\$7,525.00	\$1,000.00		\$0.00	\$111,991.00

\$140,000.00	\$5,000.00	\$2,000.00	\$0.00		\$0.00	\$125,000.00
-\$4,835	\$171,775	\$5,525	\$1,000			-\$13,009

Apportion 3200	In Lieu 3300	St. Cat. 3500	Distance Ed. 3511	Early	Other State3990	Title I 4200
			\$1,000.00			\$22,314.00

		\$7,525.00				
\$135,165.00						
	\$2,919.00					\$89,677.00
	\$173,856.00					
\$135,165.00	\$176,775.00	\$7,525.00	\$1,000.00		\$0.00	\$111,991.00
\$140,000.00	\$5,000.00	\$2,000.00	\$0.00		\$0.00	\$125,000.00
-\$4,835	\$171,775	\$5,525	\$1,000			-\$13,009

Apportion 3200	In Lieu 3300	St. Cat. 3500	Distance Ed. 3511	Early	Other State3990	Title I 4200
			\$1,000.00			\$22,314.00
		\$7,525.00				
\$135,165.00						
	\$2,919.00					\$89,677.00
	\$173,856.00					
\$135,165.00	\$176,775.00	\$7,525.00	\$1,000.00		\$0.00	\$111,991.00
\$140,000.00	\$5,000.00	\$2,000.00	\$0.00		\$0.00	\$125,000.00
-\$4,835	\$171,775	\$5,525	\$1,000			-\$13,009

Title I Acct. 4210	TITLE II A 4310	TITLE V 4320	IDEA Base 4404-4406	IDEA 4410	4411	4415
	\$3,139.00			\$12,917.00		
	\$2,609.00					
	\$22,182.00					
			\$76,685.00	\$116,041.00		
			\$28,965.00		\$8,723.00	
			\$906.00			
\$0.00	\$27,930.00	\$0.00	\$106,556.00	\$128,958.00	\$8,723.00	
\$0.00	\$100,000.00		\$200,000.00	\$0.00	\$0.00	
\$0	-\$72,070	\$0	-\$93,444	\$128,958	\$8,723	

Title I Acct. 4210	TITLE II A 4310	TITLE V 4320	IDEA Base 4404-4406	IDEA 4410	4411	4415
	\$3,139.00			\$12,917.00		
	\$2,609.00					
	\$22,182.00					
			\$76,685.00	\$116,041.00		
			\$28,965.00		\$8,723.00	
			\$906.00			
\$0.00	\$27,930.00	\$0.00	\$106,556.00	\$128,958.00	\$8,723.00	
\$0.00	\$100,000.00		\$200,000.00	\$0.00	\$0.00	

\$0	-\$72,070	\$0	-\$93,444	\$128,958	\$8,723	

Title I Acct. 4210	TITLE II A 4310	TITLE V 4320	IDEA Base 4404-4406	IDEA 4410	4411	4415
	\$3,139.00			\$12,917.00		
	\$2,609.00					

	\$22,182.00					
			\$76,685.00	\$116,041.00		
			\$28,965.00		\$8,723.00	
			\$906.00			
\$0.00	\$27,930.00	\$0.00	\$106,556.00	\$128,958.00	\$8,723.00	
\$0.00	\$100,000.00		\$200,000.00	\$0.00	\$0.00	
\$0	-\$72,070	\$0	-\$93,444	\$128,958	\$8,723	

Title I Acct. 4210	TITLE II A 4310	TITLE V 4320	IDEA Base 4404-4406	IDEA 4410	4411	4415
	\$3,139.00			\$12,917.00		
	\$2,609.00					
	\$22,182.00					
			\$76,685.00	\$116,041.00		
			\$28,965.00		\$8,723.00	
			\$906.00			
\$0.00	\$27,930.00	\$0.00	\$106,556.00	\$128,958.00	\$8,723.00	
\$0.00	\$100,000.00		\$200,000.00	\$0.00	\$0.00	
\$0	-\$72,070	\$0	-\$93,444	\$128,958	\$8,723	

Title I Acct. 4210	TITLE II A 4310	TITLE V 4320	IDEA Base 4404-4406	IDEA 4410	4411	4415
	\$3,139.00			\$12,917.00		
	\$2,609.00					
	\$22,182.00					
			\$76,685.00	\$116,041.00		
			\$28,965.00		\$8,723.00	
			\$906.00			
\$0.00	\$27,930.00	\$0.00	\$106,556.00	\$128,958.00	\$8,723.00	
\$0.00	\$100,000.00		\$200,000.00	\$0.00	\$0.00	
\$0	-\$72,070	\$0	-\$93,444	\$128,958	\$8,723	

Title I Acct. 4210	TITLE II A 4310	TITLE V 4320	IDEA Base 4404-4406	IDEA 4410	4411	4415
	\$3,139.00			\$12,917.00		
	\$2,609.00					
	\$22,182.00					
			\$76,685.00	\$116,041.00		
			\$28,965.00		\$8,723.00	
			\$906.00			
\$0.00	\$27,930.00	\$0.00	\$106,556.00	\$128,958.00	\$8,723.00	
\$0.00	\$100,000.00		\$200,000.00	\$0.00	\$0.00	
\$0	-\$72,070	\$0	-\$93,444	\$128,958	\$8,723	

Title I Acct. 4210	TITLE II A 4310	TITLE V 4320	IDEA Base 4404-4406	IDEA 4410	4411	4415
	\$3,139.00			\$12,917.00		
	\$2,609.00					
	\$22,182.00					
			\$76,685.00	\$116,041.00		
			\$28,965.00		\$8,723.00	
			\$906.00			
\$0.00	\$27,930.00	\$0.00	\$106,556.00	\$128,958.00	\$8,723.00	

\$0.00	\$100,000.00		\$200,000.00	\$0.00	\$0.00	
\$0	-\$72,070	\$0	-\$93,444	\$128,958	\$8,723	

Title I Acct. 4210	TITLE II A 4310	TITLE V 4320	IDEA Base 4404-4406	IDEA 4410	4411	4415
	\$3,139.00			\$12,917.00		
	\$2,609.00					

	\$22,182.00					
			\$76,685.00	\$116,041.00		
			\$28,965.00		\$8,723.00	
			\$906.00			
\$0.00	\$27,930.00	\$0.00	\$106,556.00	\$128,958.00	\$8,723.00	
\$0.00	\$100,000.00		\$200,000.00	\$0.00	\$0.00	
\$0	-\$72,070	\$0	-\$93,444	\$128,958	\$8,723	

Title I Acct. 4210	TITLE II A 4310	TITLE V 4320	IDEA Base 4404-4406	IDEA 4410	4411	4415
	\$3,139.00			\$12,917.00		
	\$2,609.00					
	\$22,182.00					
			\$76,685.00	\$116,041.00		
			\$28,965.00		\$8,723.00	
			\$906.00			
\$0.00	\$27,930.00	\$0.00	\$106,556.00	\$128,958.00	\$8,723.00	
\$0.00	\$100,000.00		\$200,000.00	\$0.00	\$0.00	
\$0	-\$72,070	\$0	-\$93,444	\$128,958	\$8,723	

Medicaid 4450	Mecca 4455	Fed Stab 4599/4580	ARRA 4610	ARRA 4611	Perkins 4700	ARRA Title 4810
\$56.00		\$500.00				
\$18.00						
\$869.00						
		\$12,261.00				
\$156.00	\$8,636.00					
\$1,315.00						
\$1,784.00	\$7,677.00					
\$427.00						
\$1,764.00						
	\$6,629.00					
\$577.00	\$6,584.00					
\$6,966.00	\$29,526.00	\$12,761.00	\$0.00	\$0.00	\$0.00	\$0.00
\$1,000.00	\$50,000.00	\$0.00	\$0.00	\$0.00	\$5,000.00	\$0.00
\$5,966	-\$20,474	\$12,761	\$0	\$0	-\$5,000	\$0

Medicaid 4450	Mecca 4455	Fed Stab 4599/4580	ARRA 4610	ARRA 4611	Perkins 4700	ARRA Title 4810
\$56.00		\$500.00				
\$18.00						
\$869.00						
		\$12,261.00				
\$156.00	\$8,636.00					
\$1,315.00						
\$1,784.00	\$7,677.00					
\$427.00						
\$1,764.00						
	\$6,629.00					
\$577.00	\$6,584.00					
\$6,966.00	\$29,526.00	\$12,761.00	\$0.00	\$0.00	\$0.00	\$0.00
\$1,000.00	\$50,000.00	\$0.00	\$0.00	\$0.00	\$5,000.00	\$0.00

\$5,966	-\$20,474	\$12,761	\$0	\$0	-\$5,000	\$0

Medicaid 4450	Mecca 4455	Fed Stab 4599/4580	ARRA 4610	ARRA 4611	Perkins 4700	ARRA Title 4810
\$56.00		\$500.00				
\$18.00						
\$869.00						
		\$12,261.00				
\$156.00	\$8,636.00					

\$1,315.00						
\$1,784.00	\$7,677.00					
\$427.00						
\$1,764.00						
	\$6,629.00					
\$577.00	\$6,584.00					
\$6,966.00	\$29,526.00	\$12,761.00	\$0.00	\$0.00	\$0.00	\$0.00
\$1,000.00	\$50,000.00	\$0.00	\$0.00	\$0.00	\$5,000.00	\$0.00
\$5,966	-\$20,474	\$12,761	\$0	\$0	-\$5,000	\$0

Medicaid 4450	Mecca 4455	Fed Stab 4599/4580	ARRA 4610	ARRA 4611	Perkins 4700	ARRA Title 4810
\$56.00		\$500.00				
\$18.00						
\$869.00						
		\$12,261.00				
\$156.00	\$8,636.00					
\$1,315.00						
\$1,784.00	\$7,677.00					
\$427.00						
\$1,764.00						
	\$6,629.00					
\$577.00	\$6,584.00					
\$6,966.00	\$29,526.00	\$12,761.00	\$0.00	\$0.00	\$0.00	\$0.00
\$1,000.00	\$50,000.00	\$0.00	\$0.00	\$0.00	\$5,000.00	\$0.00
\$5,966	-\$20,474	\$12,761	\$0	\$0	-\$5,000	\$0

Medicaid 4450	Mecca 4455	Fed Stab 4599/4580	ARRA 4610	ARRA 4611	Perkins 4700	ARRA Title 4810
\$56.00		\$500.00				
\$18.00						
\$869.00						
		\$12,261.00				
\$156.00	\$8,636.00					
\$1,315.00						
\$1,784.00	\$7,677.00					
\$427.00						
\$1,764.00						
	\$6,629.00					
\$577.00	\$6,584.00					
\$6,966.00	\$29,526.00	\$12,761.00	\$0.00	\$0.00	\$0.00	\$0.00
\$1,000.00	\$50,000.00	\$0.00	\$0.00	\$0.00	\$5,000.00	\$0.00
\$5,966	-\$20,474	\$12,761	\$0	\$0	-\$5,000	\$0

Medicaid 4450	Mecca 4455	Fed Stab 4599/4580	ARRA 4610	ARRA 4611	Perkins 4700	ARRA Title 4810
\$56.00		\$500.00				
\$18.00						
\$869.00						
		\$12,261.00				
\$156.00	\$8,636.00					
\$1,315.00						
\$1,784.00	\$7,677.00					
\$427.00						
\$1,764.00						
	\$6,629.00					
\$577.00	\$6,584.00					
\$6,966.00	\$29,526.00	\$12,761.00	\$0.00	\$0.00	\$0.00	\$0.00
\$1,000.00	\$50,000.00	\$0.00	\$0.00	\$0.00	\$5,000.00	\$0.00
\$5,966	-\$20,474	\$12,761	\$0	\$0	-\$5,000	\$0

Medicaid 4450	Mecca 4455	Fed Stab 4599/4580	ARRA 4610	ARRA 4611	Perkins 4700	ARRA Title 4810
\$56.00		\$500.00				
\$18.00						
\$869.00						
		\$12,261.00				
\$156.00	\$8,636.00					
\$1,315.00						
\$1,784.00	\$7,677.00					
\$427.00						
\$1,764.00						
	\$6,629.00					
\$577.00	\$6,584.00					
\$6,966.00	\$29,526.00	\$12,761.00	\$0.00	\$0.00	\$0.00	\$0.00

\$1,000.00	\$50,000.00	\$0.00	\$0.00	\$0.00	\$5,000.00	\$0.00
\$5,966	-\$20,474	\$12,761	\$0	\$0	-\$5,000	\$0

Medicaid 4450	Mecca 4455	Fed Stab 4599/4580	ARRA 4610	ARRA 4611	Perkins 4700	ARRA Title 4810
\$56.00		\$500.00				
\$18.00						
\$869.00						
		\$12,261.00				

\$156.00	\$8,636.00					
\$1,315.00						
\$1,784.00	\$7,677.00					
\$427.00						
\$1,764.00						
	\$6,629.00					
\$577.00	\$6,584.00					
\$6,966.00	\$29,526.00	\$12,761.00	\$0.00	\$0.00	\$0.00	\$0.00
\$1,000.00	\$50,000.00	\$0.00	\$0.00	\$0.00	\$5,000.00	\$0.00
\$5,966	-\$20,474	\$12,761	\$0	\$0	-\$5,000	\$0

Medicaid 4450	Mecca 4455	Fed Stab 4599/4580	ARRA 4610	ARRA 4611	Perkins 4700	ARRA Title 4810
\$56.00		\$500.00				
\$18.00						
\$869.00						
		\$12,261.00				
\$156.00	\$8,636.00					
\$1,315.00						
\$1,784.00	\$7,677.00					
\$427.00						
\$1,764.00						
	\$6,629.00					
\$577.00	\$6,584.00					
\$6,966.00	\$29,526.00	\$12,761.00	\$0.00	\$0.00	\$0.00	\$0.00
\$1,000.00	\$50,000.00	\$0.00	\$0.00	\$0.00	\$5,000.00	\$0.00
\$5,966	-\$20,474	\$12,761	\$0	\$0	-\$5,000	\$0

Erate 4850	4,910	4,968	ESU 4990	4991	Categorical 4995	Insurance 5300
			\$560.00			
	\$4,129.00	\$26,006.00		\$21,116.00	\$3,422.00	
\$3,091.00		\$13,832.00			\$1,983.00	
			\$6,360.00			
			\$250.00			
\$3,091.00			\$7,170.00	\$21,116.00	\$5,405.00	\$0.00
\$0.00	\$45,000.00		\$35,000.00			\$1,000.00
\$3,091			-\$27,830			-\$1,000

Erate 4850	4,910	4,968	ESU 4990	4991	Categorical 4995	Insurance 5300
			\$560.00			
	\$4,129.00	\$26,006.00		\$21,116.00	\$3,422.00	
\$3,091.00		\$13,832.00			\$1,983.00	
			\$6,360.00			
			\$250.00			
\$3,091.00			\$7,170.00	\$21,116.00	\$5,405.00	\$0.00
\$0.00	\$45,000.00		\$35,000.00			\$1,000.00

\$3,091			-\$27,830			-\$1,000

Erate 4850	4,910	4,968	ESU 4990	4991	Categorical 4995	Insurance 5300
			\$560.00			

	\$4,129.00	\$26,006.00		\$21,116.00	\$3,422.00	
\$3,091.00		\$13,832.00			\$1,983.00	
			\$6,360.00			
			\$250.00			
\$3,091.00			\$7,170.00	\$21,116.00	\$5,405.00	\$0.00
\$0.00	\$45,000.00		\$35,000.00			\$1,000.00
\$3,091			-\$27,830			-\$1,000

Erate 4850	4,910	4,968	ESU 4990	4991	Categorical 4995	Insurance 5300
			\$560.00			
	\$4,129.00	\$26,006.00		\$21,116.00	\$3,422.00	
\$3,091.00		\$13,832.00			\$1,983.00	
			\$6,360.00			
			\$250.00			
\$3,091.00			\$7,170.00	\$21,116.00	\$5,405.00	\$0.00
\$0.00	\$45,000.00		\$35,000.00			\$1,000.00
\$3,091			-\$27,830			-\$1,000

Erate 4850	4,910	4,968	ESU 4990	4991	Categorical 4995	Insurance 5300
			\$560.00			
	\$4,129.00	\$26,006.00		\$21,116.00	\$3,422.00	
\$3,091.00		\$13,832.00			\$1,983.00	
			\$6,360.00			
			\$250.00			
\$3,091.00			\$7,170.00	\$21,116.00	\$5,405.00	\$0.00
\$0.00	\$45,000.00		\$35,000.00			\$1,000.00
\$3,091			-\$27,830			-\$1,000

Erate 4850	4,910	4,968	ESU 4990	4991	Categorical 4995	Insurance 5300
			\$560.00			
	\$4,129.00	\$26,006.00		\$21,116.00	\$3,422.00	
\$3,091.00		\$13,832.00			\$1,983.00	
			\$6,360.00			
			\$250.00			
\$3,091.00			\$7,170.00	\$21,116.00	\$5,405.00	\$0.00
\$0.00	\$45,000.00		\$35,000.00			\$1,000.00
\$3,091			-\$27,830			-\$1,000

Erate 4850	4,910	4,968	ESU 4990	4991	Categorical 4995	Insurance 5300
			\$560.00			
	\$4,129.00	\$26,006.00		\$21,116.00	\$3,422.00	
\$3,091.00		\$13,832.00			\$1,983.00	
			\$6,360.00			
			\$250.00			
\$3,091.00			\$7,170.00	\$21,116.00	\$5,405.00	\$0.00

\$0.00	\$45,000.00		\$35,000.00			\$1,000.00
\$3,091			-\$27,830			-\$1,000

Erate 4850	4,910	4,968	ESU 4990	4991	Categorical 4995	Insurance 5300

			\$560.00			
	\$4,129.00	\$26,006.00		\$21,116.00	\$3,422.00	
\$3,091.00		\$13,832.00			\$1,983.00	
			\$6,360.00			
			\$250.00			
\$3,091.00			\$7,170.00	\$21,116.00	\$5,405.00	\$0.00
\$0.00	\$45,000.00		\$35,000.00			\$1,000.00
\$3,091			-\$27,830			-\$1,000

Erate 4850	4,910	4,968	ESU 4990	4991	Categorical 4995	Insurance 5300
			\$560.00			
	\$4,129.00	\$26,006.00		\$21,116.00	\$3,422.00	
\$3,091.00		\$13,832.00			\$1,983.00	
			\$6,360.00			
			\$250.00			
\$3,091.00			\$7,170.00	\$21,116.00	\$5,405.00	\$0.00
\$0.00	\$45,000.00		\$35,000.00			\$1,000.00
\$3,091			-\$27,830			-\$1,000

Sale of prop 5400	5500	Miscell.	non rev 5690	lit lnr	transfer in	GED
			\$534.00			
			\$75.00			
			\$10,695.00			
			\$1,567.00			
			\$8,692.00			
			\$415.00			
			\$50.00			
			\$4,720.00			
\$5,360.00			\$214.00			
\$32,693.00			\$4,033.00			
\$38,053.00	\$0.00	\$0.00	\$30,995.00	\$0.00	\$0.00	\$0.00
\$1,000.00			\$20,000.00			
\$37,053	\$0	\$0	\$10,995	\$0	\$0	\$0

Sale of prop 5400	5500	Miscell.	non rev 5690	lit lnr	transfer in	GED
			\$534.00			
			\$75.00			
			\$10,695.00			
			\$1,567.00			
			\$8,692.00			
			\$415.00			
			\$50.00			
			\$4,720.00			
\$5,360.00			\$214.00			
\$32,693.00			\$4,033.00			
\$38,053.00	\$0.00	\$0.00	\$30,995.00	\$0.00	\$0.00	\$0.00
\$1,000.00			\$20,000.00			

\$37,053	\$0	\$0	\$10,995	\$0	\$0	\$0

Sale of prop 5400	5500	Miscell.	non rev 5690	lit lnr	transfer in	GED
			\$534.00			
			\$75.00			
			\$10,695.00			
			\$1,567.00			
			\$8,692.00			

			\$415.00			
			\$50.00			
			\$4,720.00			
\$5,360.00			\$214.00			
\$32,693.00			\$4,033.00			
\$38,053.00	\$0.00	\$0.00	\$30,995.00	\$0.00	\$0.00	\$0.00
\$1,000.00			\$20,000.00			
\$37,053	\$0	\$0	\$10,995	\$0	\$0	\$0

Sale of prop 5400	5500	Miscell.	non rev 5690	lit lnr	transfer in	GED
			\$534.00			
			\$75.00			
			\$10,695.00			
			\$1,567.00			
			\$8,692.00			
			\$415.00			
			\$50.00			
			\$4,720.00			
\$5,360.00			\$214.00			
\$32,693.00			\$4,033.00			
\$38,053.00	\$0.00	\$0.00	\$30,995.00	\$0.00	\$0.00	\$0.00
\$1,000.00			\$20,000.00			
\$37,053	\$0	\$0	\$10,995	\$0	\$0	\$0

Sale of prop 5400	5500	Miscell.	non rev 5690	lit lnr	transfer in	GED
			\$534.00			
			\$75.00			
			\$10,695.00			
			\$1,567.00			
			\$8,692.00			
			\$415.00			
			\$50.00			
			\$4,720.00			
\$5,360.00			\$214.00			
\$32,693.00			\$4,033.00			
\$38,053.00	\$0.00	\$0.00	\$30,995.00	\$0.00	\$0.00	\$0.00
\$1,000.00			\$20,000.00			
\$37,053	\$0	\$0	\$10,995	\$0	\$0	\$0

Sale of prop 5400	5500	Miscell.	non rev 5690	lit lnr	transfer in	GED
			\$534.00			
			\$75.00			
			\$10,695.00			
			\$1,567.00			
			\$8,692.00			
			\$415.00			
			\$50.00			
			\$4,720.00			
\$5,360.00			\$214.00			
\$32,693.00			\$4,033.00			
\$38,053.00	\$0.00	\$0.00	\$30,995.00	\$0.00	\$0.00	\$0.00
\$1,000.00			\$20,000.00			
\$37,053	\$0	\$0	\$10,995	\$0	\$0	\$0

Sale of prop 5400	5500	Miscell.	non rev 5690	lit lnr	transfer in	GED
			\$534.00			
			\$75.00			
			\$10,695.00			
			\$1,567.00			
			\$8,692.00			
			\$415.00			
			\$50.00			
			\$4,720.00			
\$5,360.00			\$214.00			
\$32,693.00			\$4,033.00			
\$38,053.00	\$0.00	\$0.00	\$30,995.00	\$0.00	\$0.00	\$0.00

\$1,000.00			\$20,000.00			
\$37,053	\$0	\$0	\$10,995	\$0	\$0	\$0

Sale of prop 5400	5500	Miscell.	non rev 5690	lit lnr	transfer in	GED
			\$534.00			
			\$75.00			
			\$10,695.00			
			\$1,567.00			

			\$8,692.00			
			\$415.00			
			\$50.00			
			\$4,720.00			
\$5,360.00			\$214.00			
\$32,693.00			\$4,033.00			
\$38,053.00	\$0.00	\$0.00	\$30,995.00	\$0.00	\$0.00	\$0.00
\$1,000.00			\$20,000.00			
\$37,053	\$0	\$0	\$10,995	\$0	\$0	\$0

Sale of prop 5400	5500	Miscell.	non rev 5690	lit lnr	transfer in	GED
			\$534.00			
			\$75.00			
			\$10,695.00			
			\$1,567.00			
			\$8,692.00			
			\$415.00			
			\$50.00			
			\$4,720.00			
\$5,360.00			\$214.00			
\$32,693.00			\$4,033.00			
\$38,053.00	\$0.00	\$0.00	\$30,995.00	\$0.00	\$0.00	\$0.00
\$1,000.00			\$20,000.00			
\$37,053	\$0	\$0	\$10,995	\$0	\$0	\$0

grant 9000
\$327.00
\$563.00
\$9,955.00
\$250.00
\$31.00
\$760.00
\$11,886.00
\$11,886

grant 9000
\$327.00
\$563.00
\$9,955.00
\$250.00
\$31.00
\$760.00
\$11,886.00

\$11,886

grant 9000
\$327.00
\$563.00
\$9,955.00

\$250.00
\$31.00
\$760.00
\$11,886.00
\$11,886

grant 9000
\$327.00
\$563.00
\$9,955.00
\$250.00
\$31.00
\$760.00
\$11,886.00
\$11,886

grant 9000
\$327.00
\$563.00
\$9,955.00
\$250.00
\$31.00
\$760.00
\$11,886.00
\$11,886

grant 9000
\$327.00
\$563.00
\$9,955.00
\$250.00
\$31.00
\$760.00
\$11,886.00
\$11,886

grant 9000
\$327.00
\$563.00
\$9,955.00
\$250.00
\$31.00
\$760.00
\$11,886.00

\$11,886

grant 9000
\$327.00
\$563.00
\$9,955.00

\$250.00
\$31.00
\$760.00
\$11,886.00
\$11,886

grant 9000
\$327.00
\$563.00
\$9,955.00
\$250.00
\$31.00
\$760.00
\$11,886.00
\$11,886

Budget

Disbursements

	September	October	November	December	January	February
Projected Exp	\$0	\$0	\$0	\$0	\$0	\$0
Actual Exp	\$0	\$0	\$0	\$0	\$0	\$0
Difference	\$0	\$0	\$0	\$0	\$0	\$0
Cumulative	\$0	\$0	\$0	\$0	\$0	\$0
% Spent	#DIV/0!	#DIV/0!	#DIV/0!	#DIV/0!	#DIV/0!	#DIV/0!

	March	April	May	June	July	August
Projected Exp	\$0	\$0	\$0	\$0	\$0	\$0
Actual Exp	\$0	\$0	\$0	\$0	\$0	\$0
Difference	\$0	\$0	\$0	\$0	\$0	\$0
Cumulative	\$0	\$0	\$0	\$0	\$0	\$0
% Spent	#DIV/0!	#DIV/0!	#DIV/0!	#DIV/0!	#DIV/0!	#DIV/0!

Month	Expenditures	Spent	of Budget	Budget Spent	Notes
September		\$0	#DIV/0!	8.33%	
October		\$0	#DIV/0!	16.67%	
November		\$0	#DIV/0!	25.00%	
December		\$0	#DIV/0!	33.33%	
January		\$0	#DIV/0!	41.67%	
February		\$0	#DIV/0!	50.00%	
March		\$0	#DIV/0!	58.33%	
April		\$0	#DIV/0!	66.67%	
May		\$0	#DIV/0!	75.00%	
June		\$0	#DIV/0!	83.33%	
July		\$0	#DIV/0!	91.67%	
August		\$0	#DIV/0!	100.00%	
Total					

Budgeted

month

Sample only=

	General Fund			Special Building		
	Local Taxes	Other Taxes	Total Taxes	Local Taxes	Other Taxes	Total Taxes
09/20	2,098,625.85	152,090.34	2,250,716.19	130,468.71	82.79	130,551.50
10/20	299,421.95	125,304.15	424,726.10	18,656.35	321.48	18,977.83
11/20	129,618.46	149,153.09	278,771.55	8,118.46	14.18	8,132.64
12/20	50,773.73	115,909.73	166,683.46	3,140.41	0.00	3,140.41
1/21	1,340,991.65	168,360.42	1,509,352.07	53,996.92	577.56	54,574.48
2/21	1,709,134.45	124,514.45	1,833,648.90	67,510.37	26.12	67,536.49
3/21	438,977.39	125,966.19	564,943.58	16,655.98	1,645.46	18,301.44
4/21	5,538,115.08	182,945.58	5,721,060.66	215,306.70	2,362.47	217,669.17
5/21	2,354,554.69	150,209.29	2,504,763.98	90,102.46	3,757.15	93,859.61
6/21	829,280.57	166,135.52	995,416.09	31,708.98	2,197.48	33,906.46
7/21	274,401.20	167,876.91	442,278.11	9,585.39	2,047.20	11,632.59
8/21	3,924,688.56	185,140.02	4,109,828.58	151,857.06	1,718.61	153,575.67
20-21	18,988,583.58	1,813,605.69	20,802,189.27	797,107.79	14,750.50	811,858.29

Budgeted \$18,925,994.00 \$732,323.00
 Diff \$62,589.58 \$64,784.79

	Local Taxes	Other Taxes	Total Taxes	Local Taxes	Other Taxes	Total Taxes
9/21	1,855,070.28	138,580.96	1,993,651.24	71,771.11	66.67	71,837.78
10/21	253,947.00	130,810.93	384,757.93	9,822.16	266.51	10,088.67
11/21	113,394.09	125,946.83	239,340.92	4,397.33	0.00	4,397.33
12/21	81,230.47	137,202.60	218,433.07	2,933.39	0.00	2,933.39
1/22	2,175,778.26	152,579.73	2,328,357.99	76,027.25	423.55	76,450.80
2/22	1,635,871.26	120,234.14	1,756,105.40	57,049.05	0.00	57,049.05
3/22	505,206.72	155,556.84	660,763.56	17,533.97	1,813.92	19,347.89
4/22	6,361,715.25	208,061.97	6,569,777.22	221,589.72	2,511.67	224,101.39
5/22	2,041,205.29	252,145.88	2,293,351.17	71,010.59	3,707.12	74,717.71
6/22	386,766.33	194,040.49	580,806.82	13,456.77	1,862.05	15,318.82
7/22	212,775.63	197,131.41	409,907.04	7,384.97	2,232.52	9,617.49
8/22	4,039,265.34	194,651.24	4,233,916.58	140,526.43	1,898.36	142,424.79
21-22	19,662,225.92	2,006,943.02	21,669,168.94	693,502.74	14,782.37	708,285.11

Budgeted \$20,322,098.00 \$707,071.00
 Diff -\$659,872.08 -\$13,568.26

	Local Taxes	Other Taxes	Total Taxes	Local Taxes	Other Taxes	Total Taxes
9/22	1,856,847.46	130,502.88	1,987,350.34	64,595.83	26.66	64,622.49
10/22	557,435.63	121,198.67	678,634.30	18,573.65	216.19	18,789.84
11/22	110,477.11	144,180.60	254,657.71	3,853.58	0.00	3,853.58
12/22	30,615.25	138,250.78	168,866.03	1,064.23	0.00	1,064.23
1/23	1,948,505.26	147,865.38	2,096,370.64	45,949.68	188.94	46,138.62
2/23	1,986,673.81	127,045.45	2,113,719.26	46,820.89	8.65	46,829.54
3/23	623,794.40	163,616.20	787,410.60	14,677.79	1,461.61	16,139.40

Bond Fund			QCPUF			Monthly Total
Local Taxes	Other Taxes	Total Taxes	Local Taxes	Other Taxes	Total Taxes	
259,146.27	147.48	259,293.75	68,122.56	41.96	68,164.52	2,708,725.96
35,068.68	718.04	35,786.72	9,668.19	176.49	9,844.68	489,335.33
17,921.15	25.26	17,946.41	4,584.33	7.19	4,591.52	309,442.12
6,567.80	0.00	6,567.80	1,688.64	0.00	1,688.64	178,080.31
144,437.88	1,304.54	145,742.42	41,304.94	318.40	41,623.34	1,751,292.31
185,763.25	46.53	185,809.78	49,800.19	13.24	49,813.43	2,136,808.60
52,969.23	4,813.37	57,782.60	13,226.88	1,206.53	14,433.41	655,461.03
679,701.69	6,754.38	686,456.07	169,035.94	1,659.69	170,695.63	6,795,881.53
222,845.77	4,862.55	227,708.32	63,836.39	2,483.36	66,319.75	2,892,651.66
74,999.08	4,817.41	79,816.49	21,902.07	1,582.10	23,484.17	1,132,623.21
31,699.63	5,936.84	37,636.47	7,911.75	1,500.01	9,411.76	500,958.93
493,608.80	4,989.62	498,598.42	119,330.78	1,257.02	120,587.80	4,882,590.47
2,204,729.23	34,416.02	2,239,145.25	570,412.66	10,245.99	580,658.65	24,433,851.46

\$2,129,556.00

\$556,094.00

\$75,173.23

\$14,318.66

Local Taxes	Other Taxes	Total Taxes	Local Taxes	Other Taxes	Total Taxes	Monthly Total
174,332.79	151.45	174,484.24	50,032.99	45.35	50,078.34	2,290,051.60
23,891.09	725.56	24,616.65	6,880.50	202.74	7,083.24	426,546.49
10,975.16	0.00	10,975.16	3,103.74	0.00	3,103.74	257,817.15
7,455.13	0.00	7,455.13	2,167.42	0.00	2,167.42	230,989.01
204,092.30	1,234.70	205,327.00	58,773.33	322.43	59,095.76	2,669,231.55
167,772.02	0.00	167,772.02	44,658.82	0.00	44,658.82	2,025,585.29
57,176.20	5,041.44	62,217.64	15,364.39	1,360.84	16,725.23	759,054.32
716,617.81	8,237.94	724,855.75	180,368.78	1,824.08	182,192.86	7,700,927.22
175,314.94	9,815.83	185,130.77	50,118.62	2,640.90	52,759.52	2,605,959.17
34,676.45	5,652.69	40,329.14	9,970.35	1,394.19	11,364.54	647,819.32
21,520.49	6,812.79	28,333.28	5,562.40	1,692.52	7,254.92	455,112.73
489,218.50	5,765.97	494,984.47	116,656.93	1,115.35	117,772.28	4,989,098.12
2,083,042.88	43,438.37	2,126,481.25	543,658.27	10,598.40	554,256.67	25,058,191.97

\$2,124,517.00

\$555,710.00

-\$41,474.12

-\$12,051.73

Local Taxes	Other Taxes	Total Taxes	Local Taxes	Other Taxes	Total Taxes	Monthly Total
159,454.60	60.16	159,514.76	46,839.24	327.90	47,167.14	2,258,654.73
44,286.58	607.22	44,893.80	12,775.39	142.48	12,917.87	755,235.81
9,804.44	22.33	9,826.77	2,752.25	6.69	2,758.94	271,097.00
2,974.82	0.00	2,974.82	800.81	0.00	800.81	173,705.89
225,774.97	575.63	226,350.60	54,289.67	149.78	54,439.45	2,423,299.31
219,812.46	19.52	219,831.98	49,118.30	5.85	49,124.15	2,429,504.93
86,807.01	7,249.18	94,056.19	19,501.17	1,618.43	21,119.60	918,725.79

888,069.36	10,000.02	898,069.38	184,356.26	2,028.00	186,384.26	8,210,984.95
201,926.74	12,180.10	214,106.84	47,558.77	2,705.44	50,264.21	2,710,529.34
47,293.36	7,106.72	54,400.08	10,972.84	1,472.73	12,445.57	765,664.00
25,498.89	8,725.64	34,224.53	5,496.97	1,773.06	7,270.03	464,873.11
631,539.18	8,362.59	639,901.77	126,447.71	1,741.73	128,189.44	5,428,819.48
2,543,242.41	54,909.11	2,598,151.52	560,909.38	11,972.09	572,881.47	26,811,094.34

\$2,646,465.00

\$570,336.00

-\$103,222.59

-\$9,426.62

Local Taxes	Other Taxes	Total Taxes	Local Taxes	Other Taxes	Total Taxes	Monthly Total
204,782.36	83.24	204,865.60	49,050.60	20.37	49,070.97	2,671,966.81
26,678.84	0.00	26,678.84	6,021.65	0.00	6,021.65	436,141.95
5,479.91	0.00	5,479.91	1,209.19	0.00	1,209.19	94,388.28
6,580.93	0.00	6,580.93	1,340.25	0.00	1,340.25	204,844.57
	0.00			0.00		0.00
	0.00			0.00		0.00
	0.00			0.00		0.00
	0.00			0.00		0.00
	0.00			0.00		0.00
	0.00			0.00		0.00
	0.00			0.00		0.00
	0.00			0.00		0.00
	0.00			0.00		0.00
	0.00			0.00		0.00
243,522.04	83.24	243,605.28	57,621.69	20.37	57,642.06	3,407,341.61

\$243,522.04

\$57,621.69

Ulimited
recorded

20-21 Total

24,433,851.46

\$22,343,967.00

\$216,866.26

21-22 Total

25,058,191.97

\$23,709,396.00

-\$726,966.19

22-23 Total

26,811,094.34

\$25,391,712.00

-\$722,193.23

23-24 Total

3,407,341.61

\$0.00

\$2,984,248.88

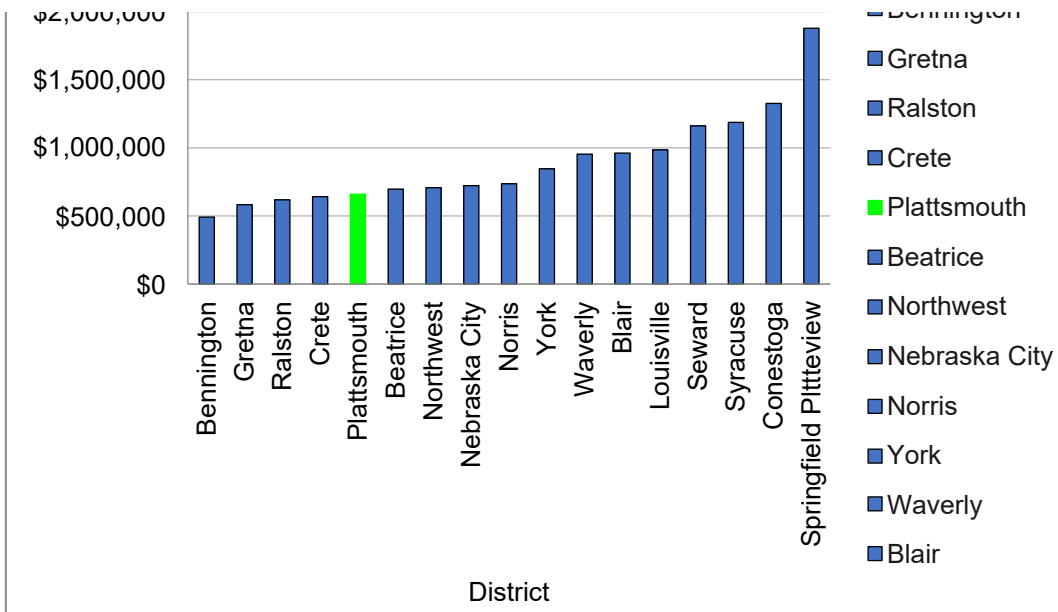
District	Valuation	Enrollment	Per student	
Bennington	\$1,875,308,934	3816	\$491,433	\$4,914
Gretna	\$3,565,747,382	6127	\$581,973	\$5,820
Ralston	\$1,971,895,050	3190	\$618,149	\$6,181
Crete	\$1,236,104,489	1927	\$641,466	\$6,415
Plattsmouth	\$894,862,876	1357	\$659,442	\$6,594
Beatrice	\$1,298,995,241	1864	\$696,886	\$6,969
Northwest	\$996,797,190	1409	\$707,450	\$7,075
Nebraska City	\$996,035,726	1379	\$722,288	\$7,223
Norris	\$1,804,950,859	2452	\$736,114	\$7,361
York	\$1,178,316,279	1393	\$845,884	\$8,459
Waverly	\$2,025,886,806	2125	\$953,358	\$9,534
Blair	\$2,098,392,910	2183	\$961,243	\$9,612
Louisville	\$616,502,576	626	\$984,828	\$9,848
Seward	\$1,680,093,238	1447	\$1,161,087	\$11,611
Syracuse	\$886,490,848	747	\$1,186,735	\$11,867
Conestoga	\$857,708,323	647	\$1,325,670	\$13,257
Springfield Plttteview	\$2,093,449,029	1115	\$1,877,533	\$18,775

	State Aid		St Aid/Std	Val/Std
Crete	\$352,528	2125	\$166	\$6,415
Bennington	\$20,072,007	6127	\$3,276	\$4,914
Norris	\$4,488,546	3816	\$1,176	\$7,361
Plattsmouth	\$4,661,377	2183	\$2,135	\$6,594
Ralston	\$10,659,909	3190	\$3,342	\$6,181
Waverly	\$352,528	1927	\$183	\$9,534
Beatrice	\$5,449,448	1864	\$2,924	\$6,969
Blair	\$438,847	1447	\$303	\$9,612
York	\$2,340,525	1379	\$1,697	\$8,459
Nebraska City	\$4,654,065	1393	\$3,341	\$7,223
Syracuse	\$119,774	1409	\$85	\$11,867
Louisville	\$1,629,086	747	\$2,181	\$9,848
Seward	\$288,134	626	\$460	\$11,611
Northwest	\$8,305,437	1357	\$6,120	\$7,075
Conestoga	\$104,662	647	\$162	\$13,257
Gretna	\$19,917,450	2452	\$8,123	\$5,820
Springfield Plttteview	\$1,172,643	1115	\$1,052	\$18,775

Total Valuation Per Student

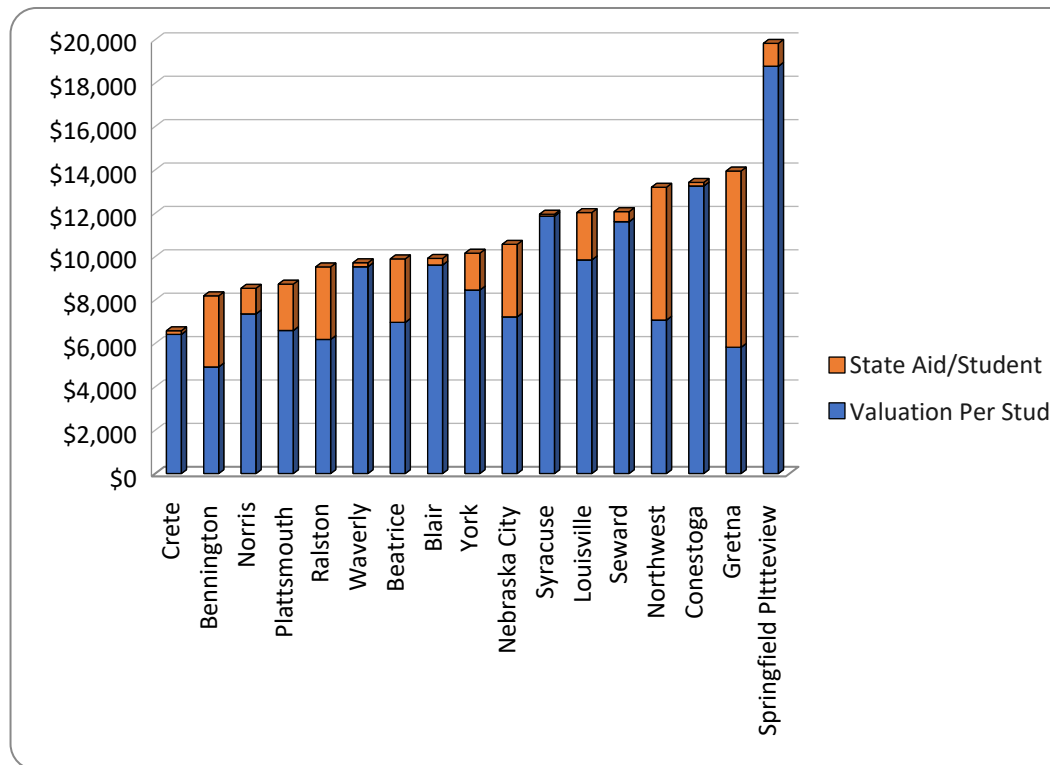
\$2 000 000

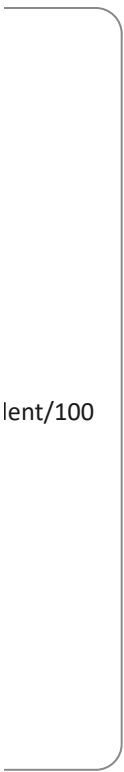
■ Bennington



Total

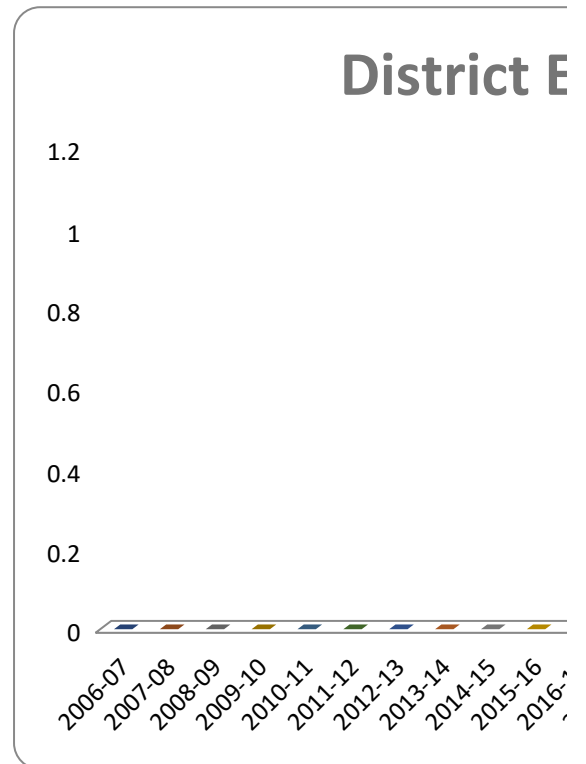
\$6,581
 \$8,190
 \$8,537
 \$8,730
 \$9,523
 \$9,717
 \$9,892
 \$9,916
 \$10,156
 \$10,564
 \$11,952
 \$12,029
 \$12,071
 \$13,195
 \$13,418
 \$13,943
 \$19,827





lent/100

2006-07
2007-08
2008-09
2009-10
2010-11
2011-12
2012-13
2013-14
2014-15
2015-16
2016-17
2017-18
2018-19
2019-20
2020-21
2021-22
2022-23
2023-24
2024-25



Enrollment

- 2006-07
- 2007-08
- 2008-09
- 2009-10
- 2010-11
- 2011-12
- 2012-13
- 2013-14
- 2014-15
- 2015-16
- 2016-17
- 2017-18

.17
2017-18
2018-19
2019-20
2020-21
2021-22
2022-23
2023-24
2024-25

Expenses

Code	20-21	19-20	18-19	Difference
1100	\$7,673,983	\$7,911,764	\$8,128,328	-\$216,564
1125	\$136,969	\$180,054	\$145,224	\$34,830
1150	\$87,231	\$90,888	\$76,615	\$14,273
1160	\$797,789	\$790,705	\$794,162	-\$3,457
1190		\$111,941		\$111,941
1195	\$23,839	\$11,250	\$26,877	-\$15,627
1200	\$3,066,039	\$2,789,676	\$2,753,038	\$36,638
1291	\$173,847	\$199,842	\$270,733	-\$70,891
1300	\$21,610	\$3,323	\$28,034	-\$24,711
2100	\$969,852	\$1,200,063	\$1,148,367	\$51,696
2120				\$0
2130				\$0
2141				\$0
2151				\$0
2161				\$0
2171				\$0
2181				\$0
2200	\$544,731	\$615,444	\$474,379	\$141,065
2210				\$0
2212				\$0
2213				\$0
220				\$0
2224				\$0
2230				\$0
2300	\$503,213	\$500,062	\$526,864	-\$26,802
2310				\$0
2320				\$0
2330				\$0
2410	\$1,288,746	\$1,267,010	\$1,226,129	\$40,881
2490				\$0
2500	\$559,870	\$828,591	\$716,058	\$112,533
2510				\$0
2530				\$0
2560				\$0
2570				\$0
2580				\$0
2600	\$1,391,542	\$1,471,840	\$1,310,439	\$161,401
2610				\$0
2620				\$0
2630				\$0
2640				\$0
2650				\$0

2660				\$0
2670				\$0
2680				\$0
2710	\$387,689	\$285,777	\$423,741	-\$137,964
2712	\$196,184	\$236,540	\$271,359	-\$34,819
2713				\$0
2730				\$0
2732				\$0
2733				\$0
3300	\$15,641	\$27,391	\$39,303	-\$11,912
3400	\$5,011	\$4,207	\$5,929	-\$1,722
			\$1,896	-\$1,896
3535	\$12,284	\$13,027	\$12,046	\$981
3541		\$80,341	\$71,950	\$8,391
3570	\$73,546	\$10,843	\$38,165	-\$27,322
3599	\$1,879	\$11,042		\$11,042
4300				\$0
6000	\$2,598,856	\$1,759,562	\$727,378	\$1,032,184
6200				\$0
6310				\$0
6406				\$0
6408				\$0
6412				\$0
6700				\$0
6992				\$0
6996				\$0
6997				\$0
8000	\$15,000	\$17,320	\$3,634	\$13,686
9000	\$3,248	\$237	\$7	\$230
	\$20,548,599	\$20,418,740	\$19,220,655	\$1,198,085

	20-21	19-20	18-19	Difference
Local				
State				

Enrollment done, other charts incomplete

Assessment Data

	3-8 ELA	3-8 Math	5&8 Science
	43	38	65
	55	64	66
	48	56	77
	47	51	50
	42	36	65
	48	44	74
	56	63	82
	52	55	74
	50	48	64
	52	56	68
	68	73	76
	67	59	94
	53	50	69
	65	85	92
	59	48	86
	55	56	78
	60	67	67
	44	50	61
	55	58	63
	45	46	62
	34	37	61
	30	30	36
	64	65	78
	45	32	66
	39	39	58
Average	51.04	52.24	69.28

ACT	11 ELA	11 Math	11 Science
	-	50	55
	49	60	51
	72	69	72
	-	-	59
	46	59	57
	45	71	48
	54	71	71
	46	46	46
	59	76	65
	43	57	57
	71	75	71
	52	59	48
	63	54	60
	55	58	56

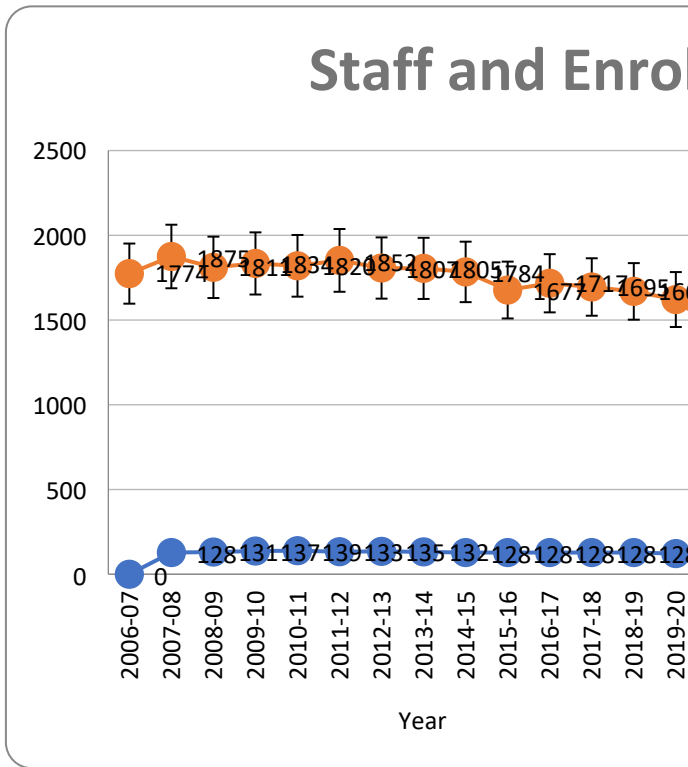
	52	54	52
	71	54	46
	41	43	47
			36
	71	57	53
	42	42	42
		63	63
Average	54.82	58.84	55.00

POVERTY	
47.03	
42.96	
35.37	
56.31	
44.88	
46.39	
45.89	
35.85	
31.53	
39.28	
43.15	
34.06	
41.18	
49.74	
58.14	
38.95	
41.98	
49.11	
56.14	
63.21	
55.33	
91.41	
45.59	
61.18	
46.52	
Average	48.05

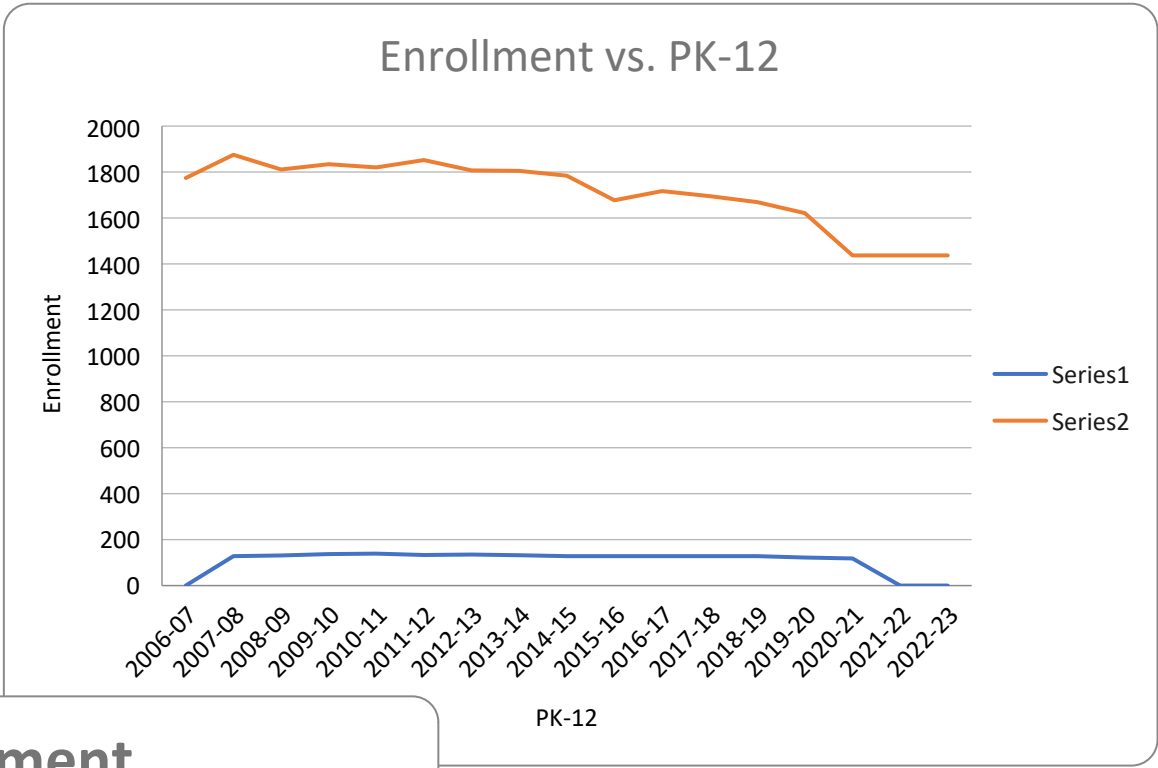
Plattsmouth enrollment

Maybe


Year	Staff	Enrollment		
2006-07		1774		
2007-08	128	1875	5.69%	
2008-09	131	1811	-3.41%	
2009-10	137	1834	1.27%	
2010-11	139	1820	-0.76%	
2011-12	133	1852	1.76%	
2012-13	135	1807	-2.43%	
2013-14	132	1805	-0.11%	
2014-15	128	1784	-1.16%	
2015-16	128	1677	-6.00%	
2016-17	128	1717	2.39%	
2017-18	128	1695	-1.28%	
2018-19	128	1669	-1.53%	
2019-20	122	1621	-2.88%	
2020-21	118	1437	#####	#####
2021-22		1437	0.00%	-1.27%
2022-23		1437	0.00%	



add a chart showing elementary vs



Enrollment



<u>Taxes</u>	<u>Sept</u>	<u>Oct</u>	<u>Nov</u>	<u>Dec</u>	<u>Jan</u>	<u>Feb</u>
Keith County						
Perkins County						
Total	<u>\$0.00</u>	<u>\$0.00</u>	<u>\$0.00</u>	<u>\$0.00</u>	<u>\$0.00</u>	<u>\$0.00</u>
	<u>\$0.00</u>					

<u>Date</u>	<u>Total of Other Receipts</u>	<u>State Aid</u>	<u>Taxes 1110</u>	<u>Carline 1115</u>	<u>Public Pwr Tx 1120</u>	<u>Motor Veh. 1125</u>
Sept. 2015	\$96,289.00	\$13,805.00	\$2,136,461.00	\$12,898.00		\$45,177.00
Oct. 2015	\$227,690.00	\$13,805.00	\$413,663.00			\$40,107.00
Nov.: 2015	\$146,478.00	\$13,805.00	98,838.00			\$50,941.00
Dec.: 2015	\$175,864.00	\$13,805.00	\$40,574.00			\$33,579.00
Jan: 2016	\$363,859.00	\$13,805.00	\$1,132,576.00			\$49,359.00
Feb. 2014	\$451,761.00	\$13,805.00	\$248,100.00			\$70,495.00
March. 2013	\$295,143.00	\$13,805.00	\$133,718.00			\$38,781.00
Apr. 2013	\$419,163.00	\$13,805.00	\$203,195.00			\$45,949.00
May. 2013	\$444,613.00	\$13,805.00	2,742,703.00	\$52,606.00		\$44,724.00
June. 2012	\$0.00					
July. 2012	\$0.00	\$0.00				
Aug. 2012	\$0.00	\$0.00				
14-15 Month Tot.	\$9,815,282.00	\$124,245.00	\$7,149,828	\$65,504.00	\$0.00	\$419,112.00
14-15 Budget	\$10,860,121.00	322,621	8,237,500	\$70,000.00	\$0.00	\$460,000.00
Difference	-\$1,044,839	-\$198,376	-\$1,087,672	-\$4,496	\$0	-\$40,888
Amt off						

<u>Taxes</u>	<u>Sept</u>	<u>Oct</u>	<u>Nov</u>	<u>Dec</u>	<u>Jan</u>	<u>Feb</u>
Keith County						
Perkins County						
Total	<u>\$0.00</u>	<u>\$0.00</u>	<u>\$0.00</u>	<u>\$0.00</u>	<u>\$0.00</u>	<u>\$0.00</u>
	<u>\$0.00</u>					

<u>Date</u>	<u>Total of Other Receipts</u>	<u>State Aid</u>	<u>Taxes 1110</u>	<u>Carline 1115</u>	<u>Public Pwr Tx 1120</u>	<u>Motor Veh. 1125</u>
Sept. 2014	\$123,252.00	\$32,262.00	\$2,196,731.00	\$14,788.00		\$40,518.00
Oct. 2014	\$77,667.00	\$32,262.00	\$393,842.00			\$39,718.00
Nov. 2014	\$99,123.00	\$32,262.00	100,547.00			\$53,256.00
Dec. 2014	\$183,382.00	\$32,262.00	\$33,228.00			\$33,031.00
Jan. 2015	\$216,521.00	\$32,262.00	\$894,800.00			\$52,664.00
Feb. 2014	\$494,082.00	\$32,262.00	\$343,506.00	\$0.00		\$73,446.00
March. 2013	\$331,144.00	\$32,262.00	\$130,848.00			\$42,039.00
Apr. 2013	\$619,465.00	\$32,262.00	\$252,292.00			\$44,111.00
May. 2013	\$463,633.00	\$32,262.00	2,782,047.00	\$47,019.00		\$40,322.00
June. 2012	\$290,873.00	\$32,262.00	\$414,471.00			\$40,753.00
July. 2012	\$108,436.00	\$0.00	\$57,690.00			\$44,313.00
Aug. 2012	\$138,970.00	\$0.00	\$97,867.00			\$42,084.00
14-15 Month Tot.	\$11,123,070.00	\$322,620.00	\$7,697,869	\$61,807.00	\$0.00	\$546,255.00
14-15 Budget	\$10,860,121.00	322,621	8,237,500	\$70,000.00	\$0.00	\$460,000.00
Difference	\$262,949	-\$1	-\$539,631	-\$8,193	\$0	\$86,255
Amt off						

<u>Taxes</u>	<u>Sept</u>	<u>Oct</u>	<u>Nov</u>	<u>Dec</u>	<u>Jan</u>	<u>Feb</u>
Keith County						
Perkins County						
Total	<u>\$0.00</u>	<u>\$0.00</u>	<u>\$0.00</u>	<u>\$0.00</u>	<u>\$0.00</u>	<u>\$0.00</u>
	<u>\$0.00</u>					

Date	Total of Other Receipts	State Aid	Taxes 1110	Carline 1115	Public Pwr Tx 1120	Motor Veh. 1125
Sept. 2014	\$123,252.00	\$32,262.00	\$2,196,731.00	\$14,788.00		\$40,518.00
Oct. 2014	\$77,667.00	\$32,262.00	\$393,842.00			\$39,718.00
Nov. 2014	\$99,123.00	\$32,262.00	100,547.00			\$53,256.00
Dec. 2014	\$183,382.00	\$32,262.00	\$33,228.00			\$33,031.00
Jan. 2015	\$216,521.00	\$32,262.00	\$894,800.00			\$52,664.00
Feb. 2014	\$494,082.00	\$32,262.00	\$343,506.00	\$0.00		\$73,446.00
March. 2013	\$331,144.00	\$32,262.00	\$130,848.00			\$42,039.00
Apr. 2013	\$619,465.00	\$32,262.00	\$252,292.00			\$44,111.00
May. 2013	\$463,633.00	\$32,262.00	2,782,047.00	\$47,019.00		\$40,322.00
June. 2012	\$290,873.00	\$32,262.00	\$414,471.00			\$40,753.00
July. 2012	\$108,436.00	\$0.00	\$57,690.00			\$44,313.00
Aug. 2012	\$138,970.00	\$0.00	\$97,867.00			\$42,084.00
14-15 Month Tot.	\$11,123,070.00	\$322,620.00	\$7,697,869	\$61,807.00	\$0.00	\$546,255.00
14-15 Budget	\$10,860,121.00	322,621	8,237,500	\$70,000.00	\$0.00	\$460,000.00

Difference	\$262,949	-\$1	-\$539,631	-\$8,193	\$0	\$86,255
Amt off						

<u>Taxes</u>	<u>Sept</u>	<u>Oct</u>	<u>Nov</u>	Dec	Jan	Feb
Keith County						
Perkins County						
Total	<u>\$0.00</u>	<u>\$0.00</u>	<u>\$0.00</u>	<u>\$0.00</u>	<u>\$0.00</u>	<u>\$0.00</u>
	<u>\$0.00</u>					

<u>Date</u>	<u>Total of Other Receipts</u>	<u>State Aid</u>	<u>Taxes 1110</u>	<u>Carline 1115</u>	<u>Public Pwr Tx 1120</u>	<u>Motor Veh. 1125</u>
Sept. 2014	\$123,252.00	\$32,262.00	\$2,196,731.00	\$14,788.00		\$40,518.00
Oct. 2014	\$77,667.00	\$32,262.00	\$393,842.00			\$39,718.00
Nov. 2014	\$99,123.00	\$32,262.00	100,547.00			\$53,256.00
Dec. 2014	\$183,382.00	\$32,262.00	\$33,228.00			\$33,031.00
Jan. 2015	\$216,521.00	\$32,262.00	\$894,800.00			\$52,664.00

Feb. 2014	\$494,082.00	\$32,262.00	\$343,506.00	\$0.00		\$73,446.00
March. 2013	\$331,144.00	\$32,262.00	\$130,848.00			\$42,039.00
Apr. 2013	\$619,465.00	\$32,262.00	\$252,292.00			\$44,111.00
May. 2013	\$463,633.00	\$32,262.00	2,782,047.00	\$47,019.00		\$40,322.00
June. 2012	\$290,873.00	\$32,262.00	\$414,471.00			\$40,753.00
July. 2012	\$108,436.00	\$0.00	\$57,690.00			\$44,313.00
Aug. 2012	\$138,970.00	\$0.00	\$97,867.00			\$42,084.00
14-15 Month Tot.	\$11,123,070.00	\$322,620.00	\$7,697,869	\$61,807.00	\$0.00	\$546,255.00
14-15 Budget	\$10,860,121.00	322,621	8,237,500	\$70,000.00	\$0.00	\$460,000.00
Difference	\$262,949	-\$1	-\$539,631	-\$8,193	\$0	\$86,255
Amt off						

\$0.00

Date	Total of Other Receipts	State Aid	Taxes 1110	Carline 1115	Public Pwr Tx 1120	Motor Veh. 1125
Sept. 2014	\$123,252.00	\$32,262.00	\$2,196,731.00	\$14,788.00		\$40,518.00
Oct. 2014	\$77,667.00	\$32,262.00	\$393,842.00			\$39,718.00
Nov. 2014	\$99,123.00	\$32,262.00	100,547.00			\$53,256.00
Dec. 2014	\$183,382.00	\$32,262.00	\$33,228.00			\$33,031.00
Jan. 2015	\$216,521.00	\$32,262.00	\$894,800.00			\$52,664.00
Feb. 2014	\$494,082.00	\$32,262.00	\$343,506.00	\$0.00		\$73,446.00
March. 2013	\$331,144.00	\$32,262.00	\$130,848.00			\$42,039.00
Apr. 2013	\$619,465.00	\$32,262.00	\$252,292.00			\$44,111.00
May. 2013	\$463,633.00	\$32,262.00	2,782,047.00	\$47,019.00		\$40,322.00
June. 2012	\$290,873.00	\$32,262.00	\$414,471.00			\$40,753.00
July. 2012	\$108,436.00	\$0.00	\$57,690.00			\$44,313.00
Aug. 2012	\$138,970.00	\$0.00	\$97,867.00			\$42,084.00
14-15 Month Tot.	\$11,123,070.00	\$322,620.00	\$7,697,869	\$61,807.00	\$0.00	\$546,255.00
14-15 Budget	\$10,860,121.00	322,621	8,237,500	\$70,000.00	\$0.00	\$460,000.00
Difference	\$262,949	-\$1	-\$539,631	-\$8,193	\$0	\$86,255
Amt off						

<u>Taxes</u>	<u>Sept</u>	<u>Oct</u>	<u>Nov</u>	Dec	Jan	Feb
Keith County						
Perkins County						
Total	\$0.00	\$0.00	\$0.00	\$0.00	\$0.00	\$0.00
	\$0.00					

<u>Date</u>	<u>Total of Other Receipts</u>	<u>State Aid</u>	<u>Taxes 1110</u>	<u>Carline 1115</u>	<u>Public Pwr Tx 1120</u>	<u>Motor Veh. 1125</u>
Sept. 2014	\$123,252.00	\$32,262.00	\$2,196,731.00	\$14,788.00		\$40,518.00
Oct. 2014	\$77,667.00	\$32,262.00	\$393,842.00			\$39,718.00
Nov. 2014	\$99,123.00	\$32,262.00	100,547.00			\$53,256.00
Dec. 2014	\$183,382.00	\$32,262.00	\$33,228.00			\$33,031.00
Jan. 2015	\$216,521.00	\$32,262.00	\$894,800.00			\$52,664.00
Feb. 2014	\$494,082.00	\$32,262.00	\$343,506.00	\$0.00		\$73,446.00
March. 2013	\$331,144.00	\$32,262.00	\$130,848.00			\$42,039.00
Apr. 2013	\$619,465.00	\$32,262.00	\$252,292.00			\$44,111.00
May. 2013	\$463,633.00	\$32,262.00	2,782,047.00	\$47,019.00		\$40,322.00
June. 2012	\$290,873.00	\$32,262.00	\$414,471.00			\$40,753.00
July. 2012	\$108,436.00	\$0.00	\$57,690.00			\$44,313.00
Aug. 2012	\$138,970.00	\$0.00	\$97,867.00			\$42,084.00
14-15 Month Tot.	\$11,123,070.00	\$322,620.00	\$7,697,869	\$61,807.00	\$0.00	\$546,255.00
14-15 Budget	\$10,860,121.00	322,621	8,237,500	\$70,000.00	\$0.00	\$460,000.00
Difference	\$262,949	-\$1	-\$539,631	-\$8,193	\$0	\$86,255
Amt off						

<u>Taxes</u>	<u>Sept</u>	<u>Oct</u>	<u>Nov</u>	<u>Dec</u>	<u>Jan</u>	<u>Feb</u>
Keith County						
Perkins County						
Total	<u>\$0.00</u>	<u>\$0.00</u>	<u>\$0.00</u>	<u>\$0.00</u>	<u>\$0.00</u>	<u>\$0.00</u>
	<u>\$0.00</u>					

<u>Date</u>	<u>Total of Other Receipts</u>	<u>State Aid</u>	<u>Taxes 1110</u>	<u>Carline 1115</u>	<u>Public Pwr Tx 1120</u>	<u>Motor Veh. 1125</u>
Sept. 2014	\$123,252.00	\$32,262.00	\$2,196,731.00	\$14,788.00		\$40,518.00
Oct. 2014	\$77,667.00	\$32,262.00	\$393,842.00			\$39,718.00
Nov. 2014	\$99,123.00	\$32,262.00	100,547.00			\$53,256.00
Dec. 2014	\$183,382.00	\$32,262.00	\$33,228.00			\$33,031.00
Jan. 2015	\$216,521.00	\$32,262.00	\$894,800.00			\$52,664.00
Feb. 2014	\$494,082.00	\$32,262.00	\$343,506.00	\$0.00		\$73,446.00
March. 2013	\$331,144.00	\$32,262.00	\$130,848.00			\$42,039.00
Apr. 2013	\$619,465.00	\$32,262.00	\$252,292.00			\$44,111.00
May. 2013	\$463,633.00	\$32,262.00	2,782,047.00	\$47,019.00		\$40,322.00
June. 2012	\$290,873.00	\$32,262.00	\$414,471.00			\$40,753.00
July. 2012	\$108,436.00	\$0.00	\$57,690.00			\$44,313.00
Aug. 2012	\$138,970.00	\$0.00	\$97,867.00			\$42,084.00
14-15 Month Tot.	\$11,123,070.00	\$322,620.00	\$7,697,869	\$61,807.00	\$0.00	\$546,255.00
14-15 Budget	\$10,860,121.00	322,621	8,237,500	\$70,000.00	\$0.00	\$460,000.00
Difference	\$262,949	-\$1	-\$539,631	-\$8,193	\$0	\$86,255
Amt off						

Taxes	Sept	Oct	Nov	Dec	Jan	Feb
Keith County						
Perkins County						
Total	\$0.00	\$0.00	\$0.00	\$0.00	\$0.00	\$0.00
	\$0.00					

Date	Total of Other Receipts	State Aid	Taxes 1110	Carline 1115	Public Pwr Tx 1120	Motor Veh. 1125
Sept. 2014	\$123,252.00	\$32,262.00	\$2,196,731.00	\$14,788.00		\$40,518.00
Oct. 2014	\$77,667.00	\$32,262.00	\$393,842.00			\$39,718.00
Nov. 2014	\$99,123.00	\$32,262.00	100,547.00			\$53,256.00
Dec. 2014	\$183,382.00	\$32,262.00	\$33,228.00			\$33,031.00
Jan. 2015	\$216,521.00	\$32,262.00	\$894,800.00			\$52,664.00
Feb. 2014	\$494,082.00	\$32,262.00	\$343,506.00	\$0.00		\$73,446.00
March. 2013	\$331,144.00	\$32,262.00	\$130,848.00			\$42,039.00
Apr. 2013	\$619,465.00	\$32,262.00	\$252,292.00			\$44,111.00
May. 2013	\$463,633.00	\$32,262.00	2,782,047.00	\$47,019.00		\$40,322.00
June. 2012	\$290,873.00	\$32,262.00	\$414,471.00			\$40,753.00
July. 2012	\$108,436.00	\$0.00	\$57,690.00			\$44,313.00
Aug. 2012	\$138,970.00	\$0.00	\$97,867.00			\$42,084.00
14-15 Month Tot.	\$11,123,070.00	\$322,620.00	\$7,697,869	\$61,807.00	\$0.00	\$546,255.00

14-15 Budget	\$10,860,121.00	322,621	8,237,500	\$70,000.00	\$0.00	\$460,000.00
Difference	\$262,949	-\$1	-\$539,631	-\$8,193	\$0	\$86,255
Amt off						

<u>Taxes</u>	<u>Sept</u>	<u>Oct</u>	<u>Nov</u>	Dec	Jan	Feb
Keith County						
Perkins County						
Total		<u>\$0.00</u>	<u>\$0.00</u>	<u>\$0.00</u>	<u>\$0.00</u>	<u>\$0.00</u>
		<u>\$0.00</u>				

<u>Date</u>	<u>Total of Other Receipts</u>	<u>State Aid</u>	<u>Taxes 1110</u>	<u>Carline 1115</u>	<u>Public Pwr Tx 1120</u>	<u>Motor Veh. 1125</u>
Sept. 2014	\$123,252.00	\$32,262.00	\$2,196,731.00	\$14,788.00		\$40,518.00
Oct. 2014	\$77,667.00	\$32,262.00	\$393,842.00			\$39,718.00
Nov. 2014	\$99,123.00	\$32,262.00	100,547.00			\$53,256.00
Dec. 2014	\$183,382.00	\$32,262.00	\$33,228.00			\$33,031.00

Jan. 2015	\$216,521.00	\$32,262.00	\$894,800.00			\$52,664.00
Feb. 2014	\$494,082.00	\$32,262.00	\$343,506.00	\$0.00		\$73,446.00
March. 2013	\$331,144.00	\$32,262.00	\$130,848.00			\$42,039.00
Apr. 2013	\$619,465.00	\$32,262.00	\$252,292.00			\$44,111.00
May. 2013	\$463,633.00	\$32,262.00	2,782,047.00	\$47,019.00		\$40,322.00
June. 2012	\$290,873.00	\$32,262.00	\$414,471.00			\$40,753.00
July. 2012	\$108,436.00	\$0.00	\$57,690.00			\$44,313.00
Aug. 2012	\$138,970.00	\$0.00	\$97,867.00			\$42,084.00
14-15 Month Tot.	\$11,123,070.00	\$322,620.00	\$7,697,869	\$61,807.00	\$0.00	\$546,255.00
14-15 Budget	\$10,860,121.00	322,621	8,237,500	\$70,000.00	\$0.00	\$460,000.00
Difference	\$262,949	-\$1	-\$539,631	-\$8,193	\$0	\$86,255
Amt off						

\$0.00

Date	Total of Other Receipts	State Aid	Taxes 1110	Carline 1115	Public Pwr Tx 1120	Motor Veh. 1125
Sept. 2014	\$123,252.00	\$32,262.00	\$2,196,731.00	\$14,788.00		\$40,518.00
Oct. 2014	\$77,667.00	\$32,262.00	\$393,842.00			\$39,718.00
Nov. 2014	\$99,123.00	\$32,262.00	100,547.00			\$53,256.00
Dec. 2014	\$183,382.00	\$32,262.00	\$33,228.00			\$33,031.00
Jan. 2015	\$216,521.00	\$32,262.00	\$894,800.00			\$52,664.00
Feb. 2014	\$494,082.00	\$32,262.00	\$343,506.00	\$0.00		\$73,446.00
March. 2013	\$331,144.00	\$32,262.00	\$130,848.00			\$42,039.00
Apr. 2013	\$619,465.00	\$32,262.00	\$252,292.00			\$44,111.00
May. 2013	\$463,633.00	\$32,262.00	2,782,047.00	\$47,019.00		\$40,322.00
June. 2012	\$290,873.00	\$32,262.00	\$414,471.00			\$40,753.00
July. 2012	\$108,436.00	\$0.00	\$57,690.00			\$44,313.00
Aug. 2012	\$138,970.00	\$0.00	\$97,867.00			\$42,084.00
14-15 Month Tot.	\$11,123,070.00	\$322,620.00	\$7,697,869	\$61,807.00	\$0.00	\$546,255.00
14-15 Budget	\$10,860,121.00	322,621	8,237,500	\$70,000.00	\$0.00	\$460,000.00
Difference	\$262,949	-\$1	-\$539,631	-\$8,193	\$0	\$86,255
Amt off						

General Public
 School
 Financial Summary

March April May June July Aug

\$0.00 \$0.00 \$0.00 \$0.00 \$0.00 \$0.00

1220	1270 preschool	Interest 1410	Local Lic Fees 1610	City Fines 1620	Other Local Rev 1910-90	County Fines 2110- 30
	\$2,205.00	\$723.00	\$7,320.00		\$1,796.00	
	\$420.00	\$791.00				\$41,479.00
	\$990.00	\$670.00			\$12,298.00	\$23,482.00
	\$1,995.00	\$502.00				\$17,481.00
	\$945.00	\$505.00				\$17,058.00
	\$770.00	\$596.00			\$360.00	\$24,678.00
	\$900.00	\$472.00				\$15,762.00
	\$1,560.00	\$386.00			\$207.00	\$18,042.00
	\$530.00	\$796.00				
\$0.00	\$10,315.00	\$5,441.00	\$7,320.00	\$0.00	\$14,661.00	\$157,982.00
\$0.00	\$2,000.00	\$4,000.00	\$0.00	\$0.00	\$45,000.00	\$165,000.00
\$0	\$8,315	\$1,441	\$7,320	\$0	-\$30,339	-\$7,018

Ogden Public
School
Financial Summary

March	April	May	June	July	Aug
<u>\$0.00</u>	<u>\$0.00</u>	<u>\$0.00</u>	<u>\$0.00</u>	<u>\$0.00</u>	<u>\$0.00</u>

1220	1270 preschool	Interest 1410	Local Lic Fees 1610	City Fines 1620	Other Local Rev 1910-90	County Fines 2110- 30
	\$840.00	\$567.00			\$2,650.00	\$22,102.00
\$2,700.00	\$1,060.00	\$627.00				\$22,497.00
\$150.00	\$770.00	\$436.00				\$20,383.00
		\$334.00				\$16,049.00
		\$333.00			\$2,000.00	\$13,467.00
	\$865.00	\$327.00				\$15,879.00
\$902.00	\$1,390.00	\$291.00				
\$867.00	\$955.00	\$275.00			\$11,178.00	\$17,432.00
\$1,050.00	\$240.00	\$609.00			(\$2,000.00)	\$16,612.00
\$1,350.00	\$10.00	\$897.00				\$15,795.00
		\$763.00				\$29,426.00
		\$562.00		\$17,460.00		
\$7,019.00	\$6,130.00	\$6,021.00	\$0.00	\$17,460.00	\$13,828.00	\$189,642.00
\$0.00	\$2,000.00	\$4,000.00	\$0.00	\$0.00	\$45,000.00	\$165,000.00
\$7,019	\$4,130	\$2,021	\$0	\$17,460	-\$31,172	\$24,642

Ogden Public
School
Financial Summary

March April May June July Aug

\$0.00 \$0.00 \$0.00 \$0.00 \$0.00 \$0.00

1220	1270 preschool	Interest 1410	Local Lic Fees 1610	City Fines 1620	Other Local Rev 1910-90	County Fines 2110- 30
	\$840.00	\$567.00			\$2,650.00	\$22,102.00
\$2,700.00	\$1,060.00	\$627.00				\$22,497.00
\$150.00	\$770.00	\$436.00				\$20,383.00
		\$334.00				\$16,049.00
		\$333.00			\$2,000.00	\$13,467.00
	\$865.00	\$327.00				\$15,879.00
\$902.00	\$1,390.00	\$291.00				
\$867.00	\$955.00	\$275.00			\$11,178.00	\$17,432.00
\$1,050.00	\$240.00	\$609.00			(\$2,000.00)	\$16,612.00
\$1,350.00	\$10.00	\$897.00				\$15,795.00
		\$763.00				\$29,426.00
		\$562.00		\$17,460.00		
\$7,019.00	\$6,130.00	\$6,021.00	\$0.00	\$17,460.00	\$13,828.00	\$189,642.00
\$0.00	\$2,000.00	\$4,000.00	\$0.00	\$0.00	\$45,000.00	\$165,000.00

\$7,019	\$4,130	\$2,021	\$0	\$17,460	-\$31,172	\$24,642

Ogden Public
 School
 Financial Summary

March April May June July Aug

\$0.00 \$0.00 \$0.00 \$0.00 \$0.00 \$0.00

1220	1270 preschool	Interest 1410	Local Lic Fees 1610	City Fines 1620	Other Local Rev 1910-90	County Fines 2110- 30
	\$840.00	\$567.00			\$2,650.00	\$22,102.00
\$2,700.00	\$1,060.00	\$627.00				\$22,497.00
\$150.00	\$770.00	\$436.00				\$20,383.00
		\$334.00				\$16,049.00
		\$333.00			\$2,000.00	\$13,467.00

	\$865.00	\$327.00				\$15,879.00
\$902.00	\$1,390.00	\$291.00				
\$867.00	\$955.00	\$275.00			\$11,178.00	\$17,432.00
\$1,050.00	\$240.00	\$609.00			(\$2,000.00)	\$16,612.00
\$1,350.00	\$10.00	\$897.00				\$15,795.00
		\$763.00				\$29,426.00
		\$562.00		\$17,460.00		
\$7,019.00	\$6,130.00	\$6,021.00	\$0.00	\$17,460.00	\$13,828.00	\$189,642.00
\$0.00	\$2,000.00	\$4,000.00	\$0.00	\$0.00	\$45,000.00	\$165,000.00
\$7,019	\$4,130	\$2,021	\$0	\$17,460	-\$31,172	\$24,642

General Fund
School
Financial Summary

March

April

May

June

July

Aug

\$0.00

\$0.00

\$0.00

\$0.00

\$0.00

\$0.00

1220	1270 preschool	Interest 1410	Local Lic Fees 1610	City Fines 1620	Other Local Rev 1910-90	County Fines 2110- 30
	\$840.00	\$567.00			\$2,650.00	\$22,102.00
\$2,700.00	\$1,060.00	\$627.00				\$22,497.00
\$150.00	\$770.00	\$436.00				\$20,383.00
		\$334.00				\$16,049.00
		\$333.00			\$2,000.00	\$13,467.00
	\$865.00	\$327.00				\$15,879.00
\$902.00	\$1,390.00	\$291.00				
\$867.00	\$955.00	\$275.00			\$11,178.00	\$17,432.00
\$1,050.00	\$240.00	\$609.00			(\$2,000.00)	\$16,612.00
\$1,350.00	\$10.00	\$897.00				\$15,795.00
		\$763.00				\$29,426.00
		\$562.00		\$17,460.00		
\$7,019.00	\$6,130.00	\$6,021.00	\$0.00	\$17,460.00	\$13,828.00	\$189,642.00
\$0.00	\$2,000.00	\$4,000.00	\$0.00	\$0.00	\$45,000.00	\$165,000.00
\$7,019	\$4,130	\$2,021	\$0	\$17,460	-\$31,172	\$24,642

Cyanide Public
School
Financial Summary

March	April	May	June	July	Aug
<u>\$0.00</u>	<u>\$0.00</u>	<u>\$0.00</u>	<u>\$0.00</u>	<u>\$0.00</u>	<u>\$0.00</u>

1220	1270 preschool	Interest 1410	Local Lic Fees 1610	City Fines 1620	Other Local Rev 1910-90	County Fines 2110- 30
	\$840.00	\$567.00			\$2,650.00	\$22,102.00
\$2,700.00	\$1,060.00	\$627.00				\$22,497.00
\$150.00	\$770.00	\$436.00				\$20,383.00
		\$334.00				\$16,049.00
		\$333.00			\$2,000.00	\$13,467.00
	\$865.00	\$327.00				\$15,879.00
\$902.00	\$1,390.00	\$291.00				
\$867.00	\$955.00	\$275.00			\$11,178.00	\$17,432.00
\$1,050.00	\$240.00	\$609.00			(\$2,000.00)	\$16,612.00
\$1,350.00	\$10.00	\$897.00				\$15,795.00
		\$763.00				\$29,426.00
		\$562.00		\$17,460.00		
\$7,019.00	\$6,130.00	\$6,021.00	\$0.00	\$17,460.00	\$13,828.00	\$189,642.00
\$0.00	\$2,000.00	\$4,000.00	\$0.00	\$0.00	\$45,000.00	\$165,000.00
\$7,019	\$4,130	\$2,021	\$0	\$17,460	-\$31,172	\$24,642

General Fund
 School
 Financial Summary

March

April

May

June

July

Aug

\$0.00

\$0.00

\$0.00

\$0.00

\$0.00

\$0.00

1220	1270 preschool	Interest 1410	Local Lic Fees 1610	City Fines 1620	Other Local Rev 1910-90	County Fines 2110- 30
	\$840.00	\$567.00			\$2,650.00	\$22,102.00
\$2,700.00	\$1,060.00	\$627.00				\$22,497.00
\$150.00	\$770.00	\$436.00				\$20,383.00
		\$334.00				\$16,049.00
		\$333.00			\$2,000.00	\$13,467.00
	\$865.00	\$327.00				\$15,879.00
\$902.00	\$1,390.00	\$291.00				
\$867.00	\$955.00	\$275.00			\$11,178.00	\$17,432.00
\$1,050.00	\$240.00	\$609.00			(\$2,000.00)	\$16,612.00
\$1,350.00	\$10.00	\$897.00				\$15,795.00
		\$763.00				\$29,426.00
		\$562.00		\$17,460.00		
\$7,019.00	\$6,130.00	\$6,021.00	\$0.00	\$17,460.00	\$13,828.00	\$189,642.00
\$0.00	\$2,000.00	\$4,000.00	\$0.00	\$0.00	\$45,000.00	\$165,000.00
\$7,019	\$4,130	\$2,021	\$0	\$17,460	-\$31,172	\$24,642

General Public
 School
 Financial Summary

March April May June July Aug

\$0.00 \$0.00 \$0.00 \$0.00 \$0.00 \$0.00

1220	1270 preschool	Interest 1410	Local Lic Fees 1610	City Fines 1620	Other Local Rev 1910-90	County Fines 2110- 30
	\$840.00	\$567.00			\$2,650.00	\$22,102.00
\$2,700.00	\$1,060.00	\$627.00				\$22,497.00
\$150.00	\$770.00	\$436.00				\$20,383.00
		\$334.00				\$16,049.00
		\$333.00			\$2,000.00	\$13,467.00
	\$865.00	\$327.00				\$15,879.00
\$902.00	\$1,390.00	\$291.00				
\$867.00	\$955.00	\$275.00			\$11,178.00	\$17,432.00
\$1,050.00	\$240.00	\$609.00			(\$2,000.00)	\$16,612.00
\$1,350.00	\$10.00	\$897.00				\$15,795.00
		\$763.00				\$29,426.00
		\$562.00		\$17,460.00		
\$7,019.00	\$6,130.00	\$6,021.00	\$0.00	\$17,460.00	\$13,828.00	\$189,642.00

\$0.00	\$2,000.00	\$4,000.00	\$0.00	\$0.00	\$45,000.00	\$165,000.00
\$7,019	\$4,130	\$2,021	\$0	\$17,460	-\$31,172	\$24,642

General Public
 School
 Financial Summary

March	April	May	June	July	Aug
	<u>\$0.00</u>	<u>\$0.00</u>	<u>\$0.00</u>	<u>\$0.00</u>	<u>\$0.00</u>

1220	1270 preschool	Interest 1410	Local Lic Fees 1610	City Fines 1620	Other Local Rev 1910-90	County Fines 2110- 30
	\$840.00	\$567.00			\$2,650.00	\$22,102.00
\$2,700.00	\$1,060.00	\$627.00				\$22,497.00
\$150.00	\$770.00	\$436.00				\$20,383.00
		\$334.00				\$16,049.00

		\$333.00			\$2,000.00	\$13,467.00
	\$865.00	\$327.00				\$15,879.00
\$902.00	\$1,390.00	\$291.00				
\$867.00	\$955.00	\$275.00			\$11,178.00	\$17,432.00
\$1,050.00	\$240.00	\$609.00			(\$2,000.00)	\$16,612.00
\$1,350.00	\$10.00	\$897.00				\$15,795.00
		\$763.00				\$29,426.00
		\$562.00		\$17,460.00		
\$7,019.00	\$6,130.00	\$6,021.00	\$0.00	\$17,460.00	\$13,828.00	\$189,642.00
\$0.00	\$2,000.00	\$4,000.00	\$0.00	\$0.00	\$45,000.00	\$165,000.00
\$7,019	\$4,130	\$2,021	\$0	\$17,460	-\$31,172	\$24,642

General Public
School
Financial Summary

March

April

May

June

July

Aug

\$0.00

\$0.00

\$0.00

\$0.00

\$0.00

\$0.00

1220	1270 preschool	Interest 1410	Local Lic Fees 1610	City Fines 1620	Other Local Rev 1910-90	County Fines 2110- 30
	\$840.00	\$567.00			\$2,650.00	\$22,102.00
\$2,700.00	\$1,060.00	\$627.00				\$22,497.00
\$150.00	\$770.00	\$436.00				\$20,383.00
		\$334.00				\$16,049.00
		\$333.00			\$2,000.00	\$13,467.00
	\$865.00	\$327.00				\$15,879.00
\$902.00	\$1,390.00	\$291.00				
\$867.00	\$955.00	\$275.00			\$11,178.00	\$17,432.00
\$1,050.00	\$240.00	\$609.00			(\$2,000.00)	\$16,612.00
\$1,350.00	\$10.00	\$897.00				\$15,795.00
		\$763.00				\$29,426.00
		\$562.00		\$17,460.00		
\$7,019.00	\$6,130.00	\$6,021.00	\$0.00	\$17,460.00	\$13,828.00	\$189,642.00
\$0.00	\$2,000.00	\$4,000.00	\$0.00	\$0.00	\$45,000.00	\$165,000.00
\$7,019	\$4,130	\$2,021	\$0	\$17,460	-\$31,172	\$24,642

ESU 2210	SPED School Age 3120	SPED 3125	Homestead	Prop Tax Credit 3131	hal 3135	Pro rate 3180
	\$7,952.00					\$2,780.00
\$300.00	\$107,187.00					
	\$100,831.00					\$5,015.00
	\$100,749.00	\$7,842.00		\$222,389.00		
	\$102,475.00		\$32,324.00	\$688.00		\$15.00
	\$26,588.00		\$32,323.00			\$9,176.00
	\$87,198.00		\$32,323.00	\$223,077.00		
\$300.00	\$532,980.00	\$7,842.00	\$96,970.00	\$446,154.00	\$0.00	\$16,986.00
\$10,000.00	\$785,000.00	\$0.00	\$0.00	\$0.00	\$9,000.00	\$20,000.00
-\$9,700	-\$252,020	\$7,842	\$96,970	\$446,154	-\$9,000	-\$3,014

ESU 2210	SPED School Age 3120	SPED 3125	Homestead	Prop Tax Credit 3131	hal 3135	Pro rate 3180
\$1,000.00						
					\$7,942.00	\$2,467.00
\$165.00	\$119,975.00					
	\$119,976.00					\$2,512.00
	\$118,287.00			\$149,448.00		
\$16,957.00	\$119,601.00		\$33,821.00			
	\$118,677.00		\$33,821.00			\$11,355.00
	\$240,253.00	(\$119,601.00)	\$33,821.00	\$149,448.00		
\$5,503.00	\$128,812.00		\$33,821.00			
(\$18,121.00)			\$33,821.00			\$5,245.00
			\$33,821.00			
\$5,504.00	\$965,581.00	(\$119,601.00)	\$202,926.00	\$298,896.00	\$7,942.00	\$21,579.00
\$10,000.00	\$785,000.00	\$0.00	\$0.00	\$0.00	\$9,000.00	\$20,000.00
-\$4,496	\$180,581	-\$119,601	\$202,926	\$298,896	-\$1,058	\$1,579

ESU 2210	SPED School Age 3120	SPED 3125	Homestead	Prop Tax Credit 3131	hal 3135	Pro rate 3180
\$1,000.00						
					\$7,942.00	\$2,467.00
\$165.00	\$119,975.00					
	\$119,976.00					\$2,512.00
	\$118,287.00			\$149,448.00		
\$16,957.00	\$119,601.00		\$33,821.00			
	\$118,677.00		\$33,821.00			\$11,355.00
	\$240,253.00	(\$119,601.00)	\$33,821.00	\$149,448.00		
\$5,503.00	\$128,812.00		\$33,821.00			
(\$18,121.00)			\$33,821.00			\$5,245.00
			\$33,821.00			
\$5,504.00	\$965,581.00	(\$119,601.00)	\$202,926.00	\$298,896.00	\$7,942.00	\$21,579.00
\$10,000.00	\$785,000.00	\$0.00	\$0.00	\$0.00	\$9,000.00	\$20,000.00

-\$4,496	\$180,581	-\$119,601	\$202,926	\$298,896	-\$1,058	\$1,579

ESU 2210	SPED School Age 3120	SPED 3125	Homestead	Prop Tax Credit 3131	hal 3135	Pro rate 3180
\$1,000.00						
					\$7,942.00	\$2,467.00
\$165.00	\$119,975.00					
	\$119,976.00					\$2,512.00

	\$118,287.00			\$149,448.00		
\$16,957.00	\$119,601.00		\$33,821.00			
	\$118,677.00		\$33,821.00			\$11,355.00
	\$240,253.00	(\$119,601.00)	\$33,821.00	\$149,448.00		
\$5,503.00	\$128,812.00		\$33,821.00			
(\$18,121.00)			\$33,821.00			\$5,245.00
			\$33,821.00			
\$5,504.00	\$965,581.00	(\$119,601.00)	\$202,926.00	\$298,896.00	\$7,942.00	\$21,579.00
\$10,000.00	\$785,000.00	\$0.00	\$0.00	\$0.00	\$9,000.00	\$20,000.00
-\$4,496	\$180,581	-\$119,601	\$202,926	\$298,896	-\$1,058	\$1,579

ESU 2210	SPED School Age 3120	SPED 3125	Homestead	Prop Tax Credit 3131	hal 3135	Pro rate 3180
\$1,000.00						
					\$7,942.00	\$2,467.00
\$165.00	\$119,975.00					
	\$119,976.00					\$2,512.00
	\$118,287.00			\$149,448.00		
\$16,957.00	\$119,601.00		\$33,821.00			
	\$118,677.00		\$33,821.00			\$11,355.00
	\$240,253.00	(\$119,601.00)	\$33,821.00	\$149,448.00		
\$5,503.00	\$128,812.00		\$33,821.00			
(\$18,121.00)			\$33,821.00			\$5,245.00
			\$33,821.00			
\$5,504.00	\$965,581.00	(\$119,601.00)	\$202,926.00	\$298,896.00	\$7,942.00	\$21,579.00
\$10,000.00	\$785,000.00	\$0.00	\$0.00	\$0.00	\$9,000.00	\$20,000.00
-\$4,496	\$180,581	-\$119,601	\$202,926	\$298,896	-\$1,058	\$1,579

ESU 2210	SPED School Age 3120	SPED 3125	Homestead	Prop Tax Credit 3131	hal 3135	Pro rate 3180
\$1,000.00						
					\$7,942.00	\$2,467.00
\$165.00	\$119,975.00					
	\$119,976.00					\$2,512.00
	\$118,287.00			\$149,448.00		
\$16,957.00	\$119,601.00		\$33,821.00			
	\$118,677.00		\$33,821.00			\$11,355.00
	\$240,253.00	(\$119,601.00)	\$33,821.00	\$149,448.00		
\$5,503.00	\$128,812.00		\$33,821.00			
(\$18,121.00)			\$33,821.00			\$5,245.00
			\$33,821.00			
\$5,504.00	\$965,581.00	(\$119,601.00)	\$202,926.00	\$298,896.00	\$7,942.00	\$21,579.00
\$10,000.00	\$785,000.00	\$0.00	\$0.00	\$0.00	\$9,000.00	\$20,000.00
-\$4,496	\$180,581	-\$119,601	\$202,926	\$298,896	-\$1,058	\$1,579

ESU 2210	SPED School Age 3120	SPED 3125	Homestead	Prop Tax Credit 3131	hal 3135	Pro rate 3180
\$1,000.00						
					\$7,942.00	\$2,467.00
\$165.00	\$119,975.00					
	\$119,976.00					\$2,512.00
	\$118,287.00			\$149,448.00		
\$16,957.00	\$119,601.00		\$33,821.00			
	\$118,677.00		\$33,821.00			\$11,355.00
	\$240,253.00	(\$119,601.00)	\$33,821.00	\$149,448.00		
\$5,503.00	\$128,812.00		\$33,821.00			
(\$18,121.00)			\$33,821.00			\$5,245.00
			\$33,821.00			
\$5,504.00	\$965,581.00	(\$119,601.00)	\$202,926.00	\$298,896.00	\$7,942.00	\$21,579.00
\$10,000.00	\$785,000.00	\$0.00	\$0.00	\$0.00	\$9,000.00	\$20,000.00
-\$4,496	\$180,581	-\$119,601	\$202,926	\$298,896	-\$1,058	\$1,579

ESU 2210	SPED School Age 3120	SPED 3125	Homestead	Prop Tax Credit 3131	hal 3135	Pro rate 3180
\$1,000.00						
					\$7,942.00	\$2,467.00
\$165.00	\$119,975.00					
	\$119,976.00					\$2,512.00
	\$118,287.00			\$149,448.00		
\$16,957.00	\$119,601.00		\$33,821.00			
	\$118,677.00		\$33,821.00			\$11,355.00
	\$240,253.00	(\$119,601.00)	\$33,821.00	\$149,448.00		
\$5,503.00	\$128,812.00		\$33,821.00			
(\$18,121.00)			\$33,821.00			\$5,245.00
			\$33,821.00			
\$5,504.00	\$965,581.00	(\$119,601.00)	\$202,926.00	\$298,896.00	\$7,942.00	\$21,579.00

\$10,000.00	\$785,000.00	\$0.00	\$0.00	\$0.00	\$9,000.00	\$20,000.00
-\$4,496	\$180,581	-\$119,601	\$202,926	\$298,896	-\$1,058	\$1,579

ESU 2210	SPED School Age 3120	SPED 3125	Homestead	Prop Tax Credit 3131	hal 3135	Pro rate 3180
\$1,000.00						
					\$7,942.00	\$2,467.00
\$165.00	\$119,975.00					

	\$119,976.00					\$2,512.00
	\$118,287.00			\$149,448.00		
\$16,957.00	\$119,601.00		\$33,821.00			
	\$118,677.00		\$33,821.00			\$11,355.00
	\$240,253.00	(\$119,601.00)	\$33,821.00	\$149,448.00		
\$5,503.00	\$128,812.00		\$33,821.00			
(\$18,121.00)			\$33,821.00			\$5,245.00
			\$33,821.00			
\$5,504.00	\$965,581.00	(\$119,601.00)	\$202,926.00	\$298,896.00	\$7,942.00	\$21,579.00
\$10,000.00	\$785,000.00	\$0.00	\$0.00	\$0.00	\$9,000.00	\$20,000.00
-\$4,496	\$180,581	-\$119,601	\$202,926	\$298,896	-\$1,058	\$1,579

ESU 2210	SPED School Age 3120	SPED 3125	Homestead	Prop Tax Credit 3131	hal 3135	Pro rate 3180
\$1,000.00						
					\$7,942.00	\$2,467.00
\$165.00	\$119,975.00					
	\$119,976.00					\$2,512.00
	\$118,287.00			\$149,448.00		
\$16,957.00	\$119,601.00		\$33,821.00			
	\$118,677.00		\$33,821.00			\$11,355.00
	\$240,253.00	(\$119,601.00)	\$33,821.00	\$149,448.00		
\$5,503.00	\$128,812.00		\$33,821.00			
(\$18,121.00)			\$33,821.00			\$5,245.00
			\$33,821.00			
\$5,504.00	\$965,581.00	(\$119,601.00)	\$202,926.00	\$298,896.00	\$7,942.00	\$21,579.00
\$10,000.00	\$785,000.00	\$0.00	\$0.00	\$0.00	\$9,000.00	\$20,000.00
-\$4,496	\$180,581	-\$119,601	\$202,926	\$298,896	-\$1,058	\$1,579

Apportion 3200	In Lieu 3300	St. Cat. 3500	Distance Ed. 3511	Childhood	Other State3990	Title I 4200
			\$8,000.00			
						\$93,352.00
\$132,660.00						
	\$3,821.00			\$7,381.00		
	\$174,744.00					\$96,573.00
\$132,660.00	\$178,565.00	\$0.00	\$8,000.00		\$0.00	\$189,925.00
\$140,000.00	\$5,000.00	\$2,000.00	\$0.00		\$0.00	\$125,000.00
-\$7,340	\$173,565	-\$2,000	\$8,000			\$64,925

Apportion 3200	In Lieu 3300	St. Cat. 3500	Distance Ed. 3511	Childhood	Other State3990	Title I 4200
			\$1,000.00			\$22,314.00
		\$7,525.00				
\$135,165.00						
	\$2,919.00					\$89,677.00
	\$173,856.00					
\$135,165.00	\$176,775.00	\$7,525.00	\$1,000.00		\$0.00	\$111,991.00
\$140,000.00	\$5,000.00	\$2,000.00	\$0.00		\$0.00	\$125,000.00
-\$4,835	\$171,775	\$5,525	\$1,000			-\$13,009

Apportion 3200	In Lieu 3300	St. Cat. 3500	Distance Ed. 3511	Childhood	Other State3990	Title I 4200
			\$1,000.00			\$22,314.00
		\$7,525.00				
\$135,165.00						
	\$2,919.00					\$89,677.00
	\$173,856.00					
\$135,165.00	\$176,775.00	\$7,525.00	\$1,000.00		\$0.00	\$111,991.00
\$140,000.00	\$5,000.00	\$2,000.00	\$0.00		\$0.00	\$125,000.00

-4,835	171,775	5,525	1,000			-13,009

Apportion 3200	In Lieu 3300	St. Cat. 3500	Distance Ed. 3511	Childhood	Other State3990	Title I 4200
			\$1,000.00			\$22,314.00
		\$7,525.00				

\$135,165.00						
	\$2,919.00					\$89,677.00
	\$173,856.00					
\$135,165.00	\$176,775.00	\$7,525.00	\$1,000.00		\$0.00	\$111,991.00
\$140,000.00	\$5,000.00	\$2,000.00	\$0.00		\$0.00	\$125,000.00
-\$4,835	\$171,775	\$5,525	\$1,000			-\$13,009

Apportion 3200	In Lieu 3300	St. Cat. 3500	Distance Ed. 3511	Childhood	Other State3990	Title I 4200
			\$1,000.00			\$22,314.00
		\$7,525.00				
\$135,165.00						
	\$2,919.00					\$89,677.00
	\$173,856.00					
\$135,165.00	\$176,775.00	\$7,525.00	\$1,000.00		\$0.00	\$111,991.00
\$140,000.00	\$5,000.00	\$2,000.00	\$0.00		\$0.00	\$125,000.00
-\$4,835	\$171,775	\$5,525	\$1,000			-\$13,009

Apportion 3200	In Lieu 3300	St. Cat. 3500	Distance Ed. 3511	Childhood	Other State3990	Title I 4200
			\$1,000.00			\$22,314.00
		\$7,525.00				
\$135,165.00						
	\$2,919.00					\$89,677.00
	\$173,856.00					
\$135,165.00	\$176,775.00	\$7,525.00	\$1,000.00		\$0.00	\$111,991.00
\$140,000.00	\$5,000.00	\$2,000.00	\$0.00		\$0.00	\$125,000.00
-\$4,835	\$171,775	\$5,525	\$1,000			-\$13,009

Apportion 3200	In Lieu 3300	St. Cat. 3500	Distance Ed. 3511	Childhood	Other State3990	Title I 4200
			\$1,000.00			\$22,314.00
		\$7,525.00				
\$135,165.00						
	\$2,919.00					\$89,677.00
	\$173,856.00					
\$135,165.00	\$176,775.00	\$7,525.00	\$1,000.00		\$0.00	\$111,991.00
\$140,000.00	\$5,000.00	\$2,000.00	\$0.00		\$0.00	\$125,000.00
-\$4,835	\$171,775	\$5,525	\$1,000			-\$13,009

Apportion 3200	In Lieu 3300	St. Cat. 3500	Distance Ed. 3511	Childhood	Other State3990	Title I 4200
			\$1,000.00			\$22,314.00
		\$7,525.00				
\$135,165.00						
	\$2,919.00					\$89,677.00
	\$173,856.00					
\$135,165.00	\$176,775.00	\$7,525.00	\$1,000.00		\$0.00	\$111,991.00

\$140,000.00	\$5,000.00	\$2,000.00	\$0.00		\$0.00	\$125,000.00
-\$4,835	\$171,775	\$5,525	\$1,000			-\$13,009

Apportion 3200	In Lieu 3300	St. Cat. 3500	Distance Ed. 3511	Childhood	Other State3990	Title I 4200
			\$1,000.00			\$22,314.00

		\$7,525.00				
\$135,165.00						
	\$2,919.00					\$89,677.00
	\$173,856.00					
\$135,165.00	\$176,775.00	\$7,525.00	\$1,000.00		\$0.00	\$111,991.00
\$140,000.00	\$5,000.00	\$2,000.00	\$0.00		\$0.00	\$125,000.00
-\$4,835	\$171,775	\$5,525	\$1,000			-\$13,009

Apportion 3200	In Lieu 3300	St. Cat. 3500	Distance Ed. 3511	Childhood	Other State3990	Title I 4200
			\$1,000.00			\$22,314.00
		\$7,525.00				
\$135,165.00						
	\$2,919.00					\$89,677.00
	\$173,856.00					
\$135,165.00	\$176,775.00	\$7,525.00	\$1,000.00		\$0.00	\$111,991.00
\$140,000.00	\$5,000.00	\$2,000.00	\$0.00		\$0.00	\$125,000.00
-\$4,835	\$171,775	\$5,525	\$1,000			-\$13,009

Title I Acct. 4210	TITLE II A 4310	TITLE V 4320	IDEA Base 4404- 4406	IDEA 4410	4411	4415
	\$19,222.00					
						\$22,500.00
				\$3,280.00		
	\$21,001.00		\$62,055.00			
					\$4,256.00	
\$0.00	\$40,223.00	\$0.00	\$62,055.00	\$3,280.00	\$4,256.00	
\$0.00	\$100,000.00		\$200,000.00	\$0.00	\$0.00	
\$0	-\$59,777	\$0	-\$137,945	\$3,280	\$4,256	

Title I Acct. 4210	TITLE II A 4310	TITLE V 4320	IDEA Base 4404- 4406	IDEA 4410	4411	4415
	\$3,139.00			\$12,917.00		
	\$2,609.00					
	\$22,182.00					
			\$76,685.00	\$116,041.00		
			\$28,965.00		\$8,723.00	
			\$906.00			
\$0.00	\$27,930.00	\$0.00	\$106,556.00	\$128,958.00	\$8,723.00	
\$0.00	\$100,000.00		\$200,000.00	\$0.00	\$0.00	
\$0	-\$72,070	\$0	-\$93,444	\$128,958	\$8,723	

Title I Acct. 4210	TITLE II A 4310	TITLE V 4320	IDEA Base 4404- 4406	IDEA 4410	4411	4415
	\$3,139.00			\$12,917.00		
	\$2,609.00					
	\$22,182.00					
			\$76,685.00	\$116,041.00		
			\$28,965.00		\$8,723.00	
			\$906.00			
\$0.00	\$27,930.00	\$0.00	\$106,556.00	\$128,958.00	\$8,723.00	
\$0.00	\$100,000.00		\$200,000.00	\$0.00	\$0.00	

\$0	-\$72,070	\$0	-\$93,444	\$128,958	\$8,723	
-----	-----------	-----	-----------	-----------	---------	--

Title I Acct. 4210	TITLE II A 4310	TITLE V 4320	IDEA Base 4404- 4406	IDEA 4410	4411	4415
	\$3,139.00			\$12,917.00		
	\$2,609.00					

	\$22,182.00					
			\$76,685.00	\$116,041.00		
			\$28,965.00		\$8,723.00	
			\$906.00			
\$0.00	\$27,930.00	\$0.00	\$106,556.00	\$128,958.00	\$8,723.00	
\$0.00	\$100,000.00		\$200,000.00	\$0.00	\$0.00	
\$0	-\$72,070	\$0	-\$93,444	\$128,958	\$8,723	

Title I Acct. 4210	TITLE II A 4310	TITLE V 4320	IDEA Base 4404- 4406	IDEA 4410	4411	4415
	\$3,139.00			\$12,917.00		
	\$2,609.00					
	\$22,182.00					
			\$76,685.00	\$116,041.00		
			\$28,965.00		\$8,723.00	
			\$906.00			
\$0.00	\$27,930.00	\$0.00	\$106,556.00	\$128,958.00	\$8,723.00	
\$0.00	\$100,000.00		\$200,000.00	\$0.00	\$0.00	
\$0	-\$72,070	\$0	-\$93,444	\$128,958	\$8,723	

Title I Acct. 4210	TITLE II A 4310	TITLE V 4320	IDEA Base 4404- 4406	IDEA 4410	4411	4415
	\$3,139.00			\$12,917.00		
	\$2,609.00					
	\$22,182.00					
			\$76,685.00	\$116,041.00		
			\$28,965.00		\$8,723.00	
			\$906.00			
\$0.00	\$27,930.00	\$0.00	\$106,556.00	\$128,958.00	\$8,723.00	
\$0.00	\$100,000.00		\$200,000.00	\$0.00	\$0.00	
\$0	-\$72,070	\$0	-\$93,444	\$128,958	\$8,723	

Title I Acct. 4210	TITLE II A 4310	TITLE V 4320	IDEA Base 4404- 4406	IDEA 4410	4411	4415
	\$3,139.00			\$12,917.00		
	\$2,609.00					
	\$22,182.00					
			\$76,685.00	\$116,041.00		
			\$28,965.00		\$8,723.00	
			\$906.00			
\$0.00	\$27,930.00	\$0.00	\$106,556.00	\$128,958.00	\$8,723.00	
\$0.00	\$100,000.00		\$200,000.00	\$0.00	\$0.00	
\$0	-\$72,070	\$0	-\$93,444	\$128,958	\$8,723	

Title I Acct. 4210	TITLE II A 4310	TITLE V 4320	IDEA Base 4404- 4406	IDEA 4410	4411	4415
	\$3,139.00			\$12,917.00		
	\$2,609.00					
	\$22,182.00					
			\$76,685.00	\$116,041.00		
			\$28,965.00		\$8,723.00	
			\$906.00			
\$0.00	\$27,930.00	\$0.00	\$106,556.00	\$128,958.00	\$8,723.00	

\$0.00	\$100,000.00		\$200,000.00	\$0.00	\$0.00	
\$0	-\$72,070	\$0	-\$93,444	\$128,958	\$8,723	

Title I Acct. 4210	TITLE II A 4310	TITLE V 4320	IDEA Base 4404- 4406	IDEA 4410	4411	4415
	\$3,139.00			\$12,917.00		
	\$2,609.00					

	\$22,182.00					
			\$76,685.00	\$116,041.00		
			\$28,965.00		\$8,723.00	
			\$906.00			
\$0.00	\$27,930.00	\$0.00	\$106,556.00	\$128,958.00	\$8,723.00	
\$0.00	\$100,000.00		\$200,000.00	\$0.00	\$0.00	
\$0	-\$72,070	\$0	-\$93,444	\$128,958	\$8,723	

Title I Acct. 4210	TITLE II A 4310	TITLE V 4320	IDEA Base 4404- 4406	IDEA 4410	4411	4415
	\$3,139.00			\$12,917.00		
	\$2,609.00					
	\$22,182.00					
			\$76,685.00	\$116,041.00		
			\$28,965.00		\$8,723.00	
			\$906.00			
\$0.00	\$27,930.00	\$0.00	\$106,556.00	\$128,958.00	\$8,723.00	
\$0.00	\$100,000.00		\$200,000.00	\$0.00	\$0.00	
\$0	-\$72,070	\$0	-\$93,444	\$128,958	\$8,723	

Medicaid 4450	Mecca 4455	Fed Stab 4599/4580	ARRA 4610	ARRA 4611	Perkins 4700	ARRA Title 4810
\$465.00						
\$820.00						
\$2,137.00	\$5,613.00					
\$1,091.00						
\$9,099.00						
\$721.00						
\$767.00						
\$15,100.00	\$5,613.00	\$0.00	\$0.00	\$0.00	\$0.00	\$0.00
\$1,000.00	\$50,000.00	\$0.00	\$0.00	\$0.00	\$5,000.00	\$0.00
\$14,100	-\$44,387	\$0	\$0	\$0	-\$5,000	\$0

Medicaid 4450	Mecca 4455	Fed Stab 4599/4580	ARRA 4610	ARRA 4611	Perkins 4700	ARRA Title 4810
\$56.00		\$500.00				
\$18.00						
\$869.00						
		\$12,261.00				
\$156.00	\$8,636.00					
\$1,315.00						
\$1,784.00	\$7,677.00					
\$427.00						
\$1,764.00						
	\$6,629.00					
\$577.00	\$6,584.00					
\$6,966.00	\$29,526.00	\$12,761.00	\$0.00	\$0.00	\$0.00	\$0.00
\$1,000.00	\$50,000.00	\$0.00	\$0.00	\$0.00	\$5,000.00	\$0.00
\$5,966	-\$20,474	\$12,761	\$0	\$0	-\$5,000	\$0

Medicaid 4450	Mecca 4455	Fed Stab 4599/4580	ARRA 4610	ARRA 4611	Perkins 4700	ARRA Title 4810
\$56.00		\$500.00				
\$18.00						
\$869.00						
		\$12,261.00				
\$156.00	\$8,636.00					
\$1,315.00						
\$1,784.00	\$7,677.00					
\$427.00						
\$1,764.00						
	\$6,629.00					
\$577.00	\$6,584.00					
\$6,966.00	\$29,526.00	\$12,761.00	\$0.00	\$0.00	\$0.00	\$0.00
\$1,000.00	\$50,000.00	\$0.00	\$0.00	\$0.00	\$5,000.00	\$0.00

\$5,966	-\$20,474	\$12,761	\$0	\$0	-\$5,000	\$0
---------	-----------	----------	-----	-----	----------	-----

Medicaid 4450	Mecca 4455	Fed Stab 4599/4580	ARRA 4610	ARRA 4611	Perkins 4700	ARRA Title 4810
\$56.00		\$500.00				
\$18.00						
\$869.00						
		\$12,261.00				
\$156.00	\$8,636.00					

\$1,315.00						
\$1,784.00	\$7,677.00					
\$427.00						
\$1,764.00						
	\$6,629.00					
\$577.00	\$6,584.00					
\$6,966.00	\$29,526.00	\$12,761.00	\$0.00	\$0.00	\$0.00	\$0.00
\$1,000.00	\$50,000.00	\$0.00	\$0.00	\$0.00	\$5,000.00	\$0.00
\$5,966	-\$20,474	\$12,761	\$0	\$0	-\$5,000	\$0

Medicaid 4450	Mecca 4455	Fed Stab 4599/4580	ARRA 4610	ARRA 4611	Perkins 4700	ARRA Title 4810
\$56.00		\$500.00				
\$18.00						
\$869.00						
		\$12,261.00				
\$156.00	\$8,636.00					
\$1,315.00						
\$1,784.00	\$7,677.00					
\$427.00						
\$1,764.00						
	\$6,629.00					
\$577.00	\$6,584.00					
\$6,966.00	\$29,526.00	\$12,761.00	\$0.00	\$0.00	\$0.00	\$0.00
\$1,000.00	\$50,000.00	\$0.00	\$0.00	\$0.00	\$5,000.00	\$0.00
\$5,966	-\$20,474	\$12,761	\$0	\$0	-\$5,000	\$0

Medicaid 4450	Mecca 4455	Fed Stab 4599/4580	ARRA 4610	ARRA 4611	Perkins 4700	ARRA Title 4810
\$56.00		\$500.00				
\$18.00						
\$869.00						
		\$12,261.00				
\$156.00	\$8,636.00					
\$1,315.00						
\$1,784.00	\$7,677.00					
\$427.00						
\$1,764.00						
	\$6,629.00					
\$577.00	\$6,584.00					
\$6,966.00	\$29,526.00	\$12,761.00	\$0.00	\$0.00	\$0.00	\$0.00
\$1,000.00	\$50,000.00	\$0.00	\$0.00	\$0.00	\$5,000.00	\$0.00
\$5,966	-\$20,474	\$12,761	\$0	\$0	-\$5,000	\$0

Medicaid 4450	Mecca 4455	Fed Stab 4599/4580	ARRA 4610	ARRA 4611	Perkins 4700	ARRA Title 4810
\$56.00		\$500.00				
\$18.00						
\$869.00						
		\$12,261.00				
\$156.00	\$8,636.00					
\$1,315.00						
\$1,784.00	\$7,677.00					
\$427.00						
\$1,764.00						
	\$6,629.00					
\$577.00	\$6,584.00					
\$6,966.00	\$29,526.00	\$12,761.00	\$0.00	\$0.00	\$0.00	\$0.00
\$1,000.00	\$50,000.00	\$0.00	\$0.00	\$0.00	\$5,000.00	\$0.00
\$5,966	-\$20,474	\$12,761	\$0	\$0	-\$5,000	\$0

Medicaid 4450	Mecca 4455	Fed Stab 4599/4580	ARRA 4610	ARRA 4611	Perkins 4700	ARRA Title 4810
\$56.00		\$500.00				
\$18.00						
\$869.00						
		\$12,261.00				
\$156.00	\$8,636.00					
\$1,315.00						
\$1,784.00	\$7,677.00					
\$427.00						
\$1,764.00						
	\$6,629.00					
\$577.00	\$6,584.00					
\$6,966.00	\$29,526.00	\$12,761.00	\$0.00	\$0.00	\$0.00	\$0.00

\$1,000.00	\$50,000.00	\$0.00	\$0.00	\$0.00	\$5,000.00	\$0.00
\$5,966	-\$20,474	\$12,761	\$0	\$0	-\$5,000	\$0

Medicaid 4450	Mecca 4455	Fed Stab 4599/4580	ARRA 4610	ARRA 4611	Perkins 4700	ARRA Title 4810
\$56.00		\$500.00				
\$18.00						
\$869.00						
		\$12,261.00				

\$156.00	\$8,636.00					
\$1,315.00						
\$1,784.00	\$7,677.00					
\$427.00						
\$1,764.00						
	\$6,629.00					
\$577.00	\$6,584.00					
\$6,966.00	\$29,526.00	\$12,761.00	\$0.00	\$0.00	\$0.00	\$0.00
\$1,000.00	\$50,000.00	\$0.00	\$0.00	\$0.00	\$5,000.00	\$0.00
\$5,966	-\$20,474	\$12,761	\$0	\$0	-\$5,000	\$0

Medicaid 4450	Mecca 4455	Fed Stab 4599/4580	ARRA 4610	ARRA 4611	Perkins 4700	ARRA Title 4810
\$56.00		\$500.00				
\$18.00						
\$869.00						
		\$12,261.00				
\$156.00	\$8,636.00					
\$1,315.00						
\$1,784.00	\$7,677.00					
\$427.00						
\$1,764.00						
	\$6,629.00					
\$577.00	\$6,584.00					
\$6,966.00	\$29,526.00	\$12,761.00	\$0.00	\$0.00	\$0.00	\$0.00
\$1,000.00	\$50,000.00	\$0.00	\$0.00	\$0.00	\$5,000.00	\$0.00
\$5,966	-\$20,474	\$12,761	\$0	\$0	-\$5,000	\$0

Erate 4850	4,910	4,968	ESU 4990	4991	Categorical 4995	Insurance 5300
					\$4,947.00	
					\$90.00	
\$2,508.00		\$30,506.00				
					\$3,196.00	
			\$1,540.00		\$8,496.00	\$17,151.00
		\$19,264.00			\$2,021.00	
					\$300.00	
						\$2,475.00
					\$292.00	
\$2,508.00			\$1,540.00	\$0.00	\$19,342.00	\$19,626.00
\$0.00	\$45,000.00		\$35,000.00			\$1,000.00
\$2,508			-\$33,460			\$18,626

Erate 4850	4,910	4,968	ESU 4990	4991	Categorical 4995	Insurance 5300
			\$560.00			
	\$4,129.00	\$26,006.00		\$21,116.00	\$3,422.00	
\$3,091.00		\$13,832.00			\$1,983.00	
			\$6,360.00			
			\$250.00			
\$3,091.00			\$7,170.00	\$21,116.00	\$5,405.00	\$0.00
\$0.00	\$45,000.00		\$35,000.00			\$1,000.00
\$3,091			-\$27,830			-\$1,000

Erate 4850	4,910	4,968	ESU 4990	4991	Categorical 4995	Insurance 5300
			\$560.00			
	\$4,129.00	\$26,006.00		\$21,116.00	\$3,422.00	
\$3,091.00		\$13,832.00			\$1,983.00	
			\$6,360.00			
			\$250.00			
\$3,091.00			\$7,170.00	\$21,116.00	\$5,405.00	\$0.00
\$0.00	\$45,000.00		\$35,000.00			\$1,000.00

\$3,091			-\$27,830			-\$1,000
---------	--	--	-----------	--	--	----------

Erate 4850	4,910	4,968	ESU 4990	4991	Categorical 4995	Insurance 5300
			\$560.00			

	\$4,129.00	\$26,006.00		\$21,116.00	\$3,422.00	
\$3,091.00		\$13,832.00			\$1,983.00	
			\$6,360.00			
			\$250.00			
\$3,091.00			\$7,170.00	\$21,116.00	\$5,405.00	\$0.00
\$0.00	\$45,000.00		\$35,000.00			\$1,000.00
\$3,091			-\$27,830			-\$1,000

Erate 4850	4,910	4,968	ESU 4990	4991	Categorical 4995	Insurance 5300
			\$560.00			
	\$4,129.00	\$26,006.00		\$21,116.00	\$3,422.00	
\$3,091.00		\$13,832.00			\$1,983.00	
			\$6,360.00			
			\$250.00			
\$3,091.00			\$7,170.00	\$21,116.00	\$5,405.00	\$0.00
\$0.00	\$45,000.00		\$35,000.00			\$1,000.00
\$3,091			-\$27,830			-\$1,000

Erate 4850	4,910	4,968	ESU 4990	4991	Categorical 4995	Insurance 5300
			\$560.00			
	\$4,129.00	\$26,006.00		\$21,116.00	\$3,422.00	
\$3,091.00		\$13,832.00			\$1,983.00	
			\$6,360.00			
			\$250.00			
\$3,091.00			\$7,170.00	\$21,116.00	\$5,405.00	\$0.00
\$0.00	\$45,000.00		\$35,000.00			\$1,000.00
\$3,091			-\$27,830			-\$1,000

Erate 4850	4,910	4,968	ESU 4990	4991	Categorical 4995	Insurance 5300
			\$560.00			
	\$4,129.00	\$26,006.00		\$21,116.00	\$3,422.00	
\$3,091.00		\$13,832.00			\$1,983.00	
			\$6,360.00			
			\$250.00			
\$3,091.00			\$7,170.00	\$21,116.00	\$5,405.00	\$0.00
\$0.00	\$45,000.00		\$35,000.00			\$1,000.00
\$3,091			-\$27,830			-\$1,000

Erate 4850	4,910	4,968	ESU 4990	4991	Categorical 4995	Insurance 5300
			\$560.00			
	\$4,129.00	\$26,006.00		\$21,116.00	\$3,422.00	
\$3,091.00		\$13,832.00			\$1,983.00	
			\$6,360.00			
			\$250.00			
\$3,091.00			\$7,170.00	\$21,116.00	\$5,405.00	\$0.00

\$0.00	\$45,000.00		\$35,000.00			\$1,000.00
\$3,091			-\$27,830			-\$1,000

Erate 4850	4,910	4,968	ESU 4990	4991	Categorical 4995	Insurance 5300

			\$560.00			
	\$4,129.00	\$26,006.00		\$21,116.00	\$3,422.00	
\$3,091.00		\$13,832.00			\$1,983.00	
			\$6,360.00			
			\$250.00			
\$3,091.00			\$7,170.00	\$21,116.00	\$5,405.00	\$0.00
\$0.00	\$45,000.00		\$35,000.00			\$1,000.00
\$3,091			-\$27,830			-\$1,000

Erate 4850	4,910	4,968	ESU 4990	4991	Categorical 4995	Insurance 5300
			\$560.00			
	\$4,129.00	\$26,006.00		\$21,116.00	\$3,422.00	
\$3,091.00		\$13,832.00			\$1,983.00	
			\$6,360.00			
			\$250.00			
\$3,091.00			\$7,170.00	\$21,116.00	\$5,405.00	\$0.00
\$0.00	\$45,000.00		\$35,000.00			\$1,000.00
\$3,091			-\$27,830			-\$1,000

Sale of prop 5400	5500	Miscell.	non rev 5690	lit lnr	transfer in	GED
\$8,690.00			\$3,647.00			
\$19,631.00			\$1,401.00			
\$1,500.00						
\$260.00			\$334.00			
\$2,200.00	\$2,070.00		\$6,029.00			
			\$1,506.00			
\$1,580.00			\$4,373.00			
			\$1,112.00			
\$33,861.00	\$2,070.00	\$0.00	\$18,402.00	\$0.00	\$0.00	\$0.00
\$1,000.00			\$20,000.00			
\$32,861	\$2,070	\$0	-\$1,598	\$0	\$0	\$0

Sale of prop 5400	5500	Miscell.	non rev 5690	lit lnrr	transfer in	GED
			\$534.00			
			\$75.00			
			\$10,695.00			
			\$1,567.00			
			\$8,692.00			
			\$415.00			
			\$50.00			
			\$4,720.00			
\$5,360.00			\$214.00			
\$32,693.00			\$4,033.00			
\$38,053.00	\$0.00	\$0.00	\$30,995.00	\$0.00	\$0.00	\$0.00
\$1,000.00			\$20,000.00			
\$37,053	\$0	\$0	\$10,995	\$0	\$0	\$0

Sale of prop 5400	5500	Miscell.	non rev 5690	lit lnr	transfer in	GED
			\$534.00			
			\$75.00			
			\$10,695.00			
			\$1,567.00			
			\$8,692.00			
			\$415.00			
			\$50.00			
			\$4,720.00			
\$5,360.00			\$214.00			
\$32,693.00			\$4,033.00			
\$38,053.00	\$0.00	\$0.00	\$30,995.00	\$0.00	\$0.00	\$0.00
\$1,000.00			\$20,000.00			

\$37,053	\$0	\$0	\$10,995	\$0	\$0	\$0
----------	-----	-----	----------	-----	-----	-----

Sale of prop 5400	5500	Miscell.	non rev 5690	lit lnr	transfer in	GED
			\$534.00			
			\$75.00			
			\$10,695.00			
			\$1,567.00			
			\$8,692.00			

			\$415.00			
			\$50.00			
			\$4,720.00			
\$5,360.00			\$214.00			
\$32,693.00			\$4,033.00			
\$38,053.00	\$0.00	\$0.00	\$30,995.00	\$0.00	\$0.00	\$0.00
\$1,000.00			\$20,000.00			
\$37,053	\$0	\$0	\$10,995	\$0	\$0	\$0

Sale of prop 5400	5500	Miscell.	non rev 5690	lit lnr	transfer in	GED
			\$534.00			
			\$75.00			
			\$10,695.00			
			\$1,567.00			
			\$8,692.00			
			\$415.00			
			\$50.00			
			\$4,720.00			
\$5,360.00			\$214.00			
\$32,693.00			\$4,033.00			
\$38,053.00	\$0.00	\$0.00	\$30,995.00	\$0.00	\$0.00	\$0.00
\$1,000.00			\$20,000.00			
\$37,053	\$0	\$0	\$10,995	\$0	\$0	\$0

Sale of prop 5400	5500	Miscell.	non rev 5690	lit lnr	transfer in	GED
			\$534.00			
			\$75.00			
			\$10,695.00			
			\$1,567.00			
			\$8,692.00			
			\$415.00			
			\$50.00			
			\$4,720.00			
\$5,360.00			\$214.00			
\$32,693.00			\$4,033.00			
\$38,053.00	\$0.00	\$0.00	\$30,995.00	\$0.00	\$0.00	\$0.00
\$1,000.00			\$20,000.00			
\$37,053	\$0	\$0	\$10,995	\$0	\$0	\$0

Sale of prop 5400	5500	Miscell.	non rev 5690	lit lmr	transfer in	GED
			\$534.00			
			\$75.00			
			\$10,695.00			
			\$1,567.00			
			\$8,692.00			
			\$415.00			
			\$50.00			
			\$4,720.00			
\$5,360.00			\$214.00			
\$32,693.00			\$4,033.00			
\$38,053.00	\$0.00	\$0.00	\$30,995.00	\$0.00	\$0.00	\$0.00
\$1,000.00			\$20,000.00			
\$37,053	\$0	\$0	\$10,995	\$0	\$0	\$0

Sale of prop 5400	5500	Miscell.	non rev 5690	lit lnr	transfer in	GED
			\$534.00			
			\$75.00			
			\$10,695.00			
			\$1,567.00			
			\$8,692.00			
			\$415.00			
			\$50.00			
			\$4,720.00			
\$5,360.00			\$214.00			
\$32,693.00			\$4,033.00			
\$38,053.00	\$0.00	\$0.00	\$30,995.00	\$0.00	\$0.00	\$0.00

\$1,000.00			\$20,000.00			
\$37,053	\$0	\$0	\$10,995	\$0	\$0	\$0

Sale of prop 5400	5500	Miscell.	non rev 5690	lit lnr	transfer in	GED
			\$534.00			
			\$75.00			
			\$10,695.00			
			\$1,567.00			

			\$8,692.00			
			\$415.00			
			\$50.00			
			\$4,720.00			
\$5,360.00			\$214.00			
\$32,693.00			\$4,033.00			
\$38,053.00	\$0.00	\$0.00	\$30,995.00	\$0.00	\$0.00	\$0.00
\$1,000.00			\$20,000.00			
\$37,053	\$0	\$0	\$10,995	\$0	\$0	\$0

Sale of prop 5400	5500	Miscell.	non rev 5690	lit lnrr	transfer in	GED
			\$534.00			
			\$75.00			
			\$10,695.00			
			\$1,567.00			
			\$8,692.00			
			\$415.00			
			\$50.00			
			\$4,720.00			
\$5,360.00			\$214.00			
\$32,693.00			\$4,033.00			
\$38,053.00	\$0.00	\$0.00	\$30,995.00	\$0.00	\$0.00	\$0.00
\$1,000.00			\$20,000.00			
\$37,053	\$0	\$0	\$10,995	\$0	\$0	\$0

grant 9000
\$886.00
\$263.00
\$20,000.00
\$69.00
\$210.00
\$1,188.00
\$22,616.00
\$22,616

grant 9000
\$327.00
\$563.00
\$9,955.00
\$250.00
\$31.00
\$760.00
\$11,886.00
\$11,886

grant 9000
\$327.00
\$563.00
\$9,955.00
\$250.00
\$31.00
\$760.00
\$11,886.00

\$11,886

grant 9000
\$327.00
\$563.00
\$9,955.00

\$250.00
\$31.00
\$760.00
\$11,886.00
\$11,886

grant 9000
\$327.00
\$563.00
\$9,955.00
\$250.00
\$31.00
\$760.00
\$11,886.00
\$11,886

grant 9000
\$327.00
\$563.00
\$9,955.00
\$250.00
\$31.00
\$760.00
\$11,886.00
\$11,886

grant 9000
\$327.00
\$563.00
\$9,955.00
\$250.00
\$31.00
\$760.00
\$11,886.00
\$11,886

grant 9000
\$327.00
\$563.00
\$9,955.00
\$250.00
\$31.00
\$760.00
\$11,886.00

\$11,886

grant 9000
\$327.00
\$563.00
\$9,955.00

\$250.00
\$31.00
\$760.00
\$11,886.00
\$11,886

grant 9000
\$327.00
\$563.00
\$9,955.00
\$250.00
\$31.00
\$760.00
\$11,886.00
\$11,886