

Agenda of Regular Meeting

The Board of Trustees Rains ISD

A Regular Meeting of the Board of Trustees of Center ISD will be held Monday, October 12, 2020, beginning at 6:30 PM in the Board Room - RAINS I.S.D. Administration Building, 1759 W. US Highway 69, Emory, Texas 75440.

The subjects to be discussed or considered or upon which any formal action may be taken are as listed below. Items do not have to be taken in the order shown on this meeting notice. Unless removed from the consent agenda, items identified within the consent agenda will be acted on at one time.

I. OPENING - CALL TO ORDER, PLEDGE(S) OF ALLEGIANCE & INVOCATION

II.

III. II. WILDCAT ROAR

IV.

V. OPEN FORUM

VI. ITEMS FOR DISCUSSION AND/OR ACTION

A. Consent Agenda

1. Minutes of the Previous Meeting
2. Financial Reports
3. Bank Signatures
4. Resolution-Extracurricular Status for 4-H Organization
5. Adjunct Faculty Agreement with Rains County 4-H

B. Business and Finance

1. WAG Report

C. Curriculum & Instruction

1. 2020-2021 Staff Development Minutes Waiver
2. ESL Evaluation
3. District Teaching Permit
4. Literacy/Math Update

D. Superintendent Reports

1. District Activities & Projects
2. COVID 19- Update
3. Report of Disbursements
4. Principals Recognition Month
5. Texas Education Human Resource Day Resolution
6. Approve Proposed Revisions to Policy DED(LOCAL)
7. TVCC- Memorandum of Understanding College Preparatory Mathematics and English Language Arts 2020-2021
8. Board Calendar

VII. PERSONNEL ITEMS FOR DISCUSSION AND/OR ACTION

A. Personnel Changes/Update

VIII. CLOSED SESSION

A. Personnel, Texas Government Code § 551.074

B. Security, Texas Government Code § 551.089

IX. BOARD CORRESPONDENCE, HANDOUTS (As Available)

**MINUTES OF THE
REGULAR BOARD MEETING
Monday, September 14, 2020**

Members Present: Denita Young, Vice President
Heath Sisk, Secretary
Paul Foley, Member
Robert Burns, Member
Brennan Potts, Member

Members Absent: Philip D. Alexander, President
Eddie Elliott, Member

Others Present: Jennifer Johnson, Superintendent
Pamela Gilliard, Executive Assistant to Superintendent/Board
Jeff Fisher, Assistant Superintendent of Finance
Chuck Fitts, Rains County Leader
Maria Cook, Parent

I. OPENING - CALL TO ORDER/PLEDGE(S) OF ALLEGIANCE/INVOCATION

Vice President, Denita Young, called the meeting to order at 6:32 p.m., stating that this meeting had been duly called, a quorum was present, and that notice of this meeting had been posted in accordance with the Texas Open Meetings Act, Texas Government Code Chapter 551.

Denita Young led the Pledges of Allegiance and Robert Burns gave the invocation.

II. PUBLIC OPEN FORUM

A. Public Open Forum

There was no participants for Open Forum.

III. ITEMS FOR DISCUSSION/ACTION

A. Consent Agenda

- 1. Minutes of Previous Meeting(s)**
 - a. Regular Meeting: August 10, 2020
- 2. Financial Reports**
- 3. Contract for Assessment and Collection Services**
- 4. Property Value Study**
- 5. District Improvement Plan**

Paul Foley made the motion, seconded by Robert Burns, to approve all items on the consent agenda, as presented.

Motion carried by unanimous vote.

III. ITEMS FOR DISCUSSION/ACTION

B. Business and Finance

1. WAG Report

The Assistant Superintendent of Finance provided this financial report, but no action was required.

III. ITEMS FOR DISCUSSION/ACTION

B. Business and Finance

2. Contract for Election Services with Rains County Clerk's Office

Paul Foley made the motion, seconded by Brennan Potts to approve the contract for election services contract with the Rains County Clerk's office as presented.

Motion carried by unanimous vote.

III. ITEMS FOR DISCUSSION/ACTION

B. Business and Finance

3. Private Adjuster

Robert Burns made the motion, seconded by Brennan Potts to approve the contract with NorthPoint Claim Services, LLC as presented.

III. ITEMS FOR DISCUSSION/ACTION

C. Curriculum & Instruction

1. Child Find

Superintendent Jennifer Johnson informed the Board that Child Find is a legal requirement. Child Find requires schools to find all children who have disabilities and who may be entitled to special education services.

III. ITEMS FOR DISCUSSION/ACTION

C. Curriculum & Instruction

2. Instructional Materials Selection Committee

Brennan Potts made the motion, seconded by Robert Burns to approve the Instructional Materials Selection Committee presented by Administration.

Motion carried by unanimous vote.

IV. ITEMS FOR DISCUSSION/ACTION

D. Superintendent Reports

1. District Activities and Projects

Superintendent Johnson provided an update on the 20-21 student enrollment. She also let the Board know the VATRE site was ready and that Board members could send the community members to this site for more information. VATRE brochures were also given to the Board.

IV. ITEMS FOR DISCUSSION AND/OR ACTION

D. Superintendent Reports

2. Report of Disbursements

A list of financial disbursements for the previous month was provided to the Board. No action was required for this item.

IV. ITEMS FOR DISCUSSION AND/OR ACTION

D. Superintendent Reports

3. BoardBook Premier

Superintendent Jennifer Johnson informed the Board that they would be transitioning to BoardBook Premier beginning in October. The current version BoardBook Classic will be discontinued once training is complete. She let the Board know that she and Mrs. Gilliard will be trained on September 17th. No action was required for this item.

IV. ITEMS FOR DISCUSSION AND/OR ACTION

D. Superintendent Reports

4. Coronavirus Relief Funds from County

Superintendent Jennifer Johnson informed the Board that we have applied to the County for reimbursement for part of the funds used to order hot spots and chromebooks from the bulk order with TEA. The Board would need to approve that we would accept these funds.

Paul Foley made the motion, seconded by Heath Sisk to approve Superintendent Johnson to accept the funds from the county.

Motion carried by a unanimous vote.

V. PERSONNEL ITEMS
A. Personnel Changes/Update

Employment:

- Molly Clegg, Custodian, Effective 8/21/20.
- Courtney Grissom, Child Care Giver. Effective 8/21/20.
- Regie Kuch, Intermediate Counselor’s Secretary/Registrar. Effective 8/24/20
- Diana McDowell, Intermediate Intervention Para. Effective 9/1/20
- Kelly Ragsdale, Child Care Giver. Effective 9/2/20
- Lee Decker, Food Service. Effective 9/2/20
- Dwayne Page, Maintenance. Effective 9/3/20

Reassignments, Transfers:

- Shanda Phillips, PEIMS Secretary transferred to PEIMS Coordinator. Effective 9/1/20.
- Krista Sheldon, Admin. Receptionist/Athletic Secretary transferred to HS SpEd. Para. Effective 8/11/20.
- Crystal Moczygemba, Curriculum/Technology Secretary transferred to HS Family & Consumer Science Teacher. Effective 9/14/20.

Resignations, Terminations:

- Kara Cerasuolo, Custodian. Effective 7/20/20.
- Jessica Velarde, Custodian. Effective 8/13/20.
- Erick Jackson, Maintenance. Effective 8/19/20.
- Cricket Kiser, Intermediate Counselor’s Secretary/Registrar. Effective 8/20/20.
- Terri Pogue JH SpEd. Para. Effective 8/21/20.
- Shelly Webb, Food Service. Effective 8/28/20.
- Randell Wellman, High School Principal. Effective 6/30/21. (Retirement)
- Wava Hurley, High School Family & Consumer Science Teacher. Effective 5/28/21. (Retirement)

At 7:12 p.m. Vice President Denita Young stated that the Board would go into closed session to discuss Personnel.

VI. CLOSED SESSION
A. Personnel, Texas Government Code § 551.074

VI. CLOSED SESSION
B. Real Property, Texas Government Code § 551.072

VI. CLOSED SESSION
C. Security, Texas Government Code § 551.089

At 7:57 p.m. the board reconvened into regular session.

VII. BOARD CORRESPONDENCE

A. TASA/TASB Virtual Convention

Superintendent Jennifer Johnson advised the Board that the TASA/TASB Virtual Convention Courses would be courses registered for would be available to them for 30 days. Paul Foley volunteered to be the delegate representative. No action required for this item.

The meeting was adjourned at 8:00 p.m.

Board President: Philip Alexander

Board Secretary: Heath Sisk

Expenditures September 2020

Account Number Fnd	2020-21 Revised Budget	2020-21 FYTD Activity	Unencumbered Balance
181 E 36 --- COCURRE./EXTRACURR.ACTIVITIES	794,099.00	82,168.84	711,930.16
199 E 11 --- INSTRUCTION	9,211,083.00	799,519.18	8,411,563.82
199 E 12 --- INST. RESOURCES & MEDIA SVCS	186,544.00	13,363.97	173,180.03
199 E 13 --- CURRICULUM DEV.& INST.STF DEV	140,528.00	19,255.91	121,272.09
199 E 21 --- INSTRUCTIONAL LEADERSHIP	317,626.00	33,264.32	284,361.68
199 E 23 --- SCHOOL LEADERSHIP	886,414.00	74,243.19	812,170.81
199 E 31 --- GUIDANCE & COUNSELING	592,075.00	58,804.79	533,270.21
199 E 32 --- SOCIAL WORK SERVICES	37,000.00	35,162.00	1,838.00
199 E 33 --- HEALTH SERVICES	125,896.00	11,253.92	114,642.08
199 E 34 --- PUPIL TRANSPORTATION	1,030,864.00	78,615.65	952,248.35
199 E 36 --- COCURRE./EXTRACURR.ACTIVITIES	0.00	0.00	0.00
199 E 41 --- GENERAL ADMINISTRATION	640,989.00	65,892.85	575,096.15
199 E 51 --- PLANT MAINTENANCE & OPERATIONS	2,157,049.00	258,682.64	1,898,366.36
199 E 52 --- SECURITY & MONITORING SERVICES	94,269.00	7,252.85	87,016.15
199 E 53 --- DATA PROCESSING SERVICES	100,500.00	58,038.00	42,462.00
199 E 61 --- COMMUNITY SERVICES	0.00	0.00	0.00
199 E 71 --- DEBT PAYMENT	89,000.00	0.00	89,000.00
199 E 81 --- FACILITIES ACQUISITION	0.00	0.00	0.00
199 E 93 --- PAYMENTS TO FISCAL AGENTS\MBRS	0.00	0.00	0.00
199 E 99 --- Other Intergovernmental	302,000.00	71,466.16	230,533.84
240 E 35 --- FOOD SERVICES	816,209.00	80,764.75	735,444.25
	17,522,145.00	1,747,749.02	10.0% 15,774,395.98
			8.3% of year

**Non Payroll
Expenditures
September 2020**

Account Number Fnd	2020-21 Revised Budget	2020-21 FYTD Activity	Unencumbered Balance
181 E 36 --- COCURRE./EXTRACURR.ACTIVITIES	449,487.00	58,656.62	390,830.38
199 E 11 --- INSTRUCTION	752,843.00	153,070.56	599,772.44
199 E 12 --- INST. RESOURCES & MEDIA SVCS	51,380.00	2,181.49	49,198.51
199 E 13 --- CURRICULUM DEV.& INST.STF DEV	54,017.00	14,473.98	39,543.02
199 E 21 --- INSTRUCTIONAL LEADERSHIP	63,650.00	13,178.99	50,471.01
199 E 23 --- SCHOOL LEADERSHIP	33,200.00	11,528.65	21,671.35
199 E 31 --- GUIDANCE & COUNSELING	37,145.00	15,677.60	21,467.40
199 E 32 --- SOCIAL WORK SERVICES	37,000.00	35,162.00	1,838.00
199 E 33 --- HEALTH SERVICES	4,550.00	1,664.06	2,885.94
199 E 34 --- PUPIL TRANSPORTATION	395,335.00	25,721.20	369,613.80
199 E 36 --- COCURRE./EXTRACURR.ACTIVITIES	0.00	0.00	0.00
199 E 41 --- GENERAL ADMINISTRATION	172,002.00	33,512.95	138,489.05
199 E 51 --- PLANT MAINTENANCE & OPERATIONS	1,100,500.00	138,871.39	961,628.61
199 E 52 --- SECURITY & MONITORING SERVICES	19,400.00	3,518.38	15,881.62
199 E 53 --- DATA PROCESSING SERVICES	100,500.00	58,038.00	42,462.00
199 E 61 --- COMMUNITY SERVICES	0.00	0.00	0.00
199 E 71 --- DEBT SERVICE	89,000.00	0.00	89,000.00
199 E 81 --- FACILITIES ACQUISITION	0.00	0.00	0.00
199 E 93 --- PAYMENTS TO FISCAL AGENTS\MBRS	0.00	0.00	0.00
199 E 99 --- Other Intergovernmental	302,000.00	71,466.16	230,533.84
		0.00	0.00
240 E 35 --- FOOD SERVICES	474,500.00	39,612.50	434,887.50
	4,136,509.00	676,334.53	3,460,174

16.4%
8.3% of year

**Payroll
Expenditures
September 2020**

Account Number Fnd	2020-21 Revised Budget	2020-21 FYTD Activity	Unencumbered Balance
181 E 36 --- COCURR./EXTRACURR.ACTIVITIES	344,612.00	23,512.22	321,100
199 E 11 --- INSTRUCTION	8,458,240.00	646,448.62	7,811,791
199 E 12 --- INST. RESOURCES & MEDIA SVCS	135,164.00	11,182.48	123,982
199 E 13 --- CURRICULUM DEV.& INST.STF DEV	86,511.00	4,781.93	81,729
199 E 21 --- INSTRUCTIONAL LEADERSHIP	253,976.00	20,085.33	233,891
199 E 23 --- SCHOOL LEADERSHIP	853,214.00	62,714.54	790,499
199 E 31 --- GUIDANCE & COUNSELING	554,930.00	43,127.19	511,803
199 E 32 --- SOCIAL WORK SERVICES	0.00	0.00	0
199 E 33 --- HEALTH SERVICES	121,346.00	9,589.86	111,756
199 E 34 --- PUPIL TRANSPORTATION	635,529.00	47,481.66	588,047
199 E 36 --- COCURR./EXTRACURR.ACTIVITIES	0.00	0.00	0
199 E 41 --- GENERAL ADMINISTRATION	468,987.00	32,379.90	436,607
199 E 51 --- PLANT MAINTENANCE & OPERATIONS	1,056,549.00	85,205.38	971,344
199 E 52 --- SECURITY & MONITORING SERVICES	74,869.00	3,734.47	71,135
199 E 53 --- DATA PROCESSING SERVICES	0.00	0.00	0
199 E 61 --- COMMUNITY SERVICES	0.00	0.00	0
199 E 81 --- FACILITIES ACQUISITION	0.00	0.00	0
199 E 93 --- PAYMENTS TO FISCAL AGENTS\MBRS	0.00	0.00	0
199 E 99 --- Other Intergovernmental	0.00	0.00	0
240 E 35 --- FOOD SERVICES	341,709.00	28,837.27	312,872
	13,385,636.00	1,019,080.85	7.6% 12,366,555
			8.3% of year

WAG Report FY 2020-21

	ADA	WADA	
Budget Revenue 8/19	1580	2332	\$ 17,535,625
Current estimated ADA variance	0		
WADA Variance from budget		0	\$ -
			\$ -
			\$ -
			\$ -
Projected Revenue			\$ 17,535,625
<hr style="border-top: 1px dashed black;"/>			
Budget Expenditures adopted 8/19			\$ 17,535,625
<i>To date adjustments</i>			
			\$ -
			\$ -
			\$ -
			\$ -
			\$ -
			\$ -
To date adjustments			\$ -
Projected Expenditures			\$ 17,535,625
<hr style="border-top: 1px dashed black;"/>			
Fund Balance			
August 31, 2019 Fund Balance per Audit			\$ 2,542,317
Unaudited adjustment per books			\$ -
August 31, 2019 Fund Bal after Commitments			\$ 2,542,317
			\$ -
			\$ -
Projected change in Fund Balance			\$ -
Projected Fund Balance as of 8-31-2020			\$ 2,542,317
State Minimum Recommended			\$ 2,769,271
State Maximum Recommended			\$ 4,153,906

10/8/2020 These numbers assume 100% of the budget is spent and all budget assumptions are 100% accurate. It does not include accruals or any state adjustments from prior years and should not be compared to year end Audit numbers.

Board Report: ESL Evaluation 2019-2020

Spring 2020 TELPAS Results

Grade Level	# Tested	No Rating	Beginning	Intermediate	Advanced	Advanced High
K	7	0	14%	57%	29%	0%
1	7	0	0%	29%	57%	14%
2	19	0	5%	32%	63%	0%
3	13	N/A	N/A	N/A	N/A	N/A
4	10	N/A	N/A	N/A	N/A	N/A
5	10	N/A	N/A	N/A	N/A	N/A
6	1	N/A	N/A	N/A	N/A	N/A
7	10	N/A	N/A	N/A	N/A	N/A
8	8	N/A	N/A	N/A	N/A	N/A
9	2	N/A	N/A	N/A	N/A	N/A
10	2	N/A	N/A	N/A	N/A	N/A
11	5	N/A	N/A	N/A	N/A	N/A
12	5	N/A	N/A	N/A	N/A	N/A

19-20 Teachers with ESL Certification

Elementary	Intermediate	Junior High	High School
9	10	8	3
TOTAL: 30			

20-21 Teachers with ESL Certification

Elementary	Intermediate	Junior High	High School
9	8	8	2
TOTAL: 27			

Professional Development: Ongoing training with Region 7 support is provided to teachers regarding English Language Proficiency Standards (ELPS) and Sheltered Instruction Observation Protocol (SIOP).

18-19 Accountability: STAAR, Met Standard

Services	# Tested	Not Available		Beginning		Intermediate		Advanced		AdvHigh		STAAR-# Tested	STAAR-MetStrd	
		#	%	#	%	#	%	#	%	#	%		#	%
Student Served	104	14	13%	2	2%	29	28%	38	37%	21	20%	56	25	45%
Parent Denial	3	0	0%	0	0%	1	33%	1	33%	1	33%	1	1	100%

18-19 Accountability: Closing the Gaps

English Language Proficiency Status

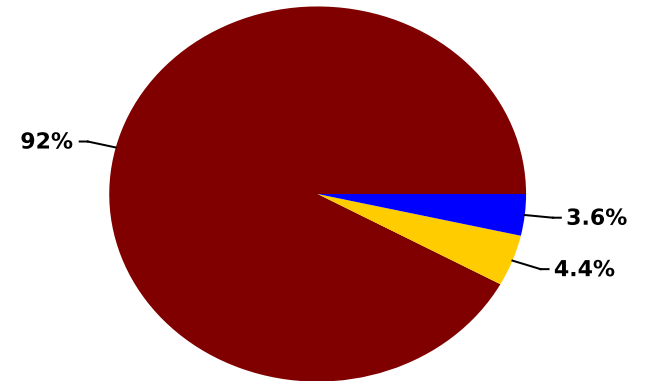
Target	36%
Target Met	N
TELPAS Progress Rate	30%
TELPAS Progress	26
TELPAS Total	86
Total Indicators	

Math: Math K-12

Projected to: **ACT College Readiness** taken in **spring**.

View Linking Study: <https://www.nwea.org/resources/map-college-readiness-benchmarks/>

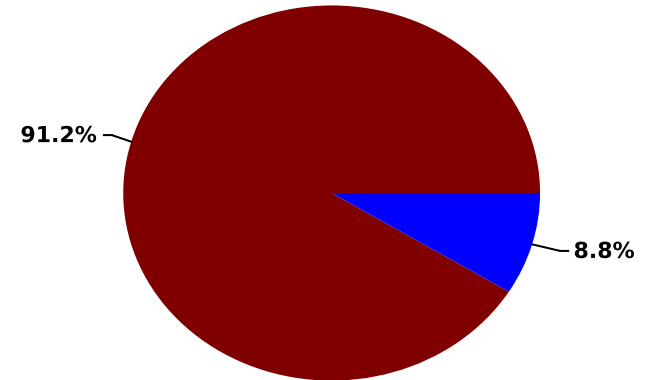
Grade	Student Count	Not On Track		On Track 22		On Track 24	
		Count	Percent	Count	Percent	Count	Percent
05	129	109	84.5%	9	7.0%	11	8.5%
06	132	125	94.7%	4	3.0%	3	2.3%
07	130	123	94.6%	5	3.8%	2	1.5%
08	85	81	95.3%	3	3.5%	1	1.2%
Total	476	438	92.0%	21	4.4%	17	3.6%



Projected to: **SAT** taken in **spring**.

View Linking Study: <https://www.nwea.org/resources/map-growth-college-readiness-benchmarks/>

Grade	Student Count	Not On Track		On Track	
		Count	Percent	Count	Percent
05	129	107	82.9%	22	17.1%
06	132	125	94.7%	7	5.3%
07	130	122	93.8%	8	6.2%
08	85	80	94.1%	5	5.9%
Total	476	434	91.2%	42	8.8%



Explanatory Notes

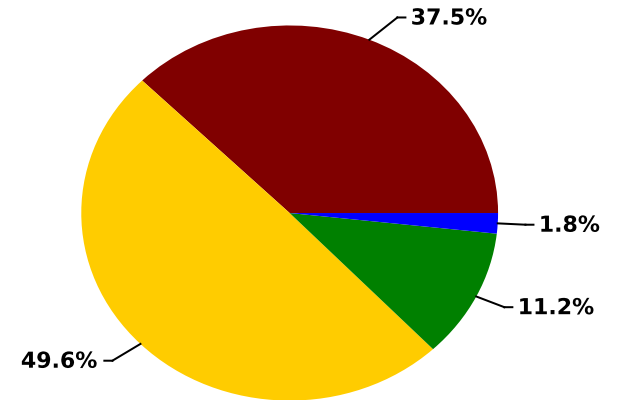
This report shows students' projected performance on the state assessment(s) based on NWEA alignment/linking studies. Performance categories are defined by the state and are specific to each state. For any state or location that does not have an associated state summative test the NWEA Generic Linking Study is provided.

Math: Math K-12

Projected to: State of Texas Assessments of Academic Readiness taken in spring.

View Linking Study: <https://www.nwea.org/resources/texas-linking-study/>

Grade	Student Count	Did not Meet		Approaches		Meets		Masters	
		Count	Percent	Count	Percent	Count	Percent	Count	Percent
02	109	33	30.3%	58	53.2%	15	13.8%	3	2.8%
03	112	71	63.4%	36	32.1%	4	3.6%	1	0.9%
04	100	57	57.0%	34	34.0%	8	8.0%	1	1.0%
05	129	44	34.1%	63	48.8%	16	12.4%	6	4.7%
06	132	41	31.1%	74	56.1%	16	12.1%	1	0.8%
07	130	43	33.1%	77	59.2%	9	6.9%	1	0.8%
08	85	10	11.8%	53	62.4%	21	24.7%	1	1.2%
Total	797	299	37.5%	395	49.6%	89	11.2%	14	1.8%



Explanatory Notes

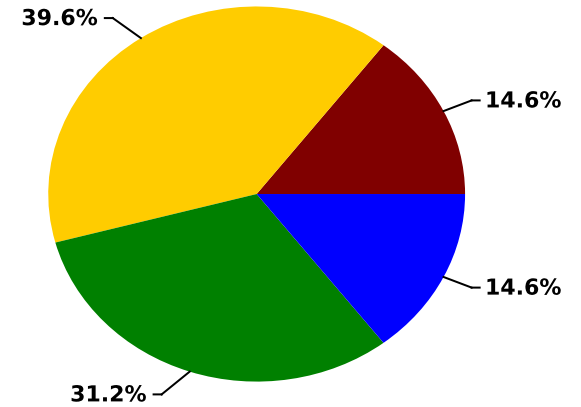
This report shows students' projected performance on the state assessment(s) based on NWEA alignment/linking studies. Performance categories are defined by the state and are specific to each state. For any state or location that does not have an associated state summative test the NWEA Generic Linking Study is provided.

Math: Algebra 1

Projected to: **STAAR Algebra 1** taken in **spring**.

View Linking Study: <https://www.nwea.org/resources/texas-linking-study-eoc/>

Grade	Student Count	Did not Meet		Approaches		Meets		Masters	
		Count	Percent	Count	Percent	Count	Percent	Count	Percent
08	16	0	0.0%	2	12.5%	9	56.3%	5	31.3%
09	80	14	17.5%	36	45.0%	21	26.3%	9	11.3%
Total	96	14	14.6%	38	39.6%	30	31.3%	14	14.6%



Explanatory Notes

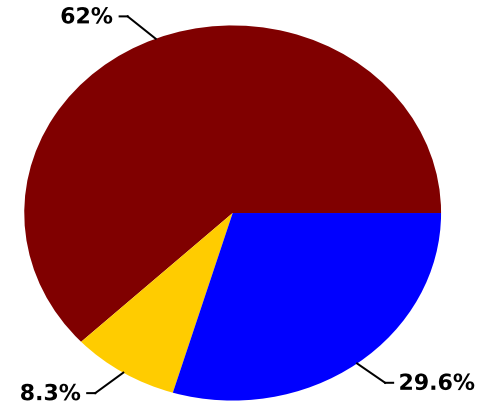
This report shows students' projected performance on the state assessment(s) based on NWEA alignment/linking studies. Performance categories are defined by the state and are specific to each state. For any state or location that does not have an associated state summative test the NWEA Generic Linking Study is provided.

Language Arts: Reading

Projected to: **ACT College Readiness** taken in **spring**.

View Linking Study: <https://www.nwea.org/resources/map-college-readiness-benchmarks/>

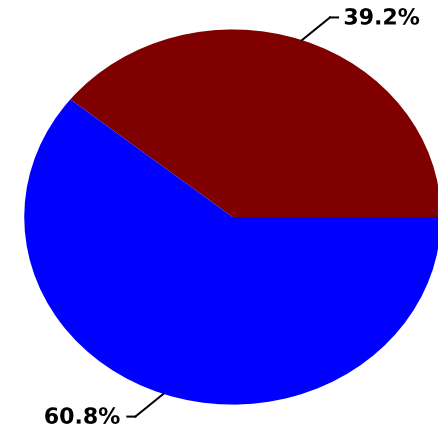
Grade	Student Count	Not On Track		On Track 22		On Track 24	
		Count	Percent	Count	Percent	Count	Percent
05	127	78	61.4%	6	4.7%	43	33.9%
06	133	79	59.4%	15	11.3%	39	29.3%
07	131	94	71.8%	13	9.9%	24	18.3%
08	100	54	54.0%	10	10.0%	36	36.0%
09	93	62	66.7%	5	5.4%	26	28.0%
10	101	58	57.4%	8	7.9%	35	34.7%
Total	685	425	62.0%	57	8.3%	203	29.6%



Projected to: **SAT** taken in **spring**.

View Linking Study: <https://www.nwea.org/resources/map-growth-college-readiness-benchmarks/>

Grade	Student Count	Not On Track		On Track	
		Count	Percent	Count	Percent
05	127	40	31.5%	87	68.5%
06	133	47	35.3%	86	64.7%
07	131	65	49.6%	66	50.4%
08	100	34	34.0%	66	66.0%
09	93	43	46.2%	50	53.8%
Total	584	229	39.2%	355	60.8%



Explanatory Notes

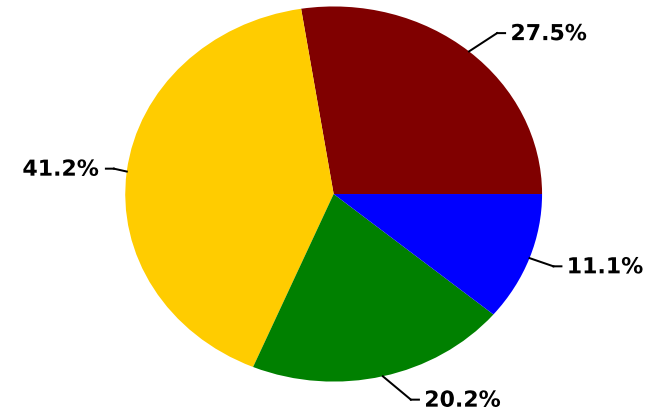
This report shows students' projected performance on the state assessment(s) based on NWEA alignment/linking studies. Performance categories are defined by the state and are specific to each state. For any state or location that does not have an associated state summative test the NWEA Generic Linking Study is provided.

Language Arts: Reading

Projected to: State of Texas Assessments of Academic Readiness taken in spring.

View Linking Study: <https://www.nwea.org/resources/texas-linking-study/>

Grade	Student Count	Did not Meet		Approaches		Meets		Masters	
		Count	Percent	Count	Percent	Count	Percent	Count	Percent
02	108	43	39.8%	54	50.0%	7	6.5%	4	3.7%
03	113	45	39.8%	38	33.6%	17	15.0%	13	11.5%
04	99	36	36.4%	45	45.5%	12	12.1%	6	6.1%
05	127	27	21.3%	56	44.1%	30	23.6%	14	11.0%
06	133	29	21.8%	58	43.6%	30	22.6%	16	12.0%
07	131	37	28.2%	46	35.1%	36	27.5%	12	9.2%
08	100	6	6.0%	37	37.0%	32	32.0%	25	25.0%
Total	811	223	27.5%	334	41.2%	164	20.2%	90	11.1%



Explanatory Notes

This report shows students' projected performance on the state assessment(s) based on NWEA alignment/linking studies. Performance categories are defined by the state and are specific to each state. For any state or location that does not have an associated state summative test the NWEA Generic Linking Study is provided.



Grade Report

Grade KG

Term: Fall 2020-2021
District: Rains ISD
School: Rains Elementary

Norms Reference Data: 2020 Norms.
Weeks of Instruction: 4 (Fall 2020)
Grouping: None
Small Group Display: No

Math: Math K-12

Summary	
Total Students With Valid Growth Test Scores	79
Mean RIT	140.7
Standard Deviation	8.8
District Grade Level Mean RIT	140.7
Students At or Above District Grade Level Mean RIT	42
Norm Grade Level Mean RIT	139.6
Students At or Above Norm Grade Level Mean RIT	45

Overall Performance	Lo %ile < 21		LoAvg %ile 21-40		Avg %ile 41-60		HiAvg %ile 61-80		Hi %ile > 80		Mean RIT (+/- Smp Err)	Std Dev
	count	%	count	%	count	%	count	%	count	%		
Math: Math K-12	8	10%	14	18%	24	30%	23	29%	10	13%	140-141-142	8.8

Explanatory Notes

Tests shown in gray are excluded from summary statistics. Either the test occurred outside the testing window for a term, had an invalid score, or was a repeat test for a student within a term.

Test Invalidation Reasons: ***1 The test duration was too short to provide a valid result. ***2 The overall RIT score for this test is above the valid range. ***3 The overall RIT score for this test is below the valid range.

***4 The standard error for this test is below acceptable limits. ***5 The standard error for this test is above acceptable limits. ***6 The test has been identified as invalid. ***7 High level of rapid guessing has invalidated test.

Due to statistical unreliability, summary data for groups of less than 10 are not shown.

* This data is not available for reporting. Please refer to help and documentation for more information.

Lexile® is a trademark of MetaMetrics, Inc., and is registered in the United States and abroad.

Math: Math K-12

Growth: Math K-2 TX 2012 / TX Essential Knowledge and Skills Math: 2012

Summary	
Total Students With Valid Growth Test Scores	79
Mean RIT	140.7
Standard Deviation	8.8
District Grade Level Mean RIT	140.7
Students At or Above District Grade Level Mean RIT	42
Norm Grade Level Mean RIT	139.6
Students At or Above Norm Grade Level Mean RIT	45

	Lo %ile < 21		LoAvg %ile 21-40		Avg %ile 41-60		HiAvg %ile 61-80		Hi %ile > 80		Mean RIT (+/- Smp Err)	Std Dev
	count	%	count	%	count	%	count	%	count	%		
Overall Performance												
Growth: Math K-2 TX 2012 / TX Essential Knowledge and Skills Math: 2012	8	10%	14	18%	24	30%	23	29%	10	13%	140-141-142	8.8
Goal Area												
Numerical Representations and Relationships	12	15%	19	24%	13	16%	18	23%	17	22%	139-141-142	13
Computations and Algebraic Relationships	15	19%	11	14%	15	19%	30	38%	8	10%	138-140-141	12.2
Geometry and Measurement	5	6%	12	15%	16	20%	29	37%	17	22%	143-144-145	10.4
Data Analysis and Money	11	14%	29	37%	19	24%	11	14%	9	11%	137-138-139	10.3

Explanatory Notes

Tests shown in gray are excluded from summary statistics. Either the test occurred outside the testing window for a term, had an invalid score, or was a repeat test for a student within a term.

Test Invalidation Reasons: ***1 The test duration was too short to provide a valid result. ***2 The overall RIT score for this test is above the valid range. ***3 The overall RIT score for this test is below the valid range.

***4 The standard error for this test is below acceptable limits. ***5 The standard error for this test is above acceptable limits. ***6 The test has been identified as invalid. ***7 High level of rapid guessing has invalidated test.

Due to statistical unreliability, summary data for groups of less than 10 are not shown.

* This data is not available for reporting. Please refer to help and documentation for more information.

Lexile® is a trademark of MetaMetrics, Inc., and is registered in the United States and abroad.

Language Arts: Reading

Summary	
Total Students With Valid Growth Test Scores	73
Mean RIT	140.4
Standard Deviation	7.2
District Grade Level Mean RIT	140.4
Students At or Above District Grade Level Mean RIT	34
Norm Grade Level Mean RIT	136.6
Students At or Above Norm Grade Level Mean RIT	50

Overall Performance	Lo %ile < 21		LoAvg %ile 21-40		Avg %ile 41-60		HiAvg %ile 61-80		Hi %ile > 80		Mean RIT (+/- Smp Err)	Std Dev
	count	%	count	%	count	%	count	%	count	%		
Language Arts: Reading	2	3%	8	11%	24	33%	27	37%	12	16%	140-140-141	7.2

Explanatory Notes

Tests shown in gray are excluded from summary statistics. Either the test occurred outside the testing window for a term, had an invalid score, or was a repeat test for a student within a term.

Test Invalidation Reasons: ***1 The test duration was too short to provide a valid result. ***2 The overall RIT score for this test is above the valid range. ***3 The overall RIT score for this test is below the valid range.

***4 The standard error for this test is below acceptable limits. ***5 The standard error for this test is above acceptable limits. ***6 The test has been identified as invalid. ***7 High level of rapid guessing has invalidated test.

Due to statistical unreliability, summary data for groups of less than 10 are not shown.

* This data is not available for reporting. Please refer to help and documentation for more information.

Lexile® is a trademark of MetaMetrics, Inc., and is registered in the United States and abroad.

Language Arts: Reading

Growth: Reading K-2 TX 2017 / TX Essential Knowledge and Skills Language Arts: 2017

Summary	
Total Students With Valid Growth Test Scores	73
Mean RIT	140.4
Standard Deviation	7.2
District Grade Level Mean RIT	140.4
Students At or Above District Grade Level Mean RIT	34
Norm Grade Level Mean RIT	136.6
Students At or Above Norm Grade Level Mean RIT	50

	Lo %ile < 21		LoAvg %ile 21-40		Avg %ile 41-60		HiAvg %ile 61-80		Hi %ile > 80		Mean RIT (+/- Smp Err)	Std Dev
	count	%	count	%	count	%	count	%	count	%		
Overall Performance												
Growth: Reading K-2 TX 2017 / TX Essential Knowledge and Skills Language Arts: 2017	2	3%	8	11%	24	33%	27	37%	12	16%	140-140-141	7.2
Goal Area												
Composition; Inquiry and Research	7	10%	21	29%	21	29%	15	21%	9	12%	135-137-138	9.8
Foundational Language Skills: Vocabulary	3	4%	6	8%	19	26%	14	19%	31	42%	144-145-146	11
Multiple Genres; Author's Purpose and Craft	1	1%	10	14%	20	27%	16	22%	26	36%	143-144-145	10.2
Foundational Language Skills: Beginning Reading and Writing	10	14%	14	19%	30	41%	10	14%	9	12%	135-136-137	9.5

Explanatory Notes

Tests shown in gray are excluded from summary statistics. Either the test occurred outside the testing window for a term, had an invalid score, or was a repeat test for a student within a term.

Test Invalidation Reasons: ***1 The test duration was too short to provide a valid result. ***2 The overall RIT score for this test is above the valid range. ***3 The overall RIT score for this test is below the valid range.

***4 The standard error for this test is below acceptable limits. ***5 The standard error for this test is above acceptable limits. ***6 The test has been identified as invalid. ***7 High level of rapid guessing has invalidated test.

Due to statistical unreliability, summary data for groups of less than 10 are not shown.

* This data is not available for reporting. Please refer to help and documentation for more information.

Lexile® is a trademark of MetaMetrics, Inc., and is registered in the United States and abroad.



Grade Report

Grade 01

Term: Fall 2020-2021
District: Rains ISD
School: Rains Elementary

Norms Reference Data: 2020 Norms.
Weeks of Instruction: 4 (Fall 2020)
Grouping: None
Small Group Display: No

Math: Math K-12

Summary	
Total Students With Valid Growth Test Scores	117
Mean RIT	158.5
Standard Deviation	9.6
District Grade Level Mean RIT	158.5
Students At or Above District Grade Level Mean RIT	65
Norm Grade Level Mean RIT	160
Students At or Above Norm Grade Level Mean RIT	53

Overall Performance	Lo %ile < 21		LoAvg %ile 21-40		Avg %ile 41-60		HiAvg %ile 61-80		Hi %ile > 80		Mean RIT (+/- Smp Err)	Std Dev
	count	%	count	%	count	%	count	%	count	%		
Math: Math K-12	21	18%	30	26%	26	22%	32	27%	8	7%	158-159-159	9.6

Explanatory Notes

Tests shown in gray are excluded from summary statistics. Either the test occurred outside the testing window for a term, had an invalid score, or was a repeat test for a student within a term.

Test Invalidation Reasons: ***1 The test duration was too short to provide a valid result. ***2 The overall RIT score for this test is above the valid range. ***3 The overall RIT score for this test is below the valid range.

***4 The standard error for this test is below acceptable limits. ***5 The standard error for this test is above acceptable limits. ***6 The test has been identified as invalid. ***7 High level of rapid guessing has invalidated test.

Due to statistical unreliability, summary data for groups of less than 10 are not shown.

* This data is not available for reporting. Please refer to help and documentation for more information.

Lexile® is a trademark of MetaMetrics, Inc., and is registered in the United States and abroad.

Math: Math K-12

Growth: Math K-2 TX 2012 / TX Essential Knowledge and Skills Math: 2012

Summary	
Total Students With Valid Growth Test Scores	117
Mean RIT	158.5
Standard Deviation	9.6
District Grade Level Mean RIT	158.5
Students At or Above District Grade Level Mean RIT	65
Norm Grade Level Mean RIT	160
Students At or Above Norm Grade Level Mean RIT	53

	Lo %ile < 21		LoAvg %ile 21-40		Avg %ile 41-60		HiAvg %ile 61-80		Hi %ile > 80		Mean RIT (+/- Smp Err)	Std Dev
	count	%	count	%	count	%	count	%	count	%		
Overall Performance												
Growth: Math K-2 TX 2012 / TX Essential Knowledge and Skills Math: 2012	21	18%	30	26%	26	22%	32	27%	8	7%	158-159-159	9.6
Goal Area												
Numerical Representations and Relationships	23	20%	28	24%	33	28%	20	17%	13	11%	157-158-159	10.5
Computations and Algebraic Relationships	18	15%	22	19%	35	30%	23	20%	19	16%	159-160-161	11.1
Geometry and Measurement	30	26%	19	16%	25	21%	28	24%	15	13%	157-158-159	12.4
Data Analysis and Money	28	24%	18	15%	30	26%	28	24%	13	11%	157-158-159	12.3

Explanatory Notes

Tests shown in gray are excluded from summary statistics. Either the test occurred outside the testing window for a term, had an invalid score, or was a repeat test for a student within a term.

Test Invalidation Reasons: ***1 The test duration was too short to provide a valid result. ***2 The overall RIT score for this test is above the valid range. ***3 The overall RIT score for this test is below the valid range.

***4 The standard error for this test is below acceptable limits. ***5 The standard error for this test is above acceptable limits. ***6 The test has been identified as invalid. ***7 High level of rapid guessing has invalidated test.

Due to statistical unreliability, summary data for groups of less than 10 are not shown.

* This data is not available for reporting. Please refer to help and documentation for more information.

Lexile® is a trademark of MetaMetrics, Inc., and is registered in the United States and abroad.



Grade Report

Grade 01

Term: Fall 2020-2021
District: Rains ISD
School: Rains Elementary

Norms Reference Data: 2020 Norms.
Weeks of Instruction: 4 (Fall 2020)
Grouping: None
Small Group Display: No

Language Arts: Reading

Summary	
Total Students With Valid Growth Test Scores	117
Mean RIT	153.9
Standard Deviation	9.4
District Grade Level Mean RIT	153.9
Students At or Above District Grade Level Mean RIT	62
Norm Grade Level Mean RIT	155.9
Students At or Above Norm Grade Level Mean RIT	57

Overall Performance	Lo %ile < 21		LoAvg %ile 21-40		Avg %ile 41-60		HiAvg %ile 61-80		Hi %ile > 80		Mean RIT (+/- Smp Err)	Std Dev
	count	%	count	%	count	%	count	%	count	%		
Language Arts: Reading	20	17%	30	26%	29	25%	33	28%	5	4%	153-154-155	9.4

Explanatory Notes

Tests shown in gray are excluded from summary statistics. Either the test occurred outside the testing window for a term, had an invalid score, or was a repeat test for a student within a term.

Test Invalidation Reasons: ***1 The test duration was too short to provide a valid result. ***2 The overall RIT score for this test is above the valid range. ***3 The overall RIT score for this test is below the valid range.

***4 The standard error for this test is below acceptable limits. ***5 The standard error for this test is above acceptable limits. ***6 The test has been identified as invalid. ***7 High level of rapid guessing has invalidated test.

Due to statistical unreliability, summary data for groups of less than 10 are not shown.

* This data is not available for reporting. Please refer to help and documentation for more information.

Lexile® is a trademark of MetaMetrics, Inc., and is registered in the United States and abroad.

Language Arts: Reading

Growth: Reading K-2 TX 2017 / TX Essential Knowledge and Skills Language Arts: 2017

Summary	
Total Students With Valid Growth Test Scores	117
Mean RIT	153.9
Standard Deviation	9.4
District Grade Level Mean RIT	153.9
Students At or Above District Grade Level Mean RIT	62
Norm Grade Level Mean RIT	155.9
Students At or Above Norm Grade Level Mean RIT	57

	Lo %ile < 21		LoAvg %ile 21-40		Avg %ile 41-60		HiAvg %ile 61-80		Hi %ile > 80		Mean RIT (+/- Smp Err)	Std Dev
	count	%	count	%	count	%	count	%	count	%		
Overall Performance												
Growth: Reading K-2 TX 2017 / TX Essential Knowledge and Skills Language Arts: 2017	20	17%	30	26%	29	25%	33	28%	5	4%	153-154-155	9.4
Goal Area												
Composition; Inquiry and Research	28	24%	38	32%	24	21%	22	19%	5	4%	150-151-152	10.6
Foundational Language Skills: Vocabulary	18	15%	24	21%	23	20%	29	25%	23	20%	156-157-158	12.3
Multiple Genres; Author's Purpose and Craft	19	16%	16	14%	26	22%	39	33%	17	15%	156-157-158	11.3
Foundational Language Skills: Beginning Reading and Writing	32	27%	33	28%	23	20%	20	17%	9	8%	150-151-152	11

Explanatory Notes

Tests shown in gray are excluded from summary statistics. Either the test occurred outside the testing window for a term, had an invalid score, or was a repeat test for a student within a term.

Test Invalidation Reasons: ***1 The test duration was too short to provide a valid result. ***2 The overall RIT score for this test is above the valid range. ***3 The overall RIT score for this test is below the valid range.

***4 The standard error for this test is below acceptable limits. ***5 The standard error for this test is above acceptable limits. ***6 The test has been identified as invalid. ***7 High level of rapid guessing has invalidated test.

Due to statistical unreliability, summary data for groups of less than 10 are not shown.

* This data is not available for reporting. Please refer to help and documentation for more information.

Lexile® is a trademark of MetaMetrics, Inc., and is registered in the United States and abroad.



Grade Report

Grade 02

Term: Fall 2020-2021
District: Rains ISD
School: Rains Elementary

Norms Reference Data: 2020 Norms.
Weeks of Instruction: 4 (Fall 2020)
Grouping: None
Small Group Display: No

Math: Math K-12

Summary	
Total Students With Valid Growth Test Scores	109
Mean RIT	173.6
Standard Deviation	10.6
District Grade Level Mean RIT	173.6
Students At or Above District Grade Level Mean RIT	52
Norm Grade Level Mean RIT	175
Students At or Above Norm Grade Level Mean RIT	47

Overall Performance	Lo %ile < 21		LoAvg %ile 21-40		Avg %ile 41-60		HiAvg %ile 61-80		Hi %ile > 80		Mean RIT (+/- Smp Err)	Std Dev
	count	%	count	%	count	%	count	%	count	%		
Math: Math K-12	15	14%	29	27%	33	30%	22	20%	10	9%	173-174-175	10.6

Explanatory Notes

Tests shown in gray are excluded from summary statistics. Either the test occurred outside the testing window for a term, had an invalid score, or was a repeat test for a student within a term.

Test Invalidation Reasons: ***1 The test duration was too short to provide a valid result. ***2 The overall RIT score for this test is above the valid range. ***3 The overall RIT score for this test is below the valid range.

***4 The standard error for this test is below acceptable limits. ***5 The standard error for this test is above acceptable limits. ***6 The test has been identified as invalid. ***7 High level of rapid guessing has invalidated test.

Due to statistical unreliability, summary data for groups of less than 10 are not shown.

* This data is not available for reporting. Please refer to help and documentation for more information.

Lexile® is a trademark of MetaMetrics, Inc., and is registered in the United States and abroad.

Math: Math K-12

Growth: Math K-2 TX 2012 / TX Essential Knowledge and Skills Math: 2012

Summary	
Total Students With Valid Growth Test Scores	109
Mean RIT	173.6
Standard Deviation	10.6
District Grade Level Mean RIT	173.6
Students At or Above District Grade Level Mean RIT	52
Norm Grade Level Mean RIT	175
Students At or Above Norm Grade Level Mean RIT	47

	Lo %ile < 21		LoAvg %ile 21-40		Avg %ile 41-60		HiAvg %ile 61-80		Hi %ile > 80		Mean RIT (+/- Smp Err)	Std Dev
	count	%	count	%	count	%	count	%	count	%		
Overall Performance												
Growth: Math K-2 TX 2012 / TX Essential Knowledge and Skills Math: 2012	15	14%	29	27%	33	30%	22	20%	10	9%	173-174-175	10.6
Goal Area												
Numerical Representations and Relationships	27	25%	24	22%	34	31%	16	15%	8	7%	170-171-172	12
Computations and Algebraic Relationships	16	15%	19	17%	31	28%	32	29%	11	10%	173-174-176	12.5
Geometry and Measurement	27	25%	30	28%	22	20%	22	20%	8	7%	170-172-173	11.7
Data Analysis and Money	10	9%	27	25%	25	23%	25	23%	22	20%	176-177-179	14.7

Explanatory Notes

Tests shown in gray are excluded from summary statistics. Either the test occurred outside the testing window for a term, had an invalid score, or was a repeat test for a student within a term.

Test Invalidation Reasons: ***1 The test duration was too short to provide a valid result. ***2 The overall RIT score for this test is above the valid range. ***3 The overall RIT score for this test is below the valid range.

***4 The standard error for this test is below acceptable limits. ***5 The standard error for this test is above acceptable limits. ***6 The test has been identified as invalid. ***7 High level of rapid guessing has invalidated test.

Due to statistical unreliability, summary data for groups of less than 10 are not shown.

* This data is not available for reporting. Please refer to help and documentation for more information.

Lexile® is a trademark of MetaMetrics, Inc., and is registered in the United States and abroad.



Grade Report

Grade 02

Term: Fall 2020-2021
District: Rains ISD
School: Rains Elementary

Norms Reference Data: 2020 Norms.
Weeks of Instruction: 4 (Fall 2020)
Grouping: None
Small Group Display: No

Language Arts: Reading

Summary	
Total Students With Valid Growth Test Scores	108
Mean RIT	166.6
Standard Deviation	11.1
District Grade Level Mean RIT	166.6
Students At or Above District Grade Level Mean RIT	49
Norm Grade Level Mean RIT	172.3
Students At or Above Norm Grade Level Mean RIT	27

Overall Performance	Lo %ile < 21		LoAvg %ile 21-40		Avg %ile 41-60		HiAvg %ile 61-80		Hi %ile > 80		Mean RIT (+/- Smp Err)	Std Dev
	count	%	count	%	count	%	count	%	count	%		
Language Arts: Reading	26	24%	39	36%	26	24%	10	9%	7	6%	166-167-168	11.1

Explanatory Notes

Tests shown in gray are excluded from summary statistics. Either the test occurred outside the testing window for a term, had an invalid score, or was a repeat test for a student within a term.

Test Invalidation Reasons: ***1 The test duration was too short to provide a valid result. ***2 The overall RIT score for this test is above the valid range. ***3 The overall RIT score for this test is below the valid range.

***4 The standard error for this test is below acceptable limits. ***5 The standard error for this test is above acceptable limits. ***6 The test has been identified as invalid. ***7 High level of rapid guessing has invalidated test.

Due to statistical unreliability, summary data for groups of less than 10 are not shown.

* This data is not available for reporting. Please refer to help and documentation for more information.

Lexile® is a trademark of MetaMetrics, Inc., and is registered in the United States and abroad.

Language Arts: Reading

Growth: Reading K-2 TX 2017 / TX Essential Knowledge and Skills Language Arts: 2017

Summary	
Total Students With Valid Growth Test Scores	108
Mean RIT	166.6
Standard Deviation	11.1
District Grade Level Mean RIT	166.6
Students At or Above District Grade Level Mean RIT	49
Norm Grade Level Mean RIT	172.3
Students At or Above Norm Grade Level Mean RIT	27

	Lo %ile < 21		LoAvg %ile 21-40		Avg %ile 41-60		HiAvg %ile 61-80		Hi %ile > 80		Mean RIT (+/- Smp Err)	Std Dev
	count	%	count	%	count	%	count	%	count	%		
Overall Performance												
Growth: Reading K-2 TX 2017 / TX Essential Knowledge and Skills Language Arts: 2017	26	24%	39	36%	26	24%	10	9%	7	6%	166-167-168	11.1
Goal Area												
Composition; Inquiry and Research	31	29%	36	33%	23	21%	10	9%	8	7%	164-165-167	13.5
Foundational Language Skills: Vocabulary	23	21%	31	29%	29	27%	15	14%	10	9%	167-168-169	13.4
Multiple Genres; Author's Purpose and Craft	24	22%	27	25%	22	20%	22	20%	13	12%	168-170-171	14.3
Foundational Language Skills: Beginning Reading and Writing	41	38%	39	36%	11	10%	12	11%	5	5%	163-164-165	12.3

Explanatory Notes

Tests shown in gray are excluded from summary statistics. Either the test occurred outside the testing window for a term, had an invalid score, or was a repeat test for a student within a term.

Test Invalidation Reasons: ***1 The test duration was too short to provide a valid result. ***2 The overall RIT score for this test is above the valid range. ***3 The overall RIT score for this test is below the valid range.

***4 The standard error for this test is below acceptable limits. ***5 The standard error for this test is above acceptable limits. ***6 The test has been identified as invalid. ***7 High level of rapid guessing has invalidated test.

Due to statistical unreliability, summary data for groups of less than 10 are not shown.

* This data is not available for reporting. Please refer to help and documentation for more information.

Lexile® is a trademark of MetaMetrics, Inc., and is registered in the United States and abroad.



Grade Report

Grade 03

Term: Fall 2020-2021
District: Rains ISD
School: Rains Intermediate

Norms Reference Data: 2020 Norms.
Weeks of Instruction: 4 (Fall 2020)
Grouping: None
Small Group Display: No

Math: Math K-12

Summary	
Total Students With Valid Growth Test Scores	112
Mean RIT	179.3
Standard Deviation	10.6
District Grade Level Mean RIT	179.3
Students At or Above District Grade Level Mean RIT	55
Norm Grade Level Mean RIT	188.5
Students At or Above Norm Grade Level Mean RIT	24

Overall Performance	Lo %ile < 21		LoAvg %ile 21-40		Avg %ile 41-60		HiAvg %ile 61-80		Hi %ile > 80		Mean RIT (+/- Smp Err)	Std Dev
	count	%	count	%	count	%	count	%	count	%		
Math: Math K-12	51	46%	27	24%	24	21%	9	8%	1	1%	178-179-180	10.6

Explanatory Notes

Tests shown in gray are excluded from summary statistics. Either the test occurred outside the testing window for a term, had an invalid score, or was a repeat test for a student within a term.
 Test Invalidation Reasons: ***1 The test duration was too short to provide a valid result. ***2 The overall RIT score for this test is above the valid range. ***3 The overall RIT score for this test is below the valid range.
 ***4 The standard error for this test is below acceptable limits. ***5 The standard error for this test is above acceptable limits. ***6 The test has been identified as invalid. ***7 High level of rapid guessing has invalidated test.
 Due to statistical unreliability, summary data for groups of less than 10 are not shown.
 * This data is not available for reporting. Please refer to help and documentation for more information.
 Lexile® is a trademark of MetaMetrics, Inc., and is registered in the United States and abroad.

Math: Math K-12

Growth: Math 2-5 TX 2012 / TX Essential Knowledge and Skills Math: 2012

Summary	
Total Students With Valid Growth Test Scores	110
Mean RIT	179.3
Standard Deviation	10.6
District Grade Level Mean RIT	179.3
Students At or Above District Grade Level Mean RIT	54
Norm Grade Level Mean RIT	188.5
Students At or Above Norm Grade Level Mean RIT	23

	Lo %ile < 21		LoAvg %ile 21-40		Avg %ile 41-60		HiAvg %ile 61-80		Hi %ile > 80		Mean RIT (+/- Smp Err)	Std Dev
	count	%	count	%	count	%	count	%	count	%		
Overall Performance												
Growth: Math 2-5 TX 2012 / TX Essential Knowledge and Skills Math: 2012	50	45%	27	25%	23	21%	9	8%	1	1%	178-179-180	10.6
Goal Area												
Numerical Representations and Relationships	38	35%	28	25%	29	26%	12	11%	3	3%	179-180-182	12.3
Computations and Algebraic Relationships	66	60%	19	17%	13	12%	11	10%	1	1%	170-172-173	16.2
Geometry and Measurement	35	32%	22	20%	31	28%	17	15%	5	5%	182-183-184	12.1
Data Analysis and Monetary Transactions	38	35%	25	23%	27	25%	14	13%	6	5%	180-182-183	13.3

Explanatory Notes

Tests shown in gray are excluded from summary statistics. Either the test occurred outside the testing window for a term, had an invalid score, or was a repeat test for a student within a term.

Test Invalidation Reasons: ***1 The test duration was too short to provide a valid result. ***2 The overall RIT score for this test is above the valid range. ***3 The overall RIT score for this test is below the valid range.

***4 The standard error for this test is below acceptable limits. ***5 The standard error for this test is above acceptable limits. ***6 The test has been identified as invalid. ***7 High level of rapid guessing has invalidated test.

Due to statistical unreliability, summary data for groups of less than 10 are not shown.

* This data is not available for reporting. Please refer to help and documentation for more information.

Lexile® is a trademark of MetaMetrics, Inc., and is registered in the United States and abroad.

Math: Math K-12

Growth: Math K-2 TX 2012 / TX Essential Knowledge and Skills Math: 2012

Summary	
Total Students With Valid Growth Test Scores	2
Mean RIT	*
Standard Deviation	*
District Grade Level Mean RIT	179.3
Students At or Above District Grade Level Mean RIT	*
Norm Grade Level Mean RIT	188.5
Students At or Above Norm Grade Level Mean RIT	*

	Lo %ile < 21		LoAvg %ile 21-40		Avg %ile 41-60		HiAvg %ile 61-80		Hi %ile > 80		Mean RIT (+/- Smp Err)	Std Dev
	count	%	count	%	count	%	count	%	count	%		
Overall Performance												
Growth: Math K-2 TX 2012 / TX Essential Knowledge and Skills Math: 2012	1	50%	0	0%	1	50%	0	0%	0	0%	*	*
Goal Area												
Numerical Representations and Relationships	0	0%	1	50%	0	0%	1	50%	0	0%	*	*
Computations and Algebraic Relationships	1	50%	0	0%	1	50%	0	0%	0	0%	*	*
Geometry and Measurement	1	50%	1	50%	0	0%	0	0%	0	0%	*	*
Data Analysis and Money	1	50%	0	0%	0	0%	1	50%	0	0%	*	*

Explanatory Notes

Tests shown in gray are excluded from summary statistics. Either the test occurred outside the testing window for a term, had an invalid score, or was a repeat test for a student within a term.

Test Invalidation Reasons: ***1 The test duration was too short to provide a valid result. ***2 The overall RIT score for this test is above the valid range. ***3 The overall RIT score for this test is below the valid range.

***4 The standard error for this test is below acceptable limits. ***5 The standard error for this test is above acceptable limits. ***6 The test has been identified as invalid. ***7 High level of rapid guessing has invalidated test.

Due to statistical unreliability, summary data for groups of less than 10 are not shown.

* This data is not available for reporting. Please refer to help and documentation for more information.

Lexile® is a trademark of MetaMetrics, Inc., and is registered in the United States and abroad.



Grade Report

Grade 03

Term: Fall 2020-2021
District: Rains ISD
School: Rains Intermediate

Norms Reference Data: 2020 Norms.
Weeks of Instruction: 4 (Fall 2020)
Grouping: None
Small Group Display: No

Language Arts: Reading

Summary	
Total Students With Valid Growth Test Scores	113
Mean RIT	183.1
Standard Deviation	14.5
District Grade Level Mean RIT	183.1
Students At or Above District Grade Level Mean RIT	59
Norm Grade Level Mean RIT	186.6
Students At or Above Norm Grade Level Mean RIT	44

Overall Performance	Lo %ile < 21		LoAvg %ile 21-40		Avg %ile 41-60		HiAvg %ile 61-80		Hi %ile > 80		Mean RIT (+/- Smp Err)	Std Dev
	count	%	count	%	count	%	count	%	count	%		
Language Arts: Reading	25	22%	29	26%	27	24%	17	15%	15	13%	182-183-184	14.5

Explanatory Notes

Tests shown in gray are excluded from summary statistics. Either the test occurred outside the testing window for a term, had an invalid score, or was a repeat test for a student within a term.

Test Invalidation Reasons: ***1 The test duration was too short to provide a valid result. ***2 The overall RIT score for this test is above the valid range. ***3 The overall RIT score for this test is below the valid range.

***4 The standard error for this test is below acceptable limits. ***5 The standard error for this test is above acceptable limits. ***6 The test has been identified as invalid. ***7 High level of rapid guessing has invalidated test.

Due to statistical unreliability, summary data for groups of less than 10 are not shown.

* This data is not available for reporting. Please refer to help and documentation for more information.

Lexile® is a trademark of MetaMetrics, Inc., and is registered in the United States and abroad.



Grade Report

Grade 03

Term: Fall 2020-2021
District: Rains ISD
School: Rains Intermediate

Norms Reference Data: 2020 Norms.
Weeks of Instruction: 4 (Fall 2020)
Grouping: None
Small Group Display: No

Language Arts: Reading

Screening: Reading 2-5 TX 2017 / TX Essential Knowledge and Skills Language Arts: 2017

Summary	
Total Students With Valid Growth Test Scores	1
Mean RIT	*
Standard Deviation	*
District Grade Level Mean RIT	183.1
Students At or Above District Grade Level Mean RIT	*
Norm Grade Level Mean RIT	186.6
Students At or Above Norm Grade Level Mean RIT	*

Overall Performance	Lo %ile < 21		LoAvg %ile 21-40		Avg %ile 41-60		HiAvg %ile 61-80		Hi %ile > 80		Mean RIT (+/- Smp Err)	Std Dev
	count	%	count	%	count	%	count	%	count	%		
Screening: Reading 2-5 TX 2017 / TX Essential Knowledge and Skills Language Arts: 2017	0	0%	0	0%	0	0%	0	0%	1	100%	*	*

Name (Student ID)	Test Date	RIT (+/- Std Err)	Percentile (+/- Std Err)	Lexile® Range	Test Duration
POTTS, TRISTEN L. (6925)	08/19/20	198-203-208	75-83-89	650L-800L	12 m

Explanatory Notes

Tests shown in gray are excluded from summary statistics. Either the test occurred outside the testing window for a term, had an invalid score, or was a repeat test for a student within a term.

Test Invalidation Reasons: ***1 The test duration was too short to provide a valid result. ***2 The overall RIT score for this test is above the valid range. ***3 The overall RIT score for this test is below the valid range.

***4 The standard error for this test is below acceptable limits. ***5 The standard error for this test is above acceptable limits. ***6 The test has been identified as invalid. ***7 High level of rapid guessing has invalidated test.

Due to statistical unreliability, summary data for groups of less than 10 are not shown.

* This data is not available for reporting. Please refer to help and documentation for more information.

Lexile® is a trademark of MetaMetrics, Inc., and is registered in the United States and abroad.

Language Arts: Reading

Growth: Reading 2-5 TX 2017 / TX Essential Knowledge and Skills Language Arts: 2017

Summary	
Total Students With Valid Growth Test Scores	112
Mean RIT	182.9
Standard Deviation	14.5
District Grade Level Mean RIT	183.1
Students At or Above District Grade Level Mean RIT	58
Norm Grade Level Mean RIT	186.6
Students At or Above Norm Grade Level Mean RIT	43

	Lo %ile < 21		LoAvg %ile 21-40		Avg %ile 41-60		HiAvg %ile 61-80		Hi %ile > 80		Mean RIT (+/- Smp Err)	Std Dev
	count	%	count	%	count	%	count	%	count	%		
Overall Performance												
Growth: Reading 2-5 TX 2017 / TX Essential Knowledge and Skills Language Arts: 2017	25	22%	29	26%	27	24%	17	15%	14	13%	182-183-184	14.5
Goal Area												
Author's Purpose and Craft	35	31%	19	17%	26	23%	20	18%	12	11%	181-183-184	15.6
Multiple Genres	24	21%	22	20%	31	28%	22	20%	13	12%	182-184-185	16.4
Foundational Language Skills: Vocabulary	26	23%	34	30%	24	21%	14	13%	14	13%	181-182-184	14.5

Explanatory Notes

Tests shown in gray are excluded from summary statistics. Either the test occurred outside the testing window for a term, had an invalid score, or was a repeat test for a student within a term.

Test Invalidation Reasons: ***1 The test duration was too short to provide a valid result. ***2 The overall RIT score for this test is above the valid range. ***3 The overall RIT score for this test is below the valid range.

***4 The standard error for this test is below acceptable limits. ***5 The standard error for this test is above acceptable limits. ***6 The test has been identified as invalid. ***7 High level of rapid guessing has invalidated test.

Due to statistical unreliability, summary data for groups of less than 10 are not shown.

* This data is not available for reporting. Please refer to help and documentation for more information.

Lexile® is a trademark of MetaMetrics, Inc., and is registered in the United States and abroad.



Grade Report

Grade 04

Term: Fall 2020-2021
District: Rains ISD
School: Rains Intermediate

Norms Reference Data: 2020 Norms.
Weeks of Instruction: 4 (Fall 2020)
Grouping: None
Small Group Display: No

Math: Math K-12

Summary	
Total Students With Valid Growth Test Scores	100
Mean RIT	192.5
Standard Deviation	11.6
District Grade Level Mean RIT	192.5
Students At or Above District Grade Level Mean RIT	53
Norm Grade Level Mean RIT	199.5
Students At or Above Norm Grade Level Mean RIT	27

Overall Performance	Lo %ile < 21		LoAvg %ile 21-40		Avg %ile 41-60		HiAvg %ile 61-80		Hi %ile > 80		Mean RIT (+/- Smp Err)	Std Dev
	count	%	count	%	count	%	count	%	count	%		
Math: Math K-12	32	32%	30	30%	22	22%	11	11%	5	5%	191-192-194	11.6

Explanatory Notes

Tests shown in gray are excluded from summary statistics. Either the test occurred outside the testing window for a term, had an invalid score, or was a repeat test for a student within a term.

Test Invalidation Reasons: ***1 The test duration was too short to provide a valid result. ***2 The overall RIT score for this test is above the valid range. ***3 The overall RIT score for this test is below the valid range.

***4 The standard error for this test is below acceptable limits. ***5 The standard error for this test is above acceptable limits. ***6 The test has been identified as invalid. ***7 High level of rapid guessing has invalidated test.

Due to statistical unreliability, summary data for groups of less than 10 are not shown.

* This data is not available for reporting. Please refer to help and documentation for more information.

Lexile® is a trademark of MetaMetrics, Inc., and is registered in the United States and abroad.



Grade Report

Grade 04

Term: Fall 2020-2021
District: Rains ISD
School: Rains Intermediate

Norms Reference Data: 2020 Norms.
Weeks of Instruction: 4 (Fall 2020)
Grouping: None
Small Group Display: No

Math: Math K-12

Growth: Math 2-5 TX 2012 / TX Essential Knowledge and Skills Math: 2012

Summary	
Total Students With Valid Growth Test Scores	100
Mean RIT	192.5
Standard Deviation	11.6
District Grade Level Mean RIT	192.5
Students At or Above District Grade Level Mean RIT	53
Norm Grade Level Mean RIT	199.5
Students At or Above Norm Grade Level Mean RIT	27

	Lo %ile < 21		LoAvg %ile 21-40		Avg %ile 41-60		HiAvg %ile 61-80		Hi %ile > 80		Mean RIT (+/- Smp Err)	Std Dev
	count	%	count	%	count	%	count	%	count	%		
Overall Performance												
Growth: Math 2-5 TX 2012 / TX Essential Knowledge and Skills Math: 2012	32	32%	30	30%	22	22%	11	11%	5	5%	191-192-194	11.6
Goal Area												
Numerical Representations and Relationships	30	30%	34	34%	15	15%	14	14%	7	7%	191-192-194	13.1
Computations and Algebraic Relationships	37	37%	32	32%	23	23%	7	7%	1	1%	188-189-190	12.5
Geometry and Measurement	26	26%	32	32%	22	22%	15	15%	5	5%	191-193-194	13.4
Data Analysis and Monetary Transactions	30	30%	20	20%	15	15%	18	18%	17	17%	195-196-198	15.5

Explanatory Notes

Tests shown in gray are excluded from summary statistics. Either the test occurred outside the testing window for a term, had an invalid score, or was a repeat test for a student within a term.

Test Invalidation Reasons: ***1 The test duration was too short to provide a valid result. ***2 The overall RIT score for this test is above the valid range. ***3 The overall RIT score for this test is below the valid range.

***4 The standard error for this test is below acceptable limits. ***5 The standard error for this test is above acceptable limits. ***6 The test has been identified as invalid. ***7 High level of rapid guessing has invalidated test.

Due to statistical unreliability, summary data for groups of less than 10 are not shown.

* This data is not available for reporting. Please refer to help and documentation for more information.

Lexile® is a trademark of MetaMetrics, Inc., and is registered in the United States and abroad.

Language Arts: Reading

Summary	
Total Students With Valid Growth Test Scores	99
Mean RIT	193.5
Standard Deviation	12.3
District Grade Level Mean RIT	193.5
Students At or Above District Grade Level Mean RIT	54
Norm Grade Level Mean RIT	196.7
Students At or Above Norm Grade Level Mean RIT	43

Overall Performance	Lo %ile < 21		LoAvg %ile 21-40		Avg %ile 41-60		HiAvg %ile 61-80		Hi %ile > 80		Mean RIT (+/- Smp Err)	Std Dev
	count	%	count	%	count	%	count	%	count	%		
Language Arts: Reading	16	16%	28	28%	31	31%	18	18%	6	6%	192-194-195	12.3

Explanatory Notes

Tests shown in gray are excluded from summary statistics. Either the test occurred outside the testing window for a term, had an invalid score, or was a repeat test for a student within a term.

Test Invalidation Reasons: ***1 The test duration was too short to provide a valid result. ***2 The overall RIT score for this test is above the valid range. ***3 The overall RIT score for this test is below the valid range.

***4 The standard error for this test is below acceptable limits. ***5 The standard error for this test is above acceptable limits. ***6 The test has been identified as invalid. ***7 High level of rapid guessing has invalidated test.

Due to statistical unreliability, summary data for groups of less than 10 are not shown.

* This data is not available for reporting. Please refer to help and documentation for more information.

Lexile® is a trademark of MetaMetrics, Inc., and is registered in the United States and abroad.

Language Arts: Reading

Growth: Reading 2-5 TX 2017 / TX Essential Knowledge and Skills Language Arts: 2017

Summary	
Total Students With Valid Growth Test Scores	99
Mean RIT	193.5
Standard Deviation	12.3
District Grade Level Mean RIT	193.5
Students At or Above District Grade Level Mean RIT	54
Norm Grade Level Mean RIT	196.7
Students At or Above Norm Grade Level Mean RIT	43

	Lo %ile < 21		LoAvg %ile 21-40		Avg %ile 41-60		HiAvg %ile 61-80		Hi %ile > 80		Mean RIT (+/- Smp Err)	Std Dev
	count	%	count	%	count	%	count	%	count	%		
Overall Performance												
Growth: Reading 2-5 TX 2017 / TX Essential Knowledge and Skills Language Arts: 2017	16	16%	28	28%	31	31%	18	18%	6	6%	192-194-195	12.3
Goal Area												
Author's Purpose and Craft	19	19%	22	22%	26	26%	22	22%	10	10%	193-194-196	13.6
Multiple Genres	20	20%	24	24%	31	31%	17	17%	7	7%	192-193-194	13.9
Foundational Language Skills: Vocabulary	19	19%	28	28%	26	26%	19	19%	7	7%	192-193-194	12.9

Explanatory Notes

Tests shown in gray are excluded from summary statistics. Either the test occurred outside the testing window for a term, had an invalid score, or was a repeat test for a student within a term.

Test Invalidation Reasons: ***1 The test duration was too short to provide a valid result. ***2 The overall RIT score for this test is above the valid range. ***3 The overall RIT score for this test is below the valid range.

***4 The standard error for this test is below acceptable limits. ***5 The standard error for this test is above acceptable limits. ***6 The test has been identified as invalid. ***7 High level of rapid guessing has invalidated test.

Due to statistical unreliability, summary data for groups of less than 10 are not shown.

* This data is not available for reporting. Please refer to help and documentation for more information.

Lexile® is a trademark of MetaMetrics, Inc., and is registered in the United States and abroad.

Math: Math K-12

Summary	
Total Students With Valid Growth Test Scores	129
Mean RIT	203.6
Standard Deviation	12.7
District Grade Level Mean RIT	203.6
Students At or Above District Grade Level Mean RIT	65
Norm Grade Level Mean RIT	209.1
Students At or Above Norm Grade Level Mean RIT	39

Overall Performance	Lo %ile < 21		LoAvg %ile 21-40		Avg %ile 41-60		HiAvg %ile 61-80		Hi %ile > 80		Mean RIT (+/- Smp Err)	Std Dev
	count	%	count	%	count	%	count	%	count	%		
Math: Math K-12	30	23%	46	36%	27	21%	18	14%	8	6%	202-204-205	12.7

Explanatory Notes

Tests shown in gray are excluded from summary statistics. Either the test occurred outside the testing window for a term, had an invalid score, or was a repeat test for a student within a term.

Test Invalidation Reasons: ***1 The test duration was too short to provide a valid result. ***2 The overall RIT score for this test is above the valid range. ***3 The overall RIT score for this test is below the valid range.

***4 The standard error for this test is below acceptable limits. ***5 The standard error for this test is above acceptable limits. ***6 The test has been identified as invalid. ***7 High level of rapid guessing has invalidated test.

Due to statistical unreliability, summary data for groups of less than 10 are not shown.

* This data is not available for reporting. Please refer to help and documentation for more information.

Lexile® is a trademark of MetaMetrics, Inc., and is registered in the United States and abroad.



Grade Report

Grade 05

Term: Fall 2020-2021
District: Rains ISD
School: Rains Intermediate

Norms Reference Data: 2020 Norms.
Weeks of Instruction: 4 (Fall 2020)
Grouping: None
Small Group Display: No

Math: Math K-12

Screening: Math 2-5 TX 2012 / TX Essential Knowledge and Skills Math: 2012

Summary	
Total Students With Valid Growth Test Scores	1
Mean RIT	*
Standard Deviation	*
District Grade Level Mean RIT	203.6
Students At or Above District Grade Level Mean RIT	*
Norm Grade Level Mean RIT	209.1
Students At or Above Norm Grade Level Mean RIT	*

Overall Performance	Lo %ile < 21		LoAvg %ile 21-40		Avg %ile 41-60		HiAvg %ile 61-80		Hi %ile > 80		Mean RIT (+/- Smp Err)	Std Dev
	count	%	count	%	count	%	count	%	count	%		
Screening: Math 2-5 TX 2012 / TX Essential Knowledge and Skills Math: 2012	0	0%	1	100%	0	0%	0	0%	0	0%	*	*

Name (Student ID)	Test Date	RIT (+/- Std Err)	Percentile (+/- Std Err)	Test Duration
Bruce, Kinley H. (brucek2028)	08/24/20	196-201-206	20-30-42	29 m

Explanatory Notes

Tests shown in gray are excluded from summary statistics. Either the test occurred outside the testing window for a term, had an invalid score, or was a repeat test for a student within a term.
 Test Invalidation Reasons: ***1 The test duration was too short to provide a valid result. ***2 The overall RIT score for this test is above the valid range. ***3 The overall RIT score for this test is below the valid range.
 ***4 The standard error for this test is below acceptable limits. ***5 The standard error for this test is above acceptable limits. ***6 The test has been identified as invalid. ***7 High level of rapid guessing has invalidated test.
 Due to statistical unreliability, summary data for groups of less than 10 are not shown.
 * This data is not available for reporting. Please refer to help and documentation for more information.
 Lexile® is a trademark of MetaMetrics, Inc., and is registered in the United States and abroad.

Math: Math K-12

Growth: Math 2-5 TX 2012 / TX Essential Knowledge and Skills Math: 2012

Summary	
Total Students With Valid Growth Test Scores	128
Mean RIT	203.6
Standard Deviation	12.7
District Grade Level Mean RIT	203.6
Students At or Above District Grade Level Mean RIT	65
Norm Grade Level Mean RIT	209.1
Students At or Above Norm Grade Level Mean RIT	39

	Lo %ile < 21		LoAvg %ile 21-40		Avg %ile 41-60		HiAvg %ile 61-80		Hi %ile > 80		Mean RIT (+/- Smp Err)	Std Dev
	count	%	count	%	count	%	count	%	count	%		
Overall Performance												
Growth: Math 2-5 TX 2012 / TX Essential Knowledge and Skills Math: 2012	30	23%	45	35%	27	21%	18	14%	8	6%	202-204-205	12.7
Goal Area												
Numerical Representations and Relationships	34	27%	27	21%	40	31%	15	12%	12	9%	202-204-205	13.9
Computations and Algebraic Relationships	30	23%	46	36%	26	20%	16	13%	10	8%	202-204-205	13.1
Geometry and Measurement	37	29%	39	30%	34	27%	12	9%	6	5%	201-202-203	13.8
Data Analysis and Monetary Transactions	34	27%	32	25%	24	19%	18	14%	20	16%	204-205-207	16.7

Explanatory Notes

Tests shown in gray are excluded from summary statistics. Either the test occurred outside the testing window for a term, had an invalid score, or was a repeat test for a student within a term.

Test Invalidation Reasons: ***1 The test duration was too short to provide a valid result. ***2 The overall RIT score for this test is above the valid range. ***3 The overall RIT score for this test is below the valid range.

***4 The standard error for this test is below acceptable limits. ***5 The standard error for this test is above acceptable limits. ***6 The test has been identified as invalid. ***7 High level of rapid guessing has invalidated test.

Due to statistical unreliability, summary data for groups of less than 10 are not shown.

* This data is not available for reporting. Please refer to help and documentation for more information.

Lexile® is a trademark of MetaMetrics, Inc., and is registered in the United States and abroad.



Grade Report

Grade 05

Term: Fall 2020-2021
District: Rains ISD
School: Rains Intermediate

Norms Reference Data: 2020 Norms.
Weeks of Instruction: 4 (Fall 2020)
Grouping: None
Small Group Display: No

Language Arts: Reading

Summary	
Total Students With Valid Growth Test Scores	127
Mean RIT	204.9
Standard Deviation	12.1
District Grade Level Mean RIT	204.9
Students At or Above District Grade Level Mean RIT	71
Norm Grade Level Mean RIT	204.5
Students At or Above Norm Grade Level Mean RIT	71

	Lo %ile < 21		LoAvg %ile 21-40		Avg %ile 41-60		HiAvg %ile 61-80		Hi %ile > 80		Mean RIT (+/- Smp Err)	Std Dev
	count	%	count	%	count	%	count	%	count	%		
Overall Performance												
Language Arts: Reading	12	9%	27	21%	39	31%	35	28%	14	11%	204-205-206	12.1

Explanatory Notes

Tests shown in gray are excluded from summary statistics. Either the test occurred outside the testing window for a term, had an invalid score, or was a repeat test for a student within a term.

Test Invalidation Reasons: ***1 The test duration was too short to provide a valid result. ***2 The overall RIT score for this test is above the valid range. ***3 The overall RIT score for this test is below the valid range.

***4 The standard error for this test is below acceptable limits. ***5 The standard error for this test is above acceptable limits. ***6 The test has been identified as invalid. ***7 High level of rapid guessing has invalidated test.

Due to statistical unreliability, summary data for groups of less than 10 are not shown.

* This data is not available for reporting. Please refer to help and documentation for more information.

Lexile® is a trademark of MetaMetrics, Inc., and is registered in the United States and abroad.

Language Arts: Reading

Growth: Reading 2-5 TX 2017 / TX Essential Knowledge and Skills Language Arts: 2017

Summary	
Total Students With Valid Growth Test Scores	127
Mean RIT	204.9
Standard Deviation	12.1
District Grade Level Mean RIT	204.9
Students At or Above District Grade Level Mean RIT	71
Norm Grade Level Mean RIT	204.5
Students At or Above Norm Grade Level Mean RIT	71

	Lo %ile < 21		LoAvg %ile 21-40		Avg %ile 41-60		HiAvg %ile 61-80		Hi %ile > 80		Mean RIT (+/- Smp Err)	Std Dev
	count	%	count	%	count	%	count	%	count	%		
Overall Performance												
Growth: Reading 2-5 TX 2017 / TX Essential Knowledge and Skills Language Arts: 2017	12	9%	27	21%	39	31%	35	28%	14	11%	204-205-206	12.1
Goal Area												
Author's Purpose and Craft	13	10%	25	20%	33	26%	42	33%	14	11%	205-206-207	13.3
Multiple Genres	17	13%	28	22%	35	28%	35	28%	12	9%	203-204-205	13.4
Foundational Language Skills: Vocabulary	16	13%	28	22%	35	28%	33	26%	15	12%	204-205-206	12.6

Explanatory Notes

Tests shown in gray are excluded from summary statistics. Either the test occurred outside the testing window for a term, had an invalid score, or was a repeat test for a student within a term.

Test Invalidation Reasons: ***1 The test duration was too short to provide a valid result. ***2 The overall RIT score for this test is above the valid range. ***3 The overall RIT score for this test is below the valid range.

***4 The standard error for this test is below acceptable limits. ***5 The standard error for this test is above acceptable limits. ***6 The test has been identified as invalid. ***7 High level of rapid guessing has invalidated test.

Due to statistical unreliability, summary data for groups of less than 10 are not shown.

* This data is not available for reporting. Please refer to help and documentation for more information.

Lexile® is a trademark of MetaMetrics, Inc., and is registered in the United States and abroad.



Grade Report

Grade 06

Term: Fall 2020-2021
District: Rains ISD
School: Rains Junior High School

Norms Reference Data: 2020 Norms.
Weeks of Instruction: 4 (Fall 2020)
Grouping: None
Small Group Display: No

Math: Math K-12

Summary	
Total Students With Valid Growth Test Scores	132
Mean RIT	209.1
Standard Deviation	10.8
District Grade Level Mean RIT	209.1
Students At or Above District Grade Level Mean RIT	73
Norm Grade Level Mean RIT	214.7
Students At or Above Norm Grade Level Mean RIT	43

Overall Performance	Lo %ile < 21		LoAvg %ile 21-40		Avg %ile 41-60		HiAvg %ile 61-80		Hi %ile > 80		Mean RIT (+/- Smp Err)	Std Dev
	count	%	count	%	count	%	count	%	count	%		
Math: Math K-12	25	19%	38	29%	51	39%	15	11%	3	2%	208-209-210	10.8

Explanatory Notes

Tests shown in gray are excluded from summary statistics. Either the test occurred outside the testing window for a term, had an invalid score, or was a repeat test for a student within a term.

Test Invalidation Reasons: ***1 The test duration was too short to provide a valid result. ***2 The overall RIT score for this test is above the valid range. ***3 The overall RIT score for this test is below the valid range.

***4 The standard error for this test is below acceptable limits. ***5 The standard error for this test is above acceptable limits. ***6 The test has been identified as invalid. ***7 High level of rapid guessing has invalidated test.

Due to statistical unreliability, summary data for groups of less than 10 are not shown.

* This data is not available for reporting. Please refer to help and documentation for more information.

Lexile® is a trademark of MetaMetrics, Inc., and is registered in the United States and abroad.

Math: Math K-12

Growth: Math 6+ TX 2012 / TX Essential Knowledge and Skills Math: 2012

Summary	
Total Students With Valid Growth Test Scores	132
Mean RIT	209.1
Standard Deviation	10.8
District Grade Level Mean RIT	209.1
Students At or Above District Grade Level Mean RIT	73
Norm Grade Level Mean RIT	214.7
Students At or Above Norm Grade Level Mean RIT	43

	Lo %ile < 21		LoAvg %ile 21-40		Avg %ile 41-60		HiAvg %ile 61-80		Hi %ile > 80		Mean RIT (+/- Smp Err)	Std Dev
	count	%	count	%	count	%	count	%	count	%		
Overall Performance												
Growth: Math 6+ TX 2012 / TX Essential Knowledge and Skills Math: 2012	25	19%	38	29%	51	39%	15	11%	3	2%	208-209-210	10.8
Goal Area												
Numerical Representations and Probability	30	23%	45	34%	40	30%	14	11%	3	2%	207-208-209	10.9
Computations and Algebraic Relationships	28	21%	35	27%	37	28%	26	20%	6	5%	209-210-212	12.6
Geometry and Measurement	28	21%	30	23%	44	33%	26	20%	4	3%	209-210-211	12.6
Data Analysis	36	27%	33	25%	40	30%	21	16%	2	2%	207-208-209	12.8

Explanatory Notes

Tests shown in gray are excluded from summary statistics. Either the test occurred outside the testing window for a term, had an invalid score, or was a repeat test for a student within a term.

Test Invalidation Reasons: ***1 The test duration was too short to provide a valid result. ***2 The overall RIT score for this test is above the valid range. ***3 The overall RIT score for this test is below the valid range.

***4 The standard error for this test is below acceptable limits. ***5 The standard error for this test is above acceptable limits. ***6 The test has been identified as invalid. ***7 High level of rapid guessing has invalidated test.

Due to statistical unreliability, summary data for groups of less than 10 are not shown.

* This data is not available for reporting. Please refer to help and documentation for more information.

Lexile® is a trademark of MetaMetrics, Inc., and is registered in the United States and abroad.



Grade Report

Grade 06

Term: Fall 2020-2021
District: Rains ISD
School: Rains Junior High School

Norms Reference Data: 2020 Norms.
Weeks of Instruction: 4 (Fall 2020)
Grouping: None
Small Group Display: No

Language Arts: Reading

Summary	
Total Students With Valid Growth Test Scores	133
Mean RIT	210.8
Standard Deviation	12.7
District Grade Level Mean RIT	210.8
Students At or Above District Grade Level Mean RIT	77
Norm Grade Level Mean RIT	210.2
Students At or Above Norm Grade Level Mean RIT	77

Overall Performance	Lo %ile < 21		LoAvg %ile 21-40		Avg %ile 41-60		HiAvg %ile 61-80		Hi %ile > 80		Mean RIT (+/- Smp Err)	Std Dev
	count	%	count	%	count	%	count	%	count	%		
Language Arts: Reading	16	12%	24	18%	39	29%	38	29%	16	12%	210-211-212	12.7

Explanatory Notes

Tests shown in gray are excluded from summary statistics. Either the test occurred outside the testing window for a term, had an invalid score, or was a repeat test for a student within a term.

Test Invalidation Reasons: ***1 The test duration was too short to provide a valid result. ***2 The overall RIT score for this test is above the valid range. ***3 The overall RIT score for this test is below the valid range.

***4 The standard error for this test is below acceptable limits. ***5 The standard error for this test is above acceptable limits. ***6 The test has been identified as invalid. ***7 High level of rapid guessing has invalidated test.

Due to statistical unreliability, summary data for groups of less than 10 are not shown.

* This data is not available for reporting. Please refer to help and documentation for more information.

Lexile® is a trademark of MetaMetrics, Inc., and is registered in the United States and abroad.

Language Arts: Reading

Growth: Reading 6+ TX 2017 / TX Essential Knowledge and Skills Language Arts: 2017

Summary	
Total Students With Valid Growth Test Scores	132
Mean RIT	210.9
Standard Deviation	12.7
District Grade Level Mean RIT	210.8
Students At or Above District Grade Level Mean RIT	77
Norm Grade Level Mean RIT	210.2
Students At or Above Norm Grade Level Mean RIT	77

	Lo %ile < 21		LoAvg %ile 21-40		Avg %ile 41-60		HiAvg %ile 61-80		Hi %ile > 80		Mean RIT (+/- Smp Err)	Std Dev
	count	%	count	%	count	%	count	%	count	%		
Overall Performance												
Growth: Reading 6+ TX 2017 / TX Essential Knowledge and Skills Language Arts: 2017	16	12%	23	17%	39	30%	38	29%	16	12%	210-211-212	12.7
Goal Area												
Author's Purpose and Craft	15	11%	28	21%	34	26%	35	27%	20	15%	210-211-212	13.3
Multiple Genres	19	14%	25	19%	29	22%	43	33%	16	12%	210-211-212	13.3
Foundational Language Skills: Vocabulary	20	15%	20	15%	35	27%	35	27%	22	17%	209-211-212	14.2

Explanatory Notes

Tests shown in gray are excluded from summary statistics. Either the test occurred outside the testing window for a term, had an invalid score, or was a repeat test for a student within a term.

Test Invalidation Reasons: ***1 The test duration was too short to provide a valid result. ***2 The overall RIT score for this test is above the valid range. ***3 The overall RIT score for this test is below the valid range.

***4 The standard error for this test is below acceptable limits. ***5 The standard error for this test is above acceptable limits. ***6 The test has been identified as invalid. ***7 High level of rapid guessing has invalidated test.

Due to statistical unreliability, summary data for groups of less than 10 are not shown.

* This data is not available for reporting. Please refer to help and documentation for more information.

Lexile® is a trademark of MetaMetrics, Inc., and is registered in the United States and abroad.

Language Arts: Reading

Growth: Reading K-2 TX 2017 / TX Essential Knowledge and Skills Language Arts: 2017

Summary	
Total Students With Valid Growth Test Scores	1
Mean RIT	*
Standard Deviation	*
District Grade Level Mean RIT	210.8
Students At or Above District Grade Level Mean RIT	*
Norm Grade Level Mean RIT	210.2
Students At or Above Norm Grade Level Mean RIT	*

	Lo %ile < 21		LoAvg %ile 21-40		Avg %ile 41-60		HiAvg %ile 61-80		Hi %ile > 80		Mean RIT (+/- Smp Err)	Std Dev
	count	%	count	%	count	%	count	%	count	%		
Overall Performance												
Growth: Reading K-2 TX 2017 / TX Essential Knowledge and Skills Language Arts: 2017	0	0%	1	100%	0	0%	0	0%	0	0%	*	*
Goal Area												
Composition; Inquiry and Research	0	0%	0	0%	1	100%	0	0%	0	0%	*	*
Foundational Language Skills: Vocabulary	0	0%	0	0%	0	0%	1	100%	0	0%	*	*
Multiple Genres; Author's Purpose and Craft	0	0%	1	100%	0	0%	0	0%	0	0%	*	*
Foundational Language Skills: Beginning Reading and Writing	0	0%	1	100%	0	0%	0	0%	0	0%	*	*

Explanatory Notes

Tests shown in gray are excluded from summary statistics. Either the test occurred outside the testing window for a term, had an invalid score, or was a repeat test for a student within a term.

Test Invalidation Reasons: ***1 The test duration was too short to provide a valid result. ***2 The overall RIT score for this test is above the valid range. ***3 The overall RIT score for this test is below the valid range.

***4 The standard error for this test is below acceptable limits. ***5 The standard error for this test is above acceptable limits. ***6 The test has been identified as invalid. ***7 High level of rapid guessing has invalidated test.

Due to statistical unreliability, summary data for groups of less than 10 are not shown.

* This data is not available for reporting. Please refer to help and documentation for more information.

Lexile® is a trademark of MetaMetrics, Inc., and is registered in the United States and abroad.



Grade Report

Grade 07

Term: Fall 2020-2021
District: Rains ISD
School: Rains Junior High School

Norms Reference Data: 2020 Norms.
Weeks of Instruction: 4 (Fall 2020)
Grouping: None
Small Group Display: No

Math: Math K-12

Summary	
Total Students With Valid Growth Test Scores	130
Mean RIT	212.7
Standard Deviation	11.8
District Grade Level Mean RIT	212.7
Students At or Above District Grade Level Mean RIT	71
Norm Grade Level Mean RIT	220.2
Students At or Above Norm Grade Level Mean RIT	30

Overall Performance	Lo %ile < 21		LoAvg %ile 21-40		Avg %ile 41-60		HiAvg %ile 61-80		Hi %ile > 80		Mean RIT (+/- Smp Err)	Std Dev
	count	%	count	%	count	%	count	%	count	%		
Math: Math K-12	27	21%	48	37%	39	30%	14	11%	2	2%	212-213-214	11.8

Explanatory Notes

Tests shown in gray are excluded from summary statistics. Either the test occurred outside the testing window for a term, had an invalid score, or was a repeat test for a student within a term.

Test Invalidation Reasons: ***1 The test duration was too short to provide a valid result. ***2 The overall RIT score for this test is above the valid range. ***3 The overall RIT score for this test is below the valid range.

***4 The standard error for this test is below acceptable limits. ***5 The standard error for this test is above acceptable limits. ***6 The test has been identified as invalid. ***7 High level of rapid guessing has invalidated test.

Due to statistical unreliability, summary data for groups of less than 10 are not shown.

* This data is not available for reporting. Please refer to help and documentation for more information.

Lexile® is a trademark of MetaMetrics, Inc., and is registered in the United States and abroad.

Math: Math K-12

Growth: Math 6+ TX 2012 / TX Essential Knowledge and Skills Math: 2012

Summary	
Total Students With Valid Growth Test Scores	130
Mean RIT	212.7
Standard Deviation	11.8
District Grade Level Mean RIT	212.7
Students At or Above District Grade Level Mean RIT	71
Norm Grade Level Mean RIT	220.2
Students At or Above Norm Grade Level Mean RIT	30

	Lo %ile < 21		LoAvg %ile 21-40		Avg %ile 41-60		HiAvg %ile 61-80		Hi %ile > 80		Mean RIT (+/- Smp Err)	Std Dev
	count	%	count	%	count	%	count	%	count	%		
Overall Performance												
Growth: Math 6+ TX 2012 / TX Essential Knowledge and Skills Math: 2012	27	21%	48	37%	39	30%	14	11%	2	2%	212-213-214	11.8
Goal Area												
Numerical Representations and Probability	29	22%	33	25%	38	29%	25	19%	5	4%	213-215-216	14.2
Computations and Algebraic Relationships	26	20%	39	30%	40	31%	22	17%	3	2%	213-215-216	12.5
Geometry and Measurement	39	30%	48	37%	30	23%	12	9%	1	1%	209-210-211	11.8
Data Analysis	34	26%	42	32%	43	33%	10	8%	1	1%	210-211-212	13.5

Explanatory Notes

Tests shown in gray are excluded from summary statistics. Either the test occurred outside the testing window for a term, had an invalid score, or was a repeat test for a student within a term.

Test Invalidation Reasons: ***1 The test duration was too short to provide a valid result. ***2 The overall RIT score for this test is above the valid range. ***3 The overall RIT score for this test is below the valid range.

***4 The standard error for this test is below acceptable limits. ***5 The standard error for this test is above acceptable limits. ***6 The test has been identified as invalid. ***7 High level of rapid guessing has invalidated test.

Due to statistical unreliability, summary data for groups of less than 10 are not shown.

* This data is not available for reporting. Please refer to help and documentation for more information.

Lexile® is a trademark of MetaMetrics, Inc., and is registered in the United States and abroad.



Grade Report

Grade 07

Term: Fall 2020-2021
District: Rains ISD
School: Rains Junior High School

Norms Reference Data: 2020 Norms.
Weeks of Instruction: 4 (Fall 2020)
Grouping: None
Small Group Display: No

Language Arts: Reading

Summary	
Total Students With Valid Growth Test Scores	131
Mean RIT	210.8
Standard Deviation	14.4
District Grade Level Mean RIT	210.8
Students At or Above District Grade Level Mean RIT	76
Norm Grade Level Mean RIT	214.2
Students At or Above Norm Grade Level Mean RIT	63

Overall Performance	Lo %ile < 21		LoAvg %ile 21-40		Avg %ile 41-60		HiAvg %ile 61-80		Hi %ile > 80		Mean RIT (+/- Smp Err)	Std Dev
	count	%	count	%	count	%	count	%	count	%		
Language Arts: Reading	30	23%	25	19%	31	24%	36	27%	9	7%	210-211-212	14.4

Explanatory Notes

Tests shown in gray are excluded from summary statistics. Either the test occurred outside the testing window for a term, had an invalid score, or was a repeat test for a student within a term.

Test Invalidation Reasons: ***1 The test duration was too short to provide a valid result. ***2 The overall RIT score for this test is above the valid range. ***3 The overall RIT score for this test is below the valid range.

***4 The standard error for this test is below acceptable limits. ***5 The standard error for this test is above acceptable limits. ***6 The test has been identified as invalid. ***7 High level of rapid guessing has invalidated test.

Due to statistical unreliability, summary data for groups of less than 10 are not shown.

* This data is not available for reporting. Please refer to help and documentation for more information.

Lexile® is a trademark of MetaMetrics, Inc., and is registered in the United States and abroad.

Language Arts: Reading

Growth: Reading 6+ TX 2017 / TX Essential Knowledge and Skills Language Arts: 2017

Summary	
Total Students With Valid Growth Test Scores	131
Mean RIT	210.8
Standard Deviation	14.4
District Grade Level Mean RIT	210.8
Students At or Above District Grade Level Mean RIT	76
Norm Grade Level Mean RIT	214.2
Students At or Above Norm Grade Level Mean RIT	63

	Lo %ile < 21		LoAvg %ile 21-40		Avg %ile 41-60		HiAvg %ile 61-80		Hi %ile > 80		Mean RIT (+/- Smp Err)	Std Dev
	count	%	count	%	count	%	count	%	count	%		
Overall Performance												
Growth: Reading 6+ TX 2017 / TX Essential Knowledge and Skills Language Arts: 2017	30	23%	25	19%	31	24%	36	27%	9	7%	210-211-212	14.4
Goal Area												
Author's Purpose and Craft	28	21%	30	23%	30	23%	29	22%	14	11%	209-210-212	15.7
Multiple Genres	29	22%	31	24%	36	27%	24	18%	11	8%	208-209-211	15.3
Foundational Language Skills: Vocabulary	26	20%	27	21%	29	22%	33	25%	16	12%	211-213-214	15.3

Explanatory Notes

Tests shown in gray are excluded from summary statistics. Either the test occurred outside the testing window for a term, had an invalid score, or was a repeat test for a student within a term.

Test Invalidation Reasons: ***1 The test duration was too short to provide a valid result. ***2 The overall RIT score for this test is above the valid range. ***3 The overall RIT score for this test is below the valid range.

***4 The standard error for this test is below acceptable limits. ***5 The standard error for this test is above acceptable limits. ***6 The test has been identified as invalid. ***7 High level of rapid guessing has invalidated test.

Due to statistical unreliability, summary data for groups of less than 10 are not shown.

* This data is not available for reporting. Please refer to help and documentation for more information.

Lexile® is a trademark of MetaMetrics, Inc., and is registered in the United States and abroad.

Language Arts: Language Usage

Summary	
Total Students With Valid Growth Test Scores	108
Mean RIT	209.7
Standard Deviation	11.3
District Grade Level Mean RIT	209.7
Students At or Above District Grade Level Mean RIT	59
Norm Grade Level Mean RIT	212.6
Students At or Above Norm Grade Level Mean RIT	49

Overall Performance	Lo %ile < 21		LoAvg %ile 21-40		Avg %ile 41-60		HiAvg %ile 61-80		Hi %ile > 80		Mean RIT (+/- Smp Err)	Std Dev
	count	%	count	%	count	%	count	%	count	%		
Language Arts: Language Usage	19	18%	30	28%	27	25%	29	27%	3	3%	209-210-211	11.3

Explanatory Notes

Tests shown in gray are excluded from summary statistics. Either the test occurred outside the testing window for a term, had an invalid score, or was a repeat test for a student within a term.

Test Invalidation Reasons: ***1 The test duration was too short to provide a valid result. ***2 The overall RIT score for this test is above the valid range. ***3 The overall RIT score for this test is below the valid range.

***4 The standard error for this test is below acceptable limits. ***5 The standard error for this test is above acceptable limits. ***6 The test has been identified as invalid. ***7 High level of rapid guessing has invalidated test.

Due to statistical unreliability, summary data for groups of less than 10 are not shown.

* This data is not available for reporting. Please refer to help and documentation for more information.

Lexile® is a trademark of MetaMetrics, Inc., and is registered in the United States and abroad.

Language Arts: Language Usage

Screening: Language 2-12 TX 2017 / TX Essential Knowledge and Skills Language Arts and Reading: 2017

Summary	
Total Students With Valid Growth Test Scores	1
Mean RIT	*
Standard Deviation	*
District Grade Level Mean RIT	209.7
Students At or Above District Grade Level Mean RIT	*
Norm Grade Level Mean RIT	212.6
Students At or Above Norm Grade Level Mean RIT	*

Overall Performance	Lo %ile < 21		LoAvg %ile 21-40		Avg %ile 41-60		HiAvg %ile 61-80		Hi %ile > 80		Mean RIT (+/- Smp Err)	Std Dev
	count	%	count	%	count	%	count	%	count	%		
Screening: Language 2-12 TX 2017 / TX Essential Knowledge and Skills Language Arts and Reading: 2017	0	0%	0	0%	0	0%	1	100%	0	0%	*	*

Name (Student ID)	Test Date	RIT (+/- Std Err)	Percentile (+/- Std Err)	Test Duration
MONTALVO, MARISSA M. (5717)	08/25/20	219-224-229	67-77-86	17 m

Explanatory Notes

Tests shown in gray are excluded from summary statistics. Either the test occurred outside the testing window for a term, had an invalid score, or was a repeat test for a student within a term.

Test Invalidation Reasons: ***1 The test duration was too short to provide a valid result. ***2 The overall RIT score for this test is above the valid range. ***3 The overall RIT score for this test is below the valid range.

***4 The standard error for this test is below acceptable limits. ***5 The standard error for this test is above acceptable limits. ***6 The test has been identified as invalid. ***7 High level of rapid guessing has invalidated test.

Due to statistical unreliability, summary data for groups of less than 10 are not shown.

* This data is not available for reporting. Please refer to help and documentation for more information.

Lexile® is a trademark of MetaMetrics, Inc., and is registered in the United States and abroad.

Language Arts: Language Usage

Growth: Language 2-12 TX 2017 / TX Essential Knowledge and Skills Language Arts and Reading: 2017

Summary	
Total Students With Valid Growth Test Scores	107
Mean RIT	209.6
Standard Deviation	11.3
District Grade Level Mean RIT	209.7
Students At or Above District Grade Level Mean RIT	58
Norm Grade Level Mean RIT	212.6
Students At or Above Norm Grade Level Mean RIT	48

	Lo %ile < 21		LoAvg %ile 21-40		Avg %ile 41-60		HiAvg %ile 61-80		Hi %ile > 80		Mean RIT (+/- Smp Err)	Std Dev
	count	%	count	%	count	%	count	%	count	%		
Overall Performance												
Growth: Language 2-12 TX 2017 / TX Essential Knowledge and Skills Language Arts and Reading: 2017	19	18%	30	28%	27	25%	28	26%	3	3%	209-210-211	11.3
Goal Area												
Composition: Writing Process, Genres; Inquiry and Research	18	17%	19	18%	40	37%	22	21%	8	7%	209-210-211	12.6
Composition: Editing Using Conventions of Mechanics	15	14%	24	22%	36	34%	20	19%	12	11%	210-211-212	12.7
Composition: Editing Using Conventions of Grammar	25	23%	27	25%	32	30%	20	19%	3	3%	207-208-209	11.3

Explanatory Notes

Tests shown in gray are excluded from summary statistics. Either the test occurred outside the testing window for a term, had an invalid score, or was a repeat test for a student within a term.

Test Invalidation Reasons: ***1 The test duration was too short to provide a valid result. ***2 The overall RIT score for this test is above the valid range. ***3 The overall RIT score for this test is below the valid range.

***4 The standard error for this test is below acceptable limits. ***5 The standard error for this test is above acceptable limits. ***6 The test has been identified as invalid. ***7 High level of rapid guessing has invalidated test.

Due to statistical unreliability, summary data for groups of less than 10 are not shown.

* This data is not available for reporting. Please refer to help and documentation for more information.

Lexile® is a trademark of MetaMetrics, Inc., and is registered in the United States and abroad.



Grade Report

Grade 08

Term: Fall 2020-2021
District: Rains ISD
School: Rains Junior High School

Norms Reference Data: 2020 and User Norms¹.
Weeks of Instruction: 4 (Fall 2020)
Grouping: None
Small Group Display: No

Math: Math K-12

Summary	
Total Students With Valid Growth Test Scores	85
Mean RIT	222.1
Standard Deviation	9.7
District Grade Level Mean RIT	222.1
Students At or Above District Grade Level Mean RIT	45
Norm Grade Level Mean RIT	224.9
Students At or Above Norm Grade Level Mean RIT	33

Overall Performance	Lo %ile < 21		LoAvg %ile 21-40		Avg %ile 41-60		HiAvg %ile 61-80		Hi %ile > 80		Mean RIT (+/- Smp Err)	Std Dev
	count	%	count	%	count	%	count	%	count	%		
Math: Math K-12	9	11%	23	27%	31	36%	20	24%	2	2%	221-222-223	9.7

Explanatory Notes

¹User norms are based on the group of students who have taken the test in the selected subject and course. These results are not comparable to results based on nationally representative norms.

Tests shown in gray are excluded from summary statistics. Either the test occurred outside the testing window for a term, had an invalid score, or was a repeat test for a student within a term.

Test Invalidation Reasons: ^{***1} The test duration was too short to provide a valid result. ^{***2} The overall RIT score for this test is above the valid range. ^{***3} The overall RIT score for this test is below the valid range.

^{***4} The standard error for this test is below acceptable limits. ^{***5} The standard error for this test is above acceptable limits. ^{***6} The test has been identified as invalid. ^{***7} High level of rapid guessing has invalidated test.

Due to statistical unreliability, summary data for groups of less than 10 are not shown.

* This data is not available for reporting. Please refer to help and documentation for more information.

Lexile[®] is a trademark of MetaMetrics, Inc., and is registered in the United States and abroad.

Math: Math K-12

Growth: Math 6+ TX 2012 / TX Essential Knowledge and Skills Math: 2012

Summary	
Total Students With Valid Growth Test Scores	85
Mean RIT	222.1
Standard Deviation	9.7
District Grade Level Mean RIT	222.1
Students At or Above District Grade Level Mean RIT	45
Norm Grade Level Mean RIT	224.9
Students At or Above Norm Grade Level Mean RIT	33

	Lo %ile < 21		LoAvg %ile 21-40		Avg %ile 41-60		HiAvg %ile 61-80		Hi %ile > 80		Mean RIT (+/- Smp Err)	Std Dev
	count	%	count	%	count	%	count	%	count	%		
Overall Performance												
Growth: Math 6+ TX 2012 / TX Essential Knowledge and Skills Math: 2012	9	11%	23	27%	31	36%	20	24%	2	2%	221-222-223	9.7
Goal Area												
Numerical Representations and Probability	6	7%	25	29%	27	32%	23	27%	4	5%	223-224-226	11.9
Computations and Algebraic Relationships	4	5%	22	26%	36	42%	19	22%	4	5%	224-225-226	10.3
Geometry and Measurement	15	18%	31	36%	15	18%	23	27%	1	1%	219-220-221	12.4
Data Analysis	12	14%	37	44%	27	32%	7	8%	2	2%	218-219-220	10.1

Explanatory Notes

¹User norms are based on the group of students who have taken the test in the selected subject and course. These results are not comparable to results based on nationally representative norms.

Tests shown in gray are excluded from summary statistics. Either the test occurred outside the testing window for a term, had an invalid score, or was a repeat test for a student within a term.

Test Invalidation Reasons: ***1 The test duration was too short to provide a valid result. ***2 The overall RIT score for this test is above the valid range. ***3 The overall RIT score for this test is below the valid range.

***4 The standard error for this test is below acceptable limits. ***5 The standard error for this test is above acceptable limits. ***6 The test has been identified as invalid. ***7 High level of rapid guessing has invalidated test.

Due to statistical unreliability, summary data for groups of less than 10 are not shown.

* This data is not available for reporting. Please refer to help and documentation for more information.

Lexile® is a trademark of MetaMetrics, Inc., and is registered in the United States and abroad.



Grade Report

Grade 08

Term: Fall 2020-2021
District: Rains ISD
School: Rains Junior High School

Norms Reference Data: 2020 and User Norms¹.
Weeks of Instruction: 4 (Fall 2020)
Grouping: None
Small Group Display: No

Math: Algebra 1

Summary	
Total Students With Valid Growth Test Scores	16
Mean RIT	240.3
Standard Deviation	6.9
District Grade Level Mean RIT	240.3
Students At or Above District Grade Level Mean RIT	8
Norm Grade Level Mean RIT	230.9
Students At or Above Norm Grade Level Mean RIT	14

Overall Performance	Lo %ile < 21		LoAvg %ile 21-40		Avg %ile 41-60		HiAvg %ile 61-80		Hi %ile > 80		Mean RIT (+/- Smp Err)	Std Dev
	count	%	count	%	count	%	count	%	count	%		
Math: Algebra 1	0	0%	1	6%	2	13%	10	63%	3	19%	239-240-242	6.9

Explanatory Notes

¹User norms are based on the group of students who have taken the test in the selected subject and course. These results are not comparable to results based on nationally representative norms.

Tests shown in gray are excluded from summary statistics. Either the test occurred outside the testing window for a term, had an invalid score, or was a repeat test for a student within a term.

Test Invalidation Reasons: ^{***1} The test duration was too short to provide a valid result. ^{***2} The overall RIT score for this test is above the valid range. ^{***3} The overall RIT score for this test is below the valid range.

^{***4} The standard error for this test is below acceptable limits. ^{***5} The standard error for this test is above acceptable limits. ^{***6} The test has been identified as invalid. ^{***7} High level of rapid guessing has invalidated test.

Due to statistical unreliability, summary data for groups of less than 10 are not shown.

* This data is not available for reporting. Please refer to help and documentation for more information.

Lexile® is a trademark of MetaMetrics, Inc., and is registered in the United States and abroad.

Math: Algebra 1

Growth: Algebra 1 TX 2012 / TX Essential Knowledge and Skills Mathematics: 2012

Summary	
Total Students With Valid Growth Test Scores	16
Mean RIT	240.3
Standard Deviation	6.9
District Grade Level Mean RIT	240.3
Students At or Above District Grade Level Mean RIT	8
Norm Grade Level Mean RIT	230.9
Students At or Above Norm Grade Level Mean RIT	14

	Lo %ile < 21		LoAvg %ile 21-40		Avg %ile 41-60		HiAvg %ile 61-80		Hi %ile > 80		Mean RIT (+/- Smp Err)	Std Dev
	count	%	count	%	count	%	count	%	count	%		
Overall Performance												
Growth: Algebra 1 TX 2012 / TX Essential Knowledge and Skills Mathematics: 2012	0	0%	1	6%	2	13%	10	63%	3	19%	239-240-242	6.9
Goal Area												
Write & Solve Linear Functions, Equations, & Inequalities	0	0%	0	0%	2	13%	7	44%	7	44%	241-243-245	7.8
Quadratic and Exponential Functions and Equations	0	0%	2	13%	4	25%	4	25%	6	38%	237-239-242	10.1
Number and Algebraic Methods	0	0%	1	6%	1	6%	11	69%	3	19%	239-241-243	7.3
Describe & Graph Linear Functions, Equations, & Inequalities	0	0%	2	13%	5	31%	6	38%	3	19%	236-237-239	6.9

Explanatory Notes

¹User norms are based on the group of students who have taken the test in the selected subject and course. These results are not comparable to results based on nationally representative norms.

Tests shown in gray are excluded from summary statistics. Either the test occurred outside the testing window for a term, had an invalid score, or was a repeat test for a student within a term.

Test Invalidation Reasons: ***1 The test duration was too short to provide a valid result. ***2 The overall RIT score for this test is above the valid range. ***3 The overall RIT score for this test is below the valid range.

***4 The standard error for this test is below acceptable limits. ***5 The standard error for this test is above acceptable limits. ***6 The test has been identified as invalid. ***7 High level of rapid guessing has invalidated test.

Due to statistical unreliability, summary data for groups of less than 10 are not shown.

* This data is not available for reporting. Please refer to help and documentation for more information.

Lexile® is a trademark of MetaMetrics, Inc., and is registered in the United States and abroad.



Grade Report

Grade 08

Term: Fall 2020-2021
District: Rains ISD
School: Rains Junior High School

Norms Reference Data: 2020 and User Norms¹.
Weeks of Instruction: 4 (Fall 2020)
Grouping: None
Small Group Display: No

Language Arts: Reading

Summary	
Total Students With Valid Growth Test Scores	100
Mean RIT	221.1
Standard Deviation	11.7
District Grade Level Mean RIT	221.1
Students At or Above District Grade Level Mean RIT	50
Norm Grade Level Mean RIT	218
Students At or Above Norm Grade Level Mean RIT	57

Overall Performance	Lo %ile < 21		LoAvg %ile 21-40		Avg %ile 41-60		HiAvg %ile 61-80		Hi %ile > 80		Mean RIT (+/- Smp Err)	Std Dev
	count	%	count	%	count	%	count	%	count	%		
Language Arts: Reading	6	6%	20	20%	26	26%	27	27%	21	21%	220-221-222	11.7

Explanatory Notes

¹User norms are based on the group of students who have taken the test in the selected subject and course. These results are not comparable to results based on nationally representative norms.

Tests shown in gray are excluded from summary statistics. Either the test occurred outside the testing window for a term, had an invalid score, or was a repeat test for a student within a term.

Test Invalidation Reasons: ^{***1} The test duration was too short to provide a valid result. ^{***2} The overall RIT score for this test is above the valid range. ^{***3} The overall RIT score for this test is below the valid range.

^{***4} The standard error for this test is below acceptable limits. ^{***5} The standard error for this test is above acceptable limits. ^{***6} The test has been identified as invalid. ^{***7} High level of rapid guessing has invalidated test.

Due to statistical unreliability, summary data for groups of less than 10 are not shown.

* This data is not available for reporting. Please refer to help and documentation for more information.

Lexile® is a trademark of MetaMetrics, Inc., and is registered in the United States and abroad.

Language Arts: Reading

Growth: Reading 6+ TX 2017 / TX Essential Knowledge and Skills Language Arts: 2017

Summary	
Total Students With Valid Growth Test Scores	100
Mean RIT	221.1
Standard Deviation	11.7
District Grade Level Mean RIT	221.1
Students At or Above District Grade Level Mean RIT	50
Norm Grade Level Mean RIT	218
Students At or Above Norm Grade Level Mean RIT	57

	Lo %ile < 21		LoAvg %ile 21-40		Avg %ile 41-60		HiAvg %ile 61-80		Hi %ile > 80		Mean RIT (+/- Smp Err)	Std Dev
	count	%	count	%	count	%	count	%	count	%		
Overall Performance												
Growth: Reading 6+ TX 2017 / TX Essential Knowledge and Skills Language Arts: 2017	6	6%	20	20%	26	26%	27	27%	21	21%	220-221-222	11.7
Goal Area												
Author's Purpose and Craft	6	6%	22	22%	24	24%	31	31%	17	17%	220-221-223	12.5
Multiple Genres	12	12%	16	16%	25	25%	27	27%	20	20%	220-221-222	13.3
Foundational Language Skills: Vocabulary	8	8%	18	18%	25	25%	36	36%	13	13%	220-221-222	12.2

Explanatory Notes

¹User norms are based on the group of students who have taken the test in the selected subject and course. These results are not comparable to results based on nationally representative norms.

Tests shown in gray are excluded from summary statistics. Either the test occurred outside the testing window for a term, had an invalid score, or was a repeat test for a student within a term.

Test Invalidation Reasons: ***1 The test duration was too short to provide a valid result. ***2 The overall RIT score for this test is above the valid range. ***3 The overall RIT score for this test is below the valid range.

***4 The standard error for this test is below acceptable limits. ***5 The standard error for this test is above acceptable limits. ***6 The test has been identified as invalid. ***7 High level of rapid guessing has invalidated test.

Due to statistical unreliability, summary data for groups of less than 10 are not shown.

* This data is not available for reporting. Please refer to help and documentation for more information.

Lexile® is a trademark of MetaMetrics, Inc., and is registered in the United States and abroad.



Grade Report

Grade 08

Term: Fall 2020-2021
District: Rains ISD
School: Rains Junior High School

Norms Reference Data: 2020 and User Norms¹.
Weeks of Instruction: 4 (Fall 2020)
Grouping: None
Small Group Display: No

Language Arts: Language Usage

Summary	
Total Students With Valid Growth Test Scores	1
Mean RIT	*
Standard Deviation	*
District Grade Level Mean RIT	210
Students At or Above District Grade Level Mean RIT	*
Norm Grade Level Mean RIT	215.5
Students At or Above Norm Grade Level Mean RIT	*

Overall Performance	Lo %ile < 21		LoAvg %ile 21-40		Avg %ile 41-60		HiAvg %ile 61-80		Hi %ile > 80		Mean RIT (+/- Smp Err)	Std Dev
	count	%	count	%	count	%	count	%	count	%		
Language Arts: Language Usage	0	0%	1	100%	0	0%	0	0%	0	0%	*	*

Explanatory Notes

¹User norms are based on the group of students who have taken the test in the selected subject and course. These results are not comparable to results based on nationally representative norms.

Tests shown in gray are excluded from summary statistics. Either the test occurred outside the testing window for a term, had an invalid score, or was a repeat test for a student within a term.

Test Invalidation Reasons: ^{***1} The test duration was too short to provide a valid result. ^{***2} The overall RIT score for this test is above the valid range. ^{***3} The overall RIT score for this test is below the valid range.

^{***4} The standard error for this test is below acceptable limits. ^{***5} The standard error for this test is above acceptable limits. ^{***6} The test has been identified as invalid. ^{***7} High level of rapid guessing has invalidated test.

Due to statistical unreliability, summary data for groups of less than 10 are not shown.

* This data is not available for reporting. Please refer to help and documentation for more information.

Lexile® is a trademark of MetaMetrics, Inc., and is registered in the United States and abroad.

Language Arts: Language Usage

Growth: Language 2-12 TX 2017 / TX Essential Knowledge and Skills Language Arts and Reading: 2017

Summary	
Total Students With Valid Growth Test Scores	1
Mean RIT	*
Standard Deviation	*
District Grade Level Mean RIT	210
Students At or Above District Grade Level Mean RIT	*
Norm Grade Level Mean RIT	215.5
Students At or Above Norm Grade Level Mean RIT	*

Overall Performance	Lo %ile < 21		LoAvg %ile 21-40		Avg %ile 41-60		HiAvg %ile 61-80		Hi %ile > 80		Mean RIT (+/- Smp Err)	Std Dev
	count	%	count	%	count	%	count	%	count	%		
Growth: Language 2-12 TX 2017 / TX Essential Knowledge and Skills Language Arts and Reading: 2017	0	0%	1	100%	0	0%	0	0%	0	0%	*	*
Goal Area												
Composition: Writing Process, Genres; Inquiry and Research	0	0%	0	0%	1	100%	0	0%	0	0%	*	*
Composition: Editing Using Conventions of Mechanics	0	0%	1	100%	0	0%	0	0%	0	0%	*	*
Composition: Editing Using Conventions of Grammar	0	0%	1	100%	0	0%	0	0%	0	0%	*	*

Explanatory Notes

¹User norms are based on the group of students who have taken the test in the selected subject and course. These results are not comparable to results based on nationally representative norms.

Tests shown in gray are excluded from summary statistics. Either the test occurred outside the testing window for a term, had an invalid score, or was a repeat test for a student within a term.

Test Invalidation Reasons: ***1 The test duration was too short to provide a valid result. ***2 The overall RIT score for this test is above the valid range. ***3 The overall RIT score for this test is below the valid range.

***4 The standard error for this test is below acceptable limits. ***5 The standard error for this test is above acceptable limits. ***6 The test has been identified as invalid. ***7 High level of rapid guessing has invalidated test.

Due to statistical unreliability, summary data for groups of less than 10 are not shown.

* This data is not available for reporting. Please refer to help and documentation for more information.

Lexile® is a trademark of MetaMetrics, Inc., and is registered in the United States and abroad.



Grade Report

Grade 09

Term: Fall 2020-2021
District: Rains ISD
School: Rains High School

Norms Reference Data: 2020 and User Norms¹.
Weeks of Instruction: 4 (Fall 2020)
Grouping: None
Small Group Display: No

Math: Algebra 1

Summary	
Total Students With Valid Growth Test Scores	80
Mean RIT	227.2
Standard Deviation	14.2
District Grade Level Mean RIT	227.2
Students At or Above District Grade Level Mean RIT	36
Norm Grade Level Mean RIT	230.9
Students At or Above Norm Grade Level Mean RIT	32

Overall Performance	Lo %ile < 21		LoAvg %ile 21-40		Avg %ile 41-60		HiAvg %ile 61-80		Hi %ile > 80		Mean RIT (+/- Smp Err)	Std Dev
	count	%	count	%	count	%	count	%	count	%		
Math: Algebra 1	16	20%	28	35%	12	15%	17	21%	7	9%	226-227-229	14.2

Explanatory Notes

¹User norms are based on the group of students who have taken the test in the selected subject and course. These results are not comparable to results based on nationally representative norms.

Tests shown in gray are excluded from summary statistics. Either the test occurred outside the testing window for a term, had an invalid score, or was a repeat test for a student within a term.

Test Invalidation Reasons: ^{***1} The test duration was too short to provide a valid result. ^{***2} The overall RIT score for this test is above the valid range. ^{***3} The overall RIT score for this test is below the valid range.

^{***4} The standard error for this test is below acceptable limits. ^{***5} The standard error for this test is above acceptable limits. ^{***6} The test has been identified as invalid. ^{***7} High level of rapid guessing has invalidated test.

Due to statistical unreliability, summary data for groups of less than 10 are not shown.

* This data is not available for reporting. Please refer to help and documentation for more information.

Lexile® is a trademark of MetaMetrics, Inc., and is registered in the United States and abroad.

Math: Algebra 1

Growth: Algebra 1 TX 2012 / TX Essential Knowledge and Skills Mathematics: 2012

Summary	
Total Students With Valid Growth Test Scores	77
Mean RIT	227.6
Standard Deviation	14.3
District Grade Level Mean RIT	227.2
Students At or Above District Grade Level Mean RIT	36
Norm Grade Level Mean RIT	230.9
Students At or Above Norm Grade Level Mean RIT	32

	Lo %ile < 21		LoAvg %ile 21-40		Avg %ile 41-60		HiAvg %ile 61-80		Hi %ile > 80		Mean RIT (+/- Smp Err)	Std Dev
	count	%	count	%	count	%	count	%	count	%		
Overall Performance												
Growth: Algebra 1 TX 2012 / TX Essential Knowledge and Skills Mathematics: 2012	15	19%	26	34%	12	16%	17	22%	7	9%	226-228-229	14.3
Goal Area												
Write & Solve Linear Functions, Equations, & Inequalities	23	30%	12	16%	16	21%	14	18%	12	16%	226-228-229	16.6
Quadratic and Exponential Functions and Equations	14	18%	27	35%	17	22%	11	14%	8	10%	227-229-230	12.6
Number and Algebraic Methods	23	30%	10	13%	14	18%	13	17%	17	22%	226-229-231	19.9
Describe & Graph Linear Functions, Equations, & Inequalities	20	26%	21	27%	14	18%	14	18%	8	10%	224-226-228	14.9

Explanatory Notes

¹User norms are based on the group of students who have taken the test in the selected subject and course. These results are not comparable to results based on nationally representative norms.

Tests shown in gray are excluded from summary statistics. Either the test occurred outside the testing window for a term, had an invalid score, or was a repeat test for a student within a term.

Test Invalidation Reasons: ***1 The test duration was too short to provide a valid result. ***2 The overall RIT score for this test is above the valid range. ***3 The overall RIT score for this test is below the valid range.

***4 The standard error for this test is below acceptable limits. ***5 The standard error for this test is above acceptable limits. ***6 The test has been identified as invalid. ***7 High level of rapid guessing has invalidated test.

Due to statistical unreliability, summary data for groups of less than 10 are not shown.

* This data is not available for reporting. Please refer to help and documentation for more information.

Lexile® is a trademark of MetaMetrics, Inc., and is registered in the United States and abroad.

Math: Algebra 1

Screening: Algebra 1 TX 2012 / TX Essential Knowledge and Skills Mathematics: 2012

Summary	
Total Students With Valid Growth Test Scores	3
Mean RIT	*
Standard Deviation	*
District Grade Level Mean RIT	227.2
Students At or Above District Grade Level Mean RIT	*
Norm Grade Level Mean RIT	230.9
Students At or Above Norm Grade Level Mean RIT	*

Overall Performance	Lo %ile < 21		LoAvg %ile 21-40		Avg %ile 41-60		HiAvg %ile 61-80		Hi %ile > 80		Mean RIT (+/- Smp Err)	Std Dev
	count	%	count	%	count	%	count	%	count	%		
Screening: Algebra 1 TX 2012 / TX Essential Knowledge and Skills Mathematics: 2012	1	33%	2	67%	0	0%	0	0%	0	0%	*	*

Name (Student ID)	Test Date	RIT (+/- Std Err)	Percentile (+/- Std Err)	Test Duration
INGRAM, LUCAS D. (6827)	09/08/20	202- 207 -212	3-7-12	16 m
NICHOLSON, LUCAS A. (8373)	09/08/20	219- 224 -229	23- 33 -45	15 m
WRIGHT, JARA L. (5398)	09/08/20	213- 218 -223	13- 21 -30	16 m

Explanatory Notes

¹User norms are based on the group of students who have taken the test in the selected subject and course. These results are not comparable to results based on nationally representative norms.

Tests shown in gray are excluded from summary statistics. Either the test occurred outside the testing window for a term, had an invalid score, or was a repeat test for a student within a term.

Test Invalidation Reasons: ***1 The test duration was too short to provide a valid result. ***2 The overall RIT score for this test is above the valid range. ***3 The overall RIT score for this test is below the valid range.

***4 The standard error for this test is below acceptable limits. ***5 The standard error for this test is above acceptable limits. ***6 The test has been identified as invalid. ***7 High level of rapid guessing has invalidated test.

Due to statistical unreliability, summary data for groups of less than 10 are not shown.

* This data is not available for reporting. Please refer to help and documentation for more information.

Lexile® is a trademark of MetaMetrics, Inc., and is registered in the United States and abroad.



Grade Report

Grade 09

Term: Fall 2020-2021
District: Rains ISD
School: Rains High School

Norms Reference Data: 2020 and User Norms¹.
Weeks of Instruction: 4 (Fall 2020)
Grouping: None
Small Group Display: No

Math: Geometry

Summary	
Total Students With Valid Growth Test Scores	23
Mean RIT	242.8
Standard Deviation	7.3
District Grade Level Mean RIT	242.8
Students At or Above District Grade Level Mean RIT	10
Norm Grade Level Mean RIT	234.7
Students At or Above Norm Grade Level Mean RIT	20

	Lo %ile < 21		LoAvg %ile 21-40		Avg %ile 41-60		HiAvg %ile 61-80		Hi %ile > 80		Mean RIT (+/- Smp Err)	Std Dev
	count	%	count	%	count	%	count	%	count	%		
Overall Performance												
Math: Geometry	0	0%	0	0%	7	30%	11	48%	5	22%	241-243-244	7.3

Explanatory Notes

¹User norms are based on the group of students who have taken the test in the selected subject and course. These results are not comparable to results based on nationally representative norms.

Tests shown in gray are excluded from summary statistics. Either the test occurred outside the testing window for a term, had an invalid score, or was a repeat test for a student within a term.

Test Invalidation Reasons: ^{***1} The test duration was too short to provide a valid result. ^{***2} The overall RIT score for this test is above the valid range. ^{***3} The overall RIT score for this test is below the valid range.

^{***4} The standard error for this test is below acceptable limits. ^{***5} The standard error for this test is above acceptable limits. ^{***6} The test has been identified as invalid. ^{***7} High level of rapid guessing has invalidated test.

Due to statistical unreliability, summary data for groups of less than 10 are not shown.

* This data is not available for reporting. Please refer to help and documentation for more information.

Lexile® is a trademark of MetaMetrics, Inc., and is registered in the United States and abroad.

Math: Geometry

Growth: Geometry NWEA 2017 / NWEA Mathematics: 2017

Summary	
Total Students With Valid Growth Test Scores	23
Mean RIT	242.8
Standard Deviation	7.3
District Grade Level Mean RIT	242.8
Students At or Above District Grade Level Mean RIT	10
Norm Grade Level Mean RIT	234.7
Students At or Above Norm Grade Level Mean RIT	20

	Lo %ile < 21		LoAvg %ile 21-40		Avg %ile 41-60		HiAvg %ile 61-80		Hi %ile > 80		Mean RIT (+/- Smp Err)	Std Dev
	count	%	count	%	count	%	count	%	count	%		
Overall Performance												
Growth: Geometry NWEA 2017 / NWEA Mathematics: 2017	0	0%	0	0%	7	30%	11	48%	5	22%	241-243-244	7.3
Goal Area												
Properties of Geometric Shapes	1	4%	5	22%	4	17%	8	35%	5	22%	238-240-242	10.3
Measurement of Geometric Shapes	0	0%	0	0%	5	22%	8	35%	10	43%	244-246-248	9
Geometric Relationships	0	0%	0	0%	6	26%	12	52%	5	22%	241-243-244	7.8

Explanatory Notes

¹User norms are based on the group of students who have taken the test in the selected subject and course. These results are not comparable to results based on nationally representative norms.

Tests shown in gray are excluded from summary statistics. Either the test occurred outside the testing window for a term, had an invalid score, or was a repeat test for a student within a term.

Test Invalidation Reasons: ***1 The test duration was too short to provide a valid result. ***2 The overall RIT score for this test is above the valid range. ***3 The overall RIT score for this test is below the valid range.

***4 The standard error for this test is below acceptable limits. ***5 The standard error for this test is above acceptable limits. ***6 The test has been identified as invalid. ***7 High level of rapid guessing has invalidated test.

Due to statistical unreliability, summary data for groups of less than 10 are not shown.

* This data is not available for reporting. Please refer to help and documentation for more information.

Lexile® is a trademark of MetaMetrics, Inc., and is registered in the United States and abroad.



Grade Report

Grade 09

Term: Fall 2020-2021
District: Rains ISD
School: Rains High School

Norms Reference Data: 2020 and User Norms¹.
Weeks of Instruction: 4 (Fall 2020)
Grouping: None
Small Group Display: No

Language Arts: Reading

Summary	
Total Students With Valid Growth Test Scores	93
Mean RIT	219
Standard Deviation	15.7
District Grade Level Mean RIT	219
Students At or Above District Grade Level Mean RIT	52
Norm Grade Level Mean RIT	218.9
Students At or Above Norm Grade Level Mean RIT	52

	Lo %ile < 21		LoAvg %ile 21-40		Avg %ile 41-60		HiAvg %ile 61-80		Hi %ile > 80		Mean RIT (+/- Smp Err)	Std Dev
	count	%	count	%	count	%	count	%	count	%		
Overall Performance												
Language Arts: Reading	15	16%	20	22%	17	18%	28	30%	13	14%	217-219-221	15.7

Explanatory Notes

¹User norms are based on the group of students who have taken the test in the selected subject and course. These results are not comparable to results based on nationally representative norms.

Tests shown in gray are excluded from summary statistics. Either the test occurred outside the testing window for a term, had an invalid score, or was a repeat test for a student within a term.

Test Invalidation Reasons: ^{***1} The test duration was too short to provide a valid result. ^{***2} The overall RIT score for this test is above the valid range. ^{***3} The overall RIT score for this test is below the valid range.

^{***4} The standard error for this test is below acceptable limits. ^{***5} The standard error for this test is above acceptable limits. ^{***6} The test has been identified as invalid. ^{***7} High level of rapid guessing has invalidated test.

Due to statistical unreliability, summary data for groups of less than 10 are not shown.

* This data is not available for reporting. Please refer to help and documentation for more information.

Lexile® is a trademark of MetaMetrics, Inc., and is registered in the United States and abroad.

Language Arts: Reading

Growth: Reading 6+ TX 2017 / TX Essential Knowledge and Skills Language Arts: 2017

Summary	
Total Students With Valid Growth Test Scores	90
Mean RIT	218.7
Standard Deviation	15.7
District Grade Level Mean RIT	219
Students At or Above District Grade Level Mean RIT	50
Norm Grade Level Mean RIT	218.9
Students At or Above Norm Grade Level Mean RIT	50

	Lo %ile < 21		LoAvg %ile 21-40		Avg %ile 41-60		HiAvg %ile 61-80		Hi %ile > 80		Mean RIT (+/- Smp Err)	Std Dev
	count	%	count	%	count	%	count	%	count	%		
Overall Performance												
Growth: Reading 6+ TX 2017 / TX Essential Knowledge and Skills Language Arts: 2017	15	17%	19	21%	17	19%	27	30%	12	13%	217-219-220	15.7
Goal Area												
Author's Purpose and Craft	20	22%	20	22%	15	17%	21	23%	14	16%	215-217-219	17.4
Multiple Genres	20	22%	15	17%	17	19%	23	26%	15	17%	216-218-220	17.2
Foundational Language Skills: Vocabulary	10	11%	20	22%	22	24%	18	20%	20	22%	219-221-222	15.4

Explanatory Notes

¹User norms are based on the group of students who have taken the test in the selected subject and course. These results are not comparable to results based on nationally representative norms.

Tests shown in gray are excluded from summary statistics. Either the test occurred outside the testing window for a term, had an invalid score, or was a repeat test for a student within a term.

Test Invalidation Reasons: ***1 The test duration was too short to provide a valid result. ***2 The overall RIT score for this test is above the valid range. ***3 The overall RIT score for this test is below the valid range.

***4 The standard error for this test is below acceptable limits. ***5 The standard error for this test is above acceptable limits. ***6 The test has been identified as invalid. ***7 High level of rapid guessing has invalidated test.

Due to statistical unreliability, summary data for groups of less than 10 are not shown.

* This data is not available for reporting. Please refer to help and documentation for more information.

Lexile® is a trademark of MetaMetrics, Inc., and is registered in the United States and abroad.

Language Arts: Reading

Growth: Reading 2-5 TX 2017 / TX Essential Knowledge and Skills Language Arts: 2017

Summary	
Total Students With Valid Growth Test Scores	1
Mean RIT	*
Standard Deviation	*
District Grade Level Mean RIT	219
Students At or Above District Grade Level Mean RIT	*
Norm Grade Level Mean RIT	218.9
Students At or Above Norm Grade Level Mean RIT	*

	Lo %ile < 21		LoAvg %ile 21-40		Avg %ile 41-60		HiAvg %ile 61-80		Hi %ile > 80		Mean RIT (+/- Smp Err)	Std Dev
	count	%	count	%	count	%	count	%	count	%		
Overall Performance												
Growth: Reading 2-5 TX 2017 / TX Essential Knowledge and Skills Language Arts: 2017	0	0%	0	0%	0	0%	1	100%	0	0%	*	*
Goal Area												
Author's Purpose and Craft	0	0%	0	0%	0	0%	1	100%	0	0%	*	*
Multiple Genres	0	0%	0	0%	1	100%	0	0%	0	0%	*	*
Foundational Language Skills: Vocabulary	0	0%	0	0%	0	0%	0	0%	1	100%	*	*

Explanatory Notes

¹User norms are based on the group of students who have taken the test in the selected subject and course. These results are not comparable to results based on nationally representative norms.

Tests shown in gray are excluded from summary statistics. Either the test occurred outside the testing window for a term, had an invalid score, or was a repeat test for a student within a term.

Test Invalidation Reasons: ^{***1} The test duration was too short to provide a valid result. ^{***2} The overall RIT score for this test is above the valid range. ^{***3} The overall RIT score for this test is below the valid range.

^{***4} The standard error for this test is below acceptable limits. ^{***5} The standard error for this test is above acceptable limits. ^{***6} The test has been identified as invalid. ^{***7} High level of rapid guessing has invalidated test.

Due to statistical unreliability, summary data for groups of less than 10 are not shown.

* This data is not available for reporting. Please refer to help and documentation for more information.

Lexile® is a trademark of MetaMetrics, Inc., and is registered in the United States and abroad.

Language Arts: Reading

Screening: Reading 6+ TX 2017 / TX Essential Knowledge and Skills Language Arts: 2017

Summary	
Total Students With Valid Growth Test Scores	2
Mean RIT	*
Standard Deviation	*
District Grade Level Mean RIT	219
Students At or Above District Grade Level Mean RIT	*
Norm Grade Level Mean RIT	218.9
Students At or Above Norm Grade Level Mean RIT	*

Overall Performance	Lo %ile < 21		LoAvg %ile 21-40		Avg %ile 41-60		HiAvg %ile 61-80		Hi %ile > 80		Mean RIT (+/- Smp Err)	Std Dev
	count	%	count	%	count	%	count	%	count	%		
Screening: Reading 6+ TX 2017 / TX Essential Knowledge and Skills Language Arts: 2017	0	0%	1	50%	0	0%	0	0%	1	50%	*	*

Name (Student ID)	Test Date	RIT (+/- Std Err)	Percentile (+/- Std Err)	Lexile® Range	Test Duration
HILL, JAMES L. (8116)	09/15/20	237-242-247	82-88-93	1400L-1550L	18 m
SHEPPARD, ZACHARY R. (5394)	09/15/20	207-212-217	27-36-45	820L-970L	24 m

Explanatory Notes

¹User norms are based on the group of students who have taken the test in the selected subject and course. These results are not comparable to results based on nationally representative norms.

Tests shown in gray are excluded from summary statistics. Either the test occurred outside the testing window for a term, had an invalid score, or was a repeat test for a student within a term.

Test Invalidation Reasons: ***1 The test duration was too short to provide a valid result. ***2 The overall RIT score for this test is above the valid range. ***3 The overall RIT score for this test is below the valid range.

***4 The standard error for this test is below acceptable limits. ***5 The standard error for this test is above acceptable limits. ***6 The test has been identified as invalid. ***7 High level of rapid guessing has invalidated test.

Due to statistical unreliability, summary data for groups of less than 10 are not shown.

* This data is not available for reporting. Please refer to help and documentation for more information.

Lexile® is a trademark of MetaMetrics, Inc., and is registered in the United States and abroad.



Grade Report

Grade 10

Term: Fall 2020-2021
District: Rains ISD
School: Rains High School

Norms Reference Data: 2020 and User Norms¹.
Weeks of Instruction: 4 (Fall 2020)
Grouping: None
Small Group Display: No

Math: Geometry

Summary	
Total Students With Valid Growth Test Scores	90
Mean RIT	227.4
Standard Deviation	13.3
District Grade Level Mean RIT	227.4
Students At or Above District Grade Level Mean RIT	44
Norm Grade Level Mean RIT	234.7
Students At or Above Norm Grade Level Mean RIT	22

Overall Performance	Lo %ile < 21		LoAvg %ile 21-40		Avg %ile 41-60		HiAvg %ile 61-80		Hi %ile > 80		Mean RIT (+/- Smp Err)	Std Dev
	count	%	count	%	count	%	count	%	count	%		
Math: Geometry	26	29%	28	31%	23	26%	7	8%	6	7%	226-227-229	13.3

Explanatory Notes

¹User norms are based on the group of students who have taken the test in the selected subject and course. These results are not comparable to results based on nationally representative norms.

Tests shown in gray are excluded from summary statistics. Either the test occurred outside the testing window for a term, had an invalid score, or was a repeat test for a student within a term.

Test Invalidation Reasons: ^{***1} The test duration was too short to provide a valid result. ^{***2} The overall RIT score for this test is above the valid range. ^{***3} The overall RIT score for this test is below the valid range.

^{***4} The standard error for this test is below acceptable limits. ^{***5} The standard error for this test is above acceptable limits. ^{***6} The test has been identified as invalid. ^{***7} High level of rapid guessing has invalidated test.

Due to statistical unreliability, summary data for groups of less than 10 are not shown.

* This data is not available for reporting. Please refer to help and documentation for more information.

Lexile® is a trademark of MetaMetrics, Inc., and is registered in the United States and abroad.

Math: Geometry

Growth: Geometry NWEA 2017 / NWEA Mathematics: 2017

Summary	
Total Students With Valid Growth Test Scores	90
Mean RIT	227.4
Standard Deviation	13.3
District Grade Level Mean RIT	227.4
Students At or Above District Grade Level Mean RIT	44
Norm Grade Level Mean RIT	234.7
Students At or Above Norm Grade Level Mean RIT	22

	Lo %ile < 21		LoAvg %ile 21-40		Avg %ile 41-60		HiAvg %ile 61-80		Hi %ile > 80		Mean RIT (+/- Smp Err)	Std Dev
	count	%	count	%	count	%	count	%	count	%		
Overall Performance												
Growth: Geometry NWEA 2017 / NWEA Mathematics: 2017	26	29%	28	31%	23	26%	7	8%	6	7%	226-227-229	13.3
Goal Area												
Properties of Geometric Shapes	32	36%	25	28%	13	14%	13	14%	7	8%	225-227-229	15.3
Measurement of Geometric Shapes	25	28%	32	36%	18	20%	10	11%	5	6%	226-227-229	14.6
Geometric Relationships	28	31%	26	29%	19	21%	12	13%	5	6%	226-228-229	13.9

Explanatory Notes

¹User norms are based on the group of students who have taken the test in the selected subject and course. These results are not comparable to results based on nationally representative norms.

Tests shown in gray are excluded from summary statistics. Either the test occurred outside the testing window for a term, had an invalid score, or was a repeat test for a student within a term.

Test Invalidation Reasons: ***1 The test duration was too short to provide a valid result. ***2 The overall RIT score for this test is above the valid range. ***3 The overall RIT score for this test is below the valid range.

***4 The standard error for this test is below acceptable limits. ***5 The standard error for this test is above acceptable limits. ***6 The test has been identified as invalid. ***7 High level of rapid guessing has invalidated test.

Due to statistical unreliability, summary data for groups of less than 10 are not shown.

* This data is not available for reporting. Please refer to help and documentation for more information.

Lexile® is a trademark of MetaMetrics, Inc., and is registered in the United States and abroad.



Grade Report

Grade 10

Term: Fall 2020-2021
District: Rains ISD
School: Rains High School

Norms Reference Data: 2020 and User Norms¹.
Weeks of Instruction: 4 (Fall 2020)
Grouping: None
Small Group Display: No

Language Arts: Reading

Summary	
Total Students With Valid Growth Test Scores	101
Mean RIT	227.1
Standard Deviation	13.1
District Grade Level Mean RIT	227.2
Students At or Above District Grade Level Mean RIT	53
Norm Grade Level Mean RIT	221.5
Students At or Above Norm Grade Level Mean RIT	70

Overall Performance	Lo %ile < 21		LoAvg %ile 21-40		Avg %ile 41-60		HiAvg %ile 61-80		Hi %ile > 80		Mean RIT (+/- Smp Err)	Std Dev
	count	%	count	%	count	%	count	%	count	%		
Language Arts: Reading	5	5%	18	18%	22	22%	31	31%	25	25%	226-227-228	13.1

Explanatory Notes

¹User norms are based on the group of students who have taken the test in the selected subject and course. These results are not comparable to results based on nationally representative norms.

Tests shown in gray are excluded from summary statistics. Either the test occurred outside the testing window for a term, had an invalid score, or was a repeat test for a student within a term.

Test Invalidation Reasons: ^{***1} The test duration was too short to provide a valid result. ^{***2} The overall RIT score for this test is above the valid range. ^{***3} The overall RIT score for this test is below the valid range.

^{***4} The standard error for this test is below acceptable limits. ^{***5} The standard error for this test is above acceptable limits. ^{***6} The test has been identified as invalid. ^{***7} High level of rapid guessing has invalidated test.

Due to statistical unreliability, summary data for groups of less than 10 are not shown.

* This data is not available for reporting. Please refer to help and documentation for more information.

Lexile[®] is a trademark of MetaMetrics, Inc., and is registered in the United States and abroad.

Language Arts: Reading

Growth: Reading 6+ TX 2017 / TX Essential Knowledge and Skills Language Arts: 2017

Summary	
Total Students With Valid Growth Test Scores	100
Mean RIT	227.2
Standard Deviation	13.2
District Grade Level Mean RIT	227.2
Students At or Above District Grade Level Mean RIT	53
Norm Grade Level Mean RIT	221.5
Students At or Above Norm Grade Level Mean RIT	69

	Lo %ile < 21		LoAvg %ile 21-40		Avg %ile 41-60		HiAvg %ile 61-80		Hi %ile > 80		Mean RIT (+/- Smp Err)	Std Dev
	count	%	count	%	count	%	count	%	count	%		
Overall Performance												
Growth: Reading 6+ TX 2017 / TX Essential Knowledge and Skills Language Arts: 2017	5	5%	18	18%	21	21%	31	31%	25	25%	226-227-229	13.2
Goal Area												
Author's Purpose and Craft	4	4%	20	20%	18	18%	36	36%	22	22%	225-227-228	13.3
Multiple Genres	13	13%	15	15%	13	13%	30	30%	29	29%	225-227-228	15.9
Foundational Language Skills: Vocabulary	4	4%	11	11%	30	30%	28	28%	27	27%	227-228-229	13.5

Explanatory Notes

¹User norms are based on the group of students who have taken the test in the selected subject and course. These results are not comparable to results based on nationally representative norms.

Tests shown in gray are excluded from summary statistics. Either the test occurred outside the testing window for a term, had an invalid score, or was a repeat test for a student within a term.

Test Invalidation Reasons: ***1 The test duration was too short to provide a valid result. ***2 The overall RIT score for this test is above the valid range. ***3 The overall RIT score for this test is below the valid range.

***4 The standard error for this test is below acceptable limits. ***5 The standard error for this test is above acceptable limits. ***6 The test has been identified as invalid. ***7 High level of rapid guessing has invalidated test.

Due to statistical unreliability, summary data for groups of less than 10 are not shown.

* This data is not available for reporting. Please refer to help and documentation for more information.

Lexile® is a trademark of MetaMetrics, Inc., and is registered in the United States and abroad.



Grade Report

Grade 10

Term: Fall 2020-2021
District: Rains ISD
School: Rains High School

Norms Reference Data: 2020 and User Norms¹.
Weeks of Instruction: 4 (Fall 2020)
Grouping: None
Small Group Display: No

Language Arts: Reading

Screening: Reading 6+ TX 2017 / TX Essential Knowledge and Skills Language Arts: 2017

Summary	
Total Students With Valid Growth Test Scores	1
Mean RIT	*
Standard Deviation	*
District Grade Level Mean RIT	227.2
Students At or Above District Grade Level Mean RIT	*
Norm Grade Level Mean RIT	221.5
Students At or Above Norm Grade Level Mean RIT	*

Overall Performance	Lo %ile < 21		LoAvg %ile 21-40		Avg %ile 41-60		HiAvg %ile 61-80		Hi %ile > 80		Mean RIT (+/- Smp Err)	Std Dev
	count	%	count	%	count	%	count	%	count	%		
Screening: Reading 6+ TX 2017 / TX Essential Knowledge and Skills Language Arts: 2017	0	0%	0	0%	1	100%	0	0%	0	0%	*	*

Name (Student ID)	Test Date	RIT (+/- Std Err)	Percentile (+/- Std Err)	Lexile® Range	Test Duration
WILSON, ADEN J. (5076)	09/16/20	219-224-229	45-55-66	1050L-1200L	23 m

Explanatory Notes

¹User norms are based on the group of students who have taken the test in the selected subject and course. These results are not comparable to results based on nationally representative norms.

Tests shown in gray are excluded from summary statistics. Either the test occurred outside the testing window for a term, had an invalid score, or was a repeat test for a student within a term.

Test Invalidation Reasons: ***1 The test duration was too short to provide a valid result. ***2 The overall RIT score for this test is above the valid range. ***3 The overall RIT score for this test is below the valid range.

***4 The standard error for this test is below acceptable limits. ***5 The standard error for this test is above acceptable limits. ***6 The test has been identified as invalid. ***7 High level of rapid guessing has invalidated test.

Due to statistical unreliability, summary data for groups of less than 10 are not shown.

* This data is not available for reporting. Please refer to help and documentation for more information.

Lexile® is a trademark of MetaMetrics, Inc., and is registered in the United States and abroad.



Grade Report

Grade 11

Term: Fall 2020-2021
District: Rains ISD
School: Rains High School

Norms Reference Data: 2020 and User Norms¹.
Weeks of Instruction: 4 (Fall 2020)
Grouping: None
Small Group Display: No

Math: Geometry

Summary	
Total Students With Valid Growth Test Scores	3
Mean RIT	*
Standard Deviation	*
District Grade Level Mean RIT	225
Students At or Above District Grade Level Mean RIT	*
Norm Grade Level Mean RIT	234.7
Students At or Above Norm Grade Level Mean RIT	*

Overall Performance	Lo %ile < 21		LoAvg %ile 21-40		Avg %ile 41-60		HiAvg %ile 61-80		Hi %ile > 80		Mean RIT (+/- Smp Err)	Std Dev
	count	%	count	%	count	%	count	%	count	%		
Math: Geometry	1	33%	0	0%	2	67%	0	0%	0	0%	*	*

Explanatory Notes

¹User norms are based on the group of students who have taken the test in the selected subject and course. These results are not comparable to results based on nationally representative norms.

Tests shown in gray are excluded from summary statistics. Either the test occurred outside the testing window for a term, had an invalid score, or was a repeat test for a student within a term.

Test Invalidation Reasons: ^{***1} The test duration was too short to provide a valid result. ^{***2} The overall RIT score for this test is above the valid range. ^{***3} The overall RIT score for this test is below the valid range.

^{***4} The standard error for this test is below acceptable limits. ^{***5} The standard error for this test is above acceptable limits. ^{***6} The test has been identified as invalid. ^{***7} High level of rapid guessing has invalidated test.

Due to statistical unreliability, summary data for groups of less than 10 are not shown.

* This data is not available for reporting. Please refer to help and documentation for more information.

Lexile® is a trademark of MetaMetrics, Inc., and is registered in the United States and abroad.

Math: Geometry

Growth: Geometry NWEA 2017 / NWEA Mathematics: 2017

Summary	
Total Students With Valid Growth Test Scores	3
Mean RIT	*
Standard Deviation	*
District Grade Level Mean RIT	225
Students At or Above District Grade Level Mean RIT	*
Norm Grade Level Mean RIT	234.7
Students At or Above Norm Grade Level Mean RIT	*

	Lo %ile < 21		LoAvg %ile 21-40		Avg %ile 41-60		HiAvg %ile 61-80		Hi %ile > 80		Mean RIT (+/- Smp Err)	Std Dev
	count	%	count	%	count	%	count	%	count	%		
Overall Performance												
Growth: Geometry NWEA 2017 / NWEA Mathematics: 2017	1	33%	0	0%	2	67%	0	0%	0	0%	*	*
Goal Area												
Properties of Geometric Shapes	1	33%	0	0%	2	67%	0	0%	0	0%	*	*
Measurement of Geometric Shapes	1	33%	1	33%	1	33%	0	0%	0	0%	*	*
Geometric Relationships	1	33%	1	33%	0	0%	1	33%	0	0%	*	*

Explanatory Notes

¹User norms are based on the group of students who have taken the test in the selected subject and course. These results are not comparable to results based on nationally representative norms.

Tests shown in gray are excluded from summary statistics. Either the test occurred outside the testing window for a term, had an invalid score, or was a repeat test for a student within a term.

Test Invalidation Reasons: ***1 The test duration was too short to provide a valid result. ***2 The overall RIT score for this test is above the valid range. ***3 The overall RIT score for this test is below the valid range.

***4 The standard error for this test is below acceptable limits. ***5 The standard error for this test is above acceptable limits. ***6 The test has been identified as invalid. ***7 High level of rapid guessing has invalidated test.

Due to statistical unreliability, summary data for groups of less than 10 are not shown.

* This data is not available for reporting. Please refer to help and documentation for more information.

Lexile® is a trademark of MetaMetrics, Inc., and is registered in the United States and abroad.



Grade Report

Grade 11

Term: Fall 2020-2021
District: Rains ISD
School: Rains High School

Norms Reference Data: 2020 and User Norms¹.
Weeks of Instruction: 4 (Fall 2020)
Grouping: None
Small Group Display: No

Math: Integrated Math 1

Summary	
Total Students With Valid Growth Test Scores	1
Mean RIT	*
Standard Deviation	*
District Grade Level Mean RIT	206
Students At or Above District Grade Level Mean RIT	*
Norm Grade Level Mean RIT	*
Students At or Above Norm Grade Level Mean RIT	*

Overall Performance	Lo %ile < 21		LoAvg %ile 21-40		Avg %ile 41-60		HiAvg %ile 61-80		Hi %ile > 80		Mean RIT (+/- Smp Err)	Std Dev
	count	%	count	%	count	%	count	%	count	%		
Math: Integrated Math 1	0	0%	0	0%	0	0%	0	0%	0	0%	*	*

Explanatory Notes

¹User norms are based on the group of students who have taken the test in the selected subject and course. These results are not comparable to results based on nationally representative norms.

Tests shown in gray are excluded from summary statistics. Either the test occurred outside the testing window for a term, had an invalid score, or was a repeat test for a student within a term.

Test Invalidation Reasons: ^{***1} The test duration was too short to provide a valid result. ^{***2} The overall RIT score for this test is above the valid range. ^{***3} The overall RIT score for this test is below the valid range.

^{***4} The standard error for this test is below acceptable limits. ^{***5} The standard error for this test is above acceptable limits. ^{***6} The test has been identified as invalid. ^{***7} High level of rapid guessing has invalidated test.

Due to statistical unreliability, summary data for groups of less than 10 are not shown.

* This data is not available for reporting. Please refer to help and documentation for more information.

Lexile[®] is a trademark of MetaMetrics, Inc., and is registered in the United States and abroad.

Math: Integrated Math 1

Growth: High School Integrated Math 1 NWEA 2020 / NWEA Mathematics: 2020

Summary	
Total Students With Valid Growth Test Scores	1
Mean RIT	*
Standard Deviation	*
District Grade Level Mean RIT	206
Students At or Above District Grade Level Mean RIT	*
Norm Grade Level Mean RIT	*
Students At or Above Norm Grade Level Mean RIT	*

	Lo %ile < 21		LoAvg %ile 21-40		Avg %ile 41-60		HiAvg %ile 61-80		Hi %ile > 80		Mean RIT (+/- Smp Err)	Std Dev
	count	%	count	%	count	%	count	%	count	%		
Overall Performance												
Growth: High School Integrated Math 1 NWEA 2020 / NWEA Mathematics: 2020	0	0%	0	0%	0	0%	0	0%	0	0%	*	*
Goal Area												
Computation and Estimation with Real Numbers	0	0%	0	0%	0	0%	0	0%	0	0%	*	*
Algebraic Concepts	0	0%	0	0%	0	0%	0	0%	0	0%	*	*
Number Sense, Properties, and Number Theory	0	0%	0	0%	0	0%	0	0%	0	0%	*	*
Statistics and Probability	0	0%	0	0%	0	0%	0	0%	0	0%	*	*
Measurement	0	0%	0	0%	0	0%	0	0%	0	0%	*	*
Geometry	0	0%	0	0%	0	0%	0	0%	0	0%	*	*

Explanatory Notes

¹User norms are based on the group of students who have taken the test in the selected subject and course. These results are not comparable to results based on nationally representative norms.

Tests shown in gray are excluded from summary statistics. Either the test occurred outside the testing window for a term, had an invalid score, or was a repeat test for a student within a term.

Test Invalidation Reasons: ***1 The test duration was too short to provide a valid result. ***2 The overall RIT score for this test is above the valid range. ***3 The overall RIT score for this test is below the valid range.

***4 The standard error for this test is below acceptable limits. ***5 The standard error for this test is above acceptable limits. ***6 The test has been identified as invalid. ***7 High level of rapid guessing has invalidated test.

Due to statistical unreliability, summary data for groups of less than 10 are not shown.

* This data is not available for reporting. Please refer to help and documentation for more information.

Lexile® is a trademark of MetaMetrics, Inc., and is registered in the United States and abroad.



Grade Report

Grade 11

Term: Fall 2020-2021
District: Rains ISD
School: Rains High School

Norms Reference Data: 2020 and User Norms¹.
Weeks of Instruction: 4 (Fall 2020)
Grouping: None
Small Group Display: No

Language Arts: Reading

Summary	
Total Students With Valid Growth Test Scores	2
Mean RIT	*
Standard Deviation	*
District Grade Level Mean RIT	214.5
Students At or Above District Grade Level Mean RIT	*
Norm Grade Level Mean RIT	223.5
Students At or Above Norm Grade Level Mean RIT	*

Overall Performance	Lo %ile < 21		LoAvg %ile 21-40		Avg %ile 41-60		HiAvg %ile 61-80		Hi %ile > 80		Mean RIT (+/- Smp Err)	Std Dev
	count	%	count	%	count	%	count	%	count	%		
Language Arts: Reading	1	50%	0	0%	1	50%	0	0%	0	0%	*	*

Explanatory Notes

¹User norms are based on the group of students who have taken the test in the selected subject and course. These results are not comparable to results based on nationally representative norms.

Tests shown in gray are excluded from summary statistics. Either the test occurred outside the testing window for a term, had an invalid score, or was a repeat test for a student within a term.

Test Invalidation Reasons: ^{***1} The test duration was too short to provide a valid result. ^{***2} The overall RIT score for this test is above the valid range. ^{***3} The overall RIT score for this test is below the valid range.

^{***4} The standard error for this test is below acceptable limits. ^{***5} The standard error for this test is above acceptable limits. ^{***6} The test has been identified as invalid. ^{***7} High level of rapid guessing has invalidated test.

Due to statistical unreliability, summary data for groups of less than 10 are not shown.

* This data is not available for reporting. Please refer to help and documentation for more information.

Lexile® is a trademark of MetaMetrics, Inc., and is registered in the United States and abroad.

Language Arts: Reading

Growth: Reading 6+ TX 2017 / TX Essential Knowledge and Skills Language Arts: 2017

Summary	
Total Students With Valid Growth Test Scores	2
Mean RIT	*
Standard Deviation	*
District Grade Level Mean RIT	214.5
Students At or Above District Grade Level Mean RIT	*
Norm Grade Level Mean RIT	223.5
Students At or Above Norm Grade Level Mean RIT	*

	Lo %ile < 21		LoAvg %ile 21-40		Avg %ile 41-60		HiAvg %ile 61-80		Hi %ile > 80		Mean RIT (+/- Smp Err)	Std Dev
	count	%	count	%	count	%	count	%	count	%		
Overall Performance												
Growth: Reading 6+ TX 2017 / TX Essential Knowledge and Skills Language Arts: 2017	1	50%	0	0%	1	50%	0	0%	0	0%	*	*
Goal Area												
Author's Purpose and Craft	1	50%	0	0%	1	50%	0	0%	0	0%	*	*
Multiple Genres	0	0%	2	100%	0	0%	0	0%	0	0%	*	*
Foundational Language Skills: Vocabulary	1	50%	0	0%	0	0%	1	50%	0	0%	*	*

Explanatory Notes

¹User norms are based on the group of students who have taken the test in the selected subject and course. These results are not comparable to results based on nationally representative norms.

Tests shown in gray are excluded from summary statistics. Either the test occurred outside the testing window for a term, had an invalid score, or was a repeat test for a student within a term.

Test Invalidation Reasons: ***1 The test duration was too short to provide a valid result. ***2 The overall RIT score for this test is above the valid range. ***3 The overall RIT score for this test is below the valid range.

***4 The standard error for this test is below acceptable limits. ***5 The standard error for this test is above acceptable limits. ***6 The test has been identified as invalid. ***7 High level of rapid guessing has invalidated test.

Due to statistical unreliability, summary data for groups of less than 10 are not shown.

* This data is not available for reporting. Please refer to help and documentation for more information.

Lexile® is a trademark of MetaMetrics, Inc., and is registered in the United States and abroad.



Grade Report

Grade 12

Term: Fall 2020-2021
District: Rains ISD
School: Rains High School

Norms Reference Data: 2020 Norms.
Weeks of Instruction: 4 (Fall 2020)
Grouping: None
Small Group Display: No

Math: Integrated Math 1

Summary	
Total Students With Valid Growth Test Scores	2
Mean RIT	*
Standard Deviation	*
District Grade Level Mean RIT	212
Students At or Above District Grade Level Mean RIT	*
Norm Grade Level Mean RIT	*
Students At or Above Norm Grade Level Mean RIT	*

Overall Performance	Lo %ile < 21		LoAvg %ile 21-40		Avg %ile 41-60		HiAvg %ile 61-80		Hi %ile > 80		Mean RIT (+/- Smp Err)	Std Dev
	count	%	count	%	count	%	count	%	count	%		
Math: Integrated Math 1	0	0%	0	0%	0	0%	0	0%	0	0%	*	*

Explanatory Notes

Tests shown in gray are excluded from summary statistics. Either the test occurred outside the testing window for a term, had an invalid score, or was a repeat test for a student within a term.

Test Invalidation Reasons: ***1 The test duration was too short to provide a valid result. ***2 The overall RIT score for this test is above the valid range. ***3 The overall RIT score for this test is below the valid range.

***4 The standard error for this test is below acceptable limits. ***5 The standard error for this test is above acceptable limits. ***6 The test has been identified as invalid. ***7 High level of rapid guessing has invalidated test.

Due to statistical unreliability, summary data for groups of less than 10 are not shown.

* This data is not available for reporting. Please refer to help and documentation for more information.

Lexile® is a trademark of MetaMetrics, Inc., and is registered in the United States and abroad.

Math: Integrated Math 1

Growth: High School Integrated Math 1 NWEA 2020 / NWEA Mathematics: 2020

Summary	
Total Students With Valid Growth Test Scores	2
Mean RIT	*
Standard Deviation	*
District Grade Level Mean RIT	212
Students At or Above District Grade Level Mean RIT	*
Norm Grade Level Mean RIT	*
Students At or Above Norm Grade Level Mean RIT	*

	Lo %ile < 21		LoAvg %ile 21-40		Avg %ile 41-60		HiAvg %ile 61-80		Hi %ile > 80		Mean RIT (+/- Smp Err)	Std Dev
	count	%	count	%	count	%	count	%	count	%		
Overall Performance												
Growth: High School Integrated Math 1 NWEA 2020 / NWEA Mathematics: 2020	0	0%	0	0%	0	0%	0	0%	0	0%	*	*
Goal Area												
Computation and Estimation with Real Numbers	0	0%	0	0%	0	0%	0	0%	0	0%	*	*
Algebraic Concepts	0	0%	0	0%	0	0%	0	0%	0	0%	*	*
Number Sense, Properties, and Number Theory	0	0%	0	0%	0	0%	0	0%	0	0%	*	*
Statistics and Probability	0	0%	0	0%	0	0%	0	0%	0	0%	*	*
Measurement	0	0%	0	0%	0	0%	0	0%	0	0%	*	*
Geometry	0	0%	0	0%	0	0%	0	0%	0	0%	*	*

Explanatory Notes

Tests shown in gray are excluded from summary statistics. Either the test occurred outside the testing window for a term, had an invalid score, or was a repeat test for a student within a term.

Test Invalidation Reasons: ***1 The test duration was too short to provide a valid result. ***2 The overall RIT score for this test is above the valid range. ***3 The overall RIT score for this test is below the valid range.

***4 The standard error for this test is below acceptable limits. ***5 The standard error for this test is above acceptable limits. ***6 The test has been identified as invalid. ***7 High level of rapid guessing has invalidated test.

Due to statistical unreliability, summary data for groups of less than 10 are not shown.

* This data is not available for reporting. Please refer to help and documentation for more information.

Lexile® is a trademark of MetaMetrics, Inc., and is registered in the United States and abroad.



Grade Report

Grade 12

Term: Fall 2020-2021
District: Rains ISD
School: Rains High School

Norms Reference Data: 2020 Norms.
Weeks of Instruction: 4 (Fall 2020)
Grouping: None
Small Group Display: No

Language Arts: Reading

Summary	
Total Students With Valid Growth Test Scores	3
Mean RIT	*
Standard Deviation	*
District Grade Level Mean RIT	208.3
Students At or Above District Grade Level Mean RIT	*
Norm Grade Level Mean RIT	223.8
Students At or Above Norm Grade Level Mean RIT	*

	Lo %ile < 21		LoAvg %ile 21-40		Avg %ile 41-60		HiAvg %ile 61-80		Hi %ile > 80		Mean RIT (+/- Smp Err)	Std Dev
	count	%	count	%	count	%	count	%	count	%		
Overall Performance												
Language Arts: Reading	2	67%	0	0%	0	0%	1	33%	0	0%	*	*

Explanatory Notes

Tests shown in gray are excluded from summary statistics. Either the test occurred outside the testing window for a term, had an invalid score, or was a repeat test for a student within a term.

Test Invalidation Reasons: ***1 The test duration was too short to provide a valid result. ***2 The overall RIT score for this test is above the valid range. ***3 The overall RIT score for this test is below the valid range.

***4 The standard error for this test is below acceptable limits. ***5 The standard error for this test is above acceptable limits. ***6 The test has been identified as invalid. ***7 High level of rapid guessing has invalidated test.

Due to statistical unreliability, summary data for groups of less than 10 are not shown.

* This data is not available for reporting. Please refer to help and documentation for more information.

Lexile® is a trademark of MetaMetrics, Inc., and is registered in the United States and abroad.

Language Arts: Reading

Growth: Reading 6+ TX 2017 / TX Essential Knowledge and Skills Language Arts: 2017

Summary	
Total Students With Valid Growth Test Scores	3
Mean RIT	*
Standard Deviation	*
District Grade Level Mean RIT	208.3
Students At or Above District Grade Level Mean RIT	*
Norm Grade Level Mean RIT	223.8
Students At or Above Norm Grade Level Mean RIT	*

	Lo %ile < 21		LoAvg %ile 21-40		Avg %ile 41-60		HiAvg %ile 61-80		Hi %ile > 80		Mean RIT (+/- Smp Err)	Std Dev
	count	%	count	%	count	%	count	%	count	%		
Overall Performance												
Growth: Reading 6+ TX 2017 / TX Essential Knowledge and Skills Language Arts: 2017	2	67%	0	0%	0	0%	1	33%	0	0%	*	*
Goal Area												
Author's Purpose and Craft	2	67%	0	0%	0	0%	1	33%	0	0%	*	*
Multiple Genres	2	67%	0	0%	0	0%	1	33%	0	0%	*	*
Foundational Language Skills: Vocabulary	2	67%	0	0%	0	0%	0	0%	1	33%	*	*

Explanatory Notes

Tests shown in gray are excluded from summary statistics. Either the test occurred outside the testing window for a term, had an invalid score, or was a repeat test for a student within a term.

Test Invalidation Reasons: ***1 The test duration was too short to provide a valid result. ***2 The overall RIT score for this test is above the valid range. ***3 The overall RIT score for this test is below the valid range.

***4 The standard error for this test is below acceptable limits. ***5 The standard error for this test is above acceptable limits. ***6 The test has been identified as invalid. ***7 High level of rapid guessing has invalidated test.

Due to statistical unreliability, summary data for groups of less than 10 are not shown.

* This data is not available for reporting. Please refer to help and documentation for more information.

Lexile® is a trademark of MetaMetrics, Inc., and is registered in the United States and abroad.

CHECK NUMBER	VENDOR	INVOICE DESCRIPTION	CHECK DATE	INVOICE DATE	AMOUNT
59842	BANKERS PRODUCTS AND	STUDENT HANDBOOKS TO BE ENCUMBERED FOR THE START OF THE SCHOOL YEAR	09/04/2020	08/19/2020	540.00
59843	BROWN, SHANNON	Physical Therapy Svcs. for August 2020 for implementation of IEP goals/obj.; Details on file in District SpEd Office	09/04/2020	08/31/2020	1,015.00
59844	CC MATHIS LLC	Consultative Services for Full Individual Evaluation and Comprehensive report writing	09/04/2020	08/30/2020	550.00
59845	COCA-COLA S.W. BEVER		09/04/2020	08/31/2020	245.73
59846	CORE ESSENTIAL VALUE	Seedlings, prek web based curriculum and K-5th grade web based curriculum	09/04/2020	08/13/2020	260.00
59847	GANDY INK	Royal/Black polos for Band Staff; Royal/white polos for Band Staff	09/04/2020	08/18/2020	108.00
59849	GREENVILLE SUPPLY CO	INV #518492 ELONG CLOSET SEATS OFLC; H-541-ASD 1" SCREW DRIVER STOP KIT; 35/5/440 USA CAP; 80/7.5 USA CAP; 2 PD 40AMP 24V CONTACTOR; 20X24X1 DISP FILTER; 20X20X1 DISPOSAL FILTE; 108-165 120V CAPECITOR - MAINT DEPT INV #518843 TAS METER CART; MOEN METER CART; SLOW CLOSE SINGLE BASIN FCT; 2 H.P. MOTOR (A/C); FRT MAINT DEPTINV #518920 CB FAUCET (SINK FOR JR. HGIH) - MAINT DEPT INV #519015 SLOAN KIT - MAINT DEPT INV #519395 FAN BLADE 332 CCW PROPELLER;HUB ADPT - MAINT DEPT	09/04/2020	08/11/2020	1,975.47
59850	KURZ & CO.		09/04/2020	08/31/2020	204.40
	KURZ & CO.		09/04/2020	08/31/2020	137.12
	KURZ & CO.		09/04/2020	08/31/2020	108.45
59851	MATHESON	MILLER CLASSIC WELDING HOODS - NEEDED FOR INDIVIDUAL USE PER CLASS DUE TO COVID 19	09/04/2020	08/31/2020	2,126.39
59852	MCKAY MUSIC CO.	18" Vianeese crash cymbals, 8AL triangle, 6B8 triangle, Cymbanl straps	09/04/2020	08/31/2020	607.65
	MCKAY MUSIC CO.	Normandy clarinet repair (ticket #387641)	09/04/2020	08/31/2020	55.80
59853	RAINS COUNTY APPRAIS	INVOICE #4-2020; THIRD QUARTER APPRAISAL AND COLLECTION FEES	09/04/2020	08/31/2020	77,339.46
59854	RAINS ISD FOOD SERVI	Lunch for New Teacher Academy Day 4 "Graduation Day"- February 2020	09/04/2020	08/27/2020	90.00
59855	REGION 7 EDUCATION S	REGION 7 T-TESS DAY 1; DAY AND DAY 3; SESSION #082901, #082893, #082909; WEBINAR	09/04/2020	08/06/2020	300.00
59856	THE HOME DEPOT PRO		09/04/2020	08/31/2020	115.26
	THE HOME DEPOT PRO		09/04/2020	08/31/2020	314.24
	THE HOME DEPOT PRO		09/04/2020	08/31/2020	44.33
59860	TURNER HOLDINGS DBA		09/04/2020	08/31/2020	163.51
	TURNER HOLDINGS DBA		09/04/2020	08/31/2020	174.25
	TURNER HOLDINGS DBA		09/04/2020	08/31/2020	349.51
	TURNER HOLDINGS DBA		09/04/2020	08/31/2020	336.88
	TURNER HOLDINGS DBA		09/04/2020	08/31/2020	152.75
	TURNER HOLDINGS DBA		09/04/2020	08/31/2020	103.75
	TURNER HOLDINGS DBA		09/04/2020	08/31/2020	256.50
	TURNER HOLDINGS DBA		09/04/2020	08/31/2020	105.75
	TURNER HOLDINGS DBA		09/04/2020	08/31/2020	84.00
	TURNER HOLDINGS DBA		09/04/2020	08/31/2020	46.51
	TURNER HOLDINGS DBA		09/04/2020	08/31/2020	225.00
	TURNER HOLDINGS DBA		09/04/2020	08/31/2020	130.51
	TURNER HOLDINGS DBA		09/04/2020	08/31/2020	104.76
	TURNER HOLDINGS DBA		09/04/2020	08/31/2020	34.26
	TURNER HOLDINGS DBA		09/04/2020	08/31/2020	267.26
	TURNER HOLDINGS DBA		09/04/2020	08/31/2020	104.76

CHECK		INVOICE	CHECK	INVOICE	AMOUNT
NUMBER	VENDOR	DESCRIPTION	DATE	DATE	
59860	TURNER HOLDINGS DBA		09/04/2020	08/31/2020	176.25
	TURNER HOLDINGS DBA		09/04/2020	08/31/2020	372.13
	TURNER HOLDINGS DBA		09/04/2020	08/31/2020	198.76
	TURNER HOLDINGS DBA		09/04/2020	08/31/2020	209.50
	TURNER HOLDINGS DBA		09/04/2020	08/31/2020	120.00
	TURNER HOLDINGS DBA		09/04/2020	08/31/2020	166.51
	TURNER HOLDINGS DBA		09/04/2020	08/31/2020	151.76
	TURNER HOLDINGS DBA		09/04/2020	08/31/2020	128.26
59861	WATER EVENT-PURE WAT	AUG 2020 INVOICE #163944	09/04/2020	08/17/2020	7.50
59862	YUMI ICE CREAM CO.,		09/04/2020	08/31/2020	156.96
	YUMI ICE CREAM CO.,		09/04/2020	08/31/2020	141.84
59863	AC'CENT ENVIRONMENTA	INV #93235 ANNUAL COMPLIANCE MANAGEMENT SERVICES - TRANSPORTATION DEPT	09/10/2020	09/01/2020	1,239.00
59864	COCA-COLA S.W. BEVER		09/10/2020	09/09/2020	435.76
59865	D&D LUBE CENTER	INV #180849 OIL CHANGE VEH #33 - TRANSPORTATION DEPT	09/10/2020	09/01/2020	40.43
	D&D LUBE CENTER	INV #180902 OIL CHANGE FOR VEH #37- PEN OIL 5W30; OIL & FILTER DISPOSAL FEE; EXTRA OIL; DISCOUNT (FLEET) - TRANSPORTATION DEPT	09/10/2020	09/04/2020	44.99
59866	DECKER, LEE	Reimburse Fingerprinting - IdentoGO by Idemia 09-02-20	09/10/2020	09/02/2020	49.26
59867	DENTON ISD	INV #09012020 BUS DRIVING SAFETY & TRAINING - TRANSPORTATION DEPT	09/10/2020	09/01/2020	100.00
59868	EDMENTUM	Reading program for Life Skills/implementation of IEP goals/obj. CIP: G1:06,09	09/10/2020	09/06/2020	240.00
	EDMENTUM	Coordinating early intervention services DIP: I:1, CIP: G:1, Obj. 2	09/10/2020	09/06/2020	2,922.00
59869	Education Galaxy, LL	Annual subscription renewal for online access for implementation of CEIS G1:Obj.1.5	09/10/2020	09/08/2020	1,596.00
59870	EICHELBAUM WARDELL	Annual telephone retainer fee for the contract term beginning 9/1/20.	09/10/2020	09/01/2020	750.00
59871	EQUITY CENTER	2020-2021 Membership Fee for Jennifer Johnson, Superintendent and Jeff Fisher, Assistant Superintendent of Finance.	09/10/2020	09/01/2020	1,795.00
59872	FORECAST 5 ANALYTICS	5 SIGHT LICENSE AGREEMENT AND 5 LAB LICENSE AGREEMENT	09/10/2020	09/01/2020	15,150.00
59873	FRIENDS OF TEXAS PUB	Network Membership 2020-2021	09/10/2020	09/01/2020	350.00
59874	IDEMIA IDENTITY & SE	FINGERPRINTING FOR WANDA HURST	09/10/2020	09/09/2020	39.75
59876	J & R AUTO SUPPLY	INV #98545 COOLANT CONDITIONER; HEATER CORE (VEH #43) - TRANSPORTATION DEPT	09/10/2020	09/01/2020	54.23
	J & R AUTO SUPPLY	INV #98801 CABIN AIR FILTER (VEH #37) - TRANSPORTATION DEPT INV #98977 UPPER CONTROL ARM BUSHING OR KIT (VEH #36) - TRANSPORTATION DEPT	09/10/2020	09/08/2020	62.89
	J & R AUTO SUPPLY	INV #98798 TRUFLEX BELTS (FOR EXHAUST FAN AT INTERMEDIATE KITCHEN) - MAINT DEPT	09/10/2020	09/04/2020	6.54
59877	KURZ & CO.		09/10/2020	09/09/2020	131.50
	KURZ & CO.		09/10/2020	09/09/2020	131.40
59878	NETEX COMPOSTING INC	INV #22765,22817 GREASE REMOVED FROM INTERMEDIATE; GREASE REMOVED FROM HIGH SCHOOL; GREASE REMOVED FROM ELEMENTARY; FILING FEE - OPERATIONS DEPT	09/10/2020	09/01/2020	1,445.00
59879	PEOPLES COMMUNICATIO	MO SER FOR SEPT 2020	09/10/2020	09/01/2020	1,565.86
59880	PRODUCTIVITY CENTER,	TCLEDDS Subscription Renewal for August 2020 - August 2021 Category B for Officer Laci J. Brimer	09/10/2020	09/01/2020	162.00
59881	RAINS ISD FOOD SERVI	INV #5775809 CREAMER; TEA BAGS; 25 # SUGAR -	09/10/2020	09/01/2020	169.23

CHECK NUMBER	VENDOR	INVOICE DESCRIPTION	CHECK DATE	INVOICE DATE	AMOUNT
		OPERATIONS DEPT			
59882	SCHLOSSER, LORRAINE	FINGERPRINTING REIMBURSEMENT	09/10/2020	09/01/2020	40.58
59883	TASB POLICY SERVICE	INV #584566 FACILITY SVCS ENVIRONMENTAL	09/10/2020	09/01/2020	2,500.00
		MEMBERSHIP DUE FOR 2020 - 2021 - OPERATIONS DEPT			
59884	TASB HUMAN RESOURCE	TASB Invoice #582137- Policy Service	09/10/2020	09/01/2020	2,125.00
		Subscription 09/01/2020-08/31/2021 Invoice			
		#583167- Policy Online Maintenance			
		09/01/2020-08/31/2021			
	TASB HUMAN RESOURCE	Boardbook SUBSCRIPTION INVOICE # 580697	09/10/2020	09/01/2020	1,250.00
59885	TASSP	TASSP MEMBERSHIP	09/10/2020	09/01/2020	255.00
59886	TEACHTOWN	Social, emotional learning to meet the needs of	09/10/2020	09/01/2020	5,029.81
		students with special needs as well as IEP goals,			
		G1: Obj. 1.4, 1.6			
59887	TEXAS ASSOCIATION OF	2020-2021 Annual Membership for Jennifer Johnson	09/10/2020	09/01/2020	500.00
59888	TX Assn. of Communit	Texas Association of Community Schools Membership	09/10/2020	09/01/2020	600.00
		for 2020-2021			
59889	TEXAS EDUCATION NEWS	2020-2021 Texas Education News Renewal	09/10/2020	09/01/2020	215.00
59890	THE HOME DEPOT PRO		09/10/2020	09/09/2020	165.46
	THE HOME DEPOT PRO		09/10/2020	09/09/2020	90.08
	THE HOME DEPOT PRO		09/10/2020	09/09/2020	315.80
59892	TURNER HOLDINGS DBA		09/10/2020	09/09/2020	375.00
	TURNER HOLDINGS DBA		09/10/2020	09/09/2020	115.75
	TURNER HOLDINGS DBA		09/10/2020	09/09/2020	176.00
	TURNER HOLDINGS DBA		09/10/2020	09/09/2020	128.26
	TURNER HOLDINGS DBA		09/10/2020	09/09/2020	107.63
	TURNER HOLDINGS DBA		09/10/2020	09/09/2020	60.00
	TURNER HOLDINGS DBA		09/10/2020	09/09/2020	151.50
	TURNER HOLDINGS DBA		09/10/2020	09/09/2020	80.50
59893	BANKERS PRODUCTS AND	75 Handbooks	09/10/2020	08/19/2020	686.40
59894	EMORY AUTO SALES	INV #338893 OIL FILTERS (BUS #31); 5W30 OIL	09/10/2020	08/20/2020	43.53
		(BUS #31) - TRANSPORTATION DEPT			
59895	JENKINS, LAURA	Reimbursement for Classmarker.com using for	09/10/2020	08/20/2020	19.95
		secure test-taking using Classroom Budget.			
		Incorrectly placed in the 20-21 fiscal year.			
59896	MASTER AUDIO VISUALS	QUOTE #Q33636; HS TWELVE ROOM AUDIO UPGRADE DUE	09/10/2020	08/11/2020	4,029.50
		TO COVID 19			
59897	THE FIRE ANT MAN	INV #8292020 SEMI-ANNUAL FIRE ANT TREATMENT;	09/10/2020	08/29/2020	2,107.00
		TRAVEL - OPERATIONS DEPT			
59898	MAGNEGAS WELDING SUP	INV #00040118 OXY200 CYLINDER RENTAL -	09/10/2020	08/31/2020	11.78
		TRANSPORTATION DEPT			
59899	VARSITY	JH CHEER UNIFORMS TO BE ENCUMBERED FOR THE START	09/10/2020	08/28/2020	796.00
		OF THE SCHOOL YEAR			
	VARSITY	Poms: 7 blue and 7 white	09/10/2020	08/28/2020	175.50
59900	W.W. NORTON & COMPAN	Text book for Government 2305 dual credit	09/10/2020	08/31/2020	999.51
		students. "We the People" with Ebook and			
		InQuizitive, ISBN 9780393679670.			
59901	AADVANTAGE LAUNDRY S	INV #1504978 DOOR GASKET, UC27-35; SHPG/HNDLG	09/16/2020	08/31/2020	79.91
		(J.H. WASHING MACHINE) - MAINT DEPT			
59902	ALBA TRACTOR	INV #08312020 FINANCE CHARGES - GROUNDS	09/16/2020	08/31/2020	3.37
		DEPT			
59903	AMERICAN 3B SCIENTIF	CPR Simon Full Body Simulator #M-1009220, 1/2	09/16/2020	08/31/2020	5,657.95
		life-size muscle figure #M-1019231, heart model			
		#M-1000268, Bone Trainer, RT humerus #M-1019604,			
		Posters 20"x26" laminated: #M-1001470,			
		#M-1001524, #M-1001494, #M-1001620, #M-1001622,			
		#M-1001554, #M-1001592, #M-1001616			

CHECK NUMBER	VENDOR	INVOICE DESCRIPTION	CHECK DATE	INVOICE DATE	AMOUNT
59904	ATMOS ENERGY	ACCTS: 3019692360, 3029420269, 3019692191 MO SERV FROM 08-12 TO 09-09-20	09/16/2020	08/31/2020	391.15
59905	BANKERS PRODUCTS AND	Banker's Products - Intermediate envelopes - requested by Renee Dudley	09/16/2020	08/31/2020	379.98
59906	KANDI OAKS DBA CIRCL	QUOTE #10214; NECK GATORS FOR VOLLEYBALL	09/16/2020	08/31/2020	220.00
	KANDI OAKS DBA CIRCL	QUOTE #10214; TOWELS AND SHIRTS FOR VOLLEYBALL	09/16/2020	08/31/2020	130.00
59907	TEXAS DEPT. OF PUBLI	Name-based CH Checks & Clearinghouse Subscriptions Inv. CRS-202008-198697 -- 08/01/2020-08/31/2020	09/16/2020	08/31/2020	24.00
59908	EICHELBAUM WARDELL	Professional Services; Invoice 69893 7/21/20 Confer w/Dennis Eichelbaum on Supt. questions on SpEd issues, confer w/fellow shareholder on same, and follow up call to Supt. to address questions. 7/21/20 Telephone conference with Supt. and Asst. Supt regarding COVID-19, consult w/A. Mooney.	09/16/2020	07/31/2020	194.50
59909	HARDY, COOK & HARDY,	Professional Services for August 2020 and Monthly Retainer.	09/16/2020	08/31/2020	183.00
59910	INQUIRY BY DESIGN, I	Inquiry by Design - Full Course Core Curriculum for grades 9-12 RLA	09/16/2020	08/31/2020	35,856.00
	INQUIRY BY DESIGN, I	Inquiry by Design 9th-12th Full Course Core Curriculum and Annual Digital Subscription	09/16/2020	08/31/2020	3,486.00
59911	LISA COWAN OTR, PC	Occupational Therapy Svcs. for August 2020; for implementation of IEP goals/obj.; Details on file in District SpEd Office	09/16/2020	08/31/2020	1,980.00
59912	MCKAY MUSIC CO.	BAND INSTRUMENT REPAIRS	09/16/2020	08/31/2020	2,069.00
59913	SAVVAS LEARNING CO L	Adobe Press : Classroom in a Book, Savvas Quote #123850-1, ISBN #9780136411871	09/16/2020	08/31/2020	813.53
59914	School Health Corpor	sphygmanometers kits w/stethoscope, clorox wipes 700ct #56711, avaciard 16/9oz #34334, disp pen lights #90650	09/16/2020	08/03/2020	475.60
59915	STENHOUSE PUBLISHERS	Patterns of Power Plus for Grades 3-5 (Grammar Resources) Stenhouse Proposal #: RD1003	09/16/2020	08/31/2020	2,736.99
59916	ADAMS, ELIZABETH	Orientation and Mobility Services for Sept. 2020; Contract on file in Dist. SpEd office	09/16/2020	09/10/2020	170.00
59917	ALERT SERVICES INC	1 bx of 24 royal blue powerflex coban wrap #5750920 2"x7.5 yards	09/16/2020	09/11/2020	56.24
59918	BLACK, CRISTA	Crista Black - Observe, coach and support staff with the implementation and planning of Fontas and Pinnell Classroom.	09/16/2020	09/09/2020	850.00
59919	BUS AIR LLC DBA PROA	INV #24542 COMPRESSOR CLUTCH ASSY (BUS #3); FILTER DRYER (BUS #3); RELAY 30 AMP 5 PRONG (BUS #3); FREIGHT - TRANSPORTATION DEPT	09/16/2020	09/03/2020	436.43
59920	Carrier Enterprise,	INV #Q96911552 INDOOR FAN MOTOR; FREIGHT (FOR FIELD HOUSE) - MAINT DEPT	09/16/2020	09/08/2020	608.00
59921	CDW-G	HP 30X-BLACK ORIGINAL LASER JET TONER CARTRIDGE	09/16/2020	09/02/2020	79.59
	CDW-G	LASERJET PRINTER FOR JH LIBRARY	09/16/2020	09/10/2020	217.55
59922	COCA-COLA S.W. BEVER		09/16/2020	09/15/2020	154.31
59923	COMPLETE SUPPLY INC	INV #242141 LARGE ANGLE PLASTIC BROOM 48" METAL HANDLE - TRANSPORTATION DEPT	09/16/2020	09/14/2020	51.42
59924	DUKO OIL COMPANY	INV #195793 REGULAR UNLEADED 87 OCTANE; DYED DIESEL RDD - TRANSPORTATION DEPT	09/16/2020	09/03/2020	3,840.75
59925	EDGEWOOD ISD	Check to Edgewood ISD for tickets we sold on their behalf for varsity football game at Edgewood on 9/4/2020.	09/16/2020	09/14/2020	1,450.00
59926	EDMENTUM	EDMENTUM PROGRAM LICENSES FOR MATH AND ELA	09/16/2020	09/10/2020	1,990.00

CHECK NUMBER	VENDOR	INVOICE DESCRIPTION	CHECK DATE	INVOICE DATE	AMOUNT
59927	GOLDEN CHILD RESOURC	Materials for classroom structure for implementation of IEP goals/obj.	09/16/2020	09/09/2020	307.45
59928	J & R AUTO SUPPLY	INV #99100 OCTANE BOOST 15 OZ (BUS #10 & 18) - TRANSPORTATION DEPT	09/16/2020	09/09/2020	71.30
	J & R AUTO SUPPLY	INV #99447 TRUFLEX BELTS (HS KITCHEN VENT HOOD - MAINT DEPT	09/16/2020	09/14/2020	6.06
59929	MINEOLA ATHLETICS	CROSS COUNTRY ENTRY FEE 2020; HS/JH BOYS & GIRLS	09/16/2020	09/15/2020	250.00
59930	NCS PEARSON, Inc.	Digital scoring/reports for evaluations	09/16/2020	09/10/2020	105.00
59931	NEWS-2-YOU INC.	Subscription renewal for online current events for implementation of IEP goals/obj.	09/16/2020	09/14/2020	382.16
59932	O'NEAL, SHALA	Off home campus visit for implementation of IEP goals/obj. Gl:12; Sept. 2020	09/16/2020	09/16/2020	200.56
59933	O'REILLY AUTO PARTS	INV #5658-260391 BATTERY (FOR FIELD HOUSE GOLF CART); BATTERY FEE - MAINT DEPT	09/16/2020	09/10/2020	75.57
59934	O'Reilly Auto Parts	INV #5658-2610009 HEADLAMP ADJUSTER (VEH #43) - TRANSPORTATION DEPT INV #5658-261070 COOLANT HOSE (BUS #3) - TRANSPORTATION DEPT	09/16/2020	09/14/2020	46.20
59935	RENTAL ONE	INV #1134327-0002 BOOM LIFT 40' ELEC ART NARROW; TX UNIT PROPERTY TAX; DELIVERY CHARGE; PICKUP CHARGE; DAMAGE WAIVER - ATHLETIC DEPT	09/16/2020	09/10/2020	848.36
59936	SAMS CLUB DIRECT	INV #4812409471 WHITE 8' BANQUET TABLES - MAINT DEPT	09/16/2020	09/14/2020	3,199.20
59938	TERMINIX INTERNATION	INV #400210967 MONTHLY SCHEDULED PEST CONTROL FOR ELEMENTARY KITCHEN - OPERATIONS DEPT INV #400212205 MONTHLY SCHEDULED PEST CONTROL FOR INTERMEDIATE KITCHEN - OPERATIONS DEPT INV #400212667 MONTHLLT SCHEDULED PEST CONTROL FOR JR HIGH KITCHEN - OPERATIONS DEPT INV #400212667 MONTHLY SCHEDULED PEST CONTROL FOR HIGH SCHOOL KITCHEN - OPERATIONS DEPT	09/16/2020	09/02/2020	260.00
59939	THE ART OF EDUCATION	Flex Curriculum - Art of Education University online resource for ART	09/16/2020	09/11/2020	499.00
59940	Trane U.S., Inc.	INV #8812739 CONDENSER FAN MOTOR FOR ELEMENTARY - MAINT DEPT; INV #8812739 FREIGHT - MAINT DEPT	09/16/2020	09/02/2020	236.16
59942	TURNER HOLDINGS DBA		09/16/2020	09/15/2020	232.88
	TURNER HOLDINGS DBA		09/16/2020	09/15/2020	303.75
	TURNER HOLDINGS DBA		09/16/2020	09/15/2020	163.63
	TURNER HOLDINGS DBA		09/16/2020	09/15/2020	197.75
	TURNER HOLDINGS DBA		09/16/2020	09/15/2020	84.00
	TURNER HOLDINGS DBA		09/16/2020	09/15/2020	177.00
	TURNER HOLDINGS DBA		09/16/2020	09/15/2020	94.00
	TURNER HOLDINGS DBA		09/16/2020	09/15/2020	103.76
	TURNER HOLDINGS DBA		09/16/2020	09/15/2020	104.76
59943	WILEY, STEPHANIE	Meals for Varsity cheer 16 cheerleaders and 1 coach	09/16/2020	09/16/2020	170.00
59944	YUMI ICE CREAM CO.,		09/16/2020	09/15/2020	495.36
	YUMI ICE CREAM CO.,		09/16/2020	09/15/2020	310.80
	YUMI ICE CREAM CO.,		09/16/2020	09/15/2020	277.20
59948	WALMART COMMUNITY	FOOD SERVICE SUPPLIES FOR CATERING NOT TO EXCEED \$300.00 PER C. SHORT	09/23/2020	08/31/2020	124.52
	WALMART COMMUNITY	Start-up for 20-21. PK classroom needs: wipes, colored paper, sanitizer, zip bags.	09/23/2020	08/31/2020	151.59
	WALMART COMMUNITY	WALMART STUDENT SCHOOL SUPPLIES NEEDED FOR THE START OF THE SCHOOL YEAR; PURCHASED BY THE SCHOOL	09/23/2020	08/31/2020	2,998.60
	WALMART COMMUNITY	WALMART SUPPLIES FOR BACK TO SCHOOL; FOR BALANCE	09/23/2020	08/31/2020	609.84

CHECK NUMBER	VENDOR	INVOICE DESCRIPTION	CHECK DATE	INVOICE DATE	AMOUNT
		ON PO 3002000144 CLOSED IN ERROR			
	WALMART COMMUNITY	Misc supplies for staff development 2020; TO REPLACE PO 4002000422 CLOSED IN ERROR	09/23/2020	08/31/2020	297.92
	WALMART COMMUNITY	Walmart: School provided school supplies for students	09/23/2020	08/31/2020	4,623.49
	WALMART COMMUNITY	FOOD SERVICE SUPPLIES - OFFICE SUPPLIES AND TEA URNS FOR CAFETERIAS PER C. SHORT	09/23/2020	08/31/2020	62.20
	WALMART COMMUNITY	Supplies for Back to School Breakfast/Lunch for All Employees in August 2020 (cups, napkins, cutlery, plastic, and plates)	09/23/2020	08/31/2020	81.79
	WALMART COMMUNITY	Supplies to be used in Special Education classes for implementation of IEP goals/obj.	09/23/2020	08/31/2020	117.75
59949	ADVANTAGE COPY SYSTE	Color copies for elementary 7-12 to 8-11	09/24/2020	08/31/2020	99.40
	ADVANTAGE COPY SYSTE	INVOICE 117447; COLOR COPIER CHARGES SERIAL NUMBER JME06754 AUG 2020	09/24/2020	08/31/2020	69.15
59950	FOOD SERVICE ASSISTA	INVOICE R0820; CONSULTING FEE FOR AUGUST 2020 BASED ON 17036 MEALS	09/24/2020	08/31/2020	1,362.84
59951	NCS Pearson Inc., DB	Digital Assessment Protocols/sub-tests used for student evaluations	09/24/2020	08/31/2020	15.75
59952	NORTHWESTERN EVALUAT	MAP growth K-12. We will use in grades K-10. Quote 00033903, license from 9/1/2020 - 8/31/2021	09/24/2020	08/31/2020	16,192.50
59953	School Health Corpor	SUPPLIES FOR ISOLATION AREA IN IS CLINIC DUE TO COVID 19	09/24/2020	08/31/2020	189.03
	School Health Corpor	SUPPLIES FOR ISOLATION AREA IN IS CLINIC DUE TO COVID 19	09/24/2020	08/31/2020	179.65
59954	VARSITY	Cheerleading uniform fill-ins: shells, lettering, skirts, male shirt, lettering	09/24/2020	08/31/2020	1,332.50
	VARSITY	Cheerleading Male Uniforms: pants, shorts, shells, lettering, fill in skirts	09/24/2020	08/31/2020	574.15
59955	ADVANTAGE COPY SYSTE	Advantage copy systems - copy charges from 8/12/20-9/11/20	09/24/2020	09/15/2020	392.25
	ADVANTAGE COPY SYSTE	BASIC CONTRACT PRICE SEPT 2020	09/24/2020	09/15/2020	1,500.00
59956	BLACK, CRISTA	TEACHER TRAINING - REQUESTED BY RACHEL TRAYLOR KB	09/24/2020	09/16/2020	850.00
59957	CDW-G	Reference P.O. 1532000020- Was taken from wrong fiscal year. CDW toner Quote 1c2kh3z	09/24/2020	09/16/2020	39.47
59958	CHAMNESS, LINDSAY	Mileage reimbursement for VI Svcs. from Rains ISD to Van ISD; Contract on file in District SpEd Office Sept. 2020	09/24/2020	09/15/2020	140.61
59959	CLIMATEC	INV #09022020 VLC-651R CONTROLLER; PROGRAMMING; FREIGHT (FOR INTERMEDIATE LIBRARY) - MAINT DEPT	09/24/2020	09/10/2020	629.52
59960	CPR INSTITUTE INC	K-12 online certification cards and S/H	09/24/2020	09/09/2020	268.00
59961	E-Tex Tire & Wheel,	INV #073891 TUBES 13.6/14.9 X 24/26 TR218 FOR GROUNDS TRACTOR; LABOR - GROUNDS DEPT INV #073866 10-16.5 10 PLY DEESTONE D304 TIRE FOR CASE TRACTOR - GROUNDS DEPT	09/24/2020	09/18/2020	216.38
59962	EICHELBAUM WARDELL	LEGAL ISSUES FOR SCHOOL SECRETARIES VIRTUAL CONFERENCE	09/24/2020	09/15/2020	195.00
59963	eSpecial Needs, LLC	Oral sttimming tools for implementation of IEP goals/obj.	09/24/2020	09/15/2020	55.85
59964	GENERATION GENIUS, I	Generation Genius - Campus plan for 1 year subscription. Online science resource for teachers.	09/24/2020	09/17/2020	995.00
59965	GRAND SALINE ISD	GRAND SALINE CROSS COUNTRY MEET FOR JHG/JHB/ JVG/VG/VB - REQUESTED BY LAURA JENKINS KB	09/24/2020	09/17/2020	250.00
59966	ION WAVE TECHNOLOGIE	Internet-based program for SpEd data management	09/24/2020	09/17/2020	2,500.00

CHECK NUMBER	VENDOR	INVOICE DESCRIPTION	CHECK DATE	INVOICE DATE	AMOUNT
59967	LINDALE ATHLETICS	LINDALE CROSS COUNTRY MEET ON OCT. 1, 2020 FOR JVG/VG/VB -REQUESTED BY LAURA JENKINS KB	09/24/2020	09/17/2020	300.00
59968	MAILBOX EXPRESS	POSTAGE TO RETURN BOOKS - REQUESTED BY KAREN BRIMER KB	09/24/2020	09/15/2020	36.42
59969	Movie Licensing USA	Movie Licensing for 20-21 school year - requested by JC Vance	09/24/2020	09/01/2020	511.00
59970	OFFICE DEPOT, INC.	15 Manhattan Stereo Heasets with Microphone and In-Line Volume Control Item #3429604 Replacing PO 4002100014 as Office Depot is an e-commerce vendor	09/24/2020	09/10/2020	86.85
	OFFICE DEPOT, INC.	HIGHLIGHTERS FOR BUSINESS OFFICE	09/24/2020	09/11/2020	10.49
59971	REGION 10	OUT OF REGION GIFTED AND TALENTED PACKAGE 2020-21	09/24/2020	09/18/2020	1,600.00
	REGION 10	INSTRUCTIONAL PRACTICES PACKAGE FOR OUT OF REGION LEAs (FORMERLY RSC COOP) 2020-21	09/24/2020	09/22/2020	9,800.00
59972	REGION 7 SPEC. ED. D	Annual SpEd Director's Dues	09/24/2020	09/01/2020	20.00
59973	School Health Corpor	24 chains to lengthen curtain #1035672	09/24/2020	09/14/2020	103.68
59974	TASBO	2020-21 MEMBERSHIP FOR JEFF FISHER	09/24/2020	09/18/2020	135.00
59975	Trane U.S., Inc.	INV #8840956 FAN MOTOR; CONTACTOR; A-CONTACTS; FREIGHT (INTERMEDIATE KITCHEN) - MAINT DEPT	09/24/2020	09/08/2020	490.16
	Trane U.S., Inc.	INV #8873365 CONDENSER FAN MOTOR; FREIGHT (FOR JR HIGH 116) - MAINT DEPT	09/24/2020	09/14/2020	191.59
59976	FISHER, ROBERT	State Fair Student Meal Money	09/25/2020	09/25/2020	100.00
59977	ADVANTAGE COPY SYSTE	COLOR COPIES FOR 8/12/20 THRU 9/11/20	09/29/2020	09/15/2020	77.50
59978	CC MATHIS LLC	Consultative services for full individual evaluation and comprehensive report writing (J.D.)	09/29/2020	09/14/2020	825.00
59979	CITY OF EMORY	SERV THRU SEPT 2020	09/29/2020	09/17/2020	8,645.28
59980	GABBART COMMUNICATIO	Gabbart: Harmony CMS:WH1749, District, Campus and Teacher Websites Multiple URL's, September 1, 2020 to August 31, 2021. Invoice #135694	09/29/2020	09/01/2020	4,425.00
59981	GT DISTRIBUTORS	SUPPLIES FOR SRO PER L. BRIMER	09/29/2020	09/22/2020	305.97
59982	LAFON, RHONDA	JV Cheer Meal Money Oct 1	09/29/2020	09/28/2020	85.00
59983	MASTER AUDIO VISUALS	Laminator maintenance charge	09/29/2020	09/23/2020	175.00
	MASTER AUDIO VISUALS	MASTER AUDIO VISUAL JH PORTION OF LAMINATOR ORDER TO BE PURCHASED	09/29/2020	09/23/2020	175.00
59984	RAINS ISD FOOD SERVI	Meal for School Board Meeting on 9-14-20 & Breakfast for Admin. Meeting on 9-15-20.	09/29/2020	09/15/2020	100.00
	RAINS ISD FOOD SERVI	MEAL FOR NEW TEACHER TRAINING ON 09/23/2020 KB	09/29/2020	09/23/2020	136.00
59985	REGION 10	TEACHER JOB NETWORK FEES FOR 2020-21	09/29/2020	09/23/2020	4,811.00
	REGION 10	INVOICE #164048; ADDITIONAL SKYWARD STUDENT SUPPORT FOR 2020-21	09/29/2020	09/18/2020	2,325.00
59986	SOUTH RAINS WATER SU	MO SERV FROM 08-18 TO 09-17-20; SEPT 2020	09/29/2020	09/17/2020	25.13
59987	Southwest Solutions	INVOICE #39085; REPAIRS TO AG REFRIGERATOR	09/29/2020	09/23/2020	1,254.60
59988	TEXAS HS BASEBALL CO	TEXAS HIGH SCHOOL BASEBALL COACHES ASSOCIATION /COVENTION REGISTRATION - REQUESTED BY TREY NEIGHBORS KB	09/29/2020	09/25/2020	270.00
59990	TURNER HOLDINGS DBA		09/29/2020	09/25/2020	328.01
	TURNER HOLDINGS DBA		09/29/2020	09/25/2020	258.50
	TURNER HOLDINGS DBA		09/29/2020	09/25/2020	209.50
	TURNER HOLDINGS DBA		09/29/2020	09/25/2020	233.13
	TURNER HOLDINGS DBA		09/29/2020	09/25/2020	188.00
	TURNER HOLDINGS DBA		09/29/2020	09/25/2020	140.01
	TURNER HOLDINGS DBA		09/29/2020	09/25/2020	154.51
	TURNER HOLDINGS DBA		09/29/2020	09/25/2020	154.51
	TURNER HOLDINGS DBA		09/29/2020	09/25/2020	60.00
	TURNER HOLDINGS DBA		09/29/2020	09/25/2020	116.38

CHECK NUMBER	VENDOR	INVOICE DESCRIPTION	CHECK DATE	INVOICE DATE	AMOUNT
59990	TURNER HOLDINGS DBA		09/29/2020	09/25/2020	104.76
	TURNER HOLDINGS DBA		09/29/2020	09/25/2020	57.88
59991	VARSITY	Varsity poms: 7 blue and 7 white	09/29/2020	09/18/2020	175.50
59992	WALLING, PHD, MAC	PSYCHOLOGICAL EVALUATIONS FOR RESERVE OFFICERS	09/29/2020	09/25/2020	500.00
59993	BURRELL, BRIANNAH	TEACHER TRAINING - REQUESTED BY RACHEL TRAYLOR KB	09/30/2020	09/30/2020	1,500.00
12193167	TEXAS EDUCATIONAL MA	TX ED MARKETING/JR3 BILLING FOR SEPT 2020; R. BARNES, J. ELMORE, D. JONES, S. HODGE	09/15/2020	09/15/2020	20,315.09
202100002	BROTHER'S PRODUCE		09/04/2020	08/31/2020	180.54
	BROTHER'S PRODUCE		09/04/2020	08/31/2020	216.62
	BROTHER'S PRODUCE		09/04/2020	08/31/2020	174.20
	BROTHER'S PRODUCE		09/04/2020	08/31/2020	137.53
	BROTHER'S PRODUCE		09/04/2020	08/31/2020	115.72
	BROTHER'S PRODUCE		09/04/2020	08/31/2020	195.00
	BROTHER'S PRODUCE		09/04/2020	08/31/2020	254.78
	BROTHER'S PRODUCE		09/04/2020	08/31/2020	157.93
	BROTHER'S PRODUCE		09/04/2020	08/31/2020	109.98
	BROTHER'S PRODUCE		09/04/2020	08/31/2020	230.88
	BROTHER'S PRODUCE		09/04/2020	08/31/2020	241.75
202100006	LABATT FOOD SERVICE		09/04/2020	08/31/2020	2,147.70
	LABATT FOOD SERVICE		09/04/2020	08/31/2020	1,181.23
	LABATT FOOD SERVICE		09/04/2020	08/31/2020	2,137.87
	LABATT FOOD SERVICE		09/04/2020	08/31/2020	2,696.55
	LABATT FOOD SERVICE		09/04/2020	08/31/2020	2,251.30
	LABATT FOOD SERVICE		09/04/2020	08/31/2020	1,983.32
	LABATT FOOD SERVICE		09/04/2020	08/31/2020	2,287.44
	LABATT FOOD SERVICE		09/04/2020	08/31/2020	617.49
	LABATT FOOD SERVICE		09/04/2020	08/31/2020	1,647.84
	LABATT FOOD SERVICE		09/04/2020	08/31/2020	729.88
	LABATT FOOD SERVICE		09/04/2020	08/31/2020	1,883.03
	LABATT FOOD SERVICE		09/04/2020	08/31/2020	587.03
	LABATT FOOD SERVICE		09/04/2020	08/31/2020	1,629.22
	LABATT FOOD SERVICE		09/04/2020	08/31/2020	2,861.41
	LABATT FOOD SERVICE		09/04/2020	08/31/2020	381.09
	LABATT FOOD SERVICE		09/04/2020	08/31/2020	170.98
	LABATT FOOD SERVICE		09/04/2020	08/31/2020	1,610.36
	LABATT FOOD SERVICE		09/04/2020	08/31/2020	23.70
	LABATT FOOD SERVICE		09/04/2020	08/31/2020	1,637.94
	LABATT FOOD SERVICE		09/04/2020	08/31/2020	2,849.41
202100007	BAYES ACHIEVEMENT CE	Residential placement services for Sept. 2020, Speech and OT for Aug. 2020; for implementation of IEP goals, obj. G1:Obj. 15, 16	09/10/2020	09/01/2020	19,024.30
202100008	CYNERGY TECHNOLOGY	Cynergy LAN Management Service Agreement from September 1, 2020 to August 31, 2021	09/10/2020	09/02/2020	25,000.00
202100009	DIGITAL GRAPHICS LLC	FOOTBALL TICKETS FOR HOMECOMING VS GAND SALINE 09-11-20	09/10/2020	09/01/2020	388.50
	DIGITAL GRAPHICS LLC	INV #7845 ADMINISTRATION SIGN; BUSINESS SIGN - ADMINISTRATION DEPT	09/10/2020	09/03/2020	240.00
202100011	FRONTLINE TECHNOLOGI	Annual subscription renewal for online access to EStar-ESped	09/10/2020	09/01/2020	6,478.63
	FRONTLINE TECHNOLOGI	RTI program for management of students receiving multi-tiered systems of support (MTSS) through coordinating early intervention services. G1: 1.2, 1.5, 1.7, 1.7,3	09/10/2020	09/01/2020	3,150.00
202100012	LABATT FOOD SERVICE		09/10/2020	09/09/2020	2,369.81
	LABATT FOOD SERVICE		09/10/2020	09/09/2020	1,848.74
	LABATT FOOD SERVICE		09/10/2020	09/09/2020	1,949.19

CHECK NUMBER	VENDOR	INVOICE DESCRIPTION	CHECK DATE	INVOICE DATE	AMOUNT
202100012	LABATT FOOD SERVICE		09/10/2020	09/09/2020	3,043.39
202100013	LATSON'S OFFICE SOLU	#HEWCE411AG HP305A original toner cartridge Cyan color	09/10/2020	09/02/2020	131.99
202100014	SKYWARD, INC.	ANNUAL LICENSE FEE AND SUPPORT FOR 2020-21-INVOICE 0000202736	09/10/2020	09/01/2020	46,341.00
	SKYWARD, INC.	TRUE TIME ANNUAL LICENSE FEE FOR THE PERIOD 09/01/2020 - 08/31/2021	09/10/2020	09/01/2020	1,421.00
202100015	TASB RISK MANAGEMENT	TASB RISK MANAGEMENT INVOICE 57276	09/10/2020	09/01/2020	110,438.00
202100016	UNIFIRST CORPORATION	INV #826-1117802 18X18 WIPERS; TOWELS MICROFIBER GL; TOWELS MICROFIBER ML; MAINT PANTS; MAINT & CUSTODIAN SHIRTS - OPERATIONS DEPT	09/10/2020	09/03/2020	191.19
202100017	WALSH GALLEGOS TREVI	Annual retainer fee for legal services for Special Education	09/10/2020	09/01/2020	1,000.00
202100018	ATHLETIC SUPPLY	50 Chrome Texas R Helmet Decals Duplicate of last year's order #552100	09/10/2020	08/31/2020	405.00
202100019	FARMERS ELECTRIC COO	07-25 TO 08-24-20	09/10/2020	08/31/2020	35,652.57
	FARMERS ELECTRIC COO	07-25 TO 08-24-20	09/10/2020	08/31/2020	68.68
	FARMERS ELECTRIC COO	07-25 TO 08-24-20	09/10/2020	08/31/2020	399.14
	FARMERS ELECTRIC COO	07-25 TO 08-24-20	09/10/2020	08/31/2020	21.55
202100020	MATHESON	WELDING GASES AND AND SUPPLIES FOR SHOP/WELDING CLASSES; INVOICE #22214483	09/10/2020	08/31/2020	57.20
202100021	Performance Equipmen	INV #40342 ANNUAL FIRE PUMP INSPECTION - OPERATIONS DEPT	09/10/2020	08/31/2020	450.00
202100022	WALSH GALLEGOS TREVI	Professional services rendered through August 15, 2020	09/10/2020	08/29/2020	1,165.50
202100023	ATHLETIC SUPPLY	Coaching Attire	09/16/2020	08/31/2020	3,693.00
202100024	CYNERGY TECHNOLOGY	Lenovo ThinkBook 14-IIL 14" notbook and 3 year warranty and support for director of Curriculum	09/16/2020	08/31/2020	1,108.00
202100025	DENNING, JIMMY	CONSULTING FINANCE/PAYROLL 2019-20	09/16/2020	08/31/2020	135.00
202100026	HEINEMANN	RLA BOOKS FOR GRADES 6-8 HEINEMANN QUOTE: 5633078	09/16/2020	08/31/2020	36,277.50
202100027	Nantze Electric Co.,	Box of 50 Keyscan badges for new employees Nantze Quote #073020.1515	09/16/2020	08/31/2020	485.00
202100028	BROTHER'S PRODUCE		09/16/2020	09/15/2020	187.23
	BROTHER'S PRODUCE		09/16/2020	09/15/2020	39.80
	BROTHER'S PRODUCE		09/16/2020	09/15/2020	156.87
	BROTHER'S PRODUCE		09/16/2020	09/15/2020	151.48
202100029	Continental Research	INV #0018375 ALL CLEAR WINDOW CLEANER 12/CS - TRANSPORTATION DEPT	09/16/2020	09/02/2020	393.06
202100030	FLATT STATIONERS	Cartridges for printer; for office and caseload management	09/16/2020	09/11/2020	1,320.42
202100031	LABATT FOOD SERVICE		09/16/2020	09/15/2020	2,159.84
	LABATT FOOD SERVICE		09/16/2020	09/15/2020	1,877.84
	LABATT FOOD SERVICE		09/16/2020	09/15/2020	1,952.50
	LABATT FOOD SERVICE		09/16/2020	09/15/2020	2,873.22
202100032	MATHESON	INV #22214484 AC SMVL ACETYLENE-LARGE; MX WM8381 HIGH PRESSURE; OX 200 HIGH PRESSURE-LARGE - TRANSPORTATION DEPT INV #22214485 AC SMVL ACETYLENE-LARGE; OX 200 HIGH PRESSURE-LARGE - MAINT DEPT	09/16/2020	09/01/2020	195.79
202100034	PRICE INTERNATIONAL	INV #348755F HOSE, RAD; OIL FILTER; DRIVER'S SEAT AIR BAG (BUS #14); WIPER BLADE; ENERGY SURC - TRANSPORTATION DEPT INV #CM348538F RETURNED BATTERY CORES FROM ORIG INV #348538F - TRANSPORTATION DEPT	09/16/2020	09/10/2020	304.19
	PRICE INTERNATIONAL	INV #348538F TRANS SENSOR (BUS #13); BELT FAN V (BUS #15); BELT TENSIONR (BUS #15);	09/16/2020	09/01/2020	724.49

CHECK NUMBER	VENDOR	INVOICE DESCRIPTION	CHECK DATE	INVOICE DATE	AMOUNT
202100036	TASB RISK MANAGEMENT	CHAMBER-BRAKE (BUS #17); AIR HOSE ASSMY (BUS #17); BATTERY GRP (BUS #OLD-10); CORE CHARGE; BATTERY FEE; ENERGY SURC - TRANSPORTATION DEPT UNEMPLOYMENT COMPENSATION FOR 2020-21; INVOICE 58231	09/16/2020	09/01/2020	13,392.00
202100037	UNIFIRST CORPORATION	INV #826-1118895 3X5 RUGS; 4X6 RUGS; 18X18 WIPERS; TOWELS MICROFIBER GL; TOWELS MICROFIBER MU; MAINT PANTS; MAINT & CUSTODIAN SHIRTS - OPERATIONS DEPT	09/16/2020	09/10/2020	451.43
202100038	SANDERS, RACHAEL	REIMB MILEAGE FOR 4 TRIPS TO BANK 07-20 TO 08-20; 4 MILES PER TRIP	09/24/2020	08/31/2020	8.72
202100039	SCHOOL SPECIALTY	Supplies for ESCE for implementation of IEP goals/obj. I:1; G1, Obj. 5	09/24/2020	08/31/2020	41.56
202100040	BLICK	Art supplies - paint, color sticks, glue, construction paper - requested by Cynthia Wilson - approved by JC Vance	09/24/2020	09/11/2020	803.45
	BLICK	Art supplies - paint, color sticks, glue, construction paper - requested by Cynthia Wilson - approved by JC Vance	09/24/2020	09/11/2020	-803.45
202100041	HARRIS SCHOOL SOLUTI	JDOX SEPT 2020; INVOICE MN0002457	09/24/2020	09/01/2020	1,026.00
	HARRIS SCHOOL SOLUTI	JDOX SEPT 2020; INVOICE MN0002457	09/24/2020	09/01/2020	-1,026.00
202100042	RAINS COUNTY LEADER	Annual Child Find publication to meet requirements of IDEA-B guidelines	09/24/2020	09/15/2020	182.00
	RAINS COUNTY LEADER	Annual Child Find publication to meet requirements of IDEA-B guidelines	09/24/2020	09/15/2020	-182.00
202100043	UNIFIRST CORPORATION	INV #826-1119981 18X18 WIPERS; TOWLES MICROFIBER GL; TOWELS MICROFIBER MU; MAINT PANTS; MAINT & CUSTODIAN SHIRTS - OPERATIONS DEPT	09/24/2020	09/17/2020	235.62
	UNIFIRST CORPORATION	INV #826-1119981 18X18 WIPERS; TOWLES MICROFIBER GL; TOWELS MICROFIBER MU; MAINT PANTS; MAINT & CUSTODIAN SHIRTS - OPERATIONS DEPT	09/24/2020	09/17/2020	-235.62
202100044	BLICK	Art supplies - paint, color sticks, glue, construction paper - requested by Cynthia Wilson - approved by JC Vance	09/24/2020	09/11/2020	803.45
202100045	HARRIS SCHOOL SOLUTI	JDOX SEPT 2020; INVOICE MN0002457	09/24/2020	09/01/2020	1,026.00
202100046	RAINS COUNTY LEADER	Annual Child Find publication to meet requirements of IDEA-B guidelines	09/24/2020	09/15/2020	182.00
202100047	UNIFIRST CORPORATION	INV #826-1119981 18X18 WIPERS; TOWLES MICROFIBER GL; TOWELS MICROFIBER MU; MAINT PANTS; MAINT & CUSTODIAN SHIRTS - OPERATIONS DEPT	09/24/2020	09/17/2020	235.62
202100048	BROTHER'S PRODUCE		09/29/2020	09/25/2020	158.84
	BROTHER'S PRODUCE		09/29/2020	09/25/2020	169.81
	BROTHER'S PRODUCE		09/29/2020	09/25/2020	187.85
	BROTHER'S PRODUCE		09/29/2020	09/25/2020	202.27
202100050	FLATT STATIONERS	Office Supplies, 504 specific file folders and colored paper.	09/29/2020	09/16/2020	80.23
	FLATT STATIONERS	2 each black cartridges #T0691, 1 ea cyan cartridge #T0692, 1 ea magenta cartridge #T0693, 1 ea yellow catridge #T0694, 1 bx fiel folders purple #SMD12443, 1 ea clear desk pad #AOP 606 40MS, 4 pkg canary card stock #WAW 49141, 2 ea desk jet catridge #HEWF6U64AN	09/29/2020	09/14/2020	261.34
	FLATT STATIONERS	Flatt - office supplies - paper, card stock, batteries, white out - requested by Renee Dudley - approved by JC Vance	09/29/2020	09/24/2020	1,747.95
202100051	KIRBY RESTAURANT SUP		09/29/2020	09/25/2020	329.75

CHECK NUMBER	VENDOR	INVOICE DESCRIPTION	CHECK DATE	INVOICE DATE	AMOUNT
202100051	KIRBY RESTAURANT SUP		09/29/2020	09/25/2020	700.55
	KIRBY RESTAURANT SUP		09/29/2020	09/25/2020	447.65
	KIRBY RESTAURANT SUP		09/29/2020	09/25/2020	665.75
202100052	LABATT FOOD SERVICE		09/29/2020	09/25/2020	2,478.99
	LABATT FOOD SERVICE		09/29/2020	09/25/2020	1,913.12
	LABATT FOOD SERVICE		09/29/2020	09/25/2020	2,620.22
	LABATT FOOD SERVICE		09/29/2020	09/25/2020	2,589.91
202100053	MATHESON	WELDING GASES AND AND SUPPLIES FOR SHOP/WELDING CLASSES; INVOICE #22306615	09/29/2020	09/17/2020	229.86
202100054	Nantze Electric Co.,	Cover replacements for outdoor cameras. Quote #090920.1330	09/29/2020	09/23/2020	120.00
9302029	USBank	INVOICE 5847321; 04120 PAYING AGENT SUBTOTAL ADMISSION FEES - IN ADVANCE 8-1-20 TO 7-31-21	09/15/2020	09/15/2020	450.00
45346	AccuFlex Services In	Payroll accrual	09/17/2020	09/17/2020	378.53
45347	ASSOC OF TX PROFESSI	Payroll accrual	09/17/2020	09/17/2020	44.74
45348	RAINS ISD CHILD NUTR	Payroll accrual	09/17/2020	09/17/2020	2,249.20
	RAINS ISD CHILD NUTR	Payroll accrual	09/17/2020	09/17/2020	-158.00
	RAINS ISD CHILD NUTR	Payroll accrual	09/17/2020	09/17/2020	158.00
	RAINS ISD CHILD NUTR	Payroll accrual	09/17/2020	09/17/2020	-158.00
	RAINS ISD CHILD NUTR	Payroll accrual	09/17/2020	09/17/2020	158.00
	RAINS ISD CHILD NUTR	Payroll accrual	09/17/2020	09/17/2020	0.00
	RAINS ISD CHILD NUTR	Payroll accrual	09/17/2020	09/17/2020	0.00
45349	TEXAS CLASSROOM TEAC	Payroll accrual	09/17/2020	09/17/2020	153.08
45350	RAINS ISD	Payroll accrual	09/17/2020	09/17/2020	7,881.55
	RAINS ISD	Payroll accrual	09/17/2020	09/17/2020	1,378.24
90120	INTERNAL REVENUE SER	Payroll accrual	09/01/2020	09/01/2020	146.40
	INTERNAL REVENUE SER	Payroll accrual	09/01/2020	09/01/2020	282.53
	INTERNAL REVENUE SER	Payroll accrual	09/01/2020	09/01/2020	146.40
	RAINS ISD	Payroll accrual	09/01/2020	09/01/2020	126.21
90420	OFFICE OF THE ATTORN	Payroll accrual	09/04/2020	09/04/2020	433.00
	OFFICE OF THE ATTORN	Payroll accrual	09/04/2020	09/04/2020	-433.00
	OFFICE OF THE ATTORN	Payroll accrual	09/04/2020	09/04/2020	363.79
	RAINS ISD	Payroll accrual	09/04/2020	09/04/2020	557.99
	RAINS ISD	Payroll accrual	09/04/2020	09/04/2020	-557.99
	RAINS ISD	Payroll accrual	09/04/2020	09/04/2020	557.99
90820	INTERNAL REVENUE SER	Payroll accrual	09/08/2020	09/08/2020	7.62
	INTERNAL REVENUE SER	Payroll accrual	09/08/2020	09/08/2020	0.00
	INTERNAL REVENUE SER	Payroll accrual	09/08/2020	09/08/2020	0.00
	INTERNAL REVENUE SER	Payroll accrual	09/08/2020	09/08/2020	7.62
91720	Gentry Financial Gro	Payroll accrual	09/17/2020	09/17/2020	2,027.12
	Gentry Financial Gro	Payroll accrual	09/17/2020	09/17/2020	914.61
	Gentry Financial Gro	Payroll accrual	09/17/2020	09/17/2020	5,704.13
	Gentry Financial Gro	Payroll accrual	09/17/2020	09/17/2020	2,749.76
	Gentry Financial Gro	Payroll accrual	09/17/2020	09/17/2020	2,391.48
	Gentry Financial Gro	Payroll accrual	09/17/2020	09/17/2020	2,741.64
	Gentry Financial Gro	Payroll accrual	09/17/2020	09/17/2020	1,962.25
	Gentry Financial Gro	Payroll accrual	09/17/2020	09/17/2020	140.00
	Gentry Financial Gro	Payroll accrual	09/17/2020	09/17/2020	1,409.95
	Gentry Financial Gro	Payroll accrual	09/17/2020	09/17/2020	1,326.87
	Gentry Financial Gro	Payroll accrual	09/17/2020	09/17/2020	393.90
	Gentry Financial Gro	Payroll accrual	09/17/2020	09/17/2020	2,121.00
	National Life Group	Payroll accrual	09/17/2020	09/17/2020	801.85
	National Life Group	Payroll accrual	09/17/2020	09/17/2020	-421.16
	National Life Group	Payroll accrual	09/17/2020	09/17/2020	497.10
	National Life Group	Payroll accrual	09/17/2020	09/17/2020	-497.10
	National Life Group	Payroll accrual	09/17/2020	09/17/2020	493.35

CHECK		INVOICE		CHECK	INVOICE	AMOUNT
NUMBER	VENDOR	DESCRIPTION		DATE	DATE	
91720	National Life Group	Payroll accrual		09/17/2020	09/17/2020	-48.15
	National Life Group	Payroll accrual		09/17/2020	09/17/2020	48.15
	OFFICE OF THE ATTORN	Payroll accrual		09/17/2020	09/17/2020	1,441.53
	OMNI	Payroll accrual		09/17/2020	09/17/2020	3,606.00
	RAINS ISD	Payroll accrual		09/17/2020	08/20/2020	-99.74
	RAINS ISD	Payroll accrual		09/17/2020	08/21/2020	52.99
	RAINS ISD	Payroll accrual		09/17/2020	09/08/2020	6.58
	RAINS ISD	Payroll accrual		09/17/2020	09/08/2020	-3.65
	RAINS ISD	Payroll accrual		09/17/2020	09/08/2020	2.79
	RAINS ISD	Payroll accrual		09/17/2020	09/17/2020	11,813.90
	RAINS ISD	Payroll accrual		09/17/2020	09/17/2020	-276.76
	RAINS ISD	Payroll accrual		09/17/2020	09/17/2020	211.37
	RAINS ISD	Payroll accrual		09/17/2020	09/17/2020	-211.37
	RAINS ISD	Payroll accrual		09/17/2020	09/17/2020	210.00
	RAINS ISD	Payroll accrual		09/17/2020	09/17/2020	-8.03
	RAINS ISD	Payroll accrual		09/17/2020	09/17/2020	8.03
91722	INTERNAL REVENUE SER	Payroll accrual		09/17/2020	09/08/2020	-4.23
	INTERNAL REVENUE SER	Payroll accrual		09/17/2020	09/08/2020	0.00
	INTERNAL REVENUE SER	Payroll accrual		09/17/2020	09/08/2020	0.00
	INTERNAL REVENUE SER	Payroll accrual		09/17/2020	09/08/2020	-4.23
	INTERNAL REVENUE SER	Payroll accrual		09/17/2020	09/08/2020	3.24
	INTERNAL REVENUE SER	Payroll accrual		09/17/2020	09/08/2020	0.00
	INTERNAL REVENUE SER	Payroll accrual		09/17/2020	09/08/2020	0.00
	INTERNAL REVENUE SER	Payroll accrual		09/17/2020	09/08/2020	3.24
	INTERNAL REVENUE SER	Payroll accrual		09/17/2020	09/17/2020	13,169.64
	INTERNAL REVENUE SER	Payroll accrual		09/17/2020	09/17/2020	57,325.46
	INTERNAL REVENUE SER	Payroll accrual		09/17/2020	09/17/2020	2,565.38
	INTERNAL REVENUE SER	Payroll accrual		09/17/2020	09/17/2020	13,169.64
	INTERNAL REVENUE SER	Payroll accrual		09/17/2020	09/17/2020	-317.38
	INTERNAL REVENUE SER	Payroll accrual		09/17/2020	09/17/2020	-2,282.39
	INTERNAL REVENUE SER	Payroll accrual		09/17/2020	09/17/2020	-317.38
	INTERNAL REVENUE SER	Payroll accrual		09/17/2020	09/17/2020	241.55
	INTERNAL REVENUE SER	Payroll accrual		09/17/2020	09/17/2020	1,154.32
	INTERNAL REVENUE SER	Payroll accrual		09/17/2020	09/17/2020	241.55
	INTERNAL REVENUE SER	Payroll accrual		09/17/2020	09/17/2020	-241.55
	INTERNAL REVENUE SER	Payroll accrual		09/17/2020	09/17/2020	-1,154.32
	INTERNAL REVENUE SER	Payroll accrual		09/17/2020	09/17/2020	-241.55
	INTERNAL REVENUE SER	Payroll accrual		09/17/2020	09/17/2020	239.94
	INTERNAL REVENUE SER	Payroll accrual		09/17/2020	09/17/2020	1,154.52
	INTERNAL REVENUE SER	Payroll accrual		09/17/2020	09/17/2020	239.94
	INTERNAL REVENUE SER	Payroll accrual		09/17/2020	09/17/2020	-9.31
	INTERNAL REVENUE SER	Payroll accrual		09/17/2020	09/17/2020	0.00
	INTERNAL REVENUE SER	Payroll accrual		09/17/2020	09/17/2020	-9.31
	INTERNAL REVENUE SER	Payroll accrual		09/17/2020	09/17/2020	9.31
	INTERNAL REVENUE SER	Payroll accrual		09/17/2020	09/17/2020	0.00
	INTERNAL REVENUE SER	Payroll accrual		09/17/2020	09/17/2020	9.31
92120	INTERNAL REVENUE SER	Payroll accrual		09/21/2020	09/21/2020	7.67
	INTERNAL REVENUE SER	Payroll accrual		09/21/2020	09/21/2020	0.00
	INTERNAL REVENUE SER	Payroll accrual		09/21/2020	09/21/2020	20.00
	INTERNAL REVENUE SER	Payroll accrual		09/21/2020	09/21/2020	7.67
	RAINS ISD	Payroll accrual		09/21/2020	09/21/2020	6.35
92220	INTERNAL REVENUE SER	Payroll accrual		09/22/2020	09/22/2020	55.09
	INTERNAL REVENUE SER	Payroll accrual		09/22/2020	09/22/2020	305.54
	INTERNAL REVENUE SER	Payroll accrual		09/22/2020	09/22/2020	0.00
	INTERNAL REVENUE SER	Payroll accrual		09/22/2020	09/22/2020	55.09
	RAINS ISD	Payroll accrual		09/22/2020	09/22/2020	47.50

CHECK		INVOICE		CHECK		INVOICE		AMOUNT
NUMBER	VENDOR		DESCRIPTION	DATE	DATE			
93020	INTERNAL REVENUE SER		Payroll accrual	09/30/2020	09/30/2020			1.93
	INTERNAL REVENUE SER		Payroll accrual	09/30/2020	09/30/2020			0.00
	INTERNAL REVENUE SER		Payroll accrual	09/30/2020	09/30/2020			1.93
	RAINS ISD		Payroll accrual	09/30/2020	09/30/2020			1.66
20040652	INTERNAL REVENUE SER		Payroll accrual	09/04/2020	09/04/2020			642.16
	INTERNAL REVENUE SER		Payroll accrual	09/04/2020	09/04/2020			2,137.19
	INTERNAL REVENUE SER		Payroll accrual	09/04/2020	09/04/2020			50.00
	INTERNAL REVENUE SER		Payroll accrual	09/04/2020	09/04/2020			642.16
	INTERNAL REVENUE SER		Payroll accrual	09/04/2020	09/04/2020			-642.16
	INTERNAL REVENUE SER		Payroll accrual	09/04/2020	09/04/2020			-2,137.19
	INTERNAL REVENUE SER		Payroll accrual	09/04/2020	09/04/2020			-50.00
	INTERNAL REVENUE SER		Payroll accrual	09/04/2020	09/04/2020			-642.16
	INTERNAL REVENUE SER		Payroll accrual	09/04/2020	09/04/2020			642.16
	INTERNAL REVENUE SER		Payroll accrual	09/04/2020	09/04/2020			2,137.19
	INTERNAL REVENUE SER		Payroll accrual	09/04/2020	09/04/2020			50.00
	INTERNAL REVENUE SER		Payroll accrual	09/04/2020	09/04/2020			642.16
Totals for checks								838,913.31

FUND SUMMARY

<u>FUND</u>	<u>DESCRIPTION</u>	<u>BALANCE SHEET</u>	<u>REVENUE</u>	<u>EXPENSE</u>	<u>TOTAL</u>
181	COCURRICULAR	0.00	1,450.00	18,983.29	20,433.29
199	GENERAL FUND	0.00	0.00	449,941.33	449,941.33
211	TITLE I	0.00	0.00	3,455.01	3,455.01
224	IDEA PART B FORMULA	0.00	0.00	21,916.44	21,916.44
225	IDEA PART B PRESCHOOL	0.00	0.00	223.56	223.56
226	IDEA PART B DISCRETIONARY	0.00	0.00	19,024.30	19,024.30
240	FOOD SERVICE	0.00	0.00	77,522.40	77,522.40
270	TITLE VI,PT B, RURAL/LOW INCME	0.00	0.00	16,192.50	16,192.50
276	TITLE I INST CONTINUITY	0.00	0.00	2,350.00	2,350.00
410	STATE TEXTBOOK FUND	0.00	0.00	81,663.53	81,663.53
429	SPED REG 20	0.00	0.00	1,375.00	1,375.00
480	Locally Funded Special Revenue	0.00	0.00	120.00	120.00
494	Rains CDC/After School Program	0.00	0.00	84.33	84.33
599	DEBT SERVICE	0.00	0.00	450.00	450.00
863	PAYROLL CLEARING	144,161.62	0.00	0.00	144,161.62
***	Fund Summary Totals ***	144,161.62	1,450.00	693,301.69	838,913.31

***** End of report *****

National Principal's Month!

RAINS ISD IS ALSO PROUD TO SUPPORT OUR CAMPUS ASSISTANT PRINCIPALS AND DEANS AND ALL THE HARD WORK THEY PUT IN TO HELP OUR STUDENTS BECOME SUCCESSFUL.



ELEMENTARY
DEAN OF STUDENTS



INT/JUNIOR HIGH
ASSISTANT PRINCIPAL



HIGH SCHOOL
DEAN OF STUDENTS



HIGH SCHOOL
ASSISTANT PRINCIPAL

National Principal's Month!

RAINS ISD IS PROUD TO SUPPORT OUR CAMPUS PRINCIPALS AND ALL THE WORK THEY ARE DOING TO MAKE RAINS A GREAT PLACE TO LEARN.



ELEMENTARY
BILL MORGAN



INTERMEDIATE ●
JC VANCE



JUNIOR HIGH
GINA HILDEBRANDT



HIGH SCHOOL
RANDELL WELLMAN

Texas Education Human Resources Day: October 14

SEPTEMBER 23, 2020 • April Mabry



SHARE



Governor Greg Abbott has proclaimed October 14, 2020, as Texas Education Human Resources Day, a day set aside to recognize and honor the important contributions made by school staff who work in human resources.

Human resources staff work hard each day to make sure our schools are staffed with high quality employees and that those employees have a good work environment. A copy of the [Governor's proclamation](#) is accessible on our website.

TASB HR Services has prepared two templates to assist you in recognizing your human resources staff:

- A [sample board resolution](#) you can customize for your district
- A [certificate template](#) you can use to honor your staff

If your district has a Twitter account, we encourage you to use the hashtag [#CelebrateTXHR](#) and tag us at [@tasbhrrs](#) so we can promote how you're celebrating your staff.



GOVERNOR GREG ABBOTT

In Texas, we understand that our youth are the future of our state and nation. In order for them to fulfill their vast potential, we must ensure that every young Texan receives a challenging, well-rounded education. Across Texas, human resources professionals help students receive the highest quality of education possible by facilitating a quality learning experience and safe environment for students, teachers, and staff.

Human resources professionals working in our schools foster healthy and successful educational environments by hiring the skilled teachers and school staff who will encourage and challenge students to make their dreams a reality. By hiring high-quality staff, providing much-needed services to students, teachers, and administrators, and ensuring the best interests of students and faculty are met, those working in human resources in our schools ensure our students will thrive as they become the future leaders of our state and nation.

At this time, I encourage all Texans to recognize the many contributions of education human resources professionals as they continue to develop effective strategies for success in education, implement best practices for hiring and retaining quality teachers and staff, and take on new challenges in the best interests of students.

Therefore, I, Greg Abbott, Governor of Texas, do hereby proclaim October 14, 2020, to be

Education Human Resources Day




in Texas, and urge the appropriate recognition whereof.

In official recognition whereof, I hereby affix my signature this the 18th day of September, 2020.

A handwritten signature in black ink that reads "Greg Abbott".

Governor of Texas



Resolution

Whereas, the Human Resources division is instrumental in recruiting, selecting, resourcing, and retaining quality staff in support of providing an excellent education for all students; and

Whereas, Human Resources plays a key role in fostering satisfaction and loyalty among employees by allowing for professional growth and development and keeping employees informed about policies, working conditions, compensation, and benefits; and

Whereas, Human Resources monitors and manages current and future workforce trends, organizational culture, legal and legislative trends, and ethical and social responsibility; and

Whereas, Human Resources is an important part of district leadership and is vital to the overall productivity and efficiency of the district's workforce; and

Whereas, Human Resources is a valued and respected department that sustains the district's most important asset—its people;

Therefore, the Board of Trustees of the Rains Independent School District does hereby resolve that October 14, 2020, will be observed as Texas Education Human Resources Day throughout the district. The Board also encourages students, staff, and parents to express their appreciation to our human resources team members for their dedication and commitment to Rains ISD employees and students.

Signature _____ Date _____

COMPENSATION AND BENEFITS
VACATIONS AND HOLIDAYS

DED
(LOCAL)

Vacation Days

Eligible employees in positions normally requiring 12 months of service annually shall receive paid vacation days in accordance with administrative regulations that address the following:

1. Eligibility criteria;
2. Accrual rates and availability;
3. Request and approval processes;
4. Accumulation and carryover limits; and
5. Treatment of vacation days upon separation from service.

Holidays

Eligible employees in positions normally requiring 12 months of service annually and cafeteria employees shall receive paid holidays in accordance with the employee's duty schedule and administrative regulations.

[See DEAB for overtime pay provisions.]

PROPOSED POLICY

Vacations

All maintenance and custodial personnel employed in positions requiring twelve months of service and paid on an hourly wage basis will be granted paid vacations on January 1, in accordance with the following guidelines:

1. Employees earn five days (5 days) of vacation time at the end of twelve months (1 year) of continuous employment along with allocated days to December.
2. Employees earn seven days (7 days) of vacation on the first January 1, following the 36-month (3 years) anniversary date of continuous employment.
3. Employees earn ten days (10 days) of vacation on the first January 1, following the 60-month (5 years) anniversary date of employment.
4. All vacation time shall be scheduled through the Director of Operations.
5. The District shall make vacation for the current year available for use on January 1.
6. If an employee separates from employment before the last duty day of the calendar year, the employee's final paycheck shall be reduced for all vacation taken and not earned.

Holidays

Maintenance and custodial employees shall receive a regular day's pay for each of the following holidays when the holidays fall on a weekday:

1. Thanksgiving
2. Christmas Eve
3. Christmas
4. New Year's
5. July Fourth
6. Labor Day
7. Memorial Day

If these holidays fall on Saturday or Sunday, either the Friday before or the Monday following the holiday shall be a paid holiday.

VIRTUAL

LEGAL SEMINAR 2020

DELIVERING TIMELY LEGAL TRAINING
TO HELP BUILD BETTER TEAMS

Join us for an interactive and
informative two-day event:

Thursday, November 5

Workshop 2:30-4:30 p.m.

Q&A.....5-6 p.m.

Friday, November 6

Workshop 9:30-11:30 a.m.

Q&A..... Noon-1 p.m.

Tough times don't last, but tough teams do!



Legal Services

SCHEDULE

Thursday, November 5

Workshop..... 2:30-4:30 p.m.
Q&A..... 5-6 p.m.

Friday, November 6

Workshop..... 9:30-11:30 a.m.
Q&A..... Noon-1 p.m.

For our virtual Legal Seminar 2020, we are providing up to six hours of continuing education credit (CEC) for registered attendees. Two topics will be broadcast on Thursday, November 5, and two topics on Friday, November 6. During the broadcasts, presenters will be available online to answer your questions. In addition, both sessions will be followed by a live Q&A panel for up to two hours of credit. All sessions will be recorded and available to registered attendees for 30 days after the broadcast.

Please note: Each virtual session will open 30 minutes early to allow for technology checks, greetings, and announcements. On Thursday, during the 30-minute break between the sessions and the Q&A panel, we will have optional breakout rooms for regional networking.

Visit legal.tasb.org/training then navigate to "Legal Seminars" in the Training dropdown box on the left side of the page for more information about minimal technical requirements, reporting CEC, and how to log in to our virtual seminar.

REGISTRATION

The \$110 registration fee will include written materials plus a welcome packet to help you make the most of your online training experience. Be sure to register by October 9 to receive a fun welcome packet that will include materials for the day plus a few things to make you smile.

Register online: Go to legal.tasb.org and click "Legal Seminars" in the Training dropdown box on the left side of the page. All registrations should be prepaid by check, credit card, or school district purchase order. Registrations will not be processed without payment information.

You must have an active myTASB user ID and password to register, whether registering yourself or others. To obtain myTASB access, please go to tasb.org and under the green myTASB login, click on "Request Access."

For more information about registration, the seminars, or special requirements, please email the TASB registrar at registrar@tasb.org or call **800.580.8272, extension 3611**.

Cancellation: You must use the TASB cancellation form to have your registration cancellation processed correctly. Access the "Event Cancellation Form" on the Legal Seminars Registration page.

TOPICS

New Title IX Regulations: The U.S. Department of Education has released new Title IX regulations about sexual harassment in public schools. What do these new regulations mean for your district? Join a TASB attorney for a board's look at the new policies and procedures related to sex discrimination in schools.

Board Member Ethics During Times of Controversy: In a year filled with political protests, pandemic worries, and election issues, board members—like all citizens—have been caught up in the controversies. In this conversation between a TASB attorney and a board development consultant, we will explore scenarios about navigating board member ethics in this complicated world.

What Board Members Need to Know About Sexual Abuse, Sex Trafficking, and Other Maltreatment of Children: This session with a board development consultant will fulfill the requirement of House Bill 403 (2019) that school board members receive training in identifying and reporting potential victims of sexual abuse, sex trafficking, and other maltreatment of children. Leave this session knowing more about district policies and procedures that protect staff and students in these areas.

Legal Update + The Latest on COVID-19: Join several TASB Legal Services attorneys for an update on school law issues related to the pandemic, student health and safety, personnel issues, financial matters, and more.

"Stump the Experts" Q & A Sessions: End each day with our live one-hour Q & A session with the TASB attorneys and a board development consultant. Ask follow-up questions from our seminar topics, or submit your own questions to our panel of experts.

TRAINING CREDIT

This program offers up to six hours of TEA-approved credit in school board member training under the State Board of Education Framework for School Board Development.



For more information, visit
legal.tasb.org/training
or call **800.580.5345**.



Texas Association of School Boards • Legal Services
P.O. Box 400 • Austin, Texas 78767-0400 • 512.467.3610 • 800.580.5345 • legal.tasb.org • legal@tasb.org

Serving Texas Schools Since 1949

RAINS ISD
RECEIVED
OCT 05 2020
1759 W US Hwy 75
Emory, TX 75440

To: Administrative Assistant
From: TASB Legal Services
Date: September 14, 2020
Subject: Legal Seminar 2020

The virtual **TASB Legal Seminar 2020** is scheduled for **November 5–6** at the following times:

Thursday, November 5: 2:30–4:30 p.m., followed by a live panel Q&A, 5–6 p.m.

Friday, November 6: 9:30–11:30 a.m., followed by a live panel Q&A, noon–1 p.m.

The seminar provides up to six hours of continuing education credit (CEC) for registered attendees. Two topics will be broadcast each day. During the broadcasts, presenters will be available online to answer questions. In addition, both sessions will be followed by a live Q&A panel for up to two more hours of credit. All sessions will be recorded and will be available to registered attendees for 30 days after the broadcast.

Please note: Each virtual session will open 30 minutes early to allow for technology checks, greetings, and announcements. On Thursday, during the 30-minute break between the sessions and the Q&A panel, we will have optional breakout rooms for regional networking.

Included with this letter is a copy of the brochure the superintendent and board members received recently in the mail.

We will be providing training for board members and administrators on the following topics:

- New Title IX Regulations
- Board Member Ethics during Times of Controversy
- What Board Members Need to Know about Sexual Abuse, Sex Trafficking, and Other Maltreatment of Children
- Legal Update + the Latest on COVID-19
- “Stump the Experts” Q&A Sessions

Registration Information: The \$110 registration fee will include written materials plus a welcome packet to help make the most of the online experience. Be sure to register by October 9 to receive the welcome packet, which includes session notes as well as a few surprises.

Go to legal.tasb.org/training and click “Legal Seminars” in the Training dropdown box on the left side of the page. All registrations should be prepaid by check, credit card, or school district purchase order. Registrations will not be processed without payment information.

You must have an active myTASB user ID and password to register, whether registering yourself or others. To obtain myTASB access, visit tasb.org and under the green myTASB login, click on “Request Access.”

For more information about registration, the seminar, or special requirements, please email the TASB registrar at registrar@tasb.org or call **800.580.8272, extension 3611**.