

**Collierville Schools Board Business Meeting
August 26, 2025 6:00 PM
Collierville Schools Board Meeting Room
215 W Poplar Avenue
Collierville, TN 38017**

- | | |
|---|---|
| I. Call to Order | Wanda Chism, Vice Chairman |
| II. Roll Call | Wanda Chism, Vice Chairman |
| III. Moment of Silence | Wanda Chism, Vice Chairman |
| IV. Pledge of Allegiance | Wanda Chism, Vice Chairman |
| V. Special Recognitions | |
| A. Tucker Smith - TN Scholastic Clay Target Program (SCTP)
2025 State Runner-up (Varsity Division) | Coach Mark Gray |
| B. 2025 CHS Unified Track & Field Team Members | Coaches Kellie Dood, Brittany Clark, and Orentheus Taylor |
| • Peyton Ali -TSSAA State Champion (boys long jump) | |
| • Lauryn Moore, Jaydan Jackson, Eryn Mitchll, Somei Lewis -TSSAA State Runners Up (mixed 4x100m relay) | |
| C. 2025 CHS Girls Track & Field Team | Coach Alisa Seymore |
| • State Champions | |
| 1. Class AAA Team (2nd consecutive) | |
| 2. Khari Webb - high jump, long jump, 300m hurdles, pentathlon | |
| 3. Ava Williams - pole vault | |
| 4. Kennedi Woods, Kylie Walden, Ava Lang, Addison Young - 4x400m relay | |
| • State Runners-Up | |
| 1. Ehi Aigbomian - triple jump | |
| 2. Ava Lang - 800m run | |
| 3. Kennedi Woods - 400m dash | |
| D. CHS Head Track and Field Coach Alisa Seymour | Roger Jones, Principal |
| • <i>Daily Memphian</i> Girls Track and Field Coach of the Year | |
| • U.S. Track & Field and Cross Country Coaches Association Girls High School Track and Field State Coach of the Year | |
| • U.S. Track & Field and Cross Country Coaches Association Girls High School Track & Field National Coach of the Year | |
| E. Collierville High School - TN Arts Academy 2025 Arts | Roger Jones, Principal |



COLLIERVILLE SCHOOLS

SCHOLARSHIP · INTEGRITY · SERVICE

Rich High School of the Year

VI. Public Comments

VII. Approval of the August 26, 2025 Meeting Agenda

VIII. Business Affairs

A. Approval of the Minutes of the June 24, 2025 Business Meeting

B. Approval of the June 2025 Monthly Financial Report

C. Approval of the July 2025 Monthly Financial Report

IX. Reports

A. Vice-Chairman's Report

B. Director's Report

X. Business Items for Approval

A. Approval of the updated 2025-2026 Collierville Schools Capital Improvement Plan

XI. Consent Agenda

A. Approval of updated Policy #4.601 Reporting Student Progress

B. Approval of updated Policy #6.312 Use of Personal Communication Devices

C. Approval of School Support Organization Agreement - CHS Track and Field

D. Approval of School Support Organization Agreement - CHS Girls Wrestling

E. Approval of updated 2025-2026 School Fees

F. Approval of DHA Committee Members from July 1, 2025, to June 30, 2025:

Andy Field, Chief of Student Services

Eric Linsy, Student Services Supervisor

Jill Church, Chief of the Department of Exceptional Children

G. Approval of a new Cannon Copier Lease for 5 new copiers is as follows:

- Collierville Elementary School
- Crosswind Elementary School
- Sycamore Elementary School
- West Collierville Middle School
- West Collierville Middle School

XII. Adjournment

Wanda Chism, Vice Chairman

Wanda Chism, Vice Chairman

Wanda Chism, Vice Chairman

Wanda Chism, Vice Chairman

Dr. Russell Dyer, Director of Schools

Wanda Chism, Vice Chairman

Thomas Dougherty, Chief of Operations

Wanda Chism, Vice Chairman



**Minutes of the Collierville Schools Board Business Meeting
June 24, 2025 3:00 PM
Collierville High School Community Room
11605 East Shelby Drive
Collierville, TN 38017**

Attendance Taken at 2:56 PM.

Tom Bailey: Present
Paul Childers: Present
Wanda Chism: Present
Wright Cox: Present
Wanda Gibbs: Present

I. Call to Order

The Collierville Schools Board of Education Business Meeting was called to order by Board Chairman, Wright Cox at 3:00pm.

II. Roll Call

The roll call was taken by Board Chairman, Wright Cox. All Board Members were present, representing a quorum. Board Member Childers participated remotely.

III. Moment of Silence

Board Chairman, Wright Cox, led the meeting in prayer.

IV. Pledge of Allegiance

The Pledge of Allegiance was led by Board Member Wanda Chism.

V. Public Comments

There were no public comments.

VI. Approval of the June 24, 2025 Agenda

Motion Passed: Tom Bailey made the motion to approve the June 24, 2025 Board Meeting Agenda. The motion was seconded by Wanda Gibbs.

Paul Childers: Yea
Tom Bailey: Yea
Wanda Chism: Yea
Wanda Gibbs: Yea
Wright Cox: Yea

VII. Business Affairs

A. Approval of the May 20, 2025 Business Meeting Minutes

Motion Passed: Wanda Chism made the motion to approve the May 20, 2025 Business Meeting Minutes. The motion was seconded by Wanda Gibbs.

Paul Childers: Yea
Tom Bailey: Yea
Wanda Chism: Yea
Wanda Gibbs: Yea
Wright Cox: Yea

VIII. Reports

A. Chairman's Report

Board Chairman Cox reported that the joint Work Session with the BMA was a success.

B. Director's Report

Dr. Dyer reported that there are a lot of good things going on this summer. Summer is busy with projects, summer camps and summer learning to mention a few. Operations is working to get all the buildings prepared to open in the fall.

C. Legal Report

Mr. Marshall reported on the agenda items that relate to him and the 24-25 Director of Schools Evaluation. The evaluation went out to the Board and the compiled results were as follows:

General Administrator - 5.0

Financial Management - 5.0

Personnel Administrator- 4.92

IX. Business Items for Approval

A. Approval of the Director of Schools' 2nd Amended Contract (2025-2029)

Approval to extend the term of Dr. Dyer's Contract from 2025-2029. He will be referred to as Director of Schools.

Motion Passed: Wanda Chism made the motion to approve the Director of Schools' 2nd amended contract 2025-2029 based on the evaluation of his performance. The motion was seconded by Tom Bailey.

Paul Childers: Yea

Tom Bailey: Yea

Wanda Chism: Yea

Wanda Gibbs: Yea

Wright Cox: Yea

B. Approval of the Director of Schools' 2024-2025 Evaluation and payment of Performance Bonus.

Motion Passed: Tom Bailey made the motion to approve the Director of Schools' 2024-2025 Evaluation and payment of Performance Bonus. The motion was seconded by Wanda Gibbs.

Paul Childers: Yea

Tom Bailey: Yea

Wanda Chism: Yea

Wanda Gibbs: Yea

Wright Cox: Yea

C. Approval of CS2030 Strategic Plan

Motion Passed: Wanda Gibbs made the motion to approve the CS2030 Strategic Plan. The motion was seconded by Paul Childers.

Paul Childers: Yea

Tom Bailey: Yea

Wanda Chism: Yea

Wanda Gibbs: Yea

Wright Cox: Yea

X. Consent Items for Approval

Motion Passed: Wanda Gibbs made the motion to approve the Consent Agenda. The motion was seconded by Wanda Chism.

Paul Childers: Yea

Tom Bailey: Yea

Wanda Chism: Yea

Wanda Gibbs: Yea

Wright Cox: Yea

A. Approval of May 2025 Monthly Financials

B. Approval of Budget Resolution 2025-08 School Nutrition Amendment #1 (Final)

C. Approval of Budget Resolution 2025-09 Capital Projects Fund Amendment #1 - (Final)

D. Approval of Budget Resolution 2025-10 Federal Fund Amendment #1 (Final)

E. Approval of Budget Resolution 2025-11 Discretionary Grants Fund Amendment #1 (Final)

F. Approval of Budget Resolution 2025-12 General Fund Budget Amedment #3 (Final)

G. Approval of 2025-2026 New Clubs

Addition of Sycamore Garden Club

H. Approval of 2025-2026 School Fees

I. Approval to purchase Mosyle Manager

J. Approval of 2025-2026 Differentiated Pay Plan

K. Approval of June 2025 Policy Updates

1.1021 Student Board Representative (NEW)

1.407 School District Records

1.901 Charter School Applications

1.903 Charter School Oversight

1.905 Charter School Renewal

1.906 Charter School Revocation

2.403	Surplus Property Sales
3.202	Emergency Operations Plan
3.204	Threat Assessment Team
4.100	Instructional Goals
4.212	Virtual Education Program
4.301	Interscholastic Athletics
4.403	Library Materials
4.406	Use of the Internet
4.213	Family Life Education
4.214	Use of Artificial Intelligence Programs
4.300	Extracurricular Activities
4.301	Interscholastic Athletics
4.601	Reporting Student Progress
5.100	Personnel Goals
5.119	Employment of Retirees
5.305	Family and Medical Leave
5.500	Discrimination/Harassment of Employees
5.701	Substitute Teachers
6.200	Attendance
6.303	Questioning Students and Searches
6.304	Student Discrimination, Harassment, Bullying, Cyberbullying, and Intimidation
6.312	Use of Personal Communication Devices and Electronic Devices
6.411	Student Wellness
6.600	Student Records

XI. Adjournment

The meeting adjourned at 3:25 pm.

Wright Cox, Chairman

Dr. Russell Dyer, Director of Schools

Mike Marshall, Board Attorney



COLLIERVILLE SCHOOLS

SCHOLARSHIP · INTEGRITY · SERVICE

MONTHLY FINANCIAL REPORT



JUNE 2025
2024-2025

GENERAL FUND

SCHOOL NUTRITION

FEDERAL PROGRAMS

DISCRETIONARY GRANTS

C. I. P.

**GENERAL FUND
REVENUE**

JUNE 2025 GEN FUND REVENUE

FOR 2025 12

	ORIGINAL ESTIM REV	REVISED EST REV	ACTUAL YTD REVENUE	ACTUAL MTD REVENUE	REMAINING REVENUE	PCT COLL
141 General Purpose Fund						
40110 Current Property Tax	23,520,000.00	23,520,000.00	22,247,488.32	.00	1,272,511.68	94.6%
40120 Trustee's Collection-PY	410,000.00	410,000.00	346,539.14	.00	63,460.86	84.5%
40130 Clerk & Master/Cir Court-P	150,000.00	150,000.00	164,202.18	.00	-14,202.18	109.5%
40150 Pickup Taxes	1,715,161.00	1,715,161.00	1,968,551.90	.00	-253,390.90	114.8%
40162 Pymt in Lieu-Taxes-Local U	248,235.00	248,235.00	182,951.35	.00	65,283.65	73.7%
40163 Pymt in Lieu of Taxes-Othe	282,831.00	282,831.00	213,215.23	.00	69,615.77	75.4%
40210 Local Option Sales Taxes	15,800,000.00	15,800,000.00	13,235,115.96	.00	2,564,884.04	83.8%
40240 Wheel Tax	2,000,105.00	2,000,105.00	2,790,735.50	171,133.27	-790,630.50	139.5%
40270 Business Tax	3,300.00	3,300.00	2,200.76	.00	1,099.24	66.7%
40275 Mixed Drink Tax	289,000.00	289,000.00	294,476.69	27,350.28	-5,476.69	101.9%
40390 Municipal Tax	2,582,675.00	2,582,675.00	2,582,674.92	215,222.91	.08	100.0%
43513 Tuition - Summer School	20,000.00	20,000.00	.00	.00	20,000.00	.0%
43515 Tuition - Other State Syst	150,750.00	150,750.00	144,028.74	.00	6,721.26	95.5%
43990 Other Charges for Services	500,000.00	500,000.00	423,676.97	15,684.91	76,323.03	84.7%
43991 Other Charges for Svcs-(SS	515,000.00	515,000.00	459,971.88	28,186.61	55,028.12	89.3%
44110 Investment Income	440,038.00	440,038.00	866,888.73	88,244.56	-426,850.73	197.0%
44120 Lease/Rentals	20,000.00	20,000.00	3,911.95	.00	16,088.05	19.6%
44160 Medicaid Reimbursements	.00	9,000.00	9,770.34	2,837.42	-770.34	108.6%
44170 Miscellaneous Refunds	850,000.00	850,000.00	291,285.35	34,270.85	558,714.65	34.3%
44171 Tech Replacement Fees	7,000.00	7,000.00	4,569.90	.00	2,430.10	65.3%
44172 Substitute Reimbursement	40,000.00	60,000.00	56,150.20	.00	3,849.80	93.6%
44174 Device Fees	300,000.00	300,000.00	225,480.00	25,880.90	74,520.00	75.2%
44176 Refund - IRS	.00	.00	1.98	.00	-1.98	100.0%
44177 CHS Band Boosters	25,000.00	25,000.00	23,700.00	.00	1,300.00	94.8%
44178 CHS POM Boosters	13,200.00	13,200.00	12,623.20	.00	576.80	95.6%
44179 Collierville Dragon Dancer	13,200.00	13,200.00	13,200.12	.00	-.12	100.0%
44180 CHS Cheer Boosters	6,930.00	12,930.00	11,550.00	.00	1,380.00	89.3%
44181 CHS Boys Soccer	6,250.00	7,250.00	6,977.55	.00	272.45	96.2%
44182 CHS Volleyball	5,500.00	7,700.00	7,675.31	.00	24.69	99.7%
44183 CHS Trap Team	2,400.00	4,700.00	4,651.70	.00	48.30	99.0%
44184 CHS Cross Country	2,000.00	3,000.00	3,000.00	.00	.00	100.0%
44185 CMS Band Boosters	2,400.00	2,400.00	1,395.51	.00	1,004.49	58.1%
44186 CHS Baseball Boosters	29,150.00	29,150.00	27,900.00	.00	1,250.00	95.7%
44187 CHS Softball	5,000.00	5,750.00	5,750.00	.00	.00	100.0%
44188 CHS Girls Soccer	7,000.00	8,200.00	8,140.48	.00	59.52	99.3%
44189 CHS Theatre	6,500.00	11,700.00	11,629.27	.00	70.73	99.4%
44190 CMS Cheer	5,250.00	10,250.00	10,000.04	.00	249.96	97.6%
44192 CHS Girls Lacrosse	700.00	700.00	.00	.00	700.00	.0%
44193 CHS Basketball Boosters	11,000.00	11,000.00	6,600.00	.00	4,400.00	60.0%
44194 CHS Speech & Debate	1,000.00	3,500.00	3,488.78	.00	11.22	99.7%

JUNE 2025 GEN FUND REVENUE

FOR 2025 12

	ORIGINAL ESTIM REV	REVISED EST REV	ACTUAL YTD REVENUE	ACTUAL MTD REVENUE	REMAINING REVENUE	PCT COLL
44195 Athletic Account - Summer	100,000.00	100,000.00	95,915.76	-32,949.60	4,084.24	95.9%
44196 CHS Football Boosters	32,085.00	62,085.00	61,492.70	.00	592.30	99.0%
44197 CHS Boys Wrestling Booster	.00	3,000.00	3,000.00	.00	.00	100.0%
44198 WCMS Cheer Boosters	.00	10,000.00	10,000.00	.00	.00	100.0%
44199 WCMS Orchestra Booster	.00	2,000.00	2,000.00	.00	.00	100.0%
44201 CHS Swimming	.00	1,000.00	1,000.00	.00	.00	100.0%
44202 WCMS Band Boosters	.00	4,000.00	4,000.00	.00	.00	100.0%
44203 CHS Robotics Boosters	.00	20,000.00	18,560.00	.00	1,440.00	92.8%
44204 CHS Choir Boosters	.00	1,200.00	1,162.92	.00	37.08	96.9%
44205 HS Girls Basket	.00	6,000.00	6,000.00	.00	.00	100.0%
44206 CHS Girls Wrestling	.00	1,500.00	1,500.00	.00	.00	100.0%
44520 Insurance Recovery	10,000.00	50,000.00	46,746.00	.00	3,254.00	93.5%
44530 Sale of Equipment	1,100,000.00	1,100,000.00	257,563.80	.00	842,436.20	23.4%
44560 Damages Recovered from Ind	1,000.00	41,000.00	37,130.19	.00	3,869.81	90.6%
44990 Other Local Revenue	2,000.00	2,000.00	1,000.00	.00	1,000.00	50.0%
44991 Dragon Games Donations	4,000.00	4,000.00	.00	.00	4,000.00	.0%
46510 TN Inv in Student Achievem	62,793,827.00	62,793,827.00	61,098,176.75	4,607,340.52	1,695,650.25	97.3%
46513 TISA On -Behalf Paymt Reve	.00	260,653.00	.00	.00	260,653.00	.0%
46590 Other State Education Fund	.00	1,000,000.00	1,000,000.00	.00	.00	100.0%
46610 Career Ladder Program	76,000.00	76,000.00	69,550.60	1,140.10	6,449.40	91.5%
46990 Other State Revenues	.00	415,000.00	294,314.43	.00	120,685.57	70.9%
47143 Special Edu-Grants to Stat	5,000.00	5,000.00	.00	.00	5,000.00	.0%
49800 Transfers In	2,670,000.00	2,670,000.00	292,865.91	.00	2,377,134.09	11.0%
49900 Revenue YE Close	3,866,904.00	14,602,364.00	.00	.00	14,602,364.00	.0%
TOTAL General Purpose Fund	120,647,391.00	133,273,354.00	109,974,149.01	5,184,342.73	23,299,204.99	82.5%
GRAND TOTAL	120,647,391.00	133,273,354.00	109,974,149.01	5,184,342.73	23,299,204.99	82.5%

** END OF REPORT - Generated by Anita Floyd **

**GENERAL FUND
EXPENDITURES**

JUNE 2025 GEN FUND EXP

FOR 2025 12

	ORIGINAL APPROP	REVISED BUDGET	YTD EXPENDED	MTD EXPENDED	ENCUMBRANCES	AVAILABLE BUDGET	PCT USED
141 General Purpose Fund							
71100 Regular Instruction Program							
E11600 Teachers	38,764,043.00	38,764,043.00	32,502,943.08	.00	.00	6,261,099.92	83.8%
E11700 Career Ladder	59,000.00	59,000.00	25,500.00	.00	.00	33,500.00	43.2%
E12700 Career Ladder Ext Contrac	20,000.00	20,000.00	.00	.00	.00	20,000.00	.0%
E12800 Homebound Teachers	30,000.00	30,000.00	6,982.50	.00	.00	23,017.50	23.3%
E16300 Educational Assistants	1,547,602.00	1,547,602.00	1,442,929.61	.00	.00	104,672.39	93.2%
E18800 Bonus Payments	1,065,000.00	1,245,000.00	1,150,000.00	.00	.00	95,000.00	92.4%
E18945 Other Sal & Wages-TN All	.00	101,450.00	101,425.36	.00	.00	24.64	100.0%
E19500 Sub Teachers-Certified	641,670.00	641,670.00	607,433.44	.00	.00	34,236.56	94.7%
E19550 Permanent Sub	288,000.00	288,000.00	219,624.00	.00	.00	68,376.00	76.3%
E19800 Sub Teachers-Non-Certifie	20,000.00	20,000.00	23,550.00	.00	.00	-3,550.00	117.8%
E20100 Social Security	2,630,989.00	2,645,557.00	2,091,706.88	.00	.00	553,850.12	79.1%
E20145 Social Security-TN All Co	.00	.00	3,252.85	.00	.00	-3,252.85	100.0%
E20400 Pensions	2,707,820.00	2,730,236.00	2,487,148.67	-193.32	.00	243,087.33	91.1%
E20600 Life Insurance	100,000.00	100,000.00	118,650.41	.00	.00	-18,650.41	118.7%
E20700 Medical Insurance	4,400,000.00	4,650,000.00	4,647,958.24	-71.94	.00	2,041.76	100.0%
E21200 ER Medicare	615,312.00	619,160.00	491,213.88	.00	.00	127,946.12	79.3%
E21245 Employer Medicare-TN All	.00	.00	1,333.79	.00	.00	-1,333.79	100.0%
E21700 Retirement-Hybrid Stab	145,000.00	145,000.00	147,083.19	.00	.00	-2,083.19	101.4%
E33000 Operating Lease Payments	2,635,000.00	.00	2,058,232.42	.00	.00	-2,058,232.42	100.0%
E33600 Maint & Repair-Equipment	29,200.00	18,200.00	14,505.00	.00	.00	3,695.00	79.7%
E39900 Other Contracted Services	130,000.00	135,000.00	138,836.16	27,754.66	.00	-3,836.16	102.8%
E39902 Other Contr Svcs-Translat	10,000.00	10,000.00	6,372.75	168.85	.00	3,627.25	63.7%
E42900 Inst Supplies & Materials	752,800.00	214,800.00	203,975.87	711.04	.00	10,824.13	95.0%
E42905 Inst Supplies-Alloc to Sc	427,220.00	427,220.00	405,060.00	.00	.00	22,160.00	94.8%
E44900 Textbooks	1,000,000.00	1,674,000.00	1,616,763.32	561,031.49	.00	57,236.68	96.6%
E49900 Other Supplies &Mat	40,000.00	40,000.00	35,384.77	.00	.00	4,615.23	88.5%
E59500 TISA On-Behalf Payments	.00	135,013.00	.00	.00	.00	135,013.00	.0%
E59902 Other Charges - Summer Sc	6,000.00	6,000.00	.00	.00	.00	6,000.00	.0%
E72200 Reg Inst Equipment	706,000.00	648,500.00	624,433.26	245,464.45	.00	24,066.74	96.3%
E72217 Reg Inst Equip (Reimburse	400,000.00	615,000.00	464,411.43	6,905.30	53,629.81	96,958.76	84.2%
TOTAL Regular Instruction Prog	59,170,656.00	57,530,451.00	51,636,710.88	841,770.53	53,629.81	5,840,110.31	89.8%

JUNE 2025 GEN FUND EXP

FOR 2025 12

	ORIGINAL APPROP	REVISED BUDGET	YTD EXPENDED	MTD EXPENDED	ENCUMBRANCES	AVAILABLE BUDGET	PCT USED
71150 Alt Inst Program							
E11600 Teachers	128,573.00	128,573.00	109,264.70	.00	.00	19,308.30	85.0%
E16300 Educational Assistants	26,128.00	26,128.00	22,682.42	.00	.00	3,445.58	86.8%
E20100 Social Security	9,591.00	9,591.00	7,893.61	.00	.00	1,697.39	82.3%
E20400 Pensions	9,839.00	9,839.00	7,302.67	.00	.00	2,536.33	74.2%
E20600 Life Insurance	670.00	670.00	387.04	.00	.00	282.96	57.8%
E20700 Medical Insurance	27,000.00	27,000.00	12,483.10	.00	.00	14,516.90	46.2%
E21200 ER Medicare	2,243.00	2,243.00	1,846.14	.00	.00	396.86	82.3%
E21700 Retirement-Hybrid Stab	400.00	400.00	60.57	.00	.00	339.43	15.1%
E39900 Other Contracted Services	40,000.00	40,000.00	16,371.00	2,191.00	.00	23,629.00	40.9%
E42900 Inst Supplies & Materials	4,000.00	4,000.00	737.94	.00	.00	3,262.06	18.4%
E49900 Other Supplies &Mat	2,000.00	2,000.00	1,134.67	.00	94.47	770.86	61.5%
E59900 Other Charges	2,000.00	2,000.00	171.79	.00	.00	1,828.21	8.6%
E79000 Other Equipment	5,000.00	5,000.00	1,238.00	.00	.00	3,762.00	24.8%
TOTAL Alt Inst Program	257,444.00	257,444.00	181,573.65	2,191.00	94.47	75,775.88	70.6%

JUNE 2025 GEN FUND EXP

FOR 2025 12

	ORIGINAL APPROP	REVISED BUDGET	YTD EXPENDED	MTD EXPENDED	ENCUMBRANCES	AVAILABLE BUDGET	PCT USED
71200 Special Education Program							
E11600 Teachers	4,627,256.00	4,627,256.00	3,888,174.82	1,650.00	.00	739,081.18	84.0%
E11700 Career Ladder	3,000.00	3,000.00	1,000.00	.00	.00	2,000.00	33.3%
E12800 Homebound Teachers	83,996.00	83,996.00	72,520.46	.00	.00	11,475.54	86.3%
E16300 Educational Assistants	2,312,620.00	2,312,620.00	2,124,702.73	693.00	.00	187,917.27	91.9%
E17100 Speech Pathologist	902,644.00	902,644.00	700,419.41	.00	.00	202,224.59	77.6%
E18900 Other Salaries & Wages	2,000.00	2,000.00	1,555.00	.00	.00	445.00	77.8%
E19500 Sub Teachers-Certified	60,000.00	103,000.00	102,680.00	.00	.00	320.00	99.7%
E19800 Sub Teachers-Non-Certifie	70,000.00	134,000.00	133,819.83	.00	.00	180.17	99.9%
E20100 Social Security	499,691.00	499,691.00	407,277.90	145.27	.00	92,413.10	81.5%
E20400 Pensions	607,922.00	607,922.00	510,990.32	149.81	.00	96,931.68	84.1%
E20600 Life Insurance	17,750.00	22,750.00	22,723.75	.00	.00	26.25	99.9%
E20700 Medical Insurance	714,150.00	875,150.00	875,290.22	.00	.00	-140.22	100.0%
E21200 ER Medicare	116,863.00	116,863.00	95,754.26	33.98	.00	21,108.74	81.9%
E21700 Retirement-Hybrid Stab	65,000.00	65,000.00	47,949.52	7.76	.00	17,050.48	73.8%
E31200 Contracts w Private Agenc	20,000.00	20,000.00	19,992.50	.00	.00	7.50	100.0%
E33600 Maint & Repair-Equipment	5,000.00	6,550.00	6,519.77	572.98	.00	30.23	99.5%
E42900 Inst Supplies & Materials	29,600.00	29,600.00	21,349.84	.00	.87	8,249.29	72.1%
E49900 Other Supplies & Mat	19,000.00	19,000.00	18,751.78	.00	198.78	49.44	99.7%
E59500 TISA On-Behalf Payments	.00	125,640.00	.00	.00	.00	125,640.00	.0%
E72500 Special Education Equipme	20,000.00	20,000.00	13,895.43	2,178.13	.00	6,104.57	69.5%
TOTAL Special Education Progra	10,176,492.00	10,576,682.00	9,065,367.54	5,430.93	199.65	1,511,114.81	85.7%

JUNE 2025 GEN FUND EXP

FOR 2025 12

	ORIGINAL APPROP	REVISED BUDGET	YTD EXPENDED	MTD EXPENDED	ENCUMBRANCES	AVAILABLE BUDGET	PCT USED
71300 Vocational Education Program							
E11600 Teachers	2,229,707.00	2,229,707.00	1,689,443.67	.00	.00	540,263.33	75.8%
E19500 Sub Teachers-Certified	45,000.00	60,000.00	58,169.86	.00	.00	1,830.14	96.9%
E20100 Social Security	141,032.00	141,032.00	102,701.99	.00	.00	38,330.01	72.8%
E20400 Pensions	141,809.00	141,809.00	123,484.97	.00	.00	18,324.03	87.1%
E20600 Life Insurance	2,500.00	6,500.00	5,902.95	.00	.00	597.05	90.8%
E20700 Medical Insurance	90,000.00	179,000.00	178,798.22	.00	.00	201.78	99.9%
E21200 ER Medicare	32,983.00	32,983.00	24,132.98	.00	.00	8,850.02	73.2%
E21700 Retirement-Hybrid Stab	6,000.00	10,000.00	9,778.13	.00	.00	221.87	97.8%
E33600 Maint & Repair-Equipment	10,000.00	2,000.00	1,764.40	660.00	.00	235.60	88.2%
E42900 Inst Supplies & Materials	55,500.00	55,500.00	44,270.21	357.12	.00	11,229.79	79.8%
E44900 Textbooks	20,000.00	14,000.00	13,700.00	.00	.00	300.00	97.9%
E49900 Other Supplies &Mat	10,000.00	.00	.00	.00	.00	.00	.0%
E73000 Vocational Equipment	20,000.00	11,000.00	9,954.34	.00	.00	1,045.66	90.5%
TOTAL Vocational Education Pro	2,804,531.00	2,883,531.00	2,262,101.72	1,017.12	.00	621,429.28	78.4%

JUNE 2025 GEN FUND EXP

FOR 2025 12

	ORIGINAL APPROP	REVISED BUDGET	YTD EXPENDED	MTD EXPENDED	ENCUMBRANCES	AVAILABLE BUDGET	PCT USED
72110 Attendance							
E10500 Supervisor/Director	229,224.00	229,224.00	200,436.88	.00	.00	28,787.12	87.4%
E16100 Secretary(s)	59,771.00	59,771.00	52,691.33	.00	.00	7,079.67	88.2%
E18900 Other Salaries & Wages	339,980.00	339,980.00	306,051.24	.00	.00	33,928.76	90.0%
E20100 Social Security	38,996.00	38,996.00	32,606.91	.00	.00	6,389.09	83.6%
E20400 Pensions	42,680.00	52,680.00	45,382.30	.00	.00	7,297.70	86.1%
E20600 Life Insurance	1,760.00	1,760.00	1,891.60	.00	.00	-131.60	107.5%
E20700 Medical Insurance	62,000.00	62,000.00	61,491.60	.00	.00	508.40	99.2%
E21200 ER Medicare	9,120.00	9,120.00	7,625.59	.00	.00	1,494.41	83.6%
E21700 Retirement-Hybrid Stab	.00	4,000.00	2,242.67	.00	.00	1,757.33	56.1%
E35500 Travel	2,000.00	2,000.00	1,496.55	.00	.00	503.45	74.8%
E39900 Other Contracted Services	66,500.00	87,086.00	81,424.97	17,586.12	.00	5,661.03	93.5%
E49900 Other Supplies & Mat	2,500.00	2,500.00	1,721.43	.00	.00	778.57	68.9%
E52400 In-Service/Staff Developm	33,000.00	33,000.00	24,302.19	.00	.00	8,697.81	73.6%
E59900 Other Charges	250.00	250.00	.00	.00	.00	250.00	.0%
E70400 Attendance Equipment	3,000.00	3,000.00	2,177.98	.00	.00	822.02	72.6%
TOTAL Attendance	890,781.00	925,367.00	821,543.24	17,586.12	.00	103,823.76	88.8%

JUNE 2025 GEN FUND EXP

FOR 2025 12

	ORIGINAL APPROP	REVISED BUDGET	YTD EXPENDED	MTD EXPENDED	ENCUMBRANCES	AVAILABLE BUDGET	PCT USED
72120 Health Services							
E13100 Medical Personnel	801,672.00	801,672.00	686,531.41	.00	.00	115,140.59	85.6%
E18900 Other Salaries & Wages	315,284.00	355,284.00	336,597.48	.00	.00	18,686.52	94.7%
E18910 Sub Nurses	2,000.00	2,000.00	.00	.00	.00	2,000.00	.0%
E20100 Social Security	69,375.00	69,375.00	58,270.99	.00	.00	11,104.01	84.0%
E20400 Pensions	85,163.00	85,163.00	83,219.02	.00	.00	1,943.98	97.7%
E20600 Life Insurance	2,500.00	3,250.00	3,242.80	.00	.00	7.20	99.8%
E20700 Medical Insurance	150,000.00	159,800.00	159,741.24	.00	.00	58.76	100.0%
E21200 ER Medicare	16,225.00	16,225.00	13,628.07	.00	.00	2,596.93	84.0%
E21700 Retirement-Hybrid Stab	18,000.00	18,000.00	9,600.31	.00	.00	8,399.69	53.3%
E35500 Travel	3,500.00	3,500.00	164.05	.00	.00	3,335.95	4.7%
E39900 Other Contracted Services	60,000.00	42,414.00	22,444.00	3,072.00	.00	19,970.00	52.9%
E49900 Other Supplies &Mat	9,000.00	9,000.00	6,787.51	.00	1,209.00	1,003.49	88.9%
E52400 In-Service/Staff Developm	7,000.00	7,000.00	6,102.74	585.00	.00	897.26	87.2%
E73500 Health Equipment	5,000.00	5,000.00	4,986.12	.00	.00	13.88	99.7%
TOTAL Health Services	1,544,719.00	1,577,683.00	1,391,315.74	3,657.00	1,209.00	185,158.26	88.3%

JUNE 2025 GEN FUND EXP

FOR 2025 12

	ORIGINAL APPROP	REVISED BUDGET	YTD EXPENDED	MTD EXPENDED	ENCUMBRANCES	AVAILABLE BUDGET	PCT USED
72130 Other Student Support							
E12300 Guidance Personnel	1,983,771.00	1,983,771.00	1,685,953.04	.00	.00	297,817.96	85.0%
E18900 Other Salaries & Wages	350,000.00	350,000.00	272,828.55	.00	.00	77,171.45	78.0%
E18913 Other Salaries-Schools Ex	.00	.00	1,675.61	.00	.00	-1,675.61	100.0%
E20100 Social Security	144,694.00	144,694.00	113,230.41	.00	.00	31,463.59	78.3%
E20400 Pensions	148,428.00	148,428.00	134,680.70	.00	.00	13,747.30	90.7%
E20600 Life Insurance	4,743.00	5,843.00	5,818.80	.00	.00	24.20	99.6%
E20700 Medical Insurance	202,000.00	229,000.00	228,974.10	.00	.00	25.90	100.0%
E21200 ER Medicare	33,840.00	33,840.00	26,481.33	.00	.00	7,358.67	78.3%
E21700 Retirement-Hybrid Stab	7,600.00	7,600.00	6,083.10	.00	.00	1,516.90	80.0%
E32200 Evaluation & Testing	76,450.00	71,450.00	63,826.91	.00	.00	7,623.09	89.3%
E49900 Other Supplies &Mat	6,500.00	31,500.00	28,648.35	.00	.00	2,851.65	90.9%
E59900 Other Charges	.00	5,000.00	4,704.09	.00	.00	295.91	94.1%
TOTAL Other Student Support	2,958,026.00	3,011,126.00	2,572,904.99	.00	.00	438,221.01	85.4%

JUNE 2025 GEN FUND EXP

FOR 2025 12

	ORIGINAL APPROP	REVISED BUDGET	YTD EXPENDED	MTD EXPENDED	ENCUMBRANCES	AVAILABLE BUDGET	PCT USED
72210 Regular Inst Program Support							
E10500 Supervisor/Director	1,035,386.00	1,035,386.00	908,068.92	.00	.00	127,317.08	87.7%
E11700 Career Ladder	8,000.00	8,000.00	4,500.00	.00	.00	3,500.00	56.3%
E12900 Librarian(s)	750,907.00	750,907.00	624,848.20	.00	.00	126,058.80	83.2%
E13700 Education Media Personnel	60,000.00	38,000.00	30,344.83	.00	.00	7,655.17	79.9%
E16100 Secretary(s)	59,771.00	59,771.00	50,904.12	.00	.00	8,866.88	85.2%
E19600 In-Service Training	40,000.00	40,000.00	12,314.71	.00	.00	27,685.29	30.8%
E20100 Social Security	121,152.00	121,152.00	96,157.19	.00	.00	24,994.81	79.4%
E20400 Pensions	126,956.00	126,956.00	111,754.04	.00	.00	15,201.96	88.0%
E20600 Life Insurance	5,060.00	5,560.00	5,560.80	.00	.00	-.80	100.0%
E20700 Medical Insurance	227,000.00	208,500.00	129,530.96	.00	.00	78,969.04	62.1%
E21200 ER Medicare	28,334.00	28,334.00	22,488.36	.00	.00	5,845.64	79.4%
E21700 Retirement-Hybrid Stab	8,120.00	8,120.00	4,235.17	.00	.00	3,884.83	52.2%
E30800 Consultants	48,000.00	48,000.00	44,975.00	9,625.00	.00	3,025.00	93.7%
E35500 Travel	1,000.00	1,000.00	.00	.00	.00	1,000.00	.0%
E39900 Other Contracted Services	50,000.00	57,000.00	55,766.91	.00	.00	1,233.09	97.8%
E39906 Other Contracts VCS TV St	.00	40,000.00	26,950.00	.00	.00	13,050.00	67.4%
E43200 Library Books/Media	95,000.00	95,000.00	91,027.60	1,395.46	.00	3,972.40	95.8%
E49900 Other Supplies &Mat	12,800.00	12,800.00	7,523.28	968.72	.00	5,276.72	58.8%
E52400 In-Service/Staff Developm	137,000.00	137,000.00	92,859.50	45,201.00	.00	44,140.50	67.8%
E59900 Other Charges	9,000.00	11,500.00	10,459.49	1,424.50	.00	1,040.51	91.0%
E79000 Other Equipment	25,000.00	25,000.00	3,268.87	.00	.00	21,731.13	13.1%
TOTAL Regular Inst Program Sup	2,848,486.00	2,857,986.00	2,333,537.95	58,614.68	.00	524,448.05	81.6%

JUNE 2025 GEN FUND EXP

FOR 2025 12

	ORIGINAL APPROP	REVISED BUDGET	YTD EXPENDED	MTD EXPENDED	ENCUMBRANCES	AVAILABLE BUDGET	PCT USED
72215 Alt Inst Program Support							
E52400 In-Service/Staff Developm	2,500.00	2,500.00	.00	.00	.00	2,500.00	.0%
TOTAL Alt Inst Program Support	2,500.00	2,500.00	.00	.00	.00	2,500.00	.0%

JUNE 2025 GEN FUND EXP

FOR 2025 12

	ORIGINAL APPROP	REVISED BUDGET	YTD EXPENDED	MTD EXPENDED	ENCUMBRANCES	AVAILABLE BUDGET	PCT USED
72220 Special Edu Program Support							
E10500 Supervisor/Director	330,517.00	330,517.00	286,980.23	.00	.00	43,536.77	86.8%
E11700 Career Ladder	1,000.00	1,000.00	500.00	.00	.00	500.00	50.0%
E12400 Psychological Personnel	486,115.00	486,115.00	429,979.82	.00	.00	56,135.18	88.5%
E16200 Clerical Personnel	434,637.00	434,637.00	409,174.84	.00	.00	25,462.16	94.1%
E18900 Other Salaries & wages	37,500.00	37,500.00	39,892.50	.00	.00	-2,392.50	106.4%
E18902 Occupational Therapy	435,818.00	435,818.00	392,774.62	.00	.00	43,043.38	90.1%
E18903 Physical Therapist	89,588.00	89,588.00	75,805.22	.00	.00	13,782.78	84.6%
E20100 Social Security	112,541.00	112,541.00	94,019.89	.00	.00	18,521.11	83.5%
E20400 Pensions	134,917.00	134,917.00	121,471.30	.00	.00	13,445.70	90.0%
E20600 Life Insurance	3,500.00	5,400.00	5,387.42	.00	.00	12.58	99.8%
E20700 Medical Insurance	135,000.00	223,000.00	222,355.60	.00	.00	644.40	99.7%
E21200 ER Medicare	26,320.00	26,320.00	21,989.05	.00	.00	4,330.95	83.5%
E21700 Retirement-Hybrid Stab	10,358.00	10,358.00	6,721.89	.00	.00	3,636.11	64.9%
E30800 Consultants	15,000.00	14,000.00	7,966.13	27.63	.00	6,033.87	56.9%
E35500 Travel	4,640.00	4,640.00	3,493.96	.00	.00	1,146.04	75.3%
E39900 Other Contracted Services	90,300.00	88,750.00	46,728.68	11,967.68	.00	42,021.32	52.7%
E49900 Other Supplies &Mat	15,000.00	15,000.00	12,671.48	.00	2,212.56	115.96	99.2%
E52400 In-Service/Staff Developm	10,000.00	10,650.00	10,220.56	.00	.00	429.44	96.0%
E59900 Other Charges	2,000.00	3,000.00	2,889.90	.00	.00	110.10	96.3%
E79000 Other Equipment	10,000.00	9,350.00	4,802.10	.00	.00	4,547.90	51.4%
TOTAL Special Edu Program Supp	2,384,751.00	2,473,101.00	2,195,825.19	11,995.31	2,212.56	275,063.25	88.9%

JUNE 2025 GEN FUND EXP

FOR 2025 12

	ORIGINAL APPROP	REVISED BUDGET	YTD EXPENDED	MTD EXPENDED	ENCUMBRANCES	AVAILABLE BUDGET	PCT USED
72250 Technology							
E10500 Supervisor/Director	930,839.00	930,839.00	818,045.44	.00	.00	112,793.56	87.9%
E13800 Instru Computer Personnel	792,259.00	792,259.00	707,073.20	.00	.00	85,185.80	89.2%
E16200 Clerical Personnel	55,218.00	55,218.00	49,973.87	.00	.00	5,244.13	90.5%
E18900 Other Salaries & Wages	747,522.00	747,522.00	648,240.99	.00	.00	99,281.01	86.7%
E20100 Social Security	156,602.00	156,602.00	130,744.88	.00	.00	25,857.12	83.5%
E20400 Pensions	196,606.00	196,606.00	170,952.15	.00	.00	25,653.85	87.0%
E20600 Life Insurance	7,000.00	7,000.00	7,449.95	.00	.00	-449.95	106.4%
E20700 Medical Insurance	220,000.00	220,000.00	225,073.92	.00	.00	-5,073.92	102.3%
E21200 ER Medicare	36,625.00	36,625.00	30,576.82	.00	.00	6,048.18	83.5%
E21700 Retirement-Hybrid Stab	18,900.00	18,900.00	11,661.95	.00	.00	7,238.05	61.7%
E30700 Communication	163,000.00	163,000.00	60,141.87	7,865.63	.00	102,858.13	36.9%
E30800 Consultants	97,500.00	97,500.00	53,340.94	3,115.00	.00	44,159.06	54.7%
E33600 Maint & Repair-Equipment	180,000.00	180,000.00	154,729.23	21,850.00	8,007.76	17,263.01	90.4%
E35000 Internet Connectivity	613,200.00	613,200.00	341,755.90	59,043.60	.00	271,444.10	55.7%
E35500 Travel	1,500.00	1,500.00	397.35	.00	.00	1,102.65	26.5%
E39900 Other Contracted Services	40,000.00	40,000.00	29,668.72	8,971.77	.00	10,331.28	74.2%
E43500 Office Supplies	4,000.00	4,000.00	3,956.99	.00	.00	43.01	98.9%
E47000 Cabling	53,500.00	53,500.00	47,322.56	15,360.20	.00	6,177.44	88.5%
E47100 Software	1,022,900.00	1,022,900.00	683,809.45	32,408.41	.00	339,090.55	66.9%
E49900 Other Supplies &Mat	25,500.00	25,500.00	7,390.63	.00	.00	18,109.37	29.0%
E52400 In-Service/Staff Developm	75,100.00	75,100.00	52,818.50	1,235.84	.00	22,281.50	70.3%
E59900 Other Charges	143,250.00	143,250.00	124,128.16	126.51	.00	19,121.84	86.7%
E70100 Administration Equipment	596,000.00	596,000.00	571,800.55	95,277.00	.00	24,199.45	95.9%
E79000 Other Equipment	92,500.00	92,500.00	92,224.29	.00	.00	275.71	99.7%
E79010 Technology Replacement Eq	5,000.00	5,000.00	4,996.00	.00	.00	4.00	99.9%
TOTAL Technology	6,274,521.00	6,274,521.00	5,028,274.31	245,253.96	8,007.76	1,238,238.93	80.3%

JUNE 2025 GEN FUND EXP

FOR 2025 12

	ORIGINAL APPROP	REVISED BUDGET	YTD EXPENDED	MTD EXPENDED	ENCUMBRANCES	AVAILABLE BUDGET	PCT USED
72310 Board of Education							
E18900 Other Salaries & Wages	39,829.00	39,829.00	36,672.20	.00	.00	3,156.80	92.1%
E20100 Social Security	2,469.00	2,469.00	2,060.76	.00	.00	408.24	83.5%
E20600 Life Insurance	9,900.00	9,900.00	6,570.02	.00	.00	3,329.98	66.4%
E20700 Medical Insurance	660,000.00	660,000.00	564,453.67	60,548.84	.00	95,546.33	85.5%
E21200 ER Medicare	578.00	578.00	531.67	.00	.00	46.33	92.0%
E21500 Contributions for OPEB	400,000.00	400,000.00	.00	.00	.00	400,000.00	.0%
E30500 Audit Services	81,000.00	92,000.00	87,100.00	.00	.00	4,900.00	94.7%
E32000 Dues & Memberships	8,400.00	8,400.00	8,323.00	.00	.00	77.00	99.1%
E33100 Legal Services	125,000.00	125,000.00	96,386.42	4,875.00	.00	28,613.58	77.1%
E39900 Other Contracted Services	8,000.00	8,000.00	3,600.00	.00	.00	4,400.00	45.0%
E49900 Other Supplies &Mat	600.00	600.00	68.62	.00	.00	531.38	11.4%
E50500 Judgments	90,000.00	79,000.00	222.55	.00	.00	78,777.45	.3%
E50600 Liability Insurance	185,468.00	234,676.00	227,194.86	.00	.00	7,481.14	96.8%
E50800 Premium on Corp Surety Bo	9,000.00	9,000.00	.00	.00	.00	9,000.00	.0%
E51300 On the Job Injuries	165,000.00	186,199.00	186,199.00	.00	.00	.00	100.0%
E52400 In-Service/Staff Developm	15,000.00	18,000.00	15,544.29	.00	750.00	1,705.71	90.5%
E59900 Other Charges	537,569.00	1,045,388.00	1,025,967.59	180.39	29.00	19,391.41	98.1%
TOTAL Board of Education	2,337,813.00	2,919,039.00	2,260,894.65	65,604.23	779.00	657,365.35	77.5%

JUNE 2025 GEN FUND EXP

FOR 2025 12

	ORIGINAL APPROP	REVISED BUDGET	YTD EXPENDED	MTD EXPENDED	ENCUMBRANCES	AVAILABLE BUDGET	PCT USED
72320 Director of Schools							
E10100 County Official/Admin Off	220,150.00	220,150.00	219,337.01	.00	.00	812.99	99.6%
E16100 Secretary(s)	73,089.00	73,089.00	62,767.52	.00	.00	10,321.48	85.9%
E18800 Bonus Payments	20,000.00	20,000.00	.00	.00	.00	20,000.00	.0%
E20100 Social Security	19,421.00	19,421.00	15,970.34	.00	.00	3,450.66	82.2%
E20400 Pensions	23,197.00	23,197.00	20,793.28	.00	.00	2,403.72	89.6%
E20600 Life Insurance	1,600.00	1,600.00	1,270.60	.00	.00	329.40	79.4%
E20700 Medical Insurance	16,500.00	16,500.00	16,244.20	.00	.00	255.80	98.4%
E20800 Dental Insurance - Supt	510.00	510.00	508.20	.00	.00	1.80	99.6%
E21200 ER Medicare	4,542.00	4,542.00	4,037.29	.00	.00	504.71	88.9%
E29900 Other Fringe Benefits	9,000.00	9,000.00	.00	.00	.00	9,000.00	.0%
E32000 Dues & Memberships	17,945.00	17,945.00	17,259.03	600.00	.00	685.97	96.2%
E34800 Postal Charges	6,500.00	6,500.00	4,477.63	22.18	11.99	2,010.38	69.1%
E39900 Other Contracted Services	45,000.00	98,792.00	95,434.41	.00	.00	3,357.59	96.6%
E43500 Office Supplies	3,500.00	1,000.00	658.04	.00	.00	341.96	65.8%
E52400 In-Service/Staff Developm	15,000.00	22,000.00	16,737.18	596.60	300.00	4,962.82	77.4%
E59900 Other Charges	57,975.00	67,280.00	65,764.45	655.30	27.98	1,487.57	97.8%
E70100 Administration Equipment	6,000.00	1,000.00	841.68	.00	.00	158.32	84.2%
TOTAL Director of Schools	539,929.00	602,526.00	542,100.86	1,874.08	339.97	60,085.17	90.0%

JUNE 2025 GEN FUND EXP

FOR 2025 12

	ORIGINAL APPROP	REVISED BUDGET	YTD EXPENDED	MTD EXPENDED	ENCUMBRANCES	AVAILABLE BUDGET	PCT USED
72410 Office of the Principal							
E10401 Assistant Principals	2,440,764.00	2,440,764.00	2,212,817.91	.00	.00	227,946.09	90.7%
E10402 Elem/Md Principals	988,034.00	988,034.00	867,025.10	.00	.00	121,008.90	87.8%
E10403 High School Principal	132,451.00	132,451.00	113,571.80	.00	.00	18,879.20	85.7%
E10405 Vice Principal	104,248.00	104,248.00	92,725.44	.00	.00	11,522.56	88.9%
E11700 Career Ladder	5,000.00	5,000.00	2,000.00	.00	.00	3,000.00	40.0%
E16100 Secretary(s)	497,763.00	497,763.00	465,246.69	.00	.00	32,516.31	93.5%
E16200 Clerical Personnel	826,311.00	826,311.00	756,200.27	.00	.00	70,110.73	91.5%
E18900 Other Salaries & wages	44,322.00	44,322.00	32,688.13	.00	.00	11,633.87	73.8%
E20100 Social Security	312,411.00	312,411.00	263,747.20	.00	.00	48,663.80	84.4%
E20400 Pensions	376,974.00	376,974.00	323,356.27	.00	.00	53,617.73	85.8%
E20600 Life Insurance	15,957.00	15,957.00	15,048.17	.00	.00	908.83	94.3%
E20700 Medical Insurance	584,000.00	584,000.00	584,884.12	.00	.00	-884.12	100.2%
E21200 ER Medicare	73,064.00	73,064.00	61,685.88	.00	.00	11,378.12	84.4%
E21700 Retirement-Hybrid Stab	12,216.00	12,216.00	11,562.42	.00	.00	653.58	94.6%
E52400 In-Service/Staff Developm	97,500.00	111,960.00	56,529.76	923.94	.00	55,430.24	50.5%
TOTAL Office of the Principal	6,511,015.00	6,525,475.00	5,859,089.16	923.94	.00	666,385.84	89.8%

JUNE 2025 GEN FUND EXP

FOR 2025 12

	ORIGINAL APPROP	REVISED BUDGET	YTD EXPENDED	MTD EXPENDED	ENCUMBRANCES	AVAILABLE BUDGET	PCT USED
72510 Fiscal Services							
E10500 Supervisor/Director	263,847.00	263,847.00	230,386.66	.00	.00	33,460.34	87.3%
E11900 Accountants/Bookkeepers	358,019.00	358,019.00	306,958.22	.00	.00	51,060.78	85.7%
E16100 Secretary(s)	76,061.00	76,061.00	18,349.68	.00	.00	57,711.32	24.1%
E18900 Other Salaries & Wages	155,351.00	155,351.00	91,253.74	.00	.00	64,097.26	58.7%
E18906 Business Info Sys Special	77,657.00	103,657.00	91,877.89	.00	.00	11,779.11	88.6%
E20100 Social Security	62,514.00	62,514.00	41,030.99	.00	.00	21,483.01	65.6%
E20400 Pensions	96,794.00	96,794.00	60,717.47	.00	.00	36,076.53	62.7%
E20600 Life Insurance	1,900.00	2,400.00	2,302.80	.00	.00	97.20	96.0%
E20700 Medical Insurance	50,000.00	59,500.00	59,521.36	.00	.00	-21.36	100.0%
E21200 ER Medicare	13,499.00	13,499.00	10,322.55	.00	.00	3,176.45	76.5%
E21700 Retirement-Hybrid Stab	5,750.00	5,750.00	3,586.39	.00	.00	2,163.61	62.4%
E32000 Dues & Memberships	2,735.00	2,735.00	2,580.00	.00	.00	155.00	94.3%
E35500 Travel	300.00	300.00	226.97	.00	.00	73.03	75.7%
E39900 Other Contracted Services	433,190.00	468,190.00	420,890.11	29,984.15	22,151.46	25,148.43	94.6%
E43500 Office Supplies	6,700.00	10,700.00	10,301.58	865.45	14.57	383.85	96.4%
E49900 Other Supplies & Mat	2,975.00	2,975.00	1,662.62	.00	.00	1,312.38	55.9%
E52400 In-Service/Staff Developm	44,400.00	40,400.00	24,168.97	.00	.00	16,231.03	59.8%
E59900 Other Charges	1,600.00	1,600.00	328.00	.00	.00	1,272.00	20.5%
E70100 Administration Equipment	33,000.00	33,000.00	3,950.63	.00	.00	29,049.37	12.0%
TOTAL Fiscal Services	1,686,292.00	1,757,292.00	1,380,416.63	30,849.60	22,166.03	354,709.34	79.8%

JUNE 2025 GEN FUND EXP

FOR 2025 12

	ORIGINAL APPROP	REVISED BUDGET	YTD EXPENDED	MTD EXPENDED	ENCUMBRANCES	AVAILABLE BUDGET	PCT USED
72520 Human Resources/Personnel							
E10500 Supervisor/Director	367,405.00	367,405.00	310,690.49	.00	.00	56,714.51	84.6%
E16100 Secretary(s)	53,330.00	53,330.00	55,173.23	.00	.00	-1,843.23	103.5%
E16200 Clerical Personnel	.00	.00	-1,834.49	.00	.00	1,834.49	100.0%
E18900 Other Salaries & Wages	.00	25,000.00	2,152.80	.00	.00	22,847.20	8.6%
E18907 Benefits Analyst	91,523.00	91,523.00	83,249.02	.00	.00	8,273.98	91.0%
E18909 Human Resources Technicia	77,575.00	77,575.00	69,690.03	.00	.00	7,884.97	89.8%
E20100 Social Security	36,570.00	38,120.00	31,055.74	.00	.00	7,064.26	81.5%
E20400 Pensions	47,478.00	49,068.00	40,058.94	.00	.00	9,009.06	81.6%
E20600 Life Insurance	2,000.00	2,000.00	1,808.33	.00	.00	191.67	90.4%
E20700 Medical Insurance	40,000.00	40,000.00	31,648.80	.00	.00	8,351.20	79.1%
E21000 Unemployment Compensation	36,000.00	36,000.00	12,270.44	.00	.00	23,729.56	34.1%
E21200 ER Medicare	8,553.00	8,915.00	7,263.07	.00	.00	1,651.93	81.5%
E21700 Retirement-Hybrid Stab	1,600.00	1,600.00	606.80	.00	.00	993.20	37.9%
E29900 Other Fringe Benefits	10,000.00	12,000.00	10,529.80	1,014.90	.00	1,470.20	87.7%
E32000 Dues & Memberships	3,400.00	1,400.00	1,052.00	.00	.00	348.00	75.1%
E35500 Travel	500.00	500.00	107.51	.00	.00	392.49	21.5%
E39900 Other Contracted Services	62,700.00	78,700.00	61,060.86	12,009.70	.00	17,639.14	77.6%
E41100 Data Processing Supplies	6,000.00	.00	.00	.00	.00	.00	.0%
E43500 Office Supplies	6,000.00	6,000.00	5,862.48	.00	.00	137.52	97.7%
E52400 In-Service/Staff Developm	44,000.00	27,800.00	24,150.38	.00	.00	3,649.62	86.9%
E70100 Administration Equipment	9,000.00	15,200.00	14,579.96	.00	.00	620.04	95.9%
TOTAL Human Resources/Personne	903,634.00	932,136.00	761,176.19	13,024.60	.00	170,959.81	81.7%

JUNE 2025 GEN FUND EXP

FOR 2025 12

	ORIGINAL APPROP	REVISED BUDGET	YTD EXPENDED	MTD EXPENDED	ENCUMBRANCES	AVAILABLE BUDGET	PCT USED
72610 Operation of Plant							
E16600 Custodial Personnel	685,383.00	685,383.00	553,577.59	.00	.00	131,805.41	80.8%
E20100 Social Security	42,494.00	42,494.00	31,931.39	.00	.00	10,562.61	75.1%
E20400 Pensions	74,296.00	74,296.00	48,105.88	.00	.00	26,190.12	64.7%
E20600 Life Insurance	1,900.00	1,900.00	1,678.97	.00	.00	221.03	88.4%
E20700 Medical Insurance	110,000.00	110,000.00	92,864.68	.00	.00	17,135.32	84.4%
E21200 ER Medicare	9,938.00	9,938.00	7,497.66	.00	.00	2,440.34	75.4%
E21700 Retirement-Hybrid Stab	5,750.00	5,750.00	4,607.65	.00	.00	1,142.35	80.1%
E32800 Janitorial Services	2,520,000.00	2,520,000.00	2,278,064.74	203,521.35	.00	241,935.26	90.4%
E39900 Other Contracted Services	617,000.00	617,000.00	506,236.58	127,141.19	.00	110,763.42	82.0%
E41000 Custodial Supplies	30,000.00	30,000.00	27,258.29	973.79	457.69	2,284.02	92.4%
E41500 Electricity	2,400,000.00	2,400,000.00	2,046,302.06	170,783.41	.00	353,697.94	85.3%
E49900 Other Supplies &Mat	10,000.00	10,000.00	.00	.00	.00	10,000.00	.0%
E50200 Building & Content Insura	375,000.00	468,658.00	468,658.00	.00	.00	.00	100.0%
E52400 In-Service/Staff Developm	1,000.00	1,000.00	.00	.00	.00	1,000.00	.0%
E59900 Other Charges	34,000.00	34,000.00	17,125.00	1,053.00	225.00	16,650.00	51.0%
E72000 Plant Operation Equipment	10,000.00	10,000.00	7,628.96	.00	.00	2,371.04	76.3%
TOTAL Operation of Plant	6,926,761.00	7,020,419.00	6,091,537.45	503,472.74	682.69	928,198.86	86.8%

JUNE 2025 GEN FUND EXP

FOR 2025 12

	ORIGINAL APPROP	REVISED BUDGET	YTD EXPENDED	MTD EXPENDED	ENCUMBRANCES	AVAILABLE BUDGET	PCT USED
72620 Maintenance of Plant							
E10500 Supervisor/Director	229,710.00	229,710.00	200,289.81	.00	.00	29,420.19	87.2%
E16100 Secretary(s)	59,771.00	59,771.00	54,792.97	.00	.00	4,978.03	91.7%
E16700 Maintenance Personnel	498,929.00	498,929.00	419,620.27	.00	.00	79,308.73	84.1%
E20100 Social Security	48,881.00	48,881.00	39,268.99	.00	.00	9,612.01	80.3%
E20400 Pensions	85,464.00	85,464.00	54,847.38	.00	.00	30,616.62	64.2%
E20600 Life Insurance	3,000.00	3,000.00	2,283.80	.00	.00	716.20	76.1%
E20700 Medical Insurance	104,000.00	104,000.00	87,813.20	.00	.00	16,186.80	84.4%
E21200 ER Medicare	11,432.00	11,432.00	9,184.10	.00	.00	2,247.90	80.3%
E21700 Retirement-Hybrid Stab	12,000.00	12,000.00	7,024.38	.00	.00	4,975.62	58.5%
E33500 Maint & Repair-Building	550,000.00	550,000.00	409,280.32	51,205.81	3,627.78	137,091.90	75.1%
E33600 Maint & Repair-Equipment	100,000.00	100,000.00	52,945.42	7,349.69	3,101.39	43,953.19	56.0%
E39900 Other Contracted Services	256,500.00	256,500.00	140,941.56	23,136.59	7,806.35	107,752.09	58.0%
E49900 Other Supplies &Mat	2,500.00	2,500.00	702.80	.00	.00	1,797.20	28.1%
E52400 In-Service/Staff Developm	12,100.00	12,100.00	1,917.53	183.43	.00	10,182.47	15.8%
E59900 Other Charges	16,000.00	16,000.00	6,354.44	2,225.00	.00	9,645.56	39.7%
E70100 Administration Equipment	5,000.00	5,000.00	3,027.81	.00	.00	1,972.19	60.6%
E71700 Maintenance Equipment	30,000.00	30,000.00	22,798.40	7,504.80	.00	7,201.60	76.0%
TOTAL Maintenance of Plant	2,025,287.00	2,025,287.00	1,513,093.18	91,605.32	14,535.52	497,658.30	75.4%

JUNE 2025 GEN FUND EXP

FOR 2025 12

	ORIGINAL APPROP	REVISED BUDGET	YTD EXPENDED	MTD EXPENDED	ENCUMBRANCES	AVAILABLE BUDGET	PCT USED
72710 Transportation							
E10500 Supervisor/Director	99,338.00	99,338.00	82,930.52	.00	.00	16,407.48	83.5%
E16200 Clerical Personnel	53,700.00	53,700.00	44,643.65	.00	.00	9,056.35	83.1%
E18900 Other Salaries & Wages	126,936.00	126,936.00	110,101.61	.00	.00	16,834.39	86.7%
E20100 Social Security	17,358.00	17,358.00	13,913.16	.00	.00	3,444.84	80.2%
E20400 Pensions	30,349.00	30,349.00	21,953.03	.00	.00	8,395.97	72.3%
E20600 Life Insurance	800.00	800.00	843.20	.00	.00	-43.20	105.4%
E20700 Medical Insurance	27,000.00	27,000.00	26,726.80	.00	.00	273.20	99.0%
E21200 ER Medicare	4,060.00	4,060.00	3,253.79	.00	.00	806.21	80.1%
E21700 Retirement-Hybrid Stab	3,000.00	3,000.00	1,556.16	.00	.00	1,443.84	51.9%
E31200 Contracts w Private Agenc	4,000,000.00	4,000,000.00	3,163,652.49	310,001.03	.00	836,347.51	79.1%
E35500 Travel	2,000.00	2,000.00	184.52	.00	.00	1,815.48	9.2%
E39900 Other Contracted Services	53,252.00	53,252.00	29,828.60	.00	510.00	22,913.40	57.0%
E41200 Diesel Fuel	569,000.00	569,000.00	385,386.37	19,786.36	.00	183,613.63	67.7%
E42500 Gasoline	23,000.00	23,000.00	10,245.56	2,009.06	.00	12,754.44	44.5%
E49900 Other Supplies &Mat	1,500.00	1,500.00	267.72	9.35	32.28	1,200.00	20.0%
E52400 In-Service/Staff Developm	6,300.00	6,300.00	298.98	.00	.00	6,001.02	4.7%
E59900 Other Charges	3,200.00	3,200.00	190.00	.00	.00	3,010.00	5.9%
E70100 Administration Equipment	3,000.00	3,000.00	.00	.00	.00	3,000.00	.0%
E72900 Transportation Equipment	50,000.00	50,000.00	42,995.00	.00	.00	7,005.00	86.0%
TOTAL Transportation	5,073,793.00	5,073,793.00	3,938,971.16	331,805.80	542.28	1,134,279.56	77.6%

JUNE 2025 GEN FUND EXP

FOR 2025 12

	ORIGINAL APPROP	REVISED BUDGET	YTD EXPENDED	MTD EXPENDED	ENCUMBRANCES	AVAILABLE BUDGET	PCT USED
72810 Central and Other							
E10500 Supervisor/Director	150,875.00	150,875.00	129,327.07	.00	.00	21,547.93	85.7%
E16100 Secretary(s)	.00	44,678.00	40,778.50	.00	.00	3,899.50	91.3%
E16200 Clerical Personnel	44,678.00	.00	.00	.00	.00	.00	.0%
E18900 Other Salaries & Wages	362,088.00	362,088.00	322,851.37	.00	.00	39,236.63	89.2%
E20100 Social Security	34,574.00	34,574.00	28,866.44	.00	.00	5,707.56	83.5%
E20400 Pensions	41,491.00	41,491.00	35,350.25	.00	.00	6,140.75	85.2%
E20600 Life Insurance	1,438.00	1,438.00	1,674.00	.00	.00	-236.00	116.4%
E20700 Medical Insurance	36,000.00	46,000.00	45,915.20	.00	.00	84.80	99.8%
E21200 ER Medicare	8,086.00	8,086.00	6,750.88	.00	.00	1,335.12	83.5%
E21700 Retirement-Hybrid Stab	2,100.00	3,050.00	3,023.27	.00	.00	26.73	99.1%
E35500 Travel	3,500.00	2,500.00	1,171.13	.00	.00	1,328.87	46.8%
E39900 Other Contracted Services	115,380.00	115,530.00	105,848.93	55,182.49	.00	9,681.07	91.6%
E43500 Office Supplies	19,000.00	19,000.00	12,031.08	.00	.00	6,968.92	63.3%
E49900 Other Supplies &Mat	2,750.00	2,600.00	609.25	.00	122.81	1,867.94	28.2%
E52400 In-Service/Staff Developm	32,500.00	33,500.00	25,640.04	2,150.00	.00	7,859.96	76.5%
E59900 Other Charges	32,500.00	32,500.00	30,972.97	415.99	685.10	841.93	97.4%
E70100 Administration Equipment	8,000.00	8,000.00	5,900.68	.00	.00	2,099.32	73.8%
E79000 Other Equipment	215,000.00	215,000.00	155,967.31	154,492.48	.00	59,032.69	72.5%
TOTAL Central and Other	1,109,960.00	1,120,910.00	952,678.37	212,240.96	807.91	167,423.72	85.1%

JUNE 2025 GEN FUND EXP

FOR 2025 12

	ORIGINAL APPROP	REVISED BUDGET	YTD EXPENDED	MTD EXPENDED	ENCUMBRANCES	AVAILABLE BUDGET	PCT USED
76100 Regular Capital Outlay							
E30400 Architects	60,000.00	60,000.00	3,043.75	2,312.50	.00	56,956.25	5.1%
E30800 Consultants	15,000.00	15,000.00	14,025.00	6,475.00	.00	975.00	93.5%
E32100 Engineering Services	30,000.00	30,000.00	15,491.24	15,491.24	5,650.00	8,858.76	70.5%
E39900 Other Contracted Services	10,000.00	10,000.00	2,995.00	2,995.00	.00	7,005.00	30.0%
E70700 Building Improvements	860,000.00	915,104.00	610,780.02	450,569.90	290,923.75	13,400.23	98.5%
E72400 Site Development	510,000.00	510,000.00	185,366.35	124,901.35	188,796.40	135,837.25	73.4%
E79900 Other Capital Outlay	2,735,000.00	2,735,000.00	273,885.08	241,530.25	174.00	2,460,940.92	10.0%
TOTAL Regular Capital Outlay	4,220,000.00	4,275,104.00	1,105,586.44	844,275.24	485,544.15	2,683,973.41	37.2%

JUNE 2025 GEN FUND EXP

FOR 2025 12

	ORIGINAL APPROP	REVISED BUDGET	YTD EXPENDED	MTD EXPENDED	ENCUMBRANCES	AVAILABLE BUDGET	PCT USED
82330 Oth Debt Svc							
E69900 Oth Debt Svc	.00	2,058,233.00	.00	.00	.00	2,058,233.00	.0%
TOTAL Oth Debt Svc	.00	2,058,233.00	.00	.00	.00	2,058,233.00	.0%

JUNE 2025 GEN FUND EXP

FOR 2025 12

	ORIGINAL APPROP	REVISED BUDGET	YTD EXPENDED	MTD EXPENDED	ENCUMBRANCES	AVAILABLE BUDGET	PCT USED
99100 Transfers Out							
E59000 Transfers to Other Funds	.00	10,592,748.00	.00	.00	.00	10,592,748.00	.0%
TOTAL Transfers Out	.00	10,592,748.00	.00	.00	.00	10,592,748.00	.0%
TOTAL General Purpose Fund	120,647,391.00	133,273,354.00	101,894,699.30	3,283,193.16	590,750.80	30,787,903.90	76.9%
GRAND TOTAL	120,647,391.00	133,273,354.00	101,894,699.30	3,283,193.16	590,750.80	30,787,903.90	76.9%

** END OF REPORT - Generated by Anita Floyd **

SCHOOL NUTRITION

JUNE 2025 SN FUND REVENUE

FOR 2025 12

	ORIGINAL ESTIM REV	REVISED EST REV	ACTUAL YTD REVENUE	ACTUAL MTD REVENUE	REMAINING REVENUE	PCT COLL
143 School Nutrition						
43521 Lunch Payments Children	1,100,000.00	1,100,000.00	1,093,819.70	.00	6,180.30	99.4%
43522 Lunch Payments Adults	35,000.00	35,000.00	32,265.00	5.00	2,735.00	92.2%
43523 Income from Breakfast	60,000.00	90,000.00	86,571.60	.00	3,428.40	96.2%
43525 Ala Carte Sales	650,000.00	750,000.00	748,155.15	1,307.45	1,844.85	99.8%
43990 Other Charges for Services	15,000.00	15,000.00	15,535.71	8,048.29	-535.71	103.6%
43992 CHS Catering Revenue	30,000.00	30,000.00	13,143.96	188.96	16,856.04	43.8%
44570 Contributions & Gifts	300.00	300.00	.00	.00	300.00	.0%
44990 Other Local Revenue	2,500.00	2,500.00	683.94	.00	1,816.06	27.4%
46520 State Matching	35,000.00	35,000.00	22,942.49	.00	12,057.51	65.5%
47111 USDA School Lunch Program	1,050,812.00	1,050,812.00	978,859.63	83,723.04	71,952.37	93.2%
47112 USDA Commodities	150,000.00	150,000.00	104,651.70	.00	45,348.30	69.8%
47113 Breakfast	113,000.00	146,000.00	146,418.03	13,143.06	-418.03	100.3%
47114 USDA - Other	300,000.00	137,000.00	6,180.30	.00	130,819.70	4.5%
49900 Revenue YE Close	.00	377,200.00	.00	.00	377,200.00	.0%
TOTAL School Nutrition	3,541,612.00	3,918,812.00	3,249,227.21	106,415.80	669,584.79	82.9%
GRAND TOTAL	3,541,612.00	3,918,812.00	3,249,227.21	106,415.80	669,584.79	82.9%

** END OF REPORT - Generated by Anita Floyd **

JUNE 2025 SN FUND EXP

FOR 2025 12

	ORIGINAL APPROP	REVISED BUDGET	YTD EXPENDED	MTD EXPENDED	ENCUMBRANCES	AVAILABLE BUDGET	PCT USED
143 School Nutrition							
10500 Supervisor/Director	150,670.00	150,670.00	128,186.95	.00	.00	22,483.05	85.1%
16200 Clerical Personnel	47,789.00	47,789.00	40,318.49	.00	.00	7,470.51	84.4%
16501 Cafeteria Managers	388,189.00	388,189.00	337,705.75	.00	.00	50,483.25	87.0%
16502 School Nutrition Technicia	677,900.00	677,900.00	618,492.47	.00	.00	59,407.53	91.2%
18800 Bonus Payments	43,000.00	43,000.00	12,450.00	.00	.00	30,550.00	29.0%
19800 Sub Teachers-Non-Certified	10,000.00	25,000.00	24,763.26	.00	.00	236.74	99.1%
20100 Social Security	81,062.00	81,062.00	66,377.26	.00	.00	14,684.74	81.9%
20400 Pensions	138,067.00	138,067.00	95,505.47	.00	.00	42,561.53	69.2%
20600 Life Insurance	3,104.00	3,204.00	3,157.04	.00	.00	46.96	98.5%
20700 Medical Insurance	154,665.00	154,665.00	139,243.48	.00	.00	15,421.52	90.0%
21200 ER Medicare	18,959.00	18,959.00	15,910.78	.00	.00	3,048.22	83.9%
21700 Retirement-Hybrid Stab	11,218.00	11,218.00	8,620.02	.00	.00	2,597.98	76.8%
33600 Maint & Repair-Equipment	38,000.00	38,000.00	28,020.26	5,760.00	.00	9,979.74	73.7%
35400 Transportation - Food	7,000.00	8,550.00	8,523.80	.00	.00	26.20	99.7%
35500 Travel	589.00	589.00	425.60	.00	.00	163.40	72.3%
39900 Other Contracted Services	35,000.00	35,000.00	30,365.65	2,370.00	.00	4,634.35	86.8%
42200 Food Supplies	1,215,000.00	1,544,450.00	1,372,025.45	11,086.33	.00	172,424.55	88.8%
43500 Office Supplies	5,000.00	5,000.00	1,525.37	.00	.00	3,474.63	30.5%
46900 USDA Commodities	150,000.00	150,000.00	104,651.70	.00	.00	45,348.30	69.8%
49900 Other Supplies &Mat	150,000.00	181,000.00	103,869.39	565.04	.00	77,130.61	57.4%
52400 In-Service/Staff Developme	4,000.00	4,100.00	4,096.41	.00	.00	3.59	99.9%
59900 Other Charges	2,400.00	2,400.00	705.15	.00	.00	1,694.85	29.4%
71000 Food Service Equipment	210,000.00	210,000.00	202,930.15	177,000.00	.00	7,069.85	96.6%
TOTAL School Nutrition	3,541,612.00	3,918,812.00	3,347,869.90	196,781.37	.00	570,942.10	85.4%
GRAND TOTAL	3,541,612.00	3,918,812.00	3,347,869.90	196,781.37	.00	570,942.10	85.4%

** END OF REPORT - Generated by Anita Floyd **

FEDERAL PROGRAMS

JUNE 2025 FEDERAL FUND REVENUES

FOR 2025 12							
	ORIGINAL ESTIM REV	ESTIM REV ADJSTMTS	REVISED EST REV	ACTUAL YTD REVENUE	REMAINING REVENUE	PCT COLL	
0100 Consolidated Administratio	115,831.00	.00	115,831.00	106,923.49	8,907.51	92.3%	
1000 TITLE I	1,262,322.65	586,301.68	1,848,624.33	1,153,445.33	695,179.00	62.4%	
2000 TITLE II	160,898.11	37,056.34	197,954.45	156,007.62	41,946.83	78.8%	
3000 TITLE III	63,769.77	12,265.49	76,035.26	54,705.19	21,330.07	71.9%	
4000 Title IV	162,860.56	11,858.91	174,719.47	91,517.33	83,202.14	52.4%	
7000 ARP Homeless	33,006.77	-13,035.58	19,971.19	19,971.19	.00	100.0%	
8005 Carl Perkins	85,527.06	2,507.91	88,034.97	79,713.50	8,321.47	90.5%	
8930 IDEA Partners Systemic Cha	25,000.00	.00	25,000.00	15,815.00	9,185.00	63.3%	
9000 IDEA PART B	1,965,336.00	472,818.35	2,438,154.35	1,984,302.05	453,852.30	81.4%	
9100 IDEA PRESCHOOL INCENTIVE	39,418.00	32,043.85	71,461.85	59,326.59	12,135.26	83.0%	
9360 ESSER Grant 3.0	1,317,677.85	195,653.59	1,513,331.44	1,513,331.44	.00	100.0%	
GRAND TOTAL	5,231,647.77	1,337,470.54	6,569,118.31	5,235,058.73	1,334,059.58	79.7%	

** END OF REPORT - Generated by Linda Tedford **

JUNE 2025 FEDERAL FUND EXPENDITURES

FOR 2025 12							
	ORIGINAL APPROP	TRANFRS/ ADJSTMNTS	REVISED BUDGET	YTD EXPENDED	ENCUMBRANCES	AVAILABLE BUDGET	PCT USED
0100 Consolidated Administratio	115,831.00	.00	115,831.00	106,923.49	.00	8,907.51	92.3%
1000 TITLE I	1,262,322.65	586,301.68	1,848,624.33	1,246,334.57	.00	602,289.76	67.4%
2000 TITLE II	160,898.11	37,056.34	197,954.45	156,007.62	.00	41,946.83	78.8%
3000 TITLE III	63,769.77	12,265.49	76,035.26	65,735.79	.00	10,299.47	86.5%
4000 Title IV	162,860.56	11,858.91	174,719.47	91,517.33	.00	83,202.14	52.4%
7000 ARP Homeless	33,006.77	-13,035.58	19,971.19	19,971.19	.00	.00	100.0%
8005 Carl Perkins	85,527.06	2,507.91	88,034.97	87,399.56	.00	635.41	99.3%
8930 IDEA Partners Systemic Cha	25,000.00	.00	25,000.00	15,815.00	.00	9,185.00	63.3%
9000 IDEA PART B	1,965,336.00	472,818.35	2,438,154.35	1,985,053.15	.00	453,101.20	81.4%
9100 IDEA PRESCHOOL INCENTIVE	39,418.00	32,043.85	71,461.85	62,015.69	.00	9,446.16	86.8%
9360 ESSER Grant 3.0	1,317,677.85	195,653.59	1,513,331.44	1,513,331.44	.00	.00	100.0%
GRAND TOTAL	5,231,647.77	1,337,470.54	6,569,118.31	5,350,104.83	.00	1,219,013.48	81.4%

** END OF REPORT - Generated by Linda Tedford **

DISCRETIONARY GRANTS

JUNE 2025 DISCRETIONARY FUND REVENUES

FOR 2025 12							
	ORIGINAL ESTIM REV	ESTIM REV ADJSTMTS	REVISED EST REV	ACTUAL YTD REVENUE	REMAINING REVENUE	PCT COLL	
8010 Voluntary Pre-K	184,851.03	.00	184,851.03	166,931.38	17,919.65	90.3%	
8015 State Special Ed Preschool	420,826.45	.00	420,826.45	313,987.69	106,838.76	74.6%	
8031 Public School Safety Grant	233,531.38	.00	233,531.38	125,546.13	107,985.25	53.8%	
8036 America's Farmers Grow	978.21	.00	978.21	.00	978.21	.0%	
8042 Youth Risk Behavior Survey	600.00	.00	600.00	.00	600.00	.0%	
8043 Donations-Greenhouse CMS	3,729.94	.00	3,729.94	.00	3,729.94	.0%	
8046 Family Resource/Race4 Vill	18,862.40	10,665.00	29,527.40	14,690.00	14,837.40	49.8%	
8047 Donations-Auditorium (CHS)	2,475.00	.00	2,475.00	.00	2,475.00	.0%	
8051 Battelle Edu Donation-WCMS	1,042.73	.00	1,042.73	.00	1,042.73	.0%	
8052 Battelle Edu Donation-SES	28,957.50	.00	28,957.50	.00	28,957.50	.0%	
8053 Dollar General Literacy Fo	.00	4,500.00	4,500.00	4,500.00	.00	100.0%	
8061 Battelle STEM (TVA/BVI)	.00	18,500.00	18,500.00	18,500.00	.00	100.0%	
8098 CPR Training Project	876.75	.00	876.75	850.00	26.75	96.9%	
8100 Collierville HS Television	72,483.22	.00	72,483.22	63,925.84	8,557.38	88.2%	
8200 Athletic Fund	100,000.00	11,796.68	111,796.68	248,184.24	-136,387.56	222.0%	
8201 Mike O'Neill Memorial Fund	.00	10,000.00	10,000.00	10,000.00	.00	100.0%	
8300 Sodexo Scholarship	20,512.50	.00	20,512.50	.00	20,512.50	.0%	
8320 Bryan Gatlin Mem Scholarsh	6,963.00	.00	6,963.00	.00	6,963.00	.0%	
8330 Garrett Helms Memorial Fun	21,270.31	.00	21,270.31	.00	21,270.31	.0%	
8350 Chris Dufour Mrm Scholarsh	4,276.34	.00	4,276.34	.00	4,276.34	.0%	
8361 Elem STEM/Cville Chamber	975.01	.00	975.01	.00	975.01	.0%	
8362 Flight Hours-AirVenture	.00	.00	.00	242,808.60	-242,808.60	100.0%	
8370 Dragon Games	11,270.82	8,185.00	19,455.82	8,985.00	10,470.82	46.2%	
8710 Learning Camps	1,029,464.19	.00	1,029,464.19	.00	1,029,464.19	.0%	
8711 Learning Camps FY22	470,767.96	.00	470,767.96	365,034.59	105,733.37	77.5%	
8800 Resp to Dispr-IDEA Part B	26,499.41	.00	26,499.41	8,947.00	17,552.41	33.8%	
9371 Innovative School Models	768,203.60	.00	768,203.60	121,937.63	646,265.97	15.9%	
GRAND TOTAL	3,429,417.75	63,646.68	3,493,064.43	1,714,828.10	1,778,236.33	49.1%	

** END OF REPORT - Generated by Linda Tedford **

JUNE 2025 DISCRETIONARY FUND EXPENDITURES

FOR 2025 12							
	ORIGINAL APPROP	TRANFRS/ADJSTMTS	REVISED BUDGET	YTD EXPENDED	ENCUMBRANCES	AVAILABLE BUDGET	PCT USED
8010 Voluntary Pre-K	184,851.03	.00	184,851.03	166,931.38	.00	17,919.65	90.3%
8015 State Special Ed Preschool	420,826.45	.00	420,826.45	319,942.69	.00	100,883.76	76.0%
8031 Public School Safety Grant	233,531.38	.00	233,531.38	133,565.17	99,966.21	.00	100.0%
8036 America's Farmers Grow	978.21	.00	978.21	.00	.00	978.21	.0%
8042 Youth Risk Behavior Survey	600.00	.00	600.00	600.00	.00	.00	100.0%
8043 Donations-Greenhouse CMS	3,729.94	.00	3,729.94	.00	.00	3,729.94	.0%
8046 Family Resource/Race4 Vill	18,862.40	10,665.00	29,527.40	10,729.23	.00	18,798.17	36.3%
8047 Donations-Auditorium (CHS)	2,475.00	.00	2,475.00	.00	.00	2,475.00	.0%
8051 Battelle Edu Donation-WCMS	1,042.73	.00	1,042.73	605.74	.00	436.99	58.1%
8052 Battelle Edu Donation-SES	28,957.50	.00	28,957.50	1,591.15	.00	27,366.35	5.5%
8053 Dollar General Literacy Fo	.00	4,500.00	4,500.00	4,500.00	.00	.00	100.0%
8061 Battelle STEM (TVA/BVI)	.00	18,500.00	18,500.00	12,646.63	.00	5,853.37	68.4%
8098 CPR Training Project	876.75	.00	876.75	.00	.00	876.75	.0%
8100 Collierville HS Television	72,483.22	.00	72,483.22	45,716.25	.00	26,766.97	63.1%
8200 Athletic Fund	100,000.00	11,796.68	111,796.68	100,261.05	.00	11,535.63	89.7%
8201 Mike O'Neill Memorial Fund	.00	10,000.00	10,000.00	.00	.00	10,000.00	.0%
8300 Sodexo Scholarship	20,512.50	.00	20,512.50	.00	.00	20,512.50	.0%
8320 Bryan Gatlin Mem Scholarsh	6,963.00	.00	6,963.00	750.00	.00	6,213.00	10.8%
8330 Garrett Helms Memorial Fun	21,270.31	.00	21,270.31	.00	.00	21,270.31	.0%
8350 Chris Dufour Mrm Scholarsh	4,276.34	.00	4,276.34	1,000.00	.00	3,276.34	23.4%
8361 Elem STEM/Cville Chamber	975.01	.00	975.01	.00	.00	975.01	.0%
8370 Dragon Games	11,270.82	8,185.00	19,455.82	11,294.07	.00	8,161.75	58.0%
8710 Learning Camps	1,029,464.19	.00	1,029,464.19	418,675.86	.00	610,788.33	40.7%
8711 Learning Camps FY22	470,767.96	.00	470,767.96	365,034.59	.00	105,733.37	77.5%
8800 Resp to Dispr-IDEA Part B	26,499.41	.00	26,499.41	8,947.00	.00	17,552.41	33.8%
9371 Innovative School Models	768,203.60	.00	768,203.60	124,751.57	.00	643,452.03	16.2%
GRAND TOTAL	3,429,417.75	63,646.68	3,493,064.43	1,727,542.38	99,966.21	1,665,555.84	52.3%

** END OF REPORT - Generated by Linda Tedford **

C.I.P.

JUNE 2025 CIP FUND REVENUE

FOR 2025 12

	ORIGINAL ESTIM REV	REVISED EST REV	ACTUAL YTD REVENUE	ACTUAL MTD REVENUE	REMAINING REVENUE	PCT COLL
177 Education Capital Projects						
6117 Crosswind Renovation	4,077,608.00	7,406,345.00	.00	.00	7,406,345.00	.0%
6207 WCMS Renovation	.00	5,100,394.00	.00	.00	5,100,394.00	.0%
6215 CO (U of M) Renovation	.00	215,347.00	.00	.00	215,347.00	.0%
6306 CHS Addition	.00	758,862.00	.00	.00	758,862.00	.0%
6407 HVAC at BSE, CES	.00	537,864.00	.00	.00	537,864.00	.0%
6434 CWES Fire Alarm Sys Replac	.00	14,750.00	.00	.00	14,750.00	.0%
6525 Unallocated CIP from Shelb	.00	.00	2,682,166.56	.00	-2,682,166.56	100.0%
TOTAL Education Capital Projec	4,077,608.00	14,033,562.00	2,682,166.56	.00	11,351,395.44	19.1%
GRAND TOTAL	4,077,608.00	14,033,562.00	2,682,166.56	.00	11,351,395.44	19.1%

** END OF REPORT - Generated by Anita Floyd **

JUNE 2025 CIP FUND EXP

FOR 2025 12

	ORIGINAL APPROP	REVISED BUDGET	YTD EXPENDED	MTD EXPENDED	ENCUMBRANCES	AVAILABLE BUDGET	PCT USED
177 Education Capital Projects							
6117 Crosswind Renovation	4,152,716.00	7,406,345.00	5,620,387.15	182,770.73	5,400.44	1,780,557.41	76.0%
6207 WCMS Renovation	17,500.00	5,100,394.00	1,325,365.89	17,408.87	.00	3,775,028.11	26.0%
6215 CO (U of M) Renovation	.00	215,347.00	99,238.23	.00	.00	116,108.77	46.1%
6306 CHS Addition	.00	758,862.00	749,000.12	.00	.00	9,861.88	98.7%
6407 HVAC at BSE, CES	.00	537,864.00	537,864.00	.00	.00	.00	100.0%
6434 CWES Fire Alarm Sys Replac	.00	14,750.00	14,750.00	.00	.00	.00	100.0%
TOTAL Education Capital Projec	4,170,216.00	14,033,562.00	8,346,605.39	200,179.60	5,400.44	5,681,556.17	59.5%
GRAND TOTAL	4,170,216.00	14,033,562.00	8,346,605.39	200,179.60	5,400.44	5,681,556.17	59.5%

** END OF REPORT - Generated by Anita Floyd **



COLLIERVILLE SCHOOLS

SCHOLARSHIP · INTEGRITY · SERVICE

MONTHLY FINANCIAL REPORT



**JULY 2025
2025-2026**

GENERAL FUND

SCHOOL NUTRITION

FEDERAL PROGRAMS

DISCRETIONARY GRANTS

C. I. P.

**GENERAL FUND
REVENUE**

JULY 2025 GENERAL FUND REVENUE

FOR 2026 01

	ORIGINAL ESTIM REV	REVISED EST REV	ACTUAL YTD REVENUE	ACTUAL MTD REVENUE	REMAINING REVENUE	PCT COLL
141 General Purpose Fund						
40110 Current Property Tax	23,520,000.00	23,520,000.00	9,257.31	9,257.31	23,510,742.69	.0%
40120 Trustee's Collection-PY	410,000.00	410,000.00	76,827.76	76,827.76	333,172.24	18.7%
40130 Clerk & Master/Cir Court-P	190,000.00	190,000.00	15,288.38	15,288.38	174,711.62	8.0%
40150 Pickup Taxes	1,715,161.00	1,715,161.00	9.46	9.46	1,715,151.54	.0%
40162 Pymt in Lieu-Taxes-Local U	248,235.00	248,235.00	.00	.00	248,235.00	.0%
40163 Pymt in Lieu of Taxes-Othe	310,000.00	310,000.00	.00	.00	310,000.00	.0%
40210 Local Option Sales Taxes	15,820,000.00	15,820,000.00	1,354,092.35	1,354,092.35	14,465,907.65	8.6%
40240 Wheel Tax	2,420,000.00	2,420,000.00	.00	.00	2,420,000.00	.0%
40270 Business Tax	3,300.00	3,300.00	522.59	522.59	2,777.41	15.8%
40275 Mixed Drink Tax	307,000.00	307,000.00	.00	.00	307,000.00	.0%
40390 Municipal Tax	2,582,675.00	2,582,675.00	215,222.91	215,222.91	2,367,452.09	8.3%
43513 Tuition - Summer School	20,000.00	20,000.00	.00	.00	20,000.00	.0%
43515 Tuition - Other State Syst	150,750.00	150,750.00	70,715.29	70,715.29	80,034.71	46.9%
43990 Other Charges for Services	500,000.00	500,000.00	.00	.00	500,000.00	.0%
43991 Other Charges for Svcs-(SS	515,000.00	515,000.00	27,632.00	27,632.00	487,368.00	5.4%
44110 Investment Income	1,100,000.00	1,100,000.00	.00	.00	1,100,000.00	.0%
44120 Lease/Rentals	20,000.00	20,000.00	.00	.00	20,000.00	.0%
44160 Medicaid Reimbursements	.00	.00	338.10	338.10	-338.10	100.0%
44170 Miscellaneous Refunds	850,000.00	850,000.00	13,481.48	13,481.48	836,518.52	1.6%
44171 Tech Replacement Fees	30,000.00	30,000.00	.00	.00	30,000.00	.0%
44172 Substitute Reimbursement	52,000.00	52,000.00	.00	.00	52,000.00	.0%
44174 Device Fees	300,000.00	300,000.00	4,532.70	4,532.70	295,467.30	1.5%
44177 CHS Band Boosters	25,000.00	25,000.00	.00	.00	25,000.00	.0%
44178 CHS POM Boosters	13,200.00	13,200.00	.00	.00	13,200.00	.0%
44179 Collierville Dragon Dancer	13,200.00	13,200.00	.00	.00	13,200.00	.0%
44180 CHS Cheer Boosters	12,200.00	12,200.00	.00	.00	12,200.00	.0%
44181 CHS Boys Soccer	8,200.00	8,200.00	.00	.00	8,200.00	.0%
44182 CHS Volleyball	5,500.00	5,500.00	.00	.00	5,500.00	.0%
44183 CHS Trap Team	4,700.00	4,700.00	.00	.00	4,700.00	.0%
44184 CHS Cross Country	2,000.00	2,000.00	.00	.00	2,000.00	.0%
44185 CMS Band Boosters	2,400.00	2,400.00	.00	.00	2,400.00	.0%
44186 CHS Baseball Boosters	29,150.00	29,150.00	.00	.00	29,150.00	.0%
44187 CHS Softball	6,000.00	6,000.00	.00	.00	6,000.00	.0%
44188 CHS Girls Soccer	7,000.00	7,000.00	.00	.00	7,000.00	.0%
44189 CHS Theatre	9,400.00	9,400.00	.00	.00	9,400.00	.0%
44190 CMS Cheer	7,500.00	7,500.00	.00	.00	7,500.00	.0%
44192 CHS Girls Lacrosse	8,000.00	8,000.00	.00	.00	8,000.00	.0%
44193 CHS Basketball Boosters	11,000.00	11,000.00	.00	.00	11,000.00	.0%
44194 CHS Speech & Debate	1,760.00	1,760.00	.00	.00	1,760.00	.0%
44195 Athletic Account - Summer	150,000.00	150,000.00	.00	.00	150,000.00	.0%

JULY 2025 GENERAL FUND REVENUE

FOR 2026 01

	ORIGINAL ESTIM REV	REVISED EST REV	ACTUAL YTD REVENUE	ACTUAL MTD REVENUE	REMAINING REVENUE	PCT COLL
44196 CHS Football Boosters	40,000.00	40,000.00	.00	.00	40,000.00	.0%
44197 CHS Boys Wrestling Booster	78,000.00	78,000.00	.00	.00	78,000.00	.0%
44520 Insurance Recovery	35,000.00	35,000.00	.00	.00	35,000.00	.0%
44530 Sale of Equipment	1,100,000.00	1,100,000.00	.00	.00	1,100,000.00	.0%
44560 Damages Recovered from Ind	61,000.00	61,000.00	.00	.00	61,000.00	.0%
44990 Other Local Revenue	2,000.00	2,000.00	.00	.00	2,000.00	.0%
44991 Dragon Games Donations	4,000.00	4,000.00	.00	.00	4,000.00	.0%
46510 TN Inv in Student Achievem	66,145,237.00	66,145,237.00	.00	.00	66,145,237.00	.0%
46513 TISA On -Behalf Paymt Reve	260,653.00	260,653.00	.00	.00	260,653.00	.0%
46590 Other State Education Fund	1,660,752.00	1,660,752.00	1,557,613.60	1,557,613.60	103,138.40	93.8%
46610 Career Ladder Program	90,000.00	90,000.00	.00	.00	90,000.00	.0%
46990 Other State Revenues	375,000.00	375,000.00	.00	.00	375,000.00	.0%
47143 Special Edu-Grants to Stat	5,000.00	5,000.00	.00	.00	5,000.00	.0%
49300 Capital Leases Issued	3,400,000.00	3,400,000.00	.00	.00	3,400,000.00	.0%
49315 SBITA Issued	645,000.00	645,000.00	.00	.00	645,000.00	.0%
49800 Transfers In	170,000.00	170,000.00	.00	.00	170,000.00	.0%
49900 Revenue YE Close	6,900,000.00	6,900,000.00	.00	.00	6,900,000.00	.0%
TOTAL General Purpose Fund	132,351,973.00	132,351,973.00	3,345,533.93	3,345,533.93	129,006,439.07	2.5%
GRAND TOTAL	132,351,973.00	132,351,973.00	3,345,533.93	3,345,533.93	129,006,439.07	2.5%

** END OF REPORT - Generated by Anita Floyd **

**GENERAL FUND
EXPENDITURES**

JULY 2025 GENERAL FUND EXP

FOR 2026 01

	ORIGINAL APPROP	REVISED BUDGET	YTD EXPENDED	MTD EXPENDED	ENCUMBRANCES	AVAILABLE BUDGET	PCT USED
141 General Purpose Fund							
71100 Regular Instruction Program							
E11600 Teachers	42,535,360.00	42,535,360.00	147,150.70	147,150.70	.00	42,388,209.30	.3%
E11700 Career Ladder	51,000.00	51,000.00	.00	.00	.00	51,000.00	.0%
E12700 Career Ladder Ext Contrac	20,000.00	20,000.00	.00	.00	.00	20,000.00	.0%
E12800 Homebound Teachers	30,000.00	30,000.00	.00	.00	.00	30,000.00	.0%
E16300 Educational Assistants	1,591,233.00	1,591,233.00	.00	.00	.00	1,591,233.00	.0%
E18800 Bonus Payments	1,870,000.00	1,870,000.00	.00	.00	.00	1,870,000.00	.0%
E19500 Sub Teachers-Certified	629,000.00	629,000.00	1,869.68	1,869.68	.00	627,130.32	.3%
E19550 Permanent Sub	288,000.00	288,000.00	.00	.00	.00	288,000.00	.0%
E19800 Sub Teachers-Non-Certifie	20,000.00	20,000.00	.00	.00	.00	20,000.00	.0%
E20100 Social Security	2,916,145.00	2,916,145.00	9,239.26	9,239.26	.00	2,906,905.74	.3%
E20400 Pensions	2,741,143.00	2,741,143.00	8,944.98	8,944.98	.00	2,732,198.02	.3%
E20600 Life Insurance	100,000.00	100,000.00	.00	.00	.00	100,000.00	.0%
E20700 Medical Insurance	4,400,000.00	4,400,000.00	.00	.00	.00	4,400,000.00	.0%
E21200 ER Medicare	682,002.00	682,002.00	2,160.82	2,160.82	.00	679,841.18	.3%
E21700 Retirement-Hybrid Stab	145,000.00	145,000.00	457.60	457.60	.00	144,542.40	.3%
E33600 Maint & Repair-Equipment	31,200.00	31,200.00	.00	.00	.00	31,200.00	.0%
E39900 Other Contracted Services	130,000.00	130,000.00	9,024.60	9,024.60	.00	120,975.40	6.9%
E39902 Other Contr Svcs-Translat	10,000.00	10,000.00	.00	.00	10,000.00	.00	100.0%
E42900 Inst Supplies & Materials	718,200.00	718,200.00	463,883.80	463,883.80	88,111.50	166,204.70	76.9%
E42905 Inst Supplies-Alloc to Sc	437,420.00	437,420.00	.00	.00	.00	437,420.00	.0%
E44900 Textbooks	1,533,621.00	1,533,621.00	136,473.16	136,473.16	267,226.31	1,129,921.53	26.3%
E49900 Other Supplies &Mat	40,000.00	40,000.00	.00	.00	.00	40,000.00	.0%
E59900 Other Charges	25,000.00	25,000.00	.00	.00	.00	25,000.00	.0%
E59901 Other Charges-Graduation	6,000.00	6,000.00	.00	.00	.00	6,000.00	.0%
E59902 Other Charges - Summer Sc	6,000.00	6,000.00	.00	.00	.00	6,000.00	.0%
E72200 Reg Inst Equipment	893,000.00	893,000.00	10,759.00	10,759.00	96,849.00	785,392.00	12.1%
E72217 Reg Inst Equip (Reimburse	350,000.00	350,000.00	.00	.00	7,532.86	342,467.14	2.2%
TOTAL Regular Instruction Prog	62,199,324.00	62,199,324.00	789,963.60	789,963.60	469,719.67	60,939,640.73	2.0%

JULY 2025 GENERAL FUND EXP

FOR 2026 01

	ORIGINAL APPROP	REVISED BUDGET	YTD EXPENDED	MTD EXPENDED	ENCUMBRANCES	AVAILABLE BUDGET	PCT USED
71150 Alt Inst Program							
E11600 Teachers	172,290.00	172,290.00	3,613.54	3,613.54	.00	168,676.46	2.1%
E20100 Social Security	10,682.00	10,682.00	224.04	224.04	.00	10,457.96	2.1%
E20400 Pensions	9,941.00	9,941.00	208.50	208.50	.00	9,732.50	2.1%
E20600 Life Insurance	670.00	670.00	.00	.00	.00	670.00	.0%
E20700 Medical Insurance	27,000.00	27,000.00	.00	.00	.00	27,000.00	.0%
E21200 ER Medicare	2,498.00	2,498.00	52.40	52.40	.00	2,445.60	2.1%
E21700 Retirement-Hybrid Stab	400.00	400.00	.00	.00	.00	400.00	.0%
E39900 Other Contracted Services	40,000.00	40,000.00	.00	.00	.00	40,000.00	.0%
E42900 Inst Supplies & Materials	4,000.00	4,000.00	.00	.00	.00	4,000.00	.0%
E49900 Other Supplies & Mat	2,000.00	2,000.00	.00	.00	193.26	1,806.74	9.7%
E59900 Other Charges	2,000.00	2,000.00	.00	.00	.00	2,000.00	.0%
E79000 Other Equipment	5,000.00	5,000.00	.00	.00	.00	5,000.00	.0%
TOTAL Alt Inst Program	276,481.00	276,481.00	4,098.48	4,098.48	193.26	272,189.26	1.6%

JULY 2025 GENERAL FUND EXP

FOR 2026 01

	ORIGINAL APPROP	REVISED BUDGET	YTD EXPENDED	MTD EXPENDED	ENCUMBRANCES	AVAILABLE BUDGET	PCT USED
71200 Special Education Program							
E11600 Teachers	5,153,114.00	5,153,114.00	18,223.15	18,223.15	.00	5,134,890.85	.4%
E11700 Career Ladder	2,000.00	2,000.00	.00	.00	.00	2,000.00	.0%
E12800 Homebound Teachers	92,665.00	92,665.00	.00	.00	.00	92,665.00	.0%
E16300 Educational Assistants	2,443,087.00	2,443,087.00	14,515.05	14,515.05	.00	2,428,571.95	.6%
E17100 Speech Pathologist	969,791.00	969,791.00	1,732.50	1,732.50	.00	968,058.50	.2%
E18900 Other Salaries & Wages	2,000.00	2,000.00	220.00	220.00	.00	1,780.00	11.0%
E19500 Sub Teachers-Certified	60,000.00	60,000.00	.00	.00	.00	60,000.00	.0%
E19800 Sub Teachers-Non-Certifie	70,000.00	70,000.00	.00	.00	.00	70,000.00	.0%
E20100 Social Security	545,021.00	545,021.00	2,094.32	2,094.32	.00	542,926.68	.4%
E20400 Pensions	624,562.00	624,562.00	2,561.96	2,561.96	.00	622,000.04	.4%
E20600 Life Insurance	17,750.00	17,750.00	.00	.00	.00	17,750.00	.0%
E20700 Medical Insurance	714,150.00	714,150.00	.00	.00	.00	714,150.00	.0%
E21200 ER Medicare	127,465.00	127,465.00	489.76	489.76	.00	126,975.24	.4%
E21700 Retirement-Hybrid Stab	65,000.00	65,000.00	273.33	273.33	.00	64,726.67	.4%
E31200 Contracts w Private Agenc	5,000.00	5,000.00	.00	.00	.00	5,000.00	.0%
E33600 Maint & Repair-Equipment	5,000.00	5,000.00	.00	.00	.00	5,000.00	.0%
E42900 Inst Supplies & Materials	30,500.00	30,500.00	.00	.00	3,744.72	26,755.28	12.3%
E49900 Other Supplies &Mat	19,000.00	19,000.00	.00	.00	.00	19,000.00	.0%
E72500 Special Education Equipme	20,000.00	20,000.00	249.28	249.28	.00	19,750.72	1.2%
TOTAL Special Education Progra	10,966,105.00	10,966,105.00	40,359.35	40,359.35	3,744.72	10,922,000.93	.4%

JULY 2025 GENERAL FUND EXP

FOR 2026 01

	ORIGINAL APPROP	REVISED BUDGET	YTD EXPENDED	MTD EXPENDED	ENCUMBRANCES	AVAILABLE BUDGET	PCT USED
71300 Vocational Education Program							
E11600 Teachers	2,550,946.00	2,550,946.00	9,938.12	9,938.12	.00	2,541,007.88	.4%
E19500 Sub Teachers-Certified	45,000.00	45,000.00	.00	.00	.00	45,000.00	.0%
E20100 Social Security	160,949.00	160,949.00	616.16	616.16	.00	160,332.84	.4%
E20400 Pensions	147,190.00	147,190.00	646.02	646.02	.00	146,543.98	.4%
E20600 Life Insurance	2,500.00	2,500.00	.00	.00	.00	2,500.00	.0%
E20700 Medical Insurance	90,000.00	90,000.00	.00	.00	.00	90,000.00	.0%
E21200 ER Medicare	37,641.00	37,641.00	144.11	144.11	.00	37,496.89	.4%
E21700 Retirement-Hybrid Stab	6,000.00	6,000.00	33.03	33.03	.00	5,966.97	.6%
E33600 Maint & Repair-Equipment	10,000.00	10,000.00	.00	.00	.00	10,000.00	.0%
E42900 Inst Supplies & Materials	62,500.00	62,500.00	.00	.00	.00	62,500.00	.0%
E44900 Textbooks	65,000.00	65,000.00	.00	.00	24,531.10	40,468.90	37.7%
E49900 Other Supplies &Mat	10,000.00	10,000.00	.00	.00	.00	10,000.00	.0%
E73000 Vocational Equipment	20,000.00	20,000.00	.00	.00	.00	20,000.00	.0%
TOTAL Vocational Education Pro	3,207,726.00	3,207,726.00	11,377.44	11,377.44	24,531.10	3,171,817.46	1.1%

JULY 2025 GENERAL FUND EXP

FOR 2026 01

	ORIGINAL APPROP	REVISED BUDGET	YTD EXPENDED	MTD EXPENDED	ENCUMBRANCES	AVAILABLE BUDGET	PCT USED
72110 Attendance							
E10500 Supervisor/Director	240,189.00	240,189.00	1,512.25	1,512.25	.00	238,676.75	.6%
E16100 Secretary(s)	66,041.00	66,041.00	844.58	844.58	.00	65,196.42	1.3%
E18900 Other Salaries & Wages	365,503.00	365,503.00	13,998.59	13,998.59	.00	351,504.41	3.8%
E20100 Social Security	41,647.00	41,647.00	1,014.03	1,014.03	.00	40,632.97	2.4%
E20400 Pensions	42,133.00	42,133.00	451.77	451.77	.00	41,681.23	1.1%
E20600 Life Insurance	1,760.00	1,760.00	.00	.00	.00	1,760.00	.0%
E20700 Medical Insurance	62,000.00	62,000.00	.00	.00	.00	62,000.00	.0%
E21200 ER Medicare	9,740.00	9,740.00	237.18	237.18	.00	9,502.82	2.4%
E21700 Retirement-Hybrid Stab	2,500.00	2,500.00	141.66	141.66	.00	2,358.34	5.7%
E35500 Travel	2,000.00	2,000.00	34.42	34.42	.00	1,965.58	1.7%
E39900 Other Contracted Services	84,500.00	84,500.00	30,333.83	30,333.83	41,412.63	12,753.54	84.9%
E49900 Other Supplies & Mat	2,500.00	2,500.00	.00	.00	.00	2,500.00	.0%
E52400 In-Service/Staff Developm	208,200.00	208,200.00	211.48	211.48	47,250.00	160,738.52	22.8%
E59900 Other Charges	25,250.00	25,250.00	.00	.00	.00	25,250.00	.0%
E70400 Attendance Equipment	3,000.00	3,000.00	.00	.00	.00	3,000.00	.0%
TOTAL Attendance	1,156,963.00	1,156,963.00	48,779.79	48,779.79	88,662.63	1,019,520.58	11.9%

JULY 2025 GENERAL FUND EXP

FOR 2026 01

	ORIGINAL APPROP	REVISED BUDGET	YTD EXPENDED	MTD EXPENDED	ENCUMBRANCES	AVAILABLE BUDGET	PCT USED
72120 Health Services							
E13100 Medical Personnel	858,339.00	858,339.00	9,973.40	9,973.40	.00	848,365.60	1.2%
E18900 Other Salaries & Wages	389,132.00	389,132.00	.00	.00	.00	389,132.00	.0%
E18910 Sub Nurses	2,000.00	2,000.00	.00	.00	.00	2,000.00	.0%
E20100 Social Security	77,467.00	77,467.00	618.35	618.35	.00	76,848.65	.8%
E20400 Pensions	91,864.00	91,864.00	741.81	741.81	.00	91,122.19	.8%
E20600 Life Insurance	2,500.00	2,500.00	.00	.00	.00	2,500.00	.0%
E20700 Medical Insurance	150,000.00	150,000.00	.00	.00	.00	150,000.00	.0%
E21200 ER Medicare	18,117.00	18,117.00	144.63	144.63	.00	17,972.37	.8%
E21700 Retirement-Hybrid Stab	18,000.00	18,000.00	75.87	75.87	.00	17,924.13	.4%
E35500 Travel	4,000.00	4,000.00	.00	.00	.00	4,000.00	.0%
E39900 Other Contracted Services	60,000.00	60,000.00	.00	.00	.00	60,000.00	.0%
E49900 Other Supplies &Mat	11,000.00	11,000.00	669.12	669.12	.00	10,330.88	6.1%
E52400 In-Service/Staff Developm	25,000.00	25,000.00	.00	.00	.00	25,000.00	.0%
E73500 Health Equipment	25,000.00	25,000.00	14,812.00	14,812.00	.00	10,188.00	59.2%
TOTAL Health Services	1,732,419.00	1,732,419.00	27,035.18	27,035.18	.00	1,705,383.82	1.6%

JULY 2025 GENERAL FUND EXP

FOR 2026 01

	ORIGINAL APPROP	REVISED BUDGET	YTD EXPENDED	MTD EXPENDED	ENCUMBRANCES	AVAILABLE BUDGET	PCT USED
72130 other Student Support							
E12300 Guidance Personnel	2,196,134.00	2,196,134.00	26,299.60	26,299.60	.00	2,169,834.40	1.2%
E18900 Other Salaries & Wages	332,000.00	332,000.00	430.45	430.45	.00	331,569.55	.1%
E20100 Social Security	156,744.00	156,744.00	1,657.27	1,657.27	.00	155,086.73	1.1%
E20400 Pensions	145,873.00	145,873.00	1,673.45	1,673.45	.00	144,199.55	1.1%
E20600 Life Insurance	4,743.00	4,743.00	.00	.00	.00	4,743.00	.0%
E20700 Medical Insurance	202,000.00	202,000.00	.00	.00	.00	202,000.00	.0%
E21200 ER Medicare	36,658.00	36,658.00	387.58	387.58	.00	36,270.42	1.1%
E21700 Retirement-Hybrid Stab	7,600.00	7,600.00	59.77	59.77	.00	7,540.23	.8%
E32200 Evaluation & Testing	120,250.00	120,250.00	54,548.66	54,548.66	.00	65,701.34	45.4%
E49900 Other Supplies &Mat	40,000.00	40,000.00	.00	.00	.00	40,000.00	.0%
E59900 Other Charges	10,000.00	10,000.00	.00	.00	.00	10,000.00	.0%
TOTAL Other Student Support	3,252,002.00	3,252,002.00	85,056.78	85,056.78	.00	3,166,945.22	2.6%

JULY 2025 GENERAL FUND EXP

FOR 2026 01

	ORIGINAL APPROP	REVISED BUDGET	YTD EXPENDED	MTD EXPENDED	ENCUMBRANCES	AVAILABLE BUDGET	PCT USED
72210 Regular Inst Program Support							
E10500 Supervisor/Director	1,097,853.00	1,097,853.00	14,670.94	14,670.94	.00	1,083,182.06	1.3%
E11700 Career Ladder	9,000.00	9,000.00	.00	.00	.00	9,000.00	.0%
E12900 Librarian(s)	775,824.00	775,824.00	.00	.00	.00	775,824.00	.0%
E13700 Education Media Personnel	82,400.00	82,400.00	5,952.25	5,952.25	.00	76,447.75	7.2%
E16100 Secretary(s)	66,041.00	66,041.00	-273.55	-273.55	.00	66,314.55	-.4%
E19600 In-Service Training	40,000.00	40,000.00	.00	.00	.00	40,000.00	.0%
E20100 Social Security	128,409.00	128,409.00	1,261.67	1,261.67	.00	127,147.33	1.0%
E20400 Pensions	122,878.00	122,878.00	-2,057.93	-2,057.93	.00	124,935.93	-1.7%
E20600 Life Insurance	5,060.00	5,060.00	.00	.00	.00	5,060.00	.0%
E20700 Medical Insurance	227,000.00	227,000.00	.00	.00	.00	227,000.00	.0%
E21200 ER Medicare	30,031.00	30,031.00	295.12	295.12	.00	29,735.88	1.0%
E21700 Retirement-Hybrid Stab	8,120.00	8,120.00	179.46	179.46	.00	7,940.54	2.2%
E30800 Consultants	6,000.00	6,000.00	.00	.00	.00	6,000.00	.0%
E35500 Travel	3,000.00	3,000.00	.00	.00	.00	3,000.00	.0%
E43200 Library Books/Media	100,250.00	100,250.00	8,163.45	8,163.45	.00	92,086.55	8.1%
E49900 Other Supplies &Mat	10,000.00	10,000.00	157.09	157.09	4,842.91	5,000.00	50.0%
E52400 In-Service/Staff Developm	92,000.00	92,000.00	13,391.24	13,391.24	29,490.00	49,118.76	46.6%
E59900 Other Charges	7,000.00	7,000.00	.00	.00	.00	7,000.00	.0%
E79000 Other Equipment	25,000.00	25,000.00	.00	.00	.00	25,000.00	.0%
TOTAL Regular Inst Program Sup	2,835,866.00	2,835,866.00	41,739.74	41,739.74	34,332.91	2,759,793.35	2.7%

JULY 2025 GENERAL FUND EXP

FOR 2026 01

	ORIGINAL APPROP	REVISED BUDGET	YTD EXPENDED	MTD EXPENDED	ENCUMBRANCES	AVAILABLE BUDGET	PCT USED
72215 Alt Inst Program Support							
E52400 In-Service/Staff Developm	2,500.00	2,500.00	.00	.00	.00	2,500.00	.0%
TOTAL Alt Inst Program Support	2,500.00	2,500.00	.00	.00	.00	2,500.00	.0%

JULY 2025 GENERAL FUND EXP

FOR 2026 01

	ORIGINAL APPROP	REVISED BUDGET	YTD EXPENDED	MTD EXPENDED	ENCUMBRANCES	AVAILABLE BUDGET	PCT USED
72220 Special Edu Program Support							
E10500 Supervisor/Director	348,882.00	348,882.00	3,199.11	3,199.11	.00	345,682.89	.9%
E11700 Career Ladder	1,000.00	1,000.00	.00	.00	.00	1,000.00	.0%
E12400 Psychological Personnel	500,695.00	500,695.00	19,257.70	19,257.70	.00	481,437.30	3.8%
E16200 Clerical Personnel	510,309.00	510,309.00	4,170.44	4,170.44	.00	506,138.56	.8%
E18900 Other Salaries & Wages	43,613.00	43,613.00	.00	.00	.00	43,613.00	.0%
E18902 Occupational Therapy	501,213.00	501,213.00	.00	.00	.00	501,213.00	.0%
E18903 Physical Therapist	96,325.00	96,325.00	.00	.00	.00	96,325.00	.0%
E20100 Social Security	124,126.00	124,126.00	1,650.92	1,650.92	.00	122,475.08	1.3%
E20400 Pensions	141,595.00	141,595.00	405.04	405.04	.00	141,189.96	.3%
E20600 Life Insurance	3,500.00	3,500.00	.00	.00	.00	3,500.00	.0%
E20700 Medical Insurance	135,000.00	135,000.00	.00	.00	.00	135,000.00	.0%
E21200 ER Medicare	29,030.00	29,030.00	386.13	386.13	.00	28,643.87	1.3%
E21700 Retirement-Hybrid Stab	10,358.00	10,358.00	53.62	53.62	.00	10,304.38	.5%
E30800 Consultants	14,000.00	14,000.00	.00	.00	.00	14,000.00	.0%
E35500 Travel	4,640.00	4,640.00	.00	.00	.00	4,640.00	.0%
E39900 Other Contracted Services	88,300.00	88,300.00	569.25	569.25	.00	87,730.75	.6%
E49900 Other Supplies & Mat	15,000.00	15,000.00	2,880.27	2,880.27	1,222.20	10,897.53	27.3%
E52400 In-Service/Staff Developm	10,000.00	10,000.00	600.00	600.00	.00	9,400.00	6.0%
E59900 Other Charges	3,000.00	3,000.00	.00	.00	.00	3,000.00	.0%
E79000 Other Equipment	10,000.00	10,000.00	.00	.00	.00	10,000.00	.0%
TOTAL Special Edu Program Supp	2,590,586.00	2,590,586.00	33,172.48	33,172.48	1,222.20	2,556,191.32	1.3%

JULY 2025 GENERAL FUND EXP

FOR 2026 01

	ORIGINAL APPROP	REVISED BUDGET	YTD EXPENDED	MTD EXPENDED	ENCUMBRANCES	AVAILABLE BUDGET	PCT USED
72250 Technology							
E10500 Supervisor/Director	978,173.00	978,173.00	17,047.30	17,047.30	.00	961,125.70	1.7%
E13800 Instru Computer Personnel	850,036.00	850,036.00	32,309.09	32,309.09	.00	817,726.91	3.8%
E16200 Clerical Personnel	61,011.00	61,011.00	3,252.94	3,252.94	.00	57,758.06	5.3%
E18900 Other Salaries & Wages	781,123.00	781,123.00	31,269.82	31,269.82	.00	749,853.18	4.0%
E20100 Social Security	165,561.00	165,561.00	5,200.54	5,200.54	.00	160,360.46	3.1%
E20400 Pensions	197,112.00	197,112.00	3,722.98	3,722.98	.00	193,389.02	1.9%
E20600 Life Insurance	7,000.00	7,000.00	.00	.00	.00	7,000.00	.0%
E20700 Medical Insurance	220,000.00	220,000.00	.00	.00	.00	220,000.00	.0%
E21200 ER Medicare	38,720.00	38,720.00	1,216.31	1,216.31	.00	37,503.69	3.1%
E21700 Retirement-Hybrid Stab	18,900.00	18,900.00	1,044.01	1,044.01	.00	17,855.99	5.5%
E30700 Communication	120,000.00	120,000.00	.00	.00	62,663.91	57,336.09	52.2%
E30800 Consultants	128,500.00	128,500.00	.00	.00	28,504.06	99,995.94	22.2%
E33600 Maint & Repair-Equipment	175,000.00	175,000.00	39,100.00	39,100.00	30,000.00	105,900.00	39.5%
E35000 Internet Connectivity	540,000.00	540,000.00	240.00	240.00	.00	539,760.00	.0%
E35500 Travel	1,500.00	1,500.00	45.62	45.62	.00	1,454.38	3.0%
E39900 Other Contracted Services	42,000.00	42,000.00	.00	.00	.00	42,000.00	.0%
E43500 Office Supplies	6,000.00	6,000.00	216.08	216.08	2,081.36	3,702.56	38.3%
E47000 Cabling	253,500.00	253,500.00	1,552.83	1,552.83	268.29	251,678.88	.7%
E47100 Software	969,130.00	969,130.00	318,559.02	318,559.02	208,292.03	442,278.95	54.4%
E49900 Other Supplies &Mat	26,500.00	26,500.00	.00	.00	.00	26,500.00	.0%
E52400 In-Service/Staff Developm	82,650.00	82,650.00	2,285.72	2,285.72	300.00	80,064.28	3.1%
E59900 Other Charges	150,000.00	150,000.00	99,524.27	99,524.27	.00	50,475.73	66.3%
E70100 Administration Equipment	593,000.00	593,000.00	.00	.00	17,102.50	575,897.50	2.9%
E79000 Other Equipment	154,100.00	154,100.00	1,267.56	1,267.56	37,602.99	115,229.45	25.2%
E79010 Technology Replacement Eq	10,000.00	10,000.00	.00	.00	.00	10,000.00	.0%
TOTAL Technology	6,569,516.00	6,569,516.00	557,854.09	557,854.09	386,815.14	5,624,846.77	14.4%

JULY 2025 GENERAL FUND EXP

FOR 2026 01

	ORIGINAL APPROP	REVISED BUDGET	YTD EXPENDED	MTD EXPENDED	ENCUMBRANCES	AVAILABLE BUDGET	PCT USED
72310 Board of Education							
E18900 Other Salaries & Wages	40,049.00	40,049.00	3,080.66	3,080.66	.00	36,968.34	7.7%
E20100 Social Security	2,483.00	2,483.00	191.00	191.00	.00	2,292.00	7.7%
E20600 Life Insurance	10,200.00	10,200.00	.00	.00	.00	10,200.00	.0%
E20700 Medical Insurance	650,000.00	650,000.00	14,618.93	14,618.93	.00	635,381.07	2.2%
E21200 ER Medicare	581.00	581.00	44.64	44.64	.00	536.36	7.7%
E21500 Contributions for OPEB	266,301.00	266,301.00	.00	.00	.00	266,301.00	.0%
E30500 Audit Services	123,240.00	123,240.00	5,500.00	5,500.00	.00	117,740.00	4.5%
E32000 Dues & Memberships	8,400.00	8,400.00	.00	.00	.00	8,400.00	.0%
E33100 Legal Services	125,000.00	125,000.00	.00	.00	.00	125,000.00	.0%
E39900 Other Contracted Services	8,000.00	8,000.00	.00	.00	.00	8,000.00	.0%
E49900 Other Supplies &Mat	600.00	600.00	.00	.00	.00	600.00	.0%
E50500 Judgments	90,000.00	90,000.00	.00	.00	.00	90,000.00	.0%
E50600 Liability Insurance	235,395.00	235,395.00	282,730.00	282,730.00	.00	-47,335.00	120.1%
E50800 Premium on Corp Surety Bo	9,000.00	9,000.00	.00	.00	.00	9,000.00	.0%
E51300 On the Job Injuries	205,000.00	205,000.00	193,064.00	193,064.00	.00	11,936.00	94.2%
E52400 In-Service/Staff Developm	20,000.00	20,000.00	.00	.00	450.00	19,550.00	2.3%
E59900 Other Charges	22,250.00	22,250.00	652.11	652.11	.00	21,597.89	2.9%
TOTAL Board of Education	1,816,499.00	1,816,499.00	499,881.34	499,881.34	450.00	1,316,167.66	27.5%

JULY 2025 GENERAL FUND EXP

FOR 2026 01

	ORIGINAL APPROP	REVISED BUDGET	YTD EXPENDED	MTD EXPENDED	ENCUMBRANCES	AVAILABLE BUDGET	PCT USED
72320 Director of Schools							
E10100 County Official/Admin Off	235,485.00	235,485.00	250.13	250.13	.00	235,234.87	.1%
E16100 Secretary(s)	73,089.00	73,089.00	796.13	796.13	.00	72,292.87	1.1%
E18800 Bonus Payments	20,000.00	20,000.00	.00	.00	.00	20,000.00	.0%
E20100 Social Security	20,372.00	20,372.00	64.86	64.86	.00	20,307.14	.3%
E20400 Pensions	22,693.00	22,693.00	-814.04	-814.04	.00	23,507.04	-3.6%
E20600 Life Insurance	1,600.00	1,600.00	.00	.00	.00	1,600.00	.0%
E20700 Medical Insurance	16,500.00	16,500.00	.00	.00	.00	16,500.00	.0%
E20800 Dental Insurance - Supt	510.00	510.00	.00	.00	.00	510.00	.0%
E21200 ER Medicare	4,764.00	4,764.00	15.16	15.16	.00	4,748.84	.3%
E32000 Dues & Memberships	23,370.00	23,370.00	20,134.00	20,134.00	.00	3,236.00	86.2%
E34800 Postal Charges	7,500.00	7,500.00	1,021.79	1,021.79	.00	6,478.21	13.6%
E39900 Other Contracted Services	51,500.00	51,500.00	43,537.18	43,537.18	.00	7,962.82	84.5%
E43500 Office Supplies	3,500.00	3,500.00	506.49	506.49	.00	2,993.51	14.5%
E52400 In-Service/Staff Developm	20,000.00	20,000.00	234.36	234.36	150.00	19,615.64	1.9%
E59900 Other Charges	64,975.00	64,975.00	763.67	763.67	.00	64,211.33	1.2%
E70100 Administration Equipment	6,000.00	6,000.00	.00	.00	.00	6,000.00	.0%
TOTAL Director of Schools	571,858.00	571,858.00	66,509.73	66,509.73	150.00	505,198.27	11.7%

JULY 2025 GENERAL FUND EXP

FOR 2026 01

	ORIGINAL APPROP	REVISED BUDGET	YTD EXPENDED	MTD EXPENDED	ENCUMBRANCES	AVAILABLE BUDGET	PCT USED
72410 office of the Principal							
E10401 Assistant Principals	2,529,904.00	2,529,904.00	100,347.11	100,347.11	.00	2,429,556.89	4.0%
E10402 Elem/Md Principals	1,025,813.00	1,025,813.00	15,746.30	15,746.30	.00	1,010,066.70	1.5%
E10403 High School Principal	141,245.00	141,245.00	-1,821.88	-1,821.88	.00	143,066.88	-1.3%
E10405 Vice Principal	129,098.00	129,098.00	4,200.59	4,200.59	.00	124,897.41	3.3%
E11700 Career Ladder	4,000.00	4,000.00	.00	.00	.00	4,000.00	.0%
E16100 Secretary(s)	544,659.00	544,659.00	633.00	633.00	.00	544,026.00	.1%
E16200 Clerical Personnel	877,430.00	877,430.00	900.00	900.00	.00	876,530.00	.1%
E18900 Other Salaries & Wages	45,644.00	45,644.00	.00	.00	.00	45,644.00	.0%
E20100 Social Security	328,463.00	328,463.00	7,440.25	7,440.25	.00	321,022.75	2.3%
E20400 Pensions	375,717.00	375,717.00	3,397.15	3,397.15	.00	372,319.85	.9%
E20600 Life Insurance	15,957.00	15,957.00	.00	.00	.00	15,957.00	.0%
E20700 Medical Insurance	584,000.00	584,000.00	.00	.00	.00	584,000.00	.0%
E21200 ER Medicare	76,818.00	76,818.00	1,740.08	1,740.08	.00	75,077.92	2.3%
E21700 Retirement-Hybrid Stab	12,216.00	12,216.00	222.66	222.66	.00	11,993.34	1.8%
E52400 In-Service/Staff Developm	97,500.00	97,500.00	.00	.00	.00	97,500.00	.0%
TOTAL Office of the Principal	6,788,464.00	6,788,464.00	132,805.26	132,805.26	.00	6,655,658.74	2.0%

JULY 2025 GENERAL FUND EXP

FOR 2026 01

	ORIGINAL APPROP	REVISED BUDGET	YTD EXPENDED	MTD EXPENDED	ENCUMBRANCES	AVAILABLE BUDGET	PCT USED
72510 Fiscal Services							
E10500 Supervisor/Director	276,327.00	276,327.00	-7,608.46	-7,608.46	.00	283,935.46	-2.8%
E11900 Accountants/Bookkeepers	394,935.00	394,935.00	9,853.91	9,853.91	.00	385,081.09	2.5%
E16100 Secretary(s)	46,000.00	46,000.00	1,538.50	1,538.50	.00	44,461.50	3.3%
E18900 Other Salaries & Wages	164,351.00	164,351.00	7,180.56	7,180.56	.00	157,170.44	4.4%
E18906 Business Info Sys Special	81,839.00	81,839.00	6,090.94	6,090.94	.00	75,748.06	7.4%
E20100 Social Security	53,968.00	53,968.00	885.38	885.38	.00	53,082.62	1.6%
E20400 Pensions	99,710.00	99,710.00	-14.22	-14.22	.00	99,724.22	.0%
E20600 Life Insurance	1,900.00	1,900.00	.00	.00	.00	1,900.00	.0%
E20700 Medical Insurance	50,000.00	50,000.00	.00	.00	.00	50,000.00	.0%
E21200 ER Medicare	13,970.00	13,970.00	247.31	247.31	.00	13,722.69	1.8%
E21700 Retirement-Hybrid Stab	5,750.00	5,750.00	350.64	350.64	.00	5,399.36	6.1%
E32000 Dues & Memberships	2,929.00	2,929.00	.00	.00	.00	2,929.00	.0%
E35500 Travel	300.00	300.00	.00	.00	.00	300.00	.0%
E39900 Other Contracted Services	376,269.00	376,269.00	81,070.33	81,070.33	206,853.90	88,344.77	76.5%
E43500 Office Supplies	6,700.00	6,700.00	499.88	499.88	15.09	6,185.03	7.7%
E49900 Other Supplies & Mat	3,400.00	3,400.00	.00	.00	.00	3,400.00	.0%
E52400 In-Service/Staff Developm	55,365.00	55,365.00	146.12	146.12	1,900.00	53,318.88	3.7%
E59900 Other Charges	3,600.00	3,600.00	238.00	238.00	.00	3,362.00	6.6%
E70100 Administration Equipment	27,300.00	27,300.00	638.60	638.60	483.49	26,177.91	4.1%
TOTAL Fiscal Services	1,664,613.00	1,664,613.00	101,117.49	101,117.49	209,252.48	1,354,243.03	18.6%

JULY 2025 GENERAL FUND EXP

FOR 2026 01

	ORIGINAL APPROP	REVISED BUDGET	YTD EXPENDED	MTD EXPENDED	ENCUMBRANCES	AVAILABLE BUDGET	PCT USED
72520 Human Resources/Personnel							
E10500 Supervisor/Director	388,354.00	388,354.00	-5,557.11	-5,557.11	.00	393,911.11	-1.4%
E16100 Secretary(s)	66,041.00	66,041.00	563.48	563.48	.00	65,477.52	.9%
E18900 Other Salaries & Wages	25,000.00	25,000.00	.00	.00	.00	25,000.00	.0%
E18907 Benefits Analyst	96,275.00	96,275.00	3,139.07	3,139.07	.00	93,135.93	3.3%
E18909 Human Resources Technicia	79,890.00	79,890.00	742.22	742.22	.00	79,147.78	.9%
E20100 Social Security	40,645.00	40,645.00	40.16	40.16	.00	40,604.84	.1%
E20400 Pensions	50,203.00	50,203.00	-1,736.10	-1,736.10	.00	51,939.10	-3.5%
E20600 Life Insurance	2,000.00	2,000.00	.00	.00	.00	2,000.00	.0%
E20700 Medical Insurance	40,000.00	40,000.00	.00	.00	.00	40,000.00	.0%
E21000 Unemployment Compensation	36,000.00	36,000.00	564.00	564.00	.00	35,436.00	1.6%
E21200 ER Medicare	9,506.00	9,506.00	9.40	9.40	.00	9,496.60	.1%
E21700 Retirement-Hybrid Stab	1,600.00	1,600.00	64.78	64.78	.00	1,535.22	4.0%
E29900 Other Fringe Benefits	10,200.00	10,200.00	1,014.90	1,014.90	.00	9,185.10	10.0%
E32000 Dues & Memberships	3,550.00	3,550.00	275.00	275.00	.00	3,275.00	7.7%
E35500 Travel	500.00	500.00	.00	.00	.00	500.00	.0%
E39900 Other Contracted Services	80,200.00	80,200.00	9,082.63	9,082.63	.00	71,117.37	11.3%
E41100 Data Processing Supplies	6,000.00	6,000.00	.00	.00	3,152.36	2,847.64	52.5%
E43500 Office Supplies	7,000.00	7,000.00	.00	.00	547.37	6,452.63	7.8%
E52400 In-Service/Staff Developm	79,500.00	79,500.00	156.00	156.00	.00	79,344.00	.2%
E70100 Administration Equipment	12,000.00	12,000.00	.00	.00	.00	12,000.00	.0%
TOTAL Human Resources/Personnel	1,034,464.00	1,034,464.00	8,358.43	8,358.43	3,699.73	1,022,405.84	1.2%

JULY 2025 GENERAL FUND EXP

FOR 2026 01

	ORIGINAL APPROP	REVISED BUDGET	YTD EXPENDED	MTD EXPENDED	ENCUMBRANCES	AVAILABLE BUDGET	PCT USED
72610 Operation of Plant							
E16600 Custodial Personnel	732,428.00	732,428.00	12,666.99	12,666.99	.00	719,761.01	1.7%
E20100 Social Security	45,411.00	45,411.00	679.95	679.95	.00	44,731.05	1.5%
E20400 Pensions	79,688.00	79,688.00	-104.97	-104.97	.00	79,792.97	-.1%
E20600 Life Insurance	1,900.00	1,900.00	.00	.00	.00	1,900.00	.0%
E20700 Medical Insurance	110,000.00	110,000.00	.00	.00	.00	110,000.00	.0%
E21200 ER Medicare	10,620.00	10,620.00	183.70	183.70	.00	10,436.30	1.7%
E21700 Retirement-Hybrid Stab	5,750.00	5,750.00	491.04	491.04	.00	5,258.96	8.5%
E32800 Janitorial Services	2,600,000.00	2,600,000.00	203,415.52	203,415.52	607,754.63	1,788,829.85	31.2%
E39900 Other Contracted Services	672,000.00	672,000.00	32,631.79	32,631.79	39,635.75	599,732.46	10.8%
E41000 Custodial Supplies	30,000.00	30,000.00	2,088.00	2,088.00	2,088.00	25,824.00	13.9%
E41500 Electricity	2,500,000.00	2,500,000.00	19,409.84	19,409.84	.00	2,480,590.16	.8%
E49900 Other Supplies &Mat	10,000.00	10,000.00	.00	.00	.00	10,000.00	.0%
E50200 Building & Content Insura	500,000.00	500,000.00	558,060.00	558,060.00	.00	-58,060.00	111.6%
E52400 In-Service/Staff Developm	1,000.00	1,000.00	.00	.00	.00	1,000.00	.0%
E59900 Other Charges	34,000.00	34,000.00	180.00	180.00	10,575.00	23,245.00	31.6%
E72000 Plant Operation Equipment	19,000.00	19,000.00	.00	.00	6,767.45	12,232.55	35.6%
TOTAL Operation of Plant	7,351,797.00	7,351,797.00	829,701.86	829,701.86	666,820.83	5,855,274.31	20.4%

JULY 2025 GENERAL FUND EXP

FOR 2026 01

	ORIGINAL APPROP	REVISED BUDGET	YTD EXPENDED	MTD EXPENDED	ENCUMBRANCES	AVAILABLE BUDGET	PCT USED
72620 Maintenance of Plant							
E10500 Supervisor/Director	243,535.00	243,535.00	-2,547.77	-2,547.77	.00	246,082.77	-1.0%
E16100 Secretary(s)	66,041.00	66,041.00	3,352.79	3,352.79	.00	62,688.21	5.1%
E16700 Maintenance Personnel	613,672.00	613,672.00	11,789.21	11,789.21	.00	601,882.79	1.9%
E20100 Social Security	57,241.00	57,241.00	780.84	780.84	.00	56,460.16	1.4%
E20400 Pensions	100,449.00	100,449.00	-437.63	-437.63	.00	100,886.63	- .4%
E20600 Life Insurance	3,000.00	3,000.00	.00	.00	.00	3,000.00	.0%
E20700 Medical Insurance	104,000.00	104,000.00	.00	.00	.00	104,000.00	.0%
E21200 ER Medicare	13,387.00	13,387.00	182.65	182.65	.00	13,204.35	1.4%
E21700 Retirement-Hybrid Stab	12,000.00	12,000.00	682.95	682.95	.00	11,317.05	5.7%
E33500 Maint & Repair-Building	600,000.00	600,000.00	24,054.40	24,054.40	60,907.94	515,037.66	14.2%
E33600 Maint & Repair-Equipment	100,000.00	100,000.00	.00	.00	12,000.00	88,000.00	12.0%
E39900 Other Contracted Services	240,000.00	240,000.00	12,115.18	12,115.18	19,463.06	208,421.76	13.2%
E49900 Other Supplies &Mat	2,500.00	2,500.00	.00	.00	600.00	1,900.00	24.0%
E52400 In-Service/Staff Developm	12,100.00	12,100.00	1,599.10	1,599.10	.00	10,500.90	13.2%
E59900 Other Charges	16,000.00	16,000.00	271.36	271.36	1,728.64	14,000.00	12.5%
E70100 Administration Equipment	13,000.00	13,000.00	.00	.00	5,103.60	7,896.40	39.3%
E71700 Maintenance Equipment	80,000.00	80,000.00	.00	.00	49,675.00	30,325.00	62.1%
TOTAL Maintenance of Plant	2,276,925.00	2,276,925.00	51,843.08	51,843.08	149,478.24	2,075,603.68	8.8%

JULY 2025 GENERAL FUND EXP

FOR 2026 01

	ORIGINAL APPROP	REVISED BUDGET	YTD EXPENDED	MTD EXPENDED	ENCUMBRANCES	AVAILABLE BUDGET	PCT USED
72710 Transportation							
E10500 Supervisor/Director	104,365.00	104,365.00	-1,456.21	-1,456.21	.00	105,821.21	-1.4%
E16200 Clerical Personnel	56,417.00	56,417.00	-315.27	-315.27	.00	56,732.27	-.6%
E18900 Other Salaries & Wages	133,359.00	133,359.00	1,325.90	1,325.90	.00	132,033.10	1.0%
E20100 Social Security	18,237.00	18,237.00	-27.62	-27.62	.00	18,264.62	-.2%
E20400 Pensions	32,003.00	32,003.00	-425.77	-425.77	.00	32,428.77	-1.3%
E20600 Life Insurance	800.00	800.00	.00	.00	.00	800.00	.0%
E20700 Medical Insurance	27,000.00	27,000.00	.00	.00	.00	27,000.00	.0%
E21200 ER Medicare	4,265.00	4,265.00	-6.47	-6.47	.00	4,271.47	-.2%
E21700 Retirement-Hybrid Stab	3,000.00	3,000.00	144.30	144.30	.00	2,855.70	4.8%
E31200 Contracts w Private Agenc	4,100,000.00	4,100,000.00	.00	.00	.00	4,100,000.00	.0%
E35500 Travel	2,000.00	2,000.00	.00	.00	.00	2,000.00	.0%
E39900 Other Contracted Services	48,727.00	48,727.00	29,550.16	29,550.16	.00	19,176.84	60.6%
E41200 Diesel Fuel	532,500.00	532,500.00	.00	.00	.00	532,500.00	.0%
E42500 Gasoline	25,000.00	25,000.00	860.13	860.13	5,139.87	19,000.00	24.0%
E49900 Other Supplies &Mat	1,500.00	1,500.00	.00	.00	300.00	1,200.00	20.0%
E52400 In-Service/Staff Developm	6,300.00	6,300.00	.00	.00	.00	6,300.00	.0%
E59900 Other Charges	3,200.00	3,200.00	.00	.00	.00	3,200.00	.0%
E70100 Administration Equipment	3,000.00	3,000.00	.00	.00	.00	3,000.00	.0%
TOTAL Transportation	5,101,673.00	5,101,673.00	29,649.15	29,649.15	5,439.87	5,066,583.98	.7%

JULY 2025 GENERAL FUND EXP

FOR 2026 01

	ORIGINAL APPROP	REVISED BUDGET	YTD EXPENDED	MTD EXPENDED	ENCUMBRANCES	AVAILABLE BUDGET	PCT USED
72810 Central and Other							
E10500 Supervisor/Director	161,532.00	161,532.00	-2,026.09	-2,026.09	.00	163,558.09	-1.3%
E16100 Secretary(s)	47,940.00	47,940.00	2,157.97	2,157.97	.00	45,782.03	4.5%
E18900 Other Salaries & Wages	384,089.00	384,089.00	7,939.57	7,939.57	.00	376,149.43	2.1%
E20100 Social Security	36,801.00	36,801.00	500.44	500.44	.00	36,300.56	1.4%
E20400 Pensions	41,521.00	41,521.00	-906.58	-906.58	.00	42,427.58	-2.2%
E20600 Life Insurance	1,438.00	1,438.00	.00	.00	.00	1,438.00	.0%
E20700 Medical Insurance	36,000.00	36,000.00	.00	.00	.00	36,000.00	.0%
E21200 ER Medicare	8,607.00	8,607.00	117.04	117.04	.00	8,489.96	1.4%
E21700 Retirement-Hybrid Stab	2,100.00	2,100.00	284.14	284.14	.00	1,815.86	13.5%
E35500 Travel	3,300.00	3,300.00	67.55	67.55	.00	3,232.45	2.0%
E39900 Other Contracted Services	145,539.00	145,539.00	456.00	456.00	13,536.75	131,546.25	9.6%
E43500 Office Supplies	18,000.00	18,000.00	58.89	58.89	991.33	16,949.78	5.8%
E49900 Other Supplies &Mat	2,750.00	2,750.00	.00	.00	.00	2,750.00	.0%
E52400 In-Service/Staff Developm	42,325.00	42,325.00	510.00	510.00	.00	41,815.00	1.2%
E59900 Other Charges	33,250.00	33,250.00	.00	.00	3,750.00	29,500.00	11.3%
E70100 Administration Equipment	13,000.00	13,000.00	.00	.00	3,648.00	9,352.00	28.1%
E79000 Other Equipment	148,000.00	148,000.00	4,837.66	4,837.66	25,665.21	117,497.13	20.6%
TOTAL Central and Other	1,126,192.00	1,126,192.00	13,996.59	13,996.59	47,591.29	1,064,604.12	5.5%

JULY 2025 GENERAL FUND EXP

FOR 2026 01

	ORIGINAL APPROP	REVISED BUDGET	YTD EXPENDED	MTD EXPENDED	ENCUMBRANCES	AVAILABLE BUDGET	PCT USED
76100 Regular Capital Outlay							
E30400 Architects	60,000.00	60,000.00	.00	.00	.00	60,000.00	.0%
E30800 Consultants	15,000.00	15,000.00	.00	.00	.00	15,000.00	.0%
E32100 Engineering Services	30,000.00	30,000.00	.00	.00	.00	30,000.00	.0%
E39900 Other Contracted Services	10,000.00	10,000.00	.00	.00	.00	10,000.00	.0%
E70700 Building Improvements	1,430,000.00	1,430,000.00	287,475.87	287,475.87	-176,950.08	1,319,474.21	7.7%
E72400 Site Development	385,000.00	385,000.00	.00	.00	4,500.00	380,500.00	1.2%
E79900 Other Capital Outlay	3,735,000.00	3,735,000.00	.00	.00	5,083.83	3,729,916.17	.1%
TOTAL Regular Capital Outlay	5,665,000.00	5,665,000.00	287,475.87	287,475.87	-167,366.25	5,544,890.38	2.1%

JULY 2025 GENERAL FUND EXP

FOR 2026 01

	ORIGINAL APPROP	REVISED BUDGET	YTD EXPENDED	MTD EXPENDED	ENCUMBRANCES	AVAILABLE BUDGET	PCT USED
82330 Oth Debt Svc							
E69900 Oth Debt Svc	4,165,000.00	4,165,000.00	.00	.00	.00	4,165,000.00	.0%
TOTAL Oth Debt Svc	4,165,000.00	4,165,000.00	.00	.00	.00	4,165,000.00	.0%
TOTAL General Purpose Fund	132,351,973.00	132,351,973.00	3,660,775.73	3,660,775.73	1,924,737.82	126,766,459.45	4.2%
GRAND TOTAL	132,351,973.00	132,351,973.00	3,660,775.73	3,660,775.73	1,924,737.82	126,766,459.45	4.2%

** END OF REPORT - Generated by Anita Floyd **

SCHOOL NUTRITION

JULY 2025 SN FUND REVENUE

FOR 2026 01

	ORIGINAL ESTIM REV	REVISED EST REV	ACTUAL YTD REVENUE	ACTUAL MTD REVENUE	REMAINING REVENUE	PCT COLL
143 School Nutrition						
43521 Lunch Payments Children	1,310,608.00	1,310,608.00	.00	.00	1,310,608.00	.0%
43522 Lunch Payments Adults	45,000.00	45,000.00	5.00	5.00	44,995.00	.0%
43523 Income from Breakfast	169,000.00	169,000.00	.00	.00	169,000.00	.0%
43525 Ala Carte Sales	820,000.00	820,000.00	6.15	6.15	819,993.85	.0%
43990 Other Charges for Services	25,000.00	25,000.00	4,855.60	4,855.60	20,144.40	19.4%
43992 CHS Catering Revenue	30,000.00	30,000.00	2,533.00	2,533.00	27,467.00	8.4%
44570 Contributions & Gifts	300.00	300.00	.00	.00	300.00	.0%
44990 Other Local Revenue	10,000.00	10,000.00	.00	.00	10,000.00	.0%
46520 State Matching	30,000.00	30,000.00	.00	.00	30,000.00	.0%
47111 USDA School Lunch Program	1,000,000.00	1,000,000.00	3,682.88	3,682.88	996,317.12	.4%
47112 USDA Commodities	150,000.00	150,000.00	.00	.00	150,000.00	.0%
47113 Breakfast	150,000.00	150,000.00	724.36	724.36	149,275.64	.5%
47114 USDA - Other	300,000.00	300,000.00	.00	.00	300,000.00	.0%
49900 Revenue YE Close	383,000.00	383,000.00	.00	.00	383,000.00	.0%
TOTAL School Nutrition	4,422,908.00	4,422,908.00	11,806.99	11,806.99	4,411,101.01	.3%
GRAND TOTAL	4,422,908.00	4,422,908.00	11,806.99	11,806.99	4,411,101.01	.3%

** END OF REPORT - Generated by Anita Floyd **

JULY 2025 SN FUND EXP

FOR 2026 01

	ORIGINAL APPROP	REVISED BUDGET	YTD EXPENDED	MTD EXPENDED	ENCUMBRANCES	AVAILABLE BUDGET	PCT USED
143 School Nutrition							
10500 Supervisor/Director	162,335.00	162,335.00	-578.36	-578.36	.00	162,913.36	-.4%
16200 Clerical Personnel	50,208.00	50,208.00	560.83	560.83	.00	49,647.17	1.1%
16501 Cafeteria Managers	424,551.00	424,551.00	.00	.00	.00	424,551.00	.0%
16502 School Nutrition Technicia	803,340.00	803,340.00	.00	.00	.00	803,340.00	.0%
18800 Bonus Payments	50,000.00	50,000.00	.00	.00	.00	50,000.00	.0%
19800 Sub Teachers-Non-Certified	30,000.00	30,000.00	.00	.00	.00	30,000.00	.0%
20100 Social Security	87,276.00	87,276.00	-1.08	-1.08	.00	87,277.08	.0%
20400 Pensions	143,620.00	143,620.00	-143.69	-143.69	.00	143,763.69	-.1%
20600 Life Insurance	3,929.00	3,929.00	.00	.00	.00	3,929.00	.0%
20700 Medical Insurance	164,389.00	164,389.00	.00	.00	.00	164,389.00	.0%
21200 ER Medicare	20,542.00	20,542.00	-.25	-.25	.00	20,542.25	.0%
21700 Retirement-Hybrid Stab	14,218.00	14,218.00	55.08	55.08	.00	14,162.92	.4%
33600 Maint & Repair-Equipment	30,000.00	30,000.00	2,925.00	2,925.00	20,075.00	7,000.00	76.7%
35400 Transportation - Food	10,000.00	10,000.00	.00	.00	9,000.00	1,000.00	90.0%
35500 Travel	1,000.00	1,000.00	.00	.00	.00	1,000.00	.0%
39900 Other Contracted Services	35,000.00	35,000.00	14,920.00	14,920.00	13,195.00	6,885.00	80.3%
42200 Food Supplies	1,545,000.00	1,545,000.00	3,206.08	3,206.08	111,765.39	1,430,028.53	7.4%
43500 Office Supplies	3,000.00	3,000.00	168.61	168.61	328.82	2,502.57	16.6%
46900 USDA Commodities	125,000.00	125,000.00	.00	.00	.00	125,000.00	.0%
49900 Other Supplies &Mat	181,000.00	181,000.00	.00	.00	42,576.27	138,423.73	23.5%
52400 In-Service/Staff Developme	4,000.00	4,000.00	892.00	892.00	.00	3,108.00	22.3%
59900 Other Charges	1,500.00	1,500.00	.00	.00	.00	1,500.00	.0%
71000 Food Service Equipment	533,000.00	533,000.00	.00	.00	177,000.00	356,000.00	33.2%
TOTAL School Nutrition	4,422,908.00	4,422,908.00	22,004.22	22,004.22	373,940.48	4,026,963.30	9.0%
GRAND TOTAL	4,422,908.00	4,422,908.00	22,004.22	22,004.22	373,940.48	4,026,963.30	9.0%

** END OF REPORT - Generated by Anita Floyd **

FEDERAL PROGRAMS

JULY 2025 FEDERAL FUND REVENUE

FOR 2026 01

JOURNAL DETAIL 2025 12 TO 2025 12

	ORIGINAL ESTIM REV	REVISED EST REV	ACTUAL YTD REVENUE	ACTUAL MTD REVENUE	REMAINING REVENUE	PCT COLL
0100 Consolidated Administratio	127,011.92	127,011.92	.00	.00	127,011.92	.0%
1000 TITLE I	1,251,141.73	1,251,141.73	.00	.00	1,251,141.73	.0%
2000 TITLE II	59,603.63	59,603.63	.00	.00	59,603.63	.0%
3000 TITLE III	64,922.01	64,922.01	.00	.00	64,922.01	.0%
4000 Title IV	206,617.67	206,617.67	.00	.00	206,617.67	.0%
8005 Carl Perkins	.00	85,527.06	.00	.00	85,527.06	.0%
8006 Carl Perkins Reserve	28,820.00	28,820.00	.00	.00	28,820.00	.0%
9000 IDEA PART B	2,055,458.00	2,055,458.00	.00	.00	2,055,458.00	.0%
9100 IDEA PRESCHOOL INCENTIVE	40,744.00	40,744.00	.00	.00	40,744.00	.0%
GRAND TOTAL	3,834,318.96	3,919,846.02	.00	.00	3,919,846.02	.0%

** END OF REPORT - Generated by Linda Tedford **

JULY 2025 FEDERAL FUND EXPENDITURES

FOR 2026 01

JOURNAL DETAIL 2025 12 TO 2025 12

	ORIGINAL APPROP	REVISED BUDGET	YTD EXPENDED	MTD EXPENDED	ENC/REQ	AVAILABLE BUDGET	PCT USED
0100 Consolidated Administratio	127,011.92	127,011.92	9,323.22	9,323.22	.00	117,688.70	7.3%
1000 TITLE I	1,251,141.73	1,251,141.73	4,165.70	4,165.70	.00	1,246,976.03	.3%
2000 TITLE II	59,603.63	59,603.63	.00	.00	.00	59,603.63	.0%
3000 TITLE III	64,922.01	64,922.01	.00	.00	.00	64,922.01	.0%
4000 Title IV	206,617.67	206,617.67	2,782.94	2,782.94	.00	203,834.73	1.3%
8005 Carl Perkins	.00	85,527.06	773.88	773.88	.00	84,753.18	.9%
8006 Carl Perkins Reserve	28,820.00	28,820.00	.00	.00	.00	28,820.00	.0%
9000 IDEA PART B	2,055,458.00	2,055,458.00	.00	.00	.00	2,055,458.00	.0%
9100 IDEA PRESCHOOL INCENTIVE	40,744.00	40,744.00	183.99	183.99	.00	40,560.01	.5%
GRAND TOTAL	3,834,318.96	3,919,846.02	17,229.73	17,229.73	.00	3,902,616.29	.4%

** END OF REPORT - Generated by Linda Tedford **

DISCRETIONARY GRANTS

JULY 2025 DISCRETIONARY FUND REVENUE

FOR 2026 01

JOURNAL DETAIL 2025 12 TO 2025 12

	ORIGINAL ESTIM REV	REVISED EST REV	ACTUAL YTD REVENUE	ACTUAL MTD REVENUE	REMAINING REVENUE	PCT COLL
8036 America's Farmers Grow	978.21	978.21	.00	.00	978.21	.0%
8043 Donations-Greenhouse CMS	729.94	729.94	.00	.00	729.94	.0%
8046 Family Resource/Race4 Vill	20,598.27	20,598.27	.00	.00	20,598.27	.0%
8047 Donations-Auditorium (CHS)	2,475.00	2,475.00	.00	.00	2,475.00	.0%
8051 Battelle Edu Donation-WCMS	436.99	436.99	.00	.00	436.99	.0%
8052 Battelle Edu Donation-SES	27,366.35	27,366.35	.00	.00	27,366.35	.0%
8061 Battelle STEM (TVA/BVI)	5,853.37	5,853.37	.00	.00	5,853.37	.0%
8098 CPR Training Project	1,875.75	1,875.75	.00	.00	1,875.75	.0%
8100 Collierville HS Television	88,892.81	88,892.81	.00	.00	88,892.81	.0%
8200 Athletic Fund	100,000.00	100,000.00	8,800.00	8,800.00	91,200.00	8.8%
8201 Mike O'Neill Memorial Fund	10,000.00	10,000.00	.00	.00	10,000.00	.0%
8300 Sodexo Scholarship	20,512.50	20,512.50	.00	.00	20,512.50	.0%
8320 Bryan Gatlin Mem Scholarsh	6,213.00	6,213.00	.00	.00	6,213.00	.0%
8330 Garrett Helms Memorial Fun	21,270.31	21,270.31	.00	.00	21,270.31	.0%
8350 Chris Dufour Mrm Scholarsh	3,726.34	3,726.34	.00	.00	3,726.34	.0%
8361 Elem STEM/Cville Chamber	975.01	975.01	.00	.00	975.01	.0%
8370 Dragon Games	7,977.28	7,977.28	250.00	250.00	7,727.28	3.1%
8710 Learning Camps	1,029,464.19	1,029,464.19	.00	.00	1,029,464.19	.0%
8800 Resp to Dispr-IDEA Part B	13,000.00	13,000.00	.00	.00	13,000.00	.0%
GRAND TOTAL	1,362,345.32	1,362,345.32	9,050.00	9,050.00	1,353,295.32	.7%

** END OF REPORT - Generated by Linda Tedford **

JULY 2025 DISCRETIONARY FUND EXPENDITURES

FOR 2026 01

JOURNAL DETAIL 2025 12 TO 2025 12

	ORIGINAL APPROP	REVISED BUDGET	YTD EXPENDED	MTD EXPENDED	ENC/REQ	AVAILABLE BUDGET	PCT USED
8036 America's Farmers Grow	978.21	978.21	.00	.00	.00	978.21	.0%
8043 Donations-Greenhouse CMS	729.94	729.94	.00	.00	.00	729.94	.0%
8046 Family Resource/Race4 Vill	20,598.27	20,598.27	1,030.00	1,030.00	.00	19,568.27	5.0%
8047 Donations-Auditorium (CHS)	2,475.00	2,475.00	.00	.00	.00	2,475.00	.0%
8051 Battelle Edu Donation-WCMS	436.99	436.99	.00	.00	.00	436.99	.0%
8052 Battelle Edu Donation-SES	27,366.35	27,366.35	.00	.00	.00	27,366.35	.0%
8061 Battelle STEM (TVA/BVI)	5,853.37	5,853.37	.00	.00	.00	5,853.37	.0%
8098 CPR Training Project	1,875.75	1,875.75	.00	.00	.00	1,875.75	.0%
8100 Collierville HS Television	88,892.81	88,892.81	4,223.99	4,223.99	.00	84,668.82	4.8%
8200 Athletic Fund	100,000.00	100,000.00	.00	.00	750.00	99,250.00	.8%
8201 Mike O'Neill Memorial Fund	10,000.00	10,000.00	.00	.00	6,600.00	3,400.00	66.0%
8300 Sodexo Scholarship	20,512.50	20,512.50	.00	.00	.00	20,512.50	.0%
8320 Bryan Gatlin Mem Scholarsh	6,213.00	6,213.00	.00	.00	.00	6,213.00	.0%
8330 Garrett Helms Memorial Fun	21,270.31	21,270.31	.00	.00	.00	21,270.31	.0%
8350 Chris Dufour Mrm Scholarsh	3,726.34	3,726.34	.00	.00	.00	3,726.34	.0%
8361 Elem STEM/Cville Chamber	975.01	975.01	.00	.00	.00	975.01	.0%
8370 Dragon Games	7,977.28	7,977.28	.00	.00	320.41	7,656.87	4.0%
8710 Learning Camps	1,029,464.19	1,029,464.19	-17,254.40	-17,254.40	10,000.00	1,036,718.59	-.7%
8800 Resp to Dispr-IDEA Part B	13,000.00	13,000.00	.00	.00	.00	13,000.00	.0%
9371 Innovative School Models	.00	.00	2,598.72	2,598.72	.00	-2,598.72	100.0%
GRAND TOTAL	1,362,345.32	1,362,345.32	-9,401.69	-9,401.69	17,670.41	1,354,076.60	.6%

** END OF REPORT - Generated by Linda Tedford **

C.I.P.

- Close
- Search
- Browse
- Output
- Print
- Display
- PDF
- Save
- Excel
- Word
- Email
- Schedule
- Attach
- Detail
- Months
- Seq Find
- Totals
- Project Strings
- User Defined Fields

Account Inquiry [Collierville Schools]

Account

Fund	177	Cap Proj		Acct	177-49800-00000-000-0000-6207-49800-R49800	
Org	17490010	Transfers		Acct name	Transfers In	
Object	R49800	Transf-In		Type	Revenue	Status Active
Project				Rollup		
				Sub-Rollup		

Account Notes

Annual Budgeting

MultiYr Fund

4 Year Comparison

History 4 Year Graph History Graph

Yr/Per 2025/10	Fiscal Year 2025	Fiscal Year 2024	Fiscal Year 2023	Fiscal Year 2026	Life
Original Budget	.00	.00	.00	.00	.00
Transfers In	-3,761,128.00	.00	.00	.00	-3,761,128.00
Transfers Out	.00	.00	.00	.00	.00
Revised Budget	-3,761,128.00	.00	.00	.00	-3,761,128.00
Actual (Memo)	.00	.00	.00	.00	.00
Encumbrances	.00	.00	.00	.00	.00
Requisitions	.00	.00	.00	.00	.00
Available	-3,761,128.00	.00	.00	.00	.00
Percent used	.00	.00	.00	.00	.00

JULY 2025 CIP FUND EXP

FOR 2026 01

	ORIGINAL APPROP	REVISED BUDGET	YTD EXPENDED	MTD EXPENDED	ENCUMBRANCES	AVAILABLE BUDGET	PCT USED
177 Education Capital Projects							
6207 WCMS Renovation	.00	.00	261,127.82	261,127.82	.00	-261,127.82	100.0%
TOTAL Education Capital Projec	.00	.00	261,127.82	261,127.82	.00	-261,127.82	100.0%
GRAND TOTAL	.00	.00	261,127.82	261,127.82	.00	-261,127.82	100.0%

** END OF REPORT - Generated by Anita Floyd **



COLLIERVILLE SCHOOLS

CAPITAL IMPROVEMENT PLAN UPDATE

BOARD OF EDUCATION

The Collierville Schools Board of Education is dedicated to fostering an environment where every student can achieve academic excellence and personal growth in a safe and supportive setting.

BOARD OF EDUCATION



WANDA GIBBS
POSITION 1



WANDA CHISM
POSITION 2 - VICE CHAIR



PAUL CHILDERS
POSITION 3



TOM BAILEY
POSITION 4



WRIGHT COX
POSITION 5 - CHAIR

DISTRICT STAFF

Dr. Russell Dyer - Director of Schools
Thomas Dougherty - Chief of Operations
Robert Morris - Operations Supervisor

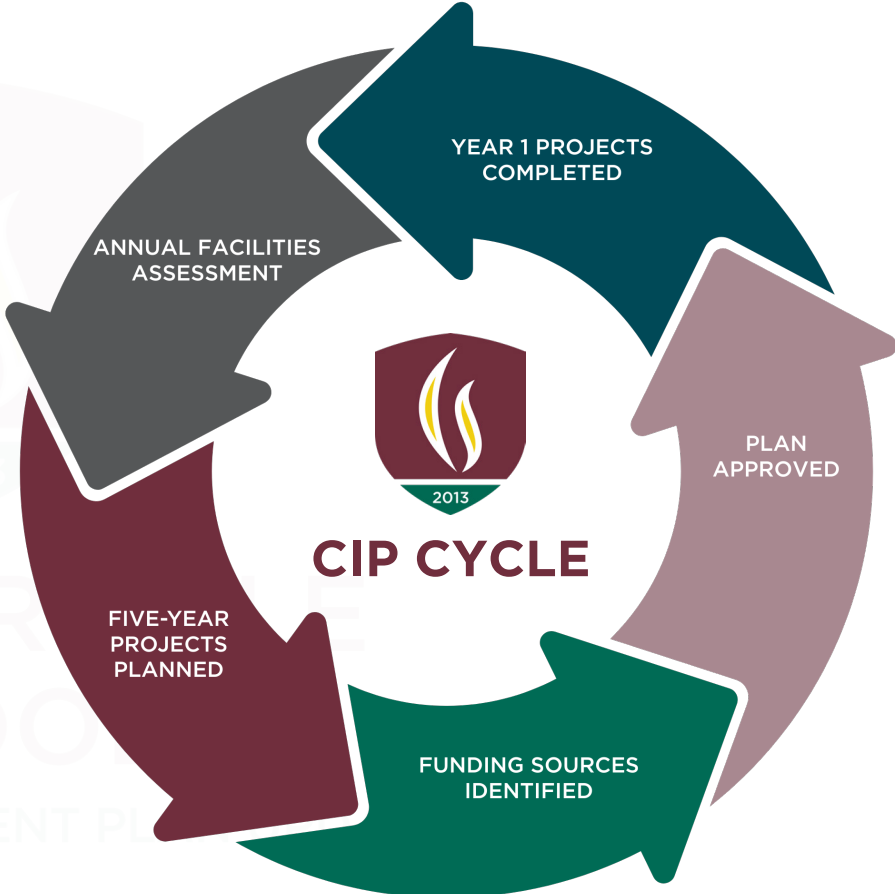
TABLE OF CONTENTS

1	COLLIERVILLE SCHOOLS BOARD AND ADMINISTRATION
2	TABLE OF CONTENTS
3	COLLIERVILLE SCHOOLS CAPITAL IMPROVEMENT PLAN OVERVIEW
4	2024-2025 CAPITAL EXPENDITURES
5-6	2024-2025 COMPLETED PROJECTS
7	FACILITIES ASSESSMENT
8	HISTORICAL EXPENDITURES
9	HISTORICAL EXPENDITURES BY SCHOOL
10-11	FIVE YEAR BUDGET

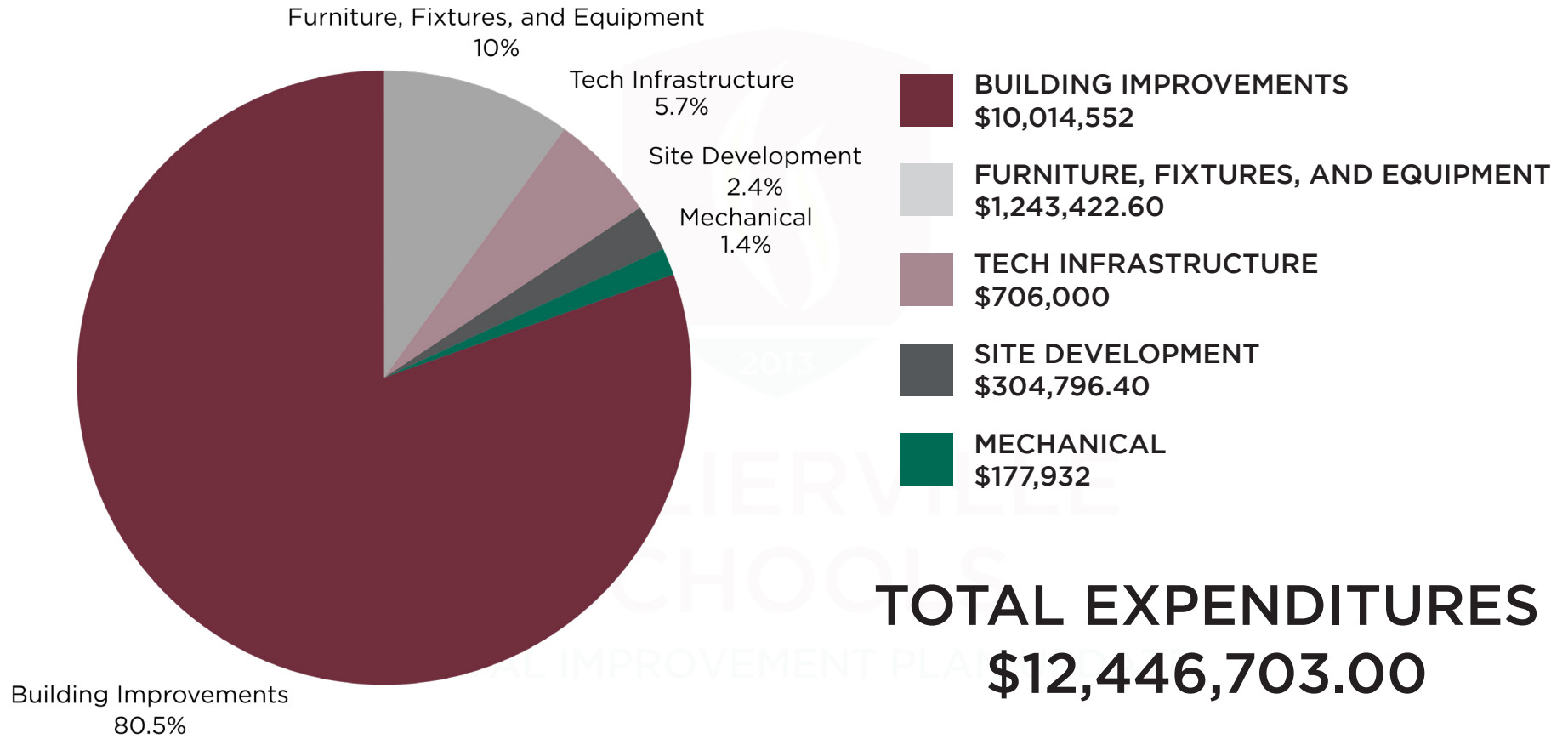
CAPITAL IMPROVEMENT PLAN OVERVIEW

Collierville Schools maintains a portfolio of facilities totaling more than 1.6 million square feet on 328 acres. The Collierville Schools' Operations Division ensures that each of the district's nine school buildings, campuses, and administrative complex operates at optimal levels to reduce costs while supporting the physical accommodations of students and staff. Since 2015, the school district has invested close to \$150 million in capital improvements.

The Capital Improvement Plan (CIP) is updated annually to reflect changes in needs, priorities, and funding opportunities. The CIP outlines a multi-year schedule of capital improvements, estimated costs, and funding sources. Moreover, the plan summarizes current facility conditions, current capital expenditures, and future capital improvement projects.



2024-2025 CAPITAL EXPENDITURES



2024-2025 COMPLETED PROJECTS

SCHOOL	PROJECT	FUNDING SOURCE	ACTUAL COST
BAILEY STATION ES	Cafeteria Tables Replacement Dry Erase Board Installation Wireless AP and Network Switch Replacement Network Cabling Replacement Energy Management System Upgrades Interior and Exterior Painting	General Fund General Fund General Fund General Fund General Fund General Fund	\$74,520 \$70,914.36 \$184,000 \$96,000 \$23,903 \$122,280
COLLIERVILLE ES	Network Switch Replacement	General Fund	\$129,000
CROSSWIND ES	New Addition FFE Intercom Replacement Energy Management System Upgrades	Shelby County - CIP General Fund General Fund	\$262,103.24 \$38,066 \$92,597
SCHILLING FARMS ES	VCT Replacement	General Fund	\$88,870
SYCAMORE ES	Gym LED Lighting Replacement Sidewalk and Curb Replacement	General Fund General Fund	\$21,724 \$51,000
TARA OAKS ES	Student Desks and Chair Replacement Intercom Replacement Annex Security Fence TV Monitor and Interactive Panel Replacement	General Fund General Fund General Fund General Fund	\$119,544 \$38,066 \$65,000 \$155,000

* Projects completed July 1, 2024 thru June 30, 2025.

2024-2025 COMPLETED PROJECTS

SCHOOL	PROJECT	FUNDING SOURCE	ACTUAL COST
COLLIERVILLE MS	Wireless AP and Network Switch Replacement Parking Lot Resurfacing	General Fund	\$198,000
		General Fund	\$188,796.40
WEST COLLIERVILLE MS	Interior Renovations Phase 1 TV Monitor and Interactive Panel Replacement	Shelby County CIP	\$2,245,482
		General Fund	\$174,000
COLLIERVILLE HS	Football Scoreboard Upgrade Classroom Wing Addition FFE Energy Management System Upgrades Exterior Painting Classroom Wing Additions	General Fund	\$47,304
		General Fund	\$387,341
		General Fund	\$61,432
		General Fund	\$43,500
		ESSER 3.0 / Shelby County CIP	\$7,369,260
CENTRAL OFFICE	Data Center and Server Upgrades	General Fund	\$99,000
TOTAL			\$12,446,703.00

* Projects completed July 1, 2024 thru June 30, 2025.

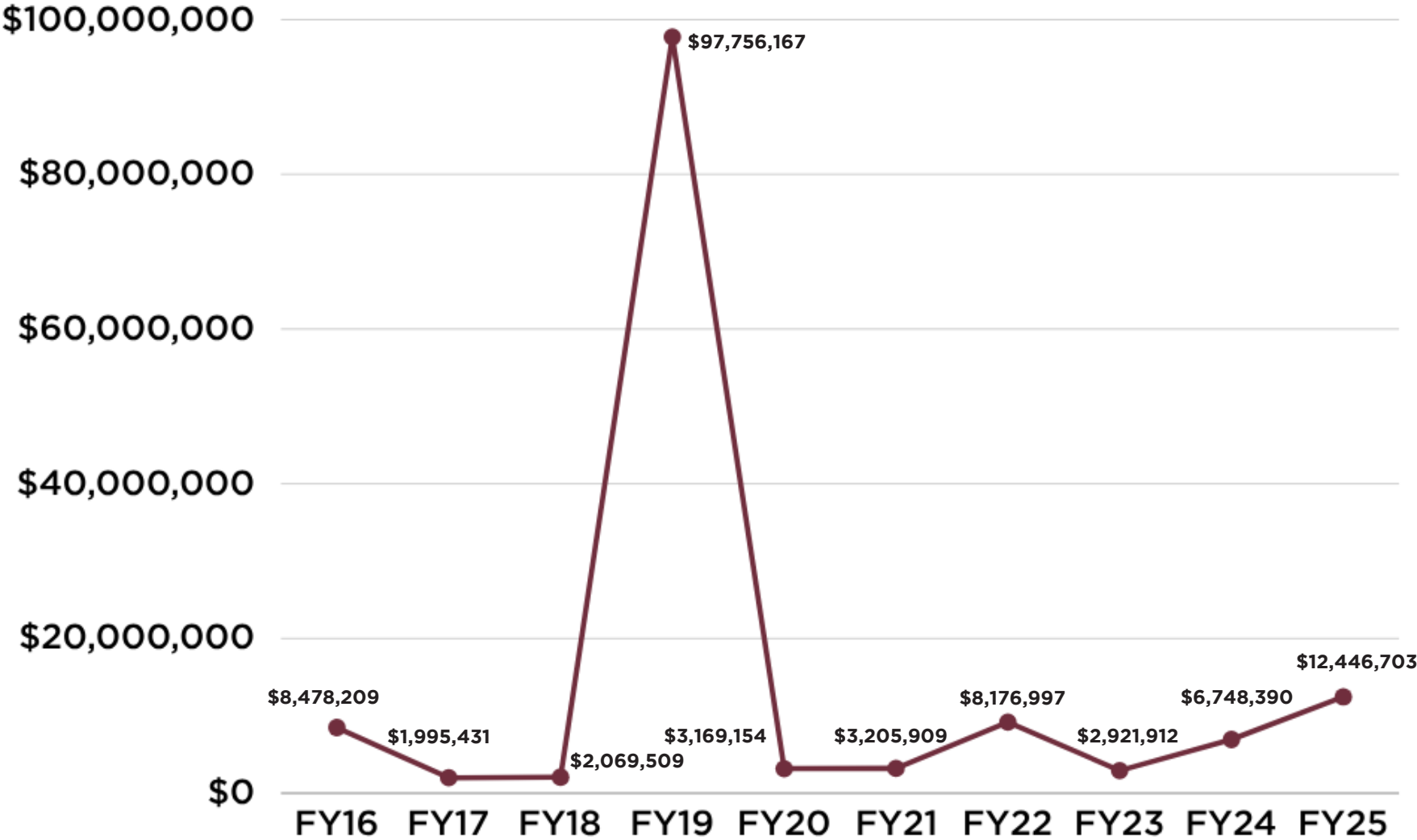
REVENUE SOURCE	AMOUNT
General Fund	\$2,569,857.76
Shelby County - CIP	\$3,984,640.47
ESSER 3.0	\$5,892,204.77
TOTAL	\$12,446,703.00

FACILITIES ASSESSMENT

The Operations Division performs an annual audit of each building to determine the deferred maintenance costs (current and projected costs of maintenance). The audit evaluates the structural and mechanical components of existing facilities as well as current site conditions. Capital spending accounts for expenses towards reducing deferred maintenance costs. The Facility Condition Index (FCI) measures the relative condition of the districts building portfolio. An overall rating of 50% or higher indicates the need to replace or update a facility. The table below illustrates the capital spending, deferred maintenance, replacement value, and FCI for FY25.

SCHOOL	YEAR BUILT	RENOVATIONS	CAPITAL EXPENDITURES	DEFERRED MAINTENANCE	REPLACEMENT VALUE	FCI
BAILEY STATION ES	2005	None	\$571,617.36	\$2,151,000	\$29,868,990	7.34%
COLLIERVILLE ES	1968	2005	\$129,000	\$2,965,000	\$34,367,056	8.63%
CROSSWIND ES	1993	None	\$392,766.24	\$3,535,000	\$29,102,586	12.15%
SCHILLING FARMS ES	1999	None	\$88,870	\$1,480,000	\$27,828,657	5.32%
SYCAMORE ES	2000	None	\$72,724	\$1,605,000	\$33,211,579	4.83%
TARA OAKS ES	1995	2000	\$377,610	\$755,000	\$28,530,568	2.65%
COLLIERVILLE MS	2011	None	\$386,796.40	\$1,355,000	\$29,868,990	4.54%
WEST COLLIERVILLE MS	1975	2025	\$2,419,482	\$4,435,000	\$74,677,202	5.94%
COLLIERVILLE HS	2018	2025	\$7,908,837	\$670,000	\$124,614,464	0.54%
CENTRAL OFFICE	2014	2024	\$99,000	\$0	\$7,519,000	0.00%

HISTORICAL EXPENDITURES



HISTORICAL EXPENDITURES*

BY CAMPUS

SCHOOL	FY16	FY17	FY18	FY19	FY20	FY21	FY22	FY23	FY24	FY25	TOTAL	%
BAILEY STATION ES	\$16,470	\$121,558				\$91,657	\$48,816	\$158,916	\$1,046,060	\$571,617.36	\$2,055,094.36	1.40%
COLLIERVILLE ES		\$222,289	\$46,159	\$1,484,331	\$1,551,700	\$39,270	\$4,530,000	\$447,715	\$840,636	\$129,000	\$9,9291,100	6.32%
CROSSWIND ES		\$121,577	\$57,145	\$385,867		\$144,432	\$125,440	\$211,802	\$345,951	\$392,766	\$1,784,980	1.21%
SCHILLING FARMS ES		\$687,411	\$1,481,928			\$96,264	\$345,998	\$540,764	\$159,888	\$88,870	\$3,401,123	2.31%
SYCAMORE ES	\$41,581	\$128,313	\$48,183	\$150,766		\$1,088,651	\$120,068	\$1,046,245	\$142,739	\$72,724	\$2,839,270	1.93%
TARA OAKS ES		\$170,499	\$50,000	\$32,276		\$1,233,413	\$1,063,689	\$89,846	\$331,919	\$377,610	\$3,349,252	2.28%
COLLIERVILLE MS		\$117,361						\$152,981	\$45,146	\$386,796	\$702,284	0.48%
WEST COLLIERVILLE MS	\$5,623,881	\$426,423	\$369,934	\$286,985	\$1,093,818	\$249,055	\$1,837,436	\$96,319	\$320,112	\$2,419,482	\$12,723,445	8.66%
COLLIERVILLE HS	\$2,796,277			\$95,415,942	\$506,541	\$149,702	\$105,543	\$23,573	\$237,496	\$7,908,937	\$107,144,011	72.9%
CENTRAL OFFICE			\$16,160		\$17,095	\$113,465		\$153,752	\$3,021,994	\$99,000	\$3,421,466	2.33%
BUS LOT									\$256,449		\$256,449	0.17%
TOTAL	\$8,478,209	\$1,995,431	\$2,069,509	\$97,756,167	\$3,169,154	\$3,205,909	\$8,176,990	\$2,921,913	\$6,748,390	\$12,446,703	\$146,968,475	100.00%

*Historical expenditures are for the previous 10-year period.

FIVE YEAR BUDGET

		FY26 Estimate \$2,344,000	FY27 Estimate \$6,600,000	FY28 Estimate \$5,745,000	FY29 Estimate \$5,525,000	FY30 Estimate \$4,445,000
SCHOOL	PROJECT	ESTIMATED EXPENDITURES				
BAILEY STATION ES	Playground Resurfacing Roof Repair / Replacement Monitor/Interactive Board Replacement Energy Management Upgrades	\$60,000		\$1,000,000	\$300,000 \$100,000	
COLLIERVILLE ES	Cafeteria Table Replacement Interior/Exterior Painting Network Switch and Wireless Access Point Upgrade Data Cabling Replacement Monitor/Interactive Board Replacement Kitchen Remodel Roof Replacement Energy Management/Access Control Upgrades LED Lighting Upgrades Front Parking Lot Extension	\$75,000 \$100,000 \$200,000	\$90,000 \$225,000 \$500,000 \$1,000,000	\$100,000	\$1,000,000	\$500,000
CROSSWIND ES	Teacher Desk and Chair Replacement Gym Bleacher Replacement Monitor/Interactive Board Replacement Network Switch Upgrade Roof Repair/Replacement Parking Lot Resurfacing	\$100,000 \$150,000		\$275,000 \$200,000	\$1,000,000 \$250,000	
SCHILLING FARMS ES	VCT Replacement - Corridors Drainage Improvements Front Parking Lot Resurfacing Teacher Desk and Chair Replacement Energy Management Upgrades Network Switch and Wireless Access Point Upgrade Monitor/Interactive Board Replacement LED Lighting Upgrades and Ceiling Tile Replacement	\$100,000 \$100,000	\$100,000 \$100,000 \$100,000 \$200,000	\$250,000 \$1,000,000		
SYCAMORE ES	Network Switch and Wireless Access Point Upgrade Dry Erase Board Installation Monitor/Interactive Board Replacement Playground Resurfacing Kitchen Flooring/Refrigeration/Equipment Replacement Interior/Exterior Painting VCT Flooring Replacement Student Desk/Chair Replacement Teacher Desk and Chair Replacement LED Lighting Upgrades	\$200,000 \$75,000	\$275,000 \$60,000 \$250,000	\$120,000 \$200,000	\$150,000	\$150,000 \$100,000 \$1,000,000
TARA OAKS ES	Student Desk/Chair Replacement Restroom Renovations VCT Flooring Replacement Teacher Desk and Chair Replacement Network Switch Upgrade Monitor/Interactive Board Replacement Interior/Exterior Painting	\$150,000	\$500,000 \$250,000	\$100,000	\$200,000	\$275,000 \$120,000

FIVE YEAR BUDGET

SCHOOL	PROJECT	FY26	FY27	FY28	FY29	FY30
		Estimate \$2,344,000	Estimate \$6,600,000	Estimate \$5,745,000	Estimate \$5,525,000	Estimate \$4,445,000
COLLIERVILLE HS	Interior and Exterior Painting Monitor/Interactive Board Replacement Football Stadium Turf Replacement Track Resurfacing Auxillary Gym Floors Sand/Paint Network Switch and Wireless Access Point Upgrade Energy Management Upgrades New Parking Lot Installation	\$200,000 \$584,000	\$300,000	\$500,000 \$250,000 \$150,000 \$500,000		\$300,000 \$750,000
COLLIERVILLE MS	HVAC Replacement Energy Management Upgrades Monitor/Interactive Board Replacement Roof Replacement				\$1,000,000 \$100,000 \$200,000	\$1,000,000
WEST COLLIERVILLE MS	Elevator 1 Replacement Interior Renovations Phase 3 Network Switch and Wireless Access Point Upgrade Data Cabling Replacement Student Desk/Chair Replacement Gym Floor Sand/Paint Teacher Desk and Chair Replacement Interior/Exterior Painting Stadium Lighting Upgrades	\$250,000	\$2,000,000 \$300,000 \$150,000 \$200,000	\$200,000	\$75,000 \$100,000 \$250,000	\$250,000
HERMAN OSTEEN	Renovations			\$750,000	\$750,000	
CENTRAL OFFICE	Parking Lot Resurfacing Monitor/Interactive Board Replacement			\$150,000	\$50,000	
	TOTAL EXPENDITURES	\$2,344,000	\$6,600,000	\$5,745,000	\$5,525,000	\$4,445,000
	General Fund Expenditures	\$2,344,000	\$2,600,000	\$2,245,000	\$1,775,000	\$945,000
	Capital Outlay Expenditures	-	\$3,500,000	\$3,500,000	\$3,750,000	\$3,500,000
	Nutrition Fund	-	\$500,000	-	-	-

CAPITAL IMPROVEMENT PLAN UPDATE



COLLIERVILLE SCHOOLS

CAPITAL IMPROVEMENT PLAN UPDATE

Collierville Schools Board of Education

Monitoring: Review: Annually, in May	Descriptor Term: Reporting Student Progress	Descriptor Code: 4.601	Issued Date: 08/26/25
		Rescinds: 4.601	Issued: 06/24/25 05/20/25 06/10/14

1 REPORT CARDS

2 Student report cards will be provided once every nine weeks during the school year. The reporting procedure shall
3 be in writing and shall be uniform for all reporting periods during each school year.¹

4 Student report cards shall indicate the students' conduct and include information on attendance, academic progress
5 and other information necessary to communicate effectively with the parents/guardians. For students in grades
6 kindergarten through eight (K-8), the student's score on the most recently administered universal reading screener
7 shall also be included along with the results of a dyslexia screener, if applicable.²

8 In addition to the regular report cards, principals and teachers are encouraged to confer with parents on the
9 educational progress of their children. Teachers shall consult with parents of students who are working at an
10 unsatisfactory level or whose performance shows a sudden deterioration. Parents shall be notified in accordance
11 with Board Policy 4.603 if the retention of a student is being considered.

12 DRIVER'S LICENSE REVOCATION

13 ~~Any student fifteen (15) years of age or older who becomes academically deficient shall be reported to the~~
14 ~~Department of Safety for driver's license revocation.~~

15 ~~A student shall be deemed academically deficient if he/she has not received passing grades in at least two (2) full~~
16 ~~unit subjects or their equivalency at the end of each term on the block schedule.~~

17 ~~A copy of the notice sent to the Department of Safety by the Director of Schools/designee shall also be mailed to~~
18 ~~the student's parents(s)/guardian(s).³~~

19 PARENT CONFERENCES

20 At least two (2) times during the school year, conferences shall be scheduled in which parents and teachers may
21 discuss any pertinent problems or other matters of concern regarding the development and education of each
22 student. These scheduled conferences shall not use any portion of the 180 days of classroom instruction.⁴³ The
23 Director of Schools shall be responsible for scheduling and coordinating system-wide conferences.

24 Conferences shall be physically accessible to all students, parents and/or guardians.⁵⁴

25 REPORTS OF WITHDRAWALS

26 The Director of Schools/Attendance Director shall be responsible for complying with state laws and regulations
27 relating to the reporting of withdrawals of students, and the Director of Schools is authorized to develop
28 procedures to ensure compliance.⁶⁵

Legal References

1. [TRR/MS 0520-01-03-.03\(5\); TCA 49-6-901](#)
2. [Public Acts of 2025, Chapter No. 330](#)
3. ~~[TCA 49-6-3017; TCA 55-50-512\(a\)\(d\)](#)~~
4. [TCA 49-6-7002](#)
5. [28 CFR § 36.201](#)
6. [TCA 49-6-3017](#)

Cross References

School Calendar 1.800
Section 504 & ADA Grievance Procedures 1.802
Grading System 4.600
Promotion and Retention 4.603
In-Service and Professional Learning Opportunities 5.113
Staff Time Schedules 5.602
Attendance 6.200
Withdrawals 6.207

Collierville Schools Board of Education

Monitoring: Review: Annually, in April	Descriptor Term: Use of Personal Communication Devices and Electronic Devices	Descriptor Code: 6.312	Issued Date: 04/29/25
		Rescinds: 6.312	Issued: 05/11/15 07/07/14

1 **DEFINITIONS**

2 A “personal communication device” (PCD) is a device that emits an audible signal, vibrates, displays a
3 message, or otherwise summons or delivers a communication to the possessor.

4 A “personal electronic device” is a device that can be used as a camera, a recorder, a video/sound player,
5 or any such item that electronically transmits or receives a signal, image, sound file, data file or message.

6 PCDs and personal electronic devices include, but are not limited to, cell phones, tablets, gaming devices,
7 laptops, mp3 players, cameras, wearable technology such as eyeglasses, rings or watches that can record,
8 live stream or interact with wireless technology on school property.

9 “Use” means interacting, displaying, engaging with, holding, or operating a PCD and/or personal
10 electronic device. Use shall include the device ringing, vibrating, beeping, or causing any type of
11 disruption. Use shall also include passively recording, filming, streaming, broadcasting, or AirDropping,
12 or Quick Sharing.

13 **PERSONAL COMMUNICATION DEVICES AND/OR ELECTRONIC DEVICES**

14 Students may possess personal communication devices and personal electronic devices, including but
15 not limited to cell phones, laptops, tablets, mp3 players, and cameras, on school property so long as such
16 devices are turned off and stored in backpacks, purses or personal carry-alls. However, a teacher may
17 grant permission for the use of these devices to assist with instruction in his/her classroom, and teachers
18 are encouraged to integrate the devices into their course work. The principal or his/her designee may
19 also grant a student permission to use such a device at his/her discretion.

20 While students, with permission, may use a personal device for instructional purposes, they shall not
21 connect the personal device to the Collierville Schools network. In limited cases, student access to the
22 network will be considered, with final approval of the Collierville Schools Technology Department.
23 Students shall not share network access information, nor allow others to use their log-in credentials.
24 Those students who are granted access to Collierville Schools network will be held to Board Policy
25 #4.406, Use of the Internet.

26 Unauthorized use or improper storage of a device will result in confiscation until such time as it may
27 be released to the student's parents or guardian. A student in violation of this policy is subject to
28 disciplinary action.

29

SCHOOL SUPPORT ORGANIZATION COOPERATIVE AGREEMENT

This Agreement is entered into by the Collierville Schools Board of Education (“Board”) and CHS Track and Field Booster Club (“Support Organization”) (hereinafter collectively referred to as the “Parties”).

WHEREAS, T.C.A. § 49-2-601, et seq., entitled the School Support Organization Financial Accountability Act (“the SSO Act”), empowers qualifying organizations to operate in a support capacity to providing financial support to help carry out academic, arts, athletic, and social programs to further educational opportunities for the children of Tennessee; and

WHEREAS, the Board has adopted Board Policy 2.404, which is incorporated herein by reference, to provide a framework to facilitate the proper operation of qualifying organizations; and

WHEREAS, the Support Organization named herein desires to be recognized as a qualifying organization and agrees to abide by the SSO Act and Board Policy 2.404; and

WHEREAS, the Support Organization named herein agrees to comply with financial disclosure, reporting requirements and controls set forth under the SSO Act and the Model Financial Policy for School Support Organizations as provided by the Comptroller of the State of Tennessee; and

WHEREAS, the Board desires to recognize the Support Organization named herein as a qualifying school support organization and grant the authorization to use the name, mascot, and/or logo of a school or the school district effective the date this agreement is signed by both parties.

NOW THEREFORE, in consideration of the mutual covenants contained herein, the Board and the Support Organization agree as follows:

- 1 Effective Date - The Effective Date of this Agreement shall be August 26, 2025 and shall cover one year and end on August 25, 2026.
- 2 The Support Organization agrees to indemnify and hold harmless the Collierville Schools Board of Education, the Collierville Schools District, the Director of Schools, and/or any individual School, and all other agents of the Board for the actions of the Support Organization and otherwise abide by Board Policy 2.404. The Support Organization shall be responsible for and shall pay for any damage to any school facilities or other property occurring during the Support Organization’s use of school facilities or property.
- 3 The Support Organization represents that its officers appropriately account for, control for, and safeguard its funds to ensure such funds are spent only for the purposes related to the Support Organization’s stated goals and objectives.

- 4 By entering into this Agreement, the Support Organization acknowledges its obligations to operate in compliance with the SSO Act and agrees that a breach of said duties under the SSO Act acts as a breach of this Agreement.

- 5 The Board recognizes the Support Organization as a qualifying school support organization pursuant to Board Policy 2.404 and grants the Support Organization the authorization to use the name, mascot, and/or logo of a school or the school district effective the date this agreement is signed by both parties.

- 6 Termination: Either Party may terminate this Agreement for any reason upon thirty (30) days written notice.

- 7 Assignment: Neither this Agreement, nor any rights or obligations hereunder may be assigned or transferred by either party.

School Support Organization Name

SSO Representative Name (Print)

SSO Representative Signature

Date

Director of Schools Signature

Date

SCHOOL SUPPORT ORGANIZATION COOPERATIVE AGREEMENT

This Agreement is entered into by the Collierville Schools Board of Education (“Board”) and CHS Lady Dragon Wrestling Booster Club (“Support Organization”) (hereinafter collectively referred to as the “Parties”).

WHEREAS, T.C.A. § 49-2-601, et seq., entitled the School Support Organization Financial Accountability Act (“the SSO Act”), empowers qualifying organizations to operate in a support capacity to providing financial support to help carry out academic, arts, athletic, and social programs to further educational opportunities for the children of Tennessee; and

WHEREAS, the Board has adopted Board Policy 2.404, which is incorporated herein by reference, to provide a framework to facilitate the proper operation of qualifying organizations; and

WHEREAS, the Support Organization named herein desires to be recognized as a qualifying organization and agrees to abide by the SSO Act and Board Policy 2.404; and

WHEREAS, the Support Organization named herein agrees to comply with financial disclosure, reporting requirements and controls set forth under the SSO Act and the Model Financial Policy for School Support Organizations as provided by the Comptroller of the State of Tennessee; and

WHEREAS, the Board desires to recognize the Support Organization named herein as a qualifying school support organization and grant the authorization to use the name, mascot, and/or logo of a school or the school district effective the date this agreement is signed by both parties.

NOW THEREFORE, in consideration of the mutual covenants contained herein, the Board and the Support Organization agree as follows:

- 1 Effective Date - The Effective Date of this Agreement shall be August 26, 2025 and shall cover one year and end on August 25, 2026.
- 2 The Support Organization agrees to indemnify and hold harmless the Collierville Schools Board of Education, the Collierville Schools District, the Director of Schools, and/or any individual School, and all other agents of the Board for the actions of the Support Organization and otherwise abide by Board Policy 2.404. The Support Organization shall be responsible for and shall pay for any damage to any school facilities or other property occurring during the Support Organization’s use of school facilities or property.
- 3 The Support Organization represents that its officers appropriately account for, control for, and safeguard its funds to ensure such funds are spent only for the purposes related to the Support Organization’s stated goals and objectives.

- 4 By entering into this Agreement, the Support Organization acknowledges its obligations to operate in compliance with the SSO Act and agrees that a breach of said duties under the SSO Act acts as a breach of this Agreement.

- 5 The Board recognizes the Support Organization as a qualifying school support organization pursuant to Board Policy 2.404 and grants the Support Organization the authorization to use the name, mascot, and/or logo of a school or the school district effective the date this agreement is signed by both parties.

- 6 Termination: Either Party may terminate this Agreement for any reason upon thirty (30) days written notice.

- 7 Assignment: Neither this Agreement, nor any rights or obligations hereunder may be assigned or transferred by either party.

School Support Organization Name

SSO Representative Name (Print)

SSO Representative Signature

Date

Director of Schools Signature

Date

Collierville Schools

Required Charges / Requested Fees / Activity Costs

2025 - 26 School Year

REQUIRED CHARGES			
School	Charge	Purpose	Notes
All	varies	Property Fines	Fines for replacement/repair of lost, damaged, or destroyed school or district property
All	varies	Library Fines	Fines for overdue, damaged, or lost library books/materials
Collierville High	\$50.00	Annual Parking Pass	Required for on-campus student parking privileges during the school day
Collierville High	\$105.00	AP Exam Fee	Required charge for each Advanced Placement course taken during the school year
Collierville High	\$50.00	Summer School	Required charge for each course taken during the summer months
Collierville High	\$20.00	PSAT Exam Fee	Required charge per student for taking the PSAT
Collierville High	\$130.00	Graduation Ceremony	Cap, gown, diploma cover, facility rental, security
Collierville High	\$3.00	Transcript Request	Required charge per request for transmission/ mailing of a student's academic transcript
West Collierville Middle	\$25.00	8th Grade Celebration Fee	Dance ticket, picnic lunch, treats, theme week activity items
REQUESTED FEES - Fees for a class/course taken for a grade or academic credit			
School	Charge	Purpose	Notes
All	varies	Field Trips	Admission and transportation costs for academic field trips taken during the regular school day
All Elementary Schools	\$25.00	School Instructional Fee	Consumable materials and supplies used by students to supplement the district's curriculum
All Elementary Schools	\$30.00	iPad Device Fee	Provides AppleCare protection against loss of, or damage to, the student's device (not accessories) If not paid, parent/guardian will be assessed the full cost of any repair/replacement
All Middle Schools	\$25.00	Per Class Instructional Fee	Consumable materials and supplies used by students to supplement the district's curriculum
All Middle Schools	\$30.00	iPad Device Fee	Provides AppleCare protection against loss of, or damage to, the student's device (not accessories) If not paid, parent/guardian will be assessed the full cost of any repair/replacement
All Middle Schools	\$125.00	Band Fee	Contest transportation, entry fees, membership fees, supplies, and other related expenses
All Middle Schools	\$80.00	Band Uniform Fee	One-time fee for uniform performance/competition attire
All Middle Schools	\$30.00	Choir Fee	Supplies, membership fee
All Middle Schools	\$75.00	Honor Choir Fee	Supplies, membership fee
All Middle Schools	\$100.00	Orchestra Fee (Grade 6)	Contest transportation, entry fees, membership fees, supplies, and other related expenses
All Middle Schools	\$125.00	Orchestra Fee (Grades 7-8)	Contest transportation, entry fees, membership fees, supplies, and other related expenses
All Middle Schools	\$80.00	Orchestra Uniform Fee	One-time fee for uniform performance/competition attire
All Middle Schools	\$25.00	STEM Fee	Lab fees, supplies
Collierville High	\$60.00	Laptop Device Fee	Provides AppleCare protection against loss of, or damage to, the student's device (not accessories) If not paid, parent/guardian will be assessed the full cost of any repair/replacement
Collierville High	varies	Dual Enrollment	Fee charged per dual enrollment class based on University of Memphis guidelines
Collierville High	\$100.00	Art	Art supplies
Collierville High	\$175.00	Band (Varsity)	Equipment, travel, music, supplemental instruction, general instrument maintenance
Collierville High	\$75.00	Band Instrument Rental	Instrument care and maintenance

Collierville High	\$75.00	Indoor Color Guard/Winds/Percussion	Performance fees, show design, music, costumes, props
Collierville High	\$100.00	Orchestra	Transportation, music, part-time instructors, instrument repair, field trip substitutes
Collierville High	\$75.00	Orchestra Instrument Rental	Instrument care and maintenance
Collierville High	\$100.00	Chorus	Printed music, rehearsal folder, choral festival fees, transportation, t-shirt
Collierville High	\$65.00	Chorus Uniform Fee	One-time purchase of performance attire
Collierville High	\$80.00	AP Foreign Language	Class supplies, materials, test prep workbook
Collierville High	\$50.00	Non-AP Foreign Language	Class supplies, materials, national exam fee
Collierville High	\$10.00	Science	Per-course fee for class project supplies
Collierville High	\$15.00	Anatomy and Physiology	National/International assessment fee
Collierville High	\$10.00	Math	Per-course fee for class project supplies
Collierville High	\$75.00	Band Instrument Rental	Instrument care and maintenance
Collierville High	\$20.00	AP English Language and Composition	Consumable textbook
Collierville High	\$35.00	AP Social Studies	Per-course fee for workbook, novels, and/or review guide
Collierville High	\$30.00	Agriculture	Class supplies
Collierville High	\$100.00	Audio/Visual Production	Equipment, certification, uniform, consumables
Collierville High	\$10.00	Computer Science	Access to iDoodle platform
Collierville High	\$10.00	Cybersecurity	Access to CyberCrime Game platform
Collierville High	\$10.00	Nutrition	Class and lab supplies
Collierville High	\$5.00	Teaching as a Profession	Projects and class supplies
Collierville High	\$35.00	STEM	Projects and class supplies
Collierville High	\$50.00	CNA	Certification costs, supply replacements, consumables
Collierville High	\$20.00	Health Science	Lab supplies
Collierville High	\$15.00	Diagnostic Medicine	Lab supplies
Collierville High	\$20.00	Medical Therapeutics	Lab supplies
Collierville High	\$25.00	Rehabilitative Careers	Lab fees
Collierville High	\$35.00	Automotive	Class supplies, lab fees
Collierville High	\$100.00	Culinary Arts	Class fees, certification, lab fees

ACTIVITY COSTS - Maximum required costs to participate in an activity outside the regular school day that is not part of a class/course taken for a grade or academic credit

School	Charge	Purpose	Notes
Bailey Station Elementary	\$40.00	Bear Chorus	Equipment, materials, and instructional coaching
Bailey Station Elementary	\$40.00	Cub Chorus	Equipment, materials, and instructional coaching
Bailey Station Elementary	\$40.00	Percussion	Supplies and equipment
Bailey Station Elementary	\$25.00	Jr. Beta Club	National membership and certificate
Bailey Station Elementary	\$200.00	Robotics	Team registrations, supplies, and coaching fees
Bailey Station Elementary	\$15.00	Run Club	T-shirt, tokens, chains, medals/awards, software subscription, slap bands with QR codes
Bailey Station Elementary	\$100.00	Cross Country	Uniform, team entry fees
Bailey Station Elementary	\$100.00	Basketball	Uniform, team entry fees, referees, equipment
Bailey Station Elementary	\$150.00	Chess Club	Outside coaching fees
Collierville Elementary	\$200.00	Robotics	Team registrations, supplies, and coaching fees
Collierville Elementary	\$100.00	Cross Country	Uniform, team entry fees

Collierville Elementary	\$100.00	Basketball	Uniform, team entry fees, referees, equipment
Crosswind Elementary	\$15.00	Art Club	Consumable materials
Crosswind Elementary	\$20.00	Jr. Beta Club	National membership, certificate, pin, induction ceremony costs
Crosswind Elementary	\$15.00	Fiber Arts Club	Consumables for knitting, weaving, crocheting, sewing
Crosswind Elementary	\$20.00	Principal Advisory Group	Snacks, t-shirt
Crosswind Elementary	\$100.00	Jr. Beta Club	National membership, certificate, pin, induction ceremony costs
Crosswind Elementary	\$15.00	Fiber Arts Club	Consumables for knitting, weaving, crocheting, sewing
Crosswind Elementary	\$100.00	Cross Country	Uniform, team entry fees
Crosswind Elementary	\$100.00	Basketball	Uniform, team entry fees, referees, equipment
Crosswind Elementary	\$20.00	Roots and Shoots	Plants and gardening supplies
Crosswind Elementary	\$200.00	Robotics	Team registrations, supplies, t-shirt
Crosswind Elementary	\$60.00	Drama	Scripts, costumes, set materials
Crosswind Elementary	\$30.00	Choir (Grades 3-5)	Music, performance t-shirt
Crosswind Elementary	\$30.00	Eaglet Choir (Grades K-2)	Music, snacks, t-shirt
Crosswind Elementary	\$15.00	SGA	T-shirt
Crosswind Elementary	\$50.00	Cheer Club	T-shirt, pom poms, poster supplies
Crosswind Elementary	\$20.00	Morning Announcement Team	T-shirt, props, supplies
Crosswind Elementary	\$25.00	Perennial Math Team	Online competitions
Crosswind Elementary	\$70.00	Club Invention	Consumable materials for science experiments
Crosswind Elementary	\$150.00	Chess Club	Outside coaching fees
Schilling Farms Elementary	\$300.00	Robotics	Team competition registration, travel, t-shirt, supplies
Schilling Farms Elementary	\$200.00	Steel Drums	Drum tuning, upkeep, parade décor, t-shirt
Schilling Farms Elementary	\$100.00	Basketball	Uniform, team entry fees, referees, equipment
Schilling Farms Elementary	\$100.00	Cross Country	Uniform, team entry fees, medals
Schilling Farms Elementary	\$25.00	Pickleball	T-shirt, balls, paddles
Schilling Farms Elementary	\$20.00	Jr. Beta Club	National membership, certificate, medals
Sycamore Elementary	\$150.00	Robotics	Team competition registration, t-shirt, supplies
Sycamore Elementary	\$20.00	Art Club	Sketchbook, watercolor set, palette, colored pencils, sharpie, ink/tie-dye
Sycamore Elementary	\$35.00	Chorus	Embroidered polo shirt, digital music, directors' stipends
Sycamore Elementary	\$25.00	Robo Cubs	T-shirt, supplies
Sycamore Elementary	\$10.00	Garden Club	Gardening supplies
Sycamore Elementary	\$25.00	Children's Theater	T-shirt, props, costumes, set materials
Sycamore Elementary	\$15.00	Perennial Math	Competition registration
Sycamore Elementary	\$100.00	Cross Country	Uniform, team entry fees
Sycamore Elementary	\$100.00	Basketball	Uniform, team entry fees, referees, equipment
Tara Oaks Elementary	\$200.00	Robotics	Team competition registration, t-shirt, supplies
Tara Oaks Elementary	\$25.00	Art Club	Art supplies, t-shirt
Tara Oaks Elementary	\$35.00	Tiger Tones	Polo shirt, sheet music, costumes, props, field trips
Tara Oaks Elementary	\$15.00	Run Club	T-shirt, end-of-year celebration
Tara Oaks Elementary	\$25.00	AgriSTEM	T-shirt, garden supplies
Tara Oaks Elementary	\$20.00	Student Leadership	T-shirt, leadership project

Tara Oaks Elementary	\$35.00	Guitar Club	T-shirt, guitar tuner, sheet music, string, field trips
Tara Oaks Elementary	\$25.00	Spanish Club	T-shirt, curriculum worksheets, binder
Tara Oaks Elementary	\$100.00	Cross Country	Uniform, team entry fees
Tara Oaks Elementary	\$100.00	Basketball	Uniform, team entry fees, referees, equipment
All Middle Schools	\$125.00	Per Athletic Team w/SSO	Uniform, equipment, game schedule, administrative programming and support
All Middle Schools	\$40.00	Per Club not listed below	T-shirt, equipment, registration fees, travel, materials, supplies
All Middle Schools	\$400.00	Baseball	Uniforms, practice equipment, game balls, safety equipment, officials, entry fees, coaching, awards
All Middle Schools	\$200.00	Bowling	Lane rental, jerseys
All Middle Schools	\$400.00	Basketball	Uniforms, practice equipment, game balls, safety equipment, officials, entry fees, coaching, awards
All Middle Schools	\$225.00	Cross Country	Uniforms, practice equipment, event entry fees, coaching stipends, team awards
All Middle Schools	\$300.00	Golf	Uniforms, practice equipment, game balls, safety equipment, officials, entry fees, coaching, awards
All Middle Schools	\$800.00	Non-Competitive Cheer/Dance/Pom	Uniforms, coaching stipends, team awards
All Middle Schools	\$200.00	Robotics	Materials, event registration fees, competition travel expenses
All Middle Schools	\$300.00	Soccer	Uniforms, practice equipment, game balls, safety equipment, officials, entry fees, coaching, awards
All Middle Schools	\$300.00	Softball	Uniforms, practice equipment, game balls, safety equipment, officials, entry fees, coaching, awards
All Middle Schools	\$225.00	Track & Field	Uniforms, practice equipment, safety equipment, officials, entry fees, coaching, awards
All Middle Schools	\$300.00	Volleyball	Uniforms, practice equipment, game balls, safety equipment, officials, entry fees, coaching, awards
Collierville Middle	\$60.00	Jr. Beta Club	Membership, t-shirt, induction ceremony costs
Collierville High	\$125.00	Per Athletic Team w/SSO	Uniform, equipment, game schedule, administrative programming and support
Collierville High	\$40.00	Per Club not listed below	T-shirts, equipment, registration fees, travel, materials, supplies
Collierville High	\$150.00	Bowling	Uniforms, lane rentals, event entry fees, awards
Collierville High	\$400.00	Mountain Biking	Clothing, uniforms, coaching, travel
Collierville High	\$500.00	Track & Field	Equipment, entry fees, awards, coaching, travel
Collierville High	\$600.00	Girls Wrestling	Uniforms, equipment, entry fees, awards, travel
Collierville High	\$450.00	Girls Flag Football	Uniforms, equipment, entry fees, awards, travel
Collierville High	\$350.00	Water Polo	Uniforms, pool rental, event fees, awards, coaching
Collierville High	\$680.00	Non-Competitive Cheer (New Member)	Uniforms, coaching
Collierville High	\$40.00	Non-Competitive Cheer (Returning Member)	Coaching