

**Collierville Schools Board Business Meeting  
July 26, 2022 6:00 PM  
Collierville High School Community Room  
11605 East Shelby Drive  
Collierville, TN 38017**

I. Call to Order	Wright Cox, Chairman
II. Roll Call	Wright Cox, Chairman
III. Moment of Silence	Wright Cox, Chairman
IV. Pledge of Allegiance	Wright Cox, Chairman
V. Public Comments	Wright Cox, Chairman
VI. Approval of Agenda	Wright Cox, Chairman
VII. Business Affairs	Wright Cox, Chairman
A. Approval of Minutes	
1. Minutes of June 28, 2022 Business Meeting	
2. Minutes of July 7, 2022 Special Called Business Meeting	
B. Approval of Monthly Financials	
1. Approval of June 2021-2022 Financial Statements	
VIII. Reports	
A. Chairman's Report	Wright Cox, Chairman
B. Director's Report	Dr. Gary Lilly, Director of Schools
IX. Consent Items for Approval	Wright Cox, Chairman
A. Approval of Policy #1.104, Memberships	
B. Approval of Policy #1.105, School Board Legislative Involvement	
C. Approval of Policy #1.204, Board Member Development Opportunities	
D. Approval of Policy #4.101, Instructional Standards	
E. Approval of Policy #4.210, Credit Recovery	
F. Approval of Policy #4.212, Virtual Education Program	
G. Approval of Policy #4.403, Reconsideration of Instructional Materials, Textbooks and Library Materials	Dr. Gary Lilly, Director of Schools
H. Approval of Policy #4.600, Grading System	
I. Approval of Policy #6.200, Attendance	



## J. Approval of Policy #6.313, Code of Conduct

### X. Business Items for Approval

A. Approval of Donating Said Lands to the Town of Collierville for the Shelby Drive Road Improvements Project (PIN 125568) Dr. Gary Lilly, Director of Schools

B. Approval of Increasing AP Exam Fee from \$95.00 to \$97.00 Dr. Gary Lilly, Director of Schools

C. Approval of Ice Cream Novelty Products Bid #FY22015 with a Recommended Award to Hiland Dairy Foods in the amount of \$92,503.80 Dr. Gary Lilly, Director of Schools

D. Approval of Milk & Dairy Products Bid #FY22016 with a Recommended Award to Hiland Dairy Foods in the amount of \$652,742.68 Dr. Gary Lilly, Director of Schools

E. Approval of RFQ #FY22016 Long-Range Planning with a Recommended Award to MGT Consulting in the amount of \$153,751.69 Dr. Gary Lilly, Director of Schools

F. Approval of the Naming Recommendation for the Collierville High School Varsity Basketball Court Dr. Gary Lilly, Director of Schools

G. Approval of the Naming Recommendation for the Collierville High School Indoor Practice Facility Dr. Gary Lilly, Director of Schools

### XI. Adjournment

**Minutes of the Collierville Schools Board Business Meeting  
June 28, 2022 @ 6:00 PM  
Collierville High School Community Room  
11605 East Shelby Drive  
Collierville, TN 38017**

**Attendance Taken at 6:00 PM**

**Paul Childers: Present**  
**Wanda Chism: Present**  
**Wright Cox: Present**  
**Wanda Gibbs: Present**  
**Frank Warren: Present**

**I. Call to Order**

The Collierville Schools Board of Education Business Meeting was called to order by Board Chairman Wright Cox at 6:00 p.m.

**II. Roll Call**

Roll Call was taken by Board Chairman Wright Cox. Four of the five board members were present. Frank Warren was conferenced into the meeting, representing a quorum.

**III. Moment of Silence**

Board Chairman Wright Cox led the meeting in prayer.

**IV. Pledge of Allegiance**

The Pledge of Allegiance was led by Board Member Wanda Gibbs.

**V. Public Comments**

There were no public comments.

**VI. Approval of Agenda**

**Motion Passed:** Paul Childers made the motion to approve the agenda. The motion was seconded by Wanda Gibbs.

Paul Childers:	Yea
Wanda Chism:	Yea
Wright Cox:	Yea
Wanda Gibbs:	Yea
Frank Warren:	Yea

**VII. Business Affairs**

**A. Approval of Minutes**

**1. Minutes of May 24, 2022, Business Meeting**

**Motion Passed:** Paul Childers made the motion to approve the May 24, 2022, Board Minutes. The motion was seconded by Wanda Chism.

Paul Childers:	Yea
Wanda Chism:	Yea
Wright Cox:	Yea
Wanda Gibbs:	Yea
Frank Warren:	Yea

## **B. Approval of Monthly Financials**

### **1. Approval of May 2021-2022 Financial Statements**

**Motion Passed:** Wanda Chism made the motion to approve the May 2021-2022 Monthly Financial Statements. The motion was seconded by Paul Childers.

Paul Childers:	Yea
Wanda Chism:	Yea
Wright Cox:	Yea
Wanda Gibbs:	Yea
Frank Warren:	Yea

## **VIII. Reports**

### **A. Chairman's Report**

Board Chairman Wright Cox did not have anything to report.

### **B. Director's Report**

Dr. Lilly reported on the following:

- Thank you for allowing me to miss the Work Session
  - Dr. Lilly and his wife had a small window in which they could deliver a vehicle to their son in Colorado and visit for a few days
    - Long drive, but good visit
  - Appreciate Mr. Jones for covering in my absence
    - Thought the agenda was going to be short – but it grew considerably
    - Mr. Jones briefed me the very next day – seemed like it went well, even though lengthy
- C. Made it back last week in time to attend the TSBA Summer Law Institute in Jackson, Tennessee
  - Discussed lots of changes to laws
    - Some policy changes for tonight; others in July
- D. Busy summer
  - Interviews and filling positions
  - Planning
  - PD training
  - Upgrades, repairs, and renovations
    - Mostly coming along well
  - Evaluating proposals for facilities growth study tomorrow
    - Look forward to sharing that information with you
  - New Student registration in July – schedule posted on website
  - Commissioner visited BSES on *Accelerating TN Bus Tour* couple of weeks ago
  - Summer school finishing this week
    - Bailey Station
      - 531 students at the Summer Learning Camp
      - 75 students in ESY
    - West Middle's Summer Bridge Camp
      - 162 students
- E. Reminders:
  - July's work session will be back in conference room at Central Office
  - Offices closed next Monday, July 4, Independence Day

### **F. Consent Items for Approval**

**Motion Passed:** Paul Childers made the motion to approve the Consent Agenda. The motion was seconded

Wanda Chism.	Paul Childers:	Yea
	Wanda Chism:	Yea
	Wright Cox:	Yea
	Wanda Gibbs:	Yea
	Frank Warren:	Yea

- **Approval of Policy #4.600, Grading System**
- **Approval of Policy #4.406, Use of Internet**

- Approval of Policy #5.613, Staff Responsible Use
- Approval of Policy #6.3122, Student Responsible Use
- Approval of Policy #2.805, Purchasing
- Approval of the School Nutrition Fund Budget Resolution 2022-15, Amendment #3 for the 2021-2022 School Year
- Approval of the Federal Fund Budget Resolution 2022-16, Amendment #3 for the 2021-2022 School Year
- Approval of the Education Capital Fund Budget Resolution 2022-17, Amendment #2 for the 2021-2022 School Year
- Approval of the Discretionary Grant Fund Budget Resolution 2022-18, Amendment #3 for the 2021-2022 School Year
- Approval of the General Fund Budget Resolution 2022-19, Amendment #6 for the 2021-2022 School Year

**X. Business Items for Approval**

**A. Approval of FY23 Consolidated Application for IDEA/ESEA**

**Motion Passed:** Wanda Gibbs made the motion to approve the FY23 Consolidated Application for IDEA/ESEA. The motion was seconded by Wanda Chism.

Paul Childers:	Yea
Wanda Chism:	Yea
Wright Cox:	Yea
Wanda Gibbs:	Yea
Frank Warren:	Yea

**B. Approval of Inter-Local Agreement for Planning Assistance**

**Motion Passed:** Wanda Gibbs made the motion to approve the Inter-Local Agreement for Planning Assistance. The motion was seconded by Wanda Chism.

Paul Childers:	Yea
Wanda Chism:	Yea
Wright Cox:	Yea
Wanda Gibbs:	Yea
Frank Warren:	Yea

**C. Approval of the 2022-2023 Differentiated Pay Plan**

**Motion Passed:** Paul Childers made the motion to approve the 2022-2023 Differentiated Pay Plan. The motion was seconded by Wanda Chism.

Paul Childers:	Yea
Wanda Chism:	Yea
Wright Cox:	Yea
Wanda Gibbs:	Yea
Frank Warren:	Yea

**D. Approval of New Clubs for the 2022-2023 School Year**

**Motion Passed:** Wanda Chism made the motion to approve the new clubs listed on the attached document for FY 2023. The motion was seconded by Paul Childers.

Paul Childers:	Yea
Wanda Chism:	Yea
Wright Cox:	Yea
Wanda Gibbs:	Yea
Frank Warren:	Yea

**E. Approval for Dr. Lilly to Request Occupational Teaching License Waivers**

**Motion Passed:** Paul Childers made the motion to authorize Dr. Lilly to apply for Occupational Teaching License Waivers for our Aviation Instructors for the 2022-23 school year. The motion was seconded by Frank Warren.

Paul Childers:	Yea
Wanda Chism:	Yea
Wright Cox:	Yea
Wanda Gibbs:	Yea
Frank Warren:	Yea

**F. Approval to Rescind Policy #6.3121, Responsible Use Grades PreK-5**

**Motion Passed:** Paul Childers made the motion to rescind Policy #6.3121, Responsible Use Grades PreK-5. The motion was seconded by Wanda Gibbs.

Paul Childers:	Yea
Wanda Chism:	Yea
Wright Cox:	Yea
Wanda Gibbs:	Yea
Frank Warren:	Yea

**G. Approval of the 2022-2023 Tuition Rates**

**Motion Passed:** Wanda Chism made the motion to approve the 2022-2023 Tuition Rates. The motion was seconded by Wanda Gibbs.

Paul Childers:	Yea
Wanda Chism:	Yea
Wright Cox:	Yea
Wanda Gibbs:	Yea
Frank Warren:	Yea

**H. Approval of the 2022-2023 School Fees**

**Motion Passed:** Paul Childers made the motion to approve the 2022-2023 School Fees. The motion was seconded by Wanda Chism.

Paul Childers:	Yea
Wanda Chism:	Yea
Wright Cox:	Yea
Wanda Gibbs:	Yea
Frank Warren:	Yea

**I. Approval of the 2023-2024 Instructional Calendar**

**Motion Passed:** Paul Childers made the motion to approve the 2023-2024 Instructional Calendar. The motion was seconded by Wanda Gibbs.

Paul Childers:	Yea
Wanda Chism:	Yea
Wright Cox:	Yea
Wanda Gibbs:	Yea
Frank Warren:	Yea

**J. Approval of the Five-Year Capital Improvement Plan**

**Motion Passed:** Wanda Gibbs made the motion to approve the Five-Year Capital Improvement Plan. The motion was seconded by Frank Warren.

Paul Childers:	Yea
Wanda Chism:	Yea
Wright Cox:	Yea
Wanda Gibbs:	Yea
Frank Warren:	Yea

**XI. Adjournment**

With no further comments or objections, the meeting was adjourned at 6:40 p.m.

---

Chairman

---

Director of Schools

**Minutes of the Special Called Business Meeting  
July 7, 2022 @ 4:00 PM  
Collierville Administrative Office - Conference Room  
145 West Poplar Street  
Collierville, TN 38017**

**Attendance Taken at 4:00 PM**

**Paul Childers: Present**  
**Wanda Chism: Present**  
**Wright Cox: Present**  
**Wanda Gibbs: Present**  
**Frank Warren: Present**

**I. Call to Order**

The Collierville Schools Board of Education held a Special Called Board Meeting. The meeting was called to order by Board Chairman Wright Cox at 4:00 p.m.

**II. Roll Call**

Roll Call was taken by Board Chairman Wright Cox. All five of the board members were present, representing a quorum.

**III. Approval of Agenda**

**Motion Passed:** Wanda Gibbs made the motion to approve the July 7, 2022, Special Called Board Meeting Agenda. The motion was seconded by Wanda Chism.

Paul Childers:	Yea
Wanda Chism:	Yea
Wright Cox:	Yea
Wanda Gibbs:	Yea
Frank Warren:	Yea

**IV. Recommended Actions**

**A. Approval of Resolution 2023-01 on Support of Educators**

**Motion Passed:** Frank Warren made the motion to approve Resolution 2023-01 on Support of Educators. The motion was seconded by Wanda Chism.

Paul Childers:	Yea
Wanda Chism:	Yea
Wright Cox:	Yea
Wanda Gibbs:	Yea
Frank Warren:	Yea

**V. Adjournment**

With no further comments or objections, the meeting was adjourned at 4:30 p.m.

\_\_\_\_\_  
Chairman

\_\_\_\_\_  
Director of Schools



# COLLIERVILLE SCHOOLS

SCHOLARSHIP · INTEGRITY · SERVICE

## MONTHLY FINANCIAL REPORT



**JUNE 2022**

**2021-2022**

**GENERAL FUND**

**SCHOOL NUTRITION**

**FEDERAL PROGRAMS**

**DISCRETIONARY GRANTS**

**C. I. P.**

**GENERAL FUND  
REVENUE**

# COLLIERVILLE SCHOOLS

## REVENUE BY FUNC

Report Code: BAT\_GL\_TEMPLATE

BATCH QUEUE ID 497689

FOR JUNE, 2022

FUNCTION 1ST 2: 40 -

FUNCTION	DESCRIPTION	BUDGET AMOUNT	ADJUSTED BUDGET	CURRENT ACTIVITY	YTD ACTIVITY	ENCUMBRANCE	REQUISITION	UNENCUMBERED BALANCE	PERCENT ENCMBRD
40110	Current Property Tax	23,199,516.00	23,199,516.00	0.00	23,179,396.37	0.00	0.00	20,119.63	100
40120	Trustee's Collection - Prior Years	535,828.00	100,000.00	0.00	-91,436.28	0.00	0.00	191,436.28	-91
40130	Clerk & Master/Circuit Court - Prior Years	313,004.00	200,000.00	0.00	195,787.48	0.00	0.00	4,212.52	98
40150	Pickup Taxes	1,745,329.00	1,700,000.00	0.00	1,608,840.21	0.00	0.00	91,159.79	95
40162	Payments in Lieu of Taxes - Local Utilities	248,235.00	175,000.00	0.00	174,081.28	0.00	0.00	918.72	99
40163	Payments in Lieu of Taxes - Other	282,831.00	282,831.00	0.00	224,186.76	0.00	0.00	58,644.24	79
40210	Local Option Sales Taxes	11,100,000.00	12,050,000.00	0.00	12,049,528.24	0.00	0.00	471.76	100
40240	Wheel Tax	2,000,105.00	1,716,501.00	0.00	1,578,668.20	0.00	0.00	137,832.80	92
40270	Business Tax	3,300.00	3,300.00	0.00	2,014.72	0.00	0.00	1,285.28	61
40275	Mixed Drink Tax	233,522.00	234,522.00	26,753.83	261,162.52	0.00	0.00	-26,640.52	111
40390	Municipal Tax	2,582,675.00	2,582,675.00	215,222.91	2,582,674.92	0.00	0.00	0.08	100
<b>TOTALS:</b>	<b>Function: 40 -</b>	<b>42,244,345.00</b>	<b>42,244,345.00</b>	<b>241,976.74</b>	<b>41,764,904.42</b>	<b>0.00</b>	<b>0.00</b>	<b>479,440.58</b>	<b>99</b>

# COLLIERVILLE SCHOOLS

Page: 2 of 8

## REVENUE BY FUNC

07/12/2022

Report Code: BAT\_GL\_TEMPLATE

BATCH QUEUE ID 497689

2:58:38 PM

FOR JUNE, 2022

### FUNCTION 1ST 2: 43 - CHARGES FOR CURRENT SERVICES

FUNCTION	DESCRIPTION	BUDGET AMOUNT	ADJUSTED BUDGET	CURRENT ACTIVITY	YTD ACTIVITY	ENCUMBRANCE	REQUISITION	UNENCUMBERED BALANCE	PERCENT ENCMBRD
43513	Tuition - Summer School	25,000.00	3,000.00	0.00	2,275.00	0.00	0.00	725.00	76
43515	Tuition - Other State Systems	200,000.00	175,000.00	81.80	171,285.92	0.00	0.00	3,714.08	98
43990	Other Charges for Services	370,000.00	355,000.00	45,278.15	331,658.14	0.00	0.00	23,341.86	93
43991	Other Charges for Svcs - Shared Svcs	249,200.00	480,000.00	50,138.55	470,954.66	0.00	0.00	9,045.34	98
<b>TOTALS:</b>	<b>Function: 43 - Charges for Current Services</b>	<b>844,200.00</b>	<b>1,013,000.00</b>	<b>95,498.50</b>	<b>976,173.72</b>	<b>0.00</b>	<b>0.00</b>	<b>36,826.28</b>	<b>96</b>

# COLLIERVILLE SCHOOLS

## REVENUE BY FUNC

Report Code: BAT\_GL\_TEMPLATE

BATCH QUEUE ID 497689

FOR JUNE, 2022

FUNCTION 1ST 2: 44 -

FUNCTION	DESCRIPTION	BUDGET AMOUNT	ADJUSTED BUDGET	CURRENT ACTIVITY	YTD ACTIVITY	ENCUMBRANCE	REQUISITION	UNENCUMBERED BALANCE	PERCENT ENCMBRD
44110	Investment Income	22,000.00	22,000.00	505.78	3,525.12	0.00	0.00	18,474.88	16
44120	Lease/Rentals	20,000.00	20,000.00	0.00	3,000.00	0.00	0.00	17,000.00	15
44170	Miscellaneous Refunds	335,000.00	795,000.00	89,555.12	744,378.64	0.00	0.00	50,621.36	94
44171	Tech Replacement Fees	5,000.00	13,000.00	11,676.99	14,460.89	0.00	0.00	-1,460.89	111
44172	Substitute Reimbursement	40,000.00	37,000.00	3,434.04	25,176.87	0.00	0.00	11,823.13	68
44174	DEVICE FEES	300,000.00	230,000.00	700.00	210,422.50	0.00	0.00	19,577.50	91
44176	Refund - IRS	0.00	3,400.00	332.02	3,226.36	0.00	0.00	173.64	95
44520	Insurance Recovery	10,000.00	10,000.00	0.00	292.00	0.00	0.00	9,708.00	3
44530	Sale of Equipment	1,000,000.00	910,000.00	0.00	908,351.25	0.00	0.00	1,648.75	100
44560	Damages Recovered from Individuals	6,000.00	6,000.00	0.00	108.00	0.00	0.00	5,892.00	2
44990	Other Local Revenue	2,000.00	2,000.00	0.00	0.00	0.00	0.00	2,000.00	0
<b>TOTALS:</b>	<b>Function: 44 -</b>	<b>1,740,000.00</b>	<b>2,048,400.00</b>	<b>106,203.95</b>	<b>1,912,941.63</b>	<b>0.00</b>	<b>0.00</b>	<b>135,458.37</b>	<b>93</b>

# COLLIERVILLE SCHOOLS

Page: 4 of 8

## REVENUE BY FUNC

07/12/2022

Report Code: BAT\_GL\_TEMPLATE

BATCH QUEUE ID 497689

2:58:38 PM

FOR JUNE, 2022

FUNCTION 1ST 2: 46 -

FUNCTION	DESCRIPTION	BUDGET AMOUNT	ADJUSTED BUDGET	CURRENT ACTIVITY	YTD ACTIVITY	ENCUMBRANCE	REQUISITION	UNENCUMBERED BALANCE	PERCENT ENCMBRD
46511	Basic Education Program	46,490,000.00	46,490,000.00	3,497,550.00	45,468,150.00	0.00	0.00	1,021,850.00	98
46610	Career Ladder Program	95,000.00	100,000.00	0.00	96,128.20	0.00	0.00	3,871.80	96
<b>TOTALS:</b>	<b>Function: 46 -</b>	<b>46,585,000.00</b>	<b>46,590,000.00</b>	<b>3,497,550.00</b>	<b>45,564,278.20</b>	<b>0.00</b>	<b>0.00</b>	<b>1,025,721.80</b>	<b>98</b>



# COLLIERVILLE SCHOOLS

## REVENUE BY FUNC

Report Code: BAT\_GL\_TEMPLATE

BATCH QUEUE ID 497689

FOR JUNE, 2022

FUNCTION 1ST 2: 49 -

FUNCTION	DESCRIPTION	BUDGET AMOUNT	ADJUSTED BUDGET	CURRENT ACTIVITY	YTD ACTIVITY	ENCUMBRANCE	REQUISITION	UNENCUMBERED BALANCE	PERCENT ENCMBRD
49800	Transfers In	1,773,047.00	4,072,424.00	559.61	2,560,666.67	0.00	0.00	1,511,757.33	63
49900	Revenue YE Close	0.00	2,506,718.00	0.00	0.00	0.00	0.00	2,506,718.00	0
<b>TOTALS:</b>	<b>Function: 49 -</b>	<b>1,773,047.00</b>	<b>6,579,142.00</b>	<b>559.61</b>	<b>2,560,666.67</b>	<b>0.00</b>	<b>0.00</b>	<b>4,018,475.33</b>	<b>39</b>

# COLLIERVILLE SCHOOLS

REVENUE BY FUNC

BATCH QUEUE ID 497689

Page: 7 of 8

07/12/2022

2:58:38 PM

Report Code: BAT\_GL\_TEMPLATE

	BUDGET AMOUNT	ADJUSTED BUDGET	CURRENT ACTIVITY	YTD ACTIVITY	ENCUMBRANCE	REQUISITION	UNENCUMBERED BALANCE	PERCENT ENCMBRD
GRAND TOTAL:	93,191,592.00	98,474,887.00	3,941,788.80	92,778,964.64	0.00	0.00	5,695,922.36	94

# **GENERAL FUND EXPENDITURES**

# COLLIERVILLE SCHOOLS

## EXPENSES BY FUNCTION

Page: 1 of 23

07/12/2022

Report Code: BAT\_GL\_TEMPLATE

BATCH QUEUE ID 497693

3:00:25 PM

FOR JUNE, 2022

FUNCTION : 71100 - REGULAR INSTRUCTION PROGRAM

OBJECT	DESCRIPTION	BUDGET AMOUNT	ADJUSTED BUDGET	CURRENT ACTIVITY	YTD ACTIVITY	ENCUMBRANCE	REQUISITION	UNENCUMBERED BALANCE	PERCENT ENCMBRD
11600	Teachers	31,440,783.00	32,155,433.00	5,236,672.89	31,545,461.54	0.00	0.00	609,971.46	98
11700	Career Ladder	68,000.00	68,000.00	0.00	60,500.00	0.00	0.00	7,500.00	89
12700	Career Ladder Extended Contracts	0.00	24,000.00	13,499.99	13,499.99	0.00	0.00	10,500.01	56
12800	Homebound Teachers	20,000.00	30,000.00	18,042.50	29,147.65	0.00	0.00	852.35	97
16300	Educational Assistants	965,554.00	985,554.00	46,605.93	977,781.70	0.00	0.00	7,772.30	99
19500	Sub Teachers-Certified	681,200.00	691,350.00	28,132.48	483,016.79	0.00	0.00	208,333.21	70
19800	Sub Teachers-Non-Certified	20,000.00	20,000.00	2,577.50	15,677.48	0.00	0.00	4,322.52	78
20100	Social Security	2,014,474.00	2,080,296.00	330,829.13	1,922,265.77	0.00	0.00	158,030.23	92
20400	State Retirement	3,328,768.00	3,438,118.00	469,728.23	2,976,930.84	0.00	0.00	461,187.16	87
20600	Life Insurance	115,270.00	115,270.00	0.00	93,808.78	0.00	0.00	21,461.22	81
20700	Medical Insurance	3,800,103.00	4,100,103.00	2,506.11	4,092,592.11	0.00	0.00	7,510.89	100
21200	Employer Medicare	482,266.00	497,660.00	77,434.55	450,799.22	0.00	0.00	46,860.78	91
21700	Retirement - Hybrid Stabilization	170,000.00	224,000.00	29,344.89	219,236.34	0.00	0.00	4,763.66	98
33000	Operating Lease Payments	727,470.00	1,601,230.00	0.00	1,600,604.46	0.00	0.00	625.54	100
33600	Maint & Repair-Equipment	21,000.00	21,000.00	945.30	10,366.11	0.00	0.00	10,633.89	49
39900	Other Contracted Services	80,000.00	223,000.00	24,394.70	239,679.78	0.00	0.00	-16,679.78	107
42900	Instructional Supplies & Materials	869,710.00	762,710.00	1,392.09	610,453.25	0.00	0.00	152,256.75	80
43000	Textbooks (Electronic)	375,000.00	375,000.00	1,764.00	258,826.76	0.00	0.00	116,173.24	69
44900	Textbooks	485,000.00	485,000.00	0.00	423,644.66	0.00	0.00	61,355.34	87
49900	Other Supplies & Materials	40,000.00	40,000.00	0.00	23,140.00	0.00	0.00	16,860.00	58
59900	Other Charges	60,000.00	0.00	0.00	0.00	0.00	0.00	0.00	0
59901	Other Charges - Graduation Costs	4,000.00	4,000.00	0.00	1,379.00	0.00	0.00	2,621.00	34
59902	Other Charges - Summer School	10,000.00	0.00	0.00	0.00	0.00	0.00	0.00	0
72200	Reg Inst Equipment	187,026.00	253,051.00	8,430.00	139,436.79	0.00	0.00	113,614.21	55
72217	Reg Inst Equipment (Reimbursed)	370,000.00	370,000.00	45,157.06	333,114.54	0.00	0.00	36,885.46	90
<b>TOTALS:</b>	<b>Function: 71100 - Regular Instruction Program</b>	<b>46,335,624.00</b>	<b>48,564,775.00</b>	<b>6,337,457.35</b>	<b>46,521,363.56</b>	<b>0.00</b>	<b>0.00</b>	<b>2,043,411.44</b>	<b>96</b>

# COLLIERVILLE SCHOOLS

## EXPENSES BY FUNCTION

Page: 2 of 23

07/12/2022

Report Code: BAT\_GL\_TEMPLATE

BATCH QUEUE ID 497693

3:00:25 PM

FOR JUNE, 2022

FUNCTION : 71150 - ALTERNATIVE INSTRUCTION PROGRAM

OBJECT	DESCRIPTION	BUDGET AMOUNT	ADJUSTED BUDGET	CURRENT ACTIVITY	YTD ACTIVITY	ENCUMBRANCE	REQUISITION	UNENCUMBERED BALANCE	PERCENT ENCMBRD
11600	Teachers	152,268.00	152,268.00	16,200.07	147,589.00	0.00	0.00	4,679.00	97
16300	Educational Assistants	23,060.00	23,060.00	1,092.70	21,854.00	0.00	0.00	1,206.00	95
20100	Social Security	10,870.00	10,870.00	1,072.16	9,959.08	0.00	0.00	910.92	92
20400	State Retirement	18,006.00	18,006.00	1,668.91	16,530.97	0.00	0.00	1,475.03	92
20600	Life Insurance	671.00	671.00	0.00	513.20	0.00	0.00	157.80	76
20700	Medical Insurance	0.00	21,215.00	0.00	20,898.36	0.00	0.00	316.64	99
21200	Employer Medicare	2,542.00	2,542.00	250.74	2,329.06	0.00	0.00	212.94	92
21700	Retirement - Hybrid Stabilization	500.00	666.00	20.00	512.46	0.00	0.00	153.54	77
39900	Other Contracted Services	20,000.00	44,650.00	3,380.00	39,675.00	0.00	0.00	4,975.00	89
42900	Instructional Supplies & Materials	4,000.00	0.00	0.00	0.00	0.00	0.00	0.00	0
49900	Other Supplies & Materials	2,000.00	2,000.00	-99.34	1,363.29	0.00	0.00	636.71	68
59900	Other Charges	2,000.00	0.00	0.00	0.00	0.00	0.00	0.00	0
79000	Other Equipment	5,000.00	0.00	0.00	0.00	0.00	0.00	0.00	0
<b>TOTALS:</b>	<b>Function: 71150 - Alternative Instruction Program</b>	<b>240,917.00</b>	<b>275,948.00</b>	<b>23,585.24</b>	<b>261,224.42</b>	<b>0.00</b>	<b>0.00</b>	<b>14,723.58</b>	<b>95</b>

# COLLIERVILLE SCHOOLS

## EXPENSES BY FUNCTION

Page: 3 of 23

07/12/2022

Report Code: BAT\_GL\_TEMPLATE

BATCH QUEUE ID 497693

3:00:25 PM

FOR JUNE, 2022

FUNCTION : 71200 - SPECIAL EDUCATION PROGRAM

OBJECT	DESCRIPTION	BUDGET AMOUNT	ADJUSTED BUDGET	CURRENT ACTIVITY	YTD ACTIVITY	ENCUMBRANCE	REQUISITION	UNENCUMBERED BALANCE	PERCENT ENCMBRD
11600	Teachers	3,320,016.00	3,320,016.00	557,438.51	3,389,295.73	0.00	0.00	-69,279.73	102
11700	Career Ladder	5,000.00	5,000.00	0.00	5,000.00	0.00	0.00	0.00	100
12800	Homebound Teachers	0.00	20,000.00	90.03	1,681.03	0.00	0.00	18,318.97	8
16300	Educational Assistants	1,481,427.00	1,481,427.00	96,592.02	1,469,425.95	0.00	0.00	12,001.05	99
17100	Speech Pathologist	771,571.00	719,571.00	74,155.73	527,839.64	0.00	0.00	191,731.36	73
19500	Sub Teachers-Certified	50,000.00	60,000.00	2,515.00	55,835.01	0.00	0.00	4,164.99	93
19800	Sub Teachers-Non-Certified	70,000.00	70,000.00	4,082.52	68,465.19	0.00	0.00	1,534.81	98
20100	Social Security	353,277.00	350,277.00	45,455.50	318,675.96	0.00	0.00	31,601.04	91
20400	State Retirement	559,973.00	556,973.00	60,133.66	443,142.26	0.00	0.00	113,830.74	80
20600	Life Insurance	17,750.00	17,750.00	0.00	15,940.36	0.00	0.00	1,809.64	90
20700	Medical Insurance	720,950.00	754,150.00	2,227.65	753,234.36	0.00	0.00	915.64	100
21200	Employer Medicare	82,621.00	81,921.00	10,640.21	74,671.63	0.00	0.00	7,249.37	91
21700	Retirement - Hybrid Stabilization	54,700.00	65,000.00	6,830.39	63,932.29	0.00	0.00	1,067.71	98
31200	Contracts w Private Agencies	145,000.00	78,750.00	3,765.00	78,750.00	0.00	0.00	0.00	100
33600	Maint & Repair-Equipment	15,000.00	15,000.00	0.00	1,736.51	0.00	0.00	13,263.49	12
42900	Instructional Supplies & Materials	28,400.00	28,400.00	24.80	24,243.09	0.00	0.00	4,156.91	85
49900	Other Supplies & Materials	14,000.00	14,000.00	25.39	13,234.97	0.00	0.00	765.03	95
72500	Special Education Equipment	20,000.00	20,000.00	0.00	12,057.04	0.00	0.00	7,942.96	60
<b>TOTALS:</b>	<b>Function: 71200 - Special Education Program</b>	<b>7,709,685.00</b>	<b>7,658,235.00</b>	<b>863,976.41</b>	<b>7,317,161.02</b>	<b>0.00</b>	<b>0.00</b>	<b>341,073.98</b>	<b>96</b>

# COLLIERVILLE SCHOOLS

## EXPENSES BY FUNCTION

Page: 4 of 23

07/12/2022

Report Code: BAT\_GL\_TEMPLATE

BATCH QUEUE ID 497693

3:00:25 PM

FOR JUNE, 2022

FUNCTION : 71300 - VOCATIONAL EDUCATION PROGRAM

OBJECT	DESCRIPTION	BUDGET AMOUNT	ADJUSTED BUDGET	CURRENT ACTIVITY	YTD ACTIVITY	ENCUMBRANCE	REQUISITION	UNENCUMBERED BALANCE	PERCENT ENCMBRD
11600	Teachers	702,761.00	702,761.00	80,097.62	533,466.88	0.00	0.00	169,294.12	76
19500	Sub Teachers-Certified	6,000.00	18,000.00	555.00	15,687.51	0.00	0.00	2,312.49	87
20100	Social Security	43,943.00	43,943.00	5,000.49	31,435.17	0.00	0.00	12,507.83	72
20400	State Retirement	72,174.00	66,174.00	7,107.38	48,998.18	0.00	0.00	17,175.82	74
20600	Life Insurance	2,500.00	2,500.00	0.00	1,601.20	0.00	0.00	898.80	64
20700	Medical Insurance	97,399.00	97,399.00	0.00	85,774.44	0.00	0.00	11,624.56	88
21200	Employer Medicare	10,277.00	10,277.00	1,169.47	7,386.03	0.00	0.00	2,890.97	72
21700	Retirement - Hybrid Stabilization	4,020.00	4,020.00	377.95	3,284.99	0.00	0.00	735.01	82
33600	Maint & Repair-Equipment	5,000.00	3,000.00	0.00	439.40	0.00	0.00	2,560.60	15
42900	Instructional Supplies & Materials	20,121.00	25,000.00	-400.98	16,660.12	0.00	0.00	8,339.88	67
44900	Textbooks	12,000.00	10,000.00	0.00	3,617.24	0.00	0.00	6,382.76	36
49900	Other Supplies & Materials	5,000.00	5,000.00	25.11	25.11	0.00	0.00	4,974.89	1
73000	Vocational Equipment	11,000.00	11,000.00	0.00	4,750.56	0.00	0.00	6,249.44	43
<b>TOTALS:</b>	<b>Function: 71300 - Vocational Education Program</b>	<b>992,195.00</b>	<b>999,074.00</b>	<b>93,932.04</b>	<b>753,126.83</b>	<b>0.00</b>	<b>0.00</b>	<b>245,947.17</b>	<b>75</b>

# COLLIERVILLE SCHOOLS

## EXPENSES BY FUNCTION

Page: 5 of 23

07/12/2022

Report Code: BAT\_GL\_TEMPLATE

BATCH QUEUE ID 497693

3:00:25 PM

FOR JUNE, 2022

FUNCTION : 72110 - ATTENDANCE

OBJECT	DESCRIPTION	BUDGET AMOUNT	ADJUSTED BUDGET	CURRENT ACTIVITY	YTD ACTIVITY	ENCUMBRANCE	REQUISITION	UNENCUMBERED BALANCE	PERCENT ENCMBRD
10500	Supervisor/Director	197,546.00	197,546.00	15,201.83	197,547.00	0.00	0.00	-1.00	100
16100	Secretary(s)	54,152.00	54,152.00	4,165.53	54,152.00	0.00	0.00	0.00	100
18900	Other Salaries & Wages	68,666.00	0.00	0.00	0.00	0.00	0.00	0.00	0
20100	Social Security	19,863.00	15,604.00	1,200.82	14,350.44	0.00	0.00	1,253.56	92
20400	State Retirement	32,431.00	25,379.00	1,957.36	25,437.56	0.00	0.00	-58.56	100
20600	Life Insurance	1,460.00	1,460.00	0.00	757.60	0.00	0.00	702.40	52
20700	Medical Insurance	52,000.00	36,000.00	0.00	35,540.20	0.00	0.00	459.80	99
21200	Employer Medicare	4,645.00	3,650.00	280.83	3,356.22	0.00	0.00	293.78	92
35500	Travel	500.00	500.00	14.97	158.26	0.00	0.00	341.74	32
39900	Other Contracted Services	67,000.00	63,405.00	5,566.74	62,933.19	0.00	0.00	471.81	99
49900	Other Supplies & Materials	1,000.00	300.00	0.00	224.82	0.00	0.00	75.18	75
52400	In-Service/Staff Development	5,000.00	3,000.00	0.00	2,363.48	0.00	0.00	636.52	79
59900	Other Charges	250.00	0.00	0.00	0.00	0.00	0.00	0.00	0
70400	Attendance Equipment	3,000.00	3,000.00	0.00	2,788.00	0.00	0.00	212.00	93
<b>TOTALS:</b>	<b>Function: 72110 - Attendance</b>	<b>507,513.00</b>	<b>403,996.00</b>	<b>28,388.08</b>	<b>399,608.77</b>	<b>0.00</b>	<b>0.00</b>	<b>4,387.23</b>	<b>99</b>

# COLLIERVILLE SCHOOLS

## EXPENSES BY FUNCTION

Report Code: BAT\_GL\_TEMPLATE

BATCH QUEUE ID 497693

FOR JUNE, 2022

FUNCTION : 72120 - HEALTH SERVICES

OBJECT	DESCRIPTION	BUDGET AMOUNT	ADJUSTED BUDGET	CURRENT ACTIVITY	YTD ACTIVITY	ENCUMBRANCE	REQUISITION	UNENCUMBERED BALANCE	PERCENT ENCMBRD
13100	Medical Personnel	557,940.00	537,940.00	82,332.80	519,635.18	0.00	0.00	18,304.82	97
18900	Other Salaries & Wages	286,114.00	286,114.00	12,184.80	277,936.36	0.00	0.00	8,177.64	97
18910	Sub Nurses	12,000.00	12,000.00	0.00	656.25	0.00	0.00	11,343.75	5
20100	Social Security	52,331.00	52,331.00	5,860.10	44,734.16	0.00	0.00	7,596.84	85
20400	State Retirement	84,194.00	84,194.00	7,105.84	59,395.05	0.00	0.00	24,798.95	71
20600	Life Insurance	3,100.00	3,100.00	0.00	2,408.60	0.00	0.00	691.40	78
20700	Medical Insurance	199,000.00	199,000.00	0.00	146,936.84	0.00	0.00	52,063.16	74
21200	Employer Medicare	12,239.00	12,239.00	1,370.55	10,462.12	0.00	0.00	1,776.88	85
21700	Retirement - Hybrid Stabilization	12,454.00	15,400.00	1,419.72	13,452.01	0.00	0.00	1,947.99	87
33600	Maint & Repair-Equipment	2,000.00	0.00	0.00	0.00	0.00	0.00	0.00	0
35500	Travel	500.00	500.00	0.00	0.00	0.00	0.00	500.00	0
39900	Other Contracted Services	20,000.00	40,000.00	2,356.38	33,642.93	0.00	0.00	6,357.07	84
49900	Other Supplies & Materials	5,000.00	5,000.00	0.00	4,099.27	0.00	0.00	900.73	82
52400	In-Service/Staff Development	4,000.00	4,000.00	0.00	2,031.26	0.00	0.00	1,968.74	51
73500	Health Equipment	5,000.00	1,300.00	0.00	1,202.46	0.00	0.00	97.54	92
<b>TOTALS:</b>	<b>Function: 72120 - Health Services</b>	<b>1,255,872.00</b>	<b>1,253,118.00</b>	<b>112,630.19</b>	<b>1,116,592.49</b>	<b>0.00</b>	<b>0.00</b>	<b>136,525.51</b>	<b>89</b>

# COLLIERVILLE SCHOOLS

## EXPENSES BY FUNCTION

Page: 7 of 23

07/12/2022

Report Code: BAT\_GL\_TEMPLATE

BATCH QUEUE ID 497693

3:00:25 PM

FOR JUNE, 2022

FUNCTION : 72130 - OTHER STUDENT SUPPORT

OBJECT	DESCRIPTION	BUDGET AMOUNT	ADJUSTED BUDGET	CURRENT ACTIVITY	YTD ACTIVITY	ENCUMBRANCE	REQUISITION	UNENCUMBERED BALANCE	PERCENT ENCMBRD
12300	Guidance Personnel	1,627,918.00	1,627,918.00	226,774.60	1,603,743.36	0.00	0.00	24,174.64	99
18900	Other Salaries & Wages	190,000.00	360,000.00	83,326.93	322,734.00	0.00	0.00	37,266.00	90
20100	Social Security	112,711.00	112,711.00	19,226.07	113,134.25	0.00	0.00	-423.25	100
20400	State Retirement	186,700.00	186,700.00	27,718.53	178,066.72	0.00	0.00	8,633.28	95
20600	Life Insurance	4,743.00	4,763.00	0.00	4,753.80	0.00	0.00	9.20	100
20700	Medical Insurance	174,245.00	184,245.00	0.00	183,694.52	0.00	0.00	550.48	100
21200	Employer Medicare	26,360.00	26,360.00	4,496.38	26,458.70	0.00	0.00	-98.70	100
21700	Retirement - Hybrid Stabilization	4,160.00	18,600.00	1,699.30	10,682.74	0.00	0.00	7,917.26	57
32200	Evaluation & Testing	102,400.00	102,400.00	0.00	97,051.41	0.00	0.00	5,348.59	95
49900	Other Supplies & Materials	1,500.00	1,500.00	0.00	1,341.91	0.00	0.00	158.09	89
52400	In-Service/Staff Development	20,000.00	20,000.00	0.00	5,615.94	0.00	0.00	14,384.06	28
59900	Other Charges	4,500.00	4,500.00	0.00	2,457.00	0.00	0.00	2,043.00	55
<b>TOTALS:</b>	<b>Function: 72130 - Other Student Support</b>	<b>2,455,237.00</b>	<b>2,649,697.00</b>	<b>363,241.81</b>	<b>2,549,734.35</b>	<b>0.00</b>	<b>0.00</b>	<b>99,962.65</b>	<b>96</b>

# COLLIERVILLE SCHOOLS

## EXPENSES BY FUNCTION

Page: 8 of 23

07/12/2022

Report Code: BAT\_GL\_TEMPLATE

BATCH QUEUE ID 497693

3:00:25 PM

FOR JUNE, 2022

FUNCTION : 72210 - REGULAR INSTRUCTION PROGRAM SUPPORT

OBJECT	DESCRIPTION	BUDGET AMOUNT	ADJUSTED BUDGET	CURRENT ACTIVITY	YTD ACTIVITY	ENCUMBRANCE	REQUISITION	UNENCUMBERED BALANCE	PERCENT ENCMBRD
10500	Supervisor/Director	621,667.00	585,130.00	48,116.56	557,403.30	0.00	0.00	27,726.70	95
11700	Career Ladder	11,000.00	11,000.00	0.00	9,000.00	0.00	0.00	2,000.00	82
12900	Librarian(s)	648,164.00	648,164.00	96,334.86	622,568.36	0.00	0.00	25,595.64	96
13700	Education Media Personnel	60,130.00	60,130.00	4,625.23	60,128.00	0.00	0.00	2.00	100
16100	Secretary(s)	32,491.00	54,152.00	4,165.53	49,153.34	0.00	0.00	4,998.66	91
16200	Clerical Personnel	44,852.00	44,549.00	3,119.15	43,398.40	0.00	0.00	1,150.60	97
18900	Other Salaries & Wages	12,500.00	12,500.00	2,500.00	12,500.00	0.00	0.00	0.00	100
19600	In-Service Training	15,000.00	30,720.00	0.00	27,768.29	0.00	0.00	2,951.71	90
20100	Social Security	89,640.00	89,426.00	9,849.56	81,662.68	0.00	0.00	7,763.32	91
20400	State Retirement	147,498.00	146,998.00	14,316.05	126,844.45	0.00	0.00	20,153.55	86
20600	Life Insurance	5,145.00	5,145.00	0.00	3,930.96	0.00	0.00	1,214.04	76
20700	Medical Insurance	118,354.00	126,354.00	0.00	125,245.55	0.00	0.00	1,108.45	99
21200	Employer Medicare	20,964.00	20,914.00	2,303.47	19,098.41	0.00	0.00	1,815.59	91
21700	Retirement - Hybrid Stabilization	6,045.00	8,610.00	799.65	8,409.17	0.00	0.00	200.83	98
30700	Communication	0.00	1,500.00	111.00	919.72	0.00	0.00	580.28	61
30800	Consultants	40,000.00	28,000.00	5,000.00	11,000.00	0.00	0.00	17,000.00	39
33600	Maint & Repair-Equipment	2,000.00	0.00	0.00	0.00	0.00	0.00	0.00	0
39900	Other Contracted Services	0.00	3,000.00	0.00	1,988.00	0.00	0.00	1,012.00	66
43200	Library Books/Media	93,000.00	93,000.00	7,818.08	90,055.32	0.00	0.00	2,944.68	97
49900	Other Supplies & Materials	10,800.00	11,535.00	445.29	10,377.79	0.00	0.00	1,157.21	90
52400	In-Service/Staff Development	25,000.00	22,000.00	0.00	8,068.17	0.00	0.00	13,931.83	37
59900	Other Charges	16,000.00	16,000.00	101.29	13,095.78	0.00	0.00	2,904.22	82
79000	Other Equipment	15,000.00	15,000.00	0.00	14,841.04	0.00	0.00	158.96	99
<b>TOTALS:</b>	<b>Function: 72210 - Regular Instruction Program Support</b>	<b>2,035,250.00</b>	<b>2,033,827.00</b>	<b>199,605.72</b>	<b>1,897,456.73</b>	<b>0.00</b>	<b>0.00</b>	<b>136,370.27</b>	<b>93</b>

# COLLIERVILLE SCHOOLS

## EXPENSES BY FUNCTION

Page: 9 of 23

07/12/2022

3:00:25 PM

Report Code: BAT\_GL\_TEMPLATE

BATCH QUEUE ID 497693

FOR JUNE, 2022

FUNCTION : 72215 - ALTERNATIVE INSTRUCTION PROGRAM SUPPORT

OBJECT	DESCRIPTION	BUDGET AMOUNT	ADJUSTED BUDGET	CURRENT ACTIVITY	YTD ACTIVITY	ENCUMBRANCE	REQUISITION	UNENCUMBERED BALANCE	PERCENT ENCMBRD
52400	In-Service/Staff Development	2,553.00	2,553.00	0.00	0.00	0.00	0.00	2,553.00	0
<b>TOTALS:</b>	<b>Function: 72215 - Alternative Instruction Program Support</b>	<b>2,553.00</b>	<b>2,553.00</b>	<b>0.00</b>	<b>0.00</b>	<b>0.00</b>	<b>0.00</b>	<b>2,553.00</b>	<b>0</b>

# COLLIERVILLE SCHOOLS

## EXPENSES BY FUNCTION

Page: 10 of 23

07/12/2022

3:00:25 PM

Report Code: BAT\_GL\_TEMPLATE

BATCH QUEUE ID 497693

FOR JUNE, 2022

FUNCTION : 72220 - SPECIAL EDUCATION PROGRAM SUPPORT

OBJECT	DESCRIPTION	BUDGET AMOUNT	ADJUSTED BUDGET	CURRENT ACTIVITY	YTD ACTIVITY	ENCUMBRANCE	REQUISITION	UNENCUMBERED BALANCE	PERCENT ENCMBRD
10500	Supervisor/Director	186,075.00	258,476.00	22,921.21	260,753.53	0.00	0.00	-2,277.53	101
11700	Career Ladder	4,000.00	1,000.00	0.00	1,000.00	0.00	0.00	0.00	100
12400	Psychological Personnel	338,652.00	338,652.00	38,887.02	337,630.67	0.00	0.00	1,021.33	100
16200	Clerical Personnel	353,256.00	372,774.00	18,283.35	367,094.29	0.00	0.00	5,679.71	98
18902	OTPT	413,952.00	413,952.00	61,722.12	401,882.77	0.00	0.00	12,069.23	97
18903	Physical Therapist	81,168.00	81,168.00	12,487.38	81,168.00	0.00	0.00	0.00	100
18905	Behavior Learning Coach	78,233.00	26,678.00	0.00	26,677.50	0.00	0.00	0.50	100
20100	Social Security	90,231.00	92,547.00	9,567.07	84,701.49	0.00	0.00	7,845.51	92
20400	State Retirement	146,390.00	150,058.00	13,206.00	129,985.13	0.00	0.00	20,072.87	87
20600	Life Insurance	3,500.00	4,500.00	0.00	4,400.95	0.00	0.00	99.05	98
20700	Medical Insurance	129,768.00	181,000.00	0.00	180,582.96	0.00	0.00	417.04	100
21200	Employer Medicare	21,101.00	21,643.00	2,237.46	19,987.36	0.00	0.00	1,655.64	92
21700	Retirement - Hybrid Stabilization	9,400.00	10,358.00	1,313.92	10,940.96	0.00	0.00	-582.96	106
30800	Consultants	20,000.00	20,000.00	4,275.00	12,856.08	0.00	0.00	7,143.92	64
35500	Travel	4,000.00	4,000.00	223.94	2,142.13	0.00	0.00	1,857.87	54
39900	Other Contracted Services	96,000.00	177,670.00	5,758.46	104,053.46	0.00	0.00	73,616.54	59
49900	Other Supplies & Materials	7,900.00	7,900.00	0.00	7,695.00	0.00	0.00	205.00	97
52400	In-Service/Staff Development	15,000.00	13,000.00	1,990.00	4,700.95	0.00	0.00	8,299.05	36
59900	Other Charges	345.00	2,345.00	0.00	1,000.00	0.00	0.00	1,345.00	43
79000	Other Equipment	20,000.00	20,000.00	0.00	10,052.88	0.00	0.00	9,947.12	50
<b>TOTALS:</b>	<b>Function: 72220 - Special Education Program Support</b>	<b>2,018,971.00</b>	<b>2,197,721.00</b>	<b>192,872.93</b>	<b>2,049,306.11</b>	<b>0.00</b>	<b>0.00</b>	<b>148,414.89</b>	<b>93</b>

# COLLIERVILLE SCHOOLS

## EXPENSES BY FUNCTION

Page: 11 of 23

07/12/2022

Report Code: BAT\_GL\_TEMPLATE

BATCH QUEUE ID 497693

3:00:25 PM

FOR JUNE, 2022

FUNCTION : 72250 - TECHNOLOGY

OBJECT	DESCRIPTION	BUDGET AMOUNT	ADJUSTED BUDGET	CURRENT ACTIVITY	YTD ACTIVITY	ENCUMBRANCE	REQUISITION	UNENCUMBERED BALANCE	PERCENT ENCMBRD
10500	Supervisor/Director	745,042.00	745,042.00	58,187.48	754,358.44	0.00	0.00	-9,316.44	101
13800	Instru Computer Personnel	631,463.00	631,463.00	74,248.38	648,320.15	0.00	0.00	-16,857.15	103
16200	Clerical Personnel	49,720.00	49,720.00	3,824.61	49,720.00	0.00	0.00	0.00	100
18900	Other Salaries & Wages	621,196.00	621,196.00	47,563.32	612,528.76	0.00	0.00	8,667.24	99
20100	Social Security	126,940.00	126,940.00	11,397.41	121,155.77	0.00	0.00	5,784.23	95
20400	State Retirement	204,433.00	204,433.00	15,916.91	178,805.81	0.00	0.00	25,627.19	87
20600	Life Insurance	6,200.00	6,200.00	0.00	6,159.04	0.00	0.00	40.96	99
20700	Medical Insurance	210,000.00	210,000.00	0.00	202,077.41	0.00	0.00	7,922.59	96
21200	Employer Medicare	29,688.00	29,688.00	2,665.45	28,334.50	0.00	0.00	1,353.50	95
21700	Retirement - Hybrid Stabilization	16,900.00	18,900.00	1,432.54	18,046.99	0.00	0.00	853.01	95
30700	Communication	105,000.00	119,000.00	10,292.25	102,355.12	0.00	0.00	16,644.88	86
30800	Consultants	79,700.00	79,700.00	0.00	70,379.00	0.00	0.00	9,321.00	88
33600	Maint & Repair-Equipment	100,000.00	100,000.00	6,800.69	99,895.31	0.00	0.00	104.69	100
35000	Internet Connectivity	487,200.00	473,200.00	49,413.60	277,883.00	0.00	0.00	195,317.00	59
35500	Travel	1,000.00	1,000.00	0.00	11.59	0.00	0.00	988.41	1
39900	Other Contracted Services	39,175.00	39,175.00	5,752.00	11,767.00	0.00	0.00	27,408.00	30
43500	Office Supplies	3,500.00	3,500.00	0.00	2,041.52	0.00	0.00	1,458.48	58
47000	Cabling	13,500.00	13,500.00	461.00	5,179.00	0.00	0.00	8,321.00	38
47100	Software	661,850.00	665,437.00	91,803.66	637,575.76	0.00	0.00	27,861.24	96
49900	Other Supplies & Materials	18,500.00	18,500.00	0.00	3,171.28	0.00	0.00	15,328.72	17
52400	In-Service/Staff Development	79,100.00	79,100.00	3,753.00	55,805.57	0.00	0.00	23,294.43	71
59900	Other Charges	87,600.00	103,600.00	111.00	96,949.20	0.00	0.00	6,650.80	94
70100	Administration Equipment	141,000.00	141,000.00	3,128.00	99,279.35	0.00	0.00	41,720.65	70
79000	Other Equipment	164,632.00	164,632.00	3,498.13	163,627.66	0.00	0.00	1,004.34	99
79010	Technology Replacement Equipment	5,000.00	5,000.00	0.00	4,992.00	0.00	0.00	8.00	100
<b>TOTALS:</b>	<b>Function: 72250 - Technology</b>	<b>4,628,339.00</b>	<b>4,649,926.00</b>	<b>390,249.43</b>	<b>4,250,419.23</b>	<b>0.00</b>	<b>0.00</b>	<b>399,506.77</b>	<b>91</b>

# COLLIERVILLE SCHOOLS

## EXPENSES BY FUNCTION

Page: 12 of 23

07/12/2022

Report Code: BAT\_GL\_TEMPLATE

BATCH QUEUE ID 497693

3:00:25 PM

FOR JUNE, 2022

FUNCTION : 72310 - BOARD OF EDUCATION

OBJECT	DESCRIPTION	BUDGET AMOUNT	ADJUSTED BUDGET	CURRENT ACTIVITY	YTD ACTIVITY	ENCUMBRANCE	REQUISITION	UNENCUMBERED BALANCE	PERCENT ENCMBRD
18900	Other Salaries & Wages	26,300.00	26,300.00	2,256.19	26,701.00	0.00	0.00	-401.00	102
20100	Social Security	1,631.00	1,631.00	139.90	1,655.70	0.00	0.00	-24.70	102
20600	Life Insurance	7,200.00	7,200.00	1,617.92	7,984.82	0.00	0.00	-784.82	111
20700	Medical Insurance	592,000.00	592,000.00	49,774.81	578,933.99	0.00	0.00	13,066.01	98
21200	Employer Medicare	381.00	381.00	32.70	387.10	0.00	0.00	-6.10	102
21500	Contributions for OPEB	200,000.00	200,000.00	0.00	200,000.00	0.00	0.00	0.00	100
30500	Audit Services	67,850.00	76,850.00	0.00	76,500.00	0.00	0.00	350.00	100
32000	Dues & Memberships	8,400.00	8,400.00	0.00	8,228.00	0.00	0.00	172.00	98
33100	Legal Services	100,000.00	100,000.00	3,922.00	66,323.79	0.00	0.00	33,676.21	66
39900	Other Contracted Services	8,000.00	8,000.00	0.00	6,500.00	0.00	0.00	1,500.00	81
49900	Other Supplies & Materials	600.00	600.00	0.00	0.00	0.00	0.00	600.00	0
50500	Judgments	90,000.00	45,093.00	0.00	0.00	0.00	0.00	45,093.00	0
50600	Liability Insurance	115,649.00	135,649.00	0.00	132,958.00	0.00	0.00	2,691.00	98
50800	Premium on Corporate Surety Bonds	9,000.00	9,000.00	0.00	8,499.00	0.00	0.00	501.00	94
51300	On the Job Injuries	150,201.00	150,201.00	0.00	120,740.00	0.00	0.00	29,461.00	80
52400	In-Service/Staff Development	15,000.00	15,000.00	297.74	6,239.96	0.00	0.00	8,760.04	42
59900	Other Charges	522,069.00	522,069.00	121.90	518,267.12	0.00	0.00	3,801.88	99
<b>TOTALS:</b>	<b>Function: 72310 - Board of Education</b>	<b>1,914,281.00</b>	<b>1,898,374.00</b>	<b>58,163.16</b>	<b>1,759,918.48</b>	<b>0.00</b>	<b>0.00</b>	<b>138,455.52</b>	<b>93</b>

# COLLIERVILLE SCHOOLS

## EXPENSES BY FUNCTION

Report Code: BAT\_GL\_TEMPLATE

BATCH QUEUE ID 497693

3:00:25 PM

FOR JUNE, 2022

FUNCTION : 72320 - DIRECTOR OF SCHOOLS

OBJECT	DESCRIPTION	BUDGET AMOUNT	ADJUSTED BUDGET	CURRENT ACTIVITY	YTD ACTIVITY	ENCUMBRANCE	REQUISITION	UNENCUMBERED BALANCE	PERCENT ENCMBRD
10100	County Official/Administrative Officer	192,215.00	192,215.00	16,262.68	192,215.00	0.00	0.00	0.00	100
16100	Secretary(s)	68,916.00	68,916.00	5,301.23	69,930.94	0.00	0.00	-1,014.94	101
18900	Other Salaries & Wages	15,000.00	15,000.00	15,000.00	15,000.00	0.00	0.00	0.00	100
20100	Social Security	17,120.00	17,120.00	2,267.10	13,108.41	0.00	0.00	4,011.59	77
20400	State Retirement	27,759.00	27,759.00	3,718.41	27,916.79	0.00	0.00	-157.79	101
20600	Life Insurance	730.00	730.00	0.00	584.60	0.00	0.00	145.40	80
20700	Medical Insurance	29,994.00	29,994.00	0.00	23,563.60	0.00	0.00	6,430.40	79
21200	Employer Medicare	4,004.00	4,004.00	530.20	3,863.55	0.00	0.00	140.45	96
29900	Other Fringe Benefits	5,400.00	5,400.00	424.38	5,508.00	0.00	0.00	-108.00	102
32000	Dues & Memberships	14,945.00	14,945.00	0.00	12,767.00	0.00	0.00	2,178.00	85
34800	Postal Charges	5,000.00	6,000.00	701.70	5,125.09	0.00	0.00	874.91	85
39900	Other Contracted Services	8,000.00	8,000.00	0.00	0.00	0.00	0.00	8,000.00	0
43500	Office Supplies	3,500.00	3,500.00	0.00	2,798.22	0.00	0.00	701.78	80
52400	In-Service/Staff Development	10,000.00	10,000.00	0.00	6,665.47	0.00	0.00	3,334.53	67
59900	Other Charges	41,475.00	41,475.00	408.65	36,592.00	0.00	0.00	4,883.00	88
70100	Administration Equipment	7,000.00	6,000.00	0.00	4,734.00	0.00	0.00	1,266.00	79
<b>TOTALS:</b>	<b>Function: 72320 - Director of Schools</b>	<b>451,058.00</b>	<b>451,058.00</b>	<b>44,614.35</b>	<b>420,372.67</b>	<b>0.00</b>	<b>0.00</b>	<b>30,685.33</b>	<b>93</b>

# COLLIERVILLE SCHOOLS

## EXPENSES BY FUNCTION

Report Code: BAT\_GL\_TEMPLATE

BATCH QUEUE ID 497693

3:00:25 PM

FOR JUNE, 2022

FUNCTION : 72410 - OFFICE OF THE PRINCIPAL

OBJECT	DESCRIPTION	BUDGET AMOUNT	ADJUSTED BUDGET	CURRENT ACTIVITY	YTD ACTIVITY	ENCUMBRANCE	REQUISITION	UNENCUMBERED BALANCE	PERCENT ENCMBRD
10401	Assistant Principals	2,107,973.00	2,107,973.00	230,276.60	1,975,940.02	0.00	0.00	132,032.98	94
10402	Elem/Md Principals	867,445.00	867,445.00	67,207.23	873,694.00	0.00	0.00	-6,249.00	101
10403	HIGH SCHOOL PRINCIPAL	122,400.00	122,400.00	9,415.39	122,400.00	0.00	0.00	0.00	100
10405	HS Asst Principal 12 months	189,241.00	185,228.00	14,386.24	185,228.00	0.00	0.00	0.00	100
10406	CVA Principal	0.00	101,492.00	7,807.07	101,492.00	0.00	0.00	0.00	100
10409	CVA Asst Principal	0.00	97,591.00	7,526.21	97,591.00	0.00	0.00	0.00	100
11700	Career Ladder	7,000.00	7,000.00	0.00	6,000.00	0.00	0.00	1,000.00	86
16100	Secretary(s)	438,150.00	473,392.00	29,740.77	461,362.37	0.00	0.00	12,029.63	97
16200	Clerical Personnel	732,255.00	732,255.00	34,273.10	717,381.14	0.00	0.00	14,873.86	98
18900	Other Salaries & Wages	26,668.00	26,668.00	936.00	24,690.25	0.00	0.00	1,977.75	93
20100	Social Security	278,450.00	292,730.00	24,881.26	265,488.04	0.00	0.00	27,241.96	91
20400	State Retirement	428,883.00	471,665.00	38,637.69	440,064.21	0.00	0.00	31,600.79	93
20600	Life Insurance	15,957.00	15,957.00	0.00	13,547.07	0.00	0.00	2,409.93	85
20700	Medical Insurance	579,791.00	579,791.00	0.00	561,738.52	0.00	0.00	18,052.48	97
21200	Employer Medicare	65,121.00	68,461.00	5,818.94	62,090.20	0.00	0.00	6,370.80	91
21700	Retirement - Hybrid Stabilization	9,250.00	12,216.00	656.73	12,140.52	0.00	0.00	75.48	99
35500	Travel	7,300.00	8,005.00	0.00	7,410.00	0.00	0.00	595.00	93
52400	In-Service/Staff Development	76,000.00	76,000.00	7,520.00	29,112.11	0.00	0.00	46,887.89	38
<b>TOTALS:</b>	<b>Function: 72410 - Office of the Principal</b>	<b>5,951,884.00</b>	<b>6,246,269.00</b>	<b>479,083.23</b>	<b>5,957,369.45</b>	<b>0.00</b>	<b>0.00</b>	<b>288,899.55</b>	<b>95</b>

# COLLIERVILLE SCHOOLS

## EXPENSES BY FUNCTION

Page: 15 of 23

07/12/2022

Report Code: BAT\_GL\_TEMPLATE

BATCH QUEUE ID 497693

3:00:25 PM

FOR JUNE, 2022

FUNCTION : 72510 - FISCAL SERVICES

OBJECT	DESCRIPTION	BUDGET AMOUNT	ADJUSTED BUDGET	CURRENT ACTIVITY	YTD ACTIVITY	ENCUMBRANCE	REQUISITION	UNENCUMBERED BALANCE	PERCENT ENCMBRD
10500	Supervisor/Director	123,435.00	125,256.00	9,635.07	125,256.00	0.00	0.00	0.00	100
11900	Accountants/Bookkeepers	204,527.00	268,009.00	19,290.51	277,569.97	0.00	0.00	-9,560.97	104
16100	Secretary(s)	66,219.00	65,577.00	5,044.39	65,577.00	0.00	0.00	0.00	100
18900	Other Salaries & Wages	53,000.00	54,060.00	4,158.47	54,060.00	0.00	0.00	0.00	100
18906	Business Info Systems Specialist	67,886.00	69,249.00	5,326.81	69,248.52	0.00	0.00	0.48	100
18912	Other Salaries - Finance	0.00	2,000.00	500.00	2,000.00	0.00	0.00	0.00	100
20100	Social Security	32,000.00	36,038.00	2,725.34	35,704.14	0.00	0.00	333.86	99
20400	State Retirement	48,644.00	54,638.00	3,691.13	50,295.70	0.00	0.00	4,342.30	92
20600	Life Insurance	1,688.00	1,688.00	0.00	1,646.99	0.00	0.00	41.01	98
20700	Medical Insurance	54,000.00	54,000.00	0.00	40,733.68	0.00	0.00	13,266.32	75
21200	Employer Medicare	7,553.00	8,428.00	637.35	8,349.88	0.00	0.00	78.12	99
21700	Retirement - Hybrid Stabilization	3,000.00	4,978.00	361.06	4,693.37	0.00	0.00	284.63	94
32000	Dues & Memberships	3,485.00	3,485.00	305.00	1,250.00	0.00	0.00	2,235.00	36
35500	Travel	100.00	1,200.00	39.78	114.29	0.00	0.00	1,085.71	10
39900	Other Contracted Services	204,950.00	182,450.00	12,292.55	177,439.73	0.00	0.00	5,010.27	97
43500	Office Supplies	3,600.00	9,600.00	0.00	5,329.83	0.00	0.00	4,270.17	56
49900	Other Supplies & Materials	4,420.00	4,420.00	0.00	979.95	0.00	0.00	3,440.05	22
52400	In-Service/Staff Development	22,600.00	22,600.00	532.08	21,352.05	0.00	0.00	1,247.95	94
59900	Other Charges	400.00	400.00	61.29	103.29	0.00	0.00	296.71	26
70100	Administration Equipment	13,700.00	22,700.00	0.00	20,464.76	0.00	0.00	2,235.24	90
<b>TOTALS:</b>	<b>Function: 72510 - Fiscal Services</b>	<b>915,207.00</b>	<b>990,776.00</b>	<b>64,600.83</b>	<b>962,169.15</b>	<b>0.00</b>	<b>0.00</b>	<b>28,606.85</b>	<b>97</b>

# COLLIERVILLE SCHOOLS

## EXPENSES BY FUNCTION

Page: 16 of 23

07/12/2022

Report Code: BAT\_GL\_TEMPLATE

BATCH QUEUE ID 497693

3:00:25 PM

FOR JUNE, 2022

FUNCTION : 72520 - HUMAN RESOURCES/PERSONNEL

OBJECT	DESCRIPTION	BUDGET AMOUNT	ADJUSTED BUDGET	CURRENT ACTIVITY	YTD ACTIVITY	ENCUMBRANCE	REQUISITION	UNENCUMBERED BALANCE	PERCENT ENCMBRD
10500	Supervisor/Director	282,827.00	227,221.00	17,485.24	227,221.00	0.00	0.00	0.00	100
16200	Clerical Personnel	49,584.00	49,584.00	3,679.26	21,812.67	0.00	0.00	27,771.33	44
18900	Other Salaries & Wages	0.00	5,000.00	0.00	3,838.16	0.00	0.00	1,161.84	77
18907	Benefits Analyst	79,809.00	81,405.00	6,261.93	81,405.00	0.00	0.00	0.00	100
18909	Human Resources Technician	67,565.00	68,916.00	5,301.23	68,916.00	0.00	0.00	0.00	100
20100	Social Security	29,929.00	29,929.00	2,029.16	23,817.30	0.00	0.00	6,111.70	80
20400	State Retirement	47,837.00	47,837.00	3,151.75	39,209.27	0.00	0.00	8,627.73	82
20600	Life Insurance	1,100.00	1,200.00	0.00	1,174.77	0.00	0.00	25.23	98
20700	Medical Insurance	40,000.00	40,000.00	0.00	28,684.00	0.00	0.00	11,316.00	72
21000	Unemployment Compensation	36,000.00	36,000.00	0.00	6,186.70	0.00	0.00	29,813.30	17
21200	Employer Medicare	7,000.00	7,000.00	474.55	5,570.20	0.00	0.00	1,429.80	80
21700	Retirement - Hybrid Stabilization	1,600.00	1,600.00	67.34	427.63	0.00	0.00	1,172.37	27
29900	Other Fringe Benefits	9,644.00	9,644.00	607.75	7,293.00	0.00	0.00	2,351.00	76
32000	Dues & Memberships	1,700.00	1,700.00	294.00	1,217.00	0.00	0.00	483.00	72
35500	Travel	500.00	500.00	0.00	144.04	0.00	0.00	355.96	29
39900	Other Contracted Services	63,064.00	61,464.00	1,152.18	28,816.56	0.00	0.00	32,647.44	47
41100	Data Processing Supplies	4,000.00	5,600.00	2,180.35	5,580.70	0.00	0.00	19.30	100
43500	Office Supplies	4,000.00	4,000.00	0.00	3,758.48	0.00	0.00	241.52	94
52400	In-Service/Staff Development	32,450.00	23,350.00	235.65	7,228.26	0.00	0.00	16,121.74	31
70100	Administration Equipment	8,500.00	12,500.00	0.00	11,433.52	0.00	0.00	1,066.48	91
<b>TOTALS:</b>	<b>Function: 72520 - Human Resources/Personnel</b>	<b>767,109.00</b>	<b>714,450.00</b>	<b>42,920.39</b>	<b>573,734.26</b>	<b>0.00</b>	<b>0.00</b>	<b>140,715.74</b>	<b>80</b>

# COLLIERVILLE SCHOOLS

## EXPENSES BY FUNCTION

Report Code: BAT\_GL\_TEMPLATE

BATCH QUEUE ID 497693

FOR JUNE, 2022

FUNCTION : 72610 - OPERATION OF PLANT

OBJECT	DESCRIPTION	BUDGET AMOUNT	ADJUSTED BUDGET	CURRENT ACTIVITY	YTD ACTIVITY	ENCUMBRANCE	REQUISITION	UNENCUMBERED BALANCE	PERCENT ENCMBRD
16600	Custodial Personnel	588,109.00	588,109.00	47,747.64	594,702.42	0.00	0.00	-6,593.42	101
20100	Social Security	36,462.00	36,462.00	2,960.49	33,399.53	0.00	0.00	3,062.47	92
20400	State Retirement	55,283.00	55,283.00	3,506.74	48,013.45	0.00	0.00	7,269.55	87
20600	Life Insurance	1,745.00	1,745.00	0.00	1,647.80	0.00	0.00	97.20	94
20700	Medical Insurance	108,948.00	119,948.00	0.00	119,926.55	0.00	0.00	21.45	100
21200	Employer Medicare	8,528.00	8,528.00	692.39	7,811.30	0.00	0.00	716.70	92
21700	Retirement - Hybrid Stabilization	5,750.00	5,750.00	467.26	6,135.55	0.00	0.00	-385.55	107
32800	Janitorial Services	2,500,000.00	2,500,000.00	174,287.92	1,913,175.12	0.00	0.00	586,824.88	77
39900	Other Contracted Services	441,500.00	441,500.00	35,478.75	316,935.41	0.00	0.00	124,564.59	72
41000	Custodial Supplies	25,000.00	25,000.00	-8,081.31	9,403.13	0.00	0.00	15,596.87	38
41500	Electricity	2,135,000.00	2,124,000.00	326,672.04	1,935,056.92	0.00	0.00	188,943.08	91
49900	Other Supplies & Materials	10,000.00	10,000.00	0.00	0.00	0.00	0.00	10,000.00	0
50200	Building & Content Insurance	300,000.00	280,000.00	0.00	212,250.00	0.00	0.00	67,750.00	76
52400	In-Service/Staff Development	1,000.00	1,000.00	0.00	0.00	0.00	0.00	1,000.00	0
59900	Other Charges	34,000.00	34,000.00	6,544.00	19,316.27	0.00	0.00	14,683.73	57
72000	Plant Operation Equipment	10,000.00	10,000.00	0.00	2,372.16	0.00	0.00	7,627.84	24
<b>TOTALS:</b>	<b>Function: 72610 - Operation of Plant</b>	<b>6,261,325.00</b>	<b>6,241,325.00</b>	<b>590,275.92</b>	<b>5,220,145.61</b>	<b>0.00</b>	<b>0.00</b>	<b>1,021,179.39</b>	<b>84</b>

# COLLIERVILLE SCHOOLS

## EXPENSES BY FUNCTION

Report Code: BAT\_GL\_TEMPLATE

BATCH QUEUE ID 497693

FOR JUNE, 2022

FUNCTION : 72620 - MAINTENANCE OF PLANT

OBJECT	DESCRIPTION	BUDGET AMOUNT	ADJUSTED BUDGET	CURRENT ACTIVITY	YTD ACTIVITY	ENCUMBRANCE	REQUISITION	UNENCUMBERED BALANCE	PERCENT ENCMBRD
10500	Supervisor/Director	199,181.00	199,181.00	15,321.60	199,181.00	0.00	0.00	0.00	100
16100	Secretary(s)	54,152.00	54,152.00	4,165.53	54,152.00	0.00	0.00	0.00	100
16700	Maintenance Personnel	458,239.00	458,239.00	34,864.56	453,820.32	0.00	0.00	4,418.68	99
20100	Social Security	44,117.00	44,117.00	3,369.91	40,810.47	0.00	0.00	3,306.53	93
20400	State Retirement	66,888.00	66,888.00	3,990.01	51,911.24	0.00	0.00	14,976.76	78
20600	Life Insurance	1,519.00	2,019.00	0.00	1,990.00	0.00	0.00	29.00	99
20700	Medical Insurance	92,600.00	101,600.00	0.00	101,110.60	0.00	0.00	489.40	100
21200	Employer Medicare	10,318.00	10,318.00	788.10	9,544.47	0.00	0.00	773.53	93
21700	Retirement - Hybrid Stabilization	11,000.00	12,000.00	918.40	11,949.84	0.00	0.00	50.16	100
33500	Maint & Repair-Building	400,000.00	390,500.00	30,919.24	240,360.81	0.00	0.00	150,139.19	62
33600	Maint & Repair-Equipment	150,000.00	150,000.00	21,624.70	75,214.88	0.00	0.00	74,785.12	50
39900	Other Contracted Services	133,500.00	130,500.00	13,890.00	37,328.01	0.00	0.00	93,171.99	29
49900	Other Supplies & Materials	2,000.00	2,000.00	254.87	1,487.60	0.00	0.00	512.40	74
52400	In-Service/Staff Development	15,280.00	15,280.00	-325.00	1,496.71	0.00	0.00	13,783.29	10
59900	Other Charges	8,000.00	11,000.00	1,332.99	10,241.12	0.00	0.00	758.88	93
70100	Administration Equipment	5,000.00	5,000.00	0.00	4,817.51	0.00	0.00	182.49	96
71700	Maintenance Equipment	60,000.00	60,000.00	34,120.32	52,641.17	0.00	0.00	7,358.83	88
<b>TOTALS:</b>	<b>Function: 72620 - Maintenance of Plant</b>	<b>1,711,794.00</b>	<b>1,712,794.00</b>	<b>165,235.23</b>	<b>1,348,057.75</b>	<b>0.00</b>	<b>0.00</b>	<b>364,736.25</b>	<b>79</b>

# COLLIERVILLE SCHOOLS

## EXPENSES BY FUNCTION

Report Code: BAT\_GL\_TEMPLATE

BATCH QUEUE ID 497693

FOR JUNE, 2022

FUNCTION : 72810 - CENTRAL AND OTHER

OBJECT	DESCRIPTION	BUDGET AMOUNT	ADJUSTED BUDGET	CURRENT ACTIVITY	YTD ACTIVITY	ENCUMBRANCE	REQUISITION	UNENCUMBERED BALANCE	PERCENT ENCMBRD
10500	Supervisor/Director	131,385.00	131,385.00	10,106.53	131,385.00	0.00	0.00	0.00	100
16100	Secretary(s)	49,283.00	49,283.00	3,791.01	49,442.38	0.00	0.00	-159.38	100
18900	Other Salaries & Wages	162,811.00	162,811.00	9,486.75	151,952.85	0.00	0.00	10,858.15	93
20100	Social Security	21,296.00	21,296.00	1,449.84	19,778.55	0.00	0.00	1,517.45	93
20400	State Retirement	34,847.00	34,847.00	2,281.18	31,621.09	0.00	0.00	3,225.91	91
20600	Life Insurance	963.00	1,013.00	0.00	986.68	0.00	0.00	26.32	97
20700	Medical Insurance	20,569.00	27,569.00	0.00	27,338.18	0.00	0.00	230.82	99
21200	Employer Medicare	4,980.00	4,980.00	339.06	4,625.60	0.00	0.00	354.40	93
21700	Retirement - Hybrid Stabilization	1,200.00	1,200.00	54.55	1,207.08	0.00	0.00	-7.08	101
35500	Travel	1,200.00	1,200.00	106.77	542.06	0.00	0.00	657.94	45
39900	Other Contracted Services	65,600.00	65,600.00	1,821.13	58,949.65	0.00	0.00	6,650.35	90
43500	Office Supplies	19,000.00	17,000.00	0.00	10,294.94	0.00	0.00	6,705.06	61
49900	Other Supplies & Materials	250.00	250.00	57.97	164.33	0.00	0.00	85.67	66
52400	In-Service/Staff Development	32,500.00	25,450.00	3,231.33	16,949.06	0.00	0.00	8,500.94	67
59900	Other Charges	33,500.00	72,986.00	1,226.60	63,835.67	0.00	0.00	9,150.33	87
70100	Administration Equipment	3,000.00	5,000.00	3,128.00	4,418.62	0.00	0.00	581.38	88
<b>TOTALS:</b>	<b>Function: 72810 - Central and Other</b>	<b>582,384.00</b>	<b>621,870.00</b>	<b>37,080.72</b>	<b>573,491.74</b>	<b>0.00</b>	<b>0.00</b>	<b>48,378.26</b>	<b>92</b>

# COLLIERVILLE SCHOOLS

## EXPENSES BY FUNCTION

07/12/2022

Report Code: BAT\_GL\_TEMPLATE

BATCH QUEUE ID 497693

3:00:25 PM

FOR JUNE, 2022

FUNCTION : 72710 - TRANSPORTATION

OBJECT	DESCRIPTION	BUDGET AMOUNT	ADJUSTED BUDGET	CURRENT ACTIVITY	YTD ACTIVITY	ENCUMBRANCE	REQUISITION	UNENCUMBERED BALANCE	PERCENT ENCMBRD
10500	Supervisor/Director	83,393.00	93,393.00	3,822.18	82,176.83	0.00	0.00	11,216.17	88
16200	Clerical Personnel	47,803.00	47,803.00	3,677.15	48,129.25	0.00	0.00	-326.25	101
18900	Other Salaries & Wages	117,187.00	117,187.00	10,230.55	118,444.41	0.00	0.00	-1,257.41	101
20100	Social Security	10,229.00	10,229.00	786.90	9,427.89	0.00	0.00	801.11	92
20400	State Retirement	15,509.00	15,509.00	1,094.51	14,261.92	0.00	0.00	1,247.08	92
20600	Life Insurance	700.00	700.00	0.00	496.60	0.00	0.00	203.40	71
20700	Medical Insurance	26,000.00	26,000.00	0.00	25,689.00	0.00	0.00	311.00	99
21200	Employer Medicare	3,602.00	3,602.00	257.07	3,414.05	0.00	0.00	187.95	95
21700	Retirement - Hybrid Stabilization	1,000.00	1,000.00	80.84	1,051.68	0.00	0.00	-51.68	105
31200	Contracts w Private Agencies	4,108,671.00	3,923,671.00	222,222.77	2,272,984.58	0.00	0.00	1,650,686.42	58
35500	Travel	2,000.00	2,000.00	153.77	1,257.63	0.00	0.00	742.37	63
39900	Other Contracted Services	49,100.00	49,100.00	0.00	26,933.88	0.00	0.00	22,166.12	55
41200	Diesel Fuel	532,500.00	532,500.00	32,521.67	440,475.60	0.00	0.00	92,024.40	83
42500	Gasoline	17,000.00	17,000.00	3,772.42	13,942.38	0.00	0.00	3,057.62	82
49900	Other Supplies & Materials	1,200.00	1,200.00	0.00	543.97	0.00	0.00	656.03	45
52400	In-Service/Staff Development	3,300.00	1,300.00	0.00	78.40	0.00	0.00	1,221.60	6
59900	Other Charges	3,200.00	3,200.00	0.00	321.92	0.00	0.00	2,878.08	10
70100	Administration Equipment	2,000.00	4,000.00	0.00	3,691.87	0.00	0.00	308.13	92
<b>TOTALS:</b>	<b>Function: 72710 - Transportation</b>	<b>5,024,394.00</b>	<b>4,849,394.00</b>	<b>278,619.83</b>	<b>3,063,321.86</b>	<b>0.00</b>	<b>0.00</b>	<b>1,786,072.14</b>	<b>63</b>

# COLLIERVILLE SCHOOLS

## EXPENSES BY FUNCTION

Page: 21 of 23

07/12/2022

Report Code: BAT\_GL\_TEMPLATE

BATCH QUEUE ID 497693

3:00:25 PM

FOR JUNE, 2022

FUNCTION : 76100 - REGULAR CAPITAL OUTLAY

OBJECT	DESCRIPTION	BUDGET AMOUNT	ADJUSTED BUDGET	CURRENT ACTIVITY	YTD ACTIVITY	ENCUMBRANCE	REQUISITION	UNENCUMBERED BALANCE	PERCENT ENCMBRD
30400	Architects	60,000.00	60,000.00	10,000.00	26,000.00	0.00	0.00	34,000.00	43
30800	Consultants	15,000.00	15,000.00	5,390.00	5,390.00	0.00	0.00	9,610.00	36
32100	Engineering Services	30,000.00	5,000.00	0.00	1,000.00	0.00	0.00	4,000.00	20
39900	Other Contracted Services	10,000.00	10,000.00	0.00	0.00	0.00	0.00	10,000.00	0
70700	Building Improvements	555,000.00	555,000.00	277,319.15	485,255.57	0.00	0.00	69,744.43	87
72400	Site Development	675,000.00	670,000.00	0.00	501,620.00	0.00	0.00	168,380.00	75
79900	Other Capital Outlay	85,000.00	2,744,707.00	76,500.00	2,743,768.57	0.00	0.00	938.43	100
<b>TOTALS:</b>	<b>Function: 76100 - Regular Capital Outlay</b>	<b>1,430,000.00</b>	<b>4,059,707.00</b>	<b>369,209.15</b>	<b>3,763,034.14</b>	<b>0.00</b>	<b>0.00</b>	<b>296,672.86</b>	<b>93</b>

# COLLIERVILLE SCHOOLS

## EXPENSES BY FUNCTION

Page: 22 of 23

07/12/2022

3:00:25 PM

Report Code: BAT\_GL\_TEMPLATE

BATCH QUEUE ID 497693

	BUDGET AMOUNT	ADJUSTED BUDGET	CURRENT ACTIVITY	YTD ACTIVITY	ENCUMBRANCE	REQUISITION	UNENCUMBERED BALANCE	PERCENT ENCMBRD
GRAND TOTAL:	93,191,592.00	98,474,887.00	10,735,742.01	90,757,608.62	0.00	0.00	7,717,278.38	92

# **SCHOOL NUTRITION**

# COLLIERVILLE SCHOOLS

## REVENUE BY FUNC

Report Code: BAT\_GL\_TEMPLATE

BATCH QUEUE ID 497683

FOR JUNE, 2022

FUNCTION 1ST: 4 -

FUNCTION	DESCRIPTION	BUDGET AMOUNT	ADJUSTED BUDGET	CURRENT ACTIVITY	YTD ACTIVITY	ENCUMBRANCE	REQUISITION	UNENCUMBERED BALANCE	PERCENT ENCMBRD
43521	Lunch Payments Children	1,102,650.00	0.00	0.00	0.00	0.00	0.00	0.00	0
43522	Lunch Payments Adults	57,498.00	37,498.00	45.00	17,760.00	0.00	0.00	19,738.00	47
43523	Income from Breakfast	63,270.00	0.00	0.00	0.00	0.00	0.00	0.00	0
43525	Ala Carte Sales	643,800.00	391,663.00	10.95	318,365.52	0.00	0.00	73,297.48	81
43990	Other Charges for Services	3,000.00	3,000.00	68.92	1,706.17	0.00	0.00	1,293.83	57
43992	CHS Catering Revenue	144,127.00	39,127.00	0.00	33,399.69	0.00	0.00	5,727.31	85
44990	Other Local Revenue	500.00	1,500.00	0.00	818.19	0.00	0.00	681.81	55
44995	Revenue - Contracted Food Service	70,000.00	0.00	0.00	0.00	0.00	0.00	0.00	0
46520	State Matching	19,900.00	21,900.00	0.00	19,936.96	0.00	0.00	1,963.04	91
47111	USDA School Lunch Program	600,000.00	3,475,463.00	0.00	3,323,650.19	0.00	0.00	151,812.81	96
47112	USDA Commodities	162,000.00	87,000.00	0.00	79,499.70	0.00	0.00	7,500.30	91
47113	Breakfast	90,000.00	598,445.00	0.00	585,872.54	0.00	0.00	12,572.46	98
47114	USDA - Other	2,600.00	195,228.00	0.00	191,868.12	0.00	0.00	3,359.88	98
<b>TOTALS:</b>	<b>Function: 4 -</b>	<b>2,959,345.00</b>	<b>4,850,824.00</b>	<b>124.87</b>	<b>4,572,877.08</b>	<b>0.00</b>	<b>0.00</b>	<b>277,946.92</b>	<b>94</b>

# COLLIERVILLE SCHOOLS

Page: 2 of 3

## REVENUE BY FUNC

07/12/2022

Report Code: BAT\_GL\_TEMPLATE

BATCH QUEUE ID 497683

2:45:46 PM

	BUDGET AMOUNT	ADJUSTED BUDGET	CURRENT ACTIVITY	YTD ACTIVITY	ENCUMBRANCE	REQUISITION	UNENCUMBERED BALANCE	PERCENT ENCMBRD
GRAND TOTAL:	2,959,345.00	4,850,824.00	124.87	4,572,877.08	0.00	0.00	277,946.92	94

# COLLIERVILLE SCHOOLS

## EXPENSES BY FUNCTION

Page: 1 of 3

07/12/2022

Report Code: BAT\_GL\_TEMPLATE

BATCH QUEUE ID 497684

2:49:34 PM

FOR JUNE, 2022

FUNCTION : 73100 - FOOD SERVICE

OBJECT	DESCRIPTION	BUDGET AMOUNT	ADJUSTED BUDGET	CURRENT ACTIVITY	YTD ACTIVITY	ENCUMBRANCE	REQUISITION	UNENCUMBERED BALANCE	PERCENT ENCMBRD
10500	Supervisor/Director	150,650.00	170,650.00	10,094.93	117,665.61	0.00	0.00	52,984.39	69
16200	Clerical Personnel	43,297.00	63,297.00	3,265.23	37,046.81	0.00	0.00	26,250.19	59
16501	Cafeteria Managers	277,462.00	297,462.00	13,232.80	267,074.51	0.00	0.00	30,387.49	90
16502	School Nutrition Technicians	337,575.00	352,575.00	15,660.00	348,543.75	0.00	0.00	4,031.25	99
19800	Sub Teachers-Non-Certified	10,000.00	25,000.00	405.00	8,370.00	0.00	0.00	16,630.00	33
20100	Social Security	48,476.00	63,476.00	2,644.92	45,440.78	0.00	0.00	18,035.22	72
20400	State Retirement	72,168.00	72,168.00	3,049.75	50,815.76	0.00	0.00	21,352.24	70
20600	Life Insurance	2,024.00	2,024.00	0.00	1,683.44	0.00	0.00	340.56	83
20700	Medical Insurance	145,756.00	145,756.00	0.00	92,246.98	0.00	0.00	53,509.02	63
21200	Employer Medicare	11,336.00	16,336.00	618.50	10,626.82	0.00	0.00	5,709.18	65
21700	Retirement - Hybrid Stabilization	2,701.00	10,951.00	312.46	5,173.77	0.00	0.00	5,777.23	47
33600	Maint & Repair-Equipment	38,000.00	38,000.00	0.00	3,725.90	0.00	0.00	34,274.10	10
35400	Transportation - Food	7,500.00	32,500.00	0.00	7,948.17	0.00	0.00	24,551.83	24
35500	Travel	1,000.00	1,000.00	46.97	350.05	0.00	0.00	649.95	35
39900	Other Contracted Services	40,000.00	161,325.00	3,190.00	32,624.95	0.00	0.00	128,700.05	20
39910	Contracted Food Service	900,000.00	1,115,000.00	77,947.98	935,920.27	0.00	0.00	179,079.73	84
42200	Food Supplies	600,000.00	1,325,000.00	9,488.56	859,794.87	0.00	0.00	465,205.13	65
43500	Office Supplies	2,000.00	27,000.00	0.00	4,611.22	0.00	0.00	22,388.78	17
46900	USDA Commodities	162,000.00	87,000.00	0.00	79,499.70	0.00	0.00	7,500.30	91
49900	Other Supplies & Materials	66,000.00	597,904.00	1,178.23	129,791.14	0.00	0.00	468,112.86	22
52400	In-Service/Staff Development	5,400.00	5,400.00	0.00	1,797.88	0.00	0.00	3,602.12	33
59900	Other Charges	2,000.00	7,000.00	0.00	803.53	0.00	0.00	6,196.47	11
71000	Food Service Equipment	34,000.00	234,000.00	0.00	5,537.51	0.00	0.00	228,462.49	2
<b>TOTALS:</b>	<b>Function: 73100 - Food Service</b>	<b>2,959,345.00</b>	<b>4,850,824.00</b>	<b>141,135.33</b>	<b>3,047,093.42</b>	<b>0.00</b>	<b>0.00</b>	<b>1,803,730.58</b>	<b>63</b>

# COLLIERVILLE SCHOOLS

## EXPENSES BY FUNCTION

Page: 2 of 3

07/12/2022

2:49:34 PM

Report Code: BAT\_GL\_TEMPLATE

BATCH QUEUE ID 497684

	BUDGET AMOUNT	ADJUSTED BUDGET	CURRENT ACTIVITY	YTD ACTIVITY	ENCUMBRANCE	REQUISITION	UNENCUMBERED BALANCE	PERCENT ENCMBRD
GRAND TOTAL:	2,959,345.00	4,850,824.00	141,135.33	3,047,093.42	0.00	0.00	1,803,730.58	63

# **FEDERAL PROGRAMS**

# COLLIERVILLE SCHOOLS

## REVENUE BY FUNCTION

BATCH QUEUE ID 497688

FOR JUNE, 2022

PROJECT : 0100 - CONSOLIDATED ADMINISTRATION

Page: 1 of 24

07/12/2022

2:58:17 PM

Report Code: BAT\_GL\_TEMPLATE

OBJECT	DESCRIPTION	BUDGET AMOUNT	ADJUSTED BUDGET	CURRENT ACTIVITY	YTD ACTIVITY	ENCUMBRANCE	REQUISITION	UNENCUMBERED BALANCE	PERCENT ENCMBRD
<b>Function : 47590 - Other Federal Thru State</b>									
00000	No Object Code Required	134,232.00	134,232.00	8,523.40	106,786.39	0.00	0.00	27,445.61	80
<b>TOTALS:</b>	<b>Function: 47590 - Other Federal Thru State</b>	<b>134,232.00</b>	<b>134,232.00</b>	<b>8,523.40</b>	<b>106,786.39</b>	<b>0.00</b>	<b>0.00</b>	<b>27,445.61</b>	<b>80</b>
<b>TOTALS:</b>	<b>Project: 0100 - CONSOLIDATED ADMINISTRATION</b>	<b>134,232.00</b>	<b>134,232.00</b>	<b>8,523.40</b>	<b>106,786.39</b>	<b>0.00</b>	<b>0.00</b>	<b>27,445.61</b>	<b>80</b>

# COLLIERVILLE SCHOOLS

## REVENUE BY FUNCTION

BATCH QUEUE ID 497688

FOR JUNE, 2022

PROJECT : 1000 - TITLE I

Page: 2 of 24

07/12/2022

2:58:17 PM

Report Code: BAT\_GL\_TEMPLATE

OBJECT	DESCRIPTION	BUDGET AMOUNT	ADJUSTED BUDGET	CURRENT ACTIVITY	YTD ACTIVITY	ENCUMBRANCE	REQUISITION	UNENCUMBERED BALANCE	PERCENT ENCMBRD
<b>Function : 47141 - Title I-Grants to Local Edu Agen</b>									
00000	No Object Code Required	1,679,422.00	2,979,157.40	395,082.16	1,778,592.74	0.00	0.00	1,200,564.66	60
<b>TOTALS:</b>	<b>Function: 47141 - Title I-Grants to Local Edu Agen</b>	<b>1,679,422.00</b>	<b>2,979,157.40</b>	<b>395,082.16</b>	<b>1,778,592.74</b>	<b>0.00</b>	<b>0.00</b>	<b>1,200,564.66</b>	<b>60</b>
<b>TOTALS:</b>	<b>Project: 1000 - TITLE I</b>	<b>1,679,422.00</b>	<b>2,979,157.40</b>	<b>395,082.16</b>	<b>1,778,592.74</b>	<b>0.00</b>	<b>0.00</b>	<b>1,200,564.66</b>	<b>60</b>

# COLLIERVILLE SCHOOLS

## REVENUE BY FUNCTION

BATCH QUEUE ID 497688

FOR JUNE, 2022

PROJECT : 2000 - TITLE II

Page: 3 of 24

07/12/2022

2:58:17 PM

Report Code: BAT\_GL\_TEMPLATE

OBJECT	DESCRIPTION	BUDGET AMOUNT	ADJUSTED BUDGET	CURRENT ACTIVITY	YTD ACTIVITY	ENCUMBRANCE	REQUISITION	UNENCUMBERED BALANCE	PERCENT ENCMBRD
<b>Function : 47189 - Title II - Professional Development</b>									
00000	No Object Code Required	193,147.00	297,604.96	0.00	198,990.33	0.00	0.00	98,614.63	67
<b>TOTALS:</b>	<b>Function: 47189 - Title II - Professional Development</b>	<b>193,147.00</b>	<b>297,604.96</b>	<b>0.00</b>	<b>198,990.33</b>	<b>0.00</b>	<b>0.00</b>	<b>98,614.63</b>	<b>67</b>
<b>TOTALS:</b>	<b>Project: 2000 - TITLE II</b>	<b>193,147.00</b>	<b>297,604.96</b>	<b>0.00</b>	<b>198,990.33</b>	<b>0.00</b>	<b>0.00</b>	<b>98,614.63</b>	<b>67</b>

# COLLIERVILLE SCHOOLS

## REVENUE BY FUNCTION

Page: 4 of 24

07/12/2022

2:58:17 PM

Report Code: BAT\_GL\_TEMPLATE

BATCH QUEUE ID 497688

FOR JUNE, 2022

PROJECT : 3000 - TITLE III

OBJECT	DESCRIPTION	BUDGET AMOUNT	ADJUSTED BUDGET	CURRENT ACTIVITY	YTD ACTIVITY	ENCUMBRANCE	REQUISITION	UNENCUMBERED BALANCE	PERCENT ENCMBRD
<b>Function : 47146 - English Language Acquisition Grants</b>									
00000	No Object Code Required	40,363.77	67,621.84	0.00	7,218.74	0.00	0.00	60,403.10	11
<b>TOTALS:</b>	<b>Function: 47146 - English Language Acquisition Grants</b>	<b>40,363.77</b>	<b>67,621.84</b>	<b>0.00</b>	<b>7,218.74</b>	<b>0.00</b>	<b>0.00</b>	<b>60,403.10</b>	<b>11</b>
<b>TOTALS:</b>	<b>Project: 3000 - TITLE III</b>	<b>40,363.77</b>	<b>67,621.84</b>	<b>0.00</b>	<b>7,218.74</b>	<b>0.00</b>	<b>0.00</b>	<b>60,403.10</b>	<b>11</b>

# COLLIERVILLE SCHOOLS

## REVENUE BY FUNCTION

BATCH QUEUE ID 497688

FOR JUNE, 2022

PROJECT : 3110 - TITLE III IMMIGRANT

Page: 5 of 24

07/12/2022

2:58:17 PM

Report Code: BAT\_GL\_TEMPLATE

OBJECT	DESCRIPTION	BUDGET AMOUNT	ADJUSTED BUDGET	CURRENT ACTIVITY	YTD ACTIVITY	ENCUMBRANCE	REQUISITION	UNENCUMBERED BALANCE	PERCENT ENCMBRD
<b>Function : 47146 - English Language Acquisition Grants</b>									
00000	No Object Code Required	5,965.82	5,965.82	0.00	0.00	0.00	0.00	5,965.82	0
<b>TOTALS:</b>	<b>Function: 47146 - English Language Acquisition Grants</b>	<b>5,965.82</b>	<b>5,965.82</b>	<b>0.00</b>	<b>0.00</b>	<b>0.00</b>	<b>0.00</b>	<b>5,965.82</b>	<b>0</b>
<b>TOTALS:</b>	<b>Project: 3110 - TITLE III IMMIGRANT</b>	<b>5,965.82</b>	<b>5,965.82</b>	<b>0.00</b>	<b>0.00</b>	<b>0.00</b>	<b>0.00</b>	<b>5,965.82</b>	<b>0</b>

# COLLIERVILLE SCHOOLS

## REVENUE BY FUNCTION

BATCH QUEUE ID 497688

FOR JUNE, 2022

PROJECT : 4000 - TITLE IV

Page: 6 of 24

07/12/2022

2:58:17 PM

Report Code: BAT\_GL\_TEMPLATE

OBJECT	DESCRIPTION	BUDGET AMOUNT	ADJUSTED BUDGET	CURRENT ACTIVITY	YTD ACTIVITY	ENCUMBRANCE	REQUISITION	UNENCUMBERED BALANCE	PERCENT ENCMBRD
<b>Function : 47590 - Other Federal Thru State</b>									
00000	No Object Code Required	138,281.48	138,410.00	10,422.06	96,998.00	0.00	0.00	41,412.00	70
<b>TOTALS:</b>	<b>Function: 47590 - Other Federal Thru State</b>	<b>138,281.48</b>	<b>138,410.00</b>	<b>10,422.06</b>	<b>96,998.00</b>	<b>0.00</b>	<b>0.00</b>	<b>41,412.00</b>	<b>70</b>
<b>TOTALS:</b>	<b>Project: 4000 - Title IV</b>	<b>138,281.48</b>	<b>138,410.00</b>	<b>10,422.06</b>	<b>96,998.00</b>	<b>0.00</b>	<b>0.00</b>	<b>41,412.00</b>	<b>70</b>

# COLLIERVILLE SCHOOLS

## REVENUE BY FUNCTION

BATCH QUEUE ID 497688

FOR JUNE, 2022

PROJECT : 7000 - ARP HOMELESS

Page: 7 of 24

07/12/2022

2:58:17 PM

Report Code: BAT\_GL\_TEMPLATE

OBJECT	DESCRIPTION	BUDGET AMOUNT	ADJUSTED BUDGET	CURRENT ACTIVITY	YTD ACTIVITY	ENCUMBRANCE	REQUISITION	UNENCUMBERED BALANCE	PERCENT ENCMBRD
<b>Function : 47404 - ARP Homeless</b>									
00000	No Object Code Required	44,321.62	48,040.93	498.00	925.50	0.00	0.00	47,115.43	2
<b>TOTALS:</b>	<b>Function: 47404 - ARP Homeless</b>	<b>44,321.62</b>	<b>48,040.93</b>	<b>498.00</b>	<b>925.50</b>	<b>0.00</b>	<b>0.00</b>	<b>47,115.43</b>	<b>2</b>
<b>TOTALS:</b>	<b>Project: 7000 - ARP Homeless</b>	<b>44,321.62</b>	<b>48,040.93</b>	<b>498.00</b>	<b>925.50</b>	<b>0.00</b>	<b>0.00</b>	<b>47,115.43</b>	<b>2</b>

# COLLIERVILLE SCHOOLS

## REVENUE BY FUNCTION

BATCH QUEUE ID 497688

FOR JUNE, 2022

PROJECT : 8005 - CARL PERKINS

Page: 8 of 24

07/12/2022

2:58:17 PM

Report Code: BAT\_GL\_TEMPLATE

OBJECT	DESCRIPTION	BUDGET AMOUNT	ADJUSTED BUDGET	CURRENT ACTIVITY	YTD ACTIVITY	ENCUMBRANCE	REQUISITION	UNENCUMBERED BALANCE	PERCENT ENCMBRD
<b>Function : 47131 - Vocational Educ-Basic Grants to St</b>									
00000	No Object Code Required	92,634.47	92,634.47	14,870.64	74,822.31	0.00	0.00	17,812.16	81
<b>TOTALS:</b>	<b>Function: 47131 - Vocational Educ-Basic Grants to St</b>	<b>92,634.47</b>	<b>92,634.47</b>	<b>14,870.64</b>	<b>74,822.31</b>	<b>0.00</b>	<b>0.00</b>	<b>17,812.16</b>	<b>81</b>
<b>TOTALS:</b>	<b>Project: 8005 - Carl Perkins</b>	<b>92,634.47</b>	<b>92,634.47</b>	<b>14,870.64</b>	<b>74,822.31</b>	<b>0.00</b>	<b>0.00</b>	<b>17,812.16</b>	<b>81</b>

# COLLIERVILLE SCHOOLS

## REVENUE BY FUNCTION

Page: 9 of 24

07/12/2022

2:58:17 PM

Report Code: BAT\_GL\_TEMPLATE

BATCH QUEUE ID 497688

FOR JUNE, 2022

PROJECT : 8930 - IDEA PARTNERSHIP FOR SYSTEMIC CHANGE

OBJECT	DESCRIPTION	BUDGET AMOUNT	ADJUSTED BUDGET	CURRENT ACTIVITY	YTD ACTIVITY	ENCUMBRANCE	REQUISITION	UNENCUMBERED BALANCE	PERCENT ENCMBRD
<b>Function : 47143 - Special Education - Grants to States</b>									
00000	No Object Code Required	536.48	536.48	265.69	265.69	0.00	0.00	270.79	50
<b>TOTALS:</b>	<b>Function: 47143 - Special Education - Grants to States</b>	<b>536.48</b>	<b>536.48</b>	<b>265.69</b>	<b>265.69</b>	<b>0.00</b>	<b>0.00</b>	<b>270.79</b>	<b>50</b>
<b>TOTALS:</b>	<b>Project: 8930 - IDEA PARTNERSHIP FOR SYSTEMIC CHANGE</b>	<b>536.48</b>	<b>536.48</b>	<b>265.69</b>	<b>265.69</b>	<b>0.00</b>	<b>0.00</b>	<b>270.79</b>	<b>50</b>

# COLLIERVILLE SCHOOLS

## REVENUE BY FUNCTION

Page: 10 of 24

07/12/2022

2:58:17 PM

Report Code: BAT\_GL\_TEMPLATE

BATCH QUEUE ID 497688

FOR JUNE, 2022

PROJECT : 9000 - IDEA PART B

OBJECT	DESCRIPTION	BUDGET AMOUNT	ADJUSTED BUDGET	CURRENT ACTIVITY	YTD ACTIVITY	ENCUMBRANCE	REQUISITION	UNENCUMBERED BALANCE	PERCENT ENCMBRD
<b>Function : 47143 - Special Education - Grants to States</b>									
00000	No Object Code Required	1,773,434.25	2,172,691.79	160,335.66	1,584,596.66	0.00	0.00	588,095.13	73
<b>TOTALS:</b>	<b>Function: 47143 - Special Education - Grants to States</b>	<b>1,773,434.25</b>	<b>2,172,691.79</b>	<b>160,335.66</b>	<b>1,584,596.66</b>	<b>0.00</b>	<b>0.00</b>	<b>588,095.13</b>	<b>73</b>
<b>TOTALS:</b>	<b>Project: 9000 - IDEA PART B</b>	<b>1,773,434.25</b>	<b>2,172,691.79</b>	<b>160,335.66</b>	<b>1,584,596.66</b>	<b>0.00</b>	<b>0.00</b>	<b>588,095.13</b>	<b>73</b>

# COLLIERVILLE SCHOOLS

## REVENUE BY FUNCTION

Report Code: BAT\_GL\_TEMPLATE

BATCH QUEUE ID 497688

FOR JUNE, 2022

PROJECT : 9010 - ARP IDEA PART B

OBJECT	DESCRIPTION	BUDGET AMOUNT	ADJUSTED BUDGET	CURRENT ACTIVITY	YTD ACTIVITY	ENCUMBRANCE	REQUISITION	UNENCUMBERED BALANCE	PERCENT ENCMBRD
<b>Function : 47402 - ARP IDEA Part B</b>									
00000	No Object Code Required	396,592.24	396,592.24	15,132.21	132,551.45	0.00	0.00	264,040.79	33
<b>TOTALS:</b>	<b>Function: 47402 - ARP IDEA Part B</b>	<b>396,592.24</b>	<b>396,592.24</b>	<b>15,132.21</b>	<b>132,551.45</b>	<b>0.00</b>	<b>0.00</b>	<b>264,040.79</b>	<b>33</b>
<b>TOTALS:</b>	<b>Project: 9010 - ARP IDEA PART B</b>	<b>396,592.24</b>	<b>396,592.24</b>	<b>15,132.21</b>	<b>132,551.45</b>	<b>0.00</b>	<b>0.00</b>	<b>264,040.79</b>	<b>33</b>

# COLLIERVILLE SCHOOLS

## REVENUE BY FUNCTION

BATCH QUEUE ID 497688

FOR JUNE, 2022

PROJECT : 9100 - IDEA PRESCHOOL INCENTIVE

Page: 12 of 24

07/12/2022

2:58:17 PM

Report Code: BAT\_GL\_TEMPLATE

OBJECT	DESCRIPTION	BUDGET AMOUNT	ADJUSTED BUDGET	CURRENT ACTIVITY	YTD ACTIVITY	ENCUMBRANCE	REQUISITION	UNENCUMBERED BALANCE	PERCENT ENCMBRD
<b>Function : 47145 - Special Education Preschool Grants</b>									
00000	No Object Code Required	32,849.00	47,478.54	0.00	12,585.05	0.00	0.00	34,893.49	27
<b>TOTALS:</b>	<b>Function: 47145 - Special Education Preschool Grants</b>	<b>32,849.00</b>	<b>47,478.54</b>	<b>0.00</b>	<b>12,585.05</b>	<b>0.00</b>	<b>0.00</b>	<b>34,893.49</b>	<b>27</b>
<b>TOTALS:</b>	<b>Project: 9100 - IDEA PRESCHOOL INCENTIVE</b>	<b>32,849.00</b>	<b>47,478.54</b>	<b>0.00</b>	<b>12,585.05</b>	<b>0.00</b>	<b>0.00</b>	<b>34,893.49</b>	<b>27</b>

# COLLIERVILLE SCHOOLS

## REVENUE BY FUNCTION

BATCH QUEUE ID 497688

FOR JUNE, 2022

PROJECT : 9110 - ARP IDEA PRESCHOOL

Page: 13 of 24

07/12/2022

2:58:17 PM

Report Code: BAT\_GL\_TEMPLATE

OBJECT	DESCRIPTION	BUDGET AMOUNT	ADJUSTED BUDGET	CURRENT ACTIVITY	YTD ACTIVITY	ENCUMBRANCE	REQUISITION	UNENCUMBERED BALANCE	PERCENT ENCMBRD
<b>Function : 47403 - ARP IDEA Preschool</b>									
00000	No Object Code Required	31,476.51	31,476.51	0.00	29,641.89	0.00	0.00	1,834.62	94
<b>TOTALS:</b>	<b>Function: 47403 - ARP IDEA Preschool</b>	<b>31,476.51</b>	<b>31,476.51</b>	<b>0.00</b>	<b>29,641.89</b>	<b>0.00</b>	<b>0.00</b>	<b>1,834.62</b>	<b>94</b>
<b>TOTALS:</b>	<b>Project: 9110 - ARP IDEA PRESCHOOL</b>	<b>31,476.51</b>	<b>31,476.51</b>	<b>0.00</b>	<b>29,641.89</b>	<b>0.00</b>	<b>0.00</b>	<b>1,834.62</b>	<b>94</b>

# COLLIERVILLE SCHOOLS

## REVENUE BY FUNCTION

BATCH QUEUE ID 497688

FOR JUNE, 2022

PROJECT : 9310 - ESSER GRANT

Page: 14 of 24

07/12/2022

2:58:17 PM

Report Code: BAT\_GL\_TEMPLATE

OBJECT	DESCRIPTION	BUDGET AMOUNT	ADJUSTED BUDGET	CURRENT ACTIVITY	YTD ACTIVITY	ENCUMBRANCE	REQUISITION	UNENCUMBERED BALANCE	PERCENT ENCMBRD
<b>Function : 47301 - ESSER Grant</b>									
00000	No Object Code Required	81,751.30	81,751.30	34,474.09	69,742.82	0.00	0.00	12,008.48	85
<b>TOTALS:</b>	<b>Function: 47301 - ESSER Grant</b>	<b>81,751.30</b>	<b>81,751.30</b>	<b>34,474.09</b>	<b>69,742.82</b>	<b>0.00</b>	<b>0.00</b>	<b>12,008.48</b>	<b>85</b>
<b>TOTALS:</b>	<b>Project: 9310 - ESSER GRANT</b>	<b>81,751.30</b>	<b>81,751.30</b>	<b>34,474.09</b>	<b>69,742.82</b>	<b>0.00</b>	<b>0.00</b>	<b>12,008.48</b>	<b>85</b>

# COLLIERVILLE SCHOOLS

## REVENUE BY FUNCTION

BATCH QUEUE ID 497688

FOR JUNE, 2022

PROJECT : 9350 - ESSER GRANT 2.0

Page: 15 of 24

07/12/2022

2:58:17 PM

Report Code: BAT\_GL\_TEMPLATE

OBJECT	DESCRIPTION	BUDGET AMOUNT	ADJUSTED BUDGET	CURRENT ACTIVITY	YTD ACTIVITY	ENCUMBRANCE	REQUISITION	UNENCUMBERED BALANCE	PERCENT ENCMBRD
<b>Function : 47307 - ESSER 2.0</b>									
00000	No Object Code Required	6,350,734.96	6,350,734.96	71,608.84	5,077,449.40	0.00	0.00	1,273,285.56	80
<b>TOTALS:</b>	<b>Function: 47307 - ESSER 2.0</b>	<b>6,350,734.96</b>	<b>6,350,734.96</b>	<b>71,608.84</b>	<b>5,077,449.40</b>	<b>0.00</b>	<b>0.00</b>	<b>1,273,285.56</b>	<b>80</b>
<b>TOTALS:</b>	<b>Project: 9350 - ESSER GRANT 2.0</b>	<b>6,350,734.96</b>	<b>6,350,734.96</b>	<b>71,608.84</b>	<b>5,077,449.40</b>	<b>0.00</b>	<b>0.00</b>	<b>1,273,285.56</b>	<b>80</b>

# COLLIERVILLE SCHOOLS

## REVENUE BY FUNCTION

Report Code: BAT\_GL\_TEMPLATE

BATCH QUEUE ID 497688

FOR JUNE, 2022

PROJECT : 9360 - ESSER GRANT 3.0

OBJECT	DESCRIPTION	BUDGET AMOUNT	ADJUSTED BUDGET	CURRENT ACTIVITY	YTD ACTIVITY	ENCUMBRANCE	REQUISITION	UNENCUMBERED BALANCE	PERCENT ENCMBRD
<b>Function : 47401 - ESSER 3.0</b>									
00000	No Object Code Required	16,014,595.45	16,014,595.45	136,385.90	2,482,793.57	0.00	0.00	13,531,801.88	16
<b>TOTALS:</b>	<b>Function: 47401 - ESSER 3.0</b>	<b>16,014,595.45</b>	<b>16,014,595.45</b>	<b>136,385.90</b>	<b>2,482,793.57</b>	<b>0.00</b>	<b>0.00</b>	<b>13,531,801.88</b>	<b>16</b>
<b>TOTALS:</b>	<b>Project: 9360 - ESSER GRANT 3.0</b>	<b>16,014,595.45</b>	<b>16,014,595.45</b>	<b>136,385.90</b>	<b>2,482,793.57</b>	<b>0.00</b>	<b>0.00</b>	<b>13,531,801.88</b>	<b>16</b>

# COLLIERVILLE SCHOOLS

## REVENUE BY FUNCTION

Page: 17 of 24

07/12/2022

2:58:17 PM

Report Code: BAT\_GL\_TEMPLATE

BATCH QUEUE ID 497688

FOR JUNE, 2022

PROJECT : 9370 - INNOVATIVE HIGH SCHOOLS GRANT

OBJECT	DESCRIPTION	BUDGET AMOUNT	ADJUSTED BUDGET	CURRENT ACTIVITY	YTD ACTIVITY	ENCUMBRANCE	REQUISITION	UNENCUMBERED BALANCE	PERCENT ENCMBRD
<b>Function : 47310 - Innovative High School Grant</b>									
00000	No Object Code Required	2,000,000.00	2,000,000.00	0.00	372,934.45	0.00	0.00	1,627,065.55	19
<b>TOTALS:</b>	<b>Function: 47310 - Innovative High School Grant</b>	<b>2,000,000.00</b>	<b>2,000,000.00</b>	<b>0.00</b>	<b>372,934.45</b>	<b>0.00</b>	<b>0.00</b>	<b>1,627,065.55</b>	<b>19</b>
<b>TOTALS:</b>	<b>Project: 9370 - Innovative High Schools Grant</b>	<b>2,000,000.00</b>	<b>2,000,000.00</b>	<b>0.00</b>	<b>372,934.45</b>	<b>0.00</b>	<b>0.00</b>	<b>1,627,065.55</b>	<b>19</b>

# COLLIERVILLE SCHOOLS

## REVENUE BY FUNCTION

Report Code: BAT\_GL\_TEMPLATE

BATCH QUEUE ID 497688

FOR JUNE, 2022

PROJECT : 9380 - TN ALL CORPS GRANT

OBJECT	DESCRIPTION	BUDGET AMOUNT	ADJUSTED BUDGET	CURRENT ACTIVITY	YTD ACTIVITY	ENCUMBRANCE	REQUISITION	UNENCUMBERED BALANCE	PERCENT ENCMBRD
<b>Function : 47401 - ESSER 3.0</b>									
00000	No Object Code Required	490,000.00	490,000.00	112,550.75	472,943.38	0.00	0.00	17,056.62	97
<b>TOTALS:</b>	<b>Function: 47401 - ESSER 3.0</b>	<b>490,000.00</b>	<b>490,000.00</b>	<b>112,550.75</b>	<b>472,943.38</b>	<b>0.00</b>	<b>0.00</b>	<b>17,056.62</b>	<b>97</b>
<b>TOTALS:</b>	<b>Project: 9380 - TN ALL CORPS GRANT</b>	<b>490,000.00</b>	<b>490,000.00</b>	<b>112,550.75</b>	<b>472,943.38</b>	<b>0.00</b>	<b>0.00</b>	<b>17,056.62</b>	<b>97</b>

# COLLIERVILLE SCHOOLS

## REVENUE BY FUNCTION

BATCH QUEUE ID 497688

FOR JUNE, 2022

PROJECT : 9390 - FISCAL PRE-MONITORING SUPPORTS GRANT

Page: 19 of 24

07/12/2022

2:58:17 PM

Report Code: BAT\_GL\_TEMPLATE

OBJECT	DESCRIPTION	BUDGET AMOUNT	ADJUSTED BUDGET	CURRENT ACTIVITY	YTD ACTIVITY	ENCUMBRANCE	REQUISITION	UNENCUMBERED BALANCE	PERCENT ENCMBRD
<b>Function : 47307 - ESSER 2.0</b>									
00000	No Object Code Required	46,200.00	46,200.00	0.00	0.00	0.00	0.00	46,200.00	0
<b>TOTALS:</b>	<b>Function: 47307 - ESSER 2.0</b>	<b>46,200.00</b>	<b>46,200.00</b>	<b>0.00</b>	<b>0.00</b>	<b>0.00</b>	<b>0.00</b>	<b>46,200.00</b>	<b>0</b>
<b>TOTALS:</b>	<b>Project: 9390 - Fiscal Pre-Monitoring Supports Grant</b>	<b>46,200.00</b>	<b>46,200.00</b>	<b>0.00</b>	<b>0.00</b>	<b>0.00</b>	<b>0.00</b>	<b>46,200.00</b>	<b>0</b>

# COLLIERVILLE SCHOOLS

## REVENUE BY FUNCTION

BATCH QUEUE ID 497688

FOR JUNE, 2022

PROJECT : 9410 - EPIDEMIOLOGY AND LABORATORY CAPACITY GRANT

Page: 20 of 24

07/12/2022

2:58:17 PM

Report Code: BAT\_GL\_TEMPLATE

OBJECT	DESCRIPTION	BUDGET AMOUNT	ADJUSTED BUDGET	CURRENT ACTIVITY	YTD ACTIVITY	ENCUMBRANCE	REQUISITION	UNENCUMBERED BALANCE	PERCENT ENCMBRD
<b>Function : 47590 - Other Federal Thru State</b>									
00000	No Object Code Required	2,492,699.69	2,492,699.69	66,860.87	776,380.58	0.00	0.00	1,716,319.11	31
<b>TOTALS:</b>	<b>Function: 47590 - Other Federal Thru State</b>	<b>2,492,699.69</b>	<b>2,492,699.69</b>	<b>66,860.87</b>	<b>776,380.58</b>	<b>0.00</b>	<b>0.00</b>	<b>1,716,319.11</b>	<b>31</b>
<b>TOTALS:</b>	<b>Project: 9410 - Epidemiology and Laboratory Capacity Grant</b>	<b>2,492,699.69</b>	<b>2,492,699.69</b>	<b>66,860.87</b>	<b>776,380.58</b>	<b>0.00</b>	<b>0.00</b>	<b>1,716,319.11</b>	<b>31</b>

# COLLIERVILLE SCHOOLS

## REVENUE BY FUNCTION

Report Code: BAT\_GL\_TEMPLATE

BATCH QUEUE ID 497688

FOR JUNE, 2022

PROJECT : 9510 - EARLY LITERACY NETWORK GRANT

OBJECT	DESCRIPTION	BUDGET AMOUNT	ADJUSTED BUDGET	CURRENT ACTIVITY	YTD ACTIVITY	ENCUMBRANCE	REQUISITION	UNENCUMBERED BALANCE	PERCENT ENCMBRD
<b>Function : 47309 - Early Literacy Networks</b>									
00000	No Object Code Required	80,000.00	80,000.00	0.00	0.00	0.00	0.00	80,000.00	0
<b>TOTALS:</b>	<b>Function: 47309 - Early Literacy Networks</b>	<b>80,000.00</b>	<b>80,000.00</b>	<b>0.00</b>	<b>0.00</b>	<b>0.00</b>	<b>0.00</b>	<b>80,000.00</b>	<b>0</b>
<b>TOTALS:</b>	<b>Project: 9510 - Early Literacy Network Grant</b>	<b>80,000.00</b>	<b>80,000.00</b>	<b>0.00</b>	<b>0.00</b>	<b>0.00</b>	<b>0.00</b>	<b>80,000.00</b>	<b>0</b>

# COLLIERVILLE SCHOOLS

## REVENUE BY FUNCTION

Page: 22 of 24

07/12/2022

2:58:17 PM

Report Code: BAT\_GL\_TEMPLATE

BATCH QUEUE ID 497688

FOR JUNE, 2022

PROJECT : 9520 - LITERACY TRAINING TEACHER STIPEND GRANT

OBJECT	DESCRIPTION	BUDGET AMOUNT	ADJUSTED BUDGET	CURRENT ACTIVITY	YTD ACTIVITY	ENCUMBRANCE	REQUISITION	UNENCUMBERED BALANCE	PERCENT ENCMBRD
<b>Function : 47309 - Early Literacy Networks</b>									
00000	No Object Code Required	1,000.00	1,000.00	0.00	1,000.00	0.00	0.00	0.00	100
<b>TOTALS:</b>	<b>Function: 47309 - Early Literacy Networks</b>	<b>1,000.00</b>	<b>1,000.00</b>	<b>0.00</b>	<b>1,000.00</b>	<b>0.00</b>	<b>0.00</b>	<b>0.00</b>	<b>100</b>
<b>TOTALS:</b>	<b>Project: 9520 - Literacy Training Teacher Stipend Grant</b>	<b>1,000.00</b>	<b>1,000.00</b>	<b>0.00</b>	<b>1,000.00</b>	<b>0.00</b>	<b>0.00</b>	<b>0.00</b>	<b>100</b>

# COLLIERVILLE SCHOOLS

## REVENUE BY FUNCTION

Page: 23 of 24

07/12/2022

2:58:17 PM

Report Code: BAT\_GL\_TEMPLATE

BATCH QUEUE ID 497688

	BUDGET AMOUNT	ADJUSTED BUDGET	CURRENT ACTIVITY	YTD ACTIVITY	ENCUMBRANCE	REQUISITION	UNENCUMBERED BALANCE	PERCENT ENCMBRD
GRAND TOTAL:	32,120,238.04	33,969,424.38	1,027,010.27	13,277,218.95	0.00	0.00	20,692,205.43	39

# COLLIERVILLE SCHOOLS

## EXPENSES BY FUNCTION

Page: 1 of 33

07/12/2022

2:57:56 PM

Report Code: BAT\_GL\_TEMPLATE

BATCH QUEUE ID 497687

FOR JUNE, 2022

PROJECT : 0100 - CONSOLIDATED ADMINISTRATION

OBJECT	DESCRIPTION	BUDGET AMOUNT	ADJUSTED BUDGET	CURRENT ACTIVITY	YTD ACTIVITY	ENCUMBRANCE	REQUISITION	UNENCUMBERED BALANCE	PERCENT ENCMBRD
<b>Function : 72210 - Regular Instruction Program Support</b>									
10500	Supervisor/Director	87,000.00	88,280.00	6,790.53	88,277.00	0.00	0.00	3.00	100
16100	Secretary(s)	21,670.00	4,999.00	0.00	4,998.66	0.00	0.00	0.34	100
20100	Social Security	6,740.00	6,820.00	421.03	5,761.77	0.00	0.00	1,058.23	84
20400	State Retirement	11,000.00	11,132.00	699.42	9,562.32	0.00	0.00	1,569.68	86
20600	Life Insurance	330.00	335.00	0.00	272.14	0.00	0.00	62.86	81
21200	Employer Medicare	1,580.00	1,600.00	98.46	1,347.40	0.00	0.00	252.60	84
49900	Other Supplies & Materials	3,456.00	1,939.00	0.00	323.00	0.00	0.00	1,616.00	17
52400	In-Service/Staff Development	0.00	16,671.00	532.08	2,734.96	0.00	0.00	13,936.04	16
<b>TOTALS:</b>	<b>Function: 72210 - Regular Instruction Program Support</b>	<b>131,776.00</b>	<b>131,776.00</b>	<b>8,541.52</b>	<b>113,277.25</b>	<b>0.00</b>	<b>0.00</b>	<b>18,498.75</b>	<b>86</b>
<b>Function : 99100 - Transfers Out</b>									
50400	Indirect Cost	2,456.00	2,456.00	160.19	2,210.85	0.00	0.00	245.15	90
<b>TOTALS:</b>	<b>Function: 99100 - Transfers Out</b>	<b>2,456.00</b>	<b>2,456.00</b>	<b>160.19</b>	<b>2,210.85</b>	<b>0.00</b>	<b>0.00</b>	<b>245.15</b>	<b>90</b>
<b>TOTALS:</b>	<b>Project: 0100 - CONSOLIDATED ADMINISTRATION</b>	<b>134,232.00</b>	<b>134,232.00</b>	<b>8,701.71</b>	<b>115,488.10</b>	<b>0.00</b>	<b>0.00</b>	<b>18,743.90</b>	<b>86</b>

# COLLIERVILLE SCHOOLS

## EXPENSES BY FUNCTION

Page: 2 of 33

07/12/2022

Report Code: BAT\_GL\_TEMPLATE

BATCH QUEUE ID 497687

2:57:56 PM

FOR JUNE, 2022

PROJECT : 1000 - TITLE I

OBJECT	DESCRIPTION	BUDGET AMOUNT	ADJUSTED BUDGET	CURRENT ACTIVITY	YTD ACTIVITY	ENCUMBRANCE	REQUISITION	UNENCUMBERED BALANCE	PERCENT ENCMBRD
<b>Function : 71100 - Regular Instruction Program</b>									
11600	Teachers	435,000.00	389,810.00	50,002.55	336,436.99	0.00	0.00	53,373.01	86
16300	Educational Assistants	184,000.00	115,027.00	5,607.91	93,047.54	0.00	0.00	21,979.46	81
18900	Other Salaries & Wages	0.00	165,264.95	72,648.32	122,205.10	0.00	0.00	43,059.85	74
19500	Sub Teachers-Certified	0.00	15,649.26	0.00	0.00	0.00	0.00	15,649.26	0
20100	Social Security	39,000.00	42,668.08	7,951.89	32,643.66	0.00	0.00	10,024.42	77
20400	State Retirement	48,000.00	52,178.54	10,620.45	43,589.65	0.00	0.00	8,588.89	84
20600	Life Insurance	2,000.00	1,692.70	0.00	1,460.58	0.00	0.00	232.12	86
20700	Medical Insurance	80,000.00	65,828.55	0.00	54,928.88	0.00	0.00	10,899.67	83
21200	Employer Medicare	9,000.00	9,974.10	1,859.67	7,634.27	0.00	0.00	2,339.83	77
39900	Other Contracted Services	37,000.00	71,549.00	10,877.81	57,697.80	0.00	0.00	13,851.20	81
42900	Instructional Supplies & Materials	700.00	69,949.91	61.74	58,509.86	0.00	0.00	11,440.05	84
44900	Textbooks	0.00	20,500.00	0.00	0.00	0.00	0.00	20,500.00	0
49900	Other Supplies & Materials	4,451.84	106,117.82	1,732.66	57,809.41	0.00	0.00	48,308.41	54
59900	Other Charges	0.00	2,590.00	0.00	2,590.00	0.00	0.00	0.00	100
72200	Reg Inst Equipment	0.00	602,082.41	167,507.22	526,759.73	0.00	0.00	75,322.68	87
<b>TOTALS:</b>	<b>Function: 71100 - Regular Instruction Program</b>	<b>839,151.84</b>	<b>1,730,882.32</b>	<b>328,870.22</b>	<b>1,395,313.47</b>	<b>0.00</b>	<b>0.00</b>	<b>335,568.85</b>	<b>81</b>
<b>Function : 71150 - Alternative Instruction Program</b>									
18900	Other Salaries & Wages	56,000.00	59,739.00	6,892.96	59,739.00	0.00	0.00	0.00	100
20100	Social Security	3,500.00	3,703.82	427.35	3,725.92	0.00	0.00	-22.10	101
20400	State Retirement	3,900.00	6,153.12	672.99	6,116.17	0.00	0.00	36.95	99
20600	Life Insurance	170.00	180.00	0.00	180.00	0.00	0.00	0.00	100
21200	Employer Medicare	806.00	866.22	99.96	871.47	0.00	0.00	-5.25	101
42900	Instructional Supplies & Materials	0.00	7,000.00	0.00	0.00	0.00	0.00	7,000.00	0
49900	Other Supplies & Materials	0.00	6,323.50	0.00	0.00	0.00	0.00	6,323.50	0
<b>TOTALS:</b>	<b>Function: 71150 - Alternative Instruction Program</b>	<b>64,376.00</b>	<b>83,965.66</b>	<b>8,093.26</b>	<b>70,632.56</b>	<b>0.00</b>	<b>0.00</b>	<b>13,333.10</b>	<b>84</b>
<b>Function : 72130 - Other Student Support</b>									
12300	Guidance Personnel	0.00	48,581.00	7,242.74	28,970.96	0.00	0.00	19,610.04	60
13000	Social Workers	63,000.00	63,000.00	5,561.94	41,109.66	0.00	0.00	21,890.34	65
18900	Other Salaries & Wages	27,000.00	5,000.00	2,880.00	4,980.00	0.00	0.00	20.00	100

# COLLIERVILLE SCHOOLS

## EXPENSES BY FUNCTION

Page: 3 of 33

07/12/2022

2:57:56 PM

Report Code: BAT\_GL\_TEMPLATE

BATCH QUEUE ID 497687

FOR JUNE, 2022

PROJECT : 1000 - TITLE I

OBJECT	DESCRIPTION	BUDGET AMOUNT	ADJUSTED BUDGET	CURRENT ACTIVITY	YTD ACTIVITY	ENCUMBRANCE	REQUISITION	UNENCUMBERED BALANCE	PERCENT ENCMBRD
20100	Social Security	5,055.00	7,228.02	972.41	4,505.32	0.00	0.00	2,722.70	62
20400	State Retirement	6,425.00	8,359.36	1,156.26	5,375.23	0.00	0.00	2,984.13	64
20600	Life Insurance	189.00	334.74	0.00	218.25	0.00	0.00	116.49	65
20700	Medical Insurance	6,900.00	9,000.00	0.00	8,227.44	0.00	0.00	772.56	91
21200	Employer Medicare	1,300.00	1,691.92	227.42	1,053.65	0.00	0.00	638.27	62
32200	Evaluation & Testing	122,700.00	0.00	0.00	0.00	0.00	0.00	0.00	0
35500	Travel	0.00	505.71	65.29	194.88	0.00	0.00	310.83	39
39900	Other Contracted Services	0.00	11,000.00	1,200.00	8,670.00	0.00	0.00	2,330.00	79
<b>TOTALS:</b>	<b>Function: 72130 - Other Student Support</b>	<b>232,569.00</b>	<b>154,700.75</b>	<b>19,306.06</b>	<b>103,305.39</b>	<b>0.00</b>	<b>0.00</b>	<b>51,395.36</b>	<b>67</b>
<b>Function : 72210 - Regular Instruction Program Support</b>									
16200	Clerical Personnel	40,000.00	32,376.64	1,527.20	31,226.47	0.00	0.00	1,150.17	96
18900	Other Salaries & Wages	325,336.00	442,598.00	154,937.26	425,798.00	0.00	0.00	16,800.00	96
20100	Social Security	22,628.00	29,448.67	9,702.00	26,376.17	0.00	0.00	3,072.50	90
20400	State Retirement	37,199.00	37,298.25	14,261.23	44,071.85	0.00	0.00	-6,773.60	118
20600	Life Insurance	1,249.00	955.35	0.00	957.20	0.00	0.00	-1.85	100
20700	Medical Insurance	51,220.00	62,317.00	0.00	61,113.68	0.00	0.00	1,203.32	98
21200	Employer Medicare	5,300.00	6,887.13	2,268.96	6,168.53	0.00	0.00	718.60	90
49900	Other Supplies & Materials	0.00	114,361.55	0.00	55,074.23	0.00	0.00	59,287.32	48
49901	Other Supplies & Materials - Set Aside	20,633.54	20,633.54	3,279.75	3,279.75	0.00	0.00	17,353.79	16
52400	In-Service/Staff Development	0.00	207,400.00	16,022.41	84,319.44	0.00	0.00	123,080.56	41
<b>TOTALS:</b>	<b>Function: 72210 - Regular Instruction Program Support</b>	<b>503,565.54</b>	<b>954,276.13</b>	<b>201,998.81</b>	<b>738,385.32</b>	<b>0.00</b>	<b>0.00</b>	<b>215,890.81</b>	<b>77</b>
<b>Function : 72710 - Transportation</b>									
39900	Other Contracted Services	0.00	12,190.00	2,949.06	4,808.25	0.00	0.00	7,381.75	39
<b>TOTALS:</b>	<b>Function: 72710 - Transportation</b>	<b>0.00</b>	<b>12,190.00</b>	<b>2,949.06</b>	<b>4,808.25</b>	<b>0.00</b>	<b>0.00</b>	<b>7,381.75</b>	<b>39</b>
<b>Function : 99100 - Transfers Out</b>									
50400	Indirect Cost	39,759.62	43,142.54	0.00	27,365.16	0.00	0.00	15,777.38	63
<b>TOTALS:</b>	<b>Function: 99100 - Transfers Out</b>	<b>39,759.62</b>	<b>43,142.54</b>	<b>0.00</b>	<b>27,365.16</b>	<b>0.00</b>	<b>0.00</b>	<b>15,777.38</b>	<b>63</b>
<b>TOTALS:</b>	<b>Project: 1000 - TITLE I</b>	<b>1,679,422.00</b>	<b>2,979,157.40</b>	<b>561,217.41</b>	<b>2,339,810.15</b>	<b>0.00</b>	<b>0.00</b>	<b>639,347.25</b>	<b>79</b>

# COLLIERVILLE SCHOOLS

## EXPENSES BY FUNCTION

Page: 4 of 33

07/12/2022

2:57:56 PM

Report Code: BAT\_GL\_TEMPLATE

BATCH QUEUE ID 497687

FOR JUNE, 2022

PROJECT : 2000 - TITLE II

OBJECT	DESCRIPTION	BUDGET AMOUNT	ADJUSTED BUDGET	CURRENT ACTIVITY	YTD ACTIVITY	ENCUMBRANCE	REQUISITION	UNENCUMBERED BALANCE	PERCENT ENCMBRD
<b>Function : 72210 - Regular Instruction Program Support</b>									
18900	Other Salaries & Wages	90,500.00	90,500.00	6,953.23	90,392.00	0.00	0.00	108.00	100
20100	Social Security	5,650.00	5,650.00	431.11	4,813.15	0.00	0.00	836.85	85
20400	State Retirement	9,350.00	9,350.00	716.18	9,310.34	0.00	0.00	39.66	100
20600	Life Insurance	275.00	275.00	0.00	271.60	0.00	0.00	3.40	99
20700	Medical Insurance	16,710.00	16,710.00	0.00	16,707.40	0.00	0.00	2.60	100
21200	Employer Medicare	1,325.00	1,325.00	100.82	1,125.63	0.00	0.00	199.37	85
49900	Other Supplies & Materials	2,500.00	2,580.00	0.00	0.00	0.00	0.00	2,580.00	0
52400	In-Service/Staff Development	63,147.84	165,379.57	2,311.68	72,787.46	0.00	0.00	92,592.11	44
<b>TOTALS:</b>	<b>Function: 72210 - Regular Instruction Program Support</b>	<b>189,457.84</b>	<b>291,769.57</b>	<b>10,513.02</b>	<b>195,407.58</b>	<b>0.00</b>	<b>0.00</b>	<b>96,361.99</b>	<b>67</b>
<b>Function : 99100 - Transfers Out</b>									
50400	Indirect Cost	3,689.16	5,835.39	0.00	3,901.77	0.00	0.00	1,933.62	67
<b>TOTALS:</b>	<b>Function: 99100 - Transfers Out</b>	<b>3,689.16</b>	<b>5,835.39</b>	<b>0.00</b>	<b>3,901.77</b>	<b>0.00</b>	<b>0.00</b>	<b>1,933.62</b>	<b>67</b>
<b>TOTALS:</b>	<b>Project: 2000 - TITLE II</b>	<b>193,147.00</b>	<b>297,604.96</b>	<b>10,513.02</b>	<b>199,309.35</b>	<b>0.00</b>	<b>0.00</b>	<b>98,295.61</b>	<b>67</b>

# COLLIERVILLE SCHOOLS

## EXPENSES BY FUNCTION

Page: 5 of 33

07/12/2022

2:57:56 PM

Report Code: BAT\_GL\_TEMPLATE

BATCH QUEUE ID 497687

FOR JUNE, 2022

PROJECT : 3000 - TITLE III

OBJECT	DESCRIPTION	BUDGET AMOUNT	ADJUSTED BUDGET	CURRENT ACTIVITY	YTD ACTIVITY	ENCUMBRANCE	REQUISITION	UNENCUMBERED BALANCE	PERCENT ENCMBRD
<b>Function : 72210 - Regular Instruction Program Support</b>									
18900	Other Salaries & Wages	6,000.00	23,247.38	0.00	0.00	0.00	0.00	23,247.38	0
20100	Social Security	372.00	620.00	0.00	0.00	0.00	0.00	620.00	0
20400	State Retirement	640.00	717.00	0.00	0.00	0.00	0.00	717.00	0
21200	Employer Medicare	87.00	145.00	0.00	0.00	0.00	0.00	145.00	0
49900	Other Supplies & Materials	10,761.22	10,761.22	0.00	5,302.16	0.00	0.00	5,459.06	49
52400	In-Service/Staff Development	20,822.84	25,903.36	0.00	1,050.00	0.00	0.00	24,853.36	4
79000	Other Equipment	1,000.00	5,000.00	0.00	739.54	0.00	0.00	4,260.46	15
<b>TOTALS:</b>	<b>Function: 72210 - Regular Instruction Program Support</b>	<b>39,683.06</b>	<b>66,393.96</b>	<b>0.00</b>	<b>7,091.70</b>	<b>0.00</b>	<b>0.00</b>	<b>59,302.26</b>	<b>11</b>
<b>Function : 99100 - Transfers Out</b>									
50400	Indirect Cost	680.71	1,227.88	0.00	127.04	0.00	0.00	1,100.84	10
<b>TOTALS:</b>	<b>Function: 99100 - Transfers Out</b>	<b>680.71</b>	<b>1,227.88</b>	<b>0.00</b>	<b>127.04</b>	<b>0.00</b>	<b>0.00</b>	<b>1,100.84</b>	<b>10</b>
<b>TOTALS:</b>	<b>Project: 3000 - TITLE III</b>	<b>40,363.77</b>	<b>67,621.84</b>	<b>0.00</b>	<b>7,218.74</b>	<b>0.00</b>	<b>0.00</b>	<b>60,403.10</b>	<b>11</b>

# COLLIERVILLE SCHOOLS

## EXPENSES BY FUNCTION

Page: 6 of 33

07/12/2022

2:57:56 PM

Report Code: BAT\_GL\_TEMPLATE

BATCH QUEUE ID 497687

FOR JUNE, 2022

PROJECT : 3110 - TITLE III IMMIGRANT

OBJECT	DESCRIPTION	BUDGET AMOUNT	ADJUSTED BUDGET	CURRENT ACTIVITY	YTD ACTIVITY	ENCUMBRANCE	REQUISITION	UNENCUMBERED BALANCE	PERCENT ENCMBRD
<b>Function : 71150 - Alternative Instruction Program</b>									
18900	Other Salaries & Wages	5,040.00	5,040.00	5,040.00	5,040.00	0.00	0.00	0.00	100
20100	Social Security	312.48	312.48	312.43	312.43	0.00	0.00	0.05	100
20400	State Retirement	540.26	540.26	519.12	519.12	0.00	0.00	21.14	96
21200	Employer Medicare	73.08	73.08	73.07	73.07	0.00	0.00	0.01	100
<b>TOTALS:</b>	<b>Function: 71150 - Alternative Instruction Program</b>	<b>5,965.82</b>	<b>5,965.82</b>	<b>5,944.62</b>	<b>5,944.62</b>	<b>0.00</b>	<b>0.00</b>	<b>21.20</b>	<b>100</b>
<b>TOTALS:</b>	<b>Project: 3110 - TITLE III IMMIGRANT</b>	<b>5,965.82</b>	<b>5,965.82</b>	<b>5,944.62</b>	<b>5,944.62</b>	<b>0.00</b>	<b>0.00</b>	<b>21.20</b>	<b>100</b>

# COLLIERVILLE SCHOOLS

## EXPENSES BY FUNCTION

Page: 7 of 33

07/12/2022

2:57:56 PM

Report Code: BAT\_GL\_TEMPLATE

BATCH QUEUE ID 497687

FOR JUNE, 2022

PROJECT : 4000 - TITLE IV

OBJECT	DESCRIPTION	BUDGET AMOUNT	ADJUSTED BUDGET	CURRENT ACTIVITY	YTD ACTIVITY	ENCUMBRANCE	REQUISITION	UNENCUMBERED BALANCE	PERCENT ENCMBRD
<b>Function : 71100 - Regular Instruction Program</b>									
42900	Instructional Supplies & Materials	0.00	7,847.18	0.00	0.00	0.00	0.00	7,847.18	0
49900	Other Supplies & Materials	27,656.30	44,858.00	440.92	35,975.85	0.00	0.00	8,882.15	80
<b>TOTALS:</b>	<b>Function: 71100 - Regular Instruction Program</b>	<b>27,656.30</b>	<b>52,705.18</b>	<b>440.92</b>	<b>35,975.85</b>	<b>0.00</b>	<b>0.00</b>	<b>16,729.33</b>	<b>68</b>
<b>Function : 72130 - Other Student Support</b>									
49900	Other Supplies & Materials	0.00	7,500.00	0.00	5,684.54	0.00	0.00	1,815.46	76
<b>TOTALS:</b>	<b>Function: 72130 - Other Student Support</b>	<b>0.00</b>	<b>7,500.00</b>	<b>0.00</b>	<b>5,684.54</b>	<b>0.00</b>	<b>0.00</b>	<b>1,815.46</b>	<b>76</b>
<b>Function : 72210 - Regular Instruction Program Support</b>									
18900	Other Salaries & Wages	32,000.00	32,000.00	2,012.40	34,210.80	0.00	0.00	-2,210.80	107
20100	Social Security	1,984.00	1,984.00	124.77	2,025.48	0.00	0.00	-41.48	102
20400	State Retirement	2,294.00	2,294.00	144.29	2,452.87	0.00	0.00	-158.87	107
20600	Life Insurance	96.00	96.00	0.00	103.60	0.00	0.00	-7.60	108
20700	Medical Insurance	6,900.00	6,900.00	0.00	4,799.34	0.00	0.00	2,100.66	70
21200	Employer Medicare	212.00	464.00	29.18	473.71	0.00	0.00	-9.71	102
35500	Travel	0.00	200.00	17.75	191.12	0.00	0.00	8.88	96
49900	Other Supplies & Materials	0.00	30,000.00	0.00	9,950.00	0.00	0.00	20,050.00	33
52400	In-Service/Staff Development	67,139.18	4,266.82	0.00	3,900.00	0.00	0.00	366.82	91
<b>TOTALS:</b>	<b>Function: 72210 - Regular Instruction Program Support</b>	<b>110,625.18</b>	<b>78,204.82</b>	<b>2,328.39</b>	<b>58,106.92</b>	<b>0.00</b>	<b>0.00</b>	<b>20,097.90</b>	<b>74</b>
<b>TOTALS:</b>	<b>Project: 4000 - Title IV</b>	<b>138,281.48</b>	<b>138,410.00</b>	<b>2,769.31</b>	<b>99,767.31</b>	<b>0.00</b>	<b>0.00</b>	<b>38,642.69</b>	<b>72</b>

# COLLIERVILLE SCHOOLS

## EXPENSES BY FUNCTION

Page: 8 of 33

07/12/2022

2:57:56 PM

Report Code: BAT\_GL\_TEMPLATE

BATCH QUEUE ID 497687

FOR JUNE, 2022

PROJECT : 7000 - ARP HOMELESS

OBJECT	DESCRIPTION	BUDGET AMOUNT	ADJUSTED BUDGET	CURRENT ACTIVITY	YTD ACTIVITY	ENCUMBRANCE	REQUISITION	UNENCUMBERED BALANCE	PERCENT ENCMBRD
<b>Function : 71100 - Regular Instruction Program</b>									
59900	Other Charges	0.00	500.00	0.00	498.00	0.00	0.00	2.00	100
<b>TOTALS:</b>	<b>Function: 71100 - Regular Instruction Program</b>	<b>0.00</b>	<b>500.00</b>	<b>0.00</b>	<b>498.00</b>	<b>0.00</b>	<b>0.00</b>	<b>2.00</b>	<b>100</b>
<b>Function : 72130 - Other Student Support</b>									
39900	Other Contracted Services	29,425.00	29,425.00	0.00	0.00	0.00	0.00	29,425.00	0
59900	Other Charges	3,200.00	6,419.31	0.00	427.50	0.00	0.00	5,991.81	7
<b>TOTALS:</b>	<b>Function: 72130 - Other Student Support</b>	<b>32,625.00</b>	<b>35,844.31</b>	<b>0.00</b>	<b>427.50</b>	<b>0.00</b>	<b>0.00</b>	<b>35,416.81</b>	<b>1</b>
<b>Function : 72210 - Regular Instruction Program Support</b>									
18900	Other Salaries & Wages	5,086.90	5,086.90	0.00	0.00	0.00	0.00	5,086.90	0
20100	Social Security	315.40	315.40	0.00	0.00	0.00	0.00	315.40	0
20400	State Retirement	523.95	523.95	0.00	0.00	0.00	0.00	523.95	0
21200	Employer Medicare	73.75	73.75	0.00	0.00	0.00	0.00	73.75	0
<b>TOTALS:</b>	<b>Function: 72210 - Regular Instruction Program Support</b>	<b>6,000.00</b>	<b>6,000.00</b>	<b>0.00</b>	<b>0.00</b>	<b>0.00</b>	<b>0.00</b>	<b>6,000.00</b>	<b>0</b>
<b>Function : 72710 - Transportation</b>									
39900	Other Contracted Services	5,696.62	5,696.62	0.00	0.00	0.00	0.00	5,696.62	0
<b>TOTALS:</b>	<b>Function: 72710 - Transportation</b>	<b>5,696.62</b>	<b>5,696.62</b>	<b>0.00</b>	<b>0.00</b>	<b>0.00</b>	<b>0.00</b>	<b>5,696.62</b>	<b>0</b>
<b>TOTALS:</b>	<b>Project: 7000 - ARP Homeless</b>	<b>44,321.62</b>	<b>48,040.93</b>	<b>0.00</b>	<b>925.50</b>	<b>0.00</b>	<b>0.00</b>	<b>47,115.43</b>	<b>2</b>

# COLLIERVILLE SCHOOLS

## EXPENSES BY FUNCTION

Page: 9 of 33

07/12/2022

2:57:56 PM

Report Code: BAT\_GL\_TEMPLATE

BATCH QUEUE ID 497687

FOR JUNE, 2022

PROJECT : 8005 - CARL PERKINS

OBJECT	DESCRIPTION	BUDGET AMOUNT	ADJUSTED BUDGET	CURRENT ACTIVITY	YTD ACTIVITY	ENCUMBRANCE	REQUISITION	UNENCUMBERED BALANCE	PERCENT ENCMBRD
<b>Function : 71300 - Vocational Education Program</b>									
42900	Instructional Supplies & Materials	22,750.50	29,125.83	5,300.34	28,998.73	0.00	0.00	127.10	100
42903	Instructional Supplies & Materials - Consumables	3,000.00	1,867.57	0.00	1,867.57	0.00	0.00	0.00	100
49900	Other Supplies & Materials	30,000.00	28,509.50	7,252.00	26,176.50	0.00	0.00	2,333.00	92
73000	Vocational Equipment	994.13	1,685.97	-25.11	1,660.86	0.00	0.00	25.11	99
<b>TOTALS:</b>	<b>Function: 71300 - Vocational Education Program</b>	<b>56,744.63</b>	<b>61,188.87</b>	<b>12,527.23</b>	<b>58,703.66</b>	<b>0.00</b>	<b>0.00</b>	<b>2,485.21</b>	<b>96</b>
<b>Function : 72130 - Other Student Support</b>									
39900	Other Contracted Services	8,000.00	8,000.00	1,204.84	8,000.00	0.00	0.00	0.00	100
52400	In-Service/Staff Development	8,839.84	6,859.68	734.16	6,773.52	0.00	0.00	86.16	99
52403	Carl Perkins Travel (CTSO)	10,526.89	10,526.89	340.89	10,526.89	0.00	0.00	0.00	100
<b>TOTALS:</b>	<b>Function: 72130 - Other Student Support</b>	<b>27,366.73</b>	<b>25,386.57</b>	<b>2,279.89</b>	<b>25,300.41</b>	<b>0.00</b>	<b>0.00</b>	<b>86.16</b>	<b>100</b>
<b>Function : 72230 - Vocational Education Program Support</b>									
52400	In-Service/Staff Development	6,000.00	4,270.00	0.00	4,191.31	0.00	0.00	78.69	98
59900	Other Charges	250.00	0.00	0.00	0.00	0.00	0.00	0.00	0
<b>TOTALS:</b>	<b>Function: 72230 - Vocational Education Program Support</b>	<b>6,250.00</b>	<b>4,270.00</b>	<b>0.00</b>	<b>4,191.31</b>	<b>0.00</b>	<b>0.00</b>	<b>78.69</b>	<b>98</b>
<b>Function : 99100 - Transfers Out</b>									
50400	Indirect Cost	2,273.11	1,789.03	0.00	1,434.05	0.00	0.00	354.98	80
<b>TOTALS:</b>	<b>Function: 99100 - Transfers Out</b>	<b>2,273.11</b>	<b>1,789.03</b>	<b>0.00</b>	<b>1,434.05</b>	<b>0.00</b>	<b>0.00</b>	<b>354.98</b>	<b>80</b>
<b>TOTALS:</b>	<b>Project: 8005 - Carl Perkins</b>	<b>92,634.47</b>	<b>92,634.47</b>	<b>14,807.12</b>	<b>89,629.43</b>	<b>0.00</b>	<b>0.00</b>	<b>3,005.04</b>	<b>97</b>

# COLLIERVILLE SCHOOLS

## EXPENSES BY FUNCTION

Page: 10 of 33

07/12/2022

2:57:56 PM

Report Code: BAT\_GL\_TEMPLATE

BATCH QUEUE ID 497687

FOR JUNE, 2022

PROJECT : 8930 - IDEA PARTNERSHIP FOR SYSTEMIC CHANGE

OBJECT	DESCRIPTION	BUDGET AMOUNT	ADJUSTED BUDGET	CURRENT ACTIVITY	YTD ACTIVITY	ENCUMBRANCE	REQUISITION	UNENCUMBERED BALANCE	PERCENT ENCMBRD
<b>Function : 71200 - Special Education Program</b>									
42900	Instructional Supplies & Materials	536.48	536.48	265.00	530.69	0.00	0.00	5.79	99
<b>TOTALS:</b>	<b>Function: 71200 - Special Education Program</b>	<b>536.48</b>	<b>536.48</b>	<b>265.00</b>	<b>530.69</b>	<b>0.00</b>	<b>0.00</b>	<b>5.79</b>	<b>99</b>
<b>TOTALS:</b>	<b>Project: 8930 - IDEA PARTNERSHIP FOR SYSTEMIC CHANGE</b>	<b>536.48</b>	<b>536.48</b>	<b>265.00</b>	<b>530.69</b>	<b>0.00</b>	<b>0.00</b>	<b>5.79</b>	<b>99</b>

# COLLIERVILLE SCHOOLS

## EXPENSES BY FUNCTION

Page: 11 of 33

07/12/2022

2:57:56 PM

Report Code: BAT\_GL\_TEMPLATE

BATCH QUEUE ID 497687

FOR JUNE, 2022

PROJECT : 9000 - IDEA PART B

OBJECT	DESCRIPTION	BUDGET AMOUNT	ADJUSTED BUDGET	CURRENT ACTIVITY	YTD ACTIVITY	ENCUMBRANCE	REQUISITION	UNENCUMBERED BALANCE	PERCENT ENCMBRD
<b>Function : 71200 - Special Education Program</b>									
11600	Teachers	418,500.00	418,500.00	59,583.66	402,482.06	0.00	0.00	16,017.94	96
11630	TEACHERS-COMP ED	0.00	20,000.00	4,840.00	4,840.00	0.00	0.00	15,160.00	24
16300	Educational Assistants	607,100.00	607,100.00	28,120.33	574,566.39	0.00	0.00	32,533.61	95
16330	ED ASSISTANTS-COMP ED	0.00	12,892.00	235.87	235.87	0.00	0.00	12,656.13	2
18900	Other Salaries & Wages	35,330.00	0.00	0.00	0.00	0.00	0.00	0.00	0
18920	Other Salaries - CCEIS	140,000.00	140,000.00	26,079.84	136,519.00	0.00	0.00	3,481.00	98
20100	Social Security	63,491.04	61,449.90	5,437.72	54,444.50	0.00	0.00	7,005.40	89
20120	Social Security - CCEIS	10,830.00	10,830.00	1,617.06	7,994.52	0.00	0.00	2,835.48	74
20130	Social Security - Compensatory Ed	0.00	2,041.14	314.67	314.67	0.00	0.00	1,726.47	15
20400	State Retirement	104,647.68	101,190.40	7,743.59	85,712.82	0.00	0.00	15,477.58	85
20420	Retirement - CCEIS	13,900.00	13,900.00	2,524.59	13,899.91	0.00	0.00	0.09	100
20430	Retirement - Compensatory Ed	0.00	3,457.28	384.20	384.20	0.00	0.00	3,073.08	11
20600	Life Insurance	3,200.00	3,200.00	0.00	2,941.42	0.00	0.00	258.58	92
20620	Life Insurance - CCEIS	425.00	425.00	0.00	393.20	0.00	0.00	31.80	93
20700	Medical Insurance	135,485.34	214,740.00	0.00	210,106.74	0.00	0.00	4,633.26	98
20720	Medical Insurance - CCEIS	16,710.00	16,710.00	0.00	16,707.40	0.00	0.00	2.60	100
21200	Employer Medicare	15,495.87	15,018.68	1,271.69	12,732.09	0.00	0.00	2,286.59	85
21220	Medicare - CCEIS	2,000.00	2,000.00	378.17	1,870.44	0.00	0.00	129.56	94
21230	Medicare - Compensatory Ed	0.00	477.19	73.59	73.59	0.00	0.00	403.60	15
31201	Contracts w Private Agencies-Set Aside	18,069.10	84,245.90	1,260.00	28,335.00	0.00	0.00	55,910.90	34
42900	Instructional Supplies & Materials	0.00	30,000.00	623.42	18,353.23	0.00	0.00	11,646.77	61
42920	Instructional Supplies - IDEA-CCEIS	0.00	54,942.31	0.00	0.00	0.00	0.00	54,942.31	0
72500	Special Education Equipment	0.00	14,425.00	0.00	0.00	0.00	0.00	14,425.00	0
<b>TOTALS:</b>	<b>Function: 71200 - Special Education Program</b>	<b>1,585,184.03</b>	<b>1,827,544.80</b>	<b>140,488.40</b>	<b>1,572,907.05</b>	<b>0.00</b>	<b>0.00</b>	<b>254,637.75</b>	<b>86</b>
<b>Function : 72220 - Special Education Program Support</b>									
13100	Medical Personnel	82,800.00	82,800.00	12,736.94	82,790.00	0.00	0.00	10.00	100
18920	Other Salaries - CCEIS	0.00	4,000.00	0.00	0.00	0.00	0.00	4,000.00	0

# COLLIERVILLE SCHOOLS

## EXPENSES BY FUNCTION

Page: 12 of 33

07/12/2022

2:57:56 PM

Report Code: BAT\_GL\_TEMPLATE

BATCH QUEUE ID 497687

FOR JUNE, 2022

PROJECT : 9000 - IDEA PART B

OBJECT	DESCRIPTION	BUDGET AMOUNT	ADJUSTED BUDGET	CURRENT ACTIVITY	YTD ACTIVITY	ENCUMBRANCE	REQUISITION	UNENCUMBERED BALANCE	PERCENT ENCMBRD
19620	In-Service Training - CCEIS	10,000.00	30,000.00	26,000.00	26,000.00	0.00	0.00	4,000.00	87
20100	Social Security	5,200.00	5,140.00	789.72	5,141.51	0.00	0.00	-1.51	100
20120	Social Security - CCEIS	620.00	2,110.00	1,611.93	1,611.93	0.00	0.00	498.07	76
20400	State Retirement	8,015.80	7,800.00	1,241.27	7,826.31	0.00	0.00	-26.31	100
20420	Retirement - CCEIS	1,014.20	3,510.00	2,331.01	2,331.01	0.00	0.00	1,178.99	66
20600	Life Insurance	250.00	250.00	0.00	249.00	0.00	0.00	1.00	100
21200	Employer Medicare	2,000.00	1,205.00	184.68	1,202.41	0.00	0.00	2.59	100
21220	Medicare - CCEIS	145.00	495.00	377.00	377.00	0.00	0.00	118.00	76
31000	Contracts w Otr Public Agencies	0.00	22,000.00	120.00	5,595.00	0.00	0.00	16,405.00	25
32200	Evaluation & Testing	0.00	1,199.00	0.00	0.00	0.00	0.00	1,199.00	0
39900	Other Contracted Services	0.00	38,047.94	0.00	0.00	0.00	0.00	38,047.94	0
39920	OTHER CONTRACTED SERVICES-CCEIS	0.00	8,338.75	0.00	0.00	0.00	0.00	8,338.75	0
49920	Other Supplies & Materials - CCEIS	732.00	732.00	0.00	732.00	0.00	0.00	0.00	100
52401	In Service/Staff Dev - Non Public	0.00	10,000.00	0.00	0.00	0.00	0.00	10,000.00	0
52420	In-Service/Staff Development - CCEIS	42,700.00	85,964.71	1,064.65	33,414.40	0.00	0.00	52,550.31	39
79000	Other Equipment	0.00	1,661.45	0.00	0.00	0.00	0.00	1,661.45	0
<b>TOTALS:</b>	<b>Function: 72220 - Special Education Program Support</b>	<b>153,477.00</b>	<b>305,253.85</b>	<b>46,457.20</b>	<b>167,270.57</b>	<b>0.00</b>	<b>0.00</b>	<b>137,983.28</b>	<b>55</b>
<b>Function : 99100 - Transfers Out</b>									
50400	Indirect Cost	34,773.22	39,893.14	0.00	31,064.64	0.00	0.00	8,828.50	78
<b>TOTALS:</b>	<b>Function: 99100 - Transfers Out</b>	<b>34,773.22</b>	<b>39,893.14</b>	<b>0.00</b>	<b>31,064.64</b>	<b>0.00</b>	<b>0.00</b>	<b>8,828.50</b>	<b>78</b>
<b>TOTALS:</b>	<b>Project: 9000 - IDEA PART B</b>	<b>1,773,434.25</b>	<b>2,172,691.79</b>	<b>186,945.60</b>	<b>1,771,242.26</b>	<b>0.00</b>	<b>0.00</b>	<b>401,449.53</b>	<b>82</b>

# COLLIERVILLE SCHOOLS

## EXPENSES BY FUNCTION

Page: 13 of 33

07/12/2022

2:57:56 PM

Report Code: BAT\_GL\_TEMPLATE

BATCH QUEUE ID 497687

FOR JUNE, 2022

PROJECT : 9010 - ARP IDEA PART B

OBJECT	DESCRIPTION	BUDGET AMOUNT	ADJUSTED BUDGET	CURRENT ACTIVITY	YTD ACTIVITY	ENCUMBRANCE	REQUISITION	UNENCUMBERED BALANCE	PERCENT ENCMBRD
<b>Function : 71200 - Special Education Program</b>									
12800	Homebound Teachers	106,600.00	106,600.00	11,201.51	62,101.36	0.00	0.00	44,498.64	58
16300	Educational Assistants	162,000.00	162,000.00	2,297.33	46,492.09	0.00	0.00	115,507.91	29
20100	Social Security	16,600.00	16,600.00	803.48	4,990.21	0.00	0.00	11,609.79	30
20400	State Retirement	26,000.00	26,000.00	1,177.05	7,091.25	0.00	0.00	18,908.75	27
20600	Life Insurance	921.00	921.00	0.00	249.84	0.00	0.00	671.16	27
20700	Medical Insurance	55,200.00	55,200.00	0.00	6,170.58	0.00	0.00	49,029.42	11
21200	Employer Medicare	4,000.00	4,000.00	195.75	1,529.24	0.00	0.00	2,470.76	38
31201	Contracts w Private Agencies-Set Aside	15,404.72	15,404.72	0.00	9,780.00	0.00	0.00	5,624.72	63
72500	Special Education Equipment	9,866.52	9,866.52	0.00	9,822.00	0.00	0.00	44.52	100
<b>TOTALS:</b>	<b>Function: 71200 - Special Education Program</b>	<b>396,592.24</b>	<b>396,592.24</b>	<b>15,675.12</b>	<b>148,226.57</b>	<b>0.00</b>	<b>0.00</b>	<b>248,365.67</b>	<b>37</b>
<b>TOTALS:</b>	<b>Project: 9010 - ARP IDEA PART B</b>	<b>396,592.24</b>	<b>396,592.24</b>	<b>15,675.12</b>	<b>148,226.57</b>	<b>0.00</b>	<b>0.00</b>	<b>248,365.67</b>	<b>37</b>

# COLLIERVILLE SCHOOLS

## EXPENSES BY FUNCTION

Page: 14 of 33

07/12/2022

2:57:56 PM

Report Code: BAT\_GL\_TEMPLATE

BATCH QUEUE ID 497687

FOR JUNE, 2022

PROJECT : 9100 - IDEA PRESCHOOL INCENTIVE

OBJECT	DESCRIPTION	BUDGET AMOUNT	ADJUSTED BUDGET	CURRENT ACTIVITY	YTD ACTIVITY	ENCUMBRANCE	REQUISITION	UNENCUMBERED BALANCE	PERCENT ENCMBRD
<b>Function : 71200 - Special Education Program</b>									
31201	Contracts w Private Agencies-Set Aside	1,656.41	6,981.10	0.00	0.00	0.00	0.00	6,981.10	0
42900	Instructional Supplies & Materials	10,000.00	4,675.31	0.00	3,672.24	0.00	0.00	1,003.07	79
49900	Other Supplies & Materials	0.00	4,000.00	0.00	1,975.20	0.00	0.00	2,024.80	49
72500	Special Education Equipment	11,403.08	18,520.18	0.00	6,864.17	0.00	0.00	11,656.01	37
<b>TOTALS:</b>	<b>Function: 71200 - Special Education Program</b>	<b>23,059.49</b>	<b>34,176.59</b>	<b>0.00</b>	<b>12,511.61</b>	<b>0.00</b>	<b>0.00</b>	<b>21,664.98</b>	<b>37</b>
<b>Function : 72220 - Special Education Program Support</b>									
19600	In-Service Training	2,000.00	2,000.00	0.00	0.00	0.00	0.00	2,000.00	0
20100	Social Security	124.00	124.00	0.00	0.00	0.00	0.00	124.00	0
20400	State Retirement	215.00	215.00	0.00	0.00	0.00	0.00	215.00	0
21200	Employer Medicare	30.00	30.00	0.00	0.00	0.00	0.00	30.00	0
52400	In-Service/Staff Development	7,000.00	10,512.44	130.00	130.00	0.00	0.00	10,382.44	1
<b>TOTALS:</b>	<b>Function: 72220 - Special Education Program Support</b>	<b>9,369.00</b>	<b>12,881.44</b>	<b>130.00</b>	<b>130.00</b>	<b>0.00</b>	<b>0.00</b>	<b>12,751.44</b>	<b>1</b>
<b>Function : 99100 - Transfers Out</b>									
50400	Indirect Cost	420.51	420.51	2.60	76.04	0.00	0.00	344.47	18
<b>TOTALS:</b>	<b>Function: 99100 - Transfers Out</b>	<b>420.51</b>	<b>420.51</b>	<b>2.60</b>	<b>76.04</b>	<b>0.00</b>	<b>0.00</b>	<b>344.47</b>	<b>18</b>
<b>TOTALS:</b>	<b>Project: 9100 - IDEA PRESCHOOL INCENTIVE</b>	<b>32,849.00</b>	<b>47,478.54</b>	<b>132.60</b>	<b>12,717.65</b>	<b>0.00</b>	<b>0.00</b>	<b>34,760.89</b>	<b>27</b>

# COLLIERVILLE SCHOOLS

## EXPENSES BY FUNCTION

Page: 15 of 33

07/12/2022

2:57:56 PM

Report Code: BAT\_GL\_TEMPLATE

BATCH QUEUE ID 497687

FOR JUNE, 2022

PROJECT : 9110 - ARP IDEA PRESCHOOL

OBJECT	DESCRIPTION	BUDGET AMOUNT	ADJUSTED BUDGET	CURRENT ACTIVITY	YTD ACTIVITY	ENCUMBRANCE	REQUISITION	UNENCUMBERED BALANCE	PERCENT ENCMBRD
<b>Function : 71200 - Special Education Program</b>									
31201	Contracts w Private Agencies-Set Aside	6,547.11	6,547.11	0.00	6,210.00	0.00	0.00	337.11	95
42900	Instructional Supplies & Materials	24,312.21	24,312.21	0.00	22,850.68	0.00	0.00	1,461.53	94
<b>TOTALS:</b>	<b>Function: 71200 - Special Education Program</b>	<b>30,859.32</b>	<b>30,859.32</b>	<b>0.00</b>	<b>29,060.68</b>	<b>0.00</b>	<b>0.00</b>	<b>1,798.64</b>	<b>94</b>
<b>Function : 99100 - Transfers Out</b>									
50400	Indirect Cost	617.19	617.19	0.00	581.21	0.00	0.00	35.98	94
<b>TOTALS:</b>	<b>Function: 99100 - Transfers Out</b>	<b>617.19</b>	<b>617.19</b>	<b>0.00</b>	<b>581.21</b>	<b>0.00</b>	<b>0.00</b>	<b>35.98</b>	<b>94</b>
<b>TOTALS:</b>	<b>Project: 9110 - ARP IDEA PRESCHOOL</b>	<b>31,476.51</b>	<b>31,476.51</b>	<b>0.00</b>	<b>29,641.89</b>	<b>0.00</b>	<b>0.00</b>	<b>1,834.62</b>	<b>94</b>

# COLLIERVILLE SCHOOLS

## EXPENSES BY FUNCTION

Page: 16 of 33

07/12/2022

2:57:56 PM

Report Code: BAT\_GL\_TEMPLATE

BATCH QUEUE ID 497687

FOR JUNE, 2022

PROJECT : 9310 - ESSER GRANT

OBJECT	DESCRIPTION	BUDGET AMOUNT	ADJUSTED BUDGET	CURRENT ACTIVITY	YTD ACTIVITY	ENCUMBRANCE	REQUISITION	UNENCUMBERED BALANCE	PERCENT ENCMBRD
<b>Function : 71100 - Regular Instruction Program</b>									
49901	Other Supplies & Materials - Set Aside	2,548.26	1,266.34	137.64	1,264.03	0.00	0.00	2.31	100
72200	Reg Inst Equipment	22,000.00	22,000.00	0.00	22,000.00	0.00	0.00	0.00	100
<b>TOTALS:</b>	<b>Function: 71100 - Regular Instruction Program</b>	<b>24,548.26</b>	<b>23,266.34</b>	<b>137.64</b>	<b>23,264.03</b>	<b>0.00</b>	<b>0.00</b>	<b>2.31</b>	<b>100</b>
<b>Function : 72210 - Regular Instruction Program Support</b>									
49901	Other Supplies & Materials - Set Aside	3,047.71	2,995.63	0.00	2,995.63	0.00	0.00	0.00	100
79000	Other Equipment	11,941.69	11,941.69	0.00	11,764.84	0.00	0.00	176.85	99
79001	Other Equipment	0.00	1,339.00	0.00	1,339.00	0.00	0.00	0.00	100
<b>TOTALS:</b>	<b>Function: 72210 - Regular Instruction Program Support</b>	<b>14,989.40</b>	<b>16,276.32</b>	<b>0.00</b>	<b>16,099.47</b>	<b>0.00</b>	<b>0.00</b>	<b>176.85</b>	<b>99</b>
<b>Function : 72610 - Operation of Plant</b>									
41000	Custodial Supplies	5,040.00	5,040.00	1,914.78	3,680.71	0.00	0.00	1,359.29	73
41001	Custodial Supplies - Set Aside	160.89	155.89	0.00	154.99	0.00	0.00	0.90	99
49900	Other Supplies & Materials	37,012.75	37,012.75	8,416.71	37,012.75	0.00	0.00	0.00	100
<b>TOTALS:</b>	<b>Function: 72610 - Operation of Plant</b>	<b>42,213.64</b>	<b>42,208.64</b>	<b>10,331.49</b>	<b>40,848.45</b>	<b>0.00</b>	<b>0.00</b>	<b>1,360.19</b>	<b>97</b>
<b>TOTALS:</b>	<b>Project: 9310 - ESSER GRANT</b>	<b>81,751.30</b>	<b>81,751.30</b>	<b>10,469.13</b>	<b>80,211.95</b>	<b>0.00</b>	<b>0.00</b>	<b>1,539.35</b>	<b>98</b>

# COLLIERVILLE SCHOOLS

## EXPENSES BY FUNCTION

Page: 17 of 33

07/12/2022

2:57:56 PM

Report Code: BAT\_GL\_TEMPLATE

BATCH QUEUE ID 497687

FOR JUNE, 2022

PROJECT : 9350 - ESSER GRANT 2.0

OBJECT	DESCRIPTION	BUDGET AMOUNT	ADJUSTED BUDGET	CURRENT ACTIVITY	YTD ACTIVITY	ENCUMBRANCE	REQUISITION	UNENCUMBERED BALANCE	PERCENT ENCMBRD
<b>Function : 71100 - Regular Instruction Program</b>									
16300	Educational Assistants	0.00	181,518.00	6,613.60	101,385.91	0.00	0.00	80,132.09	56
18900	Other Salaries & Wages	100,000.00	198,339.82	32,095.00	43,825.00	0.00	0.00	154,514.82	22
19500	Sub Teachers-Certified	0.00	20,000.00	0.00	0.00	0.00	0.00	20,000.00	0
20100	Social Security	6,262.00	39,100.18	2,399.77	8,665.07	0.00	0.00	30,435.11	22
20400	State Retirement	14,368.52	45,217.46	3,398.65	11,357.18	0.00	0.00	33,860.28	25
20600	Life Insurance	0.00	431.16	0.00	286.62	0.00	0.00	144.54	66
20700	Medical Insurance	0.00	13,800.00	0.00	9,425.10	0.00	0.00	4,374.90	68
21200	Employer Medicare	1,464.50	4,096.51	561.24	2,026.36	0.00	0.00	2,070.15	49
21240	Medicare - Learning Loss	0.00	5,047.89	0.00	0.00	0.00	0.00	5,047.89	0
33000	Operating Lease Payments	900,670.00	900,670.00	0.00	891,574.25	0.00	0.00	9,095.75	99
42900	Instructional Supplies & Materials	148,362.72	101,905.72	0.00	1,399.44	0.00	0.00	100,506.28	1
47100	Software	130,000.00	130,000.00	0.00	109,090.00	0.00	0.00	20,910.00	84
49900	Other Supplies & Materials	45,500.00	45,500.00	0.00	32,025.00	0.00	0.00	13,475.00	70
72200	Reg Inst Equipment	3,885,836.00	3,715,688.39	0.00	3,576,317.39	0.00	0.00	139,371.00	96
<b>TOTALS:</b>	<b>Function: 71100 - Regular Instruction Program</b>	<b>5,232,463.74</b>	<b>5,401,315.13</b>	<b>45,068.26</b>	<b>4,787,377.32</b>	<b>0.00</b>	<b>0.00</b>	<b>613,937.81</b>	<b>89</b>
<b>Function : 71200 - Special Education Program</b>									
39900	Other Contracted Services	500,000.00	33,225.00	0.00	33,225.00	0.00	0.00	0.00	100
42900	Instructional Supplies & Materials	60,000.00	0.00	0.00	0.00	0.00	0.00	0.00	0
<b>TOTALS:</b>	<b>Function: 71200 - Special Education Program</b>	<b>560,000.00</b>	<b>33,225.00</b>	<b>0.00</b>	<b>33,225.00</b>	<b>0.00</b>	<b>0.00</b>	<b>0.00</b>	<b>100</b>
<b>Function : 72210 - Regular Instruction Program Support</b>									
18900	Other Salaries & Wages	8,650.00	15,650.00	6,000.00	6,000.00	0.00	0.00	9,650.00	38
20100	Social Security	536.30	970.30	371.92	371.92	0.00	0.00	598.38	38
20400	State Retirement	620.05	1,227.55	521.40	521.40	0.00	0.00	706.15	42
20600	Life Insurance	26.00	26.00	0.00	0.00	0.00	0.00	26.00	0
21200	Employer Medicare	167.65	269.15	86.98	86.98	0.00	0.00	182.17	32
<b>TOTALS:</b>	<b>Function: 72210 - Regular Instruction Program Support</b>	<b>10,000.00</b>	<b>18,143.00</b>	<b>6,980.30</b>	<b>6,980.30</b>	<b>0.00</b>	<b>0.00</b>	<b>11,162.70</b>	<b>38</b>

# COLLIERVILLE SCHOOLS

## EXPENSES BY FUNCTION

Page: 18 of 33

07/12/2022

2:57:56 PM

Report Code: BAT\_GL\_TEMPLATE

BATCH QUEUE ID 497687

FOR JUNE, 2022

PROJECT : 9350 - ESSER GRANT 2.0

OBJECT	DESCRIPTION	BUDGET AMOUNT	ADJUSTED BUDGET	CURRENT ACTIVITY	YTD ACTIVITY	ENCUMBRANCE	REQUISITION	UNENCUMBERED BALANCE	PERCENT ENCMBRD
<b>Function : 72610 - Operation of Plant</b>									
41000	Custodial Supplies	74,672.22	63,059.72	0.00	32,697.30	0.00	0.00	30,362.42	52
49900	Other Supplies & Materials	0.00	18,387.50	0.00	9,235.63	0.00	0.00	9,151.87	50
72000	Plant Operation Equipment	250,000.00	460,000.00	0.00	259,982.41	0.00	0.00	200,017.59	57
<b>TOTALS:</b>	<b>Function: 72610 - Operation of Plant</b>	<b>324,672.22</b>	<b>541,447.22</b>	<b>0.00</b>	<b>301,915.34</b>	<b>0.00</b>	<b>0.00</b>	<b>239,531.88</b>	<b>56</b>
<b>Function : 73100 - Food Service</b>									
49900	Other Supplies & Materials	143,599.00	0.00	0.00	0.00	0.00	0.00	0.00	0
<b>TOTALS:</b>	<b>Function: 73100 - Food Service</b>	<b>143,599.00</b>	<b>0.00</b>	<b>0.00</b>	<b>0.00</b>	<b>0.00</b>	<b>0.00</b>	<b>0.00</b>	<b>0</b>
<b>Function : 76100 - Regular Capital Outlay</b>									
70700	Building Improvements	80,000.00	140,000.00	0.00	0.00	0.00	0.00	140,000.00	0
<b>TOTALS:</b>	<b>Function: 76100 - Regular Capital Outlay</b>	<b>80,000.00</b>	<b>140,000.00</b>	<b>0.00</b>	<b>0.00</b>	<b>0.00</b>	<b>0.00</b>	<b>140,000.00</b>	<b>0</b>
<b>Function : 99100 - Transfers Out</b>									
50400	Indirect Cost	0.00	216,604.61	0.00	0.00	0.00	0.00	216,604.61	0
<b>TOTALS:</b>	<b>Function: 99100 - Transfers Out</b>	<b>0.00</b>	<b>216,604.61</b>	<b>0.00</b>	<b>0.00</b>	<b>0.00</b>	<b>0.00</b>	<b>216,604.61</b>	<b>0</b>
<b>TOTALS:</b>	<b>Project: 9350 - ESSER GRANT 2.0</b>	<b>6,350,734.96</b>	<b>6,350,734.96</b>	<b>52,048.56</b>	<b>5,129,497.96</b>	<b>0.00</b>	<b>0.00</b>	<b>1,221,237.00</b>	<b>81</b>

# COLLIERVILLE SCHOOLS

## EXPENSES BY FUNCTION

Page: 19 of 33

07/12/2022

2:57:56 PM

Report Code: BAT\_GL\_TEMPLATE

BATCH QUEUE ID 497687

FOR JUNE, 2022

PROJECT : 9360 - ESSER GRANT 3.0

OBJECT	DESCRIPTION	BUDGET AMOUNT	ADJUSTED BUDGET	CURRENT ACTIVITY	YTD ACTIVITY	ENCUMBRANCE	REQUISITION	UNENCUMBERED BALANCE	PERCENT ENCMBRD
<b>Function : 71100 - Regular Instruction Program</b>									
11645	Teachers-TN All Corp	1,440,000.00	1,440,000.00	67,967.12	457,143.81	0.00	0.00	982,856.19	32
16340	Educ Assistants - Learning Loss	600,000.00	600,000.00	6,446.93	146,156.42	0.00	0.00	453,843.58	24
16345	Educational Asst-TN All Corp	0.00	400,000.00	0.00	0.00	0.00	0.00	400,000.00	0
18800	Bonus Payments	0.00	306,000.00	0.00	0.00	0.00	0.00	306,000.00	0
18945	Other Salaries & Wages-TN All Corp	342,300.04	164,685.71	0.00	0.00	0.00	0.00	164,685.71	0
19500	Sub Teachers-Certified	750,000.00	750,000.00	9,224.00	181,030.00	0.00	0.00	568,970.00	24
20100	Social Security	46,500.00	65,472.00	2,654.32	8,236.38	0.00	0.00	57,235.62	13
20140	Social Security - Learning Loss	37,200.00	37,200.00	399.73	8,278.67	0.00	0.00	28,921.33	22
20145	Social Security-TN All Corp	114,254.62	131,833.70	2,064.70	27,536.67	0.00	0.00	104,297.03	21
20400	State Retirement	0.00	26,591.40	2,843.45	2,843.46	0.00	0.00	23,747.94	11
20440	Retirement - Learning Loss	43,020.00	43,020.00	462.26	10,479.80	0.00	0.00	32,540.20	24
20445	State Retirement-TN All Corp	132,129.94	152,459.30	3,060.15	37,798.19	0.00	0.00	114,661.11	25
20600	Life Insurance	0.00	2,250.00	0.00	314.68	0.00	0.00	1,935.32	14
20640	Life Insurance - Learning Loss	1,800.00	1,800.00	0.00	338.00	0.00	0.00	1,462.00	19
20645	Life Insurance-TN All Corp	4,320.00	5,520.00	0.00	1,386.20	0.00	0.00	4,133.80	25
20700	Medical Insurance	0.00	186,300.00	0.00	14,614.96	0.00	0.00	171,685.04	8
20740	Medical Insurance - Learning Loss	172,461.12	172,461.12	0.00	23,563.60	0.00	0.00	148,897.52	14
20745	Medical Insurance-TN All Corp	172,461.12	287,435.20	0.00	66,601.09	0.00	0.00	220,834.11	23
21200	Employer Medicare	10,875.00	15,312.00	626.53	2,073.70	0.00	0.00	13,238.30	14
21240	Medicare - Learning Loss	8,700.00	8,700.00	93.46	1,935.97	0.00	0.00	6,764.03	22
21245	Employer Medicare-TN All Corp	26,720.84	30,832.08	492.77	6,425.83	0.00	0.00	24,406.25	21
39945	Other Contr Services-TN All Corp	439,673.97	0.00	0.00	0.00	0.00	0.00	0.00	0
47145	Software-TN All Corp	120,000.00	120,000.00	0.00	0.00	0.00	0.00	120,000.00	0
<b>TOTALS:</b>	<b>Function: 71100 - Regular Instruction Program</b>	<b>4,462,416.65</b>	<b>4,947,872.51</b>	<b>96,335.42</b>	<b>996,757.43</b>	<b>0.00</b>	<b>0.00</b>	<b>3,951,115.08</b>	<b>20</b>

# COLLIERVILLE SCHOOLS

## EXPENSES BY FUNCTION

Page: 20 of 33

07/12/2022

2:57:56 PM

Report Code: BAT\_GL\_TEMPLATE

BATCH QUEUE ID 497687

FOR JUNE, 2022

PROJECT : 9360 - ESSER GRANT 3.0

OBJECT	DESCRIPTION	BUDGET AMOUNT	ADJUSTED BUDGET	CURRENT ACTIVITY	YTD ACTIVITY	ENCUMBRANCE	REQUISITION	UNENCUMBERED BALANCE	PERCENT ENCMBRD
<b>Function : 71150 - Alternative Instruction Program</b>									
18800	Bonus Payments	0.00	2,500.00	0.00	0.00	0.00	0.00	2,500.00	0
20100	Social Security	0.00	155.00	0.00	0.00	0.00	0.00	155.00	0
20400	State Retirement	0.00	217.25	0.00	0.00	0.00	0.00	217.25	0
21200	Employer Medicare	0.00	36.25	0.00	0.00	0.00	0.00	36.25	0
<b>TOTALS:</b>	<b>Function: 71150 - Alternative Instruction Program</b>	<b>0.00</b>	<b>2,908.50</b>	<b>0.00</b>	<b>0.00</b>	<b>0.00</b>	<b>0.00</b>	<b>2,908.50</b>	<b>0</b>
<b>Function : 71200 - Special Education Program</b>									
18800	Bonus Payments	0.00	84,500.00	0.00	0.00	0.00	0.00	84,500.00	0
20100	Social Security	0.00	5,239.00	0.00	0.00	0.00	0.00	5,239.00	0
20400	State Retirement	0.00	7,343.00	0.00	0.00	0.00	0.00	7,343.00	0
21200	Employer Medicare	0.00	1,225.25	0.00	0.00	0.00	0.00	1,225.25	0
39900	Other Contracted Services	250,000.00	10,000.00	0.00	0.00	0.00	0.00	10,000.00	0
42900	Instructional Supplies & Materials	30,000.00	1,190.00	0.00	0.00	0.00	0.00	1,190.00	0
47100	Software	0.00	21,810.00	0.00	0.00	0.00	0.00	21,810.00	0
<b>TOTALS:</b>	<b>Function: 71200 - Special Education Program</b>	<b>280,000.00</b>	<b>131,307.25</b>	<b>0.00</b>	<b>0.00</b>	<b>0.00</b>	<b>0.00</b>	<b>131,307.25</b>	<b>0</b>
<b>Function : 71300 - Vocational Education Program</b>									
18800	Bonus Payments	0.00	5,500.00	0.00	0.00	0.00	0.00	5,500.00	0
20100	Social Security	0.00	341.00	0.00	0.00	0.00	0.00	341.00	0
20400	State Retirement	0.00	477.95	0.00	0.00	0.00	0.00	477.95	0
21200	Employer Medicare	0.00	79.75	0.00	0.00	0.00	0.00	79.75	0
<b>TOTALS:</b>	<b>Function: 71300 - Vocational Education Program</b>	<b>0.00</b>	<b>6,398.70</b>	<b>0.00</b>	<b>0.00</b>	<b>0.00</b>	<b>0.00</b>	<b>6,398.70</b>	<b>0</b>
<b>Function : 72110 - Attendance</b>									
18800	Bonus Payments	0.00	1,500.00	0.00	0.00	0.00	0.00	1,500.00	0
20100	Social Security	0.00	93.00	0.00	0.00	0.00	0.00	93.00	0
20400	State Retirement	0.00	130.35	0.00	0.00	0.00	0.00	130.35	0
21200	Employer Medicare	0.00	21.75	0.00	0.00	0.00	0.00	21.75	0
<b>TOTALS:</b>	<b>Function: 72110 - Attendance</b>	<b>0.00</b>	<b>1,745.10</b>	<b>0.00</b>	<b>0.00</b>	<b>0.00</b>	<b>0.00</b>	<b>1,745.10</b>	<b>0</b>

# COLLIERVILLE SCHOOLS

## EXPENSES BY FUNCTION

Page: 21 of 33

07/12/2022

2:57:56 PM

Report Code: BAT\_GL\_TEMPLATE

BATCH QUEUE ID 497687

FOR JUNE, 2022

PROJECT : 9360 - ESSER GRANT 3.0

OBJECT	DESCRIPTION	BUDGET AMOUNT	ADJUSTED BUDGET	CURRENT ACTIVITY	YTD ACTIVITY	ENCUMBRANCE	REQUISITION	UNENCUMBERED BALANCE	PERCENT ENCMBRD
<b>Function : 72120 - Health Services</b>									
18800	Bonus Payments	0.00	13,500.00	0.00	0.00	0.00	0.00	13,500.00	0
20100	Social Security	0.00	837.00	0.00	0.00	0.00	0.00	837.00	0
20400	State Retirement	0.00	1,173.15	0.00	0.00	0.00	0.00	1,173.15	0
21200	Employer Medicare	0.00	195.75	0.00	0.00	0.00	0.00	195.75	0
<b>TOTALS:</b>	<b>Function: 72120 - Health Services</b>	<b>0.00</b>	<b>15,705.90</b>	<b>0.00</b>	<b>0.00</b>	<b>0.00</b>	<b>0.00</b>	<b>15,705.90</b>	<b>0</b>
<b>Function : 72130 - Other Student Support</b>									
12300	Guidance Personnel	167,349.00	167,349.00	8,582.00	55,783.00	0.00	0.00	111,566.00	33
18800	Bonus Payments	0.00	20,000.00	0.00	0.00	0.00	0.00	20,000.00	0
20100	Social Security	10,375.64	11,615.64	532.08	3,352.93	0.00	0.00	8,262.71	29
20400	State Retirement	11,998.92	13,736.92	814.87	5,676.65	0.00	0.00	8,060.27	41
20600	Life Insurance	502.05	502.05	0.00	168.00	0.00	0.00	334.05	33
20700	Medical Insurance	20,700.00	20,700.00	0.00	0.00	0.00	0.00	20,700.00	0
21200	Employer Medicare	2,426.56	2,716.56	124.44	784.10	0.00	0.00	1,932.46	29
<b>TOTALS:</b>	<b>Function: 72130 - Other Student Support</b>	<b>213,352.17</b>	<b>236,620.17</b>	<b>10,053.39</b>	<b>65,764.68</b>	<b>0.00</b>	<b>0.00</b>	<b>170,855.49</b>	<b>28</b>
<b>Function : 72210 - Regular Instruction Program Support</b>									
10500	Supervisor/Director	332,712.00	332,712.00	8,537.77	110,904.00	0.00	0.00	221,808.00	33
18800	Bonus Payments	0.00	15,500.00	0.00	0.00	0.00	0.00	15,500.00	0
20100	Social Security	20,629.74	21,590.74	529.35	6,424.30	0.00	0.00	15,166.44	30
20400	State Retirement	23,855.46	25,202.41	879.39	11,423.10	0.00	0.00	13,779.31	45
20600	Life Insurance	999.00	999.00	0.00	333.00	0.00	0.00	666.00	33
20700	Medical Insurance	23,855.46	27,000.00	0.00	11,976.60	0.00	0.00	15,023.40	44
21200	Employer Medicare	4,824.33	5,049.08	123.80	1,502.45	0.00	0.00	3,546.63	30
47145	Software-TN All Corp	90,968.04	90,968.04	0.00	0.00	0.00	0.00	90,968.04	0
52400	In-Service/Staff Development	0.00	40,950.00	19,500.00	19,500.00	0.00	0.00	21,450.00	48
<b>TOTALS:</b>	<b>Function: 72210 - Regular Instruction Program Support</b>	<b>497,844.03</b>	<b>559,971.27</b>	<b>29,570.31</b>	<b>162,063.45</b>	<b>0.00</b>	<b>0.00</b>	<b>397,907.82</b>	<b>29</b>

# COLLIERVILLE SCHOOLS

## EXPENSES BY FUNCTION

Page: 22 of 33

07/12/2022

2:57:56 PM

Report Code: BAT\_GL\_TEMPLATE

BATCH QUEUE ID 497687

FOR JUNE, 2022

PROJECT : 9360 - ESSER GRANT 3.0

OBJECT	DESCRIPTION	BUDGET AMOUNT	ADJUSTED BUDGET	CURRENT ACTIVITY	YTD ACTIVITY	ENCUMBRANCE	REQUISITION	UNENCUMBERED BALANCE	PERCENT ENCMBRD
<b>Function : 72220 - Special Education Program Support</b>									
18800	Bonus Payments	0.00	13,500.00	0.00	0.00	0.00	0.00	13,500.00	0
20100	Social Security	0.00	837.00	0.00	0.00	0.00	0.00	837.00	0
20400	State Retirement	0.00	1,173.15	0.00	0.00	0.00	0.00	1,173.15	0
21200	Employer Medicare	0.00	195.75	0.00	0.00	0.00	0.00	195.75	0
52400	In-Service/Staff Development	0.00	1,500.00	0.00	0.00	0.00	0.00	1,500.00	0
<b>TOTALS:</b>	<b>Function: 72220 - Special Education Program Support</b>	<b>0.00</b>	<b>17,205.90</b>	<b>0.00</b>	<b>0.00</b>	<b>0.00</b>	<b>0.00</b>	<b>17,205.90</b>	<b>0</b>
<b>Function : 72250 - Technology</b>									
18800	Bonus Payments	0.00	15,000.00	0.00	0.00	0.00	0.00	15,000.00	0
20100	Social Security	0.00	930.00	0.00	0.00	0.00	0.00	930.00	0
20400	State Retirement	0.00	1,303.50	0.00	0.00	0.00	0.00	1,303.50	0
21200	Employer Medicare	0.00	217.50	0.00	0.00	0.00	0.00	217.50	0
<b>TOTALS:</b>	<b>Function: 72250 - Technology</b>	<b>0.00</b>	<b>17,451.00</b>	<b>0.00</b>	<b>0.00</b>	<b>0.00</b>	<b>0.00</b>	<b>17,451.00</b>	<b>0</b>
<b>Function : 72320 - Director of Schools</b>									
18800	Bonus Payments	0.00	3,500.00	0.00	0.00	0.00	0.00	3,500.00	0
20100	Social Security	0.00	217.00	0.00	0.00	0.00	0.00	217.00	0
20400	State Retirement	0.00	304.15	0.00	0.00	0.00	0.00	304.15	0
21200	Employer Medicare	0.00	50.75	0.00	0.00	0.00	0.00	50.75	0
<b>TOTALS:</b>	<b>Function: 72320 - Director of Schools</b>	<b>0.00</b>	<b>4,071.90</b>	<b>0.00</b>	<b>0.00</b>	<b>0.00</b>	<b>0.00</b>	<b>4,071.90</b>	<b>0</b>
<b>Function : 72410 - Office of the Principal</b>									
18800	Bonus Payments	0.00	39,000.00	0.00	0.00	0.00	0.00	39,000.00	0
20100	Social Security	0.00	2,418.00	0.00	0.00	0.00	0.00	2,418.00	0
20400	State Retirement	0.00	3,389.10	0.00	0.00	0.00	0.00	3,389.10	0
21200	Employer Medicare	0.00	565.50	0.00	0.00	0.00	0.00	565.50	0
<b>TOTALS:</b>	<b>Function: 72410 - Office of the Principal</b>	<b>0.00</b>	<b>45,372.60</b>	<b>0.00</b>	<b>0.00</b>	<b>0.00</b>	<b>0.00</b>	<b>45,372.60</b>	<b>0</b>

# COLLIERVILLE SCHOOLS

## EXPENSES BY FUNCTION

Page: 23 of 33

07/12/2022

2:57:56 PM

Report Code: BAT\_GL\_TEMPLATE

BATCH QUEUE ID 497687

FOR JUNE, 2022

PROJECT : 9360 - ESSER GRANT 3.0

OBJECT	DESCRIPTION	BUDGET AMOUNT	ADJUSTED BUDGET	CURRENT ACTIVITY	YTD ACTIVITY	ENCUMBRANCE	REQUISITION	UNENCUMBERED BALANCE	PERCENT ENCMBRD
<b>Function : 72510 - Fiscal Services</b>									
11900	Accountants/Bookkeepers	273,000.00	273,000.00	3,515.03	36,824.21	0.00	0.00	236,175.79	13
18800	Bonus Payments	0.00	5,500.00	0.00	0.00	0.00	0.00	5,500.00	0
20100	Social Security	16,926.00	17,267.00	217.93	2,214.53	0.00	0.00	15,052.47	13
20400	State Retirement	19,574.10	20,052.05	252.04	2,640.46	0.00	0.00	17,411.59	13
20600	Life Insurance	819.00	819.00	0.00	124.95	0.00	0.00	694.05	15
20700	Medical Insurance	21,519.00	21,519.00	0.00	3,428.10	0.00	0.00	18,090.90	16
21200	Employer Medicare	3,958.50	4,038.25	50.97	517.95	0.00	0.00	3,520.30	13
<b>TOTALS:</b>	<b>Function: 72510 - Fiscal Services</b>	<b>335,796.60</b>	<b>342,195.30</b>	<b>4,035.97</b>	<b>45,750.20</b>	<b>0.00</b>	<b>0.00</b>	<b>296,445.10</b>	<b>13</b>
<b>Function : 72520 - Human Resources/Personnel</b>									
18800	Bonus Payments	0.00	3,000.00	0.00	0.00	0.00	0.00	3,000.00	0
20100	Social Security	0.00	186.00	0.00	0.00	0.00	0.00	186.00	0
20400	State Retirement	0.00	260.70	0.00	0.00	0.00	0.00	260.70	0
21200	Employer Medicare	0.00	43.50	0.00	0.00	0.00	0.00	43.50	0
<b>TOTALS:</b>	<b>Function: 72520 - Human Resources/Personnel</b>	<b>0.00</b>	<b>3,490.20</b>	<b>0.00</b>	<b>0.00</b>	<b>0.00</b>	<b>0.00</b>	<b>3,490.20</b>	<b>0</b>
<b>Function : 72610 - Operation of Plant</b>									
18800	Bonus Payments	0.00	6,000.00	0.00	0.00	0.00	0.00	6,000.00	0
20100	Social Security	0.00	372.00	0.00	0.00	0.00	0.00	372.00	0
20400	State Retirement	0.00	521.40	0.00	0.00	0.00	0.00	521.40	0
21200	Employer Medicare	0.00	87.00	0.00	0.00	0.00	0.00	87.00	0
72000	Plant Operation Equipment	1,700,186.00	1,772,136.00	531,101.00	542,805.98	0.00	0.00	1,229,330.02	31
<b>TOTALS:</b>	<b>Function: 72610 - Operation of Plant</b>	<b>1,700,186.00</b>	<b>1,779,116.40</b>	<b>531,101.00</b>	<b>542,805.98</b>	<b>0.00</b>	<b>0.00</b>	<b>1,236,310.42</b>	<b>31</b>
<b>Function : 72620 - Maintenance of Plant</b>									
18800	Bonus Payments	0.00	4,500.00	0.00	0.00	0.00	0.00	4,500.00	0
20100	Social Security	0.00	279.00	0.00	0.00	0.00	0.00	279.00	0
20400	State Retirement	0.00	391.05	0.00	0.00	0.00	0.00	391.05	0
21200	Employer Medicare	0.00	65.25	0.00	0.00	0.00	0.00	65.25	0
<b>TOTALS:</b>	<b>Function: 72620 - Maintenance of Plant</b>	<b>0.00</b>	<b>5,235.30</b>	<b>0.00</b>	<b>0.00</b>	<b>0.00</b>	<b>0.00</b>	<b>5,235.30</b>	<b>0</b>

# COLLIERVILLE SCHOOLS

## EXPENSES BY FUNCTION

Page: 24 of 33

07/12/2022

2:57:56 PM

Report Code: BAT\_GL\_TEMPLATE

BATCH QUEUE ID 497687

FOR JUNE, 2022

PROJECT : 9360 - ESSER GRANT 3.0

OBJECT	DESCRIPTION	BUDGET AMOUNT	ADJUSTED BUDGET	CURRENT ACTIVITY	YTD ACTIVITY	ENCUMBRANCE	REQUISITION	UNENCUMBERED BALANCE	PERCENT ENCMBRD
<b>Function : 72710 - Transportation</b>									
18800	Bonus Payments	0.00	2,000.00	0.00	0.00	0.00	0.00	2,000.00	0
20100	Social Security	0.00	124.00	0.00	0.00	0.00	0.00	124.00	0
20400	State Retirement	0.00	173.80	0.00	0.00	0.00	0.00	173.80	0
21200	Employer Medicare	0.00	29.00	0.00	0.00	0.00	0.00	29.00	0
<b>TOTALS:</b>	<b>Function: 72710 - Transportation</b>	<b>0.00</b>	<b>2,326.80</b>	<b>0.00</b>	<b>0.00</b>	<b>0.00</b>	<b>0.00</b>	<b>2,326.80</b>	<b>0</b>
<b>Function : 73100 - Food Service</b>									
18800	Bonus Payments	0.00	21,000.00	0.00	0.00	0.00	0.00	21,000.00	0
20100	Social Security	0.00	1,302.00	0.00	0.00	0.00	0.00	1,302.00	0
20400	State Retirement	0.00	1,824.90	0.00	0.00	0.00	0.00	1,824.90	0
21200	Employer Medicare	0.00	304.50	0.00	0.00	0.00	0.00	304.50	0
<b>TOTALS:</b>	<b>Function: 73100 - Food Service</b>	<b>0.00</b>	<b>24,431.40</b>	<b>0.00</b>	<b>0.00</b>	<b>0.00</b>	<b>0.00</b>	<b>24,431.40</b>	<b>0</b>
<b>Function : 73400 - Early Childhood Education</b>									
18800	Bonus Payments	0.00	2,000.00	0.00	0.00	0.00	0.00	2,000.00	0
20100	Social Security	0.00	124.00	0.00	0.00	0.00	0.00	124.00	0
20400	State Retirement	0.00	173.80	0.00	0.00	0.00	0.00	173.80	0
21200	Employer Medicare	0.00	29.00	0.00	0.00	0.00	0.00	29.00	0
<b>TOTALS:</b>	<b>Function: 73400 - Early Childhood Education</b>	<b>0.00</b>	<b>2,326.80</b>	<b>0.00</b>	<b>0.00</b>	<b>0.00</b>	<b>0.00</b>	<b>2,326.80</b>	<b>0</b>
<b>Function : 76100 - Regular Capital Outlay</b>									
70700	Building Improvements	8,525,000.00	6,851,135.95	221,281.46	1,562,029.38	0.00	0.00	5,289,106.57	23
<b>TOTALS:</b>	<b>Function: 76100 - Regular Capital Outlay</b>	<b>8,525,000.00</b>	<b>6,851,135.95</b>	<b>221,281.46</b>	<b>1,562,029.38</b>	<b>0.00</b>	<b>0.00</b>	<b>5,289,106.57</b>	<b>23</b>
<b>Function : 99100 - Transfers Out</b>									
50400	Indirect Cost	0.00	1,017,706.50	0.00	0.00	0.00	0.00	1,017,706.50	0
<b>TOTALS:</b>	<b>Function: 99100 - Transfers Out</b>	<b>0.00</b>	<b>1,017,706.50</b>	<b>0.00</b>	<b>0.00</b>	<b>0.00</b>	<b>0.00</b>	<b>1,017,706.50</b>	<b>0</b>
<b>TOTALS:</b>	<b>Project: 9360 - ESSER GRANT 3.0</b>	<b>16,014,595.45</b>	<b>16,014,595.45</b>	<b>892,377.55</b>	<b>3,375,171.12</b>	<b>0.00</b>	<b>0.00</b>	<b>12,639,424.33</b>	<b>21</b>

# COLLIERVILLE SCHOOLS

## EXPENSES BY FUNCTION

Page: 25 of 33

07/12/2022

2:57:56 PM

Report Code: BAT\_GL\_TEMPLATE

BATCH QUEUE ID 497687

FOR JUNE, 2022

PROJECT : 9370 - INNOVATIVE HIGH SCHOOLS GRANT

OBJECT	DESCRIPTION	BUDGET AMOUNT	ADJUSTED BUDGET	CURRENT ACTIVITY	YTD ACTIVITY	ENCUMBRANCE	REQUISITION	UNENCUMBERED BALANCE	PERCENT ENCMBRD
<b>Function : 71300 - Vocational Education Program</b>									
11600	Teachers	0.00	106,404.00	0.00	0.00	0.00	0.00	106,404.00	0
20100	Social Security	0.00	8,138.00	0.00	0.00	0.00	0.00	8,138.00	0
20400	State Retirement	0.00	10,960.00	0.00	0.00	0.00	0.00	10,960.00	0
20600	Life Insurance	0.00	336.00	0.00	0.00	0.00	0.00	336.00	0
20700	Medical Insurance	0.00	34,084.00	0.00	0.00	0.00	0.00	34,084.00	0
33600	Maint & Repair-Equipment	12,000.00	12,000.00	0.00	0.00	0.00	0.00	12,000.00	0
42900	Instructional Supplies & Materials	137,832.60	137,832.60	0.00	0.00	0.00	0.00	137,832.60	0
49900	Other Supplies & Materials	166,167.40	360,667.40	0.00	230,185.00	0.00	0.00	130,482.40	64
73000	Vocational Equipment	900,000.00	895,500.00	0.00	99,277.00	0.00	0.00	796,223.00	11
<b>TOTALS:</b>	<b>Function: 71300 - Vocational Education Program</b>	<b>1,216,000.00</b>	<b>1,565,922.00</b>	<b>0.00</b>	<b>329,462.00</b>	<b>0.00</b>	<b>0.00</b>	<b>1,236,460.00</b>	<b>21</b>
<b>Function : 72130 - Other Student Support</b>									
39900	Other Contracted Services	348,000.00	268,000.00	0.00	0.00	0.00	0.00	268,000.00	0
49900	Other Supplies & Materials	20,000.00	20,000.00	0.00	0.00	0.00	0.00	20,000.00	0
52400	In-Service/Staff Development	80,000.00	80,000.00	0.00	43,472.45	0.00	0.00	36,527.55	54
<b>TOTALS:</b>	<b>Function: 72130 - Other Student Support</b>	<b>448,000.00</b>	<b>368,000.00</b>	<b>0.00</b>	<b>43,472.45</b>	<b>0.00</b>	<b>0.00</b>	<b>324,527.55</b>	<b>12</b>
<b>Function : 72230 - Vocational Education Program Support</b>									
59900	Other Charges	336,000.00	66,078.00	0.00	0.00	0.00	0.00	66,078.00	0
<b>TOTALS:</b>	<b>Function: 72230 - Vocational Education Program Support</b>	<b>336,000.00</b>	<b>66,078.00</b>	<b>0.00</b>	<b>0.00</b>	<b>0.00</b>	<b>0.00</b>	<b>66,078.00</b>	<b>0</b>
<b>TOTALS:</b>	<b>Project: 9370 - Innovative High Schools Grant</b>	<b>2,000,000.00</b>	<b>2,000,000.00</b>	<b>0.00</b>	<b>372,934.45</b>	<b>0.00</b>	<b>0.00</b>	<b>1,627,065.55</b>	<b>19</b>

# COLLIERVILLE SCHOOLS

## EXPENSES BY FUNCTION

Page: 26 of 33

07/12/2022

2:57:56 PM

Report Code: BAT\_GL\_TEMPLATE

BATCH QUEUE ID 497687

FOR JUNE, 2022

PROJECT : 9380 - TN ALL CORPS GRANT

OBJECT	DESCRIPTION	BUDGET AMOUNT	ADJUSTED BUDGET	CURRENT ACTIVITY	YTD ACTIVITY	ENCUMBRANCE	REQUISITION	UNENCUMBERED BALANCE	PERCENT ENCMBRD
<b>Function : 72210 - Regular Instruction Program Support</b>									
39945	Other Contr Services-TN All Corp	300,000.00	282,564.50	0.00	282,564.50	0.00	0.00	0.00	100
42945	Instructional Supplies-TN All Corp	90,000.00	86,323.70	0.00	86,323.70	0.00	0.00	0.00	100
49945	Other Supp & Mat-TN All Corp	92,200.00	120,713.80	90,102.75	103,657.18	0.00	0.00	17,056.62	86
52445	In-Service/Staff Dev-TN All Corp	7,800.00	398.00	0.00	398.00	0.00	0.00	0.00	100
<b>TOTALS:</b>	<b>Function: 72210 - Regular Instruction Program Support</b>	<b>490,000.00</b>	<b>490,000.00</b>	<b>90,102.75</b>	<b>472,943.38</b>	<b>0.00</b>	<b>0.00</b>	<b>17,056.62</b>	<b>97</b>
<b>TOTALS:</b>	<b>Project: 9380 - TN ALL CORPS GRANT</b>	<b>490,000.00</b>	<b>490,000.00</b>	<b>90,102.75</b>	<b>472,943.38</b>	<b>0.00</b>	<b>0.00</b>	<b>17,056.62</b>	<b>97</b>

# COLLIERVILLE SCHOOLS

## EXPENSES BY FUNCTION

BATCH QUEUE ID 497687

FOR JUNE, 2022

PROJECT : 9390 - FISCAL PRE-MONITORING SUPPORTS GRANT

Page: 27 of 33

07/12/2022

2:57:56 PM

Report Code: BAT\_GL\_TEMPLATE

OBJECT	DESCRIPTION	BUDGET AMOUNT	ADJUSTED BUDGET	CURRENT ACTIVITY	YTD ACTIVITY	ENCUMBRANCE	REQUISITION	UNENCUMBERED BALANCE	PERCENT ENCMBRD
<b>Function : 72510 - Fiscal Services</b>									
39900	Other Contracted Services	46,200.00	46,200.00	0.00	0.00	0.00	0.00	46,200.00	0
<b>TOTALS:</b>	<b>Function: 72510 - Fiscal Services</b>	<b>46,200.00</b>	<b>46,200.00</b>	<b>0.00</b>	<b>0.00</b>	<b>0.00</b>	<b>0.00</b>	<b>46,200.00</b>	<b>0</b>
<b>TOTALS:</b>	<b>Project: 9390 - Fiscal Pre-Monitoring Supports Grant</b>	<b>46,200.00</b>	<b>46,200.00</b>	<b>0.00</b>	<b>0.00</b>	<b>0.00</b>	<b>0.00</b>	<b>46,200.00</b>	<b>0</b>



# COLLIERVILLE SCHOOLS

## EXPENSES BY FUNCTION

Page: 29 of 33

07/12/2022

2:57:56 PM

Report Code: BAT\_GL\_TEMPLATE

BATCH QUEUE ID 497687

FOR JUNE, 2022

### PROJECT : 9410 - EPIDEMIOLOGY AND LABORATORY CAPACITY GRANT

OBJECT	DESCRIPTION	BUDGET AMOUNT	ADJUSTED BUDGET	CURRENT ACTIVITY	YTD ACTIVITY	ENCUMBRANCE	REQUISITION	UNENCUMBERED BALANCE	PERCENT ENCMBRD
42500	Gasoline	5,000.00	5,000.00	0.00	0.00	0.00	0.00	5,000.00	0
72900	Transportation Equipment	75,000.00	60,000.00	30,050.00	30,050.00	0.00	0.00	29,950.00	50
<b>TOTALS:</b>	<b>Function: 72710 - Transportation</b>	<b>82,000.00</b>	<b>65,000.00</b>	<b>30,050.00</b>	<b>30,050.00</b>	<b>0.00</b>	<b>0.00</b>	<b>34,950.00</b>	<b>46</b>
<b>Function : 76100 - Regular Capital Outlay</b>									
70700	Building Improvements	275,000.00	150,000.00	0.00	83,445.00	0.00	0.00	66,555.00	56
79000	Other Equipment	0.00	24,227.00	0.00	23,111.30	0.00	0.00	1,115.70	95
<b>TOTALS:</b>	<b>Function: 76100 - Regular Capital Outlay</b>	<b>275,000.00</b>	<b>174,227.00</b>	<b>0.00</b>	<b>106,556.30</b>	<b>0.00</b>	<b>0.00</b>	<b>67,670.70</b>	<b>61</b>
<b>TOTALS:</b>	<b>Project: 9410 - Epidemiology and Laboratory Capacity Grant</b>	<b>2,492,699.69</b>	<b>2,492,699.69</b>	<b>87,302.84</b>	<b>863,683.42</b>	<b>0.00</b>	<b>0.00</b>	<b>1,629,016.27</b>	<b>35</b>

# COLLIERVILLE SCHOOLS

## EXPENSES BY FUNCTION

Page: 30 of 33

07/12/2022

2:57:56 PM

Report Code: BAT\_GL\_TEMPLATE

BATCH QUEUE ID 497687

FOR JUNE, 2022

PROJECT : 9510 - EARLY LITERACY NETWORK GRANT

OBJECT	DESCRIPTION	BUDGET AMOUNT	ADJUSTED BUDGET	CURRENT ACTIVITY	YTD ACTIVITY	ENCUMBRANCE	REQUISITION	UNENCUMBERED BALANCE	PERCENT ENCMBRD
<b>Function : 72210 - Regular Instruction Program Support</b>									
39900	Other Contracted Services	80,000.00	80,000.00	40,000.00	40,000.00	0.00	0.00	40,000.00	50
<b>TOTALS:</b>	<b>Function: 72210 - Regular Instruction Program Support</b>	<b>80,000.00</b>	<b>80,000.00</b>	<b>40,000.00</b>	<b>40,000.00</b>	<b>0.00</b>	<b>0.00</b>	<b>40,000.00</b>	<b>50</b>
<b>TOTALS:</b>	<b>Project: 9510 - Early Literacy Network Grant</b>	<b>80,000.00</b>	<b>80,000.00</b>	<b>40,000.00</b>	<b>40,000.00</b>	<b>0.00</b>	<b>0.00</b>	<b>40,000.00</b>	<b>50</b>

# COLLIERVILLE SCHOOLS

## EXPENSES BY FUNCTION

Page: 31 of 33

07/12/2022

2:57:56 PM

Report Code: BAT\_GL\_TEMPLATE

BATCH QUEUE ID 497687

FOR JUNE, 2022

PROJECT : 9520 - LITERACY TRAINING TEACHER STIPEND GRANT

OBJECT	DESCRIPTION	BUDGET AMOUNT	ADJUSTED BUDGET	CURRENT ACTIVITY	YTD ACTIVITY	ENCUMBRANCE	REQUISITION	UNENCUMBERED BALANCE	PERCENT ENCMBRD
<b>Function : 71100 - Regular Instruction Program</b>									
18900	Other Salaries & Wages	1,000.00	1,000.00	0.00	1,000.00	0.00	0.00	0.00	100
<b>TOTALS:</b>	<b>Function: 71100 - Regular Instruction Program</b>	<b>1,000.00</b>	<b>1,000.00</b>	<b>0.00</b>	<b>1,000.00</b>	<b>0.00</b>	<b>0.00</b>	<b>0.00</b>	<b>100</b>
<b>TOTALS:</b>	<b>Project: 9520 - Literacy Training Teacher Stipend Grant</b>	<b>1,000.00</b>	<b>1,000.00</b>	<b>0.00</b>	<b>1,000.00</b>	<b>0.00</b>	<b>0.00</b>	<b>0.00</b>	<b>100</b>

# COLLIERVILLE SCHOOLS

## EXPENSES BY FUNCTION

Page: 32 of 33

07/12/2022

2:57:56 PM

Report Code: BAT\_GL\_TEMPLATE

BATCH QUEUE ID 497687

	BUDGET AMOUNT	ADJUSTED BUDGET	CURRENT ACTIVITY	YTD ACTIVITY	ENCUMBRANCE	REQUISITION	UNENCUMBERED BALANCE	PERCENT ENCMBRD
GRAND TOTAL:	32,120,238.04	33,969,424.38	1,979,272.34	15,155,894.54	0.00	0.00	18,813,529.84	45

# **DISCRETIONARY GRANTS**

# COLLIERVILLE SCHOOLS

REVENUE BY FUNC

BATCH QUEUE ID 497690

FOR JUNE, 2022

PROJECT : 8010 - VOLUNTARY PRE-K

Page: 1 of 30

07/12/2022

2:59:08 PM

Report Code: BAT\_GL\_TEMPLATE

<b>FUNCTION</b>	<b>DESCRIPTION</b>	<b>BUDGET AMOUNT</b>	<b>ADJUSTED BUDGET</b>	<b>CURRENT ACTIVITY</b>	<b>YTD ACTIVITY</b>	<b>ENCUMBRANCE</b>	<b>REQUISITION</b>	<b>UNENCUMBERED BALANCE</b>	<b>PERCENT ENCMBRD</b>
46590	Other State Education Funds	190,174.30	190,174.30	15,147.86	169,936.79	0.00	0.00	20,237.51	89
<b>TOTALS:</b>	<b>Project: 8010 - VOLUNTARY PRE-K</b>	<b>190,174.30</b>	<b>190,174.30</b>	<b>15,147.86</b>	<b>169,936.79</b>	<b>0.00</b>	<b>0.00</b>	<b>20,237.51</b>	<b>89</b>

# COLLIERVILLE SCHOOLS

## REVENUE BY FUNC

Report Code: BAT\_GL\_TEMPLATE

BATCH QUEUE ID 497690

FOR JUNE, 2022

PROJECT : 8020 - COORDINATED SCHOOL HEALTH

FUNCTION	DESCRIPTION	BUDGET AMOUNT	ADJUSTED BUDGET	CURRENT ACTIVITY	YTD ACTIVITY	ENCUMBRANCE	REQUISITION	UNENCUMBERED BALANCE	PERCENT ENCMBRD
46591	Coordinated School Health	90,000.00	90,000.00	6,992.00	67,776.82	0.00	0.00	22,223.18	75
<b>TOTALS:</b>	<b>Project: 8020 - COORDINATED SCHOOL HEALTH</b>	<b>90,000.00</b>	<b>90,000.00</b>	<b>6,992.00</b>	<b>67,776.82</b>	<b>0.00</b>	<b>0.00</b>	<b>22,223.18</b>	<b>75</b>

# COLLIERVILLE SCHOOLS

Page: 3 of 30

REVENUE BY FUNC

07/12/2022

Report Code: BAT\_GL\_TEMPLATE

BATCH QUEUE ID 497690

2:59:08 PM

FOR JUNE, 2022

PROJECT : 8030 - SAFE SCHOOLS GRANT

<b>FUNCTION</b>	<b>DESCRIPTION</b>	<b>BUDGET AMOUNT</b>	<b>ADJUSTED BUDGET</b>	<b>CURRENT ACTIVITY</b>	<b>YTD ACTIVITY</b>	<b>ENCUMBRANCE</b>	<b>REQUISITION</b>	<b>UNENCUMBERED BALANCE</b>	<b>PERCENT ENCMBRD</b>
46981	Safe Schools	214,967.00	214,967.00	7,163.94	132,040.80	0.00	0.00	82,926.20	61
<b>TOTALS:</b>	<b>Project: 8030 - Safe Schools Grant</b>	<b>214,967.00</b>	<b>214,967.00</b>	<b>7,163.94</b>	<b>132,040.80</b>	<b>0.00</b>	<b>0.00</b>	<b>82,926.20</b>	<b>61</b>

# COLLIERVILLE SCHOOLS

## REVENUE BY FUNC

BATCH QUEUE ID 497690

FOR JUNE, 2022

PROJECT : 8036 - AMERICA'S FARMERS GROW

Page: 4 of 30

07/12/2022

2:59:08 PM

Report Code: BAT\_GL\_TEMPLATE

<b>FUNCTION</b>	<b>DESCRIPTION</b>	<b>BUDGET AMOUNT</b>	<b>ADJUSTED BUDGET</b>	<b>CURRENT ACTIVITY</b>	<b>YTD ACTIVITY</b>	<b>ENCUMBRANCE</b>	<b>REQUISITION</b>	<b>UNENCUMBERED BALANCE</b>	<b>PERCENT ENCMBRD</b>
44990	Other Local Revenue	2,500.00	2,500.00	0.00	0.00	0.00	0.00	2,500.00	0
<b>TOTALS:</b>	<b>Project: 8036 - America's Farmers Grow</b>	<b>2,500.00</b>	<b>2,500.00</b>	<b>0.00</b>	<b>0.00</b>	<b>0.00</b>	<b>0.00</b>	<b>2,500.00</b>	<b>0</b>

# COLLIERVILLE SCHOOLS

## REVENUE BY FUNC

BATCH QUEUE ID 497690

FOR JUNE, 2022

PROJECT : 8043 - DONATIONS - GREENHOUSE PROJECT AT CMS

Page: 5 of 30

07/12/2022

2:59:08 PM

Report Code: BAT\_GL\_TEMPLATE

FUNCTION	DESCRIPTION	BUDGET AMOUNT	ADJUSTED BUDGET	CURRENT ACTIVITY	YTD ACTIVITY	ENCUMBRANCE	REQUISITION	UNENCUMBERED BALANCE	PERCENT ENCMBRD
44990	Other Local Revenue	3,473.00	3,473.00	0.00	0.00	0.00	0.00	3,473.00	0
<b>TOTALS:</b>	<b>Project: 8043 - Donations - Greenhouse Project at CMS</b>	<b>3,473.00</b>	<b>3,473.00</b>	<b>0.00</b>	<b>0.00</b>	<b>0.00</b>	<b>0.00</b>	<b>3,473.00</b>	<b>0</b>

# COLLIERVILLE SCHOOLS

REVENUE BY FUNC

BATCH QUEUE ID 497690

FOR JUNE, 2022

PROJECT : 8046 - FAMILY RESOURCE/RACE 4 THE VILLE

Page: 6 of 30

07/12/2022

2:59:08 PM

Report Code: BAT\_GL\_TEMPLATE

<b>FUNCTION</b>	<b>DESCRIPTION</b>	<b>BUDGET AMOUNT</b>	<b>ADJUSTED BUDGET</b>	<b>CURRENT ACTIVITY</b>	<b>YTD ACTIVITY</b>	<b>ENCUMBRANCE</b>	<b>REQUISITION</b>	<b>UNENCUMBERED BALANCE</b>	<b>PERCENT ENCMBRD</b>
44990	Other Local Revenue	10,098.92	27,661.42	0.00	17,717.00	0.00	0.00	9,944.42	64
<b>TOTALS:</b>	<b>Project: 8046 - Family Resource/Race 4 the Ville</b>	<b>10,098.92</b>	<b>27,661.42</b>	<b>0.00</b>	<b>17,717.00</b>	<b>0.00</b>	<b>0.00</b>	<b>9,944.42</b>	<b>64</b>

# COLLIERVILLE SCHOOLS

## REVENUE BY FUNC

BATCH QUEUE ID 497690

FOR JUNE, 2022

PROJECT : 8047 - DONATIONS-AUDITORIUM SEATS (CHS)

Page: 7 of 30

07/12/2022

2:59:08 PM

Report Code: BAT\_GL\_TEMPLATE

<b>FUNCTION</b>	<b>DESCRIPTION</b>	<b>BUDGET AMOUNT</b>	<b>ADJUSTED BUDGET</b>	<b>CURRENT ACTIVITY</b>	<b>YTD ACTIVITY</b>	<b>ENCUMBRANCE</b>	<b>REQUISITION</b>	<b>UNENCUMBERED BALANCE</b>	<b>PERCENT ENCMBRD</b>
44990	Other Local Revenue	3,000.00	3,000.00	0.00	0.00	0.00	0.00	3,000.00	0
<b>TOTALS:</b>	<b>Project: 8047 - Donations- Auditorium Seats (CHS)</b>	<b>3,000.00</b>	<b>3,000.00</b>	<b>0.00</b>	<b>0.00</b>	<b>0.00</b>	<b>0.00</b>	<b>3,000.00</b>	<b>0</b>

# COLLIERVILLE SCHOOLS

REVENUE BY FUNC

BATCH QUEUE ID 497690

FOR JUNE, 2022

PROJECT : 8048 - DISTRICT PD

Page: 8 of 30

07/12/2022

2:59:08 PM

Report Code: BAT\_GL\_TEMPLATE

<b>FUNCTION</b>	<b>DESCRIPTION</b>	<b>BUDGET AMOUNT</b>	<b>ADJUSTED BUDGET</b>	<b>CURRENT ACTIVITY</b>	<b>YTD ACTIVITY</b>	<b>ENCUMBRANCE</b>	<b>REQUISITION</b>	<b>UNENCUMBERED BALANCE</b>	<b>PERCENT ENCMBRD</b>
44990	Other Local Revenue	5,018.13	5,018.13	2,000.00	2,000.00	0.00	0.00	3,018.13	40
<b>TOTALS:</b>	<b>Project: 8048 - District PD</b>	<b>5,018.13</b>	<b>5,018.13</b>	<b>2,000.00</b>	<b>2,000.00</b>	<b>0.00</b>	<b>0.00</b>	<b>3,018.13</b>	<b>40</b>

# COLLIERVILLE SCHOOLS

## REVENUE BY FUNC

Report Code: BAT\_GL\_TEMPLATE

BATCH QUEUE ID 497690

FOR JUNE, 2022

PROJECT : 8049 - VPK DONATIONS

<b>FUNCTION</b>	<b>DESCRIPTION</b>	<b>BUDGET AMOUNT</b>	<b>ADJUSTED BUDGET</b>	<b>CURRENT ACTIVITY</b>	<b>YTD ACTIVITY</b>	<b>ENCUMBRANCE</b>	<b>REQUISITION</b>	<b>UNENCUMBERED BALANCE</b>	<b>PERCENT ENCMBRD</b>
44990	Other Local Revenue	473.97	473.97	0.00	0.00	0.00	0.00	473.97	0
<b>TOTALS:</b>	<b>Project: 8049 - VPK Donations</b>	<b>473.97</b>	<b>473.97</b>	<b>0.00</b>	<b>0.00</b>	<b>0.00</b>	<b>0.00</b>	<b>473.97</b>	<b>0</b>

# COLLIERVILLE SCHOOLS

REVENUE BY FUNC

BATCH QUEUE ID 497690

FOR JUNE, 2022

PROJECT : 8050 - DONATION-WCMS GREENHOUSE PROJECT

Page: 10 of 30

07/12/2022

2:59:08 PM

Report Code: BAT\_GL\_TEMPLATE

<b>FUNCTION</b>	<b>DESCRIPTION</b>	<b>BUDGET AMOUNT</b>	<b>ADJUSTED BUDGET</b>	<b>CURRENT ACTIVITY</b>	<b>YTD ACTIVITY</b>	<b>ENCUMBRANCE</b>	<b>REQUISITION</b>	<b>UNENCUMBERED BALANCE</b>	<b>PERCENT ENCMBRD</b>
44990	Other Local Revenue	11,500.00	11,500.00	11,500.00	11,500.00	0.00	0.00	0.00	100
<b>TOTALS:</b>	<b>Project: 8050 - Donation- WCMS Greenhouse Project</b>	<b>11,500.00</b>	<b>11,500.00</b>	<b>11,500.00</b>	<b>11,500.00</b>	<b>0.00</b>	<b>0.00</b>	<b>0.00</b>	<b>100</b>

# COLLIERVILLE SCHOOLS

## REVENUE BY FUNC

BATCH QUEUE ID 497690

FOR JUNE, 2022

PROJECT : 8098 - CPR TRAINING PROJECT

Page: 11 of 30

07/12/2022

2:59:08 PM

Report Code: BAT\_GL\_TEMPLATE

<b>FUNCTION</b>	<b>DESCRIPTION</b>	<b>BUDGET AMOUNT</b>	<b>ADJUSTED BUDGET</b>	<b>CURRENT ACTIVITY</b>	<b>YTD ACTIVITY</b>	<b>ENCUMBRANCE</b>	<b>REQUISITION</b>	<b>UNENCUMBERED BALANCE</b>	<b>PERCENT ENCMBRD</b>
44990	Other Local Revenue	226.00	459.00	0.00	233.00	0.00	0.00	226.00	51
<b>TOTALS:</b>	<b>Project: 8098 - CPR Training Project</b>	<b>226.00</b>	<b>459.00</b>	<b>0.00</b>	<b>233.00</b>	<b>0.00</b>	<b>0.00</b>	<b>226.00</b>	<b>51</b>

# COLLIERVILLE SCHOOLS

REVENUE BY FUNC

BATCH QUEUE ID 497690

FOR JUNE, 2022

PROJECT : 8200 - ATHLETIC FUND

Page: 12 of 30

07/12/2022

2:59:08 PM

Report Code: BAT\_GL\_TEMPLATE

<b>FUNCTION</b>	<b>DESCRIPTION</b>	<b>BUDGET AMOUNT</b>	<b>ADJUSTED BUDGET</b>	<b>CURRENT ACTIVITY</b>	<b>YTD ACTIVITY</b>	<b>ENCUMBRANCE</b>	<b>REQUISITION</b>	<b>UNENCUMBERED BALANCE</b>	<b>PERCENT ENCMBRD</b>
44990	Other Local Revenue	3,000.00	10,000.00	8,293.25	8,293.25	0.00	0.00	1,706.75	83
<b>TOTALS:</b>	<b>Project: 8200 - Athletic Fund</b>	<b>3,000.00</b>	<b>10,000.00</b>	<b>8,293.25</b>	<b>8,293.25</b>	<b>0.00</b>	<b>0.00</b>	<b>1,706.75</b>	<b>83</b>

# COLLIERVILLE SCHOOLS

REVENUE BY FUNC

BATCH QUEUE ID 497690

FOR JUNE, 2022

PROJECT : 8300 - SODEXO SCHOLARSHIP

Page: 13 of 30

07/12/2022

2:59:08 PM

Report Code: BAT\_GL\_TEMPLATE

<b>FUNCTION</b>	<b>DESCRIPTION</b>	<b>BUDGET AMOUNT</b>	<b>ADJUSTED BUDGET</b>	<b>CURRENT ACTIVITY</b>	<b>YTD ACTIVITY</b>	<b>ENCUMBRANCE</b>	<b>REQUISITION</b>	<b>UNENCUMBERED BALANCE</b>	<b>PERCENT ENCMBRD</b>
44990	Other Local Revenue	21,512.50	21,512.50	0.00	0.00	0.00	0.00	21,512.50	0
<b>TOTALS:</b>	<b>Project: 8300 - SODEXO SCHOLARSHIP</b>	<b>21,512.50</b>	<b>21,512.50</b>	<b>0.00</b>	<b>0.00</b>	<b>0.00</b>	<b>0.00</b>	<b>21,512.50</b>	<b>0</b>

# COLLIERVILLE SCHOOLS

## REVENUE BY FUNC

Report Code: BAT\_GL\_TEMPLATE

BATCH QUEUE ID 497690

FOR JUNE, 2022

PROJECT : 8310 - SCHOLARSHIP (JOURNALISM/PR)

FUNCTION	DESCRIPTION	BUDGET AMOUNT	ADJUSTED BUDGET	CURRENT ACTIVITY	YTD ACTIVITY	ENCUMBRANCE	REQUISITION	UNENCUMBERED BALANCE	PERCENT ENCMBRD
44990	Other Local Revenue	10,000.00	0.00	0.00	-10,000.00	0.00	0.00	10,000.00	0
<b>TOTALS:</b>	<b>Project: 8310 - SCHOLARSHIP (JOURNALISM/PR)</b>	<b>10,000.00</b>	<b>0.00</b>	<b>0.00</b>	<b>-10,000.00</b>	<b>0.00</b>	<b>0.00</b>	<b>10,000.00</b>	<b>0</b>

# COLLIERVILLE SCHOOLS

## REVENUE BY FUNC

BATCH QUEUE ID 497690

FOR JUNE, 2022

PROJECT : 8320 - BRYAN GATLIN MEMORIAL SCHOLARSHIP

Page: 15 of 30

07/12/2022

2:59:08 PM

Report Code: BAT\_GL\_TEMPLATE

FUNCTION	DESCRIPTION	BUDGET AMOUNT	ADJUSTED BUDGET	CURRENT ACTIVITY	YTD ACTIVITY	ENCUMBRANCE	REQUISITION	UNENCUMBERED BALANCE	PERCENT ENCMBRD
44990	Other Local Revenue	9,463.00	9,463.00	0.00	0.00	0.00	0.00	9,463.00	0
<b>TOTALS:</b>	<b>Project: 8320 - BRYAN GATLIN MEMORIAL SCHOLARSHIP</b>	<b>9,463.00</b>	<b>9,463.00</b>	<b>0.00</b>	<b>0.00</b>	<b>0.00</b>	<b>0.00</b>	<b>9,463.00</b>	<b>0</b>

# COLLIERVILLE SCHOOLS

## REVENUE BY FUNC

BATCH QUEUE ID 497690

FOR JUNE, 2022

PROJECT : 8330 - GARRETT HELMS MEMORIAL FUND

Page: 16 of 30

07/12/2022

2:59:08 PM

Report Code: BAT\_GL\_TEMPLATE

<b>FUNCTION</b>	<b>DESCRIPTION</b>	<b>BUDGET AMOUNT</b>	<b>ADJUSTED BUDGET</b>	<b>CURRENT ACTIVITY</b>	<b>YTD ACTIVITY</b>	<b>ENCUMBRANCE</b>	<b>REQUISITION</b>	<b>UNENCUMBERED BALANCE</b>	<b>PERCENT ENCMBRD</b>
44990	Other Local Revenue	16,913.20	18,088.20	0.00	1,175.00	0.00	0.00	16,913.20	6
<b>TOTALS:</b>	<b>Project: 8330 - GARRETT HELMS MEMORIAL FUND</b>	<b>16,913.20</b>	<b>18,088.20</b>	<b>0.00</b>	<b>1,175.00</b>	<b>0.00</b>	<b>0.00</b>	<b>16,913.20</b>	<b>6</b>

# COLLIERVILLE SCHOOLS

## REVENUE BY FUNC

BATCH QUEUE ID 497690

FOR JUNE, 2022

PROJECT : 8340 - HART FAMILY MEMORIAL DONATION

Page: 17 of 30

07/12/2022

2:59:08 PM

Report Code: BAT\_GL\_TEMPLATE

FUNCTION	DESCRIPTION	BUDGET AMOUNT	ADJUSTED BUDGET	CURRENT ACTIVITY	YTD ACTIVITY	ENCUMBRANCE	REQUISITION	UNENCUMBERED BALANCE	PERCENT ENCMBRD
44990	Other Local Revenue	20,836.37	20,836.37	0.00	0.00	0.00	0.00	20,836.37	0
<b>TOTALS:</b>	<b>Project: 8340 - HART FAMILY MEMORIAL DONATION</b>	<b>20,836.37</b>	<b>20,836.37</b>	<b>0.00</b>	<b>0.00</b>	<b>0.00</b>	<b>0.00</b>	<b>20,836.37</b>	<b>0</b>

# COLLIERVILLE SCHOOLS

## REVENUE BY FUNC

07/12/2022

Report Code: BAT\_GL\_TEMPLATE

BATCH QUEUE ID 497690

2:59:08 PM

FOR JUNE, 2022

PROJECT : 8350 - CHRISTOPHER DUFOUR MEMORIAL SCHOLARSHIP

FUNCTION	DESCRIPTION	BUDGET AMOUNT	ADJUSTED BUDGET	CURRENT ACTIVITY	YTD ACTIVITY	ENCUMBRANCE	REQUISITION	UNENCUMBERED BALANCE	PERCENT ENCMBRD
44990	Other Local Revenue	6,926.34	6,926.34	0.00	0.00	0.00	0.00	6,926.34	0
<b>TOTALS:</b>	<b>Project: 8350 - CHRISTOPHER DUFOUR MEMORIAL SCHOLARSHIP</b>	<b>6,926.34</b>	<b>6,926.34</b>	<b>0.00</b>	<b>0.00</b>	<b>0.00</b>	<b>0.00</b>	<b>6,926.34</b>	<b>0</b>

# COLLIERVILLE SCHOOLS

## REVENUE BY FUNC

BATCH QUEUE ID 497690

FOR JUNE, 2022

PROJECT : 8360 - CHS HORT SCIENCE/C'VILLE CHAMBER COMMERCE DONATION

Page: 19 of 30

07/12/2022

2:59:08 PM

Report Code: BAT\_GL\_TEMPLATE

FUNCTION	DESCRIPTION	BUDGET AMOUNT	ADJUSTED BUDGET	CURRENT ACTIVITY	YTD ACTIVITY	ENCUMBRANCE	REQUISITION	UNENCUMBERED BALANCE	PERCENT ENCMBRD
44990	Other Local Revenue	7,500.00	10,000.00	0.00	10,000.00	0.00	0.00	0.00	100
<b>TOTALS:</b>	<b>Project: 8360 - CHS HORT SCIENCE/C'VILLE CHAMBER COMMERCE DONATION</b>	<b>7,500.00</b>	<b>10,000.00</b>	<b>0.00</b>	<b>10,000.00</b>	<b>0.00</b>	<b>0.00</b>	<b>0.00</b>	<b>100</b>

# COLLIERVILLE SCHOOLS

## REVENUE BY FUNC

Report Code: BAT\_GL\_TEMPLATE

BATCH QUEUE ID 497690

FOR JUNE, 2022

PROJECT : 8370 - DRAGON GAMES

FUNCTION	DESCRIPTION	BUDGET AMOUNT	ADJUSTED BUDGET	CURRENT ACTIVITY	YTD ACTIVITY	ENCUMBRANCE	REQUISITION	UNENCUMBERED BALANCE	PERCENT ENCMBRD
44990	Other Local Revenue	25,000.00	25,000.00	0.00	20,930.00	0.00	0.00	4,070.00	84
<b>TOTALS:</b>	<b>Project: 8370 - Dragon Games</b>	<b>25,000.00</b>	<b>25,000.00</b>	<b>0.00</b>	<b>20,930.00</b>	<b>0.00</b>	<b>0.00</b>	<b>4,070.00</b>	<b>84</b>

# COLLIERVILLE SCHOOLS

## REVENUE BY FUNC

Report Code: BAT\_GL\_TEMPLATE

BATCH QUEUE ID 497690

FOR JUNE, 2022

PROJECT : 8710 - LEARNING CAMPS

FUNCTION	DESCRIPTION	BUDGET AMOUNT	ADJUSTED BUDGET	CURRENT ACTIVITY	YTD ACTIVITY	ENCUMBRANCE	REQUISITION	UNENCUMBERED BALANCE	PERCENT ENCMBRD
46590	Other State Education Funds	28,044.74	28,044.74	0.00	28,044.74	0.00	0.00	0.00	100
<b>TOTALS:</b>	<b>Project: 8710 - Learning Camps</b>	<b>28,044.74</b>	<b>28,044.74</b>	<b>0.00</b>	<b>28,044.74</b>	<b>0.00</b>	<b>0.00</b>	<b>0.00</b>	<b>100</b>

# COLLIERVILLE SCHOOLS

## REVENUE BY FUNC

BATCH QUEUE ID 497690

FOR JUNE, 2022

PROJECT : 8711 - LEARNING CAMPS FY22

Page: 22 of 30

07/12/2022

2:59:08 PM

Report Code: BAT\_GL\_TEMPLATE

FUNCTION	DESCRIPTION	BUDGET AMOUNT	ADJUSTED BUDGET	CURRENT ACTIVITY	YTD ACTIVITY	ENCUMBRANCE	REQUISITION	UNENCUMBERED BALANCE	PERCENT ENCMBRD
46590	Other State Education Funds	654,702.70	654,702.70	91,193.51	91,193.51	0.00	0.00	563,509.19	14
<b>TOTALS:</b>	<b>Project: 8711 - Learning Camps FY22</b>	<b>654,702.70</b>	<b>654,702.70</b>	<b>91,193.51</b>	<b>91,193.51</b>	<b>0.00</b>	<b>0.00</b>	<b>563,509.19</b>	<b>14</b>

# COLLIERVILLE SCHOOLS

## REVENUE BY FUNC

Report Code: BAT\_GL\_TEMPLATE

BATCH QUEUE ID 497690

FOR JUNE, 2022

PROJECT : 8720 - BRIDGE CAMP

FUNCTION	DESCRIPTION	BUDGET AMOUNT	ADJUSTED BUDGET	CURRENT ACTIVITY	YTD ACTIVITY	ENCUMBRANCE	REQUISITION	UNENCUMBERED BALANCE	PERCENT ENCMBRD
46590	Other State Education Funds	9,155.58	9,155.58	0.00	9,155.58	0.00	0.00	0.00	100
<b>TOTALS:</b>	<b>Project: 8720 - Bridge Camp</b>	<b>9,155.58</b>	<b>9,155.58</b>	<b>0.00</b>	<b>9,155.58</b>	<b>0.00</b>	<b>0.00</b>	<b>0.00</b>	<b>100</b>

# COLLIERVILLE SCHOOLS

Page: 24 of 30

REVENUE BY FUNC

07/12/2022

Report Code: BAT\_GL\_TEMPLATE

BATCH QUEUE ID 497690

2:59:08 PM

FOR JUNE, 2022

PROJECT : 8721 - BRIDGE CAMP FY22

<b>FUNCTION</b>	<b>DESCRIPTION</b>	<b>BUDGET AMOUNT</b>	<b>ADJUSTED BUDGET</b>	<b>CURRENT ACTIVITY</b>	<b>YTD ACTIVITY</b>	<b>ENCUMBRANCE</b>	<b>REQUISITION</b>	<b>UNENCUMBERED BALANCE</b>	<b>PERCENT ENCMBRD</b>
46590	Other State Education Funds	263,104.11	263,104.11	0.00	0.00	0.00	0.00	263,104.11	0
<b>TOTALS:</b>	<b>Project: 8721 - Bridge Camp FY22</b>	<b>263,104.11</b>	<b>263,104.11</b>	<b>0.00</b>	<b>0.00</b>	<b>0.00</b>	<b>0.00</b>	<b>263,104.11</b>	<b>0</b>

# COLLIERVILLE SCHOOLS

## REVENUE BY FUNC

Report Code: BAT\_GL\_TEMPLATE

BATCH QUEUE ID 497690

FOR JUNE, 2022

PROJECT : 8730 - STREAM MINI CAMPS

FUNCTION	DESCRIPTION	BUDGET AMOUNT	ADJUSTED BUDGET	CURRENT ACTIVITY	YTD ACTIVITY	ENCUMBRANCE	REQUISITION	UNENCUMBERED BALANCE	PERCENT ENCMBRD
46590	Other State Education Funds	187,057.91	187,057.91	22,098.55	22,098.55	0.00	0.00	164,959.36	12
<b>TOTALS:</b>	<b>Project: 8730 - STREAM Mini Camps</b>	<b>187,057.91</b>	<b>187,057.91</b>	<b>22,098.55</b>	<b>22,098.55</b>	<b>0.00</b>	<b>0.00</b>	<b>164,959.36</b>	<b>12</b>

# COLLIERVILLE SCHOOLS

REVENUE BY FUNC

BATCH QUEUE ID 497690

FOR JUNE, 2022

PROJECT : 8740 - LEARNING CAMP TRANSPORTATION

Page: 26 of 30

07/12/2022

2:59:08 PM

Report Code: BAT\_GL\_TEMPLATE

FUNCTION	DESCRIPTION	BUDGET AMOUNT	ADJUSTED BUDGET	CURRENT ACTIVITY	YTD ACTIVITY	ENCUMBRANCE	REQUISITION	UNENCUMBERED BALANCE	PERCENT ENCMBRD
46590	Other State Education Funds	174,970.02	174,970.02	0.00	0.00	0.00	0.00	174,970.02	0
<b>TOTALS:</b>	<b>Project: 8740 - LEARNING CAMP TRANSPORTATION</b>	<b>174,970.02</b>	<b>174,970.02</b>	<b>0.00</b>	<b>0.00</b>	<b>0.00</b>	<b>0.00</b>	<b>174,970.02</b>	<b>0</b>

# COLLIERVILLE SCHOOLS

## REVENUE BY FUNC

Report Code: BAT\_GL\_TEMPLATE

BATCH QUEUE ID 497690

FOR JUNE, 2022

PROJECT : 8800 - RESPONSE TO DISPROPORTIONALITY-IDEA PART B

FUNCTION	DESCRIPTION	BUDGET AMOUNT	ADJUSTED BUDGET	CURRENT ACTIVITY	YTD ACTIVITY	ENCUMBRANCE	REQUISITION	UNENCUMBERED BALANCE	PERCENT ENCMBRD
47590	Other Federal Thru State	37,489.75	61,691.00	20,770.00	61,688.00	0.00	0.00	3.00	100
<b>TOTALS:</b>	<b>Project 8800 - RESPONSE TO DISPROPORTIONALITY- IDEA PART B</b>	<b>37,489.75</b>	<b>61,691.00</b>	<b>20,770.00</b>	<b>61,688.00</b>	<b>0.00</b>	<b>0.00</b>	<b>3.00</b>	<b>100</b>

**COLLIERVILLE SCHOOLS**

REVENUE BY FUNC

Report Code: BAT\_GL\_TEMPLATE

BATCH QUEUE ID 497690

FOR JUNE, 2022

PROJECT : 8810 - RESPONSE TO DISP-ARP IDEA

FUNCTION	DESCRIPTION	BUDGET AMOUNT	ADJUSTED BUDGET	CURRENT ACTIVITY	YTD ACTIVITY	ENCUMBRANCE	REQUISITION	UNENCUMBERED BALANCE	PERCENT ENCMBRD
47590	Other Federal Thru State	75,541.54	75,541.54	0.00	75,541.40	0.00	0.00	0.14	100
<b>TOTALS:</b>	<b>Project: 8810 - RESPONSE TO DISP- ARP IDEA</b>	<b>75,541.54</b>	<b>75,541.54</b>	<b>0.00</b>	<b>75,541.40</b>	<b>0.00</b>	<b>0.00</b>	<b>0.14</b>	<b>100</b>

# COLLIERVILLE SCHOOLS

## REVENUE BY FUNC

Page: 29 of 30

07/12/2022

2:59:08 PM

Report Code: BAT\_GL\_TEMPLATE

BATCH QUEUE ID 497690

	BUDGET AMOUNT	ADJUSTED BUDGET	CURRENT ACTIVITY	YTD ACTIVITY	ENCUMBRANCE	REQUISITION	UNENCUMBERED BALANCE	PERCENT ENCMBRD
GRAND TOTAL:	2,082,649.08	2,125,320.83	185,159.11	719,324.44	0.00	0.00	1,405,996.39	34

# COLLIERVILLE SCHOOLS

## EXPENSES BY FUNCTION

Page: 1 of 34

07/12/2022

2:59:30 PM

Report Code: BAT\_GL\_TEMPLATE

BATCH QUEUE ID 497691

FOR JUNE, 2022

PROJECT : 8010 - VOLUNTARY PRE-K

OBJECT	DESCRIPTION	BUDGET AMOUNT	ADJUSTED BUDGET	CURRENT ACTIVITY	YTD ACTIVITY	ENCUMBRANCE	REQUISITION	UNENCUMBERED BALANCE	PERCENT ENCMBRD
<b>Function : 73400 - Early Childhood Education</b>									
11600	Teachers	113,969.00	113,969.00	15,731.19	117,523.28	0.00	0.00	-3,554.28	103
16300	Educational Assistants	46,126.00	46,126.00	2,214.10	43,741.39	0.00	0.00	2,384.61	95
20100	Social Security	9,926.00	9,926.00	1,271.94	9,434.00	0.00	0.00	492.00	95
20400	State Retirement	8,184.00	8,184.00	0.00	8,184.00	0.00	0.00	0.00	100
20600	Life Insurance	485.00	485.00	0.00	485.00	0.00	0.00	0.00	100
20700	Medical Insurance	2,322.39	2,322.39	0.00	2,322.39	0.00	0.00	0.00	100
21200	Employer Medicare	2,321.00	2,321.00	297.45	2,206.34	0.00	0.00	114.66	95
21700	Retirement - Hybrid Stabilization	3,112.00	3,112.00	326.01	2,548.99	0.00	0.00	563.01	82
<b>TOTALS:</b>	<b>Function: 73400 - Early Childhood Education</b>	<b>186,445.39</b>	<b>186,445.39</b>	<b>19,840.69</b>	<b>186,445.39</b>	<b>0.00</b>	<b>0.00</b>	<b>0.00</b>	<b>100</b>
<b>Function : 99100 - Transfers Out</b>									
50400	Indirect Cost	3,728.91	3,728.91	396.82	3,728.91	0.00	0.00	0.00	100
<b>TOTALS:</b>	<b>Function: 99100 - Transfers Out</b>	<b>3,728.91</b>	<b>3,728.91</b>	<b>396.82</b>	<b>3,728.91</b>	<b>0.00</b>	<b>0.00</b>	<b>0.00</b>	<b>100</b>
<b>TOTALS:</b>	<b>Project: 8010 - VOLUNTARY PRE-K</b>	<b>190,174.30</b>	<b>190,174.30</b>	<b>20,237.51</b>	<b>190,174.30</b>	<b>0.00</b>	<b>0.00</b>	<b>0.00</b>	<b>100</b>

# COLLIERVILLE SCHOOLS

## EXPENSES BY FUNCTION

Page: 2 of 34

07/12/2022

2:59:30 PM

Report Code: BAT\_GL\_TEMPLATE

BATCH QUEUE ID 497691

FOR JUNE, 2022

PROJECT : 8020 - COORDINATED SCHOOL HEALTH

OBJECT	DESCRIPTION	BUDGET AMOUNT	ADJUSTED BUDGET	CURRENT ACTIVITY	YTD ACTIVITY	ENCUMBRANCE	REQUISITION	UNENCUMBERED BALANCE	PERCENT ENCMBRD
<b>Function : 72120 - Health Services</b>									
18900	Other Salaries & Wages	64,695.00	55,775.38	11,609.70	55,743.28	0.00	0.00	32.10	100
20100	Social Security	4,140.00	4,231.47	719.69	3,458.22	0.00	0.00	773.25	82
20400	State Retirement	6,870.00	4,119.88	941.67	4,120.29	0.00	0.00	-0.41	100
20600	Life Insurance	188.00	150.00	0.00	163.44	0.00	0.00	-13.44	109
20700	Medical Insurance	6,900.00	0.00	0.00	0.00	0.00	0.00	0.00	0
21200	Employer Medicare	970.00	821.39	168.33	808.74	0.00	0.00	12.65	98
21700	Retirement - Hybrid Stabilization	1,300.00	1,319.41	142.18	942.25	0.00	0.00	377.16	71
35500	Travel	0.00	1,000.00	45.49	367.56	0.00	0.00	632.44	37
39900	Other Contracted Services	0.00	3,223.00	0.00	3,223.00	0.00	0.00	0.00	100
49900	Other Supplies & Materials	0.00	10,723.00	149.00	6,813.88	0.00	0.00	3,909.12	64
52400	In-Service/Staff Development	4,937.00	8,636.47	2,756.12	8,668.34	0.00	0.00	-31.87	100
<b>TOTALS:</b>	<b>Function: 72120 - Health Services</b>	<b>90,000.00</b>	<b>90,000.00</b>	<b>16,532.18</b>	<b>84,309.00</b>	<b>0.00</b>	<b>0.00</b>	<b>5,691.00</b>	<b>94</b>
<b>TOTALS:</b>	<b>Project: 8020 - COORDINATED SCHOOL HEALTH</b>	<b>90,000.00</b>	<b>90,000.00</b>	<b>16,532.18</b>	<b>84,309.00</b>	<b>0.00</b>	<b>0.00</b>	<b>5,691.00</b>	<b>94</b>

# COLLIERVILLE SCHOOLS

## EXPENSES BY FUNCTION

Page: 3 of 34

07/12/2022

2:59:30 PM

Report Code: BAT\_GL\_TEMPLATE

BATCH QUEUE ID 497691

FOR JUNE, 2022

PROJECT : 8030 - SAFE SCHOOLS GRANT

OBJECT	DESCRIPTION	BUDGET AMOUNT	ADJUSTED BUDGET	CURRENT ACTIVITY	YTD ACTIVITY	ENCUMBRANCE	REQUISITION	UNENCUMBERED BALANCE	PERCENT ENCMBRD
<b>Function : 72130 - Other Student Support</b>									
30900	Contracts w Govt Agencies	20,000.00	20,000.00	0.00	20,000.00	0.00	0.00	0.00	100
52400	In-Service/Staff Development	25,000.00	25,000.00	5,016.06	16,941.95	0.00	0.00	8,058.05	68
<b>TOTALS:</b>	<b>Function: 72130 - Other Student Support</b>	<b>45,000.00</b>	<b>45,000.00</b>	<b>5,016.06</b>	<b>36,941.95</b>	<b>0.00</b>	<b>0.00</b>	<b>8,058.05</b>	<b>82</b>
<b>Function : 72210 - Regular Instruction Program Support</b>									
18900	Other Salaries & Wages	79,840.00	79,840.00	6,018.00	72,838.55	0.00	0.00	7,001.45	91
20100	Social Security	4,550.00	4,550.00	373.14	4,460.41	0.00	0.00	89.59	98
20400	State Retirement	5,300.00	5,300.00	431.52	5,222.67	0.00	0.00	77.33	99
20600	Life Insurance	225.00	225.00	0.00	235.60	0.00	0.00	-10.60	105
21200	Employer Medicare	1,075.00	1,075.00	87.26	1,043.16	0.00	0.00	31.84	97
21700	Retirement - Hybrid Stabilization	1,400.00	1,400.00	110.12	1,332.84	0.00	0.00	67.16	95
35500	Travel	1,500.00	1,500.00	168.60	1,116.17	0.00	0.00	383.83	74
39900	Other Contracted Services	62,077.00	62,077.00	19,525.14	36,104.55	0.00	0.00	25,972.45	58
49900	Other Supplies & Materials	4,000.00	4,000.00	0.00	3,952.40	0.00	0.00	47.60	99
79000	Other Equipment	10,000.00	10,000.00	4,357.06	6,083.32	0.00	0.00	3,916.68	61
<b>TOTALS:</b>	<b>Function: 72210 - Regular Instruction Program Support</b>	<b>169,967.00</b>	<b>169,967.00</b>	<b>31,070.84</b>	<b>132,389.67</b>	<b>0.00</b>	<b>0.00</b>	<b>37,577.33</b>	<b>78</b>
<b>TOTALS:</b>	<b>Project: 8030 - Safe Schools Grant</b>	<b>214,967.00</b>	<b>214,967.00</b>	<b>36,086.90</b>	<b>169,331.62</b>	<b>0.00</b>	<b>0.00</b>	<b>45,635.38</b>	<b>79</b>

**COLLIERVILLE SCHOOLS**

EXPENSES BY FUNCTION

Report Code: BAT\_GL\_TEMPLATE

BATCH QUEUE ID 497691

FOR JUNE, 2022

PROJECT : 8036 - AMERICA'S FARMERS GROW

OBJECT	DESCRIPTION	BUDGET AMOUNT	ADJUSTED BUDGET	CURRENT ACTIVITY	YTD ACTIVITY	ENCUMBRANCE	REQUISITION	UNENCUMBERED BALANCE	PERCENT ENCMBRD
<b>Function : 72210 - Regular Instruction Program Support</b>									
49900	Other Supplies & Materials	2,500.00	2,500.00	0.00	0.00	0.00	0.00	2,500.00	0
<b>TOTALS:</b>	<b>Function: 72210 - Regular Instruction Program Support</b>	<b>2,500.00</b>	<b>2,500.00</b>	<b>0.00</b>	<b>0.00</b>	<b>0.00</b>	<b>0.00</b>	<b>2,500.00</b>	<b>0</b>
<b>TOTALS:</b>	<b>Project: 8036 - America's Farmers Grow</b>	<b>2,500.00</b>	<b>2,500.00</b>	<b>0.00</b>	<b>0.00</b>	<b>0.00</b>	<b>0.00</b>	<b>2,500.00</b>	<b>0</b>

# COLLIERVILLE SCHOOLS

## EXPENSES BY FUNCTION

Page: 5 of 34

07/12/2022

2:59:30 PM

Report Code: BAT\_GL\_TEMPLATE

BATCH QUEUE ID 497691

FOR JUNE, 2022

PROJECT : 8043 - DONATIONS - GREENHOUSE PROJECT AT CMS

OBJECT	DESCRIPTION	BUDGET AMOUNT	ADJUSTED BUDGET	CURRENT ACTIVITY	YTD ACTIVITY	ENCUMBRANCE	REQUISITION	UNENCUMBERED BALANCE	PERCENT ENCMBRD
<b>Function : 72210 - Regular Instruction Program Support</b>									
39900	Other Contracted Services	473.00	473.00	0.00	0.00	0.00	0.00	473.00	0
79000	Other Equipment	3,000.00	3,000.00	0.00	0.00	0.00	0.00	3,000.00	0
<b>TOTALS:</b>	<b>Function: 72210 - Regular Instruction Program Support</b>	<b>3,473.00</b>	<b>3,473.00</b>	<b>0.00</b>	<b>0.00</b>	<b>0.00</b>	<b>0.00</b>	<b>3,473.00</b>	<b>0</b>
<b>TOTALS:</b>	<b>Project: 8043 - Donations - Greenhouse Project at CMS</b>	<b>3,473.00</b>	<b>3,473.00</b>	<b>0.00</b>	<b>0.00</b>	<b>0.00</b>	<b>0.00</b>	<b>3,473.00</b>	<b>0</b>

# COLLIERVILLE SCHOOLS

## EXPENSES BY FUNCTION

Page: 6 of 34

07/12/2022

2:59:30 PM

Report Code: BAT\_GL\_TEMPLATE

BATCH QUEUE ID 497691

FOR JUNE, 2022

PROJECT : 8046 - FAMILY RESOURCE/RACE 4 THE VILLE

OBJECT	DESCRIPTION	BUDGET AMOUNT	ADJUSTED BUDGET	CURRENT ACTIVITY	YTD ACTIVITY	ENCUMBRANCE	REQUISITION	UNENCUMBERED BALANCE	PERCENT ENCMBRD
<b>Function : 72120 - Health Services</b>									
39900	Other Contracted Services	4,419.00	6,469.00	0.00	3,270.00	0.00	0.00	3,199.00	51
49900	Other Supplies & Materials	5,679.92	19,073.42	0.00	7,867.88	0.00	0.00	11,205.54	41
59900	Other Charges	0.00	2,119.00	0.00	1,010.00	0.00	0.00	1,109.00	48
<b>TOTALS:</b>	<b>Function: 72120 - Health Services</b>	<b>10,098.92</b>	<b>27,661.42</b>	<b>0.00</b>	<b>12,147.88</b>	<b>0.00</b>	<b>0.00</b>	<b>15,513.54</b>	<b>44</b>
<b>TOTALS:</b>	<b>Project: 8046 - Family Resource/Race 4 the Ville</b>	<b>10,098.92</b>	<b>27,661.42</b>	<b>0.00</b>	<b>12,147.88</b>	<b>0.00</b>	<b>0.00</b>	<b>15,513.54</b>	<b>44</b>

# COLLIERVILLE SCHOOLS

## EXPENSES BY FUNCTION

Page: 7 of 34

07/12/2022

2:59:30 PM

Report Code: BAT\_GL\_TEMPLATE

BATCH QUEUE ID 497691

FOR JUNE, 2022

PROJECT : 8047 - DONATIONS-AUDITORIUM SEATS (CHS)

OBJECT	DESCRIPTION	BUDGET AMOUNT	ADJUSTED BUDGET	CURRENT ACTIVITY	YTD ACTIVITY	ENCUMBRANCE	REQUISITION	UNENCUMBERED BALANCE	PERCENT ENCMBRD
<b>Function : 72320 - Director of Schools</b>									
59900	Other Charges	3,000.00	3,000.00	0.00	0.00	0.00	0.00	3,000.00	0
<b>TOTALS:</b>	<b>Function: 72320 - Director of Schools</b>	<b>3,000.00</b>	<b>3,000.00</b>	<b>0.00</b>	<b>0.00</b>	<b>0.00</b>	<b>0.00</b>	<b>3,000.00</b>	<b>0</b>
<b>TOTALS:</b>	<b>Project: 8047 - Donations-Auditorium Seats (CHS)</b>	<b>3,000.00</b>	<b>3,000.00</b>	<b>0.00</b>	<b>0.00</b>	<b>0.00</b>	<b>0.00</b>	<b>3,000.00</b>	<b>0</b>

# COLLIERVILLE SCHOOLS

## EXPENSES BY FUNCTION

Page: 8 of 34

07/12/2022

2:59:30 PM

Report Code: BAT\_GL\_TEMPLATE

BATCH QUEUE ID 497691

FOR JUNE, 2022

PROJECT : 8048 - DISTRICT PD

OBJECT	DESCRIPTION	BUDGET AMOUNT	ADJUSTED BUDGET	CURRENT ACTIVITY	YTD ACTIVITY	ENCUMBRANCE	REQUISITION	UNENCUMBERED BALANCE	PERCENT ENCMBRD
<b>Function : 72210 - Regular Instruction Program Support</b>									
52400	In-Service/Staff Development	1,813.86	1,813.86	0.00	0.00	0.00	0.00	1,813.86	0
59900	Other Charges	3,204.27	3,204.27	0.00	845.00	0.00	0.00	2,359.27	26
<b>TOTALS:</b>	<b>Function: 72210 - Regular Instruction Program Support</b>	<b>5,018.13</b>	<b>5,018.13</b>	<b>0.00</b>	<b>845.00</b>	<b>0.00</b>	<b>0.00</b>	<b>4,173.13</b>	<b>17</b>
<b>TOTALS:</b>	<b>Project: 8048 - District PD</b>	<b>5,018.13</b>	<b>5,018.13</b>	<b>0.00</b>	<b>845.00</b>	<b>0.00</b>	<b>0.00</b>	<b>4,173.13</b>	<b>17</b>

# COLLIERVILLE SCHOOLS

## EXPENSES BY FUNCTION

Page: 9 of 34

07/12/2022

2:59:30 PM

Report Code: BAT\_GL\_TEMPLATE

BATCH QUEUE ID 497691

FOR JUNE, 2022

PROJECT : 8049 - VPK DONATIONS

OBJECT	DESCRIPTION	BUDGET AMOUNT	ADJUSTED BUDGET	CURRENT ACTIVITY	YTD ACTIVITY	ENCUMBRANCE	REQUISITION	UNENCUMBERED BALANCE	PERCENT ENCMBRD
<b>Function : 73400 - Early Childhood Education</b>									
59900	Other Charges	473.97	473.97	0.00	265.00	0.00	0.00	208.97	56
<b>TOTALS:</b>	<b>Function: 73400 - Early Childhood Education</b>	<b>473.97</b>	<b>473.97</b>	<b>0.00</b>	<b>265.00</b>	<b>0.00</b>	<b>0.00</b>	<b>208.97</b>	<b>56</b>
<b>TOTALS:</b>	<b>Project: 8049 - VPK Donations</b>	<b>473.97</b>	<b>473.97</b>	<b>0.00</b>	<b>265.00</b>	<b>0.00</b>	<b>0.00</b>	<b>208.97</b>	<b>56</b>

# COLLIERVILLE SCHOOLS

## EXPENSES BY FUNCTION

Page: 10 of 34

07/12/2022

2:59:30 PM

Report Code: BAT\_GL\_TEMPLATE

BATCH QUEUE ID 497691

FOR JUNE, 2022

PROJECT : 8050 - DONATION-WCMS GREENHOUSE PROJECT

OBJECT	DESCRIPTION	BUDGET AMOUNT	ADJUSTED BUDGET	CURRENT ACTIVITY	YTD ACTIVITY	ENCUMBRANCE	REQUISITION	UNENCUMBERED BALANCE	PERCENT ENCMBRD
<b>Function : 72210 - Regular Instruction Program Support</b>									
79000	Other Equipment	11,500.00	11,500.00	0.00	0.00	0.00	0.00	11,500.00	0
<b>TOTALS:</b>	<b>Function: 72210 - Regular Instruction Program Support</b>	<b>11,500.00</b>	<b>11,500.00</b>	<b>0.00</b>	<b>0.00</b>	<b>0.00</b>	<b>0.00</b>	<b>11,500.00</b>	<b>0</b>
<b>TOTALS:</b>	<b>Project: 8050 - Donation-WCMS Greenhouse Project</b>	<b>11,500.00</b>	<b>11,500.00</b>	<b>0.00</b>	<b>0.00</b>	<b>0.00</b>	<b>0.00</b>	<b>11,500.00</b>	<b>0</b>

# COLLIERVILLE SCHOOLS

## EXPENSES BY FUNCTION

BATCH QUEUE ID 497691

FOR JUNE, 2022

PROJECT : 8098 - CPR TRAINING PROJECT

Page: 11 of 34

07/12/2022

2:59:30 PM

Report Code: BAT\_GL\_TEMPLATE

OBJECT	DESCRIPTION	BUDGET AMOUNT	ADJUSTED BUDGET	CURRENT ACTIVITY	YTD ACTIVITY	ENCUMBRANCE	REQUISITION	UNENCUMBERED BALANCE	PERCENT ENCMBRD
<b>Function : 72120 - Health Services</b>									
49900	Other Supplies & Materials	226.00	459.00	0.00	0.00	0.00	0.00	459.00	0
<b>TOTALS:</b>	<b>Function: 72120 - Health Services</b>	<b>226.00</b>	<b>459.00</b>	<b>0.00</b>	<b>0.00</b>	<b>0.00</b>	<b>0.00</b>	<b>459.00</b>	<b>0</b>
<b>TOTALS:</b>	<b>Project: 8098 - CPR Training Project</b>	<b>226.00</b>	<b>459.00</b>	<b>0.00</b>	<b>0.00</b>	<b>0.00</b>	<b>0.00</b>	<b>459.00</b>	<b>0</b>

# COLLIERVILLE SCHOOLS

## EXPENSES BY FUNCTION

Page: 12 of 34

07/12/2022

2:59:30 PM

Report Code: BAT\_GL\_TEMPLATE

BATCH QUEUE ID 497691

FOR JUNE, 2022

PROJECT : 8200 - ATHLETIC FUND

OBJECT	DESCRIPTION	BUDGET AMOUNT	ADJUSTED BUDGET	CURRENT ACTIVITY	YTD ACTIVITY	ENCUMBRANCE	REQUISITION	UNENCUMBERED BALANCE	PERCENT ENCMBRD
<b>Function : 72810 - Central and Other</b>									
39900	Other Contracted Services	250.00	3,500.00	0.00	2,400.00	0.00	0.00	1,100.00	69
49900	Other Supplies & Materials	2,750.00	6,500.00	0.00	5,893.25	0.00	0.00	606.75	91
<b>TOTALS:</b>	<b>Function: 72810 - Central and Other</b>	<b>3,000.00</b>	<b>10,000.00</b>	<b>0.00</b>	<b>8,293.25</b>	<b>0.00</b>	<b>0.00</b>	<b>1,706.75</b>	<b>83</b>
<b>TOTALS:</b>	<b>Project: 8200 - Athletic Fund</b>	<b>3,000.00</b>	<b>10,000.00</b>	<b>0.00</b>	<b>8,293.25</b>	<b>0.00</b>	<b>0.00</b>	<b>1,706.75</b>	<b>83</b>

# COLLIERVILLE SCHOOLS

## EXPENSES BY FUNCTION

BATCH QUEUE ID 497691

FOR JUNE, 2022

PROJECT : 8300 - SODEXO SCHOLARSHIP

Page: 13 of 34

07/12/2022

2:59:30 PM

Report Code: BAT\_GL\_TEMPLATE

OBJECT	DESCRIPTION	BUDGET AMOUNT	ADJUSTED BUDGET	CURRENT ACTIVITY	YTD ACTIVITY	ENCUMBRANCE	REQUISITION	UNENCUMBERED BALANCE	PERCENT ENCMBRD
<b>Function : 72320 - Director of Schools</b>									
59900	Other Charges	21,512.50	21,512.50	0.00	1,000.00	0.00	0.00	20,512.50	5
<b>TOTALS:</b>	<b>Function: 72320 - Director of Schools</b>	<b>21,512.50</b>	<b>21,512.50</b>	<b>0.00</b>	<b>1,000.00</b>	<b>0.00</b>	<b>0.00</b>	<b>20,512.50</b>	<b>5</b>
<b>TOTALS:</b>	<b>Project: 8300 - SODEXO SCHOLARSHIP</b>	<b>21,512.50</b>	<b>21,512.50</b>	<b>0.00</b>	<b>1,000.00</b>	<b>0.00</b>	<b>0.00</b>	<b>20,512.50</b>	<b>5</b>



# COLLIERVILLE SCHOOLS

## EXPENSES BY FUNCTION

Page: 15 of 34

07/12/2022

2:59:30 PM

Report Code: BAT\_GL\_TEMPLATE

BATCH QUEUE ID 497691

FOR JUNE, 2022

PROJECT : 8320 - BRYAN GATLIN MEMORIAL SCHOLARSHIP

OBJECT	DESCRIPTION	BUDGET AMOUNT	ADJUSTED BUDGET	CURRENT ACTIVITY	YTD ACTIVITY	ENCUMBRANCE	REQUISITION	UNENCUMBERED BALANCE	PERCENT ENCMBRD
<b>Function : 72230 - Vocational Education Program Support</b>									
59900	Other Charges	9,463.00	9,463.00	0.00	750.00	0.00	0.00	8,713.00	8
<b>TOTALS:</b>	<b>Function: 72230 - Vocational Education Program Support</b>	<b>9,463.00</b>	<b>9,463.00</b>	<b>0.00</b>	<b>750.00</b>	<b>0.00</b>	<b>0.00</b>	<b>8,713.00</b>	<b>8</b>
<b>TOTALS:</b>	<b>Project: 8320 - BRYAN GATLIN MEMORIAL SCHOLARSHIP</b>	<b>9,463.00</b>	<b>9,463.00</b>	<b>0.00</b>	<b>750.00</b>	<b>0.00</b>	<b>0.00</b>	<b>8,713.00</b>	<b>8</b>

# COLLIERVILLE SCHOOLS

## EXPENSES BY FUNCTION

Page: 16 of 34  
07/12/2022  
2:59:30 PM

Report Code: BAT\_GL\_TEMPLATE

BATCH QUEUE ID 497691

FOR JUNE, 2022

PROJECT : 8330 - GARRETT HELMS MEMORIAL FUND

OBJECT	DESCRIPTION	BUDGET AMOUNT	ADJUSTED BUDGET	CURRENT ACTIVITY	YTD ACTIVITY	ENCUMBRANCE	REQUISITION	UNENCUMBERED BALANCE	PERCENT ENCMBRD
<b>Function : 72220 - Special Education Program Support</b>									
52400	In-Service/Staff Development	16,913.20	18,088.20	0.00	0.00	0.00	0.00	18,088.20	0
<b>TOTALS:</b>	<b>Function: 72220 - Special Education Program Support</b>	<b>16,913.20</b>	<b>18,088.20</b>	<b>0.00</b>	<b>0.00</b>	<b>0.00</b>	<b>0.00</b>	<b>18,088.20</b>	<b>0</b>
<b>TOTALS:</b>	<b>Project: 8330 - GARRETT HELMS MEMORIAL FUND</b>	<b>16,913.20</b>	<b>18,088.20</b>	<b>0.00</b>	<b>0.00</b>	<b>0.00</b>	<b>0.00</b>	<b>18,088.20</b>	<b>0</b>

# COLLIERVILLE SCHOOLS

## EXPENSES BY FUNCTION

Page: 17 of 34

07/12/2022

2:59:30 PM

Report Code: BAT\_GL\_TEMPLATE

BATCH QUEUE ID 497691

FOR JUNE, 2022

PROJECT : 8340 - HART FAMILY MEMORIAL DONATION

OBJECT	DESCRIPTION	BUDGET AMOUNT	ADJUSTED BUDGET	CURRENT ACTIVITY	YTD ACTIVITY	ENCUMBRANCE	REQUISITION	UNENCUMBERED BALANCE	PERCENT ENCMBRD
<b>Function : 72230 - Vocational Education Program Support</b>									
59900	Other Charges	20,836.37	20,836.37	0.00	20,682.43	0.00	0.00	153.94	99
<b>TOTALS:</b>	<b>Function: 72230 - Vocational Education Program Support</b>	<b>20,836.37</b>	<b>20,836.37</b>	<b>0.00</b>	<b>20,682.43</b>	<b>0.00</b>	<b>0.00</b>	<b>153.94</b>	<b>99</b>
<b>TOTALS:</b>	<b>Project: 8340 - HART FAMILY MEMORIAL DONATION</b>	<b>20,836.37</b>	<b>20,836.37</b>	<b>0.00</b>	<b>20,682.43</b>	<b>0.00</b>	<b>0.00</b>	<b>153.94</b>	<b>99</b>

# COLLIERVILLE SCHOOLS

## EXPENSES BY FUNCTION

Page: 18 of 34

07/12/2022

2:59:30 PM

Report Code: BAT\_GL\_TEMPLATE

BATCH QUEUE ID 497691

FOR JUNE, 2022

PROJECT : 8350 - CHRISTOPHER DUFOUR MEMORIAL SCHOLARSHIP

OBJECT	DESCRIPTION	BUDGET AMOUNT	ADJUSTED BUDGET	CURRENT ACTIVITY	YTD ACTIVITY	ENCUMBRANCE	REQUISITION	UNENCUMBERED BALANCE	PERCENT ENCMBRD
<b>Function : 72810 - Central and Other</b>									
59900	Other Charges	6,926.34	6,926.34	0.00	1,000.00	0.00	0.00	5,926.34	14
<b>TOTALS:</b>	<b>Function: 72810 - Central and Other</b>	<b>6,926.34</b>	<b>6,926.34</b>	<b>0.00</b>	<b>1,000.00</b>	<b>0.00</b>	<b>0.00</b>	<b>5,926.34</b>	<b>14</b>
<b>TOTALS:</b>	<b>Project: 8350 - CHRISTOPHER DUFOUR MEMORIAL SCHOLARSHIP</b>	<b>6,926.34</b>	<b>6,926.34</b>	<b>0.00</b>	<b>1,000.00</b>	<b>0.00</b>	<b>0.00</b>	<b>5,926.34</b>	<b>14</b>

# COLLIERVILLE SCHOOLS

## EXPENSES BY FUNCTION

Page: 19 of 34

07/12/2022

2:59:30 PM

Report Code: BAT\_GL\_TEMPLATE

BATCH QUEUE ID 497691

FOR JUNE, 2022

PROJECT : 8360 - CHS HORT SCIENCE/CVILLE CHAMBER COMMERCE DONATION

OBJECT	DESCRIPTION	BUDGET AMOUNT	ADJUSTED BUDGET	CURRENT ACTIVITY	YTD ACTIVITY	ENCUMBRANCE	REQUISITION	UNENCUMBERED BALANCE	PERCENT ENCMBRD
<b>Function : 72130 - Other Student Support</b>									
49900	Other Supplies & Materials	7,500.00	10,000.00	0.00	9,897.00	0.00	0.00	103.00	99
<b>TOTALS:</b>	<b>Function: 72130 - Other Student Support</b>	<b>7,500.00</b>	<b>10,000.00</b>	<b>0.00</b>	<b>9,897.00</b>	<b>0.00</b>	<b>0.00</b>	<b>103.00</b>	<b>99</b>
<b>TOTALS:</b>	<b>Project: 8360 - CHS HORT SCIENCE/CVILLE CHAMBER COMMERCE DONATION</b>	<b>7,500.00</b>	<b>10,000.00</b>	<b>0.00</b>	<b>9,897.00</b>	<b>0.00</b>	<b>0.00</b>	<b>103.00</b>	<b>99</b>

# COLLIERVILLE SCHOOLS

## EXPENSES BY FUNCTION

Page: 20 of 34

07/12/2022

2:59:30 PM

Report Code: BAT\_GL\_TEMPLATE

BATCH QUEUE ID 497691

FOR JUNE, 2022

PROJECT : 8370 - DRAGON GAMES

OBJECT	DESCRIPTION	BUDGET AMOUNT	ADJUSTED BUDGET	CURRENT ACTIVITY	YTD ACTIVITY	ENCUMBRANCE	REQUISITION	UNENCUMBERED BALANCE	PERCENT ENCMBRD
<b>Function : 72220 - Special Education Program Support</b>									
59903	Dragon Games Costs	25,000.00	25,000.00	9,931.04	12,660.18	0.00	0.00	12,339.82	51
<b>TOTALS:</b>	<b>Function: 72220 - Special Education Program Support</b>	<b>25,000.00</b>	<b>25,000.00</b>	<b>9,931.04</b>	<b>12,660.18</b>	<b>0.00</b>	<b>0.00</b>	<b>12,339.82</b>	<b>51</b>
<b>TOTALS:</b>	<b>Project: 8370 - Dragon Games</b>	<b>25,000.00</b>	<b>25,000.00</b>	<b>9,931.04</b>	<b>12,660.18</b>	<b>0.00</b>	<b>0.00</b>	<b>12,339.82</b>	<b>51</b>

# COLLIERVILLE SCHOOLS

## EXPENSES BY FUNCTION

Page: 21 of 34

07/12/2022

Report Code: BAT\_GL\_TEMPLATE

BATCH QUEUE ID 497691

2:59:30 PM

FOR JUNE, 2022

PROJECT : 8710 - LEARNING CAMPS

OBJECT	DESCRIPTION	BUDGET AMOUNT	ADJUSTED BUDGET	CURRENT ACTIVITY	YTD ACTIVITY	ENCUMBRANCE	REQUISITION	UNENCUMBERED BALANCE	PERCENT ENCMBRD
<b>Function : 71100 - Regular Instruction Program</b>									
11600	Teachers	16,625.00	16,625.00	0.00	16,625.00	0.00	0.00	0.00	100
16300	Educational Assistants	5,204.00	5,204.00	0.00	5,204.00	0.00	0.00	0.00	100
20100	Social Security	1,353.05	1,353.05	0.00	1,353.05	0.00	0.00	0.00	100
20400	State Retirement	1,838.27	1,838.27	0.00	1,838.27	0.00	0.00	0.00	100
21200	Employer Medicare	316.44	316.44	0.00	316.44	0.00	0.00	0.00	100
21700	Retirement - Hybrid Stabilization	144.35	144.35	0.00	144.35	0.00	0.00	0.00	100
<b>TOTALS:</b>	<b>Function: 71100 - Regular Instruction Program</b>	<b>25,481.11</b>	<b>25,481.11</b>	<b>0.00</b>	<b>25,481.11</b>	<b>0.00</b>	<b>0.00</b>	<b>0.00</b>	<b>100</b>
<b>Function : 72120 - Health Services</b>									
13100	Medical Personnel	408.00	408.00	0.00	408.00	0.00	0.00	0.00	100
20100	Social Security	25.30	25.30	0.00	25.30	0.00	0.00	0.00	100
20400	State Retirement	28.60	28.60	0.00	28.60	0.00	0.00	0.00	100
21200	Employer Medicare	5.92	5.92	0.00	5.92	0.00	0.00	0.00	100
21700	Retirement - Hybrid Stabilization	8.12	8.12	0.00	8.12	0.00	0.00	0.00	100
<b>TOTALS:</b>	<b>Function: 72120 - Health Services</b>	<b>475.94</b>	<b>475.94</b>	<b>0.00</b>	<b>475.94</b>	<b>0.00</b>	<b>0.00</b>	<b>0.00</b>	<b>100</b>
<b>Function : 72410 - Office of the Principal</b>									
10400	Principal(s)	700.00	700.00	0.00	700.00	0.00	0.00	0.00	100
16200	Clerical Personnel	304.00	304.00	0.00	304.00	0.00	0.00	0.00	100
20100	Social Security	62.23	62.23	0.00	62.23	0.00	0.00	0.00	100
20400	State Retirement	93.90	93.90	0.00	93.90	0.00	0.00	0.00	100
21200	Employer Medicare	14.56	14.56	0.00	14.56	0.00	0.00	0.00	100
21700	Retirement - Hybrid Stabilization	5.56	5.56	0.00	5.56	0.00	0.00	0.00	100
<b>TOTALS:</b>	<b>Function: 72410 - Office of the Principal</b>	<b>1,180.25</b>	<b>1,180.25</b>	<b>0.00</b>	<b>1,180.25</b>	<b>0.00</b>	<b>0.00</b>	<b>0.00</b>	<b>100</b>
<b>Function : 73100 - Food Service</b>									
10500	Supervisor/Director	776.80	776.80	0.00	776.80	0.00	0.00	0.00	100
20100	Social Security	48.15	48.15	0.00	48.15	0.00	0.00	0.00	100
20400	State Retirement	63.04	63.04	0.00	63.04	0.00	0.00	0.00	100
21200	Employer Medicare	11.26	11.26	0.00	11.26	0.00	0.00	0.00	100

# COLLIERVILLE SCHOOLS

## EXPENSES BY FUNCTION

Page: 22 of 34

07/12/2022

2:59:30 PM

Report Code: BAT\_GL\_TEMPLATE

BATCH QUEUE ID 497691

FOR JUNE, 2022

PROJECT : 8710 - LEARNING CAMPS

OBJECT	DESCRIPTION	BUDGET AMOUNT	ADJUSTED BUDGET	CURRENT ACTIVITY	YTD ACTIVITY	ENCUMBRANCE	REQUISITION	UNENCUMBERED BALANCE	PERCENT ENCMBRD
21700	Retirement - Hybrid Stabilization	8.19	8.19	0.00	8.19	0.00	0.00	0.00	100
<b>TOTALS:</b>	<b>Function: 73100 - Food Service</b>	<b>907.44</b>	<b>907.44</b>	<b>0.00</b>	<b>907.44</b>	<b>0.00</b>	<b>0.00</b>	<b>0.00</b>	<b>100</b>
<b>TOTALS:</b>	<b>Project: 8710 - Learning Camps</b>	<b>28,044.74</b>	<b>28,044.74</b>	<b>0.00</b>	<b>28,044.74</b>	<b>0.00</b>	<b>0.00</b>	<b>0.00</b>	<b>100</b>

# COLLIERVILLE SCHOOLS

## EXPENSES BY FUNCTION

Page: 23 of 34

07/12/2022

2:59:30 PM

Report Code: BAT\_GL\_TEMPLATE

BATCH QUEUE ID 497691

FOR JUNE, 2022

PROJECT : 8711 - LEARNING CAMPS FY22

OBJECT	DESCRIPTION	BUDGET AMOUNT	ADJUSTED BUDGET	CURRENT ACTIVITY	YTD ACTIVITY	ENCUMBRANCE	REQUISITION	UNENCUMBERED BALANCE	PERCENT ENCMBRD
<b>Function : 71100 - Regular Instruction Program</b>									
11600	Teachers	307,615.00	242,165.00	234,421.00	234,421.00	0.00	0.00	7,744.00	97
16300	Educational Assistants	89,964.00	53,408.00	50,970.69	50,970.69	0.00	0.00	2,437.31	95
20100	Social Security	24,229.73	17,961.43	17,504.03	17,504.03	0.00	0.00	457.40	97
20400	State Retirement	41,189.04	30,414.06	22,007.17	22,007.17	0.00	0.00	8,406.89	72
21200	Employer Medicare	5,764.82	4,256.74	4,137.99	4,137.99	0.00	0.00	118.75	97
21700	Retirement - Hybrid Stabilization	0.00	2,000.00	1,647.63	1,647.63	0.00	0.00	352.37	82
39900	Other Contracted Services	0.00	23,600.00	15,844.00	15,844.00	0.00	0.00	7,756.00	67
42900	Instructional Supplies & Materials	15,334.94	66,738.30	22,619.44	22,619.44	0.00	0.00	44,118.86	34
47100	Software	128,360.00	159,390.00	68,191.36	159,384.87	0.00	0.00	5.13	100
59900	Other Charges	0.00	2,800.00	2,632.00	2,632.00	0.00	0.00	168.00	94
<b>TOTALS:</b>	<b>Function: 71100 - Regular Instruction Program</b>	<b>612,457.53</b>	<b>602,733.53</b>	<b>439,975.31</b>	<b>531,168.82</b>	<b>0.00</b>	<b>0.00</b>	<b>71,564.71</b>	<b>88</b>
<b>Function : 72130 - Other Student Support</b>									
39900	Other Contracted Services	5,500.00	5,500.00	0.00	0.00	0.00	0.00	5,500.00	0
<b>TOTALS:</b>	<b>Function: 72130 - Other Student Support</b>	<b>5,500.00</b>	<b>5,500.00</b>	<b>0.00</b>	<b>0.00</b>	<b>0.00</b>	<b>0.00</b>	<b>5,500.00</b>	<b>0</b>
<b>Function : 72210 - Regular Instruction Program Support</b>									
10500	Supervisor/Director	10,164.00	10,164.00	8,332.50	8,332.50	0.00	0.00	1,831.50	82
18900	Other Salaries & Wages	8,687.00	15,232.00	13,423.00	13,423.00	0.00	0.00	1,809.00	88
20100	Social Security	1,169.17	1,575.17	1,348.80	1,348.80	0.00	0.00	226.37	86
20400	State Retirement	1,953.00	2,631.00	1,783.15	1,783.15	0.00	0.00	847.85	68
21200	Employer Medicare	274.00	369.00	315.46	315.46	0.00	0.00	53.54	85
21700	Retirement - Hybrid Stabilization	0.00	2,000.00	87.76	87.76	0.00	0.00	1,912.24	4
<b>TOTALS:</b>	<b>Function: 72210 - Regular Instruction Program Support</b>	<b>22,247.17</b>	<b>31,971.17</b>	<b>25,290.67</b>	<b>25,290.67</b>	<b>0.00</b>	<b>0.00</b>	<b>6,680.50</b>	<b>79</b>
<b>Function : 72610 - Operation of Plant</b>									
32800	Janitorial Services	5,000.00	5,000.00	0.00	0.00	0.00	0.00	5,000.00	0
<b>TOTALS:</b>	<b>Function: 72610 - Operation of Plant</b>	<b>5,000.00</b>	<b>5,000.00</b>	<b>0.00</b>	<b>0.00</b>	<b>0.00</b>	<b>0.00</b>	<b>5,000.00</b>	<b>0</b>

# COLLIERVILLE SCHOOLS

## EXPENSES BY FUNCTION

BATCH QUEUE ID 497691

FOR JUNE, 2022

PROJECT : 8711 - LEARNING CAMPS FY22

Page: 24 of 34

07/12/2022

2:59:30 PM

Report Code: BAT\_GL\_TEMPLATE

OBJECT	DESCRIPTION	BUDGET AMOUNT	ADJUSTED BUDGET	CURRENT ACTIVITY	YTD ACTIVITY	ENCUMBRANCE	REQUISITION	UNENCUMBERED BALANCE	PERCENT ENCMBRD
<b>Function : 73100 - Food Service</b>									
10500	Supervisor/Director	8,046.00	8,046.00	5,185.20	5,185.20	0.00	0.00	2,860.80	64
20100	Social Security	501.00	501.00	321.49	321.49	0.00	0.00	179.51	64
20400	State Retirement	834.00	834.00	476.44	476.44	0.00	0.00	357.56	57
21200	Employer Medicare	117.00	117.00	75.19	75.19	0.00	0.00	41.81	64
21700	Retirement - Hybrid Stabilization	0.00	0.00	22.68	22.68	0.00	0.00	-22.68	0
<b>TOTALS:</b>	<b>Function: 73100 - Food Service</b>	<b>9,498.00</b>	<b>9,498.00</b>	<b>6,081.00</b>	<b>6,081.00</b>	<b>0.00</b>	<b>0.00</b>	<b>3,417.00</b>	<b>64</b>
<b>TOTALS:</b>	<b>Project: 8711 - Learning Camps FY22</b>	<b>654,702.70</b>	<b>654,702.70</b>	<b>471,346.98</b>	<b>562,540.49</b>	<b>0.00</b>	<b>0.00</b>	<b>92,162.21</b>	<b>86</b>

# COLLIERVILLE SCHOOLS

## EXPENSES BY FUNCTION

Page: 25 of 34

07/12/2022

2:59:30 PM

Report Code: BAT\_GL\_TEMPLATE

BATCH QUEUE ID 497691

FOR JUNE, 2022

PROJECT : 8720 - BRIDGE CAMP

OBJECT	DESCRIPTION	BUDGET AMOUNT	ADJUSTED BUDGET	CURRENT ACTIVITY	YTD ACTIVITY	ENCUMBRANCE	REQUISITION	UNENCUMBERED BALANCE	PERCENT ENCMBRD
<b>Function : 71100 - Regular Instruction Program</b>									
11600	Teachers	4,200.00	4,200.00	0.00	4,200.00	0.00	0.00	0.00	100
16300	Educational Assistants	1,444.00	1,444.00	0.00	1,444.00	0.00	0.00	0.00	100
20100	Social Security	349.83	349.83	0.00	349.83	0.00	0.00	0.00	100
20400	State Retirement	540.29	540.29	0.00	540.29	0.00	0.00	0.00	100
21200	Employer Medicare	81.82	81.82	0.00	81.82	0.00	0.00	0.00	100
21700	Retirement - Hybrid Stabilization	22.14	22.14	0.00	22.14	0.00	0.00	0.00	100
<b>TOTALS:</b>	<b>Function: 71100 - Regular Instruction Program</b>	<b>6,638.08</b>	<b>6,638.08</b>	<b>0.00</b>	<b>6,638.08</b>	<b>0.00</b>	<b>0.00</b>	<b>0.00</b>	<b>100</b>
<b>Function : 72130 - Other Student Support</b>									
12300	Guidance Personnel	600.00	600.00	0.00	600.00	0.00	0.00	0.00	100
20100	Social Security	37.18	37.18	0.00	37.18	0.00	0.00	0.00	100
20400	State Retirement	61.80	61.80	0.00	61.80	0.00	0.00	0.00	100
21200	Employer Medicare	8.70	8.70	0.00	8.70	0.00	0.00	0.00	100
<b>TOTALS:</b>	<b>Function: 72130 - Other Student Support</b>	<b>707.68</b>	<b>707.68</b>	<b>0.00</b>	<b>707.68</b>	<b>0.00</b>	<b>0.00</b>	<b>0.00</b>	<b>100</b>
<b>Function : 72410 - Office of the Principal</b>									
10400	Principal(s)	600.00	600.00	0.00	600.00	0.00	0.00	0.00	100
16200	Clerical Personnel	285.00	285.00	0.00	285.00	0.00	0.00	0.00	100
20100	Social Security	54.83	54.83	0.00	54.83	0.00	0.00	0.00	100
20400	State Retirement	82.23	82.23	0.00	82.23	0.00	0.00	0.00	100
21200	Employer Medicare	12.82	12.82	0.00	12.82	0.00	0.00	0.00	100
21700	Retirement - Hybrid Stabilization	5.22	5.22	0.00	5.22	0.00	0.00	0.00	100
<b>TOTALS:</b>	<b>Function: 72410 - Office of the Principal</b>	<b>1,040.10</b>	<b>1,040.10</b>	<b>0.00</b>	<b>1,040.10</b>	<b>0.00</b>	<b>0.00</b>	<b>0.00</b>	<b>100</b>
<b>Function : 73100 - Food Service</b>									
10500	Supervisor/Director	657.60	657.60	0.00	657.60	0.00	0.00	0.00	100
20100	Social Security	40.76	40.76	0.00	40.76	0.00	0.00	0.00	100
20400	State Retirement	61.82	61.82	0.00	61.82	0.00	0.00	0.00	100

**COLLIERVILLE SCHOOLS**

EXPENSES BY FUNCTION

Report Code: BAT\_GL\_TEMPLATE

BATCH QUEUE ID 497691

FOR JUNE, 2022

PROJECT : 8720 - BRIDGE CAMP

OBJECT	DESCRIPTION	BUDGET AMOUNT	ADJUSTED BUDGET	CURRENT ACTIVITY	YTD ACTIVITY	ENCUMBRANCE	REQUISITION	UNENCUMBERED BALANCE	PERCENT ENCMBRD
21200	Employer Medicare	9.54	9.54	0.00	9.54	0.00	0.00	0.00	100
<b>TOTALS:</b>	<b>Function: 73100 - Food Service</b>	<b>769.72</b>	<b>769.72</b>	<b>0.00</b>	<b>769.72</b>	<b>0.00</b>	<b>0.00</b>	<b>0.00</b>	<b>100</b>
<b>TOTALS:</b>	<b>Project: 8720 - Bridge Camp</b>	<b>9,155.58</b>	<b>9,155.58</b>	<b>0.00</b>	<b>9,155.58</b>	<b>0.00</b>	<b>0.00</b>	<b>0.00</b>	<b>100</b>

# COLLIERVILLE SCHOOLS

## EXPENSES BY FUNCTION

Report Code: BAT\_GL\_TEMPLATE

BATCH QUEUE ID 497691

FOR JUNE, 2022

PROJECT : 8721 - BRIDGE CAMP FY22

OBJECT	DESCRIPTION	BUDGET AMOUNT	ADJUSTED BUDGET	CURRENT ACTIVITY	YTD ACTIVITY	ENCUMBRANCE	REQUISITION	UNENCUMBERED BALANCE	PERCENT ENCMBRD
<b>Function : 71100 - Regular Instruction Program</b>									
11600	Teachers	157,080.00	104,720.00	82,810.75	82,810.75	0.00	0.00	21,909.25	79
16300	Educational Assistants	25,704.00	29,988.00	18,135.00	18,135.00	0.00	0.00	11,853.00	60
20100	Social Security	11,337.60	8,355.20	6,224.50	6,224.50	0.00	0.00	2,130.70	74
20400	State Retirement	18,936.00	13,956.00	8,510.26	8,510.26	0.00	0.00	5,445.74	61
21200	Employer Medicare	2,652.00	1,954.00	1,455.71	1,455.71	0.00	0.00	498.29	74
21700	Retirement - Hybrid Stabilization	0.00	2,000.00	556.01	556.01	0.00	0.00	1,443.99	28
49900	Other Supplies & Materials	8,717.51	61,453.91	11,109.29	11,109.29	0.00	0.00	50,344.62	18
<b>TOTALS:</b>	<b>Function: 71100 - Regular Instruction Program</b>	<b>224,427.11</b>	<b>222,427.11</b>	<b>128,801.52</b>	<b>128,801.52</b>	<b>0.00</b>	<b>0.00</b>	<b>93,625.59</b>	<b>58</b>
<b>Function : 72130 - Other Student Support</b>									
39900	Other Contracted Services	5,000.00	5,000.00	0.00	0.00	0.00	0.00	5,000.00	0
<b>TOTALS:</b>	<b>Function: 72130 - Other Student Support</b>	<b>5,000.00</b>	<b>5,000.00</b>	<b>0.00</b>	<b>0.00</b>	<b>0.00</b>	<b>0.00</b>	<b>5,000.00</b>	<b>0</b>
<b>Function : 72210 - Regular Instruction Program Support</b>									
10500	Supervisor/Director	10,164.00	10,164.00	6,996.00	6,996.00	0.00	0.00	3,168.00	69
18900	Other Salaries & Wages	8,687.00	8,687.00	7,036.25	7,036.25	0.00	0.00	1,650.75	81
20100	Social Security	1,170.00	1,170.00	870.05	870.05	0.00	0.00	299.95	74
20400	State Retirement	1,953.00	1,953.00	1,227.49	1,227.49	0.00	0.00	725.51	63
21200	Employer Medicare	369.00	369.00	203.48	203.48	0.00	0.00	165.52	55
21700	Retirement - Hybrid Stabilization	0.00	2,000.00	81.61	81.61	0.00	0.00	1,918.39	4
<b>TOTALS:</b>	<b>Function: 72210 - Regular Instruction Program Support</b>	<b>22,343.00</b>	<b>24,343.00</b>	<b>16,414.88</b>	<b>16,414.88</b>	<b>0.00</b>	<b>0.00</b>	<b>7,928.12</b>	<b>67</b>
<b>Function : 72610 - Operation of Plant</b>									
32800	Janitorial Services	5,000.00	5,000.00	0.00	0.00	0.00	0.00	5,000.00	0
<b>TOTALS:</b>	<b>Function: 72610 - Operation of Plant</b>	<b>5,000.00</b>	<b>5,000.00</b>	<b>0.00</b>	<b>0.00</b>	<b>0.00</b>	<b>0.00</b>	<b>5,000.00</b>	<b>0</b>
<b>Function : 73100 - Food Service</b>									
10500	Supervisor/Director	5,366.00	5,366.00	4,027.20	4,027.20	0.00	0.00	1,338.80	75
20100	Social Security	334.00	334.00	249.69	249.69	0.00	0.00	84.31	75
20400	State Retirement	556.00	556.00	356.77	356.77	0.00	0.00	199.23	64

# COLLIERVILLE SCHOOLS

## EXPENSES BY FUNCTION

Page: 28 of 34

07/12/2022

2:59:30 PM

Report Code: BAT\_GL\_TEMPLATE

BATCH QUEUE ID 497691

FOR JUNE, 2022

PROJECT : 8721 - BRIDGE CAMP FY22

OBJECT	DESCRIPTION	BUDGET AMOUNT	ADJUSTED BUDGET	CURRENT ACTIVITY	YTD ACTIVITY	ENCUMBRANCE	REQUISITION	UNENCUMBERED BALANCE	PERCENT ENCMBRD
21200	Employer Medicare	78.00	78.00	58.40	58.40	0.00	0.00	19.60	75
21700	Retirement - Hybrid Stabilization	0.00	0.00	25.27	25.27	0.00	0.00	-25.27	0
<b>TOTALS:</b>	<b>Function: 73100 - Food Service</b>	<b>6,334.00</b>	<b>6,334.00</b>	<b>4,717.33</b>	<b>4,717.33</b>	<b>0.00</b>	<b>0.00</b>	<b>1,616.67</b>	<b>74</b>
<b>TOTALS:</b>	<b>Project: 8721 - Bridge Camp FY22</b>	<b>263,104.11</b>	<b>263,104.11</b>	<b>149,933.73</b>	<b>149,933.73</b>	<b>0.00</b>	<b>0.00</b>	<b>113,170.38</b>	<b>57</b>

# COLLIERVILLE SCHOOLS

## EXPENSES BY FUNCTION

Page: 29 of 34

07/12/2022

2:59:30 PM

Report Code: BAT\_GL\_TEMPLATE

BATCH QUEUE ID 497691

FOR JUNE, 2022

PROJECT : 8730 - STREAM MINI CAMPS

OBJECT	DESCRIPTION	BUDGET AMOUNT	ADJUSTED BUDGET	CURRENT ACTIVITY	YTD ACTIVITY	ENCUMBRANCE	REQUISITION	UNENCUMBERED BALANCE	PERCENT ENCMBRD
<b>Function : 71100 - Regular Instruction Program</b>									
11600	Teachers	78,540.00	65,450.00	0.00	0.00	0.00	0.00	65,450.00	0
16300	Educational Assistants	25,704.00	14,994.00	0.00	0.00	0.00	0.00	14,994.00	0
20100	Social Security	6,468.00	4,991.00	0.00	0.00	0.00	0.00	4,991.00	0
20400	State Retirement	10,800.00	8,334.00	0.00	0.00	0.00	0.00	8,334.00	0
21200	Employer Medicare	1,512.00	1,167.00	0.00	0.00	0.00	0.00	1,167.00	0
21700	Retirement - Hybrid Stabilization	0.00	2,000.00	0.00	0.00	0.00	0.00	2,000.00	0
47100	Software	51,550.00	62,410.00	39,950.00	60,806.50	0.00	0.00	1,603.50	97
49900	Other Supplies & Materials	12,483.91	27,711.91	12,390.21	13,632.26	0.00	0.00	14,079.65	49
<b>TOTALS:</b>	<b>Function: 71100 - Regular Instruction Program</b>	<b>187,057.91</b>	<b>187,057.91</b>	<b>52,340.21</b>	<b>74,438.76</b>	<b>0.00</b>	<b>0.00</b>	<b>112,619.15</b>	<b>40</b>
<b>TOTALS:</b>	<b>Project: 8730 - STREAM Mini Camps</b>	<b>187,057.91</b>	<b>187,057.91</b>	<b>52,340.21</b>	<b>74,438.76</b>	<b>0.00</b>	<b>0.00</b>	<b>112,619.15</b>	<b>40</b>

# COLLIERVILLE SCHOOLS

## EXPENSES BY FUNCTION

Page: 30 of 34

07/12/2022

2:59:30 PM

Report Code: BAT\_GL\_TEMPLATE

BATCH QUEUE ID 497691

FOR JUNE, 2022

PROJECT : 8740 - LEARNING CAMP TRANSPORTATION

OBJECT	DESCRIPTION	BUDGET AMOUNT	ADJUSTED BUDGET	CURRENT ACTIVITY	YTD ACTIVITY	ENCUMBRANCE	REQUISITION	UNENCUMBERED BALANCE	PERCENT ENCMBRD
<b>Function : 72710 - Transportation</b>									
31400	Contracts w Public Carriers	174,970.02	174,970.02	0.00	0.00	0.00	0.00	174,970.02	0
<b>TOTALS:</b>	<b>Function: 72710 - Transportation</b>	<b>174,970.02</b>	<b>174,970.02</b>	<b>0.00</b>	<b>0.00</b>	<b>0.00</b>	<b>0.00</b>	<b>174,970.02</b>	<b>0</b>
<b>TOTALS:</b>	<b>Project: 8740 - LEARNING CAMP TRANSPORTATION</b>	<b>174,970.02</b>	<b>174,970.02</b>	<b>0.00</b>	<b>0.00</b>	<b>0.00</b>	<b>0.00</b>	<b>174,970.02</b>	<b>0</b>

# COLLIERVILLE SCHOOLS

## EXPENSES BY FUNCTION

Report Code: BAT\_GL\_TEMPLATE

BATCH QUEUE ID 497691

FOR JUNE, 2022

### PROJECT : 8800 - RESPONSE TO DISPROPORTIONALITY-IDEA PART B

OBJECT	DESCRIPTION	BUDGET AMOUNT	ADJUSTED BUDGET	CURRENT ACTIVITY	YTD ACTIVITY	ENCUMBRANCE	REQUISITION	UNENCUMBERED BALANCE	PERCENT ENCMBRD
<b>Function : 72210 - Regular Instruction Program Support</b>									
49920	Other Supplies & Materials - CCEIS	5,550.00	5,550.00	0.00	5,550.00	0.00	0.00	0.00	100
52420	In-Service/Staff Development - CCEIS	31,939.75	56,141.00	0.00	56,138.00	0.00	0.00	3.00	100
<b>TOTALS:</b>	<b>Function: 72210 - Regular Instruction Program Support</b>	<b>37,489.75</b>	<b>61,691.00</b>	<b>0.00</b>	<b>61,688.00</b>	<b>0.00</b>	<b>0.00</b>	<b>3.00</b>	<b>100</b>
<b>TOTALS:</b>	<b>Project: 8800 - RESPONSE TO DISPROPORTIONALITY- IDEA PART B</b>	<b>37,489.75</b>	<b>61,691.00</b>	<b>0.00</b>	<b>61,688.00</b>	<b>0.00</b>	<b>0.00</b>	<b>3.00</b>	<b>100</b>

# COLLIERVILLE SCHOOLS

## EXPENSES BY FUNCTION

Page: 32 of 34

07/12/2022

Report Code: BAT\_GL\_TEMPLATE

BATCH QUEUE ID 497691

2:59:30 PM

FOR JUNE, 2022

PROJECT : 8810 - RESPONSE TO DISP-ARP IDEA

OBJECT	DESCRIPTION	BUDGET AMOUNT	ADJUSTED BUDGET	CURRENT ACTIVITY	YTD ACTIVITY	ENCUMBRANCE	REQUISITION	UNENCUMBERED BALANCE	PERCENT ENCMBRD
<b>Function : 72210 - Regular Instruction Program Support</b>									
52420	In-Service/Staff Development - CCEIS	75,541.54	75,541.54	0.00	75,541.40	0.00	0.00	0.14	100
<b>TOTALS:</b>	<b>Function: 72210 - Regular Instruction Program Support</b>	<b>75,541.54</b>	<b>75,541.54</b>	<b>0.00</b>	<b>75,541.40</b>	<b>0.00</b>	<b>0.00</b>	<b>0.14</b>	<b>100</b>
<b>TOTALS:</b>	<b>Project: 8810 - RESPONSE TO DISP-ARP IDEA</b>	<b>75,541.54</b>	<b>75,541.54</b>	<b>0.00</b>	<b>75,541.40</b>	<b>0.00</b>	<b>0.00</b>	<b>0.14</b>	<b>100</b>

# COLLIERVILLE SCHOOLS

## EXPENSES BY FUNCTION

Page: 33 of 34

07/12/2022

2:59:30 PM

Report Code: BAT\_GL\_TEMPLATE

BATCH QUEUE ID 497691

	BUDGET AMOUNT	ADJUSTED BUDGET	CURRENT ACTIVITY	YTD ACTIVITY	ENCUMBRANCE	REQUISITION	UNENCUMBERED BALANCE	PERCENT ENCMBRD
GRAND TOTAL:	2,082,649.08	2,125,320.83	756,408.55	1,472,698.36	0.00	0.00	652,622.47	69

**C.I.P.**

# COLLIERVILLE SCHOOLS

Page: 1 of 5

REVENUE BY FUNC

07/12/2022

Report Code: BAT\_GL\_TEMPLATE

BATCH QUEUE ID 497685

2:51:17 PM

FOR JUNE, 2022

PROJECT : 6117 - CROSSWIND RENOVATION

FUNCTION	DESCRIPTION	BUDGET AMOUNT	ADJUSTED BUDGET	CURRENT ACTIVITY	YTD ACTIVITY	ENCUMBRANCE	REQUISITION	UNENCUMBERED BALANCE	PERCENT ENCMBRD
49100	Bond Proceeds	0.00	237,505.00	0.00	0.00	0.00	0.00	237,505.00	0
<b>TOTALS:</b>	<b>Project: 6117 - Crosswind Renovation</b>	<b>0.00</b>	<b>237,505.00</b>	<b>0.00</b>	<b>0.00</b>	<b>0.00</b>	<b>0.00</b>	<b>237,505.00</b>	<b>0</b>

# COLLIERVILLE SCHOOLS

## REVENUE BY FUNC

07/12/2022

Report Code: BAT\_GL\_TEMPLATE

BATCH QUEUE ID 497685

2:51:17 PM

FOR JUNE, 2022

PROJECT : 6206 - CES GYM RENOVATION

FUNCTION	DESCRIPTION	BUDGET AMOUNT	ADJUSTED BUDGET	CURRENT ACTIVITY	YTD ACTIVITY	ENCUMBRANCE	REQUISITION	UNENCUMBERED BALANCE	PERCENT ENCMBRD
49100	Bond Proceeds	1,533,338.00	1,870,959.00	397,199.04	1,466,699.48	0.00	0.00	404,259.52	78
49800	Transfers In	0.00	2,446,942.05	0.00	0.00	0.00	0.00	2,446,942.05	0
<b>TOTALS:</b>	<b>Project: 6206 - CES Gym Renovation</b>	<b>1,533,338.00</b>	<b>4,317,901.05</b>	<b>397,199.04</b>	<b>1,466,699.48</b>	<b>0.00</b>	<b>0.00</b>	<b>2,851,201.57</b>	<b>34</b>

# COLLIERVILLE SCHOOLS

## REVENUE BY FUNC

Report Code: BAT\_GL\_TEMPLATE

BATCH QUEUE ID 497685

FOR JUNE, 2022

PROJECT : 6525 - UNALLOCATED CIP FROM SHELBY CO

FUNCTION	DESCRIPTION	BUDGET AMOUNT	ADJUSTED BUDGET	CURRENT ACTIVITY	YTD ACTIVITY	ENCUMBRANCE	REQUISITION	UNENCUMBERED BALANCE	PERCENT ENCMBRD
49100	Bond Proceeds	2,000,000.00	300,000.00	-264,799.36	132,399.68	0.00	0.00	167,600.32	44
<b>TOTALS:</b>	<b>Project: 6525 - Unallocated CIP from Shelby Co</b>	<b>2,000,000.00</b>	<b>300,000.00</b>	<b>-264,799.36</b>	<b>132,399.68</b>	<b>0.00</b>	<b>0.00</b>	<b>167,600.32</b>	<b>44</b>

# COLLIERVILLE SCHOOLS

## REVENUE BY FUNC

BATCH QUEUE ID 497685

Page: 4 of 5

07/12/2022

2:51:17 PM

Report Code: BAT\_GL\_TEMPLATE

	BUDGET AMOUNT	ADJUSTED BUDGET	CURRENT ACTIVITY	YTD ACTIVITY	ENCUMBRANCE	REQUISITION	UNENCUMBERED BALANCE	PERCENT ENCMBRD
GRAND TOTAL:	3,533,338.00	4,855,406.05	132,399.68	1,599,099.16	0.00	0.00	3,256,306.89	33

# COLLIERVILLE SCHOOLS

## EXPENSES BY FUNCTION

Page: 1 of 5

07/12/2022

2:53:40 PM

Report Code: BAT\_GL\_TEMPLATE

BATCH QUEUE ID 497686

FOR JUNE, 2022

PROJECT : 6117 - CROSSWIND RENOVATION

OBJECT	DESCRIPTION	BUDGET AMOUNT	ADJUSTED BUDGET	CURRENT ACTIVITY	YTD ACTIVITY	ENCUMBRANCE	REQUISITION	UNENCUMBERED BALANCE	PERCENT ENCMBRD
<b>Function : 91300 - Education Capital Projects</b>									
30400	Architects	0.00	237,325.00	45,465.00	55,465.00	0.00	0.00	181,860.00	23
79900	Other Capital Outlay	0.00	180.00	44.55	71.72	0.00	0.00	108.28	40
<b>TOTALS:</b>	<b>Function: 91300 - Education Capital Projects</b>	<b>0.00</b>	<b>237,505.00</b>	<b>45,509.55</b>	<b>55,536.72</b>	<b>0.00</b>	<b>0.00</b>	<b>181,968.28</b>	<b>23</b>
<b>TOTALS:</b>	<b>Project: 6117 - Crosswind Renovation</b>	<b>0.00</b>	<b>237,505.00</b>	<b>45,509.55</b>	<b>55,536.72</b>	<b>0.00</b>	<b>0.00</b>	<b>181,968.28</b>	<b>23</b>

# COLLIERVILLE SCHOOLS

## EXPENSES BY FUNCTION

Page: 2 of 5

07/12/2022

2:53:40 PM

Report Code: BAT\_GL\_TEMPLATE

BATCH QUEUE ID 497686

FOR JUNE, 2022

PROJECT : 6206 - CES GYM RENOVATION

OBJECT	DESCRIPTION	BUDGET AMOUNT	ADJUSTED BUDGET	CURRENT ACTIVITY	YTD ACTIVITY	ENCUMBRANCE	REQUISITION	UNENCUMBERED BALANCE	PERCENT ENCMBRD
<b>Function : 91300 - Education Capital Projects</b>									
30400	Architects	33,338.00	22,225.00	0.00	20,002.50	0.00	0.00	2,222.50	90
59900	Other Charges	0.00	1,645.00	0.00	1,644.88	0.00	0.00	0.12	100
70600	Building Construction	1,500,000.00	3,963,747.05	396,113.44	3,626,999.57	0.00	0.00	336,747.48	92
71100	Furniture & Fixtures	0.00	330,000.00	84,946.20	182,850.70	0.00	0.00	147,149.30	55
79900	Other Capital Outlay	0.00	284.00	0.00	141.45	0.00	0.00	142.55	50
<b>TOTALS:</b>	<b>Function: 91300 - Education Capital Projects</b>	<b>1,533,338.00</b>	<b>4,317,901.05</b>	<b>481,059.64</b>	<b>3,831,639.10</b>	<b>0.00</b>	<b>0.00</b>	<b>486,261.95</b>	<b>89</b>
<b>TOTALS:</b>	<b>Project: 6206 - CES Gym Renovation</b>	<b>1,533,338.00</b>	<b>4,317,901.05</b>	<b>481,059.64</b>	<b>3,831,639.10</b>	<b>0.00</b>	<b>0.00</b>	<b>486,261.95</b>	<b>89</b>

# COLLIERVILLE SCHOOLS

Page: 3 of 5

## EXPENSES BY FUNCTION

07/12/2022

Report Code: BAT\_GL\_TEMPLATE

BATCH QUEUE ID 497686

2:53:40 PM

FOR JUNE, 2022

PROJECT : 6525 - UNALLOCATED CIP FROM SHELBY CO

OBJECT	DESCRIPTION	BUDGET AMOUNT	ADJUSTED BUDGET	CURRENT ACTIVITY	YTD ACTIVITY	ENCUMBRANCE	REQUISITION	UNENCUMBERED BALANCE	PERCENT ENCMBRD
<b>Function : 91300 - Education Capital Projects</b>									
30400	Architects	2,000,000.00	300,000.00	0.00	0.00	0.00	0.00	300,000.00	0
<b>TOTALS:</b>	<b>Function: 91300 - Education Capital Projects</b>	<b>2,000,000.00</b>	<b>300,000.00</b>	<b>0.00</b>	<b>0.00</b>	<b>0.00</b>	<b>0.00</b>	<b>300,000.00</b>	<b>0</b>
<b>TOTALS:</b>	<b>Project: 6525 - Unallocated CIP from Shelby Co</b>	<b>2,000,000.00</b>	<b>300,000.00</b>	<b>0.00</b>	<b>0.00</b>	<b>0.00</b>	<b>0.00</b>	<b>300,000.00</b>	<b>0</b>

# COLLIERVILLE SCHOOLS

## EXPENSES BY FUNCTION

Page: 4 of 5

07/12/2022

2:53:40 PM

Report Code: BAT\_GL\_TEMPLATE

BATCH QUEUE ID 497686

	BUDGET AMOUNT	ADJUSTED BUDGET	CURRENT ACTIVITY	YTD ACTIVITY	ENCUMBRANCE	REQUISITION	UNENCUMBERED BALANCE	PERCENT ENCMBRD
GRAND TOTAL:	3,533,338.00	4,855,406.05	526,569.19	3,887,175.82	0.00	0.00	968,230.23	80

# Collierville Schools Board of Education

Monitoring: <b>Review: Annually, in July</b>	Descriptor Term:  <b>Memberships</b>	Descriptor Code: <b>1.104</b>	Issued Date: <b>Revised</b>
		Rescinds:	Issued: <b>12/02/13</b>

1 The Board shall maintain membership in the Tennessee Schools Boards Association (TSBA).<sup>1</sup> ~~and~~  
2 ~~through its membership in TSBA shall be an affiliate member of the Southern Region Schools Boards~~  
3 ~~Association and the National School Boards Association.~~

4 Dues for membership in the Tennessee School Boards Association shall be included in each annual  
5 budget in accordance with state statute.

6 The Board may also maintain institutional membership in other educational organizations which the  
7 Board finds to be of benefit to members and school system personnel.

8

9

10

11

12

13

14

15

16

17

---

#### Legal References

1. TCA 49-2-2001

---

#### Cross References

**Board Member Development Opportunities 1.204**

# Collierville Schools Board of Education

Monitoring: <b>Review: Annually, in July</b>	Descriptor Term: <b>School Board Legislative Involvement</b>	Descriptor Code: <b>1.105</b>	Issued Date: <b>Revised</b>
		Rescinds:	Issued: <b>01/14/14</b>

1 The Board shall work for the passage of new laws designed to advance the cause of improving public  
2 education in Tennessee. Likewise, the Board shall work for the repeal or modification of existing laws  
3 and for the defeat of proposed laws that impede this cause.

4 To accomplish this:

- 5 1. The Board shall stay informed of pending legislation and actively communicate its  
6 concerns and make its position known to their elected representatives at both the state  
7 and national level;
- 8 2. The Board shall work with other school boards in the state, other local officials, and the  
9 community groups in creating public awareness and support for legislative priorities;
- 10 3. The Board shall annually select one (1) of its members to serve as its legislative  
11 representative; ~~to the Tennessee Legislative Network (TLN):~~
- 12 4. The Board shall work with its ~~TLN~~ legislative representative, TSBA, ~~NSBA~~, and other  
13 concerned groups in developing an annual legislative program; and
- 14 5. The Board shall include in its budget appropriate resources to cover costs, including  
15 travel expenses, necessary to ensure active participation in the legislative process.

16  
17  
18

---

Cross References

Board Member Development Opportunities 1.204

# Collierville Schools Board of Education

Monitoring: <b>Review: Annually, in July</b>	Descriptor Term: <h2 style="text-align: center;">Board Member Development Opportunities</h2>	Descriptor Code: <b>1.204</b>	Issued Date: <b>Revised</b>
		Rescinds:	Issued: <b>01/14/14</b>

1 The Board shall participate in activities designed to improve ~~assist board members in improving~~ their skills as members of  
 2 a policy-making body. In order to control **this, the following shall occur:** ~~both the investment of time and funds necessary~~  
 3 ~~to implement this policy, the Board establishes these principles and procedures for its guidance:~~

- 4 1. An annual calendar of school board conferences, conventions and workshops shall be maintained by the  
 5 board secretary and provided to each board member in order to ensure compliance with the requirements for  
 6 professional development.<sup>1</sup> The Board shall identify which meetings should be attended and the benefits  
 7 thereof.
- 8 2. Funds for participation at such meetings shall be budgeted on an annual basis. The Board as a whole shall  
 9 retain the authority to approve or disapprove the participation of members in planned activities;
- 10 3. Reimbursement to board members for their travel expenses shall **only be made for pre-approved travel;** ~~in~~  
 11 ~~accord with the travel expense policy for staff members;~~<sup>2</sup>
- 12 4. When a conference, convention or workshop is not attended by the full Board, those participating will be  
 13 requested to share information, recommendations and materials acquired at the meeting; and
- 14 5. The public shall be kept informed through the news media about the Board's continuing in-service  
 15 education and about the programs anticipated for short and long-range benefits to the schools.

16 The Board regards the following activities and services appropriate **for development opportunities:** ~~under this policy:~~

- 17 1. Participation in school board conferences, workshops and conventions held by the State; ~~and National School~~  
 18 ~~Boards Associations;~~
- 19 2. Local and district-sponsored training sessions for board members; and
- 20 3. Subscriptions to publications addressing the concerns of board members.

21 \_\_\_\_\_  
 22 Legal References

- 23 1. TCA 49-2-202(a)(5)
- 24 ~~2. TCA 49-2-2001~~
- 25 ~~3. TCA 49-2-202©(2)–~~

26  
 27  
 28

\_\_\_\_\_

- Cross References:
- Board Self-Evaluation 1.103
  - Memberships 1.104
  - School Board Legislative Involvement 1.105
  - School District Goals 1.700
  - School Calendar 1.800
  - Expenses and Reimbursements 2.804

# Collierville Schools Board of Education

Monitoring: <b>Review: Annually, in July</b>	Descriptor Term:  <b style="text-align: center;">Instructional Standards</b>	Descriptor Code: <b>4.101</b>	Issued Date: <b>REVISED</b>
		Rescinds:	Issued: <b>08/24/21</b>

1 *General*

2 The Board is charged with selection of the curriculum. No subjects or topics prohibited by state or federal law shall be  
3 taught.<sup>1</sup> The Director of Schools shall develop administrative procedures to implement this policy.

4 **STATE STANDARDS<sup>2</sup>**

5 Only Tennessee state standards shall be taught within the school district. The following are prohibited:

- 6 1. Instructional materials, textbooks, or supplemental materials created to align exclusively with Common Core; or
- 7
- 8 2. Instructional materials, textbooks, or supplemental materials that are marketed or otherwise identified as Common
- 9 Core textbooks or instructional materials.

10 *Any complaints regarding the above shall be submitted per board policy 4.403.*

11 **CURRICULUM AND INSTRUCTIONAL PROGRAMMING**

12 All curriculum and instructional programming implemented in the school district shall adhere to state and federal laws.  
13 District employees shall not include or promote any concepts that would violate state law when providing instruction, using  
14 instructional or supplemental materials, or when implementing the instructional program and curriculum.<sup>1</sup>

15 The Director shall develop procedures to ensure that the district’s instructional program complies with state law.

16 *Complaints regarding teaching prohibited concepts in violation of state law shall be submitted per the regulation developed*  
17 *by the Tennessee Department of Education.<sup>3</sup>*

---

Legal References

- 1. Public Acts of 2021, Chapter No. 205; Public Acts of 2021, Chapter No. 281; Public Acts of 2021, Chapter No. 471; Public Acts of 2021, Chapter No. 493
- 2. TCA 49-1-302(a)(8); TCA 49-1-314
- 3. TRR/MS 0520-12-04

---

Cross References

- Controversial Issues 4.800
- Controversial Materials 4.801

# Collierville Schools Board of Education

Monitoring: <b>Review: Annually, in July</b>	Descriptor Term: <b>Credit Recovery</b>	Descriptor Code: <b>4.210</b>	Issued Date: <b>Revised</b>
		Rescinds: <b>4.210</b>	<b>Issued:</b> <b>07/25/17</b> <b>11/08/16</b>

## 1 GENERAL

2 The Director of Schools shall ensure that credit recovery facilitators receive training regarding course  
3 organization, online instruction management and related technology.

4 Credit recovery teachers shall comply with all State Board of Education certification requirements.<sup>1</sup>

## 5 ADMISSION AND REMOVAL<sup>2</sup>

6 No student shall be admitted to or otherwise enrolled in credit recovery courses unless:

- 7 1. The student's parent/guardian gives written consent for the student to enroll in the  
8 proposed credit recovery course. Parents/guardians should be informed that not all  
9 postsecondary institutions will accept credit recovery courses for credit and that the  
10 NCAA Clearinghouse will not accept credit recovery courses for credit; and
- 11 2. The student has previously taken an initial, non-credit recovery section of the proposed  
12 course and receive a grade of at least fifty percent (50%). Students who receive a grade  
13 of below fifty percent (50%) in the non-credit recovery section of the course must re-  
14 take the course.

15 If a student is seeking to recover credit for the first semester of a two-semester course, the student may  
16 not receive the full credit for the course until he/she has enrolled in and passed the second semester of  
17 the course and taken any applicable End of Course examinations.

18 The board shall track students enrolled in credit recovery courses as directed by the Tennessee  
19 Department of Education.

## 20 INSTRUCTION AND CONTENT

21 Credit recovery teachers shall work closely with credit recovery facilitators to correlate class content  
22 and instruction.

23 The director of schools shall ensure that all credit recovery courses:

- 24 1. Align with Tennessee's current academic standards for the relevant course content area,  
25 as approved by the State Board of Education; and

- 1           2.     Differentiate instruction to address individual student growth needs based on
- 2                     diagnostic assessment or End of Course data.

3 Students in credit recovery programs shall:

- 4           1.     Complete a course skill-specific diagnostic to determine skill-specific goals;
- 5           2.     Meet individual skill-specific goals in a flexible time frame as established by identified
- 6                     student need; and
- 7           3.     Master all individualized skill-specific goals as established by the diagnostic process in
- 8                     order to earn credit.

9 **GRADES <sup>2</sup>**

10 Students passing credit recovery shall receive a grade of ~~seventy percent (70%)~~ **passing (D)**. <sup>3</sup>

11 Grades awarded in credit recovery courses shall adhere to the State Board of Education’s Uniform  
12 Grading Policy.

13

14

15

16

17

18

19

20

21

---

22 **Legal References**

- 23 1. State Board of Education Policy 2.103; TRR/MS
- 24     0520-01-03-.03(13)
- 25 2. State Board of Education Policy 2.103
- 26 3. State Board of Education Policy 3.301

---

**Cross References**

- Virtual Education Program 4.212
- Grading System 4.600
- Promotion and Retention 4.603

27

# Collierville Schools Board of Education

Monitoring: <b>Review: Annually, in July</b>	Descriptor Term: <b>Virtual Education Program</b>	Descriptor Code: <b>4.212</b>	Issued Date: <b>REVISED</b>
		Rescinds:	Issued: <b>08/24/21</b>

## 1 *General*

2 The Collierville Schools virtual education program is a course or series of courses offered by a school  
3 district to provide students a broader range of educational opportunities through the use of technology.  
4 Utilizing this program is temporary and shall not replace a student's regular instructional program.<sup>1</sup>

5 Class size ratios for the virtual education program shall comply with the requirements as outlined in  
6 state law.<sup>2</sup>

7 Virtual education programs<sup>3</sup> may be made available to students for the following purposes:

- 8 1. Academic remediation, enrichment, or providing students access to a wider range of courses;  
9
- 10 2. Continuity of educational service for students who are homebound;<sup>4</sup>  
11
- 12 3. Continuity of educational service for students who are quarantining;<sup>5</sup> and  
13
- 14 4. Continuity of educational service for students enrolled in an alternative school.<sup>6</sup>  
15
- 16 5. Continuity of educational service when the district utilizes remote instruction due to dangerous  
17 or extreme weather conditions, a serious outbreak of illness affecting or endangering students  
18 or staff, or during the administration of end of course examinations or other examinations as  
19 allowed per state law.<sup>7</sup>

## 20 **ELIGIBILITY AND PARTICIPATION REQUIREMENTS**

21 Students shall be eligible to utilize a virtual education program if participating in one of the above  
22 educational opportunities. The following factors shall also be taken into consideration when  
23 determining eligibility:

- 24 1. Attendance;
- 25
- 26 2. Grades;
- 27
- 28 3. Technology survey; and
- 29
- 30 4. Disciplinary Issues.

## 1 ATTENDANCE

2 Student attendance in the virtual education program shall adhere to the general requirements of board  
3 policy 6.200 and any relevant administrative procedures.

4 Methods of confirming student attendance shall include two or more of the following:

- 5 1. Students participating in a phone call with a teacher, with parent/guardian support as  
6 appropriate for the age of the student;
- 7
- 8 2. Students participating in synchronous virtual instruction;
- 9
- 10 3. Students completing work in a learning management system;
- 11
- 12 4. Students submitting work via hard-copy or virtual formats.
- 13

## 14 REMOVAL FROM VIRTUAL EDUCATION PROGRAM

15 A student may be removed from the virtual education program or denied future enrollment in a virtual  
16 education program based on disciplinary issues, attendance issues, or poor academic performance.

17 Before a student is removed based on poor academic performance, the school may consider one or  
18 more of the following interventions:

- 19 1. Notification of parent/guardian;
- 20
- 21 2. One-on-one assessment conducted by the principal/designee regarding any learning needs and  
22 academic performance; and
- 23
- 24 3. Recommendation from the IEP or 504 team.

---

### Legal References

1. TRR/MS 0520-01-03-.05(2)
2. TCA 49-1-104(h); State Board of Education Policy 3.206
3. TCA 49-16-101; TRR/MS 0520-01-03-.05(2)(a)
4. TRR/MS 0520-01-02-.10; TRR/MS 0520-01-09-.07
5. TRR/MS 0520-01-13-.01(1)(d)(1)
6. TRR/MS 0520-01-02-.09
7. Public Acts of 2022, Chapter No. 897

### Cross References

Homebound Instruction 4.206  
Credit Recovery 4.210  
Alternative Education 6.319

# Collierville Schools Board of Education

Monitoring: <b>Review: Annually, in July</b>	Descriptor Term: <b>Reconsideration of Instructional Materials, Textbooks and Library Materials</b>	Descriptor Code: <b>4.403</b>	Issued Date: <b>REVISED</b>
		Rescinds:	Issued: <b>06/10/14</b>

1 The Board supports principles of intellectual freedom inherent in the First Amendment of the Constitution of the  
2 United States<sup>1</sup> and expressed in the Library Bill of Rights of the American Library Association. **The Collierville  
3 School District shall also be responsible for library collection development. Library materials shall be  
4 reviewed to ensure the content aligns with state law.<sup>1</sup> The library collection shall adhere to the following  
5 criteria:**

- 6 **1. Materials shall be suitable for and consistent with the educational mission of the school;**
- 7
- 8 **2. Materials shall be appropriate for the age and maturity levels of the students who may access  
9 them. The determining factor will be based on an assessment of any mature themes or content  
10 (i.e., violence, sexual content, vulgar language, substance abuse);**
- 11
- 12 **3. Materials shall contain literary, historical, and/or artistic value and merit; and**
- 13
- 14 **4. The collection as a whole shall offer a variety of viewpoints.**

15 **Collierville Schools shall be responsible for periodically reviewing the district's library collection in line  
16 with these established standards.**

## 17 **Complaints:**

18 Because opinions differ, there may be questions concerning some instructional and library materials despite the  
19 quality of the selection process. If a complaint is made, the following procedure is to be followed:

- 20 1. Inform the complainant of the selection procedures and make no commitments.
- 21 2. Request the complainant to submit a formal Request for Reconsideration of Instructional Materials.
- 22 3. Inform the principal (and other appropriate personnel).
- 23 4. Keep challenged materials available for use during the reconsideration process.
- 24 5. Upon receipt of the completed form, the Director of Schools requests review of the challenged materials by an  
25 ad hoc materials review committee within fifteen (15) working days, and notifies the appropriate supervisor and  
26 the director of schools that such review is being done. The review committee be determined by the Director of  
27 Schools and shall includes central office personnel, certified library media specialist, representatives from  
28 classroom teachers, one or more parents, and may include one or more students.
- 29 6. The review committee shall take the following steps after receiving the challenged materials:

- 1 a. Read, view or listen to the material in its entirety;
- 2 b. Check general acceptance of the material by reading recognized and evaluative reviews;
- 3 c. Determine the extent to which the material supports the curriculum;
- 4 d. Complete the appropriate Checklist for Reconsideration of Instructional Materials, judging the
- 5 material for its strength and value; and
- 6
- 7 e. Present recommendation to Director of Schools for further action.
- 8
- 9 7. If the complainant desires further action after receiving the recommendation of the committee and the
- 10 decision of the Director of Schools, an appeal may be made to the Board.
- 11

---

Legal References

*Island Trees/Union Free School District v. Pico*, 457 U.S.  
853, 102 S. Ct. 2799 (1982)

# Collierville Schools Board of Education

Monitoring: <b>Review: Annually, in July</b>	Descriptor Term: <h2 style="margin: 0;">Grading System</h2>	Descriptor Code: <b>4.600</b>	Issued Date: <b>REVISED</b>
		Rescinds: <b>4.600</b>	Issued: 06/28/22 03/29/22 07/27/21 06/22/21 02/24/21 09/22/20 06/27/19 08/08/18 07/25/17 04/17/17 09/08/15 05/11/15 06/10/14

1 The Director of Schools shall develop an administrative procedure to establish a system of grading and  
 2 assessment for evaluating and recording student progress and to measure student performance in  
 3 conjunction with Board-adopted content standards for grades K-12. The grading/assessment system shall  
 4 follow all applicable statutes and rules and regulations of the State Board of Education. The  
 5 grading/assessment system shall be uniform district-wide at comparable grade levels, except that the  
 6 Director of Schools shall have the authority to establish and operate ungraded and/or unstructured classes  
 7 in grades K-3 according to state rules and regulations.<sup>1</sup>

8 The Director of Schools shall submit a copy of the grading, reporting, and assessment systems to the  
 9 Board before the system is implemented.<sup>2</sup> These guidelines shall be communicated annually to students  
 10 and parents/guardians.<sup>1</sup>

11 Conduct grades are based on behavior and shall not be deducted from scholastic grades.

12 A student's academic grade is solely intended to reflect the student's acquired knowledge, ability, and/or  
 13 skills in the designated subject. Therefore, academic credit/points may not be awarded or deducted for  
 14 any purpose that is not directly related to the student's academic performance. For example, academic  
 15 credit/points may not be awarded as an incentive to participate or achieve a certain goal in a school fund-  
 16 raising event.

17 In the event of an excused absence, students are expected to make up missed work within a reasonable  
 18 amount of time as determined by the school policy, with a minimum of one day allowed for each day  
 19 absent.

## 1 **KINDERGARTEN**

2 The kindergarten report card shows progress toward the state standards. The grade level standards are  
3 set by the state and indicate what a student should know and be able to do. Students are evaluated  
4 based on their progress toward meeting benchmarks for each standard. This is indicated by mastery  
5 (M) or non-mastery (X) for each skill.

6 Social Expectations and Art, Music, and PE will be represented with “S” for satisfactory and “N” for  
7 needs improvement.

8 Report Cards are issued at the end of each nine-week period. Parents must be notified within a report  
9 card period when a student is not doing acceptable work.

## 10 **GRADES 1-5**

11  
12 Student conduct is graded as “E”, “S”, “N” and is to be reported at each grading period on the report  
13 card.

14  
15 The basic grading system for knowledge/subject area is expressed by the letters “A”, “B”, “C”, “D”, and  
16 “F” according to the numerical values listed under the Grading Scale.

### 17 **Grades 1-2**

- 18
- 19 • During the first 9-weeks a minimum of six (6) grades should be given for Language Arts  
20 and Math.
- 21 • During the second through fourth 9-weeks a minimum of nine (9) grades should be given  
22 in Language Arts and Math.

23  
24 First (1<sup>st</sup>) and second (2<sup>nd</sup>) grade science and social studies will be expressed by the letter  
25 grades “S” or “N”.

### 26 **Grades 3-5**

- 27
- 28 • During the first 9-weeks a minimum of six (6) grades should be given for Language Arts,  
29 Math, Science, and Social Studies.
- 30 • During the second through fourth 9-weeks a minimum of six (6) grades should be given  
31 in Science and Social Studies, while a minimum of nine (9) grades should be given in  
32 Language Arts and Math.

### 33 **Grading Scale**

34	A.....	90-100
35	B.....	80-89
36	C.....	70-79
37	D.....	60-69
38	F.....	Below 60
39		

1 Plus and minus evaluations are not to be added to letter grades.  
2 The numerical values listed are for teacher use only.

### 3 **Semester Grades**

4 Semester grades for grades 1-5 are determined by an average of grades for each of the two nine-week  
5 terms.

### 6 **Final Grades**

7 Final grades are determined by averaging the two semester grades.

### 8 **State Standardized Assessments**

9 For students in grades 3-5, scores on the state standardized assessments shall not count in the students'  
10 final grade. (TCA 49-1-617)

11 Report cards are issued at the end of each nine-week period. Parents must be notified within a report  
12 card period when a student is not doing acceptable work.

### 13 **GRADES 6-8**

14 Collierville Schools Board of Education policy in accordance with the Tennessee Uniform Grading  
15 System establishes the grading system for grades 6-8.

16 Report cards are issued at the end of each nine-week period. Parents must be notified within a report  
17 card period when a student is not doing acceptable work.

18 In all schools, students' conduct is graded as "E", "S", "N" and is to be reported at each grading period  
19 on the report card.

20 Grades will be reported on report cards and transcript records using numerical values as indicated below:

#### 21 Grading Scale

22	A.....	90-100
23	B.....	80-89
24	C.....	70-79
25	D.....	60-69
26	F.....	Below 60

27 Grades given at the end of each nine-week period will be determined by the average of daily work, oral  
28 and written assignments, and other meaningful assessments that allow students to demonstrate mastery  
29 of skills and concepts. A minimum of **twelve** grades for the nine-week period should be recorded for  
30 each subject. Teachers of career, pilot, and other competency-based courses may appeal to the principal  
31 on an annual basis for a waiver of this requirement. Fifty percent of the student's grade in the course  
32 should be earned and recorded by the interim of the nine-week term. This gives the teachers the basis  
33 for the grades at the end of the grading period.

1 Grades for homework assignments should be given with care. Homework assignments are of value in  
2 affording students needed practice, and such assignments should be made within practicable limits.

### 3 **State Standardized Assessments**

4 For students in grades 6-8, scores on the state standardized assessments shall comprise 15 percent (in the  
5 subject areas of mathematics, reading/language arts, science, and social studies) of the students' final  
6 grade ~~for the spring semester~~. If Collierville Schools does not receive its students' state mandated test  
7 scores at least five (5) instructional days before the end of the school year, the state mandated test scores  
8 will not be included in the Collierville Schools students' grades in the subject areas of mathematics,  
9 language arts, science, and social studies. (TCA 49-1-617).

### 10 **High School Level Course in Middle School**

11 Beginning with courses taken in the 2018-19 school year, students who successfully complete a high  
12 school course in the middle school will earn a high school credit. Semester grades earned in high school  
13 courses will be recorded on the high school transcript, but these grades will *not* factor into the student's  
14 GPA or class rank at the high school level.

15 For courses which have no Tennessee State mandated EOC exam required during a given semester,  
16 semester grades are determined by counting each of the two quarter grades as 50%.

17 For courses which have a Tennessee State mandated EOC exam required during second semester, the  
18 semester grades are determined as follows:

- 19 • First semester grades are determined by counting each of the two quarter grades as 50%,
- 20 • Second semester grades are determined by counting each of the two quarter grades as 50%.
- 21 • The weight of the EOC examination on the student's final yearly average shall be fifteen
- 22 percent (15%), with each semester average weighted at 42.5%.
- 23 • If Collierville Schools does not receive its students' state mandated test scores at leave five
- 24 (5) instructional days before the end of the school year, the state mandated test scores will
- 25 not be included in the Collierville Schools students' grades in the subject areas of
- 26 mathematics, language arts, science and social studies.

27 Students who meet only the minimum requirements should be given minimum passing grades.

28 Credits will be awarded in a .5 increment upon successful completion of a semester.

29 Additionally, a student will receive one full credit in the course if he/she receives a passing yearly  
30 grade in the course.

### 31 **GRADES 9-12<sup>1</sup>**

32 Collierville Schools Board of Education policy in accordance with the Tennessee Uniform Grading  
33 System establishes the grading system for grades 9-12.

34 Report cards are issued at the end of each nine-week period. Parents must be notified within a report  
35 card period when a student is not doing acceptable work.

36 Grades will be reported on report cards and transcript records using numerical values as indicated  
37 below.

### Grading Scale

1	
2	
3	A..... 90-100
4	B..... 80-89
5	C..... 70-79
6	D..... 60-69
7	F..... Below 60

8 Grades given at the end of each nine-week period will be determined by the average of daily work, oral  
9 and written assignments, and other meaningful assessments that allow students to demonstrate mastery  
10 of skills and concepts. A minimum of twelve grades for the nine-week period should be recorded for  
11 recorded for each subject. Teachers of career, pilot, and other competency-based courses may appeal to  
12 the principal on an annual basis for a waiver of this requirement. Fifty percent of the student's grade in  
13 the course should be earned and recorded by the interim of the nine-week term. This gives the teachers  
14 the basis for the grades at the end of the grading period.

15 Students who meet only the minimum requirements should be given minimum passing grades.

16  
17 Credits will be awarded in a 1.0 increment upon successful completion of a semester on a semester  
18 block schedule and will be awarded in a 0.5 increment upon successful completion of a semester on  
19 a year-long schedule. Half credit courses (0.5) will be awarded upon successful completion of the 9  
20 weeks quarter on a semester block schedule and on upon successful completion of a semester on a  
21 year-long schedule.

22 Additionally, a student will receive credit for a course if they receive a passing final grade in the course.

#### SEMESTER BLOCK SCHEDULE FINAL GRADES:

25 Final grades are comprised of two quarterly grades, each worth forty-two and a half percent (42.5%) and  
26 a final exam worth fifteen percent (15%). For courses which include a state EOC exam, each quarter  
27 grade is forty-two point five (42.5%) of the final grade, and the EOC exam accounts for fifteen percent  
28 (15%).

#### YEAR LONG SCHEDULE FINAL GRADES:

31 Semester grades are comprised of two quarterly grades, each worth forty-two and a half percent (42.5%)  
32 and a semester exam worth fifteen percent (15%). For courses which have no state mandated end of  
33 course (EOC) exam, each semester grade is fifty percent (50%) of the final grade. For courses which  
34 include a state EOC exam, each semester grade is forty-two point five (42.5%) of the final grade, and  
35 the EOC exam accounts for fifteen percent (15%).

36 If Collierville Schools does not receive its students' state mandated test scores at leave five (5)  
37 instructional days before the end of the final term, the state mandated test scores will not be included in  
38 the Collierville Schools students' grades in the subject areas of mathematics, language arts, science, and  
39 social studies.

40  
41 For Dual Enrollment and Advanced Placement courses, the final grades are determined as follows:

- 42 • Advanced Placement: The grades will be determined by counting 50% for each term.

- Dual Enrollment: The dual enrollment courses will follow the university’s grading system for that specific course.
- Students are required to sit for their AP, Dual Enrollment, IB, SWDC and CLEP final tests. If a student does not sit for their final test, the additional points added to each term will be removed from the student’s grade and final grade will be re-calculated to reflect that change.

#### Calculation for High School Course GPA Weighting:

Grade	Percentage Range	Standard	Honors / National Industry Certification	Statewide Dual Credit	Dual Enrollment and Advanced Placement
A	90-100	4.0	4.5	4.75	5.0
B	80 - 89	3.0	3.5	3.75	4.0
C	70 - 79	2.0	2.5	2.75	3.0
D	60 – 69	1.0	1.5	1.75	2.0
F	Below 60	0.0	0.0	0.0	0.0

Collierville Schools Grading System – <i>Additional Points for Advanced Coursework</i>					
Grade	Percentage Range		Honors Courses	Local and Statewide Dual Credit Courses, Capstone Industry Certification-Aligned Courses, and Dual Enrollment Courses	Advanced Placement, Cambridge International, College Level Exam Program (CLEP), and International Baccalaureate Courses
<b>A</b>	<b>90</b>	<b>100</b>	Shall include the addition of 3 <b>percentage points</b> to the quarter grades and exam used to calculate the final average.	Shall include the addition of 4 <b>percentage points</b> to the quarter grades and exam used to calculate the final average.	Shall include the addition of 5 <b>percentage points</b> to the quarter grades and exams used to calculate the final average.
<b>B</b>	<b>80</b>	<b>89</b>			
<b>C</b>	<b>70</b>	<b>79</b>			
<b>D</b>	<b>60</b>	<b>69</b>			
<b>F</b>	<b>0</b>	<b>59</b>			

#### GRADES NINE - TWELVE GRADING SCALE AND LOTTERY SCHOLARSHIPS<sup>3</sup>

Local education agencies may allow students to participate in credit recovery programs as outlined in the State Board of Education’s High School Policy 2.103. Students passing credit recovery courses shall receive a grade of sixty percent (60%). The original failing grade shall not be considered in the HOPE Scholarship Eligibility Grade Point Average calculation. A student may repeat any course in which an “F” is made if the schedule of the student allows it. The subsequent grade, if higher than an “F” will be placed on the student’s transcript and the “F” will be removed. The course taken over must be the same course code number as the course which was failed, and the course must be retaken in a Collierville School. Collierville Schools will not remove an “F” from a transcript unless the course is repeated in a Collierville School.

- 1 The GPA used to determine eligibility for the HOPE Scholarship and other Tennessee Student Assistance  
 2 Corporation funds shall be reported on the student’s transcript as the “Hope Scholarship GPA.” The  
 3 grade scale used to calculate the “Hope Scholarship GPA” and is the TN State Uniform Grading System  
 4 and will be calculated as follows in accordance with the State Board of Education’s Uniform Grading  
 5 Policy 3.301:

<b>TN State Uniform Grading System – Additional Points for Advanced Coursework</b>					
<b>Grade</b>	<b>Percentage Range</b>		<b>Honors Courses</b>	<b>Local and Statewide Dual Credit Courses, Capstone Industry Certification-Aligned Courses, and Dual Enrollment Courses</b>	<b>Advanced Placement, Cambridge International, College Level Exam Program (CLEP), and International Baccalaureate</b>
<b>A</b>	<b>90</b>	<b>100</b>	Shall include the addition of 3 <b>percentage points</b> to the quarter grades and exam used to calculate the final average.	Shall include the addition of 4 <b>percentage points</b> to the quarter grades and exam used to calculate the final average.	Shall include the addition of 5 <b>percentage points</b> to the quarter grades and exam used to calculate the final average.
<b>B</b>	<b>80</b>	<b>89</b>			
<b>C</b>	<b>70</b>	<b>79</b>			
<b>D</b>	<b>60</b>	<b>69</b>			
<b>F</b>	<b>0</b>	<b>59</b>			

---

 Legal References

1. TRR/MS 0520-01-03-.02, State Board of Education Policy 3.301
2. TCA 49-2-203(b)(7); TCA 49-2-301(b)(1)(H)
3. TCA 49-4-904, 907

---

 Cross References

Alternative Credit Options 4.209  
 Credit Recovery 4.210  
 Reporting Student Progress 4.601  
 Honor Roll, Awards, & Class Ranking 4.602  
 Promotion and Retention 4.603  
 Transcript Alterations 4.608

# Collierville Schools Board of Education

Monitoring: <b>Review: Annually, in July</b>	Descriptor Term:  <h2 style="margin: 0;">Attendance</h2>	Descriptor Code: <b>6.200</b>	Issued Date: <b>REVISED</b>
		Rescinds: <b>6.200</b>	Issued: 08/24/21 11/09/19 08/22/18 06/28/18 09/08/15 02/10/15 07/07/14

1 Attendance is a key factor in student achievement and therefore, students are expected to be present each  
 2 day school is in session. The Director of Schools/designee shall develop appropriate administrative  
 3 procedures to implement this policy.

4 The attendance supervisor shall oversee the entire attendance program which shall include:<sup>1</sup>

- 5 1. All accounting and reporting procedures and their dissemination;
- 6
- 7 2. Alternative program options for students who severely fail to meet minimum attendance
- 8 requirements;
- 9
- 10 3. Ensuring that all school age children attend school;
- 11
- 12 4. Providing documentation of enrollment status upon request for students applying for new or
- 13 reinstatement of driver's permit or license; and
- 14
- 15 5. Notifying the Department of Safety whenever a student with a driver's permit or license
- 16 withdraws from school.<sup>2</sup>

17 Student attendance records shall be given the same level of confidentiality as other student records. Only  
 18 authorized school officials with legitimate educational purposes may have access to student information  
 19 without the consent of the student or parent/guardian.<sup>3</sup>

20 Absences shall be classified as either excused or unexcused as determined by the principal or his/her  
 21 designee. Excused absences shall include:<sup>4</sup>

- 22 1. Personal illness/injury;
- 23
- 24 2. Illness of immediate family member;
- 25
- 26 3. Death in the family;
- 27

- 1 4. Extreme weather conditions;
- 2
- 3 5. Religious observances;<sup>5</sup>
- 4
- 5 6. Pregnancy;
- 6
- 7 7. School endorsed activities
- 8
- 9 8. Summons, subpoena, or court order; or
- 10
- 11 9. Circumstances which in the judgment of the principal create emergencies over which the
- 12 student has no control.
- 13

14 The principal shall be responsible for ensuring that:<sup>6</sup>

- 15
- 16 1. Attendance is checked and reported daily for each class;
- 17
- 18 2. Daily absentee sheets contain sign in/sign out sheets and indicate students present or absent for
- 19 the majority of the day;
- 20
- 21 3. All student absences are verified;
- 22
- 23 4. Written excuses are submitted for absences and tardiness;
- 24
- 25 5. System-wide procedures for accounting and reporting are followed.
- 26

## 27 **TRUANCY**

### 28 *General*

29 Annually, the Director of Schools/designee will provide written notice to parent(s)/guardian(s) that  
30 attendance at school is required. Students shall be present at least fifty percent (50%) of the scheduled  
31 school day in order to be counted present. Students may attend part-time days, alternating days, or for a  
32 specific amount of time as indicated in their Individualized Education Plan or 504 Plan and shall be  
33 considered present for school attendance purposes.<sup>6</sup> If a student is required to participate in a remedial  
34 instruction program outside of the regular school day where there is no cost to the parent(s)/guardian(s)  
35 and the school system provides transportation, unexcused absences from these programs shall be  
36 reported in the same manner.<sup>7</sup>

37 A student who is absent five (5) days without adequate excuse shall be reported to the Director of  
38 Schools/designee who will, in turn, provide written notice to the parent(s)/guardian(s) of the student's  
39 absence. If a parent does not provide documentation within adequate time excusing those absences, or  
40 request an attendance hearing, then the Director of Schools shall implement the progressive truancy  
41 intervention plan described below prior to referral to juvenile court.

1 *Progressive Truancy Intervention Plan*<sup>8</sup>

2 Prior to referral to juvenile court, the following progressive truancy intervention plan will be  
3 implemented.

4 **Tier I**

5 Tier I of the progressive truancy plan shall apply to all students within the district and include schoolwide  
6 prevention-oriented supports to assist with satisfactory attendance. These supports shall include, but are  
7 not limited to, providing parents and students information and guidance on the value of student  
8 attendance; providing student with various incentives for good attendance; providing parents with  
9 regular notification of their student's attendance.

10 **Tier II**

11 Tier II of the progressive truancy plan shall be implemented after the student accumulates five (5)  
12 unexcused absences, but before referral to juvenile court, and includes the following:

- 13 1. A conference with the student and the student's parent(s)/guardian(s);  
14  
15 2. An attendance contract, based on the conference, signed by the student, the parent(s)/guardian(s),  
16 and the Attendance Supervisor/designee. The contract shall include:  
17  
18 a. A specific description of the school's attendance expectations for the student;  
19 b. The period for which the contract is effective; and  
20 c. Penalties for additional absences and alleged school offenses, including additional  
21 disciplinary action and potential referral to juvenile court.  
22  
23 3. Regularly scheduled follow-up meetings to discuss the student's progress; and  
24  
25 4. A school/district employee shall conduct an individualized assessment detailing the reasons a  
26 student has been absent from school. The employee may refer the student to counseling,  
27 community-based services, or other services to address the student's attendance problems.

28 **Tier III**

29 Tier III shall be implemented if the truancy interventions under Tier II are unsuccessful. Tier III may  
30 consist of the following interventions: school-based community services; participation in a school-based  
31 restorative justice program; Saturday or after-school courses designed to improve attendance and  
32 behavior; A district level attendance review conference with the student and/or the student's  
33 parent(s)/guardian(s). The interventions shall address students' needs in an age-appropriate manner.  
34 Finalized plans shall be approved by the Director of Schools/designee.

35

36

37

**1 CREDIT/PROMOTION DENIAL**

2 Credit/promotion denial determinations may include student attendance, however, student attendance  
3 may not be the sole criterion.<sup>11</sup> However, if attendance is a factor, prior to credit/promotion denial, the  
4 following shall occur:

- 5 1. Parents and students shall be advised if a student is in danger of credit/promotion denial due to  
6 excessive absenteeism.
- 7 2. Procedures in due process are available to the student when credit or promotion is denied.

**8 NON-SCHOOL SPONSORED EXTRACURRICULAR ACTIVITY<sup>9</sup>**

9 A principal/designee may excuse a student to participate in non-school sponsored extracurricular  
10 activities. The principal shall document the approval in writing and shall excuse no more than ten (10)  
11 absences each school year. No later than seven (7) business days prior to the student's absence, the  
12 student shall provide documentation to the school as proof of the student's participation along with a  
13 written request for the excused absence from the student's parent/guardian. The request shall include the  
14 following:

- 15 1. Student's name and personal identification number;
- 16 2. Student's grade;
- 17 3. The dates of the student's absence;
- 18 4. The reason for the student's absence; and
- 19 5. The signatures of the student and parent/guardian.

**20 RELEASED TIME COURSE<sup>10</sup>**

21 A principal/designee may excuse a student to attend a course in religious moral instruction for up to one  
22 (1) class period per school day. Students shall not be excused during any class which requires an  
23 examination for state or federal accountability purposes.

24 The student shall submit a written consent form signed by the student's parent/guardian prior to  
25 participation in the released time course. The principal/designee shall document the approval in writing.  
26 The student shall provide documentation to the principal/designee as proof of the student's participation  
27 in the released time course.

28 The district shall not be responsible for transporting students to and from the place of instruction.

29 Upon submission of the student's transcript from the entity that provided the released time course, the  
30 student may be awarded one-half (1/2) unit of elective credit.

31 The Director of Schools shall develop procedures with secular criteria for determining whether credit  
32 shall be awarded.

33

34

---

## 1 STATE-MANDATED ASSESSMENT

2 Students who are absent the day of the scheduled EOC exams shall present a signed doctor's excuse or  
3 have been given an excused release by the principal prior to testing to receive an excused absence.  
4 Students who have excused absences will be allowed to take a make-up exam. Excused students will  
5 receive an incomplete in the course until they have taken the EOC exam.

6 Students who have an unexcused absence shall receive a failing grade on the EOC exam which shall be  
7 averaged into their final grade.

## 8 DRIVER'S LICENSE REVOCATION<sup>2</sup>

9 More than ten (10) consecutive or fifteen (15) reported unexcused absences by a student during any  
10 semester renders a student ineligible to retain a driver's permit or license, or to obtain such if of age.

11 ~~In order to qualify for reclaiming a driver's permit or license, the student must make a passing grade in~~  
12 ~~at least three (3) full unit subjects or their equivalency at the conclusion of a subsequent grading period.~~

## 13 ATTENDANCE HEARING<sup>12</sup>

14 Students with excessive (more than 5) unexcused absences or those in danger of credit/promotion denial  
15 shall have the opportunity to appeal to an attendance hearing committee appointed by the principal. If  
16 the student chooses to appeal, the student or their parent/guardian shall be provided written or actual  
17 notice of the appeal hearing and shall be given the opportunity to address the committee. The committee  
18 will conduct a hearing to determine if any extenuating circumstances exist or to determine if the student  
19 has met attendance requirements that will allow his/her to pass the course or be promoted. Upon  
20 notification of the attendance committee decision, the principal shall send written notification to the  
21 Director of Schools/designee and the parent(s)/guardian(s) of the student of any action taken regarding  
22 the excessive unexcused absences. The notification shall advise parents/guardian(s) of their right to  
23 appeal such action within two (2) school days to the Director of Schools/designee.

24 The appeal shall be heard no later than ten (10) school days after the request for appeal is received.

25 Within five (5) school days of the Director of Schools/designee rendering a decision, the student's  
26 parent(s)/guardian(s) may request a hearing by the Board, and the Board shall review the record.  
27 Following the review, the Board may affirm or overturn the decision of the Director of Schools/designee.  
28 The action of the Board shall be final.

29 The Director of Schools/designee shall ensure that this policy is posted in each school building and  
30 disseminated to all students, parents, teachers and administrative staff.

---

**Legal References**

1. TRR/MS 0520-01-03-.08(1)(a); TCA 49-6-3006
2. TCA 49-6-3017(c)
3. 20 USCA § 1232g
4. TRR/MS 0520-01-02-.17(1)(c)
5. TCA 49-6-2904(b)(5)
6. TCA 49-6-3007
7. TCA 49-6-3021
8. TCA 49-6-3007; TCA 49-6-3009
9. TCA 49-6-3022
10. TCA 49-2-130; Public Acts of 2019, Chapter No. 272
11. TCA 49-2-203(b)(7); TCA 49-6-3002(b)
12. TRR/MS 0520-01-02-.17

---

**Cross References**

Extracurricular Activities 4.300  
Interscholastic Athletics 4.301  
Field Trips/Excursions/Competitions 4.302  
Reporting Student Progress 4.601  
Promotion and Retention 4.603  
Recognition of Religious Beliefs, Customs, & Holidays 4.803  
Voluntary Pre-K Attendance 6.2011  
Students in Foster Care 6.505  
Students from Military Families 6.506  
Student Records 6.600

# Collierville Schools Board of Education

Monitoring: <b>Review: Annually, in July</b>	Descriptor Term:  <h2 style="text-align: center;">Code of Conduct</h2>	Descriptor Code: <b>6.313</b>	Issued Date: <b>REVISED</b>
		Rescinds: <b>6.313</b>	Issued: <b>08/24/21</b> <b>09/24/19</b> <b>04/12/16</b> <b>05/13/14</b>

1 The Board delegates to the Director of Schools the responsibility of developing specific codes of conduct  
 2 which are appropriate for each level of school.<sup>1</sup> Codes of conduct for students in pre-kindergarten or  
 3 kindergarten shall utilize alternative disciplinary practices such as restorative practices, RTI<sup>2</sup>B, multi-  
 4 tiered system of supports, behavior intervention plans. Exclusionary discipline shall only be used as a  
 5 measure of last resort.<sup>2</sup> The development of each code shall involve principals and staff members of each  
 6 level and shall be consistent with the relevant policies as adopted by the Board.<sup>3</sup>

7 The following levels of misbehavior and disciplinary procedures and options are standards designed to  
 8 protect all members of the educational community in the exercise of their rights and duties and to  
 9 maintain a safe learning environment where orderly learning is possible and encouraged.<sup>4</sup> These  
 10 misbehaviors apply to student conduct on school buses, on school property, and while students are on  
 11 school-sponsored outings. Staff members shall ensure that disciplinary measures are implemented in a  
 12 manner that:<sup>5</sup>

- 13 1. Balances accountability with an understanding of traumatic behavior;
- 14 2. Teaches school and classroom rules while reinforcing that violent or abusive behavior is not  
15 allowed at school;
- 16 3. Minimizes disruptions to education with an emphasis on positive behavioral supports and  
17 behavioral intervention plans;
- 18 4. Creates consistent rules and consequences; and
- 19 5. Models respectful, non-violent relationships.

20 In order to ensure that these goals are accomplished, the school district shall utilize the following trauma-  
 21 informed discipline practices: restorative practices, RTI<sup>2</sup>B, multi-tiered system of supports, behavior  
 22 intervention plans.

## 23 MISBEHAVIORS: LEVEL I

24 This level includes minor misbehavior on the part of the student which impedes orderly classroom  
 25 guidelines or interferes with the orderly operation of the school, but which can usually be handled by  
 26 an individual staff member.

27 *Examples (not an exclusive listing)*

- 28 • Classroom disturbances
- 29 • Classroom tardiness

- 1 • Cheating and lying
- 2 • Abusive language
- 3 • Failure to do assignments or carry out directions
- 4 • Wearing, while on the grounds of a public school during the regular school day,
- 5 clothing that exposes underwear or body parts in an indecent manner that disrupts the
- 6 learning environment<sup>6</sup>

7 *Disciplinary Procedures (not an exclusive listing)*

- 8 • The staff member intervenes immediately.
- 9 • The staff member determines what offense was committed and its severity.
- 10 • The staff member determines who committed the offense and if he/she understands the
- 11 nature of the offense.
- 12 • The staff member employs appropriate disciplinary options.
- 13 • The record of the offense and disciplinary action shall be maintained by the staff
- 14 member.
- 15 • Referral to school administration

16 *Disciplinary Options (not an exclusive listing)*

- 17 • Verbal reprimand
- 18 • Special assignment
- 19 • Restricting activities
- 20 • Counseling
- 21 • Withdrawal of privileges
- 22 • Strict supervised study
- 23 • Detention
- 24 • In-school suspension
- 25 • The parent(s)/guardian(s) are notified.
- 26 • Conference with parent(s)/guardian(s) and student.
- 27 • Refer the concern to the child's IEP team if appropriate.
- 28 • Restorative practices, RTI<sup>2</sup>B, multi-tiered system of support, behavior intervention
- 29 plans

30 **MISBEHAVIORS: LEVEL II**

31 This level includes misbehavior whose frequency or seriousness tends to disrupt the learning climate of  
 32 the school. These misbehaviors do not represent a direct threat to the health and safety of others but  
 33 have educational consequences serious enough to require corrective action on the part of  
 34 administrative personnel.

35 *Examples (not an exclusive listing)*

- 36 • Continuation of unmodified Level I misbehaviors
- 37 • Using forged notes or excuses
- 38 • Disruptive classroom behavior

1 *Disciplinary Procedures (not an exclusive listing)*

- 2       • The student is referred to the principal/designee for appropriate disciplinary action.
- 3       • The principal/designee meets with the student and the staff member.
- 4       • The principal/designee hears the accusation made by the staff member and allows the
- 5       student the opportunity to explain his/her conduct.
- 6       • The principal/designee takes appropriate disciplinary action and notifies the staff
- 7       member of the action.
- 8       • The record of offense and disciplinary action shall be maintained by the
- 9       principal/designee.

10 *Disciplinary Options (not an exclusive listing)*

- 11       • Teacher/schedule change
- 12       • Counseling
- 13       • Referral to outside agency
- 14       • In-school suspension
- 15       • Transfer
- 16       • Detention
- 17       • Suspension from school-sponsored activities or from riding school bus
- 18       • Out-of-school suspension
- 19       • The parent(s)/guardian(s) are notified.
- 20       • Administrative conference with parent(s)/guardian(s) and student.
- 21       • Refer the concern to the child's IEP team if appropriate.
- 22       • Restorative practices, RTI<sup>2</sup>B, multi-tiered system of support, behavior intervention
- 23       plans

24 **MISBEHAVIORS: LEVEL III**

25 This level includes acts directly against persons or property but whose consequences do not seriously

26 endanger the health or safety of others in the school.

27 *Examples (not an exclusive listing)*

- 28       • Continuation of unmodified Level I and II misbehaviors
- 29       • Fighting
- 30       • Vandalism (minor)
- 31       • Use, possession, sale, distribution, and/or being under the influence of tobacco or
- 32       alcohol
- 33       • Use, possession, sale, or distribution of drug paraphernalia
- 34       • Stealing
- 35       • Verbal, written, or electronic threats to others
- 36       • Victimization of any student (harassment (sexual, racial, ethnic, religious), bullying,
- 37       cyber-bullying, and/or hazing)
- 38

1 *Disciplinary Procedures (not an exclusive listing)*

- 2 • The student is referred to the principal/designee for appropriate disciplinary action.  
 3 • The principal/designee meets with the student and the staff member.  
 4 • The principal/designee hears the accusation and allows the student the opportunity to  
 5 explain his/her conduct.  
 6 • The principal/designee takes appropriate disciplinary action.  
 7 • The record of offense and disciplinary action shall be maintained by the  
 8 principal/designee.

9 *Disciplinary Options (not an exclusive listing)*

- 10 • In-school suspension  
 11 • Detention  
 12 • Counseling  
 13 • Restitution from loss, damage, or stolen property  
 14 • Out-of-school suspension  
 15 • Transfer  
 16 • The parent(s)/guardian(s) are notified.  
 17 • Administrative conference with parent(s)/guardian(s) and student.  
 18 • Refer the concern to the child's IEP team if appropriate.  
 19 • Restorative practices, RTI<sup>2</sup>B, multi-tiered system of support, behavior intervention  
 20 plans

21 **MISBEHAVIORS: LEVEL IV**

22 This level of misbehavior includes acts which result in violence to another's person or property, or  
 23 which pose a threat to the safety of others in the school. These acts are so serious that they usually  
 24 require administrative actions which result in the immediate removal of the student from the school,  
 25 the intervention of law enforcement authorities, and/or action by the Board.

26 If a student's action poses a threat to the safety of others in the school, a teacher, principal, school  
 27 employee, or school bus driver may use reasonable force when necessary to prevent bodily harm or  
 28 death to another person.<sup>7</sup>

29 *Examples (not an exclusive listing)*

- 30 • Continuation of unmodified Level I, II, and III misbehaviors  
 31 • Death threat  
 32 • Extortion  
 33 • Bomb threat  
 34 • Possession, use, and/or transfer of dangerous weapons  
 35 • Assault that results in bodily injury upon any teacher, principal, administrator, any other  
 36 employee of the school, or a school resource officer\*  
 37 • Aggravated assault\*  
 38 • Vandalism

- 1 • Theft, possession, and/or sale of stolen property
- 2 • Arson
- 3 • Possession of unauthorized substances (e.g., any controlled substance, controlled
- 4 substance analogue, or legend drug) \*
- 5 • Use, possession, sale, distribution, and/or being under the influence of any edible, vape,
- 6 or other product containing THC or THC like substance, including products containing
- 7 Delta 8.
- 8 • Use or transfer of unauthorized substances
- 9 • Victimization of any student (harassment (sexual, racial, ethnic, religious), bullying,
- 10 cyber-bullying, and/or hazing)
- 11 • Electronic threat to cause bodily injury or death to another student or school employee

12 *Disciplinary Procedures (not an exclusive listing)*

- 13 • The principal/designee confers with appropriate staff members and with the student.
- 14 • The principal/designee hears the accusations and allows the student the opportunity to
- 15 explain his/her conduct.
- 16 • The parent(s)/guardian(s) are notified.
- 17 • Law enforcement officials are contacted.
- 18 • Counseling
- 19 • Refer the concern to the child's IEP team if appropriate.
- 20 • The incident is reported, and recommendations are made to the principal.

21 *Disciplinary Options (not an exclusive listing)*

- 22 • Out of school suspension
- 23 • Restorative practices, RTI<sup>2</sup>B, multi-tiered system of support, behavior intervention
- 24 plans

25 \* Designates zero tolerance offenses.

26 **ADDITIONAL GUIDELINES**

- 27 1. A student shall not be suspended solely because charges are pending against
- 28 him/her in juvenile or other court.
- 29 2. A principal shall not impose successive short-term suspensions that cumulatively
- 30 exceed ten (10) days for the same offense.
- 31 3. A teacher or other school official shall not reduce or authorize the reduction of a
- 32 student's grade because of discipline problems except in department or
- 33 citizenship.

---

Legal References

1. TCA 49-6-4005
2. TCA 49-6-3024
3. Public Acts of 2021, Chapter No. 77
4. TCA 49-6-4002
5. TCA 49-6-4109
6. TCA 49-6-4009
7. TCA 49-6-4008

---

Cross References

Traffic and Parking Controls 3.403  
Procedural Due Process 6.302  
Student Discrimination, Harassment, Bullying,  
Cyber-bullying, and Intimidation 6.304  
Title IX & Sexual Harassment 6.3041  
Interference/Disruption of School Activities 6.306  
Bus Safety and Conduct 6.308  
Zero Tolerance Offenses 6.309  
Dress Code 6.310  
Corporal Punishment 6.314  
Detention 6.315  
Suspension 6.316  
Safe Relocation of Students 6.4081

**Town of Collierville**  
**500 Poplar View Parkway**  
**Collierville, TN 38017**  
**Phone: (901) 457-2340**

**INITIAL CONTACT**  
**DATE: July 19, 2022**

PIN: 125568

FPN: STP-M-5437(11)

SPN: 79LPM-F2-552

COUNTY: Shelby

TRACT #: 7

TERMINI/PROJECT NAME: Shelby Dr. Road Improvements from Sycamore Road to SR 86 (US 72)

---

Owner: Collierville School District

On July 19, 2022, we, Collierville School District (CSD), the owner(s) of property depicted on the attached right of way plan sheet and designated as Tract # 7 were personally contacted by Tim Gwaltney & Dale Perryman with the Town of Collierville at the CSD Work Session. At that time, the purpose of the project identified above as well as details concerning the effects of the project on our property were discussed. The plan sheet referenced above and a brochure outlining the acquisition process of the TN Department of Transition were presented and explained.

In accordance with the above-mentioned meeting and based on the discussion of benefits and rights available to me as an affected owner of land required for the Shelby Drive Road Improvements Project (PIN 125568), I have made the following elections and/or determinations.

(Check One)

  X   Being fully apprised of my right to receive just compensation for the property in question, I have freely determined to waive the rights to have the property appraised and receive just compensation. I agree to donate said lands to the Town of Collierville and will execute a Deed of Transfer to accomplish said donation for the express consideration of advancing the construction of the above referenced project.

       Being fully apprised of my right to receive just compensation for the property in question, I request that an appraisal be prepared and that an offer of just compensation be provided for my consideration in granting the land required for the construction of the above referenced highway project. In accordance with this request I am aware of my right to accompany the appraiser during his inspection of my property and I hereby (check one):

Elect to accompany the appraiser during his inspection.

Decline such right.

---

The above election being given freely this 26<sup>th</sup> day of July of 2022

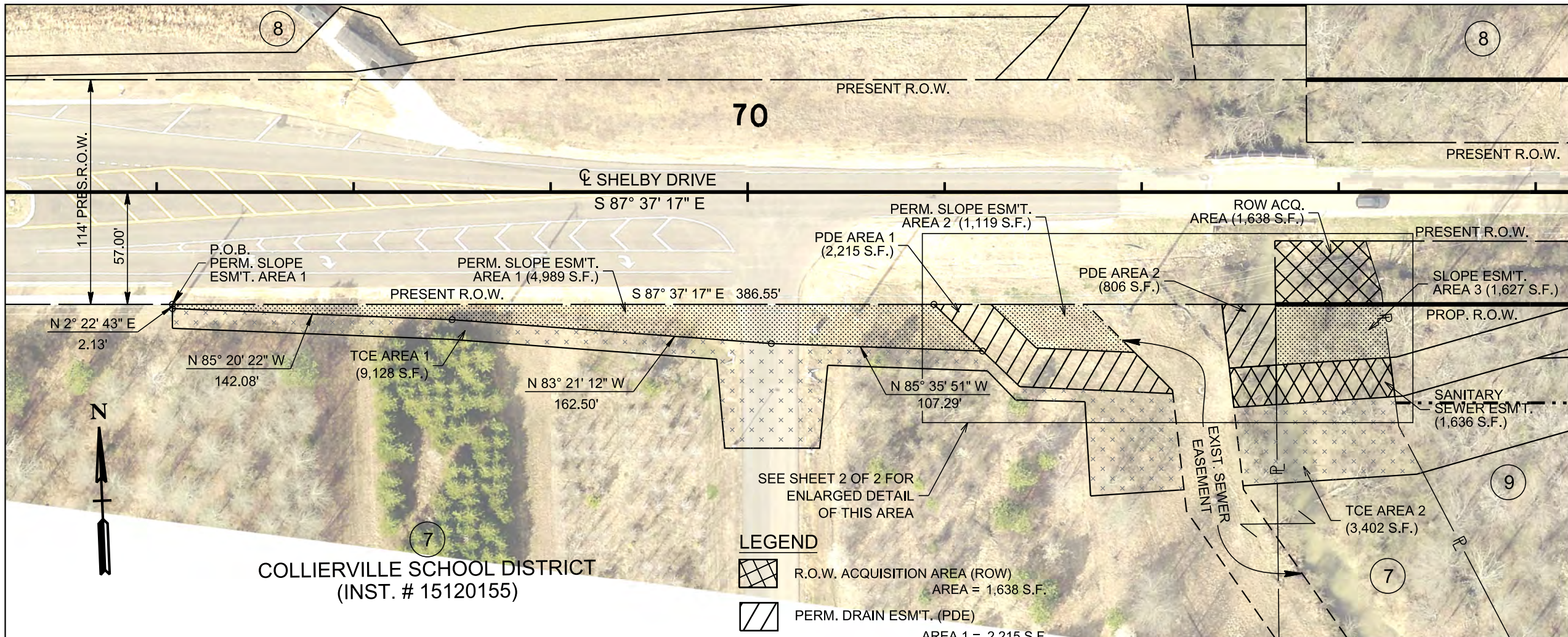
**Town of Collierville**

\_\_\_\_\_  
Dale Perryman, P.E.  
Town Engineer

\_\_\_\_\_  
OWNER






\_\_\_\_\_  
Wright Cox, Board Chairman (7.26.2022)

COMMENTS:



COLLIERVILLE SCHOOL DISTRICT  
(INST. # 15120155)

**LEGEND**

- 
 R.O.W. ACQUISITION AREA (ROW)  
 AREA = 1,638 S.F.
- 
 PERM. DRAIN ESM'T. (PDE)  
 AREA 1 = 2,215 S.F.  
 AREA 2 = 806 S.F.  
 TOTAL = 3,021 S.F.
- 
 SANITARY SEWER ESM'T  
 AREA = 1,636 S.F.
- 
 PERM. SLOPE ESM'T.  
 AREA 1 = 4,989 S.F.  
 AREA 2 = 1,119 S.F.  
 AREA 3 = 1,627 S.F.  
 TOTAL = 7,735 S.F.
- 
 TEMP. CONST. ESM'T. (TCE)  
 AREA 1 = 9,128 S.F.  
 AREA 2 = 3,402 S.F.  
 TOTAL = 12,530 S.F.

SHEET 1 OF 2

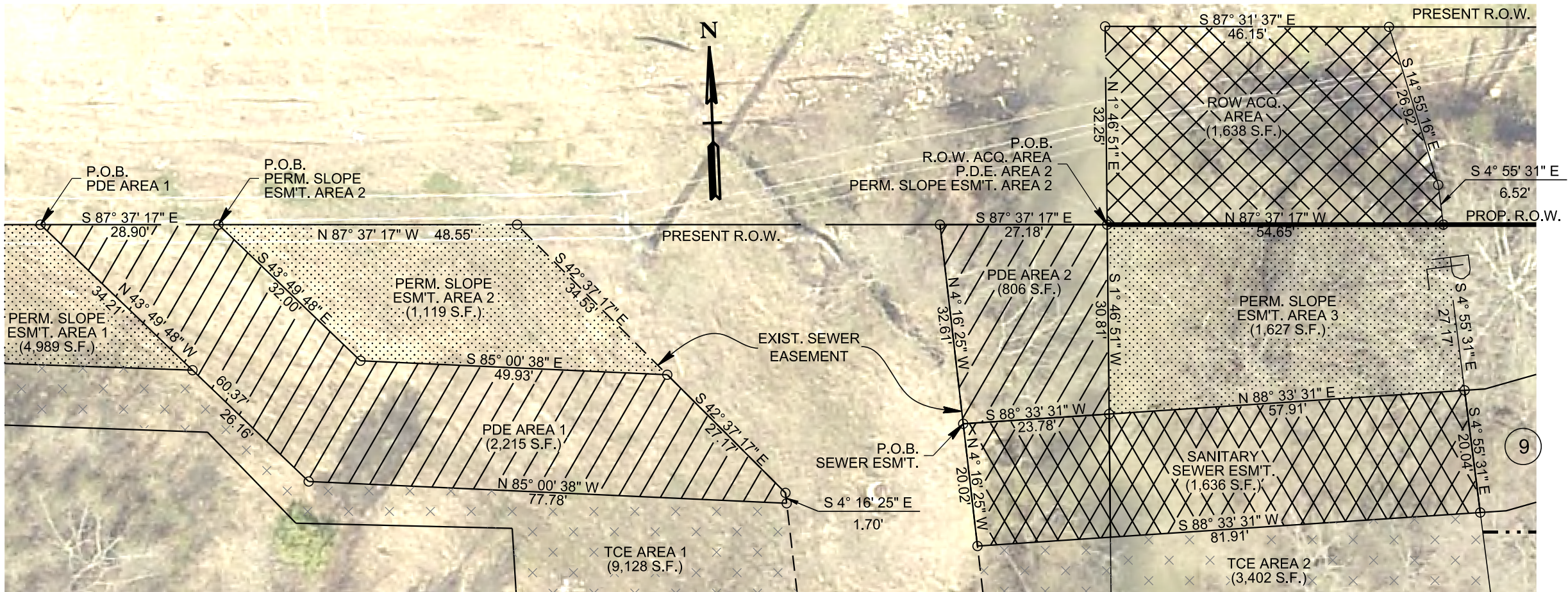
PARCEL 7

COLLIERVILLE SCHOOL DISTRICT  
 SHELBY DRIVE (PIN: 125568.00)  
 SYCAMORE ROAD TO SR-86 (US 72)






TOWN OF COLLIERVILLE  
 DIVISION OF ENGINEERING

SURVEY BY F&A DATE 02/24/2020 BOOK N.A.  
 DRAFTSMAN F&A DATE 10/01/2021 SCALE 1"=60'

APPROVED \_\_\_\_\_  
 TOWN ENGINEER



**LEGEND**

-  R.O.W. ACQUISITION AREA (ROW)
-  PERM. DRAIN ESM'T. (PDE)
-  SANITARY SEWER ESM'T
-  PERM. SLOPE ESM'T.
-  TEMP. CONST. ESM'T. (TCE)

7  
**COLLIERVILLE SCHOOL DISTRICT**  
 (INST. # 15120155)

SHEET 2 OF 2

PARCEL 7

**COLLIERVILLE SCHOOL DISTRICT**  
**SHELBY DRIVE (PIN: 125568.00)**  
**SYCAMORE ROAD TO SR-86 (US 72)**  
  
**TOWN OF COLLIERVILLE**  
**DIVISION OF ENGINEERING**

SURVEY BY F&A    DATE 02/24/2020    BOOK N.A.  
 DRAFTSMAN F&A    DATE 10/01/2021    SCALE 1"=20'

APPROVED \_\_\_\_\_  
TOWN ENGINEER



**COLLIERVILLE SCHOOLS  
HIGH SCHOOL FEES  
2022-2023**

Fees may only be charged for the items listed and may not exceed the approved amount.

**Basic Fees:** These fees are required from all students who participate.

Activity	Amount	Provides
AP Exam Fee (per course)	<del>\$ 95.00</del> \$ 97.00	
Device Fee	\$ 50.00 + \$ 25.00 for each additional sibling. Maximum \$100 per family.	Provides an annual, non-refundable Device Fee to help offset the cost of hardware, software, certain repairs, networks, infrastructure, security, filtering, tech support, certain digital resources and more.  <b>Please note: The device fee covers the device only. Damages to cases, charging cords, brick or loss of these items will be the responsibility of the parent/student to replace.</b>
Graduation Ceremony	\$ 125.00	Cap, gown, diploma, rental, security, etc.
Parking	\$ 35.00	Annual Parking Pass
PSAT Exam Fee	\$ 20.00	
Transcript Request	\$ 3.00	

**Course Fees:** These fees are requested from students enrolled in these specific courses.

Activity	Amount	Provides
Dual Enrollment Fees	Varies	Fee charged per dual enrollment class pending U of M guidelines (per semester)
Physical Education	\$ 30.00	PE uniform (options available)
<b>Related Arts</b>		
Art	\$ 100.00	Art Supplies (Pens, Paper, Watercolors, etc.) annual
Graphic Media	\$ 25.00	Paper, etc. (annual)
Varsity Band Fee (Concert, Jazz, Marching)	\$ 100.00	Band and Color Guard Uniforms, Flags & Props, Trailer Maintenance, Transportation, Music, Drill, Guest Instrumental Specialist, Part-Time Instructors, Competition Fees, Instrument Repair, Instrument Maintenance, Instrument Replacement
Varsity Band (School-Owned Instrument Rental)	\$ 75.00	Money will be used to maintain instruments due to expected wear and tear.
Indoor Color Guard, Indoor Marching Winds, Indoor Percussion	\$ 100.00	Performance fees; show design; music, costumes, and props.

Orchestra	\$ 100.00	Transportation, Music, Guest Instrumental Specialist, Part-time Instructors, Competition Fees, Instrument Repair, Instrument Maintenance, Instrument Replacement, Substitutes for Orchestra field trips
Orchestra (School-Owned Instrument Rental)	\$ 50.00 / \$ 75.00	Orchestra instrumental rental fees are \$50 for one school owned instrument /\$75 for two school owned instruments. Money will be used to maintain instruments due to expected wear and tear.
Chorus Fee	\$ 100.00	Printed Music, Rehearsal Folder, Choral Festival Fees, Bus Fee, All Southwest Audition Fee, Choir T-Shirt
Chorus Fee	\$ 65.00	One Time Dress/ Outfit Fee
<b>Foreign Languages</b>		
AP Foreign Languages	\$ 70.00	Class supplies, materials
Non-AP Foreign Languages	\$ 50.00	Class supplies, materials, and national exam
<b>Core Academic Department</b>		
Science (per course)	\$ 10.00	Supplies for class projects
Math (per course)	\$ 10.00	Supplies for class projects
AP Social Studies (per course)	\$ 35.00	Workbook, novels, and /or review guide
<b>CTE</b>		
Agriculture	\$ 30.00	Class supplies
Nutrition	\$ 10.00	Supplies for class and lab
Teaching as a Profession (I, II, Practicum)	\$ 5.00 each	Projects/class supplies
STEM	\$ 25.00	Projects/class supplies
CNA	\$ 50.00	Certification costs, supply replacements, consumables
Health Science	\$ 20.00	Lab supplies
Diagnostic Medicine	\$ 15.00	Lab supplies
Medical Therapeutics	\$ 20.00	Lab supplies
Dual Pharmacy I and II	\$ 15.00	Lab supplies
Automotive	\$ 35.00	Class supplies, lab fees

**Athletic and Activity Fees with School Support Organizations:** \$100 fee **required** from students who choose to participate in an optional activity. These are the basic needs for participation. Additional funds may be requested through fund-raising efforts and membership dues with the school support organization.

Activity	Amount	Provides
Athletics and Extracurricular Activities w/School Support Organization	\$ 100.00	Uniform, Equipment, Registration and Related Expenses

**Athletic and Activity Fees without School Support Organization:** These fees are **required** from students who choose to participate in an optional activity.

Activity	Amount	Provides
Bowling	\$ 150.00	Uniforms, lane rentals, event entry fees, end of year awards
Mountain Biking	\$ 350.00	Clothing, uniforms, coaching, travel, etc.
Non-competitive Cheer (New members)	\$ 680.00	Uniforms, coaching
Non-competitive Cheer (Returning)	\$ 40.00	*Returning members are responsible for replacement items

# AP Exam Fees

## Related Topics

June 15, 2023, is the postmark deadline for invoices and payments to be submitted to the AP Program. Late payments incur a \$225 late fee. Payment is **not** due to College Board at the time of ordering. Schools determine when and how to collect and track exam payment. Students' checks or money orders should be made payable to the school administering the exam, **not** to College Board. Visit [Managing Fee Collection \(/exam-administration-ordering-scores/ordering-fees/exam-fees/managing-fee-collection\)](https://apcentral.collegeboard.org/exam-administration-ordering-scores/ordering-fees/exam-fees/managing-fee-collection) for information about exam fee collection processes.

The cost per AP Exam increased by \$1 in 2022-23. The College Board fee reduction also increased by \$1 per exam for eligible students. Schools still retain a \$9 rebate per exam.

Managing Fee Collection [\(/exam-administration-ordering-scores/ordering-fees/exam-fees/managing-fee-collection\)](https://apcentral.collegeboard.org/exam-administration-ordering-scores/ordering-fees/exam-fees/managing-fee-collection)

AP Exam Fee Reductions [\(/exam-administration-ordering-scores/ordering-fees/exam-fees/reductions\)](https://apcentral.collegeboard.org/exam-administration-ordering-scores/ordering-fees/exam-fees/reductions)

Federal and State AP Exam Fee Assistance 2021-22 [\(/exam-administration-ordering-scores/ordering-fees/exam-fees/federal-state-assistance\)](https://apcentral.collegeboard.org/exam-administration-ordering-scores/ordering-fees/exam-fees/federal-state-assistance)

### Exam Fees, Rebate, and Fee Reduction

Exam fee for on-time exam orders (by November 15, 2022, for full-year and first-semester courses; by March 15, 2023, for courses that

- **\$97 per exam at schools in the U.S., U.S. territories, Canada, and DoDEA**

## ICE CREAM NOVELTY PRODUCTS

BID #FY22015

<b>VENDOR</b>	<b>Hiland Dairy Foods</b>		
<b>TERMS</b>	<b>Net 21</b>		

## PART I

ITEM #	UNIT	EST. QTY.	DESCRIPTION				
1	Serving	23,500	Crumbled Cookie Cone				
			Rich's UPC#0-75455-42200-4 or Equal				
			Unit Price	\$	0.59	\$	-
			<b>Total Price</b>	\$	13,865.00	\$	-
2	Serving	3,600	Birthday Cake Cone				
			Rich's UPC#0-75455-42400-8 or Equal				
			Unit Price	\$	0.59	\$	-
			<b>Total Price</b>	\$	2,124.00	\$	-
3	Serving	23,776	Strawberry Shortcake				
			Rich's UPC#0-75455-85050-0 or Equal				
			Unit Price	\$	0.49	\$	-
			<b>Total Price</b>	\$	11,650.24	\$	-
4	Serving	18,000	Crumbled Cookie Bar				
			Rich's UPC#0-75455-82009 or Equal				
			Unit Price	\$	0.49	\$	-
			<b>Total Price</b>	\$	8,820.00	\$	-
5	Serving	39,180	Vanilla Ice Cream Sandwich				
			Rich's UPC#0-75455-44030-5 or Equal				
			Unit Price	\$	0.54	\$	-
			<b>Total Price</b>	\$	21,157.20	\$	-
6	Serving	1,800	Savagely Sour Cherry Bar				
			Rich's UPC#0-75455-86266-4 or Equal				
			Unit Price	\$	0.39	\$	-
			<b>Total Price</b>	\$	702.00	\$	-
7	Serving	11,000	Savagely Sour Blue Raspberry Bar				
			Rich's UPC#0-75455-46265-7 or Equal				
			Unit Price	\$	0.39	\$	-
			<b>Total Price</b>	\$	4,290.00	\$	-

ICE CREAM NOVELTY PRODUCTS

BID #FY22015

ITEM #	UNIT	EST. QTY.	DESCRIPTION				
8	Serving	1,000	Cotton Candy Twirl Bar				
			Rich's UPC#0-75455-86260-2 or Equal				
			Unit Price	\$	0.39	\$	-
			Total Price	\$	390.00	\$	-
9	Serving	33,000	Fudge Frenzy Bar				
			Rich's UPC#0-75455-86210-7 or Equal				
			Unit Price	\$	0.49	\$	-
			Total Price	\$	16,170.00	\$	-
10	Serving	2,600	Orange Cream Bar				
			Rich's UPC#0-75455-86010-3 or Equal				
			Unit Price	\$	0.43	\$	-
			Total Price	\$	1,118.00	\$	-
11	Serving	1,200	Rainbow Polar Pole				
			Rich's UPC#0-75455-42570-8 or Equal				
			Unit Price	\$	0.54	\$	-
			Total Price	\$	648.00	\$	-
12	Serving	8,504	Sour Blue Raspberry Cyclone Cup				
			Rich's UPC#0-75455-40140-5 or Equal				
			Unit Price	\$	0.59	\$	-
			Total Price	\$	5,017.36	\$	-
13	Serving	2,000	Watermelon Cyclone Cup				
			Rich's UPC#0-75455-40120-7 or Equal				
			Unit Price	\$	0.39	\$	-
			Total Price	\$	780.00	\$	-
			<b>PART 1 = TOTAL ITEMS 1-13</b>	\$	86,731.80	\$	-

ICE CREAM NOVELTY PRODUCTS

BID #FY22015

ITEM #	UNIT	EST. QTY.	DESCRIPTION			
			<b>PART II - OTHER ITEMS THAT MEET SMART SNACK GUIDELINES</b>			
14	Dozen	100	Description	Totally Tubular		
			Brand	North Star		
			Wt./Svg.	65g		
			Fluid Ounces	3.0		
			Unit Price	\$ 9.36	\$ -	\$ -
			<b>Total Price</b>	<b>\$ 936.00</b>	<b>\$ -</b>	<b>\$ -</b>
15	Dozen	100	Description	Frozen Fruit Punch		
			Brand	Rich's		
			Wt./Svg.	70g		
			Fluid Ounces	2.5		
			Unit Price	\$ 4.68	\$ -	\$ -
			<b>Total Price</b>	<b>\$ 468.00</b>	<b>\$ -</b>	<b>\$ -</b>
16	Dozen	100	Description	Savegly Sour Cherry		
			Brand	Rich's		
			Wt./Svg.	70g		
			Fluid Ounces	2.5		
			Unit Price	\$ 4.68	\$ -	\$ -
			<b>Total Price</b>	<b>\$ 468.00</b>	<b>\$ -</b>	<b>\$ -</b>
17	Dozen	100	Description	Van / Choc Cone		
			Brand	Rich's		
			Wt./Svg.	69g		
			Fluid Ounces	3.0		
			Unit Price	\$ 7.08	\$ -	\$ -
			<b>Total Price</b>	<b>\$ 708.00</b>	<b>\$ -</b>	<b>\$ -</b>
18	Dozen	100	Description	Frog Spit Push Up		
			Brand	North Star		
			Wt./Svg.	65g		
			Fluid Ounces	3.0		
			Unit Price	\$ 9.36	\$ -	\$ -
			<b>Total Price</b>	<b>\$ 936.00</b>	<b>\$ -</b>	<b>\$ -</b>

ICE CREAM NOVELTY PRODUCTS

BID #FY22015

ITEM #	UNIT	EST. QTY.	DESCRIPTION			
19	Dozen	100	Description	Orange Sherbet Cup		
			Brand	North Star		
			Wt./Svg.	65g		
			Fluid Ounces	3.0		
			Unit Price	\$ 5.64	\$ -	\$ -
			<b>Total Price</b>	\$ 564.00	\$ -	\$ -
20	Dozen	100	Description	Vanilla LF Cup		
			Brand	North Star		
			Wt./Svg.	48g		
			Fluid Ounces	3.0		
			Unit Price	\$ 5.64	\$ -	\$ -
			<b>Total Price</b>	\$ 564.00	\$ -	\$ -
21	Dozen	100	Description	Chocolate LF Cup		
			Brand	North Star		
			Wt./Svg.	48g		
			Fluid Ounces	3.0		
			Unit Price	\$ 5.64	\$ -	\$ -
			<b>Total Price</b>	\$ 564.00	\$ -	\$ -
22	Dozen	100	Description	Strawberry LF Cup		
			Brand	North Star		
			Wt./Svg.	48g		
			Fluid Ounces	3.0		
			Unit Price	\$ 5.64	\$ -	\$ -
			<b>Total Price</b>	\$ 564.00	\$ -	\$ -
23	Dozen	100	Description			
			Brand			
			Wt./Svg.			
			Fluid Ounces			
			Unit Price	\$ -	\$ -	\$ -
			<b>Total Price</b>	\$ -	\$ -	\$ -

			<b>PART II LUMP SUM TOTAL</b>	\$ 5,772.00		
			<b>GRAND TOTAL (Parts I and II)</b>	\$ 92,503.80		

MILK AND DAIRY PRODUCTS

BID #FY22016

<b>VENDOR</b>	<b>Hiland Dairy Foods</b>		
<b>TERMS</b>	<b>Net 21</b>		

ITEM #	UNIT	QTY.	DESCRIPTION				
1	1/2 Gallon	1,359	Buttermilk				
			Unit Price	\$	2.7515	\$	-
			<b>Total Price</b>	\$	3,739.29	\$	-
2	1/2 Pint	283,016	1% White				
			Unit Price	\$	0.3600	\$	-
			<b>Total Price</b>	\$	101,885.76	\$	-
3	Gallon	600	1% White				
			Unit Price	\$	5.0119	\$	-
			<b>Total Price</b>	\$	3,007.14	\$	-
4	1/2 Pint	2,954	FF Lactaid				
			Unit Price	\$	0.7700	\$	-
			<b>Total Price</b>	\$	2,274.58	\$	-
5	1/2 Pint	250	FF Chocolate				
			Unit Price	\$	0.3750	\$	-
			<b>Total Price</b>	\$	93.75	\$	-
6	1/2 Pint	250	FF Strawberry				
			Unit Price	\$	0.3750	\$	-
			<b>Total Price</b>	\$	93.75	\$	-
7	1/2 Pint	250	FF Vanilla Shake		No Bid		
			Unit Price	\$	-	\$	-
			<b>Total Price</b>	\$	-	\$	-
8	1/2 Pint	300	FF Unflavored				
			Unit Price	\$	0.3600	\$	-
			<b>Total Price</b>	\$	108.00	\$	-
9	1/2 Pint	1,400,534	1% Chocolate				
			Unit Price	\$	0.3650	\$	-
			<b>Total Price</b>	\$	511,194.91	\$	-
10	1/2 Pint	33,421	1% Strawberry				
			Unit Price	\$	0.3650	\$	-
			<b>Total Price</b>	\$	12,198.67	\$	-

MILK AND DAIRY PRODUCTS

BID #FY22016

ITEM #	UNIT	QTY.	DESCRIPTION				
11	1/2 Pint	36,419	1% Vanilla				
			Unit Price	\$	0.3650	\$	-
			Total Price	\$	13,292.94	\$	-
12	3 LB. Tub	190	1% Lowfat Cottage Cheese				
			Unit Price	\$	6.2500	\$	-
			Total Price	\$	1,187.50	\$	-
13	5 LB Tub	300	Lowfat Yogurt				
			Unit Price	\$	7.2200	\$	-
			Total Price	\$	2,166.00	\$	-
14	3 LB Tub	242	Reduced Fat Sour Cream				
			Unit Price	\$	6.2000	\$	-
			Total Price	\$	1,500.40	\$	-
15		300	FF White Plastic Chub		No Bid		
			Unit Price	\$	-	\$	-
			Total Price	\$	-	\$	-
16		300	FF Strawberry Plastic Chub		No Bid		
			Unit Price	\$	-	\$	-
			Total Price	\$	-	\$	-
17		300	FF Chocolate Plastic Chub		No Bid		
			Unit Price	\$	-	\$	-
			Total Price	\$	-	\$	-
18		300	1% White Plastic Chub		No Bid		
			Unit Price	\$	-	\$	-
			Total Price	\$	-	\$	-
19		300	1% Chocolate Chub		No Bid		
			Unit Price	\$	-	\$	-
			Total Price	\$	-	\$	-
20		300	1% Strawberry Chub		No Bid		
			Unit Price	\$	-	\$	-
			Total Price	\$	-	\$	-
<b>GRAND TOTAL (Items 1 - 20)</b>				\$	652,742.68	\$	-

RFQ #: RFQ #22016  
 RFQ Issue Date: 5/5/2022  
 RFQ Due Date: 6/2/2022  
 RFQ Coordinator: Thomas Dougherty  
 Awarded Vendor: **MGT Consulting**

<u>RFQ SCORING CRITERIA</u>	<u>Value</u>	<u>Southern Educational Strategies</u>	<u>RSP &amp; Associates and Fleming Architects</u>	<u>MGT of America Consulting</u>
<b>Experience and proven performance with similar projects</b>	25	18	22	<b>24</b>
<b>Key Team Member qualifications and experience</b>	15	13	11	<b>14</b>
<b>Understanding of Project intent</b>	15	10	9	<b>13</b>
<b>Completeness of RFQ</b>	15	10	12	<b>15</b>
<b>Timing Schedule</b>	15	10	9	<b>11</b>
<b>Fees</b>	15	8	10	<b>10</b>
<b>Final RFQ Score</b>	100	69	73	<b>87</b>