

**Collierville Schools Board Business Meeting
June 28, 2022 6:00 PM
Collierville High School Community Room
11605 East Shelby Drive
Collierville, TN 38017**

I. Call to Order	Wright Cox, Chairman
II. Roll Call	Wright Cox, Chairman
III. Moment of Silence	Wright Cox, Chairman
IV. Pledge of Allegiance	Wright Cox, Chairman
V. Public Comments	Wright Cox, Chairman
VI. Approval of Agenda	Wright Cox, Chairman
VII. Business Affairs	Wright Cox, Chairman
A. Approval of Minutes	
1. Minutes of May 24, 2022 Business Meeting	
B. Approval of Monthly Financials	
1. Approval of May 2021-2022 Financial Statements	
VIII. Reports	
A. Chairman's Report	Wright Cox, Chairman
B. Director's Report	Dr. Gary Lilly, Director of Schools
IX. Consent Items for Approval	Wright Cox, Chairman
A.	
• Approval of Policy #4.600, Grading System	
B. Approval of Policy #4.406, Use of Internet	
C.	
• Approval of Policy #5.613, Staff Responsible Use	
D.	
• Approval of Policy #6.3122, Student Responsible Use	
E.	
• Approval of Policy #2.805, Purchasing	
F.	
• Approval of the School Nutrition Fund Budget Resolution 2022-15, Amendment #3 for the 2021-2022 School Year	
H.	
• Approval of the Federal Fund Budget Resolution 2022-16, Amendment #3 for the 2021-2022 School Year	



COLLIERVILLE SCHOOLS

SCHOLARSHIP · INTEGRITY · SERVICE

I.

- Approval of the Education Capital Fund Budget Resolution 2022-17, Amendment #2 for the 2021-2022 School Year

J.

- Approval of the Discretionary Grant Fund Budget Resolution 2022-18, Amendment #3 for the 2021-2022 School Year

K.

- Approval of the General Fund Budget Resolution 2022-19, Amendment #6 for the 2021-2022 School Year

X. Business Items for Approval

Wright Cox, Chairman

A. Approval of FY23 Consolidated Application for IDEA/ESEA

Dr. Gary Lilly, Director of Schools

B. Approval of Inter-Local Agreement for Planning Assistance

Dr. Gary Lilly, Director of Schools

C. Approval of the 2022-2023 Differentiated Pay Plan

Dr. Gary Lilly, Director of Schools

D. Approval of New Clubs for the 2022-2023 School Year

Dr. Gary Lilly, Director of Schools

E. Approval for Dr. Lilly to Request Occupational Teaching License Waivers

Dr. Gary Lilly, Director of Schools

F. Approval to Rescind Policy #6.3121, Responsible Use Grades PreK-5

Dr. Gary Lilly, Director of Schools

G. Approval of the 2022-2023 Tuition Rates

Dr. Gary Lilly, Director of Schools

H. Approval of the 2022-2023 School Fees

Dr. Gary Lilly, Director of Schools

I. Approval of the 2023-2024 Instructional Calendar

Dr. Gary Lilly, Director of Schools

J. Approval of the Five-Year Capital Improvement Plan

Dr. Gary Lilly, Director of Schools

XI. Adjournment



Minutes of the Collierville Schools Board Business Meeting

May 24, 2022 @ 6:00 PM

Collierville High School Community Room

11605 East Shelby Drive

Collierville, TN 38017

Attendance Taken at 6:00 PM.

Paul Childers: Present

Wanda Chism: Absent

Wright Cox: Present

Wanda Gibbs: Present

Frank Warren: Absent

I. Call to Order

The Collierville Schools Board of Education Business Meeting was called to order by Board Chairman Wright Cox at 6:00 p.m.

II. Roll Call

Roll Call was taken by Board Chairman Wright Cox. Three of the five board members were present, representing a quorum. Wanda Chism and Frank Warren were absent.

III. Moment of Silence

Board Chairman Wright Cox led the meeting in prayer.

IV. Pledge of Allegiance

The Pledge of Allegiance was led by Board Member Paul Childers.

V. Special Recognitions

A. Recognition of 2021-2022 Retirees

The following retirees were recognized tonight:

Stephen Blake	Collierville High School
Lisa Brimhall	Bailey Station Elementary School
Pam Camferdam	Central Office
Julia Carpenter	Tara Oaks Elementary School
Bonda Coleman	West Collierville Middle School
Sandra Emerling	West Collierville Middle School
Cheryl Ladner	Collierville High School
Elizabeth McCallie	Central Office
Thomas Mitchell	Collierville High School
Lucy Murphy	Collierville High School
Catherine Payne	West Collierville Middle School
Denise Perkins	Crosswind Elementary School
James Quarles	Central Office
Cherrie Reed	Collierville High School
Lynn Rushdi	Sycamore Elementary School
Loyd Salter	Collierville High School
Glenda Starnes	Tara Oaks Elementary School

Rick Stone
Tina Traylor
Jerry Turner
Laura VanGundy
Elizabeth Younkin

Collierville High School
West. Collierville Middle School
West Collierville Middle School
Sycamore Elementary School
Collierville High School

VI. Public Comments

There were no public comments.

VII. Approval of Agenda

Motion Passed: Paul Childers made the motion to approve the May 24, 2022, Board Agenda. The motion was seconded by Wanda Gibbs.

Paul Childers:	Yea
Wanda Chism:	Absent
Wright Cox:	Yea
Wanda Gibbs:	Yea
Frank Warren:	Absent

VIII. Business Affairs

A. Approval of Minutes

1. Minutes of April 26, 2022, Business Meeting

Motion Passed: Wanda Gibbs made the motion to approve the April 26, 2022, Board Minutes. The motion was seconded by Paul Childers.

Paul Childers:	Yea
Wanda Chism:	Absent
Wright Cox:	Yea
Wanda Gibbs:	Yea
Frank Warren:	Absent

B. Approval of Monthly Financials

1. Approval of April 2021-2022 Financial Statements

Motion Passed: Paul Childers made the motion to approve the April 2021-2022 Monthly Financial Statements. The motion was seconded by Wanda Gibbs.

Paul Childers:	Yea
Wanda Chism:	Absent
Wright Cox:	Yea
Wanda Gibbs:	Yea
Frank Warren:	Absent

IX. Reports

A. Chairman's Report

Chairman Cox thanked all employees for a successful school year.

B. Director's Report

Dr. Lilly reported on the following:

- Exciting time of year
 - Graduations (CHS, CVA)
 - Promotion ceremonies (WCMS, CMS)
 - Field Days, special events, and celebrations

- Retiring faculty and staff
 - Honored to have them with us
 - Congratulations and thank you for your service
 - Students may also be celebrating - TCAP grades not on report cards
 - By statute, in order to count as a percentage of final grade
 - Must receive within 5 days of last day of school
 - Will certainly share assessment results when we can
 - Presented budget to BMA
 - 3rd and final reading in June
 - Looking forward to a busy summer
 - On Friday
 - Active Shooter Training
 - Tragic shooting at Robb Elementary, in Texas, today
 - Please keep those families and that community in prayers
 - Beginning June 6 - through the month of June
 - Summer Learning Camp (750 students)
 - K-4, BSES
 - 5-7, WCMS
 - Extended School Year (72 students)
 - BSES
 - Offering:
 - Transportation
 - Breakfast/lunch
 - Before/after-school care (through Y)
 - Commissioner's Bus Tour
 - June 13, 1:15pm
 - Community Roundtable, 2-3pm
 - BOE invited
 - Offices closed next Monday for Memorial Day
 - Hope everyone enjoys the holiday and has a restful, safe, and wonderful summer!

X. Business Items for Approval

A. Approval of Policy #2.200 Annual Operating Budget

Motion Passed: Paul Childers made the motion to approve Policy #2.200 Annual Operating Budget. The motion was seconded by Wanda Gibbs.

Paul Childers:	Yea
Wanda Chism:	Absent
Wright Cox:	Yea
Wanda Gibbs:	Yea
Frank Warren:	Absent

B. Approval of Resolution 2022-14, Amendment #5 General Fund Budget for the 2021-2022 School Year

Motion Passed: Wanda Gibbs made the motion to approve Resolution 2022-14, Amendment #5, General Fund Budget for 2021-22 school year. The motion was seconded by Paul Childers.

Paul Childers:	Yea
Wanda Chism:	Absent
Wright Cox:	Yea
Wanda Gibbs:	Yea
Frank Warren:	Absent

C. Approval of School Board Meeting Calendar for July 2022-June 2023

Motion Passed: Paul Childers made the motion to approve the School Board Meeting Calendar for July 2022 through June 2023. The motion was seconded by Wanda Gibbs.

Paul Childers:	Yea
Wanda Chism:	Absent
Wright Cox:	Yea
Wanda Gibbs:	Yea
Frank Warren:	Absent

D. Approval of Bid #FY22019 Removal of West Collierville Middle School Modular Buildings with recommended award to Barnes ad Brower, Inc. in the amount of \$99,909.00

Motion Passed: Paul Childers made the motion to approve Bid #FY22019 Demolition of Modular Buildings at West Collierville Middle School with recommended award to Barnes and Brower, Inc. in the amount of \$99,909.00. The motion was seconded by Wanda Gibbs.

Paul Childers:	Yea
Wanda Chism:	Absent
Wright Cox:	Yea
Wanda Gibbs:	Yea
Frank Warren:	Absent

E. Acceptance of the Board's Superintendent Evaluation for Dr. Gary Lilly and Award of Performance Bonus for 2021-2022

Motion Passed: Paul Childers made the motion to approve the Superintendent's Evaluation and Award of Performance Bonus for Dr. Gary Lilly for the 2021-2022 School Year. The motion was seconded by Wanda Gibbs.

Paul Childers:	Yea
Wanda Chism:	Absent
Wright Cox:	Yea
Wanda Gibbs:	Yea
Frank Warren:	Absent

XI. Adjournment

With no further comments or objections, the meeting was adjourned at 6:30 p.m.

Chairman

Director of Schools



COLLIERVILLE SCHOOLS

SCHOLARSHIP · INTEGRITY · SERVICE

MONTHLY FINANCIAL REPORT

MAY
2021-2022

GENERAL FUND
SCHOOL NUTRITION
FEDERAL PROGRAMS
DISCRETIONARY GRANTS
C.I.P.

GENERAL FUND

REVENUE

GENERAL FUND

EXPENDITURES

SCHOOL NUTRITION

FEDERAL PROGRAMS

DISCRETIONARY GRANTS

C.I.P.

COLLIERVILLE SCHOOLS

REVENUE BY FUNC

06/13/2022

Report Code: BAT_GL_TEMPLATE

BATCH QUEUE ID 495432

11:39:53 AM

FOR MAY, 2022

FUNCTION 1ST 2: 40 -

FUNCTION	DESCRIPTION	BUDGET AMOUNT	ADJUSTED BUDGET	CURRENT ACTIVITY	YTD ACTIVITY	ENCUMBRANCE	REQUISITION	UNENCUMBERED BALANCE	PERCENT ENCMBRD
40110	Current Property Tax	23,199,516.00	23,199,516.00	0.00	23,179,396.37	0.00	0.00	20,119.63	100
40120	Trustee's Collection - Prior Years	535,828.00	535,828.00	0.00	-91,436.28	0.00	0.00	627,264.28	-17
40130	Clerk & Master/Circuit Court - Prior Years	313,004.00	313,004.00	0.00	195,787.48	0.00	0.00	117,216.52	63
40150	Pickup Taxes	1,745,329.00	1,745,329.00	0.00	1,608,840.21	0.00	0.00	136,488.79	92
40162	Payments in Lieu of Taxes - Local Utilities	248,235.00	248,235.00	0.00	174,081.28	0.00	0.00	74,153.72	70
40163	Payments in Lieu of Taxes - Other	282,831.00	282,831.00	0.00	224,186.76	0.00	0.00	58,644.24	79
40210	Local Option Sales Taxes	11,100,000.00	11,100,000.00	1,332,508.91	12,049,528.24	0.00	0.00	-949,528.24	109
40240	Wheel Tax	2,000,105.00	2,000,105.00	150,819.52	1,339,854.76	0.00	0.00	660,250.24	67
40270	Business Tax	3,300.00	3,300.00	0.00	2,014.72	0.00	0.00	1,285.28	61
40275	Mixed Drink Tax	233,522.00	233,522.00	25,247.25	234,408.69	0.00	0.00	-886.69	100
40390	Municipal Tax	2,582,675.00	2,582,675.00	215,222.91	2,367,452.01	0.00	0.00	215,222.99	92
TOTALS:	Function: 40 -	42,244,345.00	42,244,345.00	1,723,798.59	41,284,114.24	0.00	0.00	960,230.76	98

COLLIERVILLE SCHOOLS

REVENUE BY FUNC

BATCH QUEUE ID 495432

FOR MAY, 2022

FUNCTION 1ST 2: 43 - CHARGES FOR CURRENT SERVICES

Report Code: BAT_GL_TEMPLATE

Page: 2 of 8

06/13/2022

11:39:53 AM

FUNCTION	DESCRIPTION	BUDGET AMOUNT	ADJUSTED BUDGET	CURRENT ACTIVITY	YTD ACTIVITY	ENCUMBRANCE	REQUISITION	UNENCUMBERED BALANCE	PERCENT ENCMBRD
43513	Tuition - Summer School	25,000.00	25,000.00	0.00	2,275.00	0.00	0.00	22,725.00	9
43515	Tuition - Other State Systems	200,000.00	200,000.00	81.80	171,204.12	0.00	0.00	28,795.88	86
43990	Other Charges for Services	370,000.00	430,000.00	82,691.25	286,379.99	0.00	0.00	143,620.01	67
43991	Other Charges for Svcs - Shared Svcs	249,200.00	440,000.00	54,454.61	420,816.11	0.00	0.00	19,183.89	96
TOTALS:	Function: 43 - Charges for Current Services	844,200.00	1,095,000.00	137,227.66	880,675.22	0.00	0.00	214,324.78	80

COLLIERVILLE SCHOOLS

REVENUE BY FUNC

Report Code: BAT_GL_TEMPLATE

BATCH QUEUE ID 495432

FOR MAY, 2022

FUNCTION 1ST 2: 44 -

Page: 3 of 8
06/13/2022
11:39:53 AM

FUNCTION	DESCRIPTION	BUDGET AMOUNT	ADJUSTED BUDGET	CURRENT ACTIVITY	YTD ACTIVITY	ENCUMBRANCE	REQUISITION	UNENCUMBERED BALANCE	PERCENT ENCUMBRD
44110	Investment Income	22,000.00	22,000.00	535.09	3,019.34	0.00	0.00	18,980.66	14
44120	Lease/Rentals	20,000.00	20,000.00	0.00	3,000.00	0.00	0.00	17,000.00	15
44170	Miscellaneous Refunds	335,000.00	520,000.00	125,730.75	654,823.52	0.00	0.00	-134,823.52	126
44171	Tech Replacement Fees	5,000.00	5,000.00	170.00	2,783.90	0.00	0.00	2,216.10	56
44172	Substitute Reimbursement	40,000.00	37,000.00	4,505.15	21,742.83	0.00	0.00	15,257.17	59
44174	DEVICE FEES	300,000.00	300,000.00	37.50	209,722.50	0.00	0.00	90,277.50	70
44176	Refund - IRS	0.00	3,000.00	0.00	2,894.34	0.00	0.00	105.66	96
44520	Insurance Recovery	10,000.00	10,000.00	0.00	292.00	0.00	0.00	9,708.00	3
44530	Sale of Equipment	1,000,000.00	1,000,000.00	0.00	908,351.25	0.00	0.00	91,648.75	91
44560	Damages Recovered from Individuals	6,000.00	6,000.00	0.00	108.00	0.00	0.00	5,892.00	2
44990	Other Local Revenue	2,000.00	2,000.00	0.00	0.00	0.00	0.00	2,000.00	0
TOTALS:	Function: 44 -	1,740,000.00	1,925,000.00	130,978.49	1,806,737.68	0.00	0.00	118,262.32	94

COLLIERVILLE SCHOOLS

Page: 4 of 8
 06/13/2022
 11:39:53 AM

REVENUE BY FUNC
 BATCH QUEUE ID 495432
 FOR MAY, 2022
 FUNCTION 1ST 2: 46 -

Report Code: BAT_GL_TEMPLATE

FUNCTION	DESCRIPTION	BUDGET AMOUNT	ADJUSTED BUDGET	CURRENT ACTIVITY	YTD ACTIVITY	ENCUMBRANCE	REQUISITION	UNENCUMBERED BALANCE	PERCENT ENCUMBRD
46511	Basic Education Program	46,490,000.00	46,490,000.00	0.00	41,970,600.00	0.00	0.00	4,519,400.00	90
46610	Career Ladder Program	95,000.00	95,000.00	40,987.10	96,128.20	0.00	0.00	-1,128.20	101
TOTALS:	Function: 46 -	46,585,000.00	46,585,000.00	40,987.10	42,066,728.20	0.00	0.00	4,518,271.80	90

COLLIERVILLE SCHOOLS

Page: 5 of 8
 06/13/2022
 11:39:53 AM

REVENUE BY FUNC
 BATCH QUEUE ID 495432
 FOR MAY, 2022
 FUNCTION 1ST 2: 47 -

Report Code: BAT_GL_TEMPLATE

FUNCTION	DESCRIPTION	BUDGET AMOUNT	ADJUSTED BUDGET	CURRENT ACTIVITY	YTD ACTIVITY	ENCUMBRANCE	REQUISITION	UNENCUMBERED BALANCE	PERCENT ENCMBRD
47143	Special Education - Grants to States	5,000.00	5,000.00	0.00	0.00	0.00	0.00	5,000.00	0
TOTALS:	Function: 47 -	5,000.00	5,000.00	0.00	0.00	0.00	0.00	5,000.00	0

COLLIERVILLE SCHOOLS

Page: 6 of 8
 06/13/2022
 11:39:53 AM

REVENUE BY FUNC
 BATCH QUEUE ID 495432
 FOR MAY, 2022
 FUNCTION 1ST 2: 49 -

Report Code: BAT_GL_TEMPLATE

FUNCTION	DESCRIPTION	BUDGET AMOUNT	ADJUSTED BUDGET	CURRENT ACTIVITY	YTD ACTIVITY	ENCUMBRANCE	REQUISITION	UNENCUMBERED BALANCE	PERCENT ENCUMBRD
49800	Transfers In	1,773,047.00	4,072,424.00	7,416.63	2,560,107.06	0.00	0.00	1,512,316.94	63
49900	Revenue YE Close	0.00	2,548,118.00	0.00	0.00	0.00	0.00	2,548,118.00	0
TOTALS:	Function: 49 -	1,773,047.00	6,620,542.00	7,416.63	2,560,107.06	0.00	0.00	4,060,434.94	39

COLLIERVILLE SCHOOLS

Page: 7 of 8

06/13/2022

11:39:53 AM

REVENUE BY FUNC

BATCH QUEUE ID 495432

Report Code: BAT_GL_TEMPLATE

BUDGET AMOUNT	ADJUSTED BUDGET	CURRENT ACTIVITY	YTD ACTIVITY	ENCUMBRANCE	REQUISITION	UNENCUMBERED BALANCE	PERCENT ENCMBRD
93,191,592.00	98,474,887.00	2,040,408.47	88,598,362.40	0.00	0.00	9,876,524.60	90
GRAND TOTAL:							

GENERAL FUND

EXPENDITURES

COLLIERVILLE SCHOOLS

EXPENSES BY FUNCTION

Report Code: BAT_GL_TEMPLATE

BATCH QUEUE ID 495433

FOR MAY, 2022

FUNCTION : 71100 - REGULAR INSTRUCTION PROGRAM

Page: 1 of 23

06/13/2022

11:41:54 AM

OBJECT	DESCRIPTION	BUDGET AMOUNT	ADJUSTED BUDGET	CURRENT ACTIVITY	YTD ACTIVITY	ENCUMBRANCE	REQUISITION	UNENCUMBERED BALANCE	PERCENT ENCMBRD
11600	Teachers	31,440,783.00	32,495,433.00	2,405,335.15	26,308,788.65	0.00	0.00	6,186,644.35	81
11700	Career Ladder	68,000.00	68,000.00	30,000.00	60,500.00	0.00	0.00	7,500.00	89
12700	Career Ladder Extended Contracts	0.00	24,000.00	0.00	0.00	0.00	0.00	24,000.00	0
12800	Homebound Teachers	20,000.00	20,000.00	918.75	11,105.15	0.00	0.00	8,894.85	56
16300	Educational Assistants	965,554.00	965,554.00	12,142.82	931,175.77	0.00	0.00	34,378.23	96
19500	Sub Teachers-Certified	681,200.00	691,350.00	76,147.46	454,884.31	0.00	0.00	236,465.69	66
19800	Sub Teachers-Non-Certified	20,000.00	20,000.00	5,092.51	13,099.98	0.00	0.00	6,900.02	65
20100	Social Security	2,014,474.00	2,080,296.00	143,999.09	1,591,436.64	0.00	0.00	488,859.36	77
20400	State Retirement	3,328,768.00	3,438,118.00	226,653.90	2,507,202.61	0.00	0.00	930,915.39	73
20600	Life Insurance	115,270.00	115,270.00	9,078.10	93,808.78	0.00	0.00	21,461.22	81
20700	Medical Insurance	3,800,103.00	3,800,103.00	402,385.77	4,090,086.00	0.00	0.00	-289,983.00	108
21200	Employer Medicare	482,266.00	497,660.00	33,826.55	373,364.67	0.00	0.00	124,295.33	75
21700	Retirement - Hybrid Stabilization	170,000.00	219,000.00	17,559.58	189,891.45	0.00	0.00	29,108.55	87
33000	Operating Lease Payments	727,470.00	1,601,230.00	0.00	1,600,604.46	0.00	0.00	625.54	100
33600	Maint & Repair-Equipment	21,000.00	21,000.00	415.00	9,420.81	0.00	0.00	11,579.19	45
39900	Other Contracted Services	80,000.00	213,000.00	71,979.03	215,285.08	0.00	0.00	-2,285.08	101
42900	Instructional Supplies & Materials	869,710.00	762,710.00	2,082.89	609,061.16	1,417.56	1,000.00	151,231.28	80
43000	Textbooks (Electronic)	375,000.00	375,000.00	4,614.60	257,062.76	1,750.00	0.00	116,187.24	69
44900	Textbooks	485,000.00	485,000.00	110,403.96	423,644.66	0.00	0.00	61,355.34	87
49900	Other Supplies & Materials	40,000.00	40,000.00	0.00	23,140.00	0.00	0.00	16,860.00	58
59900	Other Charges	60,000.00	0.00	0.00	0.00	0.00	0.00	0.00	0
59901	Other Charges - Graduation Costs	4,000.00	4,000.00	0.00	1,379.00	0.00	0.00	2,621.00	34
59902	Other Charges - Summer School	10,000.00	0.00	0.00	0.00	0.00	0.00	0.00	0
72200	Reg Inst Equipment	187,026.00	253,051.00	1,456.50	131,006.79	12,146.00	0.00	109,898.21	57
72217	Reg Inst Equipment (Reimbursed)	370,000.00	370,000.00	79,394.63	287,957.48	44,876.75	0.00	37,165.77	90
TOTALS:	Function: 71100 - Regular Instruction Program	46,335,624.00	48,559,775.00	3,633,486.29	40,183,905.21	60,190.31	1,000.00	8,314,678.48	83

COLLIERVILLE SCHOOLS

EXPENSES BY FUNCTION

Report Code: BAT_GL_TEMPLATE

BATCH QUEUE ID 495433

FOR MAY, 2022

Page: 2 of 23

06/13/2022

11:41:54 AM

FUNCTION : 71150 - ALTERNATIVE INSTRUCTION PROGRAM

OBJECT	DESCRIPTION	BUDGET AMOUNT	ADJUSTED BUDGET	CURRENT ACTIVITY	YTD ACTIVITY	ENCUMBRANCE	REQUISITION	UNENCUMBERED BALANCE	PERCENT ENCUMBRD
11600	Teachers	152,268.00	152,268.00	11,353.00	131,388.93	0.00	0.00	20,879.07	86
16300	Educational Assistants	23,060.00	23,060.00	2,185.40	20,761.30	0.00	0.00	2,298.70	90
20100	Social Security	10,870.00	10,870.00	772.81	8,886.92	0.00	0.00	1,983.08	82
20400	State Retirement	18,006.00	18,006.00	1,326.05	14,862.06	0.00	0.00	3,143.94	83
20600	Life Insurance	671.00	671.00	51.32	513.20	0.00	0.00	157.80	76
20700	Medical Insurance	0.00	19,715.00	2,568.90	20,898.36	0.00	0.00	-1,183.36	106
21200	Employer Medicare	2,542.00	2,542.00	180.73	2,078.32	0.00	0.00	463.68	82
21700	Retirement - Hybrid Stabilization	500.00	666.00	40.00	492.46	0.00	0.00	173.54	74
39900	Other Contracted Services	20,000.00	38,650.00	5,772.00	36,295.00	0.00	0.00	2,355.00	94
42900	Instructional Supplies & Materials	4,000.00	0.00	0.00	0.00	0.00	0.00	0.00	0
49900	Other Supplies & Materials	2,000.00	2,000.00	956.91	1,462.63	0.00	0.00	537.37	73
59900	Other Charges	2,000.00	0.00	0.00	0.00	0.00	0.00	0.00	0
79000	Other Equipment	5,000.00	0.00	0.00	0.00	0.00	0.00	0.00	0
TOTALS:	Function: 71150 - Alternative Instruction Program	240,917.00	268,448.00	25,207.12	237,639.18	0.00	0.00	30,808.82	89

COLLIERVILLE SCHOOLS

Page: 3 of 23
06/13/2022
11:41:54 AM

EXPENSES BY FUNCTION
BATCH QUEUE ID 495433
FOR MAY, 2022

FUNCTION : 71200 - SPECIAL EDUCATION PROGRAM

Report Code: BAT_GL_TEMPLATE

OBJECT	DESCRIPTION	BUDGET AMOUNT	ADJUSTED BUDGET	CURRENT ACTIVITY	YTD ACTIVITY	ENCUMBRANCE	REQUISITION	UNENCUMBERED BALANCE	PERCENT ENCMBRD
11600	Teachers	3,320,016.00	3,320,016.00	252,762.77	2,831,857.22	0.00	0.00	488,158.78	85
11700	Career Ladder	5,000.00	5,000.00	2,500.00	5,000.00	0.00	0.00	0.00	100
12800	Homebound Teachers	0.00	20,000.00	270.03	1,591.00	0.00	0.00	18,409.00	8
16300	Educational Assistants	1,481,427.00	1,481,427.00	143,183.94	1,372,833.93	0.00	0.00	108,593.07	93
17100	Speech Pathologist	771,571.00	719,571.00	35,830.08	453,683.91	0.00	0.00	265,887.09	63
19500	Sub Teachers-Certified	50,000.00	50,000.00	8,700.02	53,320.01	0.00	0.00	-3,320.01	107
19800	Sub Teachers-Non-Certified	70,000.00	70,000.00	12,587.53	64,382.67	0.00	0.00	5,617.33	92
20100	Social Security	353,277.00	350,277.00	25,866.94	273,220.46	0.00	0.00	77,056.54	78
20400	State Retirement	559,973.00	556,973.00	35,533.21	383,008.60	0.00	0.00	173,964.40	69
20600	Life Insurance	17,750.00	17,750.00	1,592.70	15,940.36	0.00	0.00	1,809.64	90
20700	Medical Insurance	720,950.00	714,150.00	75,424.65	751,006.71	0.00	0.00	-36,856.71	105
21200	Employer Medicare	82,621.00	81,921.00	6,081.46	64,031.42	0.00	0.00	17,889.58	78
21700	Retirement - Hybrid Stabilization	54,700.00	65,000.00	5,350.70	57,101.90	0.00	0.00	7,898.10	88
31200	Contracts w Private Agencies	145,000.00	78,750.00	28,215.00	74,985.00	0.00	0.00	3,765.00	95
33600	Maint & Repair-Equipment	15,000.00	15,000.00	316.83	1,736.51	0.00	0.00	13,263.49	12
42900	Instructional Supplies & Materials	28,400.00	28,400.00	722.42	24,218.29	24.80	0.00	4,156.91	85
49900	Other Supplies & Materials	14,000.00	14,000.00	1,627.85	13,209.58	0.00	0.00	790.42	94
72500	Special Education Equipment	20,000.00	20,000.00	0.00	12,057.04	0.00	0.00	7,942.96	60
TOTALS:	Function: 71200 - Special Education Program	7,709,685.00	7,608,235.00	636,566.13	6,453,184.61	24.80	0.00	1,155,025.59	85

COLLIERVILLE SCHOOLS

EXPENSES BY FUNCTION

Report Code: BAT_GL_TEMPLATE

BATCH QUEUE ID 495433

FOR MAY, 2022

FUNCTION : 71300 - VOCATIONAL EDUCATION PROGRAM

Page: 4 of 23
06/13/2022
11:41:54 AM

OBJECT	DESCRIPTION	BUDGET AMOUNT	ADJUSTED BUDGET	CURRENT ACTIVITY	YTD ACTIVITY	ENCUMBRANCE	REQUISITION	UNENCUMBERED BALANCE	PERCENT ENCUMBRD
11600	Teachers	702,761.00	702,761.00	40,048.82	453,369.26	0.00	0.00	249,391.74	65
19500	Sub Teachers-Certified	6,000.00	6,000.00	2,122.48	15,132.51	0.00	0.00	-9,132.51	252
20100	Social Security	43,943.00	43,943.00	2,371.64	26,434.68	0.00	0.00	17,508.32	60
20400	State Retirement	72,174.00	72,174.00	3,726.49	41,890.80	0.00	0.00	30,283.20	58
20600	Life Insurance	2,500.00	2,500.00	156.94	1,601.20	0.00	0.00	898.80	64
20700	Medical Insurance	97,399.00	97,399.00	8,440.32	85,774.44	0.00	0.00	11,624.56	88
21200	Employer Medicare	10,277.00	10,277.00	554.67	6,216.56	0.00	0.00	4,060.44	60
21700	Retirement - Hybrid Stabilization	4,020.00	4,020.00	241.07	2,907.04	0.00	0.00	1,112.96	72
33600	Maint & Repair-Equipment	5,000.00	5,000.00	0.00	439.40	0.00	0.00	4,560.60	9
42900	Instructional Supplies & Materials	20,121.00	27,000.00	346.87	17,061.10	0.00	0.00	9,938.90	63
44900	Textbooks	12,000.00	12,000.00	0.00	3,617.24	0.00	0.00	8,382.76	30
49900	Other Supplies & Materials	5,000.00	5,000.00	0.00	0.00	0.00	0.00	5,000.00	0
73000	Vocational Equipment	11,000.00	11,000.00	0.00	4,750.56	0.00	0.00	6,249.44	43
TOTALS:	Function: 71300 - Vocational Education Program	992,195.00	999,074.00	58,009.30	659,194.79	0.00	0.00	339,879.21	66

COLLIERVILLE SCHOOLS

EXPENSES BY FUNCTION

Report Code: BAT_GL_TEMPLATE

BATCH QUEUE ID 495433

FOR MAY, 2022

FUNCTION : 72110 - ATTENDANCE

Page: 5 of 23

06/13/2022

11:41:54 AM

OBJECT	DESCRIPTION	BUDGET AMOUNT	ADJUSTED BUDGET	CURRENT ACTIVITY	YTD ACTIVITY	ENCUMBRANCE	REQUISITION	UNENCUMBERED BALANCE	PERCENT ENCUMBERD
10500	Supervisor/Director	197,546.00	197,546.00	15,201.83	182,345.17	0.00	0.00	15,200.83	92
16100	Secretary(s)	54,152.00	54,152.00	4,165.53	49,986.47	0.00	0.00	4,165.53	92
18900	Other Salaries & Wages	68,666.00	0.00	0.00	0.00	0.00	0.00	0.00	0
20100	Social Security	19,863.00	15,604.00	1,076.11	13,149.62	0.00	0.00	2,454.38	84
20400	State Retirement	32,431.00	25,379.00	1,957.34	23,480.20	0.00	0.00	1,898.80	93
20600	Life Insurance	1,460.00	1,460.00	75.76	757.60	0.00	0.00	702.40	52
20700	Medical Insurance	52,000.00	36,000.00	3,554.02	35,540.20	0.00	0.00	459.80	99
21200	Employer Medicare	4,645.00	3,650.00	251.68	3,075.39	0.00	0.00	574.61	84
35500	Travel	500.00	500.00	26.19	143.29	0.00	0.00	356.71	29
39900	Other Contracted Services	67,000.00	63,405.00	2,783.37	57,366.45	0.00	0.00	6,038.55	90
49900	Other Supplies & Materials	1,000.00	300.00	0.00	224.82	0.00	0.00	75.18	75
52400	In-Service/Staff Development	5,000.00	3,000.00	0.00	2,363.48	0.00	0.00	636.52	79
59900	Other Charges	250.00	0.00	0.00	0.00	0.00	0.00	0.00	0
70400	Attendance Equipment	3,000.00	3,000.00	0.00	2,788.00	0.00	0.00	212.00	93
TOTALS:	Function: 72110 - Attendance	507,513.00	403,996.00	29,091.83	371,220.69	0.00	0.00	32,775.31	92

COLLIERVILLE SCHOOLS

EXPENSES BY FUNCTION

Page: 6 of 23
06/13/2022
11:41:54 AM

Report Code: BAT_GL_TEMPLATE

BATCH QUEUE ID 495433

FOR MAY, 2022

FUNCTION : 72120 - HEALTH SERVICES

OBJECT	DESCRIPTION	BUDGET AMOUNT	ADJUSTED BUDGET	CURRENT ACTIVITY	YTD ACTIVITY	ENCUMBRANCE	REQUISITION	UNENCUMBERED BALANCE	PERCENT ENCMBRD
13100	Medical Personnel	557,940.00	537,940.00	41,154.95	437,302.38	0.00	0.00	100,637.62	81
18900	Other Salaries & Wages	286,114.00	286,114.00	25,801.10	265,751.56	0.00	0.00	20,362.44	93
18910	Sub Nurses	12,000.00	12,000.00	100.00	656.25	0.00	0.00	11,343.75	5
20100	Social Security	52,331.00	52,331.00	3,663.44	38,874.06	0.00	0.00	13,456.94	74
20400	State Retirement	84,194.00	84,194.00	4,937.97	52,289.21	0.00	0.00	31,904.79	62
20600	Life Insurance	3,100.00	3,100.00	229.82	2,408.60	0.00	0.00	691.40	78
20700	Medical Insurance	199,000.00	199,000.00	15,205.55	146,936.84	0.00	0.00	52,063.16	74
21200	Employer Medicare	12,239.00	12,239.00	856.76	9,091.57	0.00	0.00	3,147.43	74
21700	Retirement - Hybrid Stabilization	12,454.00	15,400.00	1,078.08	12,032.29	0.00	0.00	3,367.71	78
33600	Maint & Repair-Equipment	2,000.00	0.00	0.00	0.00	0.00	0.00	0.00	0
35500	Travel	500.00	500.00	0.00	0.00	0.00	0.00	500.00	0
39900	Other Contracted Services	20,000.00	40,000.00	0.00	31,286.55	0.00	0.00	8,713.45	78
49900	Other Supplies & Materials	5,000.00	5,000.00	0.00	4,099.27	0.00	0.00	900.73	82
52400	In-Service/Staff Development	4,000.00	4,000.00	0.00	2,031.26	0.00	0.00	1,968.74	51
73500	Health Equipment	5,000.00	1,300.00	0.00	1,202.46	0.00	0.00	97.54	92
TOTALS:	Function: 72120 - Health Services	1,255,872.00	1,253,118.00	93,027.67	1,003,962.30	0.00	0.00	249,155.70	80

COLLIERVILLE SCHOOLS

EXPENSES BY FUNCTION

Report Code: BAT_GL_TEMPLATE

BATCH QUEUE ID 495433

FOR MAY, 2022

Page: 7 of 23
06/13/2022
11:41:54 AM

FUNCTION : 72130 - OTHER STUDENT SUPPORT

OBJECT	DESCRIPTION	BUDGET AMOUNT	ADJUSTED BUDGET	CURRENT ACTIVITY	YTD ACTIVITY	ENCUMBRANCE	REQUISITION	UNENCUMBERED BALANCE	PERCENT ENCMBRD
12300	Guidance Personnel	1,627,918.00	1,627,918.00	125,480.89	1,376,968.76	0.00	0.00	250,949.24	85
18900	Other Salaries & Wages	190,000.00	304,000.00	25,910.52	239,407.07	0.00	0.00	64,592.93	79
20100	Social Security	112,711.00	112,711.00	8,730.98	93,908.18	0.00	0.00	18,802.82	83
20400	State Retirement	186,700.00	186,700.00	14,029.32	150,348.19	0.00	0.00	36,351.81	81
20600	Life Insurance	4,743.00	4,743.00	475.38	4,753.80	0.00	0.00	-10.80	100
20700	Medical Insurance	174,245.00	174,245.00	18,416.76	183,694.52	0.00	0.00	-9,449.52	105
21200	Employer Medicare	26,360.00	26,360.00	2,041.90	21,962.32	0.00	0.00	4,397.68	83
21700	Retirement - Hybrid Stabilization	4,160.00	7,600.00	849.09	8,983.44	0.00	0.00	-1,383.44	118
32200	Evaluation & Testing	102,400.00	102,400.00	0.00	97,051.41	0.00	0.00	5,348.59	95
49900	Other Supplies & Materials	1,500.00	1,500.00	0.00	1,341.91	0.00	0.00	158.09	89
52400	In-Service/Staff Development	20,000.00	20,000.00	0.00	5,615.94	0.00	0.00	14,384.06	28
59900	Other Charges	4,500.00	4,500.00	0.00	2,457.00	0.00	0.00	2,043.00	55
TOTALS:	Function: 72130 - Other Student Support	2,455,237.00	2,572,677.00	195,934.84	2,186,492.54	0.00	0.00	386,184.46	85

COLLIERVILLE SCHOOLS

EXPENSES BY FUNCTION

Report Code: BAT_GL_TEMPLATE

BATCH QUEUE ID 495433

FOR MAY, 2022

Page: 8 of 23

06/13/2022

11:41:54 AM

FUNCTION : 72210 - REGULAR INSTRUCTION PROGRAM SUPPORT

OBJECT	DESCRIPTION	BUDGET AMOUNT	ADJUSTED BUDGET	CURRENT ACTIVITY	YTD ACTIVITY	ENCUMBRANCE	REQUISITION	UNENCUMBERED BALANCE	PERCENT ENCMBRD
10500	Supervisor/Director	621,667.00	585,130.00	45,271.51	509,286.74	0.00	0.00	75,843.26	87
11700	Career Ladder	11,000.00	11,000.00	4,500.00	9,000.00	0.00	0.00	2,000.00	82
12900	Librarian(s)	648,164.00	648,164.00	47,914.20	526,233.50	0.00	0.00	121,930.50	81
13700	Education Media Personnel	60,130.00	60,130.00	4,625.23	55,502.77	0.00	0.00	4,627.23	92
16100	Secretary(s)	32,491.00	54,152.00	4,165.53	44,987.81	0.00	0.00	9,164.19	83
16200	Clerical Personnel	44,852.00	40,549.00	3,119.15	40,279.25	0.00	0.00	269.75	99
18900	Other Salaries & Wages	12,500.00	12,500.00	1,250.00	10,000.00	0.00	0.00	2,500.00	80
19600	In-Service Training	15,000.00	30,720.00	13,350.35	27,768.29	0.00	0.00	2,951.71	90
20100	Social Security	89,640.00	89,426.00	7,261.59	71,813.12	0.00	0.00	17,612.88	80
20400	State Retirement	147,498.00	146,998.00	11,365.62	112,528.40	0.00	0.00	34,469.60	77
20600	Life Insurance	5,145.00	5,145.00	402.90	3,930.96	0.00	0.00	1,214.04	76
20700	Medical Insurance	118,354.00	118,354.00	12,467.42	125,245.55	0.00	0.00	-6,891.55	106
21200	Employer Medicare	20,964.00	20,914.00	1,698.26	16,794.94	0.00	0.00	4,119.06	80
21700	Retirement - Hybrid Stabilization	6,045.00	8,610.00	833.37	7,609.52	0.00	0.00	1,000.48	88
30700	Communication	0.00	1,500.00	108.19	808.72	691.28	0.00	0.00	100
30800	Consultants	40,000.00	40,000.00	3,000.00	6,000.00	0.00	0.00	34,000.00	15
33600	Maint & Repair-Equipment	2,000.00	0.00	0.00	0.00	0.00	0.00	0.00	0
39900	Other Contracted Services	0.00	3,000.00	0.00	1,988.00	0.00	0.00	1,012.00	66
43200	Library Books/Media	93,000.00	93,000.00	4,361.76	82,237.24	3,861.97	0.00	6,900.79	93
49900	Other Supplies & Materials	10,800.00	11,535.00	508.68	9,932.50	757.65	0.00	844.85	93
52400	In-Service/Staff Development	25,000.00	22,000.00	0.00	8,068.17	0.00	0.00	13,931.83	37
59900	Other Charges	16,000.00	16,000.00	1,000.00	12,994.49	0.00	0.00	3,005.51	81
79000	Other Equipment	15,000.00	15,000.00	4,116.00	14,841.04	0.00	0.00	158.96	99
TOTALS:	Function: 72210 - Regular Instruction Program Support	2,035,250.00	2,033,827.00	171,319.76	1,697,851.01	5,310.90	0.00	330,665.09	84

COLLIERVILLE SCHOOLS

Report Code: BAT_GL_TEMPLATE

BATCH QUEUE ID 495433

FOR MAY, 2022

FUNCTION : 72215 - ALTERNATIVE INSTRUCTION PROGRAM SUPPORT

OBJECT	DESCRIPTION	BUDGET AMOUNT	ADJUSTED BUDGET	CURRENT ACTIVITY	YTD ACTIVITY	ENCUMBRANCE	REQUISITION	UNENCUMBERED BALANCE	PERCENT ENCMBRD
52400	In-Service/Staff Development	2,553.00	2,553.00	0.00	0.00	0.00	0.00	2,553.00	0
TOTALS:	Function: 72215 - Alternative Instruction Program Support	2,553.00	2,553.00	0.00	0.00	0.00	0.00	2,553.00	0

COLLIERVILLE SCHOOLS

EXPENSES BY FUNCTION

Report Code: BAT_GL_TEMPLATE

BATCH QUEUE ID 495433

FOR MAY, 2022

Page: 10 of 23

06/13/2022

11:41:54 AM

FUNCTION : 72220 - SPECIAL EDUCATION PROGRAM SUPPORT

OBJECT	DESCRIPTION	BUDGET AMOUNT	ADJUSTED BUDGET	CURRENT ACTIVITY	YTD ACTIVITY	ENCUMBRANCE	REQUISITION	UNENCUMBERED BALANCE	PERCENT ENCMBRD
10500	Supervisor/Director	186,075.00	258,476.00	22,921.21	237,832.32	0.00	0.00	20,643.68	92
11700	Career Ladder	4,000.00	1,000.00	500.00	1,000.00	0.00	0.00	0.00	100
12400	Psychological Personnel	338,652.00	338,652.00	26,050.16	298,743.65	0.00	0.00	39,908.35	88
16200	Clerical Personnel	353,256.00	372,774.00	34,051.27	348,810.94	0.00	0.00	23,963.06	94
18902	OTPT	413,952.00	413,952.00	28,894.76	340,160.65	0.00	0.00	73,791.35	82
18903	Physical Therapist	81,168.00	81,168.00	6,243.69	68,680.62	0.00	0.00	12,487.38	85
18905	Behavior Learning Coach	78,233.00	26,678.00	0.00	26,677.50	0.00	0.00	0.50	100
20100	Social Security	90,231.00	92,547.00	6,651.40	75,134.42	0.00	0.00	17,412.58	81
20400	State Retirement	146,390.00	150,058.00	10,463.38	116,779.13	0.00	0.00	33,278.87	78
20600	Life Insurance	3,500.00	3,500.00	447.20	4,400.95	0.00	0.00	-900.95	126
20700	Medical Insurance	129,768.00	135,000.00	21,072.62	180,582.96	0.00	0.00	-45,582.96	134
21200	Employer Medicare	21,101.00	21,643.00	1,555.57	17,749.90	0.00	0.00	3,893.10	82
21700	Retirement - Hybrid Stabilization	9,400.00	10,358.00	942.30	9,627.04	0.00	0.00	730.96	93
30800	Consultants	20,000.00	20,000.00	660.50	8,581.08	0.00	0.00	11,418.92	43
35500	Travel	4,000.00	4,000.00	281.44	1,918.19	0.00	0.00	2,081.81	48
39900	Other Contracted Services	96,000.00	177,670.00	8,895.00	98,295.00	0.00	0.00	79,375.00	55
49900	Other Supplies & Materials	7,900.00	7,900.00	0.00	7,695.00	0.00	0.00	205.00	97
52400	In-Service/Staff Development	15,000.00	13,000.00	200.00	2,710.95	0.00	0.00	10,289.05	21
59900	Other Charges	345.00	2,345.00	0.00	1,000.00	0.00	0.00	1,345.00	43
79000	Other Equipment	20,000.00	20,000.00	0.00	10,052.88	0.00	0.00	9,947.12	50
TOTALS:	Function: 72220 - Special Education Program Support	2,018,971.00	2,150,721.00	169,830.50	1,856,433.18	0.00	0.00	294,287.82	86

COLLIERVILLE SCHOOLS

EXPENSES BY FUNCTION

Report Code: BAT_GL_TEMPLATE

BATCH QUEUE ID 495433

FOR MAY, 2022

FUNCTION : 72250 - TECHNOLOGY

Page: 11 of 23
06/13/2022
11:41:54 AM

OBJECT	DESCRIPTION	BUDGET AMOUNT	ADJUSTED BUDGET	CURRENT ACTIVITY	YTD ACTIVITY	ENCUMBRANCE	REQUISITION	UNENCUMBERED BALANCE	PERCENT ENCMBRD
10500	Supervisor/Director	745,042.00	745,042.00	58,187.48	696,170.96	0.00	0.00	48,871.04	93
13800	Instru Computer Personnel	631,463.00	631,463.00	58,498.95	574,071.77	0.00	0.00	57,391.23	91
16200	Clerical Personnel	49,720.00	49,720.00	3,824.61	45,895.39	0.00	0.00	3,824.61	92
18900	Other Salaries & Wages	621,196.00	621,196.00	47,563.32	564,965.44	0.00	0.00	56,230.56	91
20100	Social Security	126,940.00	126,940.00	9,776.25	109,758.36	0.00	0.00	17,181.64	86
20400	State Retirement	204,433.00	204,433.00	14,683.57	162,888.90	0.00	0.00	41,544.10	80
20600	Life Insurance	6,200.00	6,200.00	618.42	6,159.04	0.00	0.00	40.96	99
20700	Medical Insurance	210,000.00	210,000.00	18,976.46	202,077.41	0.00	0.00	7,922.59	96
21200	Employer Medicare	29,688.00	29,688.00	2,286.39	25,669.05	0.00	0.00	4,018.95	86
21700	Retirement - Hybrid Stabilization	16,900.00	16,900.00	1,420.16	16,614.45	0.00	0.00	2,285.55	88
30700	Communication	105,000.00	119,000.00	6,127.36	92,062.87	0.00	0.00	26,937.13	77
30800	Consultants	79,700.00	79,700.00	4,500.00	70,379.00	0.00	0.00	9,321.00	88
33600	Maint & Repair-Equipment	100,000.00	100,000.00	10,081.57	93,094.62	3,881.93	0.00	3,023.45	97
35000	Internet Connectivity	487,200.00	473,200.00	24,931.80	228,469.40	42,143.41	0.00	202,587.19	57
35500	Travel	1,000.00	1,000.00	0.00	11.59	0.00	0.00	988.41	1
39900	Other Contracted Services	39,175.00	39,175.00	5,715.00	6,015.00	4,465.00	0.00	28,695.00	27
43500	Office Supplies	3,500.00	3,500.00	341.52	2,041.52	0.00	183.93	1,274.55	64
47000	Cabling	13,500.00	13,500.00	0.00	4,718.00	5,222.00	0.00	3,560.00	74
47100	Software	661,850.00	665,437.00	50,647.00	545,772.10	0.00	14,665.00	104,999.90	84
49900	Other Supplies & Materials	18,500.00	18,500.00	594.64	3,171.28	615.00	0.00	14,713.72	20
52400	In-Service/Staff Development	79,100.00	79,100.00	7,874.15	52,052.57	0.00	0.00	27,047.43	66
59900	Other Charges	87,600.00	103,600.00	0.00	96,838.20	0.00	0.00	6,761.80	93
70100	Administration Equipment	141,000.00	141,000.00	39,261.98	96,151.35	44,218.00	0.00	630.65	100
79000	Other Equipment	164,632.00	164,632.00	0.00	160,129.53	4,496.36	0.00	6.11	100
79010	Technology Replacement Equipment	5,000.00	5,000.00	0.00	4,992.00	0.00	0.00	8.00	100
TOTALS:	Function: 72250 - Technology	4,628,339.00	4,649,926.00	365,910.63	3,860,169.80	105,041.70	14,848.93	669,865.57	86

COLLIERVILLE SCHOOLS

EXPENSES BY FUNCTION

Report Code: BAT_GL_TEMPLATE

BATCH QUEUE ID 495433

FOR MAY, 2022

FUNCTION: 72310 - BOARD OF EDUCATION

Page: 12 of 23

06/13/2022

11:41:54 AM

OBJECT	DESCRIPTION	BUDGET AMOUNT	ADJUSTED BUDGET	CURRENT ACTIVITY	YTD ACTIVITY	ENCUMBRANCE	REQUISITION	UNENCUMBERED BALANCE	PERCENT ENCMBRD
18900	Other Salaries & Wages	26,300.00	26,300.00	2,256.19	24,444.81	0.00	0.00	1,855.19	93
20100	Social Security	1,631.00	1,631.00	139.90	1,515.80	0.00	0.00	115.20	93
20600	Life Insurance	7,200.00	7,200.00	816.14	6,366.90	0.00	0.00	833.10	88
20700	Medical Insurance	592,000.00	592,000.00	54,853.34	529,159.18	0.00	0.00	62,840.82	89
21200	Employer Medicare	381.00	381.00	32.70	354.40	0.00	0.00	26.60	93
21500	Contributions for OPEB	200,000.00	200,000.00	0.00	200,000.00	0.00	0.00	0.00	100
30500	Audit Services	67,850.00	67,850.00	12,000.00	76,500.00	0.00	0.00	350.00	100
32000	Dues & Memberships	8,400.00	8,400.00	0.00	8,228.00	0.00	0.00	172.00	98
33100	Legal Services	100,000.00	100,000.00	6,174.50	62,401.79	0.00	0.00	37,598.21	62
39900	Other Contracted Services	8,000.00	8,000.00	0.00	6,500.00	0.00	0.00	1,500.00	81
49900	Other Supplies & Materials	600.00	600.00	0.00	0.00	0.00	0.00	600.00	0
50500	Judgments	90,000.00	56,613.00	0.00	0.00	0.00	0.00	56,613.00	0
50600	Liability Insurance	115,649.00	135,649.00	0.00	132,958.00	0.00	0.00	2,691.00	98
50800	Premium on Corporate Surety Bonds	9,000.00	9,000.00	8,499.00	8,499.00	0.00	0.00	501.00	94
51300	On the Job Injuries	150,201.00	150,201.00	0.00	120,740.00	0.00	0.00	29,461.00	80
52400	In-Service/Staff Development	15,000.00	15,000.00	700.00	5,942.22	0.00	0.00	9,057.78	40
59900	Other Charges	522,069.00	522,069.00	128.26	518,145.22	0.00	0.00	3,923.78	99
TOTALS:	Function: 72310 - Board of Education	1,914,281.00	1,909,894.00	85,600.03	1,701,755.32	0.00	0.00	208,138.68	89

COLLIERVILLE SCHOOLS

EXPENSES BY FUNCTION

Report Code: BAT_GL_TEMPLATE

BATCH QUEUE ID 495433

FOR MAY, 2022

FUNCTION : 72320 - DIRECTOR OF SCHOOLS

Page: 13 of 23

06/13/2022

11:41:54 AM

OBJECT	DESCRIPTION	BUDGET AMOUNT	ADJUSTED BUDGET	CURRENT ACTIVITY	YTD ACTIVITY	ENCUMBRANCE	REQUISITION	UNENCUMBERED BALANCE	PERCENT ENCMBRD
10100	County Official/Administrative Officer	192,215.00	192,215.00	14,662.68	175,952.32	0.00	0.00	16,262.68	92
16100	Secretary(s)	68,916.00	68,916.00	5,449.76	64,629.71	0.00	0.00	4,286.29	94
18900	Other Salaries & Wages	15,000.00	15,000.00	0.00	0.00	0.00	0.00	15,000.00	0
20100	Social Security	17,120.00	17,120.00	1,181.72	10,841.31	0.00	0.00	6,278.69	63
20400	State Retirement	27,759.00	27,759.00	2,022.54	24,198.38	0.00	0.00	3,560.62	87
20600	Life Insurance	730.00	730.00	58.46	584.60	0.00	0.00	145.40	80
20700	Medical Insurance	29,994.00	29,994.00	2,356.36	23,563.60	0.00	0.00	6,430.40	79
21200	Employer Medicare	4,004.00	4,004.00	276.36	3,333.35	0.00	0.00	670.65	83
29900	Other Fringe Benefits	5,400.00	5,400.00	424.38	5,083.62	0.00	0.00	316.38	94
32000	Dues & Memberships	14,945.00	14,945.00	0.00	12,767.00	0.00	0.00	2,178.00	85
34800	Postal Charges	5,000.00	5,000.00	572.43	4,423.39	0.00	0.00	576.61	88
39900	Other Contracted Services	8,000.00	8,000.00	0.00	0.00	0.00	0.00	8,000.00	0
43500	Office Supplies	3,500.00	3,500.00	0.00	2,798.22	0.00	0.00	701.78	80
52400	In-Service/Staff Development	10,000.00	10,000.00	318.06	6,665.47	0.00	0.00	3,334.53	67
59900	Other Charges	41,475.00	41,475.00	60.00	36,183.35	0.00	0.00	5,291.65	87
70100	Administration Equipment	7,000.00	7,000.00	0.00	4,734.00	0.00	0.00	2,266.00	68
TOTALS:	Function: 72320 - Director of Schools	451,058.00	451,058.00	27,382.75	375,758.32	0.00	0.00	75,299.68	83

COLLIERVILLE SCHOOLS

EXPENSES BY FUNCTION

Report Code: BAT_GL_TEMPLATE

BATCH QUEUE ID 495433

FOR MAY, 2022

FUNCTION : 72410 - OFFICE OF THE PRINCIPAL

Page: 14 of 23

06/13/2022

11:41:54 AM

OBJECT	DESCRIPTION	BUDGET AMOUNT	ADJUSTED BUDGET	CURRENT ACTIVITY	YTD ACTIVITY	ENCUMBRANCE	REQUISITION	UNENCUMBERED BALANCE	PERCENT ENCMBRD
10401	Assistant Principals	2,107,973.00	2,107,973.00	151,517.95	1,745,663.42	0.00	0.00	362,309.58	83
10402	Elem/Md Principals	867,445.00	867,445.00	67,207.23	806,486.77	0.00	0.00	60,958.23	93
10403	HIGH SCHOOL PRINCIPAL	122,400.00	122,400.00	9,415.39	112,984.61	0.00	0.00	9,415.39	92
10405	HS Asst Principal 12 months	189,241.00	185,228.00	14,386.24	170,841.76	0.00	0.00	14,386.24	92
10406	CVA Principal	0.00	101,492.00	7,807.07	93,684.93	0.00	0.00	7,807.07	92
10409	CVA Asst Principal	0.00	97,591.00	7,526.21	90,064.79	0.00	0.00	7,526.21	92
11700	Career Ladder	7,000.00	7,000.00	3,000.00	6,000.00	0.00	0.00	1,000.00	86
16100	Secretary(s)	438,150.00	473,392.00	37,357.73	431,621.60	0.00	0.00	41,770.40	91
16200	Clerical Personnel	732,255.00	732,255.00	68,906.03	683,108.04	0.00	0.00	49,146.96	93
18900	Other Salaries & Wages	26,668.00	26,668.00	2,886.00	23,754.25	0.00	0.00	2,913.75	89
20100	Social Security	278,450.00	292,730.00	21,223.97	240,606.78	0.00	0.00	52,123.22	82
20400	State Retirement	428,883.00	471,665.00	35,550.28	401,426.52	0.00	0.00	70,238.48	85
20600	Life Insurance	15,957.00	15,957.00	1,336.82	13,547.07	0.00	0.00	2,409.93	85
20700	Medical Insurance	579,791.00	579,791.00	55,176.37	561,738.52	0.00	0.00	18,052.48	97
21200	Employer Medicare	65,121.00	68,461.00	4,963.70	56,271.26	0.00	0.00	12,189.74	82
21700	Retirement - Hybrid Stabilization	9,250.00	12,216.00	1,028.52	11,483.79	0.00	0.00	732.21	94
35500	Travel	7,300.00	8,005.00	0.00	7,410.00	0.00	0.00	595.00	93
52400	In-Service/Staff Development	76,000.00	76,000.00	0.00	21,592.11	0.00	0.00	54,407.89	28
TOTALS:	Function: 72410 - Office of the Principal	5,951,884.00	6,246,269.00	489,289.51	5,478,286.22	0.00	0.00	767,982.78	88

COLLIERVILLE SCHOOLS

EXPENSES BY FUNCTION

Report Code: BAT_GL_TEMPLATE

BATCH QUEUE ID 495433

FOR MAY, 2022

FUNCTION : 72510 - FISCAL SERVICES

Page: 15 of 23

06/13/2022

11:41:54 AM

OBJECT	DESCRIPTION	BUDGET AMOUNT	ADJUSTED BUDGET	CURRENT ACTIVITY	YTD ACTIVITY	ENCUMBRANCE	REQUISITION	UNENCUMBERED BALANCE	PERCENT ENCUMBR
10500	Supervisor/Director	123,435.00	125,256.00	9,635.07	115,620.93	0.00	0.00	9,635.07	92
11900	Accountants/Bookkeepers	204,527.00	267,109.00	19,290.51	258,279.46	0.00	0.00	8,829.54	97
16100	Secretary(s)	66,219.00	65,577.00	5,044.39	60,532.61	0.00	0.00	5,044.39	92
18900	Other Salaries & Wages	53,000.00	54,060.00	4,158.47	49,901.53	0.00	0.00	4,158.47	92
18906	Business Info Systems Specialist	67,886.00	69,249.00	5,326.81	63,921.71	0.00	0.00	5,327.29	92
18912	Other Salaries - Finance	0.00	2,000.00	0.00	1,500.00	0.00	0.00	500.00	75
20100	Social Security	32,000.00	36,038.00	2,582.51	32,978.80	0.00	0.00	3,059.20	92
20400	State Retirement	48,644.00	54,638.00	3,651.42	46,604.57	0.00	0.00	8,033.43	85
20600	Life Insurance	1,688.00	1,688.00	161.52	1,646.99	0.00	0.00	41.01	98
20700	Medical Insurance	54,000.00	54,000.00	3,940.14	40,733.68	0.00	0.00	13,266.32	75
21200	Employer Medicare	7,553.00	8,428.00	603.96	7,712.53	0.00	0.00	715.47	92
21700	Retirement - Hybrid Stabilization	3,000.00	4,978.00	355.66	4,332.31	0.00	0.00	645.69	87
32000	Dues & Memberships	3,485.00	3,485.00	0.00	945.00	0.00	0.00	2,540.00	27
35500	Travel	100.00	1,200.00	19.58	74.51	0.00	0.00	1,125.49	6
39900	Other Contracted Services	204,950.00	183,350.00	6,026.94	165,147.18	292.00	0.00	17,910.82	90
43500	Office Supplies	3,600.00	9,600.00	206.74	5,329.83	0.00	0.00	4,270.17	56
49900	Other Supplies & Materials	4,420.00	4,420.00	580.00	979.95	0.00	0.00	3,440.05	22
52400	In-Service/Staff Development	22,600.00	22,600.00	2,631.25	20,819.97	0.00	0.00	1,780.03	92
59900	Other Charges	400.00	400.00	0.00	42.00	0.00	0.00	358.00	11
70100	Administration Equipment	13,700.00	22,700.00	0.00	20,464.76	0.00	0.00	2,235.24	90
TOTALS:	Function: 72510 - Fiscal Services	915,207.00	990,776.00	64,214.97	897,568.32	292.00	0.00	92,915.68	91

COLLIERVILLE SCHOOLS

EXPENSES BY FUNCTION

Report Code: BAT_GL_TEMPLATE

BATCH QUEUE ID 495433

FOR MAY, 2022

FUNCTION : 72520 - HUMAN RESOURCES/PERSONNEL

Page: 16 of 23

06/13/2022

11:41:54 AM

OBJECT	DESCRIPTION	BUDGET AMOUNT	ADJUSTED BUDGET	CURRENT ACTIVITY	YTD ACTIVITY	ENCUMBRANCE	REQUISITION	UNENCUMBERED BALANCE	PERCENT ENCMBRD
10500	Supervisor/Director	282,827.00	227,221.00	17,485.24	209,735.76	0.00	0.00	17,485.24	92
16200	Clerical Personnel	49,584.00	49,584.00	3,679.26	18,133.41	0.00	0.00	31,450.59	37
18900	Other Salaries & Wages	0.00	0.00	0.00	3,838.16	0.00	0.00	-3,838.16	0
18907	Benefits Analyst	79,809.00	81,405.00	6,261.93	75,143.07	0.00	0.00	6,261.93	92
18909	Human Resources Technician	67,565.00	68,916.00	5,301.23	63,614.77	0.00	0.00	5,301.23	92
20100	Social Security	29,929.00	29,929.00	1,906.60	21,788.14	0.00	0.00	8,140.86	73
20400	State Retirement	47,837.00	47,837.00	3,151.72	36,057.52	0.00	0.00	11,779.48	75
20600	Life Insurance	1,100.00	1,100.00	126.48	1,174.77	0.00	0.00	-74.77	107
20700	Medical Insurance	40,000.00	40,000.00	2,868.40	28,684.00	0.00	0.00	11,316.00	72
21000	Unemployment Compensation	36,000.00	36,000.00	0.00	6,186.70	0.00	0.00	29,813.30	17
21200	Employer Medicare	7,000.00	7,000.00	445.90	5,095.65	0.00	0.00	1,904.35	73
21700	Retirement - Hybrid Stabilization	1,600.00	1,600.00	67.34	360.29	0.00	0.00	1,239.71	23
29900	Other Fringe Benefits	9,644.00	9,644.00	607.75	6,685.25	0.00	0.00	2,958.75	69
32000	Dues & Memberships	1,700.00	1,700.00	0.00	923.00	0.00	0.00	777.00	54
35500	Travel	500.00	500.00	23.52	144.04	0.00	0.00	355.96	29
39900	Other Contracted Services	63,064.00	61,464.00	7,283.73	27,664.38	0.00	0.00	33,799.62	45
41100	Data Processing Supplies	4,000.00	5,600.00	1,600.00	3,400.35	2,180.35	0.00	19.30	100
43500	Office Supplies	4,000.00	4,000.00	0.00	3,758.48	0.00	0.00	241.52	94
52400	In-Service/Staff Development	32,450.00	28,450.00	720.77	6,992.61	0.00	0.00	21,457.39	25
70100	Administration Equipment	8,500.00	12,500.00	2,075.24	11,433.52	0.00	0.00	1,066.48	91
TOTALS:	Function: 72520 - Human Resources/Personnel	767,109.00	714,450.00	53,605.11	530,813.87	2,180.35	0.00	181,455.78	75

COLLIERVILLE SCHOOLS

EXPENSES BY FUNCTION

Report Code: BAT_GL_TEMPLATE

BATCH QUEUE ID 495433

FOR MAY, 2022

FUNCTION : 72610 - OPERATION OF PLANT

Page: 17 of 23

06/13/2022

11:41:54 AM

OBJECT	DESCRIPTION	BUDGET AMOUNT	ADJUSTED BUDGET	CURRENT ACTIVITY	YTD ACTIVITY	ENCUMBRANCE	REQUISITION	UNENCUMBERED BALANCE	PERCENT ENCMBRD
16600	Custodial Personnel	588,109.00	588,109.00	46,537.25	546,954.78	0.00	0.00	41,154.22	93
20100	Social Security	36,462.00	36,462.00	2,557.88	30,439.04	0.00	0.00	6,022.96	83
20400	State Retirement	55,283.00	55,283.00	3,804.39	44,506.71	0.00	0.00	10,776.29	81
20600	Life Insurance	1,745.00	1,745.00	164.78	1,647.80	0.00	0.00	97.20	94
20700	Medical Insurance	108,948.00	108,948.00	11,626.85	119,926.55	0.00	0.00	-10,978.55	110
21200	Employer Medicare	8,528.00	8,528.00	598.21	7,118.91	0.00	0.00	1,409.09	83
21700	Retirement - Hybrid Stabilization	5,750.00	5,750.00	467.83	5,668.29	0.00	0.00	81.71	99
32800	Janitorial Services	2,500,000.00	2,500,000.00	173,816.92	1,738,887.20	0.00	0.00	761,112.80	70
39900	Other Contracted Services	441,500.00	441,500.00	21,881.94	281,456.66	4,635.00	0.00	155,408.34	65
41000	Custodial Supplies	25,000.00	25,000.00	0.00	17,484.44	1,303.48	0.00	6,212.08	75
41500	Electricity	2,135,000.00	2,135,000.00	134,629.73	1,608,384.88	0.00	0.00	526,615.12	75
49900	Other Supplies & Materials	10,000.00	10,000.00	0.00	0.00	0.00	0.00	10,000.00	0
50200	Building & Content Insurance	300,000.00	280,000.00	-8,832.00	212,250.00	0.00	0.00	67,750.00	76
52400	In-Service/Staff Development	1,000.00	1,000.00	0.00	0.00	0.00	0.00	1,000.00	0
59900	Other Charges	34,000.00	34,000.00	585.00	12,772.27	585.00	0.00	20,642.73	39
72000	Plant Operation Equipment	10,000.00	10,000.00	0.00	2,372.16	0.00	0.00	7,627.84	24
TOTALS:	Function: 72610 - Operation of Plant	6,261,325.00	6,241,325.00	387,838.78	4,629,869.69	6,523.48	0.00	1,604,931.83	74

COLLIERVILLE SCHOOLS

EXPENSES BY FUNCTION

Report Code: BAT_GL_TEMPLATE

BATCH QUEUE ID 495433
FOR MAY, 2022

FUNCTION : 72620 - MAINTENANCE OF PLANT

Page: 18 of 23
06/13/2022
11:41:54 AM

OBJECT	DESCRIPTION	BUDGET AMOUNT	ADJUSTED BUDGET	CURRENT ACTIVITY	YTD ACTIVITY	ENCUMBRANCE	REQUISITION	UNENCUMBERED BALANCE	PERCENT ENCMBRD
10500	Supervisor/Director	199,181.00	199,181.00	15,321.60	183,859.40	0.00	0.00	15,321.60	92
16100	Secretary(s)	54,152.00	54,152.00	4,165.53	49,986.47	0.00	0.00	4,165.53	92
16700	Maintenance Personnel	458,239.00	458,239.00	34,864.56	418,955.76	0.00	0.00	39,283.24	91
20100	Social Security	44,117.00	44,117.00	3,064.92	37,440.56	0.00	0.00	6,676.44	85
20400	State Retirement	66,888.00	66,888.00	3,989.96	47,921.23	0.00	0.00	18,966.77	72
20600	Life Insurance	1,519.00	1,519.00	199.00	1,990.00	0.00	0.00	-471.00	131
20700	Medical Insurance	92,600.00	92,600.00	10,111.06	101,110.60	0.00	0.00	-8,510.60	109
21200	Employer Medicare	10,318.00	10,318.00	716.80	8,756.37	0.00	0.00	1,561.63	85
21700	Retirement - Hybrid Stabilization	11,000.00	12,000.00	918.40	11,031.44	0.00	0.00	968.56	92
33500	Maint & Repair-Building	400,000.00	400,000.00	21,346.05	209,441.57	70,508.53	0.00	120,049.90	70
33600	Maint & Repair-Equipment	150,000.00	150,000.00	13,507.00	53,590.18	34,780.46	0.00	61,629.36	59
39900	Other Contracted Services	133,500.00	130,500.00	815.20	23,438.01	0.00	11,515.00	95,546.99	27
49900	Other Supplies & Materials	2,000.00	2,000.00	0.00	1,232.73	300.00	0.00	467.27	77
52400	In-Service/Staff Development	15,280.00	15,280.00	290.00	1,821.71	0.00	0.00	13,458.29	12
59900	Other Charges	8,000.00	11,000.00	327.00	8,908.13	17.50	0.00	2,074.37	81
70100	Administration Equipment	5,000.00	5,000.00	0.00	4,817.51	0.00	0.00	182.49	96
71700	Maintenance Equipment	60,000.00	60,000.00	616.02	18,520.85	33,642.26	0.00	7,836.89	87
TOTALS:	Function: 72620 - Maintenance of Plant	1,711,794.00	1,712,794.00	110,253.10	1,182,822.52	139,248.75	11,515.00	379,207.73	78

COLLIERVILLE SCHOOLS

EXPENSES BY FUNCTION

Report Code: BAT_GL_TEMPLATE

BATCH QUEUE ID 495433

FOR MAY, 2022

FUNCTION : 72710 - TRANSPORTATION

Page: 19 of 23

06/13/2022

11:41:54 AM

OBJECT	DESCRIPTION	BUDGET AMOUNT	ADJUSTED BUDGET	CURRENT ACTIVITY	YTD ACTIVITY	ENCUMBRANCE	REQUISITION	UNENCUMBERED BALANCE	PERCENT ENCMBRD
10500	Supervisor/Director	83,393.00	83,393.00	5,298.93	78,354.65	0.00	0.00	5,038.35	94
16200	Clerical Personnel	47,803.00	47,803.00	3,677.15	44,452.10	0.00	0.00	3,350.90	93
18900	Other Salaries & Wages	117,187.00	117,187.00	9,014.40	108,213.86	0.00	0.00	8,973.14	92
20100	Social Security	10,229.00	10,229.00	703.84	8,640.99	0.00	0.00	1,588.01	84
20400	State Retirement	15,509.00	15,509.00	1,094.48	13,167.41	0.00	0.00	2,341.59	85
20600	Life Insurance	700.00	700.00	49.66	496.60	0.00	0.00	203.40	71
20700	Medical Insurance	26,000.00	26,000.00	2,568.90	25,689.00	0.00	0.00	311.00	99
21200	Employer Medicare	3,602.00	3,602.00	241.43	3,156.98	0.00	0.00	445.02	88
21700	Retirement - Hybrid Stabilization	1,000.00	1,000.00	80.84	970.84	0.00	0.00	29.16	97
31200	Contracts w Private Agencies	4,108,671.00	4,108,671.00	248,937.66	2,050,761.81	0.00	0.00	2,057,909.19	50
35500	Travel	2,000.00	2,000.00	79.58	1,103.86	0.00	0.00	896.14	55
39900	Other Contracted Services	49,100.00	49,100.00	0.00	26,933.88	0.00	0.00	22,166.12	55
41200	Diesel Fuel	532,500.00	532,500.00	36,849.15	407,953.93	0.00	0.00	124,546.07	77
42500	Gasoline	17,000.00	17,000.00	244.20	10,169.96	0.00	0.00	6,830.04	60
49900	Other Supplies & Materials	1,200.00	1,200.00	0.00	543.97	14.00	0.00	642.03	46
52400	In-Service/Staff Development	3,300.00	1,300.00	0.00	78.40	0.00	0.00	1,221.60	6
59900	Other Charges	3,200.00	3,200.00	0.00	321.92	0.00	0.00	2,878.08	10
70100	Administration Equipment	2,000.00	4,000.00	2,748.00	3,691.87	0.00	0.00	308.13	92
TOTALS:	Function: 72710 - Transportation	5,024,394.00	5,024,394.00	311,588.22	2,784,702.03	14.00	0.00	2,239,677.97	55

COLLIERVILLE SCHOOLS

EXPENSES BY FUNCTION

Report Code: BAT_GL_TEMPLATE

BATCH QUEUE ID 495433

FOR MAY, 2022

FUNCTION : 72810 - CENTRAL AND OTHER

Page: 20 of 23

06/13/2022

11:41:54 AM

OBJECT	DESCRIPTION	BUDGET AMOUNT	ADJUSTED BUDGET	CURRENT ACTIVITY	YTD ACTIVITY	ENCUMBRANCE	REQUISITION	UNENCUMBERED BALANCE	PERCENT ENCUMBRD
10500	Supervisor/Director	131,385.00	131,385.00	10,106.53	121,278.47	0.00	0.00	10,106.53	92
16100	Secretary(s)	49,283.00	49,283.00	3,791.01	45,651.37	0.00	0.00	3,631.63	93
18900	Other Salaries & Wages	162,811.00	162,811.00	12,467.56	142,466.10	0.00	0.00	20,344.90	88
20100	Social Security	21,296.00	21,296.00	1,552.00	18,328.71	0.00	0.00	2,967.29	86
20400	State Retirement	34,847.00	34,847.00	2,494.89	29,339.91	0.00	0.00	5,507.09	84
20600	Life Insurance	963.00	963.00	103.38	986.68	0.00	0.00	-23.68	102
20700	Medical Insurance	20,569.00	20,569.00	2,742.48	27,338.18	0.00	0.00	-6,769.18	133
21200	Employer Medicare	4,980.00	4,980.00	362.97	4,286.54	0.00	0.00	693.46	86
21700	Retirement - Hybrid Stabilization	1,200.00	1,200.00	109.10	1,152.53	0.00	0.00	47.47	96
35500	Travel	1,200.00	1,200.00	93.78	435.29	0.00	0.00	764.71	36
39900	Other Contracted Services	65,600.00	65,600.00	1,767.07	57,128.52	0.00	0.00	8,471.48	87
43500	Office Supplies	19,000.00	17,000.00	1,071.00	10,294.94	0.00	0.00	6,705.06	61
49900	Other Supplies & Materials	250.00	250.00	17.99	106.36	93.64	0.00	50.00	80
52400	In-Service/Staff Development	32,500.00	32,500.00	0.00	13,717.73	0.00	0.00	18,782.27	42
59900	Other Charges	33,500.00	72,986.00	13,071.96	62,609.07	0.00	0.00	10,376.93	86
70100	Administration Equipment	3,000.00	5,000.00	765.80	1,290.62	3,128.00	0.00	581.38	88
TOTALS:	Function: 72810 - Central and Other	582,384.00	621,870.00	50,517.52	536,411.02	3,221.64	0.00	82,237.34	87

COLLIERVILLE SCHOOLS

EXPENSES BY FUNCTION

Page: 21 of 23
 06/13/2022
 11:41:54 AM

Report Code: BAT_GL_TEMPLATE

BATCH QUEUE ID:495433

FOR MAY, 2022

FUNCTION : 76100 - REGULAR CAPITAL OUTLAY

OBJECT	DESCRIPTION	BUDGET AMOUNT	ADJUSTED BUDGET	CURRENT ACTIVITY	YTD ACTIVITY	ENCUMBRANCE	REQUISITION	UNENCUMBERED BALANCE	PERCENT ENCMBRD
30400	Architects	60,000.00	60,000.00	2,400.00	16,000.00	4,000.00	0.00	40,000.00	33
30800	Consultants	15,000.00	15,000.00	0.00	0.00	11,000.00	0.00	4,000.00	73
32100	Engineering Services	30,000.00	5,000.00	0.00	1,000.00	0.00	0.00	4,000.00	20
39900	Other Contracted Services	10,000.00	10,000.00	0.00	0.00	0.00	0.00	10,000.00	0
70700	Building Improvements	555,000.00	555,000.00	0.00	207,936.42	289,566.97	0.00	57,496.61	90
72400	Site Development	675,000.00	670,000.00	0.00	501,620.00	165,484.00	0.00	2,896.00	100
79900	Other Capital Outlay	85,000.00	2,744,707.00	0.00	2,667,268.57	0.00	0.00	77,438.43	97
TOTALS:	Function: 76100 - Regular Capital Outlay	1,430,000.00	4,059,707.00	2,400.00	3,393,824.99	470,050.97	0.00	195,831.04	95

COLLIERVILLE SCHOOLS

EXPENSES BY FUNCTION

Report Code: BAT_GL_TEMPLATE

BATCH QUEUE ID 495433

Page: 22 of 23
 06/13/2022
 11:41:54 AM

BUDGET AMOUNT	ADJUSTED BUDGET	CURRENT ACTIVITY	YTD ACTIVITY	ENCUMBRANCE	REQUISITION	UNENCUMBERED BALANCE	PERCENT ENCMBRD
93,191,592.00	98,474,887.00	6,961,074.06	80,021,866.61	792,098.90	27,363.93	17,633,557.56	82
GRAND TOTAL:							

SCHOOL NUTRITION

COLLIERVILLE SCHOOLS

REVENUE BY FUNC
BATCH QUEUE ID 495427
FOR MAY, 2022
FUNCTION 1ST: 4 -

Report Code: BAT_GL_TEMPLATE

FUNCTION	DESCRIPTION	BUDGET AMOUNT	ADJUSTED BUDGET	CURRENT ACTIVITY	YTD ACTIVITY	ENCUMBRANCE	REQUISITION	UNENCUMBERED BALANCE	PERCENT ENCMBRD
43521	Lunch Payments Children	1,102,650.00	0.00	0.00	0.00	0.00	0.00	0.00	0
43522	Lunch Payments Adults	57,498.00	37,498.00	1,030.00	17,715.00	0.00	0.00	19,783.00	47
43523	Income from Breakfast	63,270.00	0.00	0.00	0.00	0.00	0.00	0.00	0
43525	Ala Carte Sales	643,800.00	391,663.00	24,087.50	318,354.57	0.00	0.00	73,308.43	81
43990	Other Charges for Services	3,000.00	3,000.00	33.00	1,637.25	0.00	0.00	1,362.75	55
43992	CHS Catering Revenue	144,127.00	39,127.00	6,982.40	33,399.69	0.00	0.00	5,727.31	85
44990	Other Local Revenue	500.00	1,500.00	0.00	818.19	0.00	0.00	681.81	55
44995	Revenue - Contracted Food Service	70,000.00	0.00	0.00	0.00	0.00	0.00	0.00	0
46520	State Matching	19,900.00	21,900.00	0.00	19,936.96	0.00	0.00	1,963.04	91
47111	USDA School Lunch Program	600,000.00	3,495,463.00	309,679.65	3,323,650.19	0.00	0.00	171,812.81	95
47112	USDA Commodities	162,000.00	87,000.00	79,499.70	79,499.70	0.00	0.00	7,500.30	91
47113	Breakfast	90,000.00	578,445.00	65,651.23	585,872.54	0.00	0.00	-7,427.54	101
47114	USDA - Other	2,600.00	195,228.00	0.00	191,868.12	0.00	0.00	3,359.88	98
TOTALS:	Function: 4 -	2,959,345.00	4,850,824.00	486,963.48	4,572,752.21	0.00	0.00	278,071.79	94

COLLIERVILLE SCHOOLS

REVENUE BY FUNC

BATCH QUEUE ID 495427

Page: 2 of 3

06/13/2022

11:29:26 AM

Report Code: BAT_GL_TEMPLATE

BUDGET AMOUNT	ADJUSTED BUDGET	CURRENT ACTIVITY	YTD ACTIVITY	ENCUMBRANCE	REQUISITION	UNENCUMBERED BALANCE	PERCENT ENCMBRD
2,959,345.00	4,850,824.00	486,963.48	4,572,752.21	0.00	0.00	278,071.79	94
GRAND TOTAL:							

COLLIERVILLE SCHOOLS

EXPENSES BY FUNCTION

Report Code: BAT_GL_TEMPLATE

BATCH QUEUE ID 495429

FOR MAY, 2022

FUNCTION : 73100 - FOOD SERVICE

Page: 1 of 3
06/13/2022
11:32:59 AM

OBJECT	DESCRIPTION	BUDGET AMOUNT	ADJUSTED BUDGET	CURRENT ACTIVITY	YTD ACTIVITY	ENCUMBRANCE	REQUISITION	UNENCUMBERED BALANCE	PERCENT ENCUMBRD
10500	Supervisor/Director	150,650.00	170,650.00	10,094.93	107,570.68	0.00	0.00	63,079.32	63
16200	Clerical Personnel	43,297.00	63,297.00	3,265.23	33,781.58	0.00	0.00	29,515.42	53
16501	Cafeteria Managers	277,462.00	297,462.00	26,465.60	253,841.71	0.00	0.00	43,620.29	85
16502	School Nutrition Technicians	337,575.00	352,575.00	36,753.75	332,883.75	0.00	0.00	19,691.25	94
19800	Sub Teachers-Non-Certified	10,000.00	25,000.00	965.00	7,965.00	0.00	0.00	17,035.00	32
20100	Social Security	48,476.00	63,476.00	4,528.67	42,795.86	0.00	0.00	20,680.14	67
20400	State Retirement	72,168.00	72,168.00	4,927.81	47,766.01	0.00	0.00	24,401.99	66
20600	Life Insurance	2,024.00	2,024.00	178.70	1,683.44	0.00	0.00	340.56	83
20700	Medical Insurance	145,756.00	145,756.00	8,865.40	92,246.98	0.00	0.00	53,509.02	63
21200	Employer Medicare	11,336.00	16,336.00	1,059.09	10,008.32	0.00	0.00	6,327.68	61
21700	Retirement - Hybrid Stabilization	2,701.00	10,951.00	548.67	4,861.31	0.00	0.00	6,089.69	44
33600	Maint & Repair-Equipment	38,000.00	38,000.00	0.00	3,725.90	0.00	0.00	34,274.10	10
35400	Transportation - Food	7,500.00	32,500.00	1,645.47	7,948.17	0.00	0.00	24,551.83	24
35500	Travel	1,000.00	1,000.00	69.15	303.08	0.00	0.00	696.92	30
39900	Other Contracted Services	40,000.00	161,325.00	7,692.62	29,434.95	3,360.00	0.00	128,530.05	20
39910	Contracted Food Service	900,000.00	1,115,000.00	111,826.34	857,972.29	0.00	0.00	257,027.71	77
42200	Food Supplies	600,000.00	1,325,000.00	100,893.12	850,306.31	8,045.56	0.00	466,648.13	65
43500	Office Supplies	2,000.00	27,000.00	0.00	4,611.22	0.00	0.00	22,388.78	17
46900	USDA Commodities	162,000.00	87,000.00	79,499.70	79,499.70	0.00	0.00	7,500.30	91
49900	Other Supplies & Materials	66,000.00	597,904.00	18,673.01	128,612.91	6,182.68	0.00	463,108.41	23
52400	In-Service/Staff Development	5,400.00	5,400.00	883.56	1,797.88	0.00	0.00	3,602.12	33
59900	Other Charges	2,000.00	7,000.00	-1,000.00	803.53	0.00	0.00	6,196.47	11
71000	Food Service Equipment	34,000.00	234,000.00	1,847.00	5,537.51	143,061.00	0.00	85,401.49	64
TOTALS:	Function: 73100 - Food Service	2,959,345.00	4,650,824.00	419,682.82	2,905,958.09	160,649.24	0.00	1,784,216.67	63

COLLIERVILLE SCHOOLS

EXPENSES BY FUNCTION

Report Code: BAT_GL_TEMPLATE

BATCH QUEUE ID 495429

Page: 2 of 3
06/13/2022
11:32:59 AM

BUDGET AMOUNT	ADJUSTED BUDGET	CURRENT ACTIVITY	YTD ACTIVITY	ENCUMBRANCE	REQUISITION	UNENCUMBERED BALANCE	PERCENT ENCUMBRD
2,959,345.00	4,850,824.00	419,682.82	2,905,958.09	160,649.24	0.00	1,784,216.67	63
GRAND TOTAL:							

FEDERAL PROGRAMS

COLLIERVILLE SCHOOLS

REVENUE BY FUNCTION

Report Code: BAT_GL_TEMPLATE

BATCH QUEUE ID 495413

FOR MAY, 2022

PROJECT : 0100 - CONSOLIDATED ADMINISTRATION

Page: 1 of 24

06/13/2022

10:58:09 AM

OBJECT	DESCRIPTION	BUDGET AMOUNT	ADJUSTED BUDGET	CURRENT ACTIVITY	YTD ACTIVITY	ENCUMBRANCE	REQUISITION	UNENCUMBERED BALANCE	PERCENT ENCMBRD
Function : 47590 - Other Federal Thru State									
00000	No Object Code Required	134,232.00	134,232.00	12,290.92	98,262.99	0.00	0.00	35,969.01	73
TOTALS:	Function: 47590 - Other Federal Thru State	134,232.00	134,232.00	12,290.92	98,262.99	0.00	0.00	35,969.01	73
TOTALS:	Project 0100 - CONSOLIDATED ADMINISTRATION	134,232.00	134,232.00	12,290.92	98,262.99	0.00	0.00	35,969.01	73

COLLIERVILLE SCHOOLS

REVENUE BY FUNCTION

Report Code: BAT_GL_TEMPLATE

BATCH QUEUE ID 495413

FOR MAY, 2022

PROJECT : 1000 - TITLE I

Page: 2 of 24
06/13/2022
10:58:09 AM

OBJECT	DESCRIPTION	BUDGET AMOUNT	ADJUSTED BUDGET	CURRENT ACTIVITY	YTD ACTIVITY	ENCUMBRANCE	REQUISITION	UNENCUMBERED BALANCE	PERCENT ENCMBRD
Function : 47141 - Title I-Grants to Local Edu Agen									
00000	No Object Code Required	1,679,422.00	2,979,157.40	298,551.42	1,383,510.58	0.00	0.00	1,595,646.82	46
TOTALS:	Function: 47141 - Title I- Grants to Local Edu Agen	1,679,422.00	2,979,157.40	298,551.42	1,383,510.58	0.00	0.00	1,595,646.82	46
TOTALS:	Project 1000 - TITLE I	1,679,422.00	2,979,157.40	298,551.42	1,383,510.58	0.00	0.00	1,595,646.82	46

COLLIERVILLE SCHOOLS

Page: 3 of 24
 06/13/2022
 10:58:09 AM

REVENUE BY FUNCTION

BATCH QUEUE ID 495413
 FOR MAY, 2022

Report Code: BAT_GL_TEMPLATE

PROJECT : 2000 - TITLE II

OBJECT	DESCRIPTION	BUDGET AMOUNT	ADJUSTED BUDGET	CURRENT ACTIVITY	YTD ACTIVITY	ENCUMBRANCE	REQUISITION	UNENCUMBERED BALANCE	PERCENT ENCMBRD
Function : 47189 - Title II - Professional Development									
00000	No Object Code Required	193,147.00	297,604.96	35,393.58	198,990.33	0.00	0.00	98,614.63	67
TOTALS:	Function: 47189 - Title II - Professional Development	193,147.00	297,604.96	35,393.58	198,990.33	0.00	0.00	98,614.63	67
TOTALS:	Project 2000 - TITLE II	193,147.00	297,604.96	35,393.58	198,990.33	0.00	0.00	98,614.63	67

COLLIERVILLE SCHOOLS

REVENUE BY FUNCTION

BATCH QUEUE ID 495413

FOR MAY, 2022

PROJECT : 3000 - TITLE III

Report Code: BAT_GL_TEMPLATE

OBJECT	DESCRIPTION	BUDGET AMOUNT	ADJUSTED BUDGET	CURRENT ACTIVITY	YTD ACTIVITY	ENCUMBRANCE	REQUISITION	UNENCUMBERED BALANCE	PERCENT ENCMBRD
Function : 47146 - English Language Acquisition Grants									
00000	No Object Code Required	40,363.77	67,621.84	148.23	7,218.74	0.00	0.00	60,403.10	11
TOTALS:	Function: 47146 - English Language Acquisition Grants	40,363.77	67,621.84	148.23	7,218.74	0.00	0.00	60,403.10	11
TOTALS:	Project: 3000 - TITLE III	40,363.77	67,621.84	148.23	7,218.74	0.00	0.00	60,403.10	11

COLLIERVILLE SCHOOLS

REVENUE BY FUNCTION

Report Code: BAT_GL_TEMPLATE

BATCH QUEUE ID 495413

FOR MAY, 2022

PROJECT : 3110 - TITLE III IMMIGRANT

Page: 5 of 24

06/13/2022

10:58:09 AM

OBJECT	DESCRIPTION	BUDGET AMOUNT	ADJUSTED BUDGET	CURRENT ACTIVITY	YTD ACTIVITY	ENCUMBRANCE	REQUISITION	UNENCUMBERED BALANCE	PERCENT ENCUMBERD
Function : 47146 - English Language Acquisition Grants									
00000	No Object Code Required	5,965.82	5,965.82	0.00	0.00	0.00	0.00	5,965.82	0
TOTALS:	Function: 47146 - English Language Acquisition Grants	5,965.82	5,965.82	0.00	0.00	0.00	0.00	5,965.82	0
TOTALS:	Project: 3110 - TITLE III IMMIGRANT	5,965.82	5,965.82	0.00	0.00	0.00	0.00	5,965.82	0

COLLIERVILLE SCHOOLS

Page: 6 of 24
 06/13/2022
 10:58:09 AM

REVENUE BY FUNCTION

BAT_GL_TEMPLATE
 BATCH QUEUE ID 495413
 FOR MAY, 2022
 PROJECT : 4000 - TITLE IV

Report Code: BAT_GL_TEMPLATE

OBJECT	DESCRIPTION	BUDGET AMOUNT	ADJUSTED BUDGET	CURRENT ACTIVITY	YTD ACTIVITY	ENCUMBRANCE	REQUISITION	UNENCUMBERED BALANCE	PERCENT ENCMBRD
Function : 47590 - Other Federal Thru State									
00000	No Object Code Required	138,281.48	138,410.00	20,954.79	86,575.94	0.00	0.00	51,834.06	63
TOTALS:	Function: 47590 - Other Federal Thru State	138,281.48	138,410.00	20,954.79	86,575.94	0.00	0.00	51,834.06	63
TOTALS:	Project: 4000 - Title IV	138,281.48	138,410.00	20,954.79	86,575.94	0.00	0.00	51,834.06	63

COLLIERVILLE SCHOOLS

Page: 7 of 24
 06/13/2022
 10:58:09 AM

REVENUE BY FUNCTION

BATCH QUEUE ID 495413
 FOR MAY, 2022

PROJECT : 7000 - ARP HOMELESS

Report Code: BAT_GL_TEMPLATE

OBJECT	DESCRIPTION	BUDGET AMOUNT	ADJUSTED BUDGET	CURRENT ACTIVITY	YTD ACTIVITY	ENCUMBRANCE	REQUISITION	UNENCUMBERED BALANCE	PERCENT ENCMBRD
Function : 47404 - ARP Homeless									
00000	No Object Code Required	44,321.62	48,040.93	0.00	427.50	0.00	0.00	47,613.43	1
TOTALS:	Function: 47404 - ARP Homeless	44,321.62	48,040.93	0.00	427.50	0.00	0.00	47,613.43	1
TOTALS:	Project 7000 - ARP Homeless	44,321.62	48,040.93	0.00	427.50	0.00	0.00	47,613.43	1

COLLIERVILLE SCHOOLS

REVENUE BY FUNCTION

Report Code: BAT_GL_TEMPLATE

BATCH QUEUE ID 495413

FOR MAY, 2022

PROJECT : 8005 - CARL PERKINS

Page: 8 of 24

06/13/2022

10:58:09 AM

OBJECT	DESCRIPTION	BUDGET AMOUNT	ADJUSTED BUDGET	CURRENT ACTIVITY	YTD ACTIVITY	ENCUMBRANCE	REQUISITION	UNENCUMBERED BALANCE	PERCENT ENCMBRD
Function : 47131 - Vocational Educ-Basic Grants to St									
00000	No Object Code Required	92,634.47	92,634.47	11,693.20	59,951.67	0.00	0.00	32,682.80	65
TOTALS:	Function: 47131 - Vocational Educ-Basic Grants to St	92,634.47	92,634.47	11,693.20	59,951.67	0.00	0.00	32,682.80	65
TOTALS:	Project: 8005 - Carl Perkins	92,634.47	92,634.47	11,693.20	59,951.67	0.00	0.00	32,682.80	65

COLLIERVILLE SCHOOLS

Page: 9 of 24
 06/13/2022
 10:58:09 AM

REVENUE BY FUNCTION

BAT_GL_TEMPLATE
 BATCH QUEUE ID 495413
 FOR MAY, 2022
 PROJECT : 8930 - IDEA PARTNERSHIP FOR SYSTEMIC CHANGE

OBJECT	DESCRIPTION	BUDGET AMOUNT	ADJUSTED BUDGET	CURRENT ACTIVITY	YTD ACTIVITY	ENCUMBRANCE	REQUISITION	UNENCUMBERED BALANCE	PERCENT ENCMBRD
Function : 47143 - Special Education - Grants to States									
00000	No Object Code Required	536.48	536.48	0.00	0.00	0.00	0.00	536.48	0
TOTALS:	Function: 47143 - Special Education - Grants to States	536.48	536.48	0.00	0.00	0.00	0.00	536.48	0
TOTALS:	Project: 8930 - IDEA PARTNERSHIP FOR SYSTEMIC CHANGE	536.48	536.48	0.00	0.00	0.00	0.00	536.48	0

COLLIERVILLE SCHOOLS

REVENUE BY FUNCTION

Report Code: BAT_GL_TEMPLATE

BATCH QUEUE ID 495413

FOR MAY, 2022

PROJECT : 9000 - IDEA PART B

Page: 10 of 24

06/13/2022

10:58:09 AM

OBJECT	DESCRIPTION	BUDGET AMOUNT	ADJUSTED BUDGET	CURRENT ACTIVITY	YTD ACTIVITY	ENCUMBRANCE	REQUISITION	UNENCUMBERED BALANCE	PERCENT ENCMBRD
Function - 47143 - Special Education - Grants to States									
00000	No Object Code Required	1,773,434.25	2,172,691.79	255,971.61	1,449,961.00	0.00	0.00	722,730.79	67
TOTALS:	Function: 47143 - Special Education - Grants to States	1,773,434.25	2,172,691.79	255,971.61	1,449,961.00	0.00	0.00	722,730.79	67
TOTALS:	Project: 9000 - IDEA PART B	1,773,434.25	2,172,691.79	255,971.61	1,449,961.00	0.00	0.00	722,730.79	67

COLLIERVILLE SCHOOLS

Page: 11 of 24
 06/13/2022
 10:58:09 AM

REVENUE BY FUNCTION

BATCH QUEUE ID 495413
 FOR MAY, 2022
 PROJECT : 9010 - ARP IDEA PART B

Report Code: BAT_GL_TEMPLATE

OBJECT	DESCRIPTION	BUDGET AMOUNT	ADJUSTED BUDGET	CURRENT ACTIVITY	YTD ACTIVITY	ENCUMBRANCE	REQUISITION	UNENCUMBERED BALANCE	PERCENT ENCMBRD
Function : 47402 - ARP IDEA Part B									
00000	No Object Code Required	396,592.24	396,592.24	22,032.29	117,419.24	0.00	0.00	279,173.00	30
TOTALS:	Function: 47402 - ARP IDEA Part B	396,592.24	396,592.24	22,032.29	117,419.24	0.00	0.00	279,173.00	30
TOTALS:	Project: 9010 - ARP IDEA PART B	396,592.24	396,592.24	22,032.29	117,419.24	0.00	0.00	279,173.00	30

COLLIERVILLE SCHOOLS

Page: 12 of 24
 06/13/2022
 10:58:09 AM

REVENUE BY FUNCTION

BATCH QUEUE ID 495413
 FOR MAY, 2022

Report Code: BAT_GL_TEMPLATE

PROJECT : 9100 - IDEA PRESCHOOL INCENTIVE

OBJECT	DESCRIPTION	BUDGET AMOUNT	ADJUSTED BUDGET	CURRENT ACTIVITY	YTD ACTIVITY	ENCUMBRANCE	REQUISITION	UNENCUMBERED BALANCE	PERCENT ENCMBRD
Function : 47145 - Special Education Preschool Grants									
00000	No Object Code Required	32,849.00	47,478.54	2,974.69	12,585.05	0.00	0.00	34,893.49	27
TOTALS:	Function: 47145 - Special Education Preschool Grants	32,849.00	47,478.54	2,974.69	12,585.05	0.00	0.00	34,893.49	27
TOTALS:	Project 9100 - IDEA PRESCHOOL INCENTIVE	32,849.00	47,478.54	2,974.69	12,585.05	0.00	0.00	34,893.49	27

COLLIERVILLE SCHOOLS

Page: 13 of 24
 06/13/2022
 10:58:09 AM

Report Code: BAT_GL_TEMPLATE

REVENUE BY FUNCTION

BATCH QUEUE ID 495413

FOR MAY, 2022

PROJECT : 9110 - ARP IDEA PRESCHOOL

OBJECT	DESCRIPTION	BUDGET AMOUNT	ADJUSTED BUDGET	CURRENT ACTIVITY	YTD ACTIVITY	ENCUMBRANCE	REQUISITION	UNENCUMBERED BALANCE	PERCENT ENCMBRD
Function : 47403 - ARP IDEA Preschool									
0000	No Object Code Required	31,476.51	31,476.51	0.00	29,641.89	0.00	0.00	1,834.62	94
TOTALS:	Function: 47403 - ARP IDEA Preschool	31,476.51	31,476.51	0.00	29,641.89	0.00	0.00	1,834.62	94
TOTALS:	Project: 9110 - ARP IDEA PRESCHOOL	31,476.51	31,476.51	0.00	29,641.89	0.00	0.00	1,834.62	94

COLLIERVILLE SCHOOLS

Page: 14 of 24
 06/13/2022
 10:58:09 AM

REVENUE BY FUNCTION

BATCH QUEUE ID 495413
 FOR MAY, 2022
 PROJECT : 9310 - ESSER GRANT

Report Code: BAT_GL_TEMPLATE

OBJECT	DESCRIPTION	BUDGET AMOUNT	ADJUSTED BUDGET	CURRENT ACTIVITY	YTD ACTIVITY	ENCUMBRANCE	REQUISITION	UNENCUMBERED BALANCE	PERCENT ENCMBRD
Function : 47301 - ESSER Grant									
00000	No Object Code Required	81,751.30	81,751.30	6,042.34	35,268.73	0.00	0.00	46,482.57	43
TOTALS:	Function: 47301 - ESSER Grant	81,751.30	81,751.30	6,042.34	35,268.73	0.00	0.00	46,482.57	43
TOTALS:	Project 9310 - ESSER GRANT	81,751.30	81,751.30	6,042.34	35,268.73	0.00	0.00	46,482.57	43

COLLIERVILLE SCHOOLS

REVENUE BY FUNCTION

Report Code: BAT_GL_TEMPLATE

BATCH QUEUE ID 495413

FOR MAY, 2022

PROJECT : 9350 - ESSER GRANT 2.0

OBJECT	DESCRIPTION	BUDGET AMOUNT	ADJUSTED BUDGET	CURRENT ACTIVITY	YTD ACTIVITY	ENCUMBRANCE	REQUISITION	UNENCUMBERED BALANCE	PERCENT ENCMBRD
Function : 47307 - ESSER 2.0									
00000	No Object Code Required	6,350,734.96	6,350,734.96	46,457.00	5,005,840.56	0.00	0.00	1,344,894.40	79
TOTALS:	Function: 47307 - ESSER 2.0	6,350,734.96	6,350,734.96	46,457.00	5,005,840.56	0.00	0.00	1,344,894.40	79
TOTALS:	Project: 9350 - ESSER GRANT 2.0	6,350,734.96	6,350,734.96	46,457.00	5,005,840.56	0.00	0.00	1,344,894.40	79

COLLIERVILLE SCHOOLS

Page: 16 of 24
 06/13/2022
 10:58:09 AM

REVENUE BY FUNCTION

BATCH QUEUE ID 495413
 FOR MAY, 2022
 PROJECT : 9360 - ESSER GRANT 3.0

Report Code: BAT_GL_TEMPLATE

OBJECT	DESCRIPTION	BUDGET AMOUNT	ADJUSTED BUDGET	CURRENT ACTIVITY	YTD ACTIVITY	ENCUMBRANCE	REQUISITION	UNENCUMBERED BALANCE	PERCENT ENCMBRD
Function : 47401 - ESSER 3.0									
00000	No Object Code Required	16,014,595.45	16,014,595.45	182,076.92	2,346,407.67	0.00	0.00	13,668,187.78	15
TOTALS:	Function: 47401 - ESSER 3.0	16,014,595.45	16,014,595.45	182,076.92	2,346,407.67	0.00	0.00	13,668,187.78	15
TOTALS:	Project: 9360 - ESSER GRANT 3.0	16,014,595.45	16,014,595.45	182,076.92	2,346,407.67	0.00	0.00	13,668,187.78	15

COLLIERVILLE SCHOOLS

REVENUE BY FUNCTION

Report Code: BAT_GL_TEMPLATE

BATCH QUEUE ID 495413

FOR MAY, 2022

PROJECT : 9370 - INNOVATIVE HIGH SCHOOLS GRANT

OBJECT	DESCRIPTION	BUDGET AMOUNT	ADJUSTED BUDGET	CURRENT ACTIVITY	YTD ACTIVITY	ENCUMBRANCE	REQUISITION	UNENCUMBERED BALANCE	PERCENT ENCMBRD
Function : 47310 - Innovative High School Grant									
00000	No Object Code Required	2,000,000.00	2,000,000.00	229,374.00	372,934.45	0.00	0.00	1,627,065.55	19
TOTALS:	Function: 47310 - Innovative High School Grant	2,000,000.00	2,000,000.00	229,374.00	372,934.45	0.00	0.00	1,627,065.55	19
TOTALS:	Project: 9370 - Innovative High Schools Grant	2,000,000.00	2,000,000.00	229,374.00	372,934.45	0.00	0.00	1,627,065.55	19

COLLIERVILLE SCHOOLS

REVENUE BY FUNCTION
BATCH QUEUE ID 495413
FOR MAY, 2022

Report Code: BAT_GL_TEMPLATE

PROJECT : 9380 - TN ALL CORPS GRANT

OBJECT	DESCRIPTION	BUDGET AMOUNT	ADJUSTED BUDGET	CURRENT ACTIVITY	YTD ACTIVITY	ENCUMBRANCE	REQUISITION	UNENCUMBERED BALANCE	PERCENT ENCMBRD
Function : 47401 - ESSER 3.0									
00000	No Object Code Required	490,000.00	490,000.00	275,458.80	360,392.63	0.00	0.00	129,607.37	74
TOTALS:	Function: 47401 - ESSER 3.0	490,000.00	490,000.00	275,458.80	360,392.63	0.00	0.00	129,607.37	74
TOTALS:	Project: 9380 - TN ALL CORPS GRANT	490,000.00	490,000.00	275,458.80	360,392.63	0.00	0.00	129,607.37	74

COLLIERVILLE SCHOOLS

Page: 19 of 24
 06/13/2022
 10:58:09 AM

REVENUE BY FUNCTION
 BATCH QUEUE ID 495413
 FOR MAY, 2022

Report Code: BAT_GL_TEMPLATE

PROJECT : 9380 - FISCAL PRE-MONITORING SUPPORTS GRANT

OBJECT	DESCRIPTION	BUDGET AMOUNT	ADJUSTED BUDGET	CURRENT ACTIVITY	YTD ACTIVITY	ENCUMBRANCE	REQUISITION	UNENCUMBERED BALANCE	PERCENT ENCMBRD
Function : 47307 - ESSER 2.0									
00000	No Object Code Required	46,200.00	46,200.00	0.00	0.00	0.00	0.00	46,200.00	0
TOTALS:	Function: 47307 - ESSER 2.0	46,200.00	46,200.00	0.00	0.00	0.00	0.00	46,200.00	0
TOTALS:	Project 9380 - Fiscal Pre-Monitoring Supports Grant	46,200.00	46,200.00	0.00	0.00	0.00	0.00	46,200.00	0

COLLIERVILLE SCHOOLS

Page: 20 of 24
 06/13/2022
 10:58:09 AM

Report Code: BAT_GL_TEMPLATE

REVENUE BY FUNCTION
 BATCH QUEUE ID 495413
 FOR MAY, 2022

PROJECT : 9410 - EPIDEMIOLOGY AND LABORATORY CAPACITY GRANT

OBJECT	DESCRIPTION	BUDGET AMOUNT	ADJUSTED BUDGET	CURRENT ACTIVITY	YTD ACTIVITY	ENCUMBRANCE	REQUISITION	UNENCUMBERED BALANCE	PERCENT ENCMBRD
Function : 47590 - Other Federal Thru State									
00000	No Object Code Required	2,492,699.69	2,492,699.69	80,152.51	709,519.71	0.00	0.00	1,783,179.98	28
TOTALS:	Function: 47590 - Other Federal Thru State	2,492,699.69	2,492,699.69	80,152.51	709,519.71	0.00	0.00	1,783,179.98	28
TOTALS:	Project: 9410 - Epidemiology and Laboratory Capacity Grant	2,492,699.69	2,492,699.69	80,152.51	709,519.71	0.00	0.00	1,783,179.98	28

COLLIERVILLE SCHOOLS

Page: 21 of 24
 06/13/2022
 10:58:09 AM

Report Code: BAT_GL_TEMPLATE

REVENUE BY FUNCTION
 BATCH QUEUE ID 495413
 FOR MAY, 2022

PROJECT : 9510 - EARLY LITERACY NETWORK GRANT

OBJECT	DESCRIPTION	BUDGET AMOUNT	ADJUSTED BUDGET	CURRENT ACTIVITY	YTD ACTIVITY	ENCUMBRANCE	REQUISITION	UNENCUMBERED BALANCE	PERCENT ENCUMBRD
Function : 47309 - Early Literacy Networks									
00000	No Object Code Required	80,000.00	80,000.00	0.00	0.00	0.00	0.00	80,000.00	0
TOTALS:	Function: 47309 - Early Literacy Networks	80,000.00	80,000.00	0.00	0.00	0.00	0.00	80,000.00	0
TOTALS:	Project 9510 - Early Literacy Network Grant	80,000.00	80,000.00	0.00	0.00	0.00	0.00	80,000.00	0

COLLIERVILLE SCHOOLS

Page: 22 of 24
 06/13/2022
 10:58:09 AM

REVENUE BY FUNCTION

Report Code: BAT_GL_TEMPLATE

BATCH QUEUE ID 495413
 FOR MAY, 2022

PROJECT : 9520 - LITERACY TRAINING TEACHER STIPEND GRANT

OBJECT	DESCRIPTION	BUDGET AMOUNT	ADJUSTED BUDGET	CURRENT ACTIVITY	YTD ACTIVITY	ENCUMBRANCE	REQUISITION	UNENCUMBERED BALANCE	PERCENT ENCMBRD
Function : 47309 - Early Literacy Networks									
00000	No Object Code Required	1,000.00	1,000.00	0.00	1,000.00	0.00	0.00	0.00	100
TOTALS:	Function: 47309 - Early Literacy Networks	1,000.00	1,000.00	0.00	1,000.00	0.00	0.00	0.00	100
TOTALS:	Project: 9520 - Literacy Training Teacher Stipend Grant	1,000.00	1,000.00	0.00	1,000.00	0.00	0.00	0.00	100

COLLIERVILLE SCHOOLS

Page: 23 of 24
 06/13/2022
 10:58:09 AM

REVENUE BY FUNCTION
 BATCH QUEUE ID 495413

Report Code: BAT_GL_TEMPLATE

BUDGET AMOUNT	ADJUSTED BUDGET	CURRENT ACTIVITY	YTD ACTIVITY	ENCUMBRANCE	REQUISITION	UNENCUMBERED BALANCE	PERCENT ENCMBRD
32,120,238.04	33,969,424.38	1,479,572.30	12,275,908.68	0.00	0.00	21,693,515.70	36
GRAND TOTAL:							

COLLIERVILLE SCHOOLS

EXPENSES BY FUNCTION

Page: 1 of 30
06/13/2022
10:57:41 AM

Report Code: BAT_GL_TEMPLATE

BATCH QUEUE ID 495412

FOR MAY, 2022

PROJECT : 0100 - CONSOLIDATED ADMINISTRATION

OBJECT	DESCRIPTION	BUDGET AMOUNT	ADJUSTED BUDGET	CURRENT ACTIVITY	YTD ACTIVITY	ENCUMBRANCE	REQUISITION	UNENCUMBERED BALANCE	PERCENT ENCMBRD
Function : 72210 - Regular Instruction Program Support									
10500	Supervisor/Director	87,000.00	88,280.00	6,790.53	81,486.47	0.00	0.00	6,793.53	92
16100	Secretary(s)	21,670.00	4,999.00	0.00	4,998.66	0.00	0.00	0.34	100
20100	Social Security	6,740.00	6,820.00	418.82	5,340.74	0.00	0.00	1,479.26	78
20400	State Retirement	11,000.00	11,132.00	699.42	8,862.90	0.00	0.00	2,269.10	80
20600	Life Insurance	330.00	335.00	26.56	272.14	0.00	0.00	62.86	81
21200	Employer Medicare	1,580.00	1,600.00	97.94	1,248.94	0.00	0.00	351.06	78
49900	Other Supplies & Materials	3,456.00	1,939.00	323.00	323.00	0.00	0.00	1,616.00	17
52400	In-Service/Staff Development	0.00	16,671.00	0.00	2,202.88	0.00	0.00	14,468.12	13
TOTALS:	Function: 72210 - Regular Instruction Program Support	131,776.00	131,776.00	8,356.27	104,735.73	0.00	0.00	27,040.27	79
Function : 99100 - Transfers Out									
50400	Indirect Cost	2,456.00	2,456.00	167.13	2,050.66	0.00	0.00	405.34	83
TOTALS:	Function: 99100 - Transfers Out	2,456.00	2,456.00	167.13	2,050.66	0.00	0.00	405.34	83
TOTALS:	Project: 0100 - CONSOLIDATED ADMINISTRATION	134,232.00	134,232.00	8,523.40	106,786.39	0.00	0.00	27,445.61	80

COLLIERVILLE SCHOOLS

EXPENSES BY FUNCTION

Report Code: BAT_GL_TEMPLATE

BATCH QUEUE ID 495412

FOR MAY, 2022

PROJECT : 1000 - TITLE I

Page: 2 of 30
06/13/2022
10:57:41 AM

OBJECT	DESCRIPTION	BUDGET AMOUNT	ADJUSTED BUDGET	CURRENT ACTIVITY	YTD ACTIVITY	ENCUMBRANCE	REQUISITION	UNENCUMBERED BALANCE	PERCENT ENCMBRD
Function : 71100 - Regular Instruction Program									
11600	Teachers	435,000.00	389,810.00	24,754.62	286,434.44	0.00	0.00	103,375.56	73
16300	Educational Assistants	184,000.00	115,027.00	11,165.77	87,439.63	0.00	0.00	27,587.37	76
18900	Other Salaries & Wages	0.00	165,264.95	5,799.41	49,556.78	0.00	0.00	115,708.17	30
19500	Sub Teachers-Certified	0.00	15,649.26	0.00	0.00	0.00	0.00	15,649.26	0
20100	Social Security	39,000.00	42,668.08	2,434.12	24,691.77	0.00	0.00	17,976.31	58
20400	State Retirement	48,000.00	52,178.54	3,288.50	32,989.20	0.00	0.00	19,209.34	63
20600	Life Insurance	2,000.00	1,692.70	153.62	1,460.58	0.00	0.00	232.12	86
20700	Medical Insurance	80,000.00	65,828.55	5,098.84	54,928.88	0.00	0.00	10,899.67	83
21200	Employer Medicare	9,000.00	9,974.10	569.28	5,774.60	0.00	0.00	4,199.50	58
39900	Other Contracted Services	37,000.00	71,549.00	12,018.83	46,819.99	0.00	0.00	24,729.01	65
42900	Instructional Supplies & Materials	700.00	69,949.91	161.21	58,448.12	3,381.70	0.00	8,120.09	88
44900	Textbooks	0.00	20,500.00	0.00	0.00	0.00	0.00	20,500.00	0
49900	Other Supplies & Materials	4,451.84	106,117.82	13,295.17	56,076.75	1,428.44	0.00	48,612.63	54
59900	Other Charges	0.00	2,590.00	0.00	2,590.00	0.00	0.00	0.00	100
72200	Reg Inst Equipment	0.00	602,082.41	211,064.28	359,252.51	155,629.39	0.00	87,200.51	86
TOTALS:	Function: 71100 - Regular Instruction Program	839,151.84	1,730,882.32	289,803.65	1,066,443.25	160,439.53	0.00	503,999.54	71
Function : 71150 - Alternative Instruction Program									
18900	Other Salaries & Wages	56,000.00	59,739.00	4,595.31	52,846.04	0.00	0.00	6,892.96	88
20100	Social Security	3,500.00	3,703.82	287.14	3,298.57	0.00	0.00	405.25	89
20400	State Retirement	3,900.00	6,153.12	473.32	5,443.18	0.00	0.00	709.94	88
20600	Life Insurance	170.00	180.00	18.00	180.00	0.00	0.00	0.00	100
21200	Employer Medicare	806.00	866.22	67.16	771.51	0.00	0.00	94.71	89
42900	Instructional Supplies & Materials	0.00	7,000.00	0.00	0.00	0.00	0.00	7,000.00	0
49900	Other Supplies & Materials	0.00	6,323.50	0.00	0.00	0.00	0.00	6,323.50	0
TOTALS:	Function: 71150 - Alternative Instruction Program	64,376.00	83,985.66	5,440.93	62,539.30	0.00	0.00	21,428.36	74
Function : 72130 - Other Student Support									
12300	Guidance Personnel	0.00	48,581.00	3,621.37	21,728.22	0.00	0.00	26,852.78	45
13000	Social Workers	63,000.00	63,000.00	3,328.60	35,547.72	0.00	0.00	27,452.28	56
18900	Other Salaries & Wages	27,000.00	5,000.00	0.00	2,100.00	0.00	0.00	2,900.00	42

COLLIERVILLE SCHOOLS

EXPENSES BY FUNCTION

Report Code: BAT_GL_TEMPLATE

BATCH QUEUE ID 495412

FOR MAY, 2022

PROJECT : 1000 - TITLE I

Page: 3 of 30
06/13/2022
10:57:41 AM

OBJECT	DESCRIPTION	BUDGET AMOUNT	ADJUSTED BUDGET	CURRENT ACTIVITY	YTD ACTIVITY	ENCUMBRANCE	REQUISITION	UNENCUMBERED BALANCE	PERCENT ENCMBRD
20100	Social Security	5,055.00	7,228.02	405.76	3,532.91	0.00	0.00	3,695.11	49
20400	State Retirement	6,425.00	8,359.36	492.50	4,218.97	0.00	0.00	4,140.39	50
20600	Life Insurance	189.00	334.74	34.80	218.25	0.00	0.00	116.49	65
20700	Medical Insurance	6,900.00	9,000.00	1,371.24	8,227.44	0.00	0.00	772.56	91
21200	Employer Medicare	1,300.00	1,691.92	94.90	826.23	0.00	0.00	865.69	49
32200	Evaluation & Testing	122,700.00	0.00	0.00	0.00	0.00	0.00	0.00	0
35500	Travel	0.00	505.71	52.21	129.59	0.00	0.00	376.12	26
39900	Other Contracted Services	0.00	11,000.00	1,260.00	7,470.00	0.00	0.00	3,530.00	68
TOTALS:	Function: 72130 - Other Student Support	232,569.00	154,700.75	10,661.38	83,999.33	0.00	0.00	70,701.42	54
Function : 72210 - Regular Instruction Program Support									
16200	Clerical Personnel	40,000.00	32,376.64	2,290.80	29,699.27	0.00	0.00	2,677.37	92
18900	Other Salaries & Wages	325,336.00	442,598.00	21,982.53	270,860.74	0.00	0.00	171,737.26	61
20100	Social Security	22,628.00	29,448.67	1,303.42	16,674.17	0.00	0.00	12,774.50	57
20400	State Retirement	37,199.00	37,298.25	2,428.44	29,810.62	0.00	0.00	7,487.63	80
20600	Life Insurance	1,249.00	955.35	95.72	957.20	0.00	0.00	-1.85	100
20700	Medical Insurance	51,220.00	62,317.00	6,209.88	61,113.68	0.00	0.00	1,203.32	98
21200	Employer Medicare	5,300.00	6,887.13	304.82	3,899.57	0.00	0.00	2,987.56	57
49900	Other Supplies & Materials	0.00	112,361.55	28,135.21	55,074.23	0.00	0.00	57,287.32	49
49901	Other Supplies & Materials - Set Aside	20,633.54	20,633.54	0.00	0.00	0.00	0.00	20,633.54	0
52400	In-Service/Staff Development	0.00	209,400.00	22,155.93	68,297.03	0.00	0.00	141,102.97	33
TOTALS:	Function: 72210 - Regular Instruction Program Support	503,565.54	954,276.13	84,906.75	536,386.51	0.00	0.00	417,889.62	56
Function : 72710 - Transportation									
39900	Other Contracted Services	0.00	12,190.00	747.95	1,859.19	0.00	0.00	10,330.81	15
TOTALS:	Function: 72710 - Transportation	0.00	12,190.00	747.95	1,859.19	0.00	0.00	10,330.81	15
Function : 99100 - Transfers Out									
50400	Indirect Cost	39,759.62	43,142.54	3,521.50	27,365.16	0.00	0.00	15,777.38	63
TOTALS:	Function: 99100 - Transfers Out	39,759.62	43,142.54	3,521.50	27,365.16	0.00	0.00	15,777.38	63
TOTALS:	Project: 1000 - TITLE I	1,679,422.00	2,979,157.40	395,082.16	1,778,592.74	160,439.53	0.00	1,040,125.13	65

COLLIERVILLE SCHOOLS

EXPENSES BY FUNCTION

Report Code: BAT_GL_TEMPLATE

BATCH QUEUE ID 495412

FOR MAY, 2022

PROJECT : 2000 - TITLE II

Page: 4 of 30
06/13/2022
10:57:41 AM

OBJECT	DESCRIPTION	BUDGET AMOUNT	ADJUSTED BUDGET	CURRENT ACTIVITY	YTD ACTIVITY	ENCUMBRANCE	REQUISITION	UNENCUMBERED BALANCE	PERCENT ENCMBRD
Function : 72210 - Regular Instruction Program Support									
18900	Other Salaries & Wages	90,500.00	90,500.00	6,953.23	83,438.77	0.00	0.00	7,061.23	92
20100	Social Security	5,650.00	5,650.00	355.54	4,382.04	0.00	0.00	1,267.96	78
20400	State Retirement	9,350.00	9,350.00	716.18	8,594.16	0.00	0.00	755.84	92
20600	Life Insurance	275.00	275.00	27.16	271.60	0.00	0.00	3.40	99
20700	Medical Insurance	16,710.00	16,710.00	1,670.74	16,707.40	0.00	0.00	2.60	100
21200	Employer Medicare	1,325.00	1,325.00	83.15	1,024.81	0.00	0.00	300.19	77
49900	Other Supplies & Materials	2,500.00	2,580.00	0.00	0.00	0.00	0.00	2,580.00	0
52400	In-Service/Staff Development	63,147.84	165,379.57	-20,000.00	70,475.78	4,177.00	0.00	90,726.79	45
TOTALS:	Function: 72210 - Regular Instruction Program Support	189,457.84	291,769.57	-10,194.00	184,894.56	4,177.00	0.00	102,698.01	65
Function : 99100 - Transfers Out									
50400	Indirect Cost	3,689.16	5,835.39	0.00	3,901.77	0.00	0.00	1,933.62	67
TOTALS:	Function: 99100 - Transfers Out	3,689.16	5,835.39	0.00	3,901.77	0.00	0.00	1,933.62	67
TOTALS:	Project: 2000 - TITLE II	193,147.00	297,604.96	-10,194.00	188,796.33	4,177.00	0.00	104,631.63	65

COLLIERVILLE SCHOOLS

EXPENSES BY FUNCTION

Page: 5 of 30
06/13/2022
10:57:41 AM

Report Code: BAT_GL_TEMPLATE

BATCH QUEUE ID 495412

FOR MAY, 2022

PROJECT : 3000 - TITLE III

OBJECT	DESCRIPTION	BUDGET AMOUNT	ADJUSTED BUDGET	CURRENT ACTIVITY	YTD ACTIVITY	ENCUMBRANCE	REQUISITION	UNENCUMBERED BALANCE	PERCENT ENCMBRD
Function : 72210 - Regular Instruction Program Support									
18900	Other Salaries & Wages	6,000.00	23,247.38	0.00	0.00	0.00	0.00	23,247.38	0
20100	Social Security	372.00	620.00	0.00	0.00	0.00	0.00	620.00	0
20400	State Retirement	640.00	717.00	0.00	0.00	0.00	0.00	717.00	0
21200	Employer Medicare	87.00	145.00	0.00	0.00	0.00	0.00	145.00	0
49900	Other Supplies & Materials	10,761.22	10,761.22	0.00	5,302.16	0.00	0.00	5,459.06	49
52400	In-Service/Staff Development	20,822.84	25,903.36	0.00	1,050.00	0.00	0.00	24,853.36	4
79000	Other Equipment	1,000.00	5,000.00	0.00	739.54	0.00	0.00	4,260.46	15
TOTALS:	Function: 72210 - Regular Instruction Program Support	39,683.06	66,393.96	0.00	7,091.70	0.00	0.00	59,302.26	11
Function : 99100 - Transfers Out									
50400	Indirect Cost	680.71	1,227.88	0.00	127.04	0.00	0.00	1,100.84	10
TOTALS:	Function: 99100 - Transfers Out	680.71	1,227.88	0.00	127.04	0.00	0.00	1,100.84	10
TOTALS:	Project: 3000 - TITLE III	40,363.77	67,621.84	0.00	7,218.74	0.00	0.00	60,403.10	11

COLLIERVILLE SCHOOLS

EXPENSES BY FUNCTION

Report Code: BAT_GL_TEMPLATE

BATCH QUEUE ID 495412

FOR MAY, 2022

PROJECT : 3110 - TITLE III IMMIGRANT

Page: 6 of 30

06/13/2022

10:57:41 AM

OBJECT	DESCRIPTION	BUDGET AMOUNT	ADJUSTED BUDGET	CURRENT ACTIVITY	YTD ACTIVITY	ENCUMBRANCE	REQUISITION	UNENCUMBERED BALANCE	PERCENT ENCMBRD
Function : 71150 - Alternative Instruction Program									
18900	Other Salaries & Wages	5,040.00	5,040.00	0.00	0.00	0.00	0.00	5,040.00	0
20100	Social Security	312.48	312.48	0.00	0.00	0.00	0.00	312.48	0
20400	State Retirement	540.26	540.26	0.00	0.00	0.00	0.00	540.26	0
21200	Employer Medicare	73.08	73.08	0.00	0.00	0.00	0.00	73.08	0
TOTALS:	Function: 71150 - Alternative Instruction Program	5,965.82	5,965.82	0.00	0.00	0.00	0.00	5,965.82	0
TOTALS:	Project: 3110 - TITLE III IMMIGRANT	5,965.82	5,965.82	0.00	0.00	0.00	0.00	5,965.82	0

COLLIERVILLE SCHOOLS

EXPENSES BY FUNCTION

BATCH QUEUE ID 495412
FOR MAY, 2022
PROJECT : 4000 - TITLE IV

Report Code: BAT_GL_TEMPLATE

OBJECT	DESCRIPTION	BUDGET AMOUNT	ADJUSTED BUDGET	CURRENT ACTIVITY	YTD ACTIVITY	ENCUMBRANCE	REQUISITION	UNENCUMBERED BALANCE	PERCENT ENCMBRD
Function : 71100 - Regular Instruction Program									
42900	Instructional Supplies & Materials	0.00	7,847.18	0.00	0.00	0.00	0.00	7,847.18	0
49900	Other Supplies & Materials	27,656.30	44,858.00	6,179.00	35,534.93	2,540.86	0.00	6,782.21	85
TOTALS:	Function: 71100 - Regular Instruction Program	27,656.30	52,705.18	6,179.00	35,534.93	2,540.86	0.00	14,629.39	72
Function : 72130 - Other Student Support									
49900	Other Supplies & Materials	0.00	7,500.00	0.00	5,684.54	0.00	0.00	1,815.46	76
TOTALS:	Function: 72130 - Other Student Support	0.00	7,500.00	0.00	5,684.54	0.00	0.00	1,815.46	76
Function : 72210 - Regular Instruction Program Support									
18900	Other Salaries & Wages	32,000.00	32,000.00	3,096.00	32,198.40	0.00	0.00	-198.40	101
20100	Social Security	1,984.00	1,984.00	178.02	1,900.71	0.00	0.00	83.29	96
20400	State Retirement	2,294.00	2,294.00	221.98	2,308.58	0.00	0.00	-14.58	101
20600	Life Insurance	96.00	96.00	10.36	103.60	0.00	0.00	-7.60	108
20700	Medical Insurance	6,900.00	6,900.00	685.62	4,799.34	0.00	0.00	2,100.66	70
21200	Employer Medicare	212.00	464.00	41.64	444.53	0.00	0.00	19.47	96
35500	Travel	0.00	200.00	9.44	173.37	0.00	0.00	26.63	87
49900	Other Supplies & Materials	0.00	30,000.00	0.00	9,950.00	0.00	0.00	20,050.00	33
52400	In-Service/Staff Development	67,139.18	4,266.82	0.00	3,900.00	0.00	0.00	366.82	91
TOTALS:	Function: 72210 - Regular Instruction Program Support	110,625.18	78,204.82	4,243.06	55,778.53	0.00	0.00	22,426.29	71
TOTALS:	Project: 4000 - Title IV	138,281.48	138,410.00	10,422.06	96,998.00	2,540.86	0.00	38,871.14	72

COLLIERVILLE SCHOOLS

EXPENSES BY FUNCTION

Report Code: BAT_GL_TEMPLATE

BATCH QUEUE ID 495412

FOR MAY, 2022

PROJECT : 7000 - ARP HOMELESS

Page: 8 of 30
06/13/2022
10:57:41 AM

OBJECT	DESCRIPTION	BUDGET AMOUNT	ADJUSTED BUDGET	CURRENT ACTIVITY	YTD ACTIVITY	ENCUMBRANCE	REQUISITION	UNENCUMBERED BALANCE	PERCENT ENCMBRD
Function : 71100 - Regular Instruction Program									
59900	Other Charges	0.00	500.00	498.00	498.00	0.00	0.00	2.00	100
TOTALS:	Function: 71100 - Regular Instruction Program	0.00	500.00	498.00	498.00	0.00	0.00	2.00	100
Function : 72130 - Other Student Support									
39900	Other Contracted Services	29,425.00	29,425.00	0.00	0.00	0.00	0.00	29,425.00	0
59900	Other Charges	3,200.00	6,419.31	0.00	427.50	0.00	0.00	5,991.81	7
TOTALS:	Function: 72130 - Other Student Support	32,625.00	35,844.31	0.00	427.50	0.00	0.00	35,416.81	1
Function : 72210 - Regular Instruction Program Support									
18900	Other Salaries & Wages	5,086.90	5,086.90	0.00	0.00	0.00	0.00	5,086.90	0
20100	Social Security	315.40	315.40	0.00	0.00	0.00	0.00	315.40	0
20400	State Retirement	523.95	523.95	0.00	0.00	0.00	0.00	523.95	0
21200	Employer Medicare	73.75	73.75	0.00	0.00	0.00	0.00	73.75	0
TOTALS:	Function: 72210 - Regular Instruction Program Support	6,000.00	6,000.00	0.00	0.00	0.00	0.00	6,000.00	0
Function : 72710 - Transportation									
39900	Other Contracted Services	5,696.62	5,696.62	0.00	0.00	0.00	0.00	5,696.62	0
TOTALS:	Function: 72710 - Transportation	5,696.62	5,696.62	0.00	0.00	0.00	0.00	5,696.62	0
TOTALS:	Project: 7000 - ARP Homeless	44,321.62	48,040.93	498.00	925.50	0.00	0.00	47,115.43	2

COLLIERVILLE SCHOOLS

EXPENSES BY FUNCTION

Report Code: BAT_GL_TEMPLATE

BATCH QUEUE ID 495412

FOR MAY, 2022

PROJECT : 8005 - CARL PERKINS

Page: 9 of 30

06/13/2022

10:57:41 AM

OBJECT	DESCRIPTION	BUDGET AMOUNT	ADJUSTED BUDGET	CURRENT ACTIVITY	YTD ACTIVITY	ENCUMBRANCE	REQUISITION	UNENCUMBERED BALANCE	PERCENT ENCMBRD
Function : 71300 - Vocational Education Program									
42900	Instructional Supplies & Materials	22,750.50	29,125.83	0.00	23,698.39	0.00	0.00	5,427.44	81
42903	Instructional Supplies & Materials - Consumables	3,000.00	1,867.57	0.00	1,867.57	0.00	0.00	0.00	100
49900	Other Supplies & Materials	30,000.00	28,509.50	750.00	18,924.50	0.00	0.00	9,585.00	66
73000	Vocational Equipment	994.13	1,685.97	226.10	1,685.97	0.00	0.00	0.00	100
TOTALS:	Function: 71300 - Vocational Education Program	56,744.63	61,188.87	976.10	46,176.43	0.00	0.00	15,012.44	75
Function : 72130 - Other Student Support									
39900	Other Contracted Services	8,000.00	8,000.00	6,795.16	6,795.16	0.00	0.00	1,204.84	85
52400	In-Service/Staff Development	8,839.84	6,859.68	98.00	6,039.36	0.00	0.00	820.32	88
52403	Carl Perkins Travel (CTSO)	10,526.89	10,526.89	5,664.00	10,186.00	0.00	0.00	340.89	97
TOTALS:	Function: 72130 - Other Student Support	27,366.73	25,386.57	12,557.16	23,020.52	0.00	0.00	2,366.05	91
Function : 72230 - Vocational Education Program Support									
52400	In-Service/Staff Development	6,000.00	4,270.00	1,050.23	4,191.31	0.00	0.00	78.69	98
59900	Other Charges	250.00	0.00	0.00	0.00	0.00	0.00	0.00	0
TOTALS:	Function: 72230 - Vocational Education Program Support	6,250.00	4,270.00	1,050.23	4,191.31	0.00	0.00	78.69	98
Function : 99100 - Transfers Out									
50400	Indirect Cost	2,273.11	1,789.03	287.15	1,434.05	0.00	0.00	354.98	80
TOTALS:	Function: 99100 - Transfers Out	2,273.11	1,789.03	287.15	1,434.05	0.00	0.00	354.98	80
TOTALS:	Project: 8005 - Carl Perkins	92,634.47	92,634.47	14,870.64	74,822.31	0.00	0.00	17,812.16	81

COLLIERVILLE SCHOOLS

EXPENSES BY FUNCTION
 BATCH QUEUE ID 495412
 FOR MAY, 2022

Report Code: BAT_GL_TEMPLATE

PROJECT : 8930 - IDEA PARTNERSHIP FOR SYSTEMIC CHANGE

OBJECT	DESCRIPTION	BUDGET AMOUNT	ADJUSTED BUDGET	CURRENT ACTIVITY	YTD ACTIVITY	ENCUMBRANCE	REQUISITION	UNENCUMBERED BALANCE	PERCENT ENCUMBRD
Function : 71200 - Special Education Program									
42900	Instructional Supplies & Materials	536.48	536.48	265.69	265.69	265.00	0.00	5.79	99
Function: 71200 - Special Education Program									
TOTALS:		536.48	536.48	265.69	265.69	265.00	0.00	5.79	99
Project: 8930 - IDEA PARTNERSHIP FOR SYSTEMIC CHANGE									
TOTALS:		536.48	536.48	265.69	265.69	265.00	0.00	5.79	99

COLLIERVILLE SCHOOLS

EXPENSES BY FUNCTION

BATCH QUEUE ID 495412

FOR MAY, 2022

PROJECT : 9000 - IDEA PART B

Page: 11 of 30
06/13/2022
10:57:41 AM

Report Code: BAT_GL_TEMPLATE

OBJECT	DESCRIPTION	BUDGET AMOUNT	ADJUSTED BUDGET	CURRENT ACTIVITY	YTD ACTIVITY	ENCUMBRANCE	REQUISITION	UNENCUMBERED BALANCE	PERCENT ENCMBRD
Function : 71200 - Special Education Program									
11600	Teachers	418,500.00	418,500.00	28,823.41	342,898.40	0.00	0.00	75,601.60	82
11630	TEACHERS-COMP ED	0.00	20,000.00	0.00	0.00	0.00	0.00	20,000.00	0
16300	Educational Assistants	607,100.00	607,100.00	55,046.08	546,446.06	0.00	0.00	60,653.94	90
16330	ED ASSISTANTS-COMP ED	0.00	12,892.00	0.00	0.00	0.00	0.00	12,892.00	0
18900	Other Salaries & Wages	35,330.00	0.00	0.00	0.00	0.00	0.00	0.00	0
18920	Other Salaries - CCEIS	140,000.00	140,000.00	10,039.92	110,439.16	0.00	0.00	29,560.84	79
20100	Social Security	63,491.04	61,449.90	4,622.67	49,006.78	0.00	0.00	12,443.12	80
20120	Social Security - CCEIS	10,830.00	10,830.00	578.57	6,377.46	0.00	0.00	4,452.54	59
20130	Social Security - Compensatory Ed	0.00	2,041.14	0.00	0.00	0.00	0.00	2,041.14	0
20400	State Retirement	104,647.68	101,190.40	7,251.30	77,969.23	0.00	0.00	23,221.17	77
20420	Retirement - CCEIS	13,900.00	13,900.00	1,034.12	11,375.32	0.00	0.00	2,524.68	82
20430	Retirement - Compensatory Ed	0.00	3,457.28	0.00	0.00	0.00	0.00	3,457.28	0
20600	Life Insurance	3,200.00	3,200.00	290.02	2,941.42	0.00	0.00	258.58	92
20620	Life Insurance - CCEIS	425.00	425.00	39.32	393.20	0.00	0.00	31.80	93
20700	Medical Insurance	135,485.34	214,740.00	20,386.66	210,106.74	0.00	0.00	4,633.26	98
20720	Medical Insurance - CCEIS	16,710.00	16,710.00	1,670.74	16,707.40	0.00	0.00	2.60	100
21200	Employer Medicare	15,495.87	15,018.68	1,081.12	11,460.40	0.00	0.00	3,558.28	76
21220	Medicare - CCEIS	2,000.00	2,000.00	135.30	1,492.27	0.00	0.00	507.73	75
21230	Medicare - Compensatory Ed	0.00	477.19	0.00	0.00	0.00	0.00	477.19	0
31201	Contracts w Private Agencies-Set Aside	18,069.10	84,245.90	7,380.00	27,075.00	0.00	0.00	57,170.90	32
42900	Instructional Supplies & Materials	0.00	30,000.00	2,963.35	17,729.81	0.00	0.00	12,270.19	59
42920	Instructional Supplies - IDEA-CCEIS	0.00	54,942.31	0.00	0.00	0.00	0.00	54,942.31	0
72500	Special Education Equipment	0.00	14,425.00	0.00	0.00	0.00	0.00	14,425.00	0
TOTALS:	Function: 71200 - Special Education Program	1,585,184.03	1,827,544.80	141,342.58	1,432,418.65	0.00	0.00	395,126.15	78
Function : 72220 - Special Education Program Support									
13100	Medical Personnel	82,800.00	82,800.00	6,368.46	70,053.06	0.00	0.00	12,746.94	85
18920	Other Salaries - CCEIS	0.00	4,000.00	0.00	0.00	0.00	0.00	4,000.00	0

COLLIERVILLE SCHOOLS

EXPENSES BY FUNCTION

Report Code: BAT_GL_TEMPLATE

BATCH QUEUE ID 495412

FOR MAY, 2022

PROJECT : 9000 - IDEA PART B

Page: 12 of 30
06/13/2022
10:57:41 AM

OBJECT	DESCRIPTION	BUDGET AMOUNT	ADJUSTED BUDGET	CURRENT ACTIVITY	YTD ACTIVITY	ENCUMBRANCE	REQUISITION	UNENCUMBERED BALANCE	PERCENT ENCMBRD
19620	In-Service Training - CCEIS	10,000.00	30,000.00	0.00	0.00	0.00	0.00	30,000.00	0
20100	Social Security	5,200.00	5,140.00	395.70	4,351.79	0.00	0.00	788.21	85
20120	Social Security - CCEIS	620.00	2,110.00	0.00	0.00	0.00	0.00	2,110.00	0
20400	State Retirement	8,015.80	7,800.00	598.64	6,585.04	0.00	0.00	1,214.96	84
20420	Retirement - CCEIS	1,014.20	3,510.00	0.00	0.00	0.00	0.00	3,510.00	0
20600	Life Insurance	250.00	250.00	24.90	249.00	0.00	0.00	1.00	100
21200	Employer Medicare	2,000.00	1,205.00	92.54	1,017.73	0.00	0.00	187.27	84
21220	Medicare - CCEIS	145.00	495.00	0.00	0.00	0.00	0.00	495.00	0
31000	Contracts w Otr Public Agencies	0.00	22,000.00	1,740.00	5,475.00	0.00	0.00	16,525.00	25
32200	Evaluation & Testing	0.00	1,199.00	0.00	0.00	0.00	0.00	1,199.00	0
39900	Other Contracted Services	0.00	38,047.94	0.00	0.00	0.00	0.00	38,047.94	0
39920	OTHER CONTRACTED SERVICES-CCEIS	0.00	8,338.75	0.00	0.00	0.00	0.00	8,338.75	0
49920	Other Supplies & Materials - CCEIS	732.00	732.00	0.00	732.00	0.00	0.00	0.00	100
52401	In Service/Staff Dev - Non Public	0.00	10,000.00	0.00	0.00	0.00	0.00	10,000.00	0
52420	In-Service/Staff Development - CCEIS	42,700.00	85,964.71	6,629.00	32,349.75	664.65	0.00	52,950.31	38
79000	Other Equipment	0.00	1,661.45	0.00	0.00	0.00	0.00	1,661.45	0
TOTALS:	Function: 72220 - Special Education Program Support	153,477.00	305,253.85	15,849.24	120,813.37	664.65	0.00	183,775.83	40
Function : 99100 - Transfers Out	Indirect Cost	34,773.22	39,893.14	3,143.84	31,064.64	0.00	0.00	8,828.50	78
TOTALS:	Function: 99100 - Transfers Out	34,773.22	39,893.14	3,143.84	31,064.64	0.00	0.00	8,828.50	78
TOTALS:	Project: 9000 - IDEA PART B	1,773,434.25	2,172,691.79	160,335.66	1,584,296.66	664.65	0.00	587,730.48	73

COLLIERVILLE SCHOOLS

EXPENSES BY FUNCTION

Report Code: BAT_GL_TEMPLATE

BATCH QUEUE ID 495412

FOR MAY, 2022

PROJECT : 9010 - ARP IDEA PART B

Page: 13 of 30
06/13/2022
10:57:41 AM

OBJECT	DESCRIPTION	BUDGET AMOUNT	ADJUSTED BUDGET	CURRENT ACTIVITY	YTD ACTIVITY	ENCUMBRANCE	REQUISITION	UNENCUMBERED BALANCE	PERCENT ENCMBRD
Function : 71200 - Special Education Program									
12800	Homebound Teachers	106,600.00	106,600.00	7,229.74	50,899.85	0.00	0.00	55,700.15	48
16300	Educational Assistants	162,000.00	162,000.00	4,834.15	44,194.76	0.00	0.00	117,805.24	27
20100	Social Security	16,600.00	16,600.00	597.84	4,186.73	0.00	0.00	12,413.27	25
20400	State Retirement	26,000.00	26,000.00	895.69	5,914.20	0.00	0.00	20,085.80	23
20600	Life Insurance	921.00	921.00	36.18	249.84	0.00	0.00	671.16	27
20700	Medical Insurance	55,200.00	55,200.00	1,371.24	6,170.58	0.00	0.00	49,029.42	11
21200	Employer Medicare	4,000.00	4,000.00	167.37	1,333.49	0.00	0.00	2,666.51	33
31201	Contracts w Private Agencies-Set Aside	15,404.72	15,404.72	0.00	9,780.00	0.00	0.00	5,624.72	63
72500	Special Education Equipment	9,866.52	9,866.52	0.00	9,822.00	0.00	0.00	44.52	100
TOTALS:	Function: 71200 - Special Education Program	396,592.24	396,592.24	15,132.21	132,551.45	0.00	0.00	264,040.79	33
TOTALS:	Project 9010 - ARP IDEA PART B	396,592.24	396,592.24	15,132.21	132,551.45	0.00	0.00	264,040.79	33

COLLIERVILLE SCHOOLS

EXPENSES BY FUNCTION

Page: 14 of 30
06/13/2022
10:57:41 AM

Report Code: BAT_GL_TEMPLATE

BATCH QUEUE ID 495412

FOR MAY, 2022

PROJECT : 9100 - IDEA PRESCHOOL INCENTIVE

OBJECT	DESCRIPTION	BUDGET AMOUNT	ADJUSTED BUDGET	CURRENT ACTIVITY	YTD ACTIVITY	ENCUMBRANCE	REQUISITION	UNENCUMBERED BALANCE	PERCENT ENCMBRD
Function : 71200 - Special Education Program									
31201	Contracts w Private Agencies-Set Aside	1,656.41	6,981.10	0.00	0.00	0.00	0.00	6,981.10	0
42900	Instructional Supplies & Materials	10,000.00	4,675.31	0.00	3,672.24	0.00	0.00	1,003.07	79
49900	Other Supplies & Materials	0.00	4,000.00	0.00	1,975.20	0.00	0.00	2,024.80	49
72500	Special Education Equipment	11,403.08	18,520.18	0.00	6,864.17	0.00	0.00	11,656.01	37
TOTALS:	Function: 71200 - Special Education Program	23,059.49	34,176.59	0.00	12,511.61	0.00	0.00	21,664.98	37
Function : 72220 - Special Education Program Support									
19600	In-Service Training	2,000.00	2,000.00	0.00	0.00	0.00	0.00	2,000.00	0
20100	Social Security	124.00	124.00	0.00	0.00	0.00	0.00	124.00	0
20400	State Retirement	215.00	215.00	0.00	0.00	0.00	0.00	215.00	0
21200	Employer Medicare	30.00	30.00	0.00	0.00	0.00	0.00	30.00	0
52400	In-Service/Staff Development	7,000.00	10,512.44	0.00	0.00	0.00	0.00	10,512.44	0
TOTALS:	Function: 72220 - Special Education Program Support	9,369.00	12,881.44	0.00	0.00	0.00	0.00	12,881.44	0
Function : 99100 - Transfers Out									
50400	Indirect Cost	420.51	420.51	0.00	73.44	0.00	0.00	347.07	17
TOTALS:	Function: 99100 - Transfers Out	420.51	420.51	0.00	73.44	0.00	0.00	347.07	17
TOTALS:	Project: 9100 - IDEA PRESCHOOL INCENTIVE	32,849.00	47,478.54	0.00	12,585.05	0.00	0.00	34,893.49	27

COLLIERVILLE SCHOOLS

EXPENSES BY FUNCTION

Report Code: BAT_GL_TEMPLATE

BATCH QUEUE ID:495412

FOR MAY, 2022

PROJECT : 9110 - ARP IDEA PRESCHOOL

OBJECT	DESCRIPTION	BUDGET AMOUNT	ADJUSTED BUDGET	CURRENT ACTIVITY	YTD ACTIVITY	ENCUMBRANCE	REQUISITION	UNENCUMBERED BALANCE	PERCENT ENCMBRD
Function : 71200 - Special Education Program									
31201	Contracts w Private Agencies-Set Aside	6,547.11	6,547.11	0.00	6,210.00	0.00	0.00	337.11	95
42900	Instructional Supplies & Materials	24,312.21	24,312.21	0.00	22,850.68	0.00	0.00	1,461.53	94
TOTALS:	Function: 71200 - Special Education Program	30,859.32	30,859.32	0.00	29,060.68	0.00	0.00	1,798.64	94
Function : 99100 - Transfers Out									
50400	Indirect Cost	617.19	617.19	0.00	581.21	0.00	0.00	35.98	94
TOTALS:	Function: 99100 - Transfers Out	617.19	617.19	0.00	581.21	0.00	0.00	35.98	94
TOTALS:	Project: 9110 - ARP IDEA PRESCHOOL	31,476.51	31,476.51	0.00	29,641.89	0.00	0.00	1,834.62	94

COLLIERVILLE SCHOOLS

EXPENSES BY FUNCTION

Report Code: BAT_GL_TEMPLATE

BATCH QUEUE ID 495412

FOR MAY, 2022

PROJECT : 9310 - ESSER GRANT

Page: 16 of 30

06/13/2022

10:57:41 AM

OBJECT	DESCRIPTION	BUDGET AMOUNT	ADJUSTED BUDGET	CURRENT ACTIVITY	YTD ACTIVITY	ENCUMBRANCE	REQUISITION	UNENCUMBERED BALANCE	PERCENT ENCMBRD
Function : 71100 - Regular Instruction Program									
49901	Other Supplies & Materials - Set Aside	2,548.26	1,126.39	0.00	1,126.39	0.00	0.00	0.00	100
72200	Reg Inst Equipment	22,000.00	22,000.00	0.00	22,000.00	0.00	0.00	0.00	100
TOTALS:	Function: 71100 - Regular Instruction Program	24,548.26	23,126.39	0.00	23,126.39	0.00	0.00	0.00	100
Function : 72210 - Regular Instruction Program Support									
49901	Other Supplies & Materials - Set Aside	3,047.71	3,015.32	0.00	2,995.63	0.00	0.00	19.69	99
79000	Other Equipment	11,941.69	11,941.69	10,378.26	11,764.84	0.00	0.00	176.85	99
79001	Other Equipment	0.00	1,459.26	0.00	1,339.00	0.00	0.00	120.26	92
TOTALS:	Function: 72210 - Regular Instruction Program Support	14,989.40	16,416.27	10,378.26	16,099.47	0.00	0.00	316.80	98
Function : 72610 - Operation of Plant									
41000	Custodial Supplies	5,040.00	5,040.00	0.00	1,765.93	3,238.50	0.00	35.57	99
41001	Custodial Supplies - Set Aside	160.89	155.89	0.00	154.99	0.00	0.00	0.90	99
49900	Other Supplies & Materials	37,012.75	37,012.75	24,095.83	28,596.04	2,716.57	0.00	5,700.14	85
TOTALS:	Function: 72610 - Operation of Plant	42,213.64	42,208.64	24,095.83	30,516.96	5,955.07	0.00	5,736.61	86
TOTALS:	Project: 9310 - ESSER GRANT	81,751.30	81,751.30	34,474.09	69,742.82	5,955.07	0.00	6,053.41	93

COLLIERVILLE SCHOOLS

EXPENSES BY FUNCTION

Report Code: BAT_GL_TEMPLATE

BATCH QUEUE ID 495412

FOR MAY, 2022

PROJECT : 9350 - ESSER GRANT 2.0

Page: 17 of 30
06/13/2022
10:57:41 AM

OBJECT	DESCRIPTION	BUDGET AMOUNT	ADJUSTED BUDGET	CURRENT ACTIVITY	YTD ACTIVITY	ENCUMBRANCE	REQUISITION	UNENCUMBERED BALANCE	PERCENT ENCMBRD
Function : 71100 - Regular Instruction Program									
16300	Educational Assistants	0.00	181,518.00	94,772.31	94,772.31	0.00	0.00	86,745.69	52
18900	Other Salaries & Wages	100,000.00	206,482.82	0.00	11,730.00	0.00	0.00	194,752.82	6
19500	Sub Teachers-Certified	0.00	20,000.00	0.00	0.00	0.00	0.00	20,000.00	0
20100	Social Security	6,262.00	39,100.18	5,500.22	6,265.30	0.00	0.00	32,834.88	16
20400	State Retirement	14,368.52	45,217.46	6,795.40	7,958.53	0.00	0.00	37,258.93	18
20600	Life Insurance	0.00	431.16	286.62	286.62	0.00	0.00	144.54	66
20700	Medical Insurance	0.00	13,800.00	9,425.10	9,425.10	0.00	0.00	4,374.90	68
21200	Employer Medicare	1,464.50	4,096.51	1,286.19	1,465.12	0.00	0.00	2,631.39	36
21240	Medicare - Learning Loss	0.00	5,047.89	0.00	0.00	0.00	0.00	5,047.89	0
33000	Operating Lease Payments	900,670.00	900,670.00	0.00	891,574.25	0.00	0.00	9,095.75	99
42900	Instructional Supplies & Materials	148,362.72	101,905.72	0.00	1,399.44	0.00	0.00	100,506.28	1
47100	Software	130,000.00	130,000.00	0.00	109,090.00	0.00	0.00	20,910.00	84
49900	Other Supplies & Materials	45,500.00	45,500.00	0.00	32,025.00	0.00	0.00	13,475.00	70
72200	Reg Inst Equipment	3,885,836.00	3,932,293.00	-46,457.00	3,576,317.39	0.00	0.00	355,975.61	91
TOTALS:	Function: 71100 - Regular Instruction Program	5,232,463.74	5,626,062.74	71,608.84	4,742,309.06	0.00	0.00	883,753.68	84
Function : 71200 - Special Education Program									
39900	Other Contracted Services	500,000.00	33,225.00	0.00	33,225.00	0.00	0.00	0.00	100
42900	Instructional Supplies & Materials	60,000.00	0.00	0.00	0.00	0.00	0.00	0.00	0
TOTALS:	Function: 71200 - Special Education Program	560,000.00	33,225.00	0.00	33,225.00	0.00	0.00	0.00	100
Function : 72210 - Regular Instruction Program Support									
18900	Other Salaries & Wages	8,650.00	8,650.00	0.00	0.00	0.00	0.00	8,650.00	0
20100	Social Security	536.30	536.30	0.00	0.00	0.00	0.00	536.30	0
20400	State Retirement	620.05	620.05	0.00	0.00	0.00	0.00	620.05	0
20600	Life Insurance	26.00	26.00	0.00	0.00	0.00	0.00	26.00	0
21200	Employer Medicare	167.65	167.65	0.00	0.00	0.00	0.00	167.65	0
TOTALS:	Function: 72210 - Regular Instruction Program Support	10,000.00	10,000.00	0.00	0.00	0.00	0.00	10,000.00	0

COLLIERVILLE SCHOOLS

EXPENSES BY FUNCTION

Report Code: BAT_GL_TEMPLATE

BATCH QUEUE ID 495412

FOR MAY, 2022

PROJECT : 9350 - ESSER GRANT 2.0

Page: 18 of 30

06/13/2022

10:57:41 AM

OBJECT	DESCRIPTION	BUDGET AMOUNT	ADJUSTED BUDGET	CURRENT ACTIVITY	YTD ACTIVITY	ENCUMBRANCE	REQUISITION	UNENCUMBERED BALANCE	PERCENT ENCMBRD
Function : 72610 - Operation of Plant									
41000	Custodial Supplies	74,672.22	63,059.72	0.00	32,697.30	0.00	0.00	30,362.42	52
49900	Other Supplies & Materials	0.00	18,387.50	0.00	9,235.63	0.00	0.00	9,151.87	50
72000	Plant Operation Equipment	250,000.00	460,000.00	0.00	259,982.41	0.00	0.00	200,017.59	57
TOTALS:	Function: 72610 - Operation of Plant	324,672.22	541,447.22	0.00	301,915.34	0.00	0.00	239,531.88	56
Function : 73100 - Food Service									
49900	Other Supplies & Materials	143,599.00	0.00	0.00	0.00	0.00	0.00	0.00	0
TOTALS:	Function: 73100 - Food Service	143,599.00	0.00	0.00	0.00	0.00	0.00	0.00	0
Function : 76100 - Regular Capital Outlay									
70700	Building Improvements	80,000.00	140,000.00	0.00	0.00	104,023.80	0.00	35,976.20	74
TOTALS:	Function: 76100 - Regular Capital Outlay	80,000.00	140,000.00	0.00	0.00	104,023.80	0.00	35,976.20	74
TOTALS:	Project: 9350 - ESSER GRANT 2.0	6,350,734.96	6,350,734.96	71,608.84	5,077,449.40	104,023.80	0.00	1,169,261.76	82

COLLIERVILLE SCHOOLS

EXPENSES BY FUNCTION

Page: 19 of 30
06/13/2022
10:57:41 AM

Report Code: BAT_GL_TEMPLATE

BATCH QUEUE ID 495412

FOR MAY, 2022

PROJECT : 9360 - ESSER GRANT 3.0

OBJECT	DESCRIPTION	BUDGET AMOUNT	ADJUSTED BUDGET	CURRENT ACTIVITY	YTD ACTIVITY	ENCUMBRANCE	REQUISITION	UNENCUMBERED BALANCE	PERCENT ENCMBRD
Function : 71100 - Regular Instruction Program									
11645	Teachers-TN All Corp	1,440,000.00	1,440,000.00	33,719.97	389,176.69	0.00	0.00	1,050,823.31	27
16340	Educ Assistants - Learning Loss	600,000.00	600,000.00	12,975.80	139,709.49	0.00	0.00	460,290.51	23
16345	Educational Asst-TN All Corp	0.00	400,000.00	0.00	0.00	0.00	0.00	400,000.00	0
18945	Other Salaries & Wages-TN All Corp	342,300.04	164,685.71	0.00	0.00	0.00	0.00	164,685.71	0
19500	Sub Teachers-Certified	750,000.00	750,000.00	17,304.00	171,806.00	0.00	0.00	578,194.00	23
20100	Social Security	46,500.00	46,500.00	898.39	5,582.06	0.00	0.00	40,917.94	12
20140	Social Security - Learning Loss	37,200.00	37,200.00	726.06	7,878.94	0.00	0.00	29,321.06	21
20145	Social Security-TN All Corp	114,254.62	131,833.70	1,859.90	25,471.97	0.00	0.00	106,361.73	19
20400	State Retirement	0.00	0.00	0.00	0.01	0.00	0.00	-0.01	0
20440	Retirement - Learning Loss	43,020.00	43,020.00	930.38	10,017.54	0.00	0.00	33,002.46	23
20445	State Retirement-TN All Corp	132,129.94	152,459.30	3,041.64	34,738.04	0.00	0.00	117,721.26	23
20600	Life Insurance	0.00	2,250.00	47.20	314.68	0.00	0.00	1,935.32	14
20640	Life Insurance - Learning Loss	1,800.00	1,800.00	33.80	338.00	0.00	0.00	1,462.00	19
20645	Life Insurance-TN All Corp	4,320.00	5,520.00	138.62	1,386.20	0.00	0.00	4,133.80	25
20700	Medical Insurance	0.00	186,300.00	2,056.86	14,614.96	0.00	0.00	171,685.04	8
20740	Medical Insurance - Learning Loss	172,461.12	172,461.12	2,356.36	23,563.60	0.00	0.00	148,897.52	14
20745	Medical Insurance-TN All Corp	172,461.12	287,435.20	6,383.46	66,601.09	0.00	0.00	220,834.11	23
21200	Employer Medicare	10,875.00	10,875.00	238.80	1,447.17	0.00	0.00	9,427.83	13
21240	Medicare - Learning Loss	8,700.00	8,700.00	169.79	1,842.51	0.00	0.00	6,857.49	21
21245	Employer Medicare-TN All Corp	26,720.84	30,832.08	435.00	5,933.06	0.00	0.00	24,899.02	19
39945	Other Contr Services-TN All Corp	439,673.97	0.00	0.00	0.00	0.00	0.00	0.00	0
47145	Software-TN All Corp	120,000.00	120,000.00	0.00	0.00	0.00	0.00	120,000.00	0
TOTALS:	Function: 71100 - Regular Instruction Program	4,462,416.65	4,591,872.11	83,316.03	900,422.01	0.00	0.00	3,691,450.10	20
Function : 71200 - Special Education Program									
39900	Other Contracted Services	250,000.00	10,000.00	0.00	0.00	0.00	0.00	10,000.00	0

COLLIERVILLE SCHOOLS

EXPENSES BY FUNCTION

BATCH QUEUE ID 495412
FOR MAY, 2022
PROJECT : 9360 - ESSER GRANT 3.0

Report Code: BAT_GL_TEMPLATE

OBJECT	DESCRIPTION	BUDGET AMOUNT	ADJUSTED BUDGET	CURRENT ACTIVITY	YTD ACTIVITY	ENCUMBRANCE	REQUISITION	UNENCUMBERED BALANCE	PERCENT ENCMBRD
42900	Instructional Supplies & Materials	30,000.00	1,190.00	0.00	0.00	0.00	0.00	1,190.00	0
47100	Software	0.00	21,810.00	0.00	0.00	0.00	0.00	21,810.00	0
TOTALS:	Function: 71200 - Special Education Program	280,000.00	33,000.00	0.00	0.00	0.00	0.00	33,000.00	0
Function : 72130 - Other Student Support									
12300	Guidance Personnel	167,349.00	167,349.00	4,291.00	47,201.00	0.00	0.00	120,148.00	28
20100	Social Security	10,375.64	10,375.64	255.38	2,820.85	0.00	0.00	7,554.79	27
20400	State Retirement	11,998.92	11,998.92	441.98	4,861.78	0.00	0.00	7,137.14	41
20600	Life Insurance	502.05	502.05	16.80	168.00	0.00	0.00	334.05	33
20700	Medical Insurance	20,700.00	20,700.00	0.00	0.00	0.00	0.00	20,700.00	0
21200	Employer Medicare	2,426.56	2,426.56	59.72	659.66	0.00	0.00	1,766.90	27
TOTALS:	Function: 72130 - Other Student Support	213,352.17	213,352.17	5,064.88	55,711.29	0.00	0.00	157,640.88	26
Function : 72210 - Regular Instruction Program Support									
10500	Supervisor/Director	332,712.00	332,712.00	8,537.77	102,366.23	0.00	0.00	230,345.77	31
20100	Social Security	20,629.74	20,629.74	485.86	5,894.95	0.00	0.00	14,734.79	29
20400	State Retirement	23,855.46	23,855.46	879.39	10,543.71	0.00	0.00	13,311.75	44
20600	Life Insurance	999.00	999.00	33.30	333.00	0.00	0.00	666.00	33
20700	Medical Insurance	23,855.46	27,000.00	1,197.66	11,976.60	0.00	0.00	15,023.40	44
21200	Employer Medicare	4,824.33	4,824.33	113.63	1,378.65	0.00	0.00	3,445.68	29
47145	Software-TN All Corp	90,968.04	90,968.04	0.00	0.00	0.00	0.00	90,968.04	0
52400	In-Service/Staff Development	0.00	40,950.00	0.00	0.00	0.00	0.00	40,950.00	0
TOTALS:	Function: 72210 - Regular Instruction Program Support	497,844.03	541,938.57	11,247.61	132,493.14	0.00	0.00	409,445.43	24
Function : 72220 - Special Education Program Support									
52400	In-Service/Staff Development	0.00	1,500.00	0.00	0.00	0.00	0.00	1,500.00	0
TOTALS:	Function: 72220 - Special Education Program Support	0.00	1,500.00	0.00	0.00	0.00	0.00	1,500.00	0

COLLIERVILLE SCHOOLS

EXPENSES BY FUNCTION

Page: 21 of 30
06/13/2022
10:57:41 AM

Report Code: BAT_GL_TEMPLATE

BATCH QUEUE ID 495412

FOR MAY, 2022

PROJECT : 9360 - ESSER GRANT 3.0

OBJECT	DESCRIPTION	BUDGET AMOUNT	ADJUSTED BUDGET	CURRENT ACTIVITY	YTD ACTIVITY	ENCUMBRANCE	REQUISITION	UNENCUMBERED BALANCE	PERCENT ENCMBRD
Function : 72510 - Fiscal Services									
11900	Accountants/Bookkeepers	273,000.00	273,000.00	3,701.02	33,309.18	0.00	0.00	239,690.82	12
20100	Social Security	16,926.00	16,926.00	215.64	1,996.60	0.00	0.00	14,929.40	12
20400	State Retirement	19,574.10	19,574.10	265.38	2,388.42	0.00	0.00	17,185.68	12
20600	Life Insurance	819.00	819.00	14.70	124.95	0.00	0.00	694.05	15
20700	Medical Insurance	21,519.00	21,519.00	685.62	3,428.10	0.00	0.00	18,090.90	16
21200	Employer Medicare	3,958.50	3,958.50	50.44	466.98	0.00	0.00	3,491.52	12
TOTALS:	Function: 72510 - Fiscal Services	335,796.60	335,796.60	4,932.80	41,714.23	0.00	0.00	294,082.37	12
Function : 72610 - Operation of Plant									
72000	Plant Operation Equipment	1,700,186.00	1,772,136.00	0.00	11,704.98	1,188,591.02	0.00	571,840.00	68
TOTALS:	Function: 72610 - Operation of Plant	1,700,186.00	1,772,136.00	0.00	11,704.98	1,188,591.02	0.00	571,840.00	68
Function : 76100 - Regular Capital Outlay									
70700	Building Improvements	8,525,000.00	8,525,000.00	31,824.58	1,340,747.92	323,318.80	0.00	6,860,933.28	20
TOTALS:	Function: 76100 - Regular Capital Outlay	8,525,000.00	8,525,000.00	31,824.58	1,340,747.92	323,318.80	0.00	6,860,933.28	20
TOTALS:	Project: 9360 - ESSER GRANT 3.0	16,014,595.45	16,014,595.45	136,385.90	2,482,793.57	1,511,909.82	0.00	12,019,892.06	25

COLLIERVILLE SCHOOLS

EXPENSES BY FUNCTION

Report Code: BAT_GL_TEMPLATE

BATCH QUEUE ID 495412

FOR MAY, 2022

PROJECT : 9370 - INNOVATIVE HIGH SCHOOLS GRANT

Page: 22 of 30
06/13/2022
10:57:41 AM

OBJECT	DESCRIPTION	BUDGET AMOUNT	ADJUSTED BUDGET	CURRENT ACTIVITY	YTD ACTIVITY	ENCUMBRANCE	REQUISITION	UNENCUMBERED BALANCE	PERCENT ENCMBRD
Function : 71300 - Vocational Education Program									
11600	Teachers	0.00	106,404.00	0.00	0.00	0.00	0.00	106,404.00	0
20100	Social Security	0.00	8,138.00	0.00	0.00	0.00	0.00	8,138.00	0
20400	State Retirement	0.00	10,960.00	0.00	0.00	0.00	0.00	10,960.00	0
20600	Life Insurance	0.00	336.00	0.00	0.00	0.00	0.00	336.00	0
20700	Medical Insurance	0.00	34,084.00	0.00	0.00	0.00	0.00	34,084.00	0
33600	Maint & Repair-Equipment	12,000.00	12,000.00	0.00	0.00	0.00	0.00	12,000.00	0
42900	Instructional Supplies & Materials	137,832.60	137,832.60	0.00	0.00	0.00	0.00	137,832.60	0
49900	Other Supplies & Materials	166,167.40	360,667.40	0.00	230,185.00	0.00	0.00	130,482.40	64
73000	Vocational Equipment	900,000.00	895,500.00	0.00	99,277.00	65,890.80	0.00	730,332.20	18
TOTALS:	Function: 71300 - Vocational Education Program	1,216,000.00	1,565,922.00	0.00	329,462.00	65,890.80	0.00	1,170,569.20	25
Function : 72130 - Other Student Support									
39900	Other Contracted Services	348,000.00	268,000.00	0.00	0.00	0.00	0.00	268,000.00	0
49900	Other Supplies & Materials	20,000.00	20,000.00	0.00	0.00	0.00	0.00	20,000.00	0
52400	In-Service/Staff Development	80,000.00	80,000.00	0.00	43,472.45	0.00	0.00	36,527.55	54
TOTALS:	Function: 72130 - Other Student Support	448,000.00	368,000.00	0.00	43,472.45	0.00	0.00	324,527.55	12
Function : 72230 - Vocational Education Program Support									
59900	Other Charges	336,000.00	66,078.00	0.00	0.00	0.00	0.00	66,078.00	0
TOTALS:	Function: 72230 - Vocational Education Program Support	336,000.00	66,078.00	0.00	0.00	0.00	0.00	66,078.00	0
TOTALS:	Project: 9370 - Innovative High Schools Grant	2,000,000.00	2,000,000.00	0.00	372,934.45	65,890.80	0.00	1,561,174.75	22

COLLIERVILLE SCHOOLS

EXPENSES BY FUNCTION

Report Code: BAT_GL_TEMPLATE

BATCH QUEUE ID 495412

FOR MAY, 2022

PROJECT : 9380 - TN ALL CORPS GRANT

OBJECT	DESCRIPTION	BUDGET AMOUNT	ADJUSTED BUDGET	CURRENT ACTIVITY	YTD ACTIVITY	ENCUMBRANCE	REQUISITION	UNENCUMBERED BALANCE	PERCENT ENCMBRD
Function : 72210 - Regular Instruction Program Support									
39945	Other Contr Services-TN All Corp	300,000.00	282,564.50	22,050.00	282,564.50	0.00	0.00	0.00	100
42945	Instructional Supplies-TN All Corp	90,000.00	86,323.70	0.00	86,323.70	0.00	0.00	0.00	100
49945	Other Supp & Mat-TN All Corp	92,200.00	120,713.80	0.00	13,554.43	0.00	0.00	107,159.37	11
52445	In-Service/Staff Dev-TN All Corp	7,800.00	398.00	398.00	398.00	0.00	0.00	0.00	100
TOTALS:	Function: 72210 - Regular Instruction Program Support	490,000.00	490,000.00	22,448.00	382,840.63	0.00	0.00	107,159.37	78
TOTALS:	Project 9380 - TN ALL CORPS GRANT	490,000.00	490,000.00	22,448.00	382,840.63	0.00	0.00	107,159.37	78

COLLIERVILLE SCHOOLS

EXPENSES BY FUNCTION

Report Code: BAT_GL_TEMPLATE

BATCH QUEUE ID 495412

FOR MAY, 2022

Page: 24 of 30

06/13/2022

10:57:41 AM

PROJECT : 9390 - FISCAL PRE-MONITORING SUPPORTS GRANT

OBJECT	DESCRIPTION	BUDGET AMOUNT	ADJUSTED BUDGET	CURRENT ACTIVITY	YTD ACTIVITY	ENCUMBRANCE	REQUISITION	UNENCUMBERED BALANCE	PERCENT ENCMBRD
Function : 72510 - Fiscal Services									
39900	Other Contracted Services	46,200.00	46,200.00	0.00	0.00	0.00	0.00	46,200.00	0
TOTALS:	Function: 72510 - Fiscal Services	46,200.00	46,200.00	0.00	0.00	0.00	0.00	46,200.00	0
TOTALS:	Project: 9390 - Fiscal Pre-Monitoring Supports Grant	46,200.00	46,200.00	0.00	0.00	0.00	0.00	46,200.00	0

COLLIERVILLE SCHOOLS

EXPENSES BY FUNCTION BATCH QUEUE ID 495412 FOR MAY, 2022

Report Code: BAT_GL_TEMPLATE

PROJECT : 9410 - EPIDEMIOLOGY AND LABORATORY CAPACITY GRANT

OBJECT	DESCRIPTION	BUDGET AMOUNT	ADJUSTED BUDGET	CURRENT ACTIVITY	YTD ACTIVITY	ENCUMBRANCE	REQUISITION	UNENCUMBERED BALANCE	PERCENT ENCMBRD
42500	Gasoline	5,000.00	5,000.00	0.00	0.00	0.00	0.00	5,000.00	0
72900	Transportation Equipment	75,000.00	60,000.00	0.00	0.00	0.00	0.00	60,000.00	0
TOTALS:	Function: 72710 - Transportation	82,000.00	65,000.00	0.00	0.00	0.00	0.00	65,000.00	0
Function : 76100 - Regular Capital Outlay									
70700	Building Improvements	275,000.00	150,000.00	0.00	83,445.00	0.00	0.00	66,555.00	56
79000	Other Equipment	0.00	24,227.00	20,050.20	23,111.30	0.00	0.00	1,115.70	95
TOTALS:	Function: 76100 - Regular Capital Outlay	275,000.00	174,227.00	20,050.20	106,556.30	0.00	0.00	67,670.70	61
TOTALS:	Project: 9410 - Epidemiology and Laboratory Capacity Grant	2,492,699.69	2,492,699.69	66,860.87	776,380.58	0.00	136.67	1,716,182.44	31

COLLIERVILLE SCHOOLS

EXPENSES BY FUNCTION

Report Code: BAT_GL_TEMPLATE

BATCH QUEUE ID 495412
 FOR MAY, 2022

PROJECT : 9510 - EARLY LITERACY NETWORK GRANT

OBJECT	DESCRIPTION	BUDGET AMOUNT	ADJUSTED BUDGET	CURRENT ACTIVITY	YTD ACTIVITY	ENCUMBRANCE	REQUISITION	UNENCUMBERED BALANCE	PERCENT ENCMBRD
Function : 72210 - Regular Instruction Program Support									
39900	Other Contracted Services	80,000.00	80,000.00	0.00	0.00	0.00	0.00	80,000.00	0
TOTALS:	Function: 72210 - Regular Instruction Program Support	80,000.00	80,000.00	0.00	0.00	0.00	0.00	80,000.00	0
TOTALS:	Project: 9510 - Early Literacy Network Grant	80,000.00	80,000.00	0.00	0.00	0.00	0.00	80,000.00	0

COLLIERVILLE SCHOOLS

EXPENSES BY FUNCTION

Report Code: BAT_GL_TEMPLATE

BATCH QUEUE ID 495412

FOR MAY, 2022

PROJECT : 9520 - LITERACY TRAINING TEACHER STIPEND GRANT

Page: 28 of 30

06/13/2022

10:57:41 AM

OBJECT	DESCRIPTION	BUDGET AMOUNT	ADJUSTED BUDGET	CURRENT ACTIVITY	YTD ACTIVITY	ENCUMBRANCE	REQUISITION	UNENCUMBERED BALANCE	PERCENT ENCUMBRD
Function : 71100 - Regular Instruction Program									
18900	Other Salaries & Wages	1,000.00	1,000.00	0.00	1,000.00	0.00	0.00	0.00	100
TOTALS:	Function: 71100 - Regular Instruction Program	1,000.00	1,000.00	0.00	1,000.00	0.00	0.00	0.00	100
TOTALS:	Project: 9520 - Literacy Training Teacher Stipend Grant	1,000.00	1,000.00	0.00	1,000.00	0.00	0.00	0.00	100

COLLIERVILLE SCHOOLS

EXPENSES BY FUNCTION

Report Code: BAT_GL_TEMPLATE

BATCH QUEUE ID 495412

Page: 29 of 30

06/13/2022

10:57:41 AM

BUDGET AMOUNT	ADJUSTED BUDGET	CURRENT ACTIVITY	YTD ACTIVITY	ENCUMBRANCE	REQUISITION	UNENCUMBERED BALANCE	PERCENT ENCMBRD
32,120,238.04	33,969,424.38	926,713.52	13,176,622.20	1,855,866.53	136.67	18,936,798.98	44
GRAND TOTAL:							

DISCRETIONARY GRANTS

COLLIERVILLE SCHOOLS

Report Code: BAT_GL_TEMPLATE

REVENUE BY FUNC

BATCH QUEUE ID 495414

FOR MAY, 2022

PROJECT : 8010 - VOLUNTARY PRE-K

FUNCTION	DESCRIPTION	BUDGET AMOUNT	ADJUSTED BUDGET	CURRENT ACTIVITY	YTD ACTIVITY	ENCUMBRANCE	REQUISITION	UNENCUMBERED BALANCE	PERCENT ENCMBRD
46590	Other State Education Funds	190,174.30	190,174.30	22,252.89	154,788.93	0.00	0.00	35,385.37	81
TOTALS:	Project 8010 - VOLUNTARY PRE-K	190,174.30	190,174.30	22,252.89	154,788.93	0.00	0.00	35,385.37	81

COLLIERVILLE SCHOOLS

Page: 2 of 29
 06/13/2022
 10:58:39 AM

REVENUE BY FUNC
 BATCH QUEUE ID 495414
 FOR MAY, 2022

Report Code: BAT_GL_TEMPLATE

PROJECT : 8020 - COORDINATED SCHOOL HEALTH

FUNCTION	DESCRIPTION	BUDGET AMOUNT	ADJUSTED BUDGET	CURRENT ACTIVITY	YTD ACTIVITY	ENCUMBRANCE	REQUISITION	UNENCUMBERED BALANCE	PERCENT ENCUMBRD
46591	Coordinated School Health	90,000.00	90,000.00	14,059.41	60,784.82	0.00	0.00	29,215.18	68
TOTALS:	Project: 8020 - COORDINATED SCHOOL HEALTH	90,000.00	90,000.00	14,059.41	60,784.82	0.00	0.00	29,215.18	68

COLLIERVILLE SCHOOLS

Page: 3 of 29
 06/13/2022
 10:58:39 AM

REVENUE BY FUNC
 BATCH QUEUE ID 495414
 FOR MAY, 2022

Report Code: BAT_GL_TEMPLATE

PROJECT : 8030 - SAFE SCHOOLS GRANT

FUNCTION	DESCRIPTION	BUDGET AMOUNT	ADJUSTED BUDGET	CURRENT ACTIVITY	YTD ACTIVITY	ENCUMBRANCE	REQUISITION	UNENCUMBERED BALANCE	PERCENT ENCMBRD
46981	Safe Schools	214,967.00	214,967.00	19,101.76	124,876.86	0.00	0.00	90,090.14	58
TOTALS:	Project: 8030 - Safe Schools Grant	214,967.00	214,967.00	19,101.76	124,876.86	0.00	0.00	90,090.14	58

COLLIERVILLE SCHOOLS

Page: 4 of 29
 06/13/2022
 10:58:39 AM

Report Code: BAT_GL_TEMPLATE

REVENUE BY FUNC

BATCH QUEUE ID 495414

FOR MAY, 2022

PROJECT : 8036 - AMERICA'S FARMERS GROW

FUNCTION	DESCRIPTION	BUDGET AMOUNT	ADJUSTED BUDGET	CURRENT ACTIVITY	YTD ACTIVITY	ENCUMBRANCE	REQUISITION	UNENCUMBERED BALANCE	PERCENT ENCUMBRD
44990	Other Local Revenue	2,500.00	2,500.00	0.00	0.00	0.00	0.00	2,500.00	0
TOTALS:	Project 8036 - America's Farmers Grow	2,500.00	2,500.00	0.00	0.00	0.00	0.00	2,500.00	0

COLLIERVILLE SCHOOLS

Page: 5 of 29
 06/13/2022
 10:58:39 AM

REVENUE BY FUNC
 BATCH QUEUE ID 495414
 FOR MAY, 2022

Report Code: BAT_GL_TEMPLATE

PROJECT : 8043 - DONATIONS - GREENHOUSE PROJECT AT CMS

FUNCTION	DESCRIPTION	BUDGET AMOUNT	ADJUSTED BUDGET	CURRENT ACTIVITY	YTD ACTIVITY	ENCUMBRANCE	REQUISITION	UNENCUMBERED BALANCE	PERCENT ENCMBRD
44990	Other Local Revenue	3,473.00	3,473.00	0.00	0.00	0.00	0.00	3,473.00	0
TOTALS:	Project 8043 - Donations - Greenhouse Project at CMS	3,473.00	3,473.00	0.00	0.00	0.00	0.00	3,473.00	0

COLLIERVILLE SCHOOLS

Page: 6 of 29
 06/13/2022
 10:58:39 AM

Report Code: BAT_GL_TEMPLATE

REVENUE BY FUNC
 BATCH QUEUE ID 495414
 FOR MAY, 2022

PROJECT : 8046 - FAMILY RESOURCE/RACE 4 THE VILLE

FUNCTION	DESCRIPTION	BUDGET AMOUNT	ADJUSTED BUDGET	CURRENT ACTIVITY	YTD ACTIVITY	ENCUMBRANCE	REQUISITION	UNENCUMBERED BALANCE	PERCENT ENCMBRD
44990	Other Local Revenue	10,098.92	27,661.42	0.00	17,717.00	0.00	0.00	9,944.42	64
TOTALS:	Project 8046 - Family Resource/Race 4 the Ville	10,098.92	27,661.42	0.00	17,717.00	0.00	0.00	9,944.42	64

COLLIERVILLE SCHOOLS

Page: 7 of 29
 06/13/2022
 10:58:39 AM

REVENUE BY FUNC
 BATCH QUEUE ID 495414
 FOR MAY, 2022

Report Code: BAT_GL_TEMPLATE

PROJECT : 8047 - DONATIONS-AUDITORIUM SEATS (CHS)

FUNCTION	DESCRIPTION	BUDGET AMOUNT	ADJUSTED BUDGET	CURRENT ACTIVITY	YTD ACTIVITY	ENCUMBRANCE	REQUISITION	UNENCUMBERED BALANCE	PERCENT ENCMBRD
44990	Other Local Revenue	3,000.00	3,000.00	0.00	0.00	0.00	0.00	3,000.00	0
TOTALS:	Project 8047 - Donations-Auditorium Seats (CHS)	3,000.00	3,000.00	0.00	0.00	0.00	0.00	3,000.00	0

COLLIERVILLE SCHOOLS

Page: 8 of 29
 06/13/2022
 10:58:39 AM

REVENUE BY FUNC

BATCH QUEUE ID 495414

FOR MAY, 2022

PROJECT : 8048 - PD FOR TEACHERS

Report Code: BAT_GL_TEMPLATE

FUNCTION	DESCRIPTION	BUDGET AMOUNT	ADJUSTED BUDGET	CURRENT ACTIVITY	YTD ACTIVITY	ENCUMBRANCE	REQUISITION	UNENCUMBERED BALANCE	PERCENT ENCMBRD
44990	Other Local Revenue	5,018.13	5,018.13	0.00	0.00	0.00	0.00	5,018.13	0
TOTALS:	Project 8048 - PD for Teachers	5,018.13	5,018.13	0.00	0.00	0.00	0.00	5,018.13	0

COLLIERVILLE SCHOOLS

Page: 9 of 29
 06/13/2022
 10:58:39 AM

REVENUE BY FUNC

BATCH QUEUE ID 495414
 FOR MAY, 2022

Report Code: BAT_GL_TEMPLATE

PROJECT : 8049 - VPK DONATIONS

FUNCTION	DESCRIPTION	BUDGET AMOUNT	ADJUSTED BUDGET	CURRENT ACTIVITY	YTD ACTIVITY	ENCUMBRANCE	REQUISITION	UNENCUMBERED BALANCE	PERCENT ENCMBRD
44990	Other Local Revenue	473.97	473.97	0.00	0.00	0.00	0.00	473.97	0
TOTALS:	Project 8049 - VPK Donations	473.97	473.97	0.00	0.00	0.00	0.00	473.97	0

COLLIERVILLE SCHOOLS

Page: 10 of 29
 06/13/2022
 10:58:39 AM

REVENUE BY FUNC

BATCH QUEUE ID 495414

FOR MAY, 2022

PROJECT : 8098 - CPR TRAINING PROJECT

Report Code: BAT_GL_TEMPLATE

FUNCTION	DESCRIPTION	BUDGET AMOUNT	ADJUSTED BUDGET	CURRENT ACTIVITY	YTD ACTIVITY	ENCUMBRANCE	REQUISITION	UNENCUMBERED BALANCE	PERCENT ENCMBRD
44990	Other Local Revenue	226.00	459.00	0.00	233.00	0.00	0.00	226.00	51
TOTALS:	Project 8098 - CPR Training Project	226.00	459.00	0.00	233.00	0.00	0.00	226.00	51

COLLIERVILLE SCHOOLS

REVENUE BY FUNC

BATCH QUEUE ID 495414

FOR MAY, 2022

Report Code: BAT_GL_TEMPLATE

PROJECT : 8200 - ATHLETIC FUND

FUNCTION	DESCRIPTION	BUDGET AMOUNT	ADJUSTED BUDGET	CURRENT ACTIVITY	YTD ACTIVITY	ENCUMBRANCE	REQUISITION	UNENCUMBERED BALANCE	PERCENT ENCUMBRD
44990	Other Local Revenue	3,000.00	10,000.00	0.00	0.00	0.00	0.00	10,000.00	0
TOTALS:	Project 8200 - Athletic Fund	3,000.00	10,000.00	0.00	0.00	0.00	0.00	10,000.00	0

COLLIERVILLE SCHOOLS

Page: 12 of 29
 06/13/2022
 10:58:39 AM

REVENUE BY FUNC
 BATCH QUEUE ID 495414
 FOR MAY, 2022

Report Code: BAT_GL_TEMPLATE

PROJECT : 8300 - SODEXO SCHOLARSHIP

FUNCTION	DESCRIPTION	BUDGET AMOUNT	ADJUSTED BUDGET	CURRENT ACTIVITY	YTD ACTIVITY	ENCUMBRANCE	REQUISITION	UNENCUMBERED BALANCE	PERCENT ENCUMBRD
44990	Other Local Revenue	21,512.50	21,512.50	0.00	0.00	0.00	0.00	21,512.50	0
TOTALS:	Project: 8300 - SODEXO SCHOLARSHIP	21,512.50	21,512.50	0.00	0.00	0.00	0.00	21,512.50	0

COLLIERVILLE SCHOOLS

Page: 13 of 29
 06/13/2022
 10:58:39 AM

Report Code: BAT_GL_TEMPLATE

REVENUE BY FUNC
 BATCH QUEUE ID 495414
 FOR MAY, 2022

PROJECT : 8310 - SCHOLARSHIP (JOURNALISM/PR)

FUNCTION	DESCRIPTION	BUDGET AMOUNT	ADJUSTED BUDGET	CURRENT ACTIVITY	YTD ACTIVITY	ENCUMBRANCE	REQUISITION	UNENCUMBERED BALANCE	PERCENT ENCMBRD
44990	Other Local Revenue	10,000.00	0.00	0.00	-10,000.00	0.00	0.00	10,000.00	0
TOTALS:	Project 8310 - SCHOLARSHIP (JOURNALISM/PR)	10,000.00	0.00	0.00	-10,000.00	0.00	0.00	10,000.00	0

COLLIERVILLE SCHOOLS

Page: 14 of 29

06/13/2022

10:58:39 AM

REVENUE BY FUNC

BATCH QUEUE ID 495414

FOR MAY, 2022

Report Code: BAT_GL_TEMPLATE

PROJECT : 8320 - BRYAN GATLIN MEMORIAL SCHOLARSHIP

FUNCTION	DESCRIPTION	BUDGET AMOUNT	ADJUSTED BUDGET	CURRENT ACTIVITY	YTD ACTIVITY	ENCUMBRANCE	REQUISITION	UNENCUMBERED BALANCE	PERCENT ENCUMBRD
44990	Other Local Revenue	9,463.00	9,463.00	0.00	0.00	0.00	0.00	9,463.00	0
TOTALS:	Project 8320 - BRYAN GATLIN MEMORIAL SCHOLARSHIP	9,463.00	9,463.00	-0.00	0.00	0.00	0.00	9,463.00	0

COLLIERVILLE SCHOOLS

Page: 15 of 29
 06/13/2022
 10:58:39 AM

REVENUE BY FUNC
 BATCH QUEUE ID 495414
 FOR MAY, 2022

Report Code: BAT_GL_TEMPLATE

PROJECT : 8330 - GARRETT HELMS MEMORIAL FUND

FUNCTION	DESCRIPTION	BUDGET AMOUNT	ADJUSTED BUDGET	CURRENT ACTIVITY	YTD ACTIVITY	ENCUMBRANCE	REQUISITION	UNENCUMBERED BALANCE	PERCENT ENCMBRD
44990	Other Local Revenue	16,913.20	18,088.20	0.00	1,175.00	0.00	0.00	16,913.20	6
TOTALS:	Project 8330 - GARRETT HELMS MEMORIAL FUND	16,913.20	18,088.20	0.00	1,175.00	0.00	0.00	16,913.20	6

COLLIERVILLE SCHOOLS

REVENUE BY FUNC

BATCH QUEUE ID 495414

FOR MAY, 2022

PROJECT : 8340 - HART FAMILY MEMORIAL DONATION

Page: 16 of 29

06/13/2022

10:58:39 AM

Report Code: BAT_GL_TEMPLATE

FUNCTION	DESCRIPTION	BUDGET AMOUNT	ADJUSTED BUDGET	CURRENT ACTIVITY	YTD ACTIVITY	ENCUMBRANCE	REQUISITION	UNENCUMBERED BALANCE	PERCENT ENCUMBRD
44990	Other Local Revenue	20,836.37	20,836.37	0.00	0.00	0.00	0.00	20,836.37	0
TOTALS:	Project 8340 - HART FAMILY MEMORIAL DONATION	20,836.37	20,836.37	0.00	0.00	0.00	0.00	20,836.37	0

COLLIERVILLE SCHOOLS

Page: 17 of 29
 06/13/2022
 10:58:39 AM

REVENUE BY FUNC
 BATCH QUEUE ID 495414
 FOR MAY, 2022

Report Code: BAT_GL_TEMPLATE

PROJECT : 8350 - CHRISTOPHER DUFOUR MEMORIAL SCHOLARSHIP

FUNCTION	DESCRIPTION	BUDGET AMOUNT	ADJUSTED BUDGET	CURRENT ACTIVITY	YTD ACTIVITY	ENCUMBRANCE	REQUISITION	UNENCUMBERED BALANCE	PERCENT ENCUMBRD
44990	Other Local Revenue	6,926.34	6,926.34	0.00	0.00	0.00	0.00	6,926.34	0
TOTALS:	Project: 8350 - CHRISTOPHER DUFOUR MEMORIAL SCHOLARSHIP	6,926.34	6,926.34	0.00	0.00	0.00	0.00	6,926.34	0

COLLIERVILLE SCHOOLS

Page: 18 of 29
 06/13/2022
 10:58:39 AM

REVENUE BY FUNC
 BATCH QUEUE ID 495414
 FOR MAY, 2022

Report Code: BAT_GL_TEMPLATE

PROJECT : 8360 - CHS HORT SCIENCE/C/VILLE CHAMBER COMMERCE DONATION

FUNCTION	DESCRIPTION	BUDGET AMOUNT	ADJUSTED BUDGET	CURRENT ACTIVITY	YTD ACTIVITY	ENCUMBRANCE	REQUISITION	UNENCUMBERED BALANCE	PERCENT ENCUMBRD
44990	Other Local Revenue	7,500.00	10,000.00	0.00	10,000.00	0.00	0.00	0.00	100
TOTALS:	Project: 8360 - CHS HORT SCIENCE/C/VILLE CHAMBER COMMERCE DONATION	7,500.00	10,000.00	0.00	10,000.00	0.00	0.00	0.00	100

COLLIERVILLE SCHOOLS

Page: 19 of 29
 06/13/2022
 10:58:39 AM

REVENUE BY FUNC

BATCH QUEUE ID 495414

FOR MAY, 2022

PROJECT : 8370 - DRAGON GAMES

Report Code: BAT_GL_TEMPLATE

FUNCTION	DESCRIPTION	BUDGET AMOUNT	ADJUSTED BUDGET	CURRENT ACTIVITY	YTD ACTIVITY	ENCUMBRANCE	REQUISITION	UNENCUMBERED BALANCE	PERCENT ENCMBRD
44990	Other Local Revenue	25,000.00	25,000.00	620.00	20,930.00	0.00	0.00	4,070.00	84
TOTALS:	Project: 8370 - Dragon Games	25,000.00	25,000.00	620.00	20,930.00	0.00	0.00	4,070.00	84

COLLIERVILLE SCHOOLS

Page: 20 of 29
 06/13/2022
 10:58:39 AM

Report Code: BAT_GL_TEMPLATE

REVENUE BY FUNC

BATCH QUEUE ID 495414

FOR MAY, 2022

PROJECT : 8710 - LEARNING CAMPS

FUNCTION	DESCRIPTION	BUDGET AMOUNT	ADJUSTED BUDGET	CURRENT ACTIVITY	YTD ACTIVITY	ENCUMBRANCE	REQUISITION	UNENCUMBERED BALANCE	PERCENT ENCMBRD
45590	Other State Education Funds	28,044.74	28,044.74	0.00	28,044.74	0.00	0.00	0.00	100
TOTALS:	Project 8710 - Learning Camps	28,044.74	28,044.74	0.00	28,044.74	0.00	0.00	0.00	100

COLLIERVILLE SCHOOLS

Page: 21 of 29
 06/13/2022
 10:58:39 AM

REVENUE BY FUNC

BATCH QUEUE ID 495414

FOR MAY, 2022

PROJECT : 8711 - LEARNING CAMPS FY22

Report Code: BAT_GL_TEMPLATE

FUNCTION	DESCRIPTION	BUDGET AMOUNT	ADJUSTED BUDGET	CURRENT ACTIVITY	YTD ACTIVITY	ENCUMBRANCE	REQUISITION	UNENCUMBERED BALANCE	PERCENT ENCMBRD
46590	Other State Education Funds	654,702.70	654,702.70	0.00	0.00	0.00	0.00	654,702.70	0
TOTALS:	Project 8711 - Learning Camps FY22	654,702.70	654,702.70	0.00	0.00	0.00	0.00	654,702.70	0

COLLIERVILLE SCHOOLS

Page: 22 of 29
 06/13/2022
 10:58:39 AM

REVENUE BY FUNC

BATCH QUEUE ID 495414

FOR MAY, 2022

PROJECT : 8720 - BRIDGE CAMP

Report Code: BAT_GL_TEMPLATE

FUNCTION	DESCRIPTION	BUDGET AMOUNT	ADJUSTED BUDGET	CURRENT ACTIVITY	YTD ACTIVITY	ENCUMBRANCE	REQUISITION	UNENCUMBERED BALANCE	PERCENT ENCMBRD
46590	Other State Education Funds	9,155.58	9,155.58	0.00	9,155.58	0.00	0.00	0.00	100
TOTALS:	Project: 8720 - Bridge Camp	9,155.58	9,155.58	0.00	9,155.58	0.00	0.00	0.00	100

COLLIERVILLE SCHOOLS

Page: 23 of 29
 06/13/2022
 10:58:39 AM

Report Code: BAT_GL_TEMPLATE

REVENUE BY FUNC
 BATCH QUEUE ID 495414
 FOR MAY, 2022

PROJECT : 8721 - BRIDGE CAMP FY22

FUNCTION	DESCRIPTION	BUDGET AMOUNT	ADJUSTED BUDGET	CURRENT ACTIVITY	YTD ACTIVITY	ENCUMBRANCE	REQUISITION	UNENCUMBERED BALANCE	PERCENT ENCUMBRD
46590	Other State Education Funds	263,104.11	263,104.11	0.00	0.00	0.00	0.00	263,104.11	0
TOTALS:	Project 8721 - Bridge Camp FY22	263,104.11	263,104.11	0.00	0.00	0.00	0.00	263,104.11	0

COLLIERVILLE SCHOOLS

Page: 24 of 29
 06/13/2022
 10:58:39 AM

Report Code: BAT_GL_TEMPLATE

REVENUE BY FUNC
 BATCH QUEUE ID 495414
 FOR MAY, 2022

PROJECT : 8730 - STREAM MINI CAMPS

FUNCTION	DESCRIPTION	BUDGET AMOUNT	ADJUSTED BUDGET	CURRENT ACTIVITY	YTD ACTIVITY	ENCUMBRANCE	REQUISITION	UNENCUMBERED BALANCE	PERCENT ENCMBRD
46590	Other State Education Funds	187,057.91	187,057.91	0.00	0.00	0.00	0.00	187,057.91	0
TOTALS:	Project: 8730 - STREAM Mini Camps	187,057.91	187,057.91	0.00	0.00	0.00	0.00	187,057.91	0

COLLIERVILLE SCHOOLS

Page: 25 of 29
 06/13/2022
 10:58:39 AM

Report Code: BAT_GL_TEMPLATE

REVENUE BY FUNC
 BATCH QUEUE ID 495414
 FOR MAY, 2022

PROJECT : 8740 - LEARNING CAMP TRANSPORTATION

FUNCTION	DESCRIPTION	BUDGET AMOUNT	ADJUSTED BUDGET	CURRENT ACTIVITY	YTD ACTIVITY	ENCUMBRANCE	REQUISITION	UNENCUMBERED BALANCE	PERCENT ENCMBRD
46590	Other State Education Funds	174,970.02	174,970.02	0.00	0.00	0.00	0.00	174,970.02	0
TOTALS:	Project: 8740 - LEARNING CAMP TRANSPORTATION	174,970.02	174,970.02	0.00	0.00	0.00	0.00	174,970.02	0

COLLIERVILLE SCHOOLS

REVENUE BY FUNC

BATCH QUEUE ID 495414

FOR MAY, 2022

PROJECT : 8800 - RESPONSE TO DISPROPORTIONALITY-IDEA PART B

Page: 26 of 29

06/13/2022

10:58:39 AM

Report Code: BAT_GL_TEMPLATE

FUNCTION	DESCRIPTION	BUDGET AMOUNT	ADJUSTED BUDGET	CURRENT ACTIVITY	YTD ACTIVITY	ENCUMBRANCE	REQUISITION	UNENCUMBERED BALANCE	PERCENT ENCMBRD
47590	Other Federal Thru State	37,489.75	61,691.00	0.00	14,918.00	0.00	0.00	46,773.00	24
TOTALS:	Project 8800 - RESPONSE TO DISPROPORTIONALITY- IDEA PART B	37,489.75	61,691.00	0.00	14,918.00	0.00	0.00	46,773.00	24

COLLIERVILLE SCHOOLS

REVENUE BY FUNC

BATCH QUEUE ID 495414

FOR MAY, 2022

PROJECT : 8810 - RESPONSE TO DISP-ARP IDEA

Page: 27 of 29

06/13/2022

10:58:39 AM

Report Code: BAT_GL_TEMPLATE

FUNCTION	DESCRIPTION	BUDGET AMOUNT	ADJUSTED BUDGET	CURRENT ACTIVITY	YTD ACTIVITY	ENCUMBRANCE	REQUISITION	UNENCUMBERED BALANCE	PERCENT ENCUMBR
47590	Other Federal Thru State	75,541.54	75,541.54	0.00	75,541.40	0.00	0.00	0.14	100
TOTALS:	Project 8810 - RESPONSE TO DISP- ARP IDEA	75,541.54	75,541.54	0.00	75,541.40	0.00	0.00	0.14	100

COLLIERVILLE SCHOOLS

REVENUE BY FUNC

Report Code: BAT_GL_TEMPLATE

BATCH QUEUE ID 495414

Page: 28 of 29

06/13/2022

10:58:39 AM

BUDGET AMOUNT	ADJUSTED BUDGET	CURRENT ACTIVITY	YTD ACTIVITY	ENCUMBRANCE	REQUISITION	UNENCUMBERED BALANCE	PERCENT ENCUMBRD
2,071,149.08	2,113,820.83	56,034.06	508,165.33	0.00	0.00	1,605,655.50	24
GRAND TOTAL:							

COLLIERVILLE SCHOOLS

Page: 1 of 33
 06/13/2022
 10:59:10 AM

EXPENSES BY FUNCTION

BATCH QUEUE ID 495415
 FOR MAY, 2022
 PROJECT : 8010 - VOLUNTARY PRE-K

Report Code: BAT_GL_TEMPLATE

OBJECT	DESCRIPTION	BUDGET AMOUNT	ADJUSTED BUDGET	CURRENT ACTIVITY	YTD ACTIVITY	ENCUMBRANCE	REQUISITION	UNENCUMBERED BALANCE	PERCENT ENCMBRD
Function : 73400 - Early Childhood Education									
11600	Teachers	113,969.00	113,969.00	9,150.13	101,792.09	0.00	0.00	12,176.91	89
16300	Educational Assistants	46,126.00	46,126.00	4,428.20	41,527.29	0.00	0.00	4,598.71	90
20100	Social Security	9,926.00	9,926.00	788.52	8,162.06	0.00	0.00	1,763.94	82
20400	State Retirement	8,184.00	8,184.00	0.00	8,184.00	0.00	0.00	0.00	100
20600	Life Insurance	485.00	485.00	36.44	485.00	0.00	0.00	0.00	100
20700	Medical Insurance	2,322.39	2,322.39	0.00	2,322.39	0.00	0.00	0.00	100
21200	Employer Medicare	2,321.00	2,321.00	184.42	1,908.89	0.00	0.00	412.11	82
21700	Retirement - Hybrid Stabilization	3,112.00	3,112.00	263.14	2,222.98	0.00	0.00	889.02	71
TOTALS:	Function: 73400 - Early Childhood Education	186,445.39	186,445.39	14,850.85	166,604.70	0.00	0.00	19,840.69	89
Function : 99100 - Transfers Out									
50400	Indirect Cost	3,728.91	3,728.91	297.01	3,332.09	0.00	0.00	396.82	89
TOTALS:	Function: 99100 - Transfers Out	3,728.91	3,728.91	297.01	3,332.09	0.00	0.00	396.82	89
TOTALS:	Project: 8010 - VOLUNTARY PRE-K	190,174.30	190,174.30	15,147.86	169,936.79	0.00	0.00	20,237.51	89

COLLIERVILLE SCHOOLS

EXPENSES BY FUNCTION

BATCH QUEUE ID 495415

FOR MAY, 2022

PROJECT : 8020 - COORDINATED SCHOOL HEALTH

Report Code: BAT_GL_TEMPLATE

OBJECT	DESCRIPTION	BUDGET AMOUNT	ADJUSTED BUDGET	CURRENT ACTIVITY	YTD ACTIVITY	ENCUMBRANCE	REQUISITION	UNENCUMBERED BALANCE	PERCENT ENCMBRD
Function : 72120 - Health Services									
18900	Other Salaries & Wages	64,695.00	55,775.38	4,739.80	44,133.58	0.00	0.00	11,641.80	79
20100	Social Security	4,140.00	4,231.47	294.12	2,738.53	0.00	0.00	1,492.94	65
20400	State Retirement	6,870.00	4,119.88	339.86	3,178.62	0.00	0.00	941.26	77
20600	Life Insurance	188.00	150.00	18.16	163.44	0.00	0.00	-13.44	109
20700	Medical Insurance	6,900.00	0.00	0.00	0.00	0.00	0.00	0.00	0
21200	Employer Medicare	970.00	821.39	68.78	640.41	0.00	0.00	180.98	78
21700	Retirement - Hybrid Stabilization	1,300.00	1,319.41	86.74	800.07	0.00	0.00	519.34	61
35500	Travel	0.00	1,000.00	40.47	322.07	0.00	0.00	677.93	32
39900	Other Contracted Services	0.00	3,223.00	0.00	3,223.00	0.00	0.00	0.00	100
49900	Other Supplies & Materials	0.00	10,723.00	685.39	6,664.88	0.00	0.00	4,058.12	62
52400	In-Service/Staff Development	4,937.00	8,636.47	718.68	5,912.22	0.00	0.00	2,724.25	68
TOTALS:	Function: 72120 - Health Services	90,000.00	90,000.00	6,992.00	67,776.82	0.00	0.00	22,223.18	75
TOTALS:	Project: 8020 - COORDINATED SCHOOL HEALTH	90,000.00	90,000.00	6,992.00	67,776.82	0.00	0.00	22,223.18	75

COLLIERVILLE SCHOOLS

EXPENSES BY FUNCTION

Report Code: BAT_GL_TEMPLATE

BATCH QUEUE ID 495415

FOR MAY, 2022

PROJECT : 8030 - SAFE SCHOOLS GRANT

Page: 3 of 33

06/13/2022

10:59:10 AM

OBJECT	DESCRIPTION	BUDGET AMOUNT	ADJUSTED BUDGET	CURRENT ACTIVITY	YTD ACTIVITY	ENCUMBRANCE	REQUISITION	UNENCUMBERED BALANCE	PERCENT ENCUMBRD
Function : 72130 - Other Student Support									
30900	Contracts w Govt Agencies	20,000.00	20,000.00	0.00	20,000.00	0.00	0.00	0.00	100
52400	In-Service/Staff Development	25,000.00	25,000.00	1,203.92	11,925.89	0.00	0.00	13,074.11	48
TOTALS:	Function: 72130 - Other Student Support	45,000.00	45,000.00	1,203.92	31,925.89	0.00	0.00	13,074.11	71
Function : 72210 - Regular Instruction Program Support									
18900	Other Salaries & Wages	79,840.00	79,840.00	6,018.00	66,820.55	0.00	0.00	13,019.45	84
20100	Social Security	4,550.00	4,550.00	367.54	4,087.27	0.00	0.00	462.73	90
20400	State Retirement	5,300.00	5,300.00	431.50	4,791.15	0.00	0.00	508.85	90
20600	Life Insurance	225.00	225.00	23.56	235.60	0.00	0.00	-10.60	105
21200	Employer Medicare	1,075.00	1,075.00	85.96	955.90	0.00	0.00	119.10	89
21700	Retirement - Hybrid Stabilization	1,400.00	1,400.00	110.12	1,222.72	0.00	0.00	177.28	87
35500	Travel	1,500.00	1,500.00	127.26	947.57	0.00	0.00	552.43	63
39900	Other Contracted Services	62,077.00	62,077.00	0.00	16,579.41	37,955.14	0.00	7,542.45	88
49900	Other Supplies & Materials	4,000.00	4,000.00	0.00	3,952.40	0.00	0.00	47.60	99
79000	Other Equipment	10,000.00	10,000.00	0.00	1,726.26	4,357.06	0.00	3,916.68	61
TOTALS:	Function: 72210 - Regular Instruction Program Support	169,967.00	169,967.00	7,163.94	101,318.83	42,312.20	0.00	26,335.97	85
TOTALS:	Project: 8030 - Safe Schools Grant	214,967.00	214,967.00	8,367.86	133,244.72	42,312.20	0.00	39,410.08	82

COLLIERVILLE SCHOOLS

EXPENSES BY FUNCTION

Report Code: BAT_GL_TEMPLATE

BATCH QUEUE ID 496415

FOR MAY, 2022

PROJECT : 8036 - AMERICA'S FARMERS GROW

Page: 4 of 33

06/13/2022

10:59:10 AM

OBJECT	DESCRIPTION	BUDGET AMOUNT	ADJUSTED BUDGET	CURRENT ACTIVITY	YTD ACTIVITY	ENCUMBRANCE	REQUISITION	UNENCUMBERED BALANCE	PERCENT ENCMBRD
Function : 72210 - Regular Instruction Program Support									
49900	Other Supplies & Materials	2,500.00		0.00	0.00	0.00	0.00	2,500.00	0
TOTALS:	Function: 72210 - Regular Instruction Program Support	2,500.00	2,500.00	0.00	0.00	0.00	0.00	2,500.00	0
TOTALS:	Project 8036 - America's Farmers Grow	2,500.00	2,500.00	0.00	0.00	0.00	0.00	2,500.00	0

COLLIERVILLE SCHOOLS

EXPENSES BY FUNCTION

Report Code: BAT_GL_TEMPLATE

BATCH QUEUE ID 495415

FOR MAY, 2022

PROJECT : 8043 - DONATIONS - GREENHOUSE PROJECT AT CMS

Page: 5 of 33

06/13/2022

10:59:10 AM

OBJECT	DESCRIPTION	BUDGET AMOUNT	ADJUSTED BUDGET	CURRENT ACTIVITY	YTD ACTIVITY	ENCUMBRANCE	REQUISITION	UNENCUMBERED BALANCE	PERCENT ENCMBRD
Function : 72210 - Regular Instruction Program Support									
39900	Other Contracted Services	473.00	473.00	0.00	0.00	0.00	0.00	473.00	0
79000	Other Equipment	3,000.00	3,000.00	0.00	0.00	0.00	0.00	3,000.00	0
TOTALS:	Function: 72210 - Regular Instruction Program Support	3,473.00	3,473.00	0.00	0.00	0.00	0.00	3,473.00	0
TOTALS:	Project: 8043 - Donations - Greenhouse Project at CMS	3,473.00	3,473.00	0.00	0.00	0.00	0.00	3,473.00	0

COLLIERVILLE SCHOOLS

Page: 6 of 33
 06/13/2022
 10:59:10 AM

EXPENSES BY FUNCTION

Report Code: BAT_GL_TEMPLATE

BATCH QUEUE ID 495415
 FOR MAY, 2022

PROJECT : 8046 - FAMILY RESOURCE/RACE 4 THE VILLE

OBJECT	DESCRIPTION	BUDGET AMOUNT	ADJUSTED BUDGET	CURRENT ACTIVITY	YTD ACTIVITY	ENCUMBRANCE	REQUISITION	UNENCUMBERED BALANCE	PERCENT ENCMBRD
Function : 72120 - Health Services									
39900	Other Contracted Services	4,419.00	6,469.00	3,270.00	3,270.00	1,587.50	0.00	1,611.50	75
49900	Other Supplies & Materials	5,679.92	19,073.42	0.00	7,867.88	0.00	0.00	11,205.54	41
59900	Other Charges	0.00	2,119.00	0.00	1,010.00	0.00	0.00	1,109.00	48
TOTALS:	Function: 72120 - Health Services	10,098.92	27,661.42	3,270.00	12,147.88	1,587.50	0.00	13,926.04	50
TOTALS:	Project: 8046 - Family Resource/Race 4 the Ville	10,098.92	27,661.42	3,270.00	12,147.88	1,587.50	0.00	13,926.04	50

COLLIERVILLE SCHOOLS

Page: 7 of 33
 06/13/2022
 10:59:10 AM

EXPENSES BY FUNCTION

BATCH QUEUE ID 495415
 FOR MAY, 2022

Report Code: BAT_GL_TEMPLATE

PROJECT : 8047 - DONATIONS-AUDITORIUM SEATS (CHS)

OBJECT	DESCRIPTION	BUDGET AMOUNT	ADJUSTED BUDGET	CURRENT ACTIVITY	YTD ACTIVITY	ENCUMBRANCE	REQUISITION	UNENCUMBERED BALANCE	PERCENT ENCMBRD
Function : 72320 - Director of Schools									
59900	Other Charges	3,000.00	3,000.00	0.00	0.00	0.00	0.00	3,000.00	0
TOTALS:	Function: 72320 - Director of Schools	3,000.00	3,000.00	0.00	0.00	0.00	0.00	3,000.00	0
TOTALS:	Project: 8047 - Donations-Auditorium Seats (CHS)	3,000.00	3,000.00	0.00	0.00	0.00	0.00	3,000.00	0

COLLIERVILLE SCHOOLS

Page: 8 of 33
 06/13/2022
 10:59:10 AM

EXPENSES BY FUNCTION

BATCH QUEUE ID 495415
 FOR MAY, 2022
 PROJECT : 8048 - PD FOR TEACHERS

Report Code: BAT_GL_TEMPLATE

OBJECT	DESCRIPTION	BUDGET AMOUNT	ADJUSTED BUDGET	CURRENT ACTIVITY	YTD ACTIVITY	ENCUMBRANCE	REQUISITION	UNENCUMBERED BALANCE	PERCENT ENCBRD
Function : 72210 - Regular Instruction Program Support									
52400	In-Service/Staff Development	1,813.86	1,813.86	0.00	0.00	0.00	0.00	1,813.86	0
59900	Other Charges	3,204.27	3,204.27	0.00	845.00	0.00	0.00	2,359.27	26
TOTALS:	Function: 72210 - Regular Instruction Program Support	5,018.13	5,018.13	0.00	845.00	0.00	0.00	4,173.13	17
TOTALS:	Project: 8048 - PD for Teachers	5,018.13	5,018.13	0.00	845.00	0.00	0.00	4,173.13	17

COLLIERVILLE SCHOOLS

EXPENSES BY FUNCTION

Report Code: BAT_GL_TEMPLATE

BATCH QUEUE ID 495415

FOR MAY, 2022

PROJECT : 8049 - VPK DONATIONS

Page: 9 of 33

06/13/2022

10:59:10 AM

OBJECT	DESCRIPTION	BUDGET AMOUNT	ADJUSTED BUDGET	CURRENT ACTIVITY	YTD ACTIVITY	ENCUMBRANCE	REQUISITION	UNENCUMBERED BALANCE	PERCENT ENCUMBRD
Function : 73400 - Early Childhood Education									
59900	Other Charges	473.97	473.97	0.00	265.00	0.00	0.00	208.97	56
TOTALS:	Function: 73400 - Early Childhood Education	473.97	473.97	0.00	265.00	0.00	0.00	208.97	56
TOTALS:	Project: 8049 - VPK Donations	473.97	473.97	0.00	265.00	0.00	0.00	208.97	56

COLLIERVILLE SCHOOLS

EXPENSES BY FUNCTION

Report Code: BAT_GL_TEMPLATE

BATCH QUEUE ID 495415

FOR MAY, 2022

PROJECT : 8098 - CPR TRAINING PROJECT

Page: 10 of 33

06/13/2022

10:59:10 AM

OBJECT	DESCRIPTION	BUDGET AMOUNT	ADJUSTED BUDGET	CURRENT ACTIVITY	YTD ACTIVITY	ENCUMBRANCE	REQUISITION	UNENCUMBERED BALANCE	PERCENT ENCMBRD
Function : 72120 - Health Services									
49900	Other Supplies & Materials	226.00	459.00	0.00	0.00	0.00	0.00	459.00	0
TOTALS:	Function: 72120 - Health Services	226.00	459.00	0.00	0.00	0.00	0.00	459.00	0
TOTALS:	Project: 8098 - CPR Training Project	226.00	459.00	0.00	0.00	0.00	0.00	459.00	0

COLLIERVILLE SCHOOLS

EXPENSES BY FUNCTION

Report Code: BAT_GL_TEMPLATE

BATCH QUEUE ID 495415

FOR MAY, 2022

PROJECT : 8200 - ATHLETIC FUND

Page: 11 of 33

06/13/2022

10:59:10 AM

OBJECT	DESCRIPTION	BUDGET AMOUNT	ADJUSTED BUDGET	CURRENT ACTIVITY	YTD ACTIVITY	ENCUMBRANCE	REQUISITION	UNENCUMBERED BALANCE	PERCENT ENCMBRD
Function : 72810 - Central and Other									
39900	Other Contracted Services	250.00	3,500.00	0.00	2,400.00	0.00	0.00	1,100.00	69
49900	Other Supplies & Materials	2,750.00	6,500.00	63.97	5,893.25	0.00	0.00	606.75	91
TOTALS:	Function: 72810 - Central and Other	3,000.00	10,000.00	63.97	8,293.25	0.00	0.00	1,706.75	83
TOTALS:	Project: 8200 - Athletic Fund	3,000.00	10,000.00	63.97	8,293.25	0.00	0.00	1,706.75	83

COLLIERVILLE SCHOOLS

EXPENSES BY FUNCTION

Report Code: BAT_GL_TEMPLATE

BATCH QUEUE ID 495415

FOR MAY, 2022

PROJECT : 8300 - SODEXO SCHOLARSHIP

Page: 12 of 33

06/13/2022

10:59:10 AM

OBJECT	DESCRIPTION	BUDGET AMOUNT	ADJUSTED BUDGET	CURRENT ACTIVITY	YTD ACTIVITY	ENCUMBRANCE	REQUISITION	UNENCUMBERED BALANCE	PERCENT ENCUMBRD
Function : 72320 - Director of Schools									
59900	Other Charges	21,512.50	21,512.50	1,000.00	1,000.00	0.00	0.00	20,512.50	5
TOTALS:	Function: 72320 - Director of Schools	21,512.50	21,512.50	1,000.00	1,000.00	0.00	0.00	20,512.50	5
TOTALS:	Project: 8300 - SODEXO SCHOLARSHIP	21,512.50	21,512.50	1,000.00	1,000.00	0.00	0.00	20,512.50	5

COLLIERVILLE SCHOOLS

Page: 14 of 33
 06/13/2022
 10:59:10 AM

EXPENSES BY FUNCTION

BATCH QUEUE ID 495415
 FOR MAY, 2022
 PROJECT : 8320 - BRYAN GATLIN MEMORIAL SCHOLARSHIP

Report Code: BAT_GL_TEMPLATE

OBJECT	DESCRIPTION	BUDGET AMOUNT	ADJUSTED BUDGET	CURRENT ACTIVITY	YTD ACTIVITY	ENCUMBRANCE	REQUISITION	UNENCUMBERED BALANCE	PERCENT ENCMBRD
Function : 72230 - Vocational Education Program Support									
59900	Other Charges	9,463.00	9,463.00	750.00	750.00	0.00	0.00	8,713.00	8
TOTALS:	Function: 72230 - Vocational Education Program Support	9,463.00	9,463.00	750.00	750.00	0.00	0.00	8,713.00	8
TOTALS:	Project: 8320 - BRYAN GATLIN MEMORIAL SCHOLARSHIP	9,463.00	9,463.00	750.00	750.00	0.00	0.00	8,713.00	8

COLLIERVILLE SCHOOLS

Page: 15 of 33
 06/13/2022
 10:59:10 AM

EXPENSES BY FUNCTION

BATCH QUEUE ID 495415
 FOR MAY, 2022

Report Code: BAT_GL_TEMPLATE

PROJECT : 8330 - GARRETT HELMS MEMORIAL FUND

OBJECT	DESCRIPTION	BUDGET AMOUNT	ADJUSTED BUDGET	CURRENT ACTIVITY	YTD ACTIVITY	ENCUMBRANCE	REQUISITION	UNENCUMBERED BALANCE	PERCENT ENCUMBRD
Function : 72220 - Special Education Program Support									
52400	In-Service/Staff Development	16,913.20	18,088.20	0.00	0.00	0.00	0.00	18,088.20	0
TOTALS:	Function: 72220 - Special Education Program Support	16,913.20	18,088.20	0.00	0.00	0.00	0.00	18,088.20	0
TOTALS:	Project: 8330 - GARRETT HELMS MEMORIAL FUND	16,913.20	18,088.20	0.00	0.00	0.00	0.00	18,088.20	0

COLLIERVILLE SCHOOLS

EXPENSES BY FUNCTION

Report Code: BAT_GL_TEMPLATE

BATCH QUEUE ID 495415

FOR MAY, 2022

PROJECT : 8340 - HART FAMILY MEMORIAL DONATION

Page: 16 of 33

06/13/2022

10:59:10 AM

OBJECT	DESCRIPTION	BUDGET AMOUNT	ADJUSTED BUDGET	CURRENT ACTIVITY	YTD ACTIVITY	ENCUMBRANCE	REQUISITION	UNENCUMBERED BALANCE	PERCENT ENCUMBRD
Function : 72230 - Vocational Education Program Support									
59900	Other Charges	20,836.37	20,836.37	0.00	20,682.43	0.00	0.00	153.94	99
TOTALS:	Function: 72230 - Vocational Education Program Support	20,836.37	20,836.37	0.00	20,682.43	0.00	0.00	153.94	99
TOTALS:	Project: 8340 - HART FAMILY MEMORIAL DONATION	20,836.37	20,836.37	0.00	20,682.43	0.00	0.00	153.94	99

COLLIERVILLE SCHOOLS

Page: 17 of 33
 06/13/2022
 10:59:10 AM

EXPENSES BY FUNCTION

BATCH QUEUE ID 495415
 FOR MAY, 2022

PROJECT : 8350 - CHRISTOPHER DUFOUR MEMORIAL SCHOLARSHIP

Report Code: BAT_GL_TEMPLATE

OBJECT	DESCRIPTION	BUDGET AMOUNT	ADJUSTED BUDGET	CURRENT ACTIVITY	YTD ACTIVITY	ENCUMBRANCE	REQUISITION	UNENCUMBERED BALANCE	PERCENT ENCUMBRD
Function : 72810 - Central and Other									
59900	Other Charges	6,926.34	6,926.34	1,000.00	1,000.00	0.00	0.00	5,926.34	14
TOTALS:	Function: 72810 - Central and Other	6,926.34	6,926.34	1,000.00	1,000.00	0.00	0.00	5,926.34	14
TOTALS:	Project: 8350 - CHRISTOPHER DUFOUR MEMORIAL SCHOLARSHIP	6,926.34	6,926.34	1,000.00	1,000.00	0.00	0.00	5,926.34	14

COLLIERVILLE SCHOOLS

EXPENSES BY FUNCTION

Report Code: BAT_GL_TEMPLATE

BATCH QUEUE ID 495415

FOR MAY, 2022

PROJECT : 8360 - CHS HORT SCIENCE/C'VILLE CHAMBER COMMERCE DONATION

Page: 18 of 33

06/13/2022

10:59:10 AM

OBJECT	DESCRIPTION	BUDGET AMOUNT	ADJUSTED BUDGET	CURRENT ACTIVITY	YTD ACTIVITY	ENCUMBRANCE	REQUISITION	UNENCUMBERED BALANCE	PERCENT ENCMBRD
Function : 72130 - Other Student Support									
49900	Other Supplies & Materials	7,500.00	10,000.00	9,897.00	9,897.00	0.00	0.00	103.00	99
TOTALS:	Function: 72130 - Other Student Support	7,500.00	10,000.00	9,897.00	9,897.00	0.00	0.00	103.00	99
TOTALS:	Project: 8360 - CHS HORT SCIENCE/C'VILLE CHAMBER COMMERCE DONATION	7,500.00	10,000.00	9,897.00	9,897.00	0.00	0.00	103.00	99

COLLIERVILLE SCHOOLS

EXPENSES BY FUNCTION

Report Code: BAT_GL_TEMPLATE

BATCH QUEUE ID 495415

FOR MAY, 2022

PROJECT : 8370 - DRAGON GAMES

Page: 19 of 33

06/13/2022

10:59:10 AM

OBJECT	DESCRIPTION	BUDGET AMOUNT	ADJUSTED BUDGET	CURRENT ACTIVITY	YTD ACTIVITY	ENCUMBRANCE	REQUISITION	UNENCUMBERED BALANCE	PERCENT ENCMBRD
Function : 72220 - Special Education Program Support									
59903	Dragon Games Costs	25,000.00	25,000.00	2,729.14	2,729.14	2,620.00	0.00	19,650.86	21
TOTALS:	Function: 72220 - Special Education Program Support	25,000.00	25,000.00	2,729.14	2,729.14	2,620.00	0.00	19,650.86	21
TOTALS:	Project: 8370 - Dragon Games	25,000.00	25,000.00	2,729.14	2,729.14	2,620.00	0.00	19,650.86	21

COLLIERVILLE SCHOOLS

Page: 20 of 33
06/13/2022
10:59:10 AM

EXPENSES BY FUNCTION
BATCH QUEUE ID 495415
FOR MAY, 2022

Report Code: BAT_GL_TEMPLATE

PROJECT : 8710 - LEARNING CAMPS

OBJECT	DESCRIPTION	BUDGET AMOUNT	ADJUSTED BUDGET	CURRENT ACTIVITY	YTD ACTIVITY	ENCUMBRANCE	REQUISITION	UNENCUMBERED BALANCE	PERCENT ENCMBRD
Function : 71100 - Regular Instruction Program									
11600	Teachers	16,625.00	16,625.00	0.00	16,625.00	0.00	0.00	0.00	100
16300	Educational Assistants	5,204.00	5,204.00	0.00	5,204.00	0.00	0.00	0.00	100
20100	Social Security	1,353.05	1,353.05	0.00	1,353.05	0.00	0.00	0.00	100
20400	State Retirement	1,838.27	1,838.27	0.00	1,838.27	0.00	0.00	0.00	100
21200	Employer Medicare	316.44	316.44	0.00	316.44	0.00	0.00	0.00	100
21700	Retirement - Hybrid Stabilization	144.35	144.35	0.00	144.35	0.00	0.00	0.00	100
TOTALS:	Function: 71100 - Regular Instruction Program	25,481.11	25,481.11	0.00	25,481.11	0.00	0.00	0.00	100
Function : 72120 - Health Services									
13100	Medical Personnel	408.00	408.00	0.00	408.00	0.00	0.00	0.00	100
20100	Social Security	25.30	25.30	0.00	25.30	0.00	0.00	0.00	100
20400	State Retirement	28.60	28.60	0.00	28.60	0.00	0.00	0.00	100
21200	Employer Medicare	5.92	5.92	0.00	5.92	0.00	0.00	0.00	100
21700	Retirement - Hybrid Stabilization	8.12	8.12	0.00	8.12	0.00	0.00	0.00	100
TOTALS:	Function: 72120 - Health Services	475.94	475.94	0.00	475.94	0.00	0.00	0.00	100
Function : 72410 - Office of the Principal									
10400	Principal(s)	700.00	700.00	0.00	700.00	0.00	0.00	0.00	100
16200	Clerical Personnel	304.00	304.00	0.00	304.00	0.00	0.00	0.00	100
20100	Social Security	62.23	62.23	0.00	62.23	0.00	0.00	0.00	100
20400	State Retirement	93.90	93.90	0.00	93.90	0.00	0.00	0.00	100
21200	Employer Medicare	14.56	14.56	0.00	14.56	0.00	0.00	0.00	100
21700	Retirement - Hybrid Stabilization	5.56	5.56	0.00	5.56	0.00	0.00	0.00	100
TOTALS:	Function: 72410 - Office of the Principal	1,180.25	1,180.25	0.00	1,180.25	0.00	0.00	0.00	100
Function : 73100 - Food Services									
10500	Supervisor/Director	776.80	776.80	0.00	776.80	0.00	0.00	0.00	100
20100	Social Security	48.15	48.15	0.00	48.15	0.00	0.00	0.00	100
20400	State Retirement	63.04	63.04	0.00	63.04	0.00	0.00	0.00	100
21200	Employer Medicare	11.26	11.26	0.00	11.26	0.00	0.00	0.00	100

COLLIERVILLE SCHOOLS

EXPENSES BY FUNCTION

BATCH QUEUE ID 495415

FOR MAY, 2022

PROJECT : 8710 - LEARNING CAMPS

Report Code: BAT_GL_TEMPLATE

OBJECT	DESCRIPTION	BUDGET AMOUNT	ADJUSTED BUDGET	CURRENT ACTIVITY	YTD ACTIVITY	ENCUMBRANCE	REQUISITION	UNENCUMBERED BALANCE	PERCENT ENCUMBRD
21700	Retirement - Hybrid Stabilization	8.19	8.19	0.00	8.19	0.00	0.00	0.00	100
TOTALS:	Function: 73100 - Food Service	907.44	907.44	0.00	907.44	0.00	0.00	0.00	100
TOTALS:	Project: 8710 - Learning Camps	28,044.74	28,044.74	0.00	28,044.74	0.00	0.00	0.00	100

COLLIERVILLE SCHOOLS

EXPENSES BY FUNCTION

Report Code: BAT_GL_TEMPLATE

BATCH QUEUE ID 495415

FOR MAY, 2022

PROJECT : 8711 - LEARNING CAMPS FY22

Page: 22 of 33

06/13/2022

10:59:10 AM

OBJECT	DESCRIPTION	BUDGET AMOUNT	ADJUSTED BUDGET	CURRENT ACTIVITY	YTD ACTIVITY	ENCUMBRANCE	REQUISITION	UNENCUMBERED BALANCE	PERCENT ENCMBRD
Function : 71100 - Regular Instruction Program									
11600	Teachers	307,615.00	242,165.00	0.00	0.00	0.00	0.00	242,165.00	0
16300	Educational Assistants	89,964.00	53,408.00	0.00	0.00	0.00	0.00	53,408.00	0
20100	Social Security	24,229.73	17,961.43	0.00	0.00	0.00	0.00	17,961.43	0
20400	State Retirement	41,189.04	30,414.06	0.00	0.00	0.00	0.00	30,414.06	0
21200	Employer Medicare	5,764.82	4,256.74	0.00	0.00	0.00	0.00	4,256.74	0
21700	Retirement - Hybrid Stabilization	0.00	2,000.00	0.00	0.00	0.00	0.00	2,000.00	0
42900	Instructional Supplies & Materials	15,334.94	76,788.30	0.00	0.00	9,261.73	0.00	67,526.57	12
47100	Software	128,360.00	175,740.00	91,193.51	91,193.51	16,200.00	0.00	68,346.49	61
TOTALS:	Function: 71100 - Regular Instruction Program	612,457.53	602,733.53	91,193.51	91,193.51	25,461.73	0.00	486,078.29	19
Function : 72130 - Other Student Support									
39900	Other Contracted Services	5,500.00	5,500.00	0.00	0.00	0.00	0.00	5,500.00	0
TOTALS:	Function: 72130 - Other Student Support	5,500.00	5,500.00	0.00	0.00	0.00	0.00	5,500.00	0
Function : 72210 - Regular Instruction Program Support									
10500	Supervisor/Director	10,164.00	10,164.00	0.00	0.00	0.00	0.00	10,164.00	0
18900	Other Salaries & Wages	8,687.00	15,232.00	0.00	0.00	0.00	0.00	15,232.00	0
20100	Social Security	1,169.17	1,575.17	0.00	0.00	0.00	0.00	1,575.17	0
20400	State Retirement	1,953.00	2,631.00	0.00	0.00	0.00	0.00	2,631.00	0
21200	Employer Medicare	274.00	369.00	0.00	0.00	0.00	0.00	369.00	0
21700	Retirement - Hybrid Stabilization	0.00	2,000.00	0.00	0.00	0.00	0.00	2,000.00	0
TOTALS:	Function: 72210 - Regular Instruction Program Support	22,247.17	31,971.17	0.00	0.00	0.00	0.00	31,971.17	0
Function : 72610 - Operation of Plant									
32800	Janitorial Services	5,000.00	5,000.00	0.00	0.00	0.00	0.00	5,000.00	0
TOTALS:	Function: 72610 - Operation of Plant	5,000.00	5,000.00	0.00	0.00	0.00	0.00	5,000.00	0
Function : 73100 - Food Service									
10500	Supervisor/Director	8,046.00	8,046.00	0.00	0.00	0.00	0.00	8,046.00	0

COLLIERVILLE SCHOOLS

EXPENSES BY FUNCTION

Page: 23 of 33
 06/13/2022
 10:59:10 AM

Report Code: BAT_GL_TEMPLATE

BATCH QUEUE ID 495415
 FOR MAY, 2022
 PROJECT : 8711 - LEARNING CAMPS FY22

OBJECT	DESCRIPTION	BUDGET AMOUNT	ADJUSTED BUDGET	CURRENT ACTIVITY	YTD ACTIVITY	ENCUMBRANCE	REQUISITION	UNENCUMBERED BALANCE	PERCENT ENCUMBRD
20100	Social Security	501.00	501.00	0.00	0.00	0.00	0.00	501.00	0
20400	State Retirement	834.00	834.00	0.00	0.00	0.00	0.00	834.00	0
21200	Employer Medicare	117.00	117.00	0.00	0.00	0.00	0.00	117.00	0
TOTALS:	Function: 73100 - Food Service	9,498.00	9,498.00	0.00	0.00	0.00	0.00	9,498.00	0
TOTALS:	Project: 8711 - Learning Camps FY22	654,702.70	654,702.70	91,193.51	91,193.51	25,461.73	0.00	538,047.46	18

COLLIERVILLE SCHOOLS

EXPENSES BY FUNCTION

Report Code: BAT_GL_TEMPLATE

BATCH QUEUE ID 495415

FOR MAY, 2022

PROJECT : 8720 - BRIDGE CAMP

Page: 24 of 33

06/13/2022

10:59:10 AM

OBJECT	DESCRIPTION	BUDGET AMOUNT	ADJUSTED BUDGET	CURRENT ACTIVITY	YTD ACTIVITY	ENCUMBRANCE	REQUISITION	UNENCUMBERED BALANCE	PERCENT ENCMBRD
Function : 71100 - Regular Instruction Program									
11600	Teachers	4,200.00	4,200.00	0.00	4,200.00	0.00	0.00	0.00	100
16300	Educational Assistants	1,444.00	1,444.00	0.00	1,444.00	0.00	0.00	0.00	100
20100	Social Security	349.83	349.83	0.00	349.83	0.00	0.00	0.00	100
20400	State Retirement	540.29	540.29	0.00	540.29	0.00	0.00	0.00	100
21200	Employer Medicare	81.82	81.82	0.00	81.82	0.00	0.00	0.00	100
21700	Retirement - Hybrid Stabilization	22.14	22.14	0.00	22.14	0.00	0.00	0.00	100
TOTALS:	Function: 71100 - Regular Instruction Program	6,638.08	6,638.08	0.00	6,638.08	0.00	0.00	0.00	100
Function : 72130 - Other Student Support									
12300	Guidance Personnel	600.00	600.00	0.00	600.00	0.00	0.00	0.00	100
20100	Social Security	37.18	37.18	0.00	37.18	0.00	0.00	0.00	100
20400	State Retirement	61.80	61.80	0.00	61.80	0.00	0.00	0.00	100
21200	Employer Medicare	8.70	8.70	0.00	8.70	0.00	0.00	0.00	100
TOTALS:	Function: 72130 - Other Student Support	707.68	707.68	0.00	707.68	0.00	0.00	0.00	100
Function : 72410 - Office of the Principal									
10400	Principal(s)	600.00	600.00	0.00	600.00	0.00	0.00	0.00	100
16200	Clerical Personnel	285.00	285.00	0.00	285.00	0.00	0.00	0.00	100
20100	Social Security	54.83	54.83	0.00	54.83	0.00	0.00	0.00	100
20400	State Retirement	82.23	82.23	0.00	82.23	0.00	0.00	0.00	100
21200	Employer Medicare	12.82	12.82	0.00	12.82	0.00	0.00	0.00	100
21700	Retirement - Hybrid Stabilization	5.22	5.22	0.00	5.22	0.00	0.00	0.00	100
TOTALS:	Function: 72410 - Office of the Principal	1,040.10	1,040.10	0.00	1,040.10	0.00	0.00	0.00	100
Function : 73100 - Food Service									
10500	Supervisor/Director	657.60	657.60	0.00	657.60	0.00	0.00	0.00	100
20100	Social Security	40.76	40.76	0.00	40.76	0.00	0.00	0.00	100
20400	State Retirement	61.82	61.82	0.00	61.82	0.00	0.00	0.00	100

COLLIERVILLE SCHOOLS

EXPENSES BY FUNCTION

Report Code: BAT_GL_TEMPLATE

BATCH QUEUE ID 495415

FOR MAY, 2022

PROJECT : 8720 - BRIDGE CAMP

Page: 25 of 33

06/13/2022

10:59:10 AM

OBJECT	DESCRIPTION	BUDGET AMOUNT	ADJUSTED BUDGET	CURRENT ACTIVITY	YTD ACTIVITY	ENCUMBRANCE	REQUISITION	UNENCUMBERED BALANCE	PERCENT ENCMBRD
21200	Employer Medicare	9.54	9.54	0.00	9.54	0.00	0.00	0.00	100
TOTALS:	Function: 73100 - Food Service	769.72	769.72	0.00	769.72	0.00	0.00	0.00	100
TOTALS:	Project: 8720 - Bridge Camp	9,155.58	9,155.58	0.00	9,155.58	0.00	0.00	0.00	100

COLLIERVILLE SCHOOLS

EXPENSES BY FUNCTION

Page: 26 of 33
06/13/2022
10:59:10 AM

Report Code: BAT_GL_TEMPLATE

BATCH QUEUE ID 495415
FOR MAY, 2022
PROJECT : 8721 - BRIDGE CAMP FY22

OBJECT	DESCRIPTION	BUDGET AMOUNT	ADJUSTED BUDGET	CURRENT ACTIVITY	YTD ACTIVITY	ENCUMBRANCE	REQUISITION	UNENCUMBERED BALANCE	PERCENT ENCMBRD
Function : 71100 - Regular Instruction Program									
11600	Teachers	157,080.00	104,720.00	0.00	0.00	0.00	0.00	104,720.00	0
16300	Educational Assistants	25,704.00	29,988.00	0.00	0.00	0.00	0.00	29,988.00	0
20100	Social Security	11,337.60	8,355.20	0.00	0.00	0.00	0.00	8,355.20	0
20400	State Retirement	18,936.00	13,956.00	0.00	0.00	0.00	0.00	13,956.00	0
21200	Employer Medicare	2,652.00	1,954.00	0.00	0.00	0.00	0.00	1,954.00	0
21700	Retirement - Hybrid Stabilization	0.00	2,000.00	0.00	0.00	0.00	0.00	2,000.00	0
49900	Other Supplies & Materials	8,717.51	61,453.91	0.00	0.00	10,402.34	0.00	51,051.57	17
TOTALS:	Function: 71100 - Regular Instruction Program	224,427.11	222,427.11	0.00	0.00	10,402.34	0.00	212,024.77	5
Function : 72130 - Other Student Support									
39900	Other Contracted Services	5,000.00	5,000.00	0.00	0.00	0.00	0.00	5,000.00	0
TOTALS:	Function: 72130 - Other Student Support	5,000.00	5,000.00	0.00	0.00	0.00	0.00	5,000.00	0
Function : 72210 - Regular Instruction Program Support									
10500	Supervisor/Director	10,164.00	10,164.00	0.00	0.00	0.00	0.00	10,164.00	0
18900	Other Salaries & Wages	8,687.00	8,687.00	0.00	0.00	0.00	0.00	8,687.00	0
20100	Social Security	1,170.00	1,170.00	0.00	0.00	0.00	0.00	1,170.00	0
20400	State Retirement	1,953.00	1,953.00	0.00	0.00	0.00	0.00	1,953.00	0
21200	Employer Medicare	369.00	369.00	0.00	0.00	0.00	0.00	369.00	0
21700	Retirement - Hybrid Stabilization	0.00	2,000.00	0.00	0.00	0.00	0.00	2,000.00	0
TOTALS:	Function: 72210 - Regular Instruction Program Support	22,343.00	24,343.00	0.00	0.00	0.00	0.00	24,343.00	0
Function : 72610 - Operation of Plant									
32800	Janitorial Services	5,000.00	5,000.00	0.00	0.00	0.00	0.00	5,000.00	0
TOTALS:	Function: 72610 - Operation of Plant	5,000.00	5,000.00	0.00	0.00	0.00	0.00	5,000.00	0
Function : 73100 - Food Service									
10500	Supervisor/Director	5,366.00	5,366.00	0.00	0.00	0.00	0.00	5,366.00	0
20100	Social Security	334.00	334.00	0.00	0.00	0.00	0.00	334.00	0
20400	State Retirement	556.00	556.00	0.00	0.00	0.00	0.00	556.00	0

COLLIERVILLE SCHOOLS

06/13/2022

10:59:10 AM

EXPENSES BY FUNCTION

BATCH QUEUE ID 495415

FOR MAY, 2022

PROJECT : 8721 - BRIDGE CAMP FY22

Report Code: BAT_GL_TEMPLATE

OBJECT	DESCRIPTION	BUDGET AMOUNT	ADJUSTED BUDGET	CURRENT ACTIVITY	YTD ACTIVITY	ENCUMBRANCE	REQUISITION	UNENCUMBERED BALANCE	PERCENT ENCUMBRD
21200	Employer Medicare	78.00	78.00	0.00	0.00	0.00	0.00	78.00	0
TOTALS:	Function: 73100 - Food Service	6,334.00	6,334.00	0.00	0.00	0.00	0.00	6,334.00	0
TOTALS:	Project: 8721 - Bridge Camp FY22	263,104.11	263,104.11	0.00	0.00	10,402.34	0.00	252,701.77	4

COLLIERVILLE SCHOOLS

EXPENSES BY FUNCTION

Report Code: BAT_GL_TEMPLATE

BATCH QUEUE ID 495415
FOR MAY, 2022

PROJECT : 8730 - STREAM MINI CAMPS

Page: 28 of 33
06/13/2022
10:59:10 AM

OBJECT	DESCRIPTION	BUDGET AMOUNT	ADJUSTED BUDGET	CURRENT ACTIVITY	YTD ACTIVITY	ENCUMBRANCE	REQUISITION	UNENCUMBERED BALANCE	PERCENT ENCMBRD
Function : 71100 - Regular Instruction Program									
11600	Teachers	78,540.00	65,450.00	0.00	0.00	0.00	0.00	65,450.00	0
16300	Educational Assistants	25,704.00	14,994.00	0.00	0.00	0.00	0.00	14,994.00	0
20100	Social Security	6,468.00	4,991.00	0.00	0.00	0.00	0.00	4,991.00	0
20400	State Retirement	10,800.00	8,334.00	0.00	0.00	0.00	0.00	8,334.00	0
21200	Employer Medicare	1,512.00	1,167.00	0.00	0.00	0.00	0.00	1,167.00	0
21700	Retirement - Hybrid Stabilization	0.00	2,000.00	0.00	0.00	0.00	0.00	2,000.00	0
47100	Software	51,550.00	62,410.00	20,856.50	20,856.50	0.00	0.00	41,553.50	33
49900	Other Supplies & Materials	12,483.91	27,711.91	1,242.05	1,242.05	1,499.84	0.00	24,970.02	10
TOTALS:	Function: 71100 - Regular Instruction Program	187,057.91	187,057.91	22,098.55	22,098.55	1,499.84	0.00	163,459.52	13
TOTALS:	Project: 8730 - STREAM Mini Camps	187,057.91	187,057.91	22,098.55	22,098.55	1,499.84	0.00	163,459.52	13

COLLIERVILLE SCHOOLS

EXPENSES BY FUNCTION

Report Code: BAT_GL_TEMPLATE

BATCH QUEUE ID 495415
FOR MAY, 2022

Page: 29 of 33
06/13/2022
10:59:10 AM

PROJECT : 8740 - LEARNING CAMP TRANSPORTATION

OBJECT	DESCRIPTION	BUDGET AMOUNT	ADJUSTED BUDGET	CURRENT ACTIVITY	YTD ACTIVITY	ENCUMBRANCE	REQUISITION	UNENCUMBERED BALANCE	PERCENT ENCMBRD
Function : 72710 - Transportation									
31400	Contracts w Public Carriers	174,970.02	174,970.02	0.00	0.00	0.00	0.00	174,970.02	0
TOTALS:	Function: 72710 - Transportation	174,970.02	174,970.02	0.00	0.00	0.00	0.00	174,970.02	0
TOTALS:	Project 8740 - LEARNING CAMP TRANSPORTATION	174,970.02	174,970.02	0.00	0.00	0.00	0.00	174,970.02	0

COLLIERVILLE SCHOOLS

EXPENSES BY FUNCTION

Report Code: BAT_GL_TEMPLATE

BATCH QUEUE ID 495415

FOR MAY, 2022

PROJECT : 8800 - RESPONSE TO DISPROPORTIONALITY-IDEA PART B

Page: 30 of 33

06/13/2022

10:59:10 AM

OBJECT	DESCRIPTION	BUDGET AMOUNT	ADJUSTED BUDGET	CURRENT ACTIVITY	YTD ACTIVITY	ENCUMBRANCE	REQUISITION	UNENCUMBERED BALANCE	PERCENT ENCMBRD
Function : 72210 - Regular Instruction Program Support									
49920	Other Supplies & Materials - CCEIS	5,550.00	5,550.00	0.00	5,550.00	0.00	0.00	0.00	100
52420	In-Service/Staff Development - CCEIS	31,939.75	56,141.00	20,770.00	56,138.00	0.00	0.00	3.00	100
TOTALS:	Function: 72210 - Regular Instruction Program Support	37,489.75	61,691.00	20,770.00	61,688.00	0.00	0.00	3.00	100
TOTALS:	Project 8800 - RESPONSE TO DISPROPORTIONALITY-IDEA PART B	37,489.75	61,691.00	20,770.00	61,688.00	0.00	0.00	3.00	100

COLLIERVILLE SCHOOLS

Page: 31 of 33
 06/13/2022
 10:59:10 AM

EXPENSES BY FUNCTION

BAT_GL_TEMPLATE
 BAT_QUEUE ID 495415
 FOR MAY, 2022

PROJECT : 8810 - RESPONSE TO DISP-ARP IDEA

OBJECT	DESCRIPTION	BUDGET AMOUNT	ADJUSTED BUDGET	CURRENT ACTIVITY	YTD ACTIVITY	ENCUMBRANCE	REQUISITION	UNENCUMBERED BALANCE	PERCENT ENCMBRD
Function : 72210 - Regular Instruction Program Support									
52420	In-Service/Staff Development - CCEIS	75,541.54	75,541.54	0.00	75,541.40	0.00	0.00	0.14	100
TOTALS:	Function: 72210 - Regular Instruction Program Support	75,541.54	75,541.54	0.00	75,541.40	0.00	0.00	0.14	100
TOTALS:	Project: 8810 - RESPONSE TO DISP-ARP IDEA	75,541.54	75,541.54	0.00	75,541.40	0.00	0.00	0.14	100

COLLIERVILLE SCHOOLS

EXPENSES BY FUNCTION

Report Code: BAT_GL_TEMPLATE

BATCH QUEUE ID 495415

Page: 32 of 33

06/13/2022

10:59:10 AM

BUDGET AMOUNT	ADJUSTED BUDGET	CURRENT ACTIVITY	YTD ACTIVITY	ENCUMBRANCE	REQUISITION	UNENCUMBERED BALANCE	PERCENT ENCUMBR
2,071,149.08	2,113,820.83	183,279.89	716,289.81	83,883.61	0.00	1,313,647.41	38
GRAND TOTAL:							

C.I.P.

COLLIERVILLE SCHOOLS

Report Code: BAT_GL_TEMPLATE

REVENUE BY FUNC

BATCH QUEUE ID 495430

FOR MAY, 2022

PROJECT : 6117 - CROSSWIND RENOVATION

FUNCTION	DESCRIPTION	BUDGET AMOUNT	ADJUSTED BUDGET	CURRENT ACTIVITY	YTD ACTIVITY	ENCUMBRANCE	REQUISITION	UNENCUMBERED BALANCE	PERCENT ENCUMBRD
49100	Bond Proceeds	0.00	237,405.00	0.00	0.00	0.00	0.00	237,405.00	0
TOTALS:	Project 6117 - Crosswind Renovation	0.00	237,405.00	0.00	0.00	0.00	0.00	237,405.00	0

COLLIERVILLE SCHOOLS

Page: 2 of 5

06/13/2022

11:35:19 AM

Report Code: BAT_GL_TEMPLATE

REVENUE BY FUNC

BATCH QUEUE ID 495430

FOR MAY, 2022

PROJECT : 6206 - CES GYM RENOVATION

FUNCTION	DESCRIPTION	BUDGET AMOUNT	ADJUSTED BUDGET	CURRENT ACTIVITY	YTD ACTIVITY	ENCUMBRANCE	REQUISITION	UNENCUMBERED BALANCE	PERCENT ENCMBRD
49100	Bond Proceeds	1,533,338.00	1,870,959.00	0.00	1,069,500.44	0.00	0.00	801,458.56	57
49800	Transfers In	0.00	2,446,942.05	0.00	0.00	0.00	0.00	2,446,942.05	0
TOTALS:	Project 6206 - CES Gym Renovation	1,533,338.00	4,317,901.05	0.00	1,069,500.44	0.00	0.00	3,248,400.61	25

COLLIERVILLE SCHOOLS

Page: 3 of 5

06/13/2022

11:35:19 AM

Report Code: BAT_GL_TEMPLATE

REVENUE BY FUNC

BATCH QUEUE ID 495430

FOR MAY, 2022

PROJECT : 6525 - UNALLOCATED CIP FROM SHELBY CO

FUNCTION	DESCRIPTION	BUDGET AMOUNT	ADJUSTED BUDGET	CURRENT ACTIVITY	YTD ACTIVITY	ENCUMBRANCE	REQUISITION	UNENCUMBERED BALANCE	PERCENT ENCMBRD
49100	Bond Proceeds	2,000,000.00	300,000.00	264,799.36	397,199.04	0.00	0.00	-97,199.04	132
TOTALS:	Project 6525 - Unallocated CIP from Shelby Co	2,000,000.00	300,000.00	264,799.36	397,199.04	0.00	0.00	-97,199.04	132

COLLIERVILLE SCHOOLS

Page: 4 of 5

REVENUE BY FUNC

06/13/2022

Report Code: BAT_GL_TEMPLATE

BATCH QUEUE ID 495430

11:35:19 AM

BUDGET AMOUNT	ADJUSTED BUDGET	CURRENT ACTIVITY	YTD ACTIVITY	ENCUMBRANCE	REQUISITION	UNENCUMBERED BALANCE	PERCENT ENCMBRD
3,533,338.00	4,855,306.05	264,799.36	1,466,699.48	0.00	0.00	3,388,606.57	30
GRAND TOTAL:							

COLLIERVILLE SCHOOLS

Report Code: BAT_GL_TEMPLATE

BATCH QUEUE ID 495431

FOR MAY, 2022

EXPENSES BY FUNCTION

PROJECT : 6117 - CROSSWIND RENOVATION

OBJECT	DESCRIPTION	BUDGET AMOUNT	ADJUSTED BUDGET	CURRENT ACTIVITY	YTD ACTIVITY	ENCUMBRANCE	REQUISITION	UNENCUMBERED BALANCE	PERCENT ENCUMBRD
Function : 91300 - Education Capital Projects									
30400	Architects	0.00	237,325.00	0.00	10,000.00	0.00	0.00	227,325.00	4
79900	Other Capital Outlay	0.00	80.00	0.00	27.17	0.00	0.00	52.83	34
TOTALS:	Function: 91300 - Education Capital Projects	0.00	237,405.00	0.00	10,027.17	0.00	0.00	227,377.83	4
TOTALS:	Project: 6117 - Crosswind Renovation	0.00	237,405.00	0.00	10,027.17	0.00	0.00	227,377.83	4

COLLIERVILLE SCHOOLS

EXPENSES BY FUNCTION

Report Code: BAT_GL_TEMPLATE

BATCH QUEUE ID 495431

FOR MAY, 2022

PROJECT : 6206 - CES GYM RENOVATION

Page: 2 of 5

06/13/2022

11:37:21 AM

OBJECT	DESCRIPTION	BUDGET AMOUNT	ADJUSTED BUDGET	CURRENT ACTIVITY	YTD ACTIVITY	ENCUMBRANCE	REQUISITION	UNENCUMBERED BALANCE	PERCENT ENCMBRD
Function : 91300 - Education Capital Projects									
30400	Architects	33,338.00	22,225.00	1,111.25	20,002.50	0.00	0.00	2,222.50	90
59900	Other Charges	0.00	1,645.00	0.00	1,644.88	0.00	0.00	0.12	100
70600	Building Construction	1,500,000.00	3,963,747.05	0.00	3,230,886.13	0.00	0.00	732,860.92	82
71100	Furniture & Fixtures	0.00	330,000.00	90,200.50	97,904.50	97,642.29	0.00	134,453.21	59
79900	Other Capital Outlay	0.00	284.00	0.00	141.45	0.00	0.00	142.55	50
TOTALS:	Function: 91300 - Education Capital Projects	1,533,338.00	4,317,901.05	91,311.75	3,350,579.46	97,642.29	0.00	869,679.30	80
TOTALS:	Project: 6206 - CES Gym Renovation	1,533,338.00	4,317,901.05	91,311.75	3,350,579.46	97,642.29	0.00	869,679.30	80

COLLIERVILLE SCHOOLS

EXPENSES BY FUNCTION

Page: 3 of 5
 06/13/2022
 11:37:21 AM

Report Code: BAT_GL_TEMPLATE

BATCH QUEUE ID 495431
 FOR MAY, 2022

PROJECT : 6525 - UNALLOCATED CIP FROM SHELBY CO

OBJECT	DESCRIPTION	BUDGET AMOUNT	ADJUSTED BUDGET	CURRENT ACTIVITY	YTD ACTIVITY	ENCUMBRANCE	REQUISITION	UNENCUMBERED BALANCE	PERCENT ENCMBRD
Function : 91300 - Education Capital Projects									
30400	Architects	2,000,000.00	300,000.00	0.00	0.00	0.00	0.00	300,000.00	0
TOTALS:	Function: 91300 - Education Capital Projects	2,000,000.00	300,000.00	0.00	0.00	0.00	0.00	300,000.00	0
TOTALS:	Project: 6525 - Unallocated CIP from Shelby Co	2,000,000.00	300,000.00	0.00	0.00	0.00	0.00	300,000.00	0

COLLIERVILLE SCHOOLS

EXPENSES BY FUNCTION

Report Code: BAT_GL_TEMPLATE

BATCH QUEUE ID 495431

Page: 4 of 5

06/13/2022

11:37:21 AM

BUDGET AMOUNT	ADJUSTED BUDGET	CURRENT ACTIVITY	YTD ACTIVITY	ENCUMBRANCE	REQUISITION	UNENCUMBERED BALANCE	PERCENT ENCUMBRD
3,533,338.00	4,855,306.05	91,311.75	3,360,606.63	97,642.29	0.00	1,397,057.13	71
GRAND TOTAL:							

Collierville Schools Board of Education

Monitoring: Review: Annually, in June	Descriptor Term: <h2 style="margin: 0;">Grading System</h2>	Descriptor Code: 4.600	Issued Date: REVISED
		Rescinds: 4.600	Issued: 07/27/21. 03/29/22 06/22/21 02/24/21 09/22/20 06/27/19 08/08/18 07/25/17 04/17/17 09/08/15 05/11/15 06/10/14

1 The Director of Schools shall develop an administrative procedure to establish a system of grading and
 2 assessment for evaluating and recording student progress and to measure student performance in
 3 conjunction with Board-adopted content standards for grades K-12. The grading/assessment system shall
 4 follow all applicable statutes and rules and regulations of the State Board of Education. The
 5 grading/assessment system shall be uniform district-wide at comparable grade levels, except that the
 6 Director of Schools shall have the authority to establish and operate ungraded and/or unstructured classes
 7 in grades K-3 according to state rules and regulations.¹

8 The Director of Schools shall submit a copy of the grading, reporting, and assessment systems to the
 9 Board before the system is implemented.² These guidelines shall be communicated annually to students
 10 and parents/guardians.¹

11 Conduct grades are based on behavior and shall not be deducted from scholastic grades.

12 A student’s academic grade is solely intended to reflect the student’s acquired knowledge, ability, and/or
 13 skills in the designated subject. Therefore, academic credit/points may not be awarded or deducted for
 14 any purpose that is not directly related to the student’s academic performance. For example, academic
 15 credit/points may not be awarded as an incentive to participate or achieve a certain goal in a school fund-
 16 raising event.

17 In the event of an excused absence, students are expected to make up missed work within a reasonable
 18 amount of time as determined by the school policy, with a minimum of one day allowed for each day
 19 absent.

20 **KINDERGARTEN**

21 The kindergarten report card shows progress toward the state standards. The grade level standards are
 22 set by the state and indicate what a student should know and be able to do. Students are evaluated

1 based on their progress toward meeting benchmarks for each standard. This is indicated by mastery
2 (M) or non-mastery (X) for each skill.

3 Social Expectations and Art, Music, and PE will be represented with “S” for satisfactory and “N” for
4 needs improvement.

5 Report Cards are issued at the end of each nine-week period. Parents must be notified within a report
6 card period when a student is not doing acceptable work.

7 **GRADES 1-5**

8
9 Student conduct is graded as “E”, “S”, “N” and is to be reported at each grading period on the report
10 card.

11
12 The basic grading system for knowledge/subject area is expressed by the letters “A”, “B”, “C”, “D”, and
13 “F” according to the numerical values listed under the Grading Scale.

14 **Grades 1-2**

- 15
- 16 • During the first 9-weeks a minimum of six (6) grades should be given for Language Arts
17 and Math.
- 18 • During the second through fourth 9-weeks a minimum of nine (9) grades should be given
19 in Language Arts and Math.

20
21 First (1st) and second (2nd) grade science and social studies will be expressed by the letter
22 grades “S” or “N”.

23 **Grades 3-5**

- 24
- 25 • During the first 9-weeks a minimum of six (6) grades should be given for Language Arts,
26 Math, Science, and Social Studies.
- 27 • During the second through fourth 9-weeks a minimum of six (6) grades should be given
28 in Science and Social Studies, while a minimum of nine (9) grades should be given in
29 Language Arts and Math.

30 Grading Scale

31
32 A..... 90-100

33
34 B..... 80-89

35
36 C..... 70-79

37
38 D..... ~~65-69~~ 60-69

39
40 F..... ~~Below 65~~ Below 60

1
2
3
4

Plus and minus evaluations are not to be added to letter grades.
The numerical values listed are for teacher use only.

5 **Semester Grades**

6 Semester grades for grades 1-5 are determined by an average of grades for each of the two nine-week
7 terms.

8

9 **Final Grades**

10 Final grades are determined by averaging the two semester grades.

11 **State Standardized Assessments**

12 For students in grades 3-5, scores on the state standardized assessments shall not count in the students'
13 final grade. (TCA 49-1-617)

14 Report cards are issued at the end of each nine-week period. Parents must be notified within a report
15 card period when a student is not doing acceptable work.

16 **GRADES 6-8**

17 Collierville Schools Board of Education policy in accordance with the Tennessee Uniform Grading
18 System establishes the grading system for grades 6-12.

19 Report cards are issued at the end of each nine-week period. Parents must be notified within a report
20 card period when a student is not doing acceptable work.

21 In all schools, students' conduct is graded as "E", "S", "N" and is to be reported at each grading period
22 on the report card.

23 Grades will be reported on report cards and transcript records using numerical values as indicated below:

24
25
26
27
28
29
30
31
32
33
34

Grading Scale

A..... 90-100

B..... 80-89

C..... 70-79

D..... ~~65-69~~ 60-69

F..... ~~Below 65~~ Below 60

35 Grades given at the end of each nine-week period will be determined by the average of daily work, oral
36 and written assignments, and other meaningful assessments that allow students to demonstrate mastery

1 of skills and concepts. A minimum of **twelve** grades for the nine-week period should be recorded for
2 each subject. Teachers of career, pilot, and other competency-based courses may appeal to the principal
3 on an annual basis for a waiver of this requirement. Fifty percent of the student's grade in the course
4 should be earned and recorded by the interim of the nine-week term. This gives the teachers the basis
5 for the grades at the end of the grading period.

6 Grades for homework assignments should be given with care. Homework assignments are of value in
7 affording students needed practice, and such assignments should be made within practicable limits.
8

9 **State Standardized Assessments**

10 For students in grades 6-8, scores on the state standardized assessments shall comprise 15 percent (in the
11 subject areas of mathematics, reading/language arts, science, and social studies) of the students' final
12 grade for the spring semester. If Collierville Schools does not receive its students' state mandated test
13 scores at least five (5) instructional days before the end of the school year, the state mandated test scores
14 will not be included in the Collierville Schools students' grades in the subject areas of mathematics,
15 language arts, science, and social studies. (TCA 49-1-617).

16 **High School Level Course in Middle School**

17 Beginning with courses taken in the 2018-19 school year, students who successfully complete a high
18 school course in the middle school will earn a high school credit. Semester grades earned in high school
19 courses will be recorded on the high school transcript, but these grades will **not** factor into the student's
20 GPA or class rank at the high school level.

21 For courses which have no Tennessee State mandated EOC exam required during a given semester,
22 semester grades are determined by counting each of the two quarter grades as 50%.

23 For courses which have a Tennessee State mandated EOC exam required during second semester, the
24 semester grades are determined as follows:

- 25 • First semester grades are determined by counting each of the two quarter grades as 50%,
- 26 • Second semester grades are determined by counting each of the two quarter grades as 50%.
- 27 • The weight of the EOC examination on the student's final yearly average shall be fifteen
- 28 percent (15%), with each semester average weighted at 42.5%.
- 29 • If Collierville Schools does not receive its students' state mandated test scores at leave five
- 30 (5) instructional days before the end of the school year, the state mandated test scores will
- 31 not be included in the Collierville Schools students' grades in the subject areas of
- 32 mathematics, language arts, science and social studies.

33 Students who meet only the minimum requirements should be given minimum passing grades.

34 Credits will be awarded in a .5 increment upon successful completion of a semester.

35 Additionally, a student will receive one full credit in the course if he/she receives a passing yearly
36 grade in the course.
37

1 **GRADES 9-12¹**

2 Collierville Schools Board of Education policy in accordance with the Tennessee Uniform Grading
3 System establishes the grading system for grades 9-12.

4 Report cards are issued at the end of each nine-week period. Parents must be notified within a report
5 card period when a student is not doing acceptable work.

6 Grades will be reported on report cards and transcript records using numerical values as indicated
7 below.

8 Grading Scale

9
10 A..... 90-100

11
12 B..... 80-89

13
14 C.....70-79

15
16 D..... ~~65-69~~ 60-69

17
18 F..... ~~Below 65~~ Below 60

19 Grades given at the end of each nine-week period will be determined by the average of daily work, oral
20 and written assignments, and other meaningful assessments that allow students to demonstrate mastery
21 of skills and concepts. A minimum of twelve grades for the nine-week period should be recorded for
22 recorded for each subject. Teachers of career, pilot, and other competency-based courses may appeal to
23 the principal on an annual basis for a waiver of this requirement. Fifty percent of the student's grade in
24 the course should be earned and recorded by the interim of the nine-week term. This gives the teachers
25 the basis for the grades at the end of the grading period.

26 Students who meet only the minimum requirements should be given minimum passing grades.

27
28 Credits will be awarded in a 1.0 increment upon successful completion of a semester on a semester
29 block schedule and will be awarded in a 0.5 increment upon successful completion of a semester on
30 a year-long schedule. Half credit courses (0.5) will be awarded upon successful completion of the 9
31 weeks quarter on a semester block schedule and on upon successful completion of a semester on a
32 year-long schedule.

33 Additionally, a student will receive credit for a course if they receive a passing final grade in the course.

34
35 SEMESTER BLOCK SCHEDULE FINAL GRADES:

36 Final grades are comprised of two quarterly grades, each worth forty-two and a half percent (42.5%) and
37 a final exam worth fifteen percent (15%). For courses which include a state EOC exam, each quarter
38 grade is forty-two point five (42.5%) of the final grade, and the EOC exam accounts for fifteen percent
39 (15%).

40
41 YEAR LONG SCHEDULE FINAL GRADES:

42 Semester grades are comprised of two quarterly grades, each worth forty-two and a half percent (42.5%)
43 and a semester exam worth fifteen percent (15%). For courses which have no state mandated end of

1 course (EOC) exam, each semester grade is fifty percent (50%) of the final grade. For courses which
 2 include a state EOC exam, each semester grade is forty-two point five (42.5%) of the final grade, and
 3 the EOC exam accounts for fifteen percent (15%).

4 If Collierville Schools does not receive its students' state mandated test scores at least five (5)
 5 instructional days before the end of the final term, the state mandated test scores will not be included in
 6 the Collierville Schools students' grades in the subject areas of mathematics, language arts, science, and
 7 social studies.

8
 9 For Dual Enrollment and Advanced Placement courses, the final grades are determined as follows:

- 10 • Advanced Placement: The grades will be determined by counting 50% for each term.
- 11 • Dual Enrollment: The dual enrollment courses will follow the university's grading system for
 12 that specific course.
- 13 • Students are required to sit for their AP, Dual Enrollment, IB, SWDC and CLEP final tests. If
 14 a student does not sit for their final test, the additional points added to each term will be
 15 removed from the student's grade and final grade will be re-calculated to reflect that change.

16 **Calculation for High School Course GPA Weighting:**

Grade	Percentage Range	Standard	Honors / National Industry Certification	Statewide Dual Credit	Dual Enrollment and Advanced Placement
A	90-100	4.0	4.5	4.75	5.0
B	80 - 89	3.0	3.5	3.75	4.0
C	70 - 79	2.0	2.5	2.75	3.0
D	60 – 69 65–69	1.0	1.5	1.75	2.0
F	Below 60 Below 65	0.0	0.0	0.0	0.0

Collierville Schools Grading System – <i>Additional Points for Advanced Coursework</i>					
Grade	Percentage Range		Honors Courses	Local and Statewide Dual Credit Courses, Capstone Industry Certification-Aligned Courses, and Dual Enrollment Courses	Advanced Placement, Cambridge International, College Level Exam Program (CLEP), and International Baccalaureate Courses
A	90	100	Shall include the addition of 3 percentage points to the quarter grades and exam used to calculate the final average.	Shall include the addition of 4 percentage points to the quarter grades and exam used to calculate the final average.	Shall include the addition of 5 percentage points to the quarter grades and exams used to calculate the final average.
B	80	89			
C	70	79			
D	60 65	69			
F	0	59 64			

1 GRADES NINE - TWELVE GRADING SCALE AND LOTTERY SCHOLARSHIPS³

2 Local education agencies may allow students to participate in credit recovery programs as outlined in
 3 the State Board of Education’s High School Policy 2.103. Students passing credit recovery courses shall
 4 receive a grade of ~~seventy percent (70%)~~ **sixty percent (60%)**. The original failing grade shall not be
 5 considered in the HOPE Scholarship Eligibility Grade Point Average calculation. A student may repeat
 6 any course in which an “F” is made if the schedule of the student allows it. The subsequent grade, if
 7 higher than an “F” will be placed on the student’s transcript and the “F” will be removed. The course
 8 taken over must be the same course code number as the course which was failed, and the course must be
 9 retaken in a Collierville School. Collierville Schools will not remove an “F” from a transcript unless the
 10 course is repeated in a Collierville School.

11 The GPA used to determine eligibility for the HOPE Scholarship and other Tennessee Student Assistance
 12 Corporation funds shall be reported on the student’s transcript as the “Hope Scholarship GPA.” The
 13 grade scale used to calculate the “Hope Scholarship GPA” and is the TN State Uniform Grading System
 14 and will be calculated as follows in accordance with the State Board of Education’s Uniform Grading
 15 Policy 3.301:

TN State Uniform Grading System – <i>Additional Points for Advanced Coursework</i>					
Grade	Percentage Range		Honors Courses	Local and Statewide Dual Credit Courses, Capstone Industry Certification-Aligned Courses, and Dual Enrollment Courses	Advanced Placement, Cambridge International, College Level Exam Program (CLEP), and International Baccalaureate
A	90	93 100	Shall include the addition of 3 percentage points to the quarter grades and exam used to calculate the final average.	Shall include the addition of 4 percentage points to the quarter grades and exam used to calculate the final average.	Shall include the addition of 5 percentage points to the quarter grades and exam used to calculate the final average.
B	80	85 89			
C	70	75 79			
D	60	70 69			
F	0	59			

Legal References

1. TRR/MS 0520-01-03-.02, State Board of Education Policy 3.301
2. TCA 49-2-203(b)(7); TCA 49-2-301(b)(1)(H)
3. TCA 49-4-904, 907

Cross References

- Alternative Credit Options 4.209
- Credit Recovery 4.210
- Reporting Student Progress 4.601
- Honor Roll, Awards, & Class Ranking 4.602
- Promotion and Retention 4.603
- Transcript Alterations 4.608

Collierville Schools Board of Education

Monitoring: Review: Annually, in June	Descriptor Term: Use of the Internet	Descriptor Code: 4.406	Issued Date: Revised
		Rescinds:	Issued: 03/21/17 06/10/14

1 The Board supports the right of staff and students to have reasonable access to various information
2 formats and believes that it is incumbent upon staff and students to use this privilege in an appropriate
3 and responsible manner.

4 **Employees**

5 Before any employee is allowed use of the district's Internet or intranet access, the employee shall sign
6 a written agreement, developed by the director/designee that sets out the terms and conditions of such
7 use. Any employee who accesses the district's network system for any purpose agrees to be bound by
8 the terms of that agreement, even if no signed written agreement is on file.

9 The Director of Schools shall develop and implement procedures for appropriate Internet use which
10 shall address the following:

- 11 1. Development of the Network and Internet Use Agreement.
- 12 2. General rules and ethics of Internet access.
- 13 3. Guidelines regarding appropriate instruction and oversight of student Internet use.
- 14 4. Prohibited and illegal activities, including but not limited to the following:¹
 - 15 • Sending or displaying offensive messages or pictures
 - 16 • Using obscene language
 - 17 • Harassing, insulting, defaming or attacking others
 - 18 • Damaging computers, computer systems or computer networks
 - 19 • Hacking or attempting unauthorized access to any computer
 - 20 • Violation of copyright laws
 - 21 • Trespassing in another's folders, work or files, accounts
 - 22 • Intentional misuse of resources
 - 23 • Using another's password or other identifier (impersonation)
 - 24 • Use of the network for commercial or political purposes
 - 25 • Buying or selling on the Internet
 - 26 • Allowing unauthorized access to confidential information

27 **Students**

28 The Director of Schools shall develop and implement procedures for appropriate Internet use by
29 students. Procedures shall address the following:

- 30 1. General rules and ethics of Internet use.
- 31 2. Prohibited or illegal activities, including, but not limited to:¹

- 1 • Sending or displaying offensive messages or pictures
- 2 • Using obscene language
- 3 • Harassing, insulting, defaming or attacking others
- 4 • Damaging computers, computer systems or computer networks
- 5 • Hacking or attempting unauthorized access
- 6 • Violation of copyright laws
- 7 • Trespassing in another's folders, work or files. accounts
- 8 • Intentional misuse of resources
- 9 • Using another's password or other identifier (impersonation)
- 10 • Use of the network for commercial purposes
- 11 • Buying or selling on the Internet
- 12 • Using electronic resources for any purpose inconsistent with the system's discipline
- 13 policies or code of conduct.

14 INTERNET SAFETY MEASURES³

15 Internet safety measures shall be implemented that effectively address the following:

- 16 • Controlling access by students to inappropriate matter on the Internet and World Wide
- 17 Web
- 18 • Safety and security of students when they are using electronic mail, chat rooms, and
- 19 other forms of direct electronic communications
- 20 • Preventing unauthorized access, including "hacking" and other unlawful activities by
- 21 students on-line
- 22 • Unauthorized disclosure, use and dissemination of personal information regarding
- 23 students
- 24 • Restricting students' access to materials harmful to them

25 The Director of Schools/designee shall establish a process to ensure the district's education technology
26 is not used for purposes prohibited by law or for accessing sexually explicit materials. The process
27 shall include, but not be limited to:

- 28 • Utilizing technology that blocks or filters Internet access (for both students and adults)
- 29 to material that is obscene, child pornography or harmful to students
- 30 • Maintaining and securing a usage log
- 31 • Monitoring on-line activities of students

32 The Board shall provide reasonable public notice of, and at least one (1) public hearing or meeting to
33 address and communicate, its Internet safety measures.

34 A written parental consent shall be required prior to the student being granted access to electronic
35 media involving district technological resources. The required permission/agreement form, which shall
36 specify acceptable uses, rules of online behavior, access privileges, and penalties for policy/procedural
37 violations, must be signed by the parent/guardian of minor students (those under 18 years of age). This
38 document shall be executed each year and shall be valid only in the school year in which it was signed.

1 Complaints alleging a violation of the internet safety measures shall be submitted to the Director of
2 Technology or designee. All complaints shall be reviewed to determine how to appropriately to
3 respond.

4 **E-MAIL**

5 Users with network access shall not utilize district resources to establish electronic mail accounts
6 through third-party providers or any other nonstandard electronic mail system. All data including e-
7 mail communications stored or transmitted on school system computers shall be monitored.
8 Employees/students have no expectation of privacy with regard to such data. E-mail correspondence
9 may be a public record under the public records law and may be subject to public inspection.²

10 **INTERNET SAFETY INSTRUCTION⁴**

11 Students will be given appropriate instruction in internet safety as a part of any instruction utilizing
12 computer resources. The director shall provide adequate in-service instruction on internet safety.
13 Parents and students will be provided with material to raise awareness of the dangers posed by the
14 internet and ways in which the internet may be used safely.

15 **SOCIAL NETWORKING**

- 16 1. District staff who have a presence on social networking websites are prohibited from posting
17 data, documents, photographs or inappropriate information that is likely to create a material and
18 substantial disruption of classroom activity.
- 19 2. District staff are prohibited from accessing personal social networking sites on school
20 computers or during school hours except for legitimate instructional purposes.
- 21 3. The Board discourages district staff from socializing with students on social networking
22 websites. The same relationship, exchange, interaction, information, or behavior that would be
23 unacceptable in a non-technological medium is unacceptable when done through the use of
24 technology.

25 **VIOLATIONS**

26 Violations of this policy or a procedure promulgated under its authority shall be handled in accordance
27 with the existing disciplinary procedures of this District.

28 **VENDOR CONTRACTS³**

29 Prior to entering into any contract for the provision of digital or online materials created or marketed for
30 kindergarten through grade twelve (K-12), the district shall obtain an assurance that the vendor shall
31 adhere to state law. This determination includes ensuring that the vendor filters, blocks, or otherwise
32 prevents access to pornography or obscenity and verifying that the technology prevents a user from
33 sending, receiving, viewing, or downloading materials that are harmful to minors.

Legal References

1. TCA 39-14-602
2. 47 USCA § 254 (h)(5)(A) – (C), 254(l); 47 CFR § 54.520(c)(1)(i); 20 USCA § 7131
3. Public Acts of 2022, Chapter No. 1002
4. TCA 39-17-901; Public Acts of 2022, Chapter No. 1002
5. TCA 10-7-512
6. TCA 49-1-221

Cross References

Use of Email 1.805
School and System Websites 4.407
Controversial Materials 4.801
Student Publications 6.704

Collierville Schools Board of Education

Monitoring: Review: Annually, in June	Descriptor Term: Staff Responsible Use	Descriptor Code: 5.613	Issued Date: Revised
		Rescinds:	Issued: 12/08/20 03/21/17

1 The Collierville School Board recognizes that electronic information resources have transformed the
2 ways that information may be accessed and communicated. The Board recognizes that the effective uses
3 of these technologies enhance the quality and delivery of education by providing access to unique
4 resources and opportunities for collaborative work.

5 The Board supports the use of electronic communications for employees and expects that all faculty and
6 staff will integrate the use of voice, data and video technologies throughout the school system and in the
7 teaching and learning process. When used with proper monitoring and appropriate permissions, the
8 Board further supports the instructional use of educational collaborative and interactive sites.

9 However, the use of electronic technology is a privilege and is subject to all applicable state and federal
10 laws and policies of the District. The Board reserves the right to examine electronic mail messages, files
11 on all types of Collierville School's devices, and servers, cache files, website logs and any other
12 information stored or passing through the Collierville School's network systems. Employees who use
13 any system provided network service, device must sign a yearly Responsible Use Agreement, which will
14 be kept on file. All personal devices and electronic devices are subject to Collierville School's
15 Acceptable Use Guidelines when on Collierville School's property.

16 ~~Collierville Schools provides staff with the infrastructure necessary for telecommunications and access
17 to electronic resources for enhancement of job performance.~~

18 Collierville Schools may provide technological resources for students, employees, contractors, guests,
19 or other parties to use including, but not limited to, Internet access, computers and/or computing devices
20 (including related peripherals), videoconferencing capabilities, online collaboration capabilities,
21 message boards, social networking, and email. The policies outlined in this document are intended to
22 cover all available technologies, not just those specifically listed. Use of these resources will be permitted
23 as needed for instruction, research, information access, productivity, professional development, and
24 communication. District-provided electronic resources such as email accounts, employee and student
25 information management accounts, and workstation/laptop devices, or devices are limited to Collierville
26 School's employees.

27
28 Accounts issued to users for the use of District technology resources are for the intended user's sole use
29 only. Users are expected to keep login information private at all times and are responsible for any misuse
30 that occurs under the accounts issued to them. They shall use the system only under their own accounts
31 and shall maintain the privacy of personal information and passwords. Employees utilizing district-
32 provided network access are responsible for professional behavior on-line.

33
34

1 ~~Violations of the terms and conditions stated in these guidelines or CS Board Policy 4.406, Use of the~~
2 ~~Internet, may result in disciplinary action up to and including termination.~~ As a condition of maintaining
3 the privilege of using District computer resources, each user will be held responsible for his or her own
4 actions which affect such resources. Each user acknowledges and agrees to abide by the terms of the
5 Policy. A user who violates the Policy will be subject to appropriate discipline.

6 The Board authorizes the Superintendent **Director of Schools** to develop and implement procedures to
7 provide guidance in the appropriate and ethical use of electronic resources for employees.

8 **Use of District-Provided Electronic Resources**

9 Principals in school settings and department heads in system-wide settings must approve requests for
10 access to District electronic data. Access to electronic data will be granted based on the need to fulfill
11 job responsibilities. All participating employees, both certified and classified, are responsible for
12 maintaining confidentiality of this information.

13 Files stored on Collierville School's devices or network will not be maintained indefinitely and are
14 subject to review by personnel authorized by the Superintendent. This review is to maintain system
15 integrity and guarantee that employees are using the system responsibly. This examination may occur
16 with or without the user's prior knowledge and may be conducted in real time or by examining access
17 history and related files. Collierville Schools reserves the right to warehouse the hard drive of any
18 computer of any user in the event that the user is or is likely to become the subject of a lawsuit, charge
19 or formal complaint, and/or in the event that the information contained on the hard drive contains or is
20 likely to be alleged to contain information pertinent to a lawsuit, charge, or formal complaint.

21 All business communications should be conducted using a Collierville Schools email account. Users
22 should be aware that electronic communications could, depending on the technology, be forwarded,
23 intercepted, printed, and stored by others. Collierville Schools email is archived and could be retrieved
24 after the user has deleted the communication.

25 **A. ACCEPTABLE USES**

26 Employees may use the various resources provided by Collierville Schools to pursue educational
27 and business-related activities, with allowance made for modest amounts of incidental personal
28 use that does not violate this policy. All users of Collierville School's electronic resources are
29 expected to behave responsibly, legally, and ethically in their use of these resources. To that end,
30 it is the responsibility of the users to:

- 31 1. Abide by all state and federal laws, copyright provisions, Collierville School Board policies,
32 and software licensing agreements to which Collierville Schools is a party;
- 33 2. Take precautions to protect accounts and passwords by selecting passwords that adhere to the
34 district guidelines, changing them frequently and keeping them private;
- 35 3. Take precautions to protect sensitive data by assigning a login and screensaver password on
36 any device where applicable;
- 37 4. Observe the same standards of ethical conduct and courteous behavior that govern oral and
38 written communications and other personal interactions while in an educational environment;

- 1 5. Respect the privacy and confidentiality rights of other adults and students including their files,
2 accounts and personal information by upholding all federal or state statutes or any Board
3 policies and procedures regarding the protection of employee or student information; and
- 4 6. Follow all Collierville School's policies and procedures for student responsible use when
5 utilizing technology with students.

6 **B. UNACCEPTABLE USES**

7 Consistent with the above, unacceptable uses and behaviors include, but are not limited to:

- 8 1. Using the Collierville School's Network for, or in support of, any illegal purposes;
- 9 2. Using the Collierville School's Network for, or in support of, any obscene or pornographic
10 purposes including, but not limited to, the retrieving or viewing of any sexually explicit
11 material;
- 12 3. Using the Collierville School's Network for soliciting or distributing information with the
13 intent to incite violence, cause personal harm or bodily injury, or to harass, threaten, or
14 "stalk" another individual;
- 15 4. Using the Collierville School's Network for non-Board-related business purposes beyond
16 modest amounts of incidental personal use;
- 17 5. Using the Collierville School's Network for political lobbying or for personal financial gain;
- 18 6. Using personal devices, cell phones, PDA's, or other personal wireless devices to access the
19 Collierville School's network infrastructure without the permission of a Technology
20 Department staff member;
- 21 7. Attempting to subvert network security, impair the functionality of the network or to bypass
22 restrictions set by network administrators, including the creation and use of proxy servers;
- 23 8. Accessing sensitive or confidential student or employee data without authorization;
- 24 9. Knowingly spreading "malware" or malicious software;
- 25 10. Allowing unauthorized access to Collierville School's confidential data, email
26 correspondence, or other information;
- 27 11. Connecting a Collierville School's device to any other service provider while also
28 connecting to the Collierville School's network via Ethernet or a wireless access point;
- 29 12. Downloading electronic media or software that may cause a threat to the Collierville
30 School's Network;
- 31 13. Copying sensitive or confidential student or employee data to any removable media such as
32 a "thumb" or flash drive, a hard drive, or a CD without authorization; and
- 33 14. Using "system" or "administrative" passwords with authorization.
- 34 15. District issued email shall not be used for creation of outside personal accounts.

35 **This is not intended to be an exhaustive list.**

36 **C. SECURITY**

37 All employees must promptly report any breaches of responsible use to school principals,
38 department supervisors, or their designees, or the Director of Technology. If an employee
39 inadvertently accesses inappropriate information, he or she should immediately disclose the
40 inadvertent access to a superior. Department supervisors or school principals shall report security
41 breaches to the Superintendent or their designees or to the Director of Technology or designee.

1 Failure to report any incident promptly may subject the employee to corrective action consistent
2 with the Board’s rules and policies.

3 **D. PRIVACY**

4 I will only use e-mail accounts created and contained within the District’s network systems (i.e.,
5 those ending in “@collierville.schools.org”) to transmit personally identifiable information (PII)
6 from students’ education records to other District employees who have a legitimate educational
7 or business interest in the information or other individuals with a legal right to view the PII under
8 FERPA. I further understand that the transmission of student information to external parties by
9 District e-mail is strictly prohibited as is the forwarding of such District e-mails to non-District
10 e-mail providers such as Google, Yahoo, etc.

11
12 I will not automatically forward messages from my District email account to any non-District
13 account(s) for the purpose of creating a personal email archive or for using single email account
14 to access my personal and District email.

15
16 **E. LIMITATION OF LIABILITY**

17
18 The District will not be responsible for damage or harm to persons, files, data, or hardware.

19
20 While the District employs and makes reasonable efforts to ensure the proper functioning of
21 filtering and other safety and security mechanisms, it makes no guarantees as to their
22 effectiveness.

23
24 The District will not be responsible, financially, or otherwise, for unauthorized transactions
25 conducted over the District network.

26 **F. SANCTIONS**

27 Violations of the terms of this procedure may result in disciplinary action up to and including
28 termination of employment. When applicable, law enforcement may be involved.

29 **Your signature below signifies you have read and are aware of all information included in this**
30 **document.**

Employee Name Printed

Employee Signature

Date

Collierville Schools Board of Education

Monitoring: Review: Annually, in June	Descriptor Term: Student Responsible Use	Descriptor Code: 6.3122	Issued Date: Revised
		Rescinds:	Issued: 12/08/20 03/21/17

1 Filtered Internet access is available for all students only as an educational resource.

- 2
- I will not go to websites that are not appropriate for learning.
 - I will inform a teacher immediately if any inappropriate sites are accessed while I am online.
 - I will not attempt to bypass the Internet filter to access a blocked website.
 - I will not remotely access computers outside the system's network.
 - **While in Kindergarten – Second grade, I will only go to websites the teacher provides for me.**

7 *This policy also applies to all district-issued devices regardless of physical location or network
8 connection.

9 The devices (computer, and iPad), software, and network are available for all students only as an
10 educational resource.

- 11
- I will treat all devices, and hardware with respect and not cause damage to them.
 - I will not share my usernames and passwords with anyone nor will I use another student's username and password.
 - I will not share my device, charger, or other school-issued equipment with others.
 - I will not access, alter, or delete another person's information/files on any device.
 - I will follow copyright law in my projects and give credit to my resources (authors and/or websites).
 - I understand that teachers and administrators may monitor all student activities on the network and devices, on and off campus.
 - I may be assigned individual email and network accounts and must use only those accounts on district devices. All account activity should be for educational use only.
 - I will not use the device to illegally distribute, install, or reproduce copyrighted materials.
 - I will not use the device to facilitate any illegal activity or use it for commercial or for-profit use.
 - I will not use the network to attempt to gain unauthorized or unlawful access to other devices, systems, or accounts.
 - I will not utilize school district or individual school names, logos, or trademarks without permission.
 - I understand that students are responsible for storing and backing up their own data.
- 27
- 28
- 29

1 School-issued devices are set-up and the software programs are selected for all students only as an
2 education resource.

- 3 • I will not download, install, or remove software/apps or media without permission and
4 direction from a teacher.
- 5 • I will not personalize the external appearance of my school-issued device.
- 6 • I will not change the district settings on my device.
- 7 • I will immediately notify my teacher, the building level technology coordinator, or designee if I
8 identify a security problem or other issue on a technological resource, and I will not
9 demonstrate the problem to others.

10 **Good Digital Citizenship should be practiced on and off campus.**

- 11 • I will only use online communication (email, instant messaging, chat rooms, blogs, wikis, etc.)
12 for educational purposes on school-issued devices.
- 13 • I understand that all school-issued email communications are stored and may be accessed and
14 examined by teachers and administrators at any time.
- 15 • There is no expectation of privacy for the device or email.
- 16 • I will always use proper and appropriate language and my best writing skills (including
17 adhering to copyright policies).
- 18 • I will never give or post personal information (my name, address, telephone number, etc.) to
19 someone online.
- 20 • I will never use online communication to harass or bully anyone.
- 21 • I will not engage in creating, intentionally viewing, accessing, downloading, storing, printing,
22 or transmitting content that is obscene, profane, pornographic, harassing, abusive, or considered
23 harmful to minors.
- 24 • I understand that I should not share or post pictures or recordings of other individuals without
25 their consent (or parental consent for minors).

26 **If I don't follow the Responsible Use Policy (RUP):**

- 27 • I may lose the privilege of using computers, iPads, and/or the Internet at school.
- 28 • I may lose the privilege of taking a device off-campus, **if applicable.**
- 29 • *I understand that I may be held financially responsible for any deliberate or negligent damage*
30 *to equipment and for loss or theft of the equipment while in my possession or when I am*
31 *charged with its care (see below).*
- 32 • I understand that the administration will determine disciplinary and/or financial consequences
33 for Responsible Use Policy (RUP) violations.
- 34 • I understand that certain willful misuse may result in criminal prosecution under applicable
35 state and federal law.

1 Digital Resource Guide:

2 Additional information, details, and examples regarding the RUP and Collierville Schools technology
3 resources and guidelines are found in the Digital Resource Guide on our district website. Parents and
4 students are responsible for the content of the Digital Resource Guide in addition to the RUP. Families
5 may request a hard copy of the Guide at any time.

6 RUP AND WEB APPLICATIONS GUIDE SIGNATURE PAGE

7 Legal ownership of the device belongs to Collierville Schools (CS). The student's right to use and
8 possess the device is terminated upon withdrawal from Collierville Schools. The failure to timely return
9 the property and the continued use of it for non-school purposes without the school system's consent
10 will be considered unlawful appropriation or theft of the school system's property.

11 Loss or theft of the device must be reported to the CS District immediately. In the event CS has to resort
12 to legal action to recover an electronic device, the undersigned parent or guardian agrees to pay the
13 reasonable attorney's fees and costs of CS incurred in such effort.

14 As the parent/guardian, my signature indicates I agree to abide by the conditions listed in the CS
15 Responsible Use Policy (RUP) as well as the content provided in the Resource Guide. Failure to honor
16 the terms of this Policy may result in the denial of Internet and other electronic media accessibility.
17 Furthermore, the student may be subject to disciplinary action, and, if applicable, the device may be
18 recalled. I give my permission for my child to have access to the described electronic resources and have
19 access to the Internet, including an email account.

20 I understand that some objectionable materials may be accessed even with District content filtering in
21 place. I understand that individuals and families may be held liable for violations. I will accept
22 responsibility for guidance of Internet use by setting and conveying standards for my son/daughter to
23 follow when exploring on-line information and media on an independent basis. Collierville Schools
24 cannot be responsible for ideas and concepts that my child may gain by his or her inappropriate use of
25 the Internet.

26 I understand and accept the conditions stated and agree to release, indemnify, and hold harmless,
27 Collierville, Collierville Board of Education, and/or their employees or agents from any and all claims
28 and liability associated with or arising from the above student's independent use and/or access to the
29 Internet.

30 Parent/Guardian Name (please print): _____ Date: _____

31 Parent/Guardian Signature: _____

32 As the student, my signature indicates that I have received, read, and agree to follow the CS Responsible
33 Use Policy and have been made aware of and intend to follow the full Resource Guide. I agree to the
34 terms and conditions outlined and in return will have conditional access to the described electronic

1 resources, including an email account.

2 Student Name (please print): _____ Date: _____

3 Student Signature: _____

4 **MEDIA RELEASE PERMISSION**

5 In compliance with the federal Family Educational Rights and Privacy Act (FERPA,
6 <http://www.ed.gov/policy/gen/guid/fpco/ferpa/index.html>), Collierville Schools notifies parents
7 annually about release of student information (Parent/Student Handbooks, District Website, and/or this
8 RUP). The following applies to release of information to the media or other publicly available
9 information sources:

- 10 1. **GENERAL MEDIA RELEASE:** The school or district may feature my child's likeness
11 (photograph, video, etc.) and/or work on Collierville Schools' online resources, in publications,
12 or other public media. No last names or other personal demographic information will appear with
13 any student likeness or work except as set forth below.
- 14
- 15 2. **EXCEPTION for HONORS and AWARDS:** For the purpose of publicly recognizing students
16 for honor and awards, the school district will assume implied consent to release student
17 information (including first and last name) unless a parent or guardian notifies Collierville
18 Schools within ten (10) calendar days after the first day of school (or the first day of enrollment).
19 Student information related to honors and awards may appear in broadcast, print or digital media,
20 in both district and non-district information sources.
- 21
- 22 3. **PARENTAL APPROVAL for UNIQUE SITUATIONS:** Should the school or school district
23 wish to use a student's name, image or work for purposes other than as noted above, school
24 officials will seek parental approval in advance.

25 As the parent or legal guardian of the minor student signing above or as a student 18 years of age or
26 older, I have read the *Responsible Use Policy* and Media Coverage. I grant permission for this student.

27 Parent Signature: _____ Date: _____

Collierville Schools Board of Education

Monitoring: Review: Annually, in June	Descriptor Term: <h2 style="text-align: center;">Purchasing</h2>	Descriptor Code: 2.805	Issued Date: Revised
		Rescinds:	Issued: 03/29/22 08/11/15 03/11/14

1 **Purchasing Authority**

2

3 Collierville Schools will purchase competitively and seek maximum educational value for every dollar
4 expended. The Director of Schools shall serve as purchasing agent for District-wide purchasing,¹ and
5 Principals shall serve as purchasing agents for individual schools. The acquisition of services,
6 equipment, and supplies shall be centralized in the Purchasing Department with the approval of the
7 Director of Schools. All purchases of supplies, furniture, fixtures, and material of every kind that are
8 subject to competitive bid requirements shall be approved by the Director of Schools.

9

10 Routine purchases including supplies, furniture, fixtures, materials, equipment, and salaries required for
11 the operation of the school system shall be anticipated and provided for in the budget and shall be
12 authorized by the Board each fiscal year. The Director of Schools or his/her designee through the
13 Purchasing Department shall make all routine purchases without further Board authorization. However,
14 no purchase shall exceed the function's budgeted authorization without Board approval.

15

16 Purchases which are not routine, and which may or may not be specifically identified by line item in the
17 budget, shall require Board approval on an item-by-item basis. Such special purchases include, but are
18 not limited to, all capital expenditures such as vehicles, buildings, major equipment, long-term use
19 equipment, major contracts, and supplies of an unusual quantity or nature.

20

21 The Director of Schools and his/her designee shall be authorized to acquire federal surplus property
22 through the Tennessee General Services Department and to enter into agreements, certifications, and
23 covenants of compliance concerning the use of federal surplus property.

24

25 The Director of Schools is further empowered to waive normal purchasing requirements and to authorize
26 procurement in the event of an operational emergency as defined below. However, if the emergency
27 purchase is of such significant magnitude as to impact the integrity of the budget, then whenever possible
28 the Chairman shall call a special or emergency meeting of the Board to deal with the matter. A report
29 of the circumstances of any emergency purchase shall be presented to the Board and entered into the
30 minutes of the next Board of Education meeting.

31

32 The Board recognizes that online purchasing may provide savings opportunities that serve the best
33 interest of the District, but caution should be used to ensure that procurement procedures are followed.
34 Online purchasing shall be permitted consistent with the purchasing procedures described herein.

1 **Competitive Bid Requirements**

2
3 All purchases of supplies, furniture, fixtures, materials, equipment, and services in excess of ~~Twenty-Five Thousand Dollars (\$25,000)~~ **Fifty Thousand Dollars (\$50,000)** shall be made based on competitive
4 bids and must be approved by the Director of Schools.
5
6

7 Bids shall be solicited by advertisement through a comprehensive list of vendors or through a newspaper
8 of general circulation in Shelby County. A comprehensive list of vendors may be used, provided that
9 vendors on the list are given notice to bid, and provided further, that the Purchasing Department shall
10 annually solicit for prospective vendors in a newspaper of general circulation in Shelby County and
11 update the comprehensive vendor list accordingly. If a comprehensive vendor list is not used, then an
12 advertisement shall be circulated by newspaper as indicated above.
13

14 All purchases of supplies, furniture, fixtures, materials, equipment, and services totaling ~~Twenty-Five
15 Thousand Dollars (\$25,000)~~ **Fifty Thousand Dollars (\$50,000)** or less shall be made in the open market
16 without public advertisement. However, whenever possible, such purchases totaling between Two
17 Thousand, Five Hundred Dollars (\$2,500) and ~~Twenty-Five Thousand Dollars (\$25,000)~~ **Fifty Thousand
18 Dollars (\$50,000)** shall be based on at least three (3) competitive quotations or justification as to why
19 three (3) quotations were not obtained. Notwithstanding the foregoing, individual school purchases
20 totaling between Five Hundred Dollars (\$500) and Twenty-Five Thousand Dollars (\$25,000) shall be
21 based on at least three (3) competitive quotations pursuant to the Tennessee Internal School Uniform
22 Accounting Policy Manual.
23

24 Separating or splitting an order to avoid the use of competitive bidding or other procurement
25 requirements is strictly prohibited. Employees found in violation of this provision may be subject to
26 discipline, up to and including dismissal.
27

28 **Exceptions to Competitive Bidding**

29
30 The following are exceptions to the competitive bidding requirement:
31

- 32 1. Professional Service Contracts. Professional services are defined as services provided by an
33 individual or group with specialized training or expertise. Professional services include, but are
34 not limited to, financial advisory services, educational consulting services, legal services,
35 construction management services that are provided for a fee and that involve preconstruction
36 and construction administration and management services, insurance services, auditing services,
37 engineering services, professional development services, and energy-related services that include
38 both engineering services and equipment, and have as their purpose the reduction of energy costs
39 in public schools.
- 40 2. Liability Insurance purchased through a plan authorized and approved by any organization of
41 governmental entities representing cities and counties.
- 42 3. Purchases of goods or contracts for services from sole source and single source providers. Sole
43 source providers are defined as suppliers of goods and services exempt from competitive bidding
44 requirements due to the absence of another supplier capable of providing the product or
45 performing the service. Single source provider is defined as one of a number of suppliers of
46 goods and services which, for an acceptable reason, is uniquely qualified to meet the District's

1 procurement goals due to specific qualifications or attributes. Such qualifications or attributes
2 include, but are not limited to, availability of product, compatibility with existing District
3 products, standardization of the product with existing District products, and grant or contract
4 requirements.

5 4. Cooperative Purchasing. Cooperative purchasing is defined as purchases of supplies, equipment,
6 and services under a competitive bid issued by any municipality, county, utility district, the State
7 of Tennessee, or other local governmental unit of the State.

8 5. Emergency Purchases. Emergency purchases are defined as purchases of any parts, supplies, or
9 services in the event of an operational emergency. Operational emergencies include major
10 disruptions to educational activities or unforeseen dangers to life, health, safety, or property that
11 create an immediate purchasing need that cannot be met through normal purchasing methods. A
12 report of the circumstances of any emergency purchase shall be presented to the Board and
13 entered into the minutes of the next Board of Education meeting.

14
15 All purchases in this category exceeding One Hundred Thousand Dollars (\$100,000) must be approved
16 by the Board.

17
18 **Purchasing Procedures**

19
20 All requisitions shall be approved by the Principal for school purchases or the appropriate Department
21 head for Central Office purchases and submitted to the Director of Schools on forms provided by the
22 Purchasing Department. Requisitions shall include the following:

- 23
24 1. Department making request
25 2. Items requested
26 3. Reason for request
27 4. Line item expense code
28 5. Assurance of funds availability
29 6. Three (3) bids or justification as to why three (3) bids were not obtained; and
30 7. Authorized signature of Department head (or approved budget manager)

31
32 All District purchases shall be made by purchase order or formal contract, with the exception of District
33 credit card purchases (Policy #2.8051). The Director of Schools or his/her designee shall approve all
34 District purchase orders for payment.

35
36 Principals may approve purchase orders of up to Twenty-Five Thousand Dollars (\$25,000) for supplies,
37 equipment, or services when such expenditures do not exceed the school budget and will be completed
38 in the current fiscal year. Notwithstanding the foregoing, the Director of Schools shall approve the
39 following school purchases:

- 40
41 1. A single piece of equipment costing more than Five Thousand Dollars (\$5,000.00);
42 2. One that is to be attached to or one that requires alteration of the building; or
43 3. One that will become a permanent fixture.

1
2 Online purchasing shall be permitted with the following requirements:

- 3
- 4 1. Prior authorization must be obtained from the Director of Schools before setting up new online
- 5 accounts, and schools shall maintain a list of all accounts.
- 6 2. Online purchases must be for school purposes and made in accordance with established policies
- 7 and procedures. School employees are prohibited from making personal purchases even with the
- 8 intent of reimbursing the school system. School employees are prohibited from using a school’s
- 9 tax-exempt status for personal purchases of any kind.²
- 10 3. The availability of money for the fund/account in question should be determined through the
- 11 requisition process before purchases orders are approved.
- 12 4. All purchase orders must be properly filled out and approved prior to a purchase.
- 13 5. Necessary price quotes should be obtained where possible and/or practical and retained with
- 14 other purchase documentation.

15
16 **Disclaimers and Restrictions**

17
18 Purchases made by unauthorized individuals or made in an unauthorized manner shall become the
19 personal responsibility of the persons making the purchase agreement. Employees authorizing or
20 contracting for such purchases may be subject to discipline, up to and including dismissal. The Board
21 shall not, under any circumstances, be responsible for payment for any services, equipment, fixtures,
22 materials, or supplies, purchased by unauthorized individuals or in an unprescribed manner.

23
24 Private contacts between all District officers, employees, and suppliers shall be minimized upon the
25 accepted premises that contact other than discussion in an open public forum compromises the District
26 in its responsibility to deal openly and fairly with all persons. If engaged, such contacts should be made
27 equally available to all suppliers. Further, consistent with Policy #5.611 Ethics, all Collierville Schools
28 employees shall avoid any conflict of interest or appearance of impropriety between their personal
29 interest, financial or otherwise, and the interests of the District. In cases of uncertainty, an employee
30 should request a ruling from the Director of Schools.

31
32
33
34
35
36

37

38

39 _____
40 Legal References

- 41
- 42 1. TCA §49-2-206(3)
- 43 2. TCA §49-2-608(1)

- Cross References
- Credit Cards 2.8051
Ethics 5.611



**COLLIERVILLE
SCHOOLS**

SCHOLARSHIP · INTEGRITY · SERVICE

**COLLIERVILLE SCHOOLS BOARD OF EDUCATION
RESOLUTION 2022-15**

A RESOLUTION TO AMEND THE 2021-2022 FISCAL YEAR ANNUAL SCHOOL NUTRITION FUND BUDGET OF THE COLLIERVILLE SCHOOLS, A MUNICIPAL SCHOOL DISTRICT IN THE STATE OF TENNESSEE; PROVIDING AN EFFECTIVE DATE.

WHEREAS, the Tennessee Legislature passed Public Chapter No. 256 of the 2013 Public Acts to amend Title 49 relative to local educational agencies, including Tenn. Code Ann. § 49-2-127(b), which authorizes the governing body of a municipality to establish, by ordinance, a municipal board of education and compliance with Tenn. Code Ann. § 49-2-201; and

WHEREAS, the Collierville Schools were lawfully established by local ordinance pursuant to Tenn. Code Ann. § 49-2-106 and in compliance with Tenn. Code Ann. § 49-2-201; and

WHEREAS, The Collierville Schools Board of Education is an entity authorized pursuant to the laws of the state of Tennessee to operate a public school district within Shelby County, Tennessee; and

WHEREAS, Tenn. Code Ann. § 49-2-203(a) (10) (A)(i) requires the Board Of Education of the Collierville Schools to direct the Superintendent and the chair of the local board to prepare a budget on forms furnished by the Commissioner, and when the budget has been approved by the Collierville Schools Board of Education to then submit that budget to the Collierville Board of Mayor and Aldermen for their approval; and

WHEREAS, this amendment to the School Nutrition Fund Budget changes the total amount of the budget and requires the transfer of funds from one portion of the budget to another.

NOW, THEREFORE, be it resolved by the Collierville Schools Board of Education:

Section 1. That the annual School Nutrition Fund Budget of the 2021-2022 school year for the Collierville Schools as presented in official budget documents is hereby amended by reference in the following amounts with the following fund:

Funds Are Amended in the Following Categories:

(Please see attached documentation)

SCHOOL NUTRITION FUND REVENUE BUDGET:	\$ 4,660,824
Total Net Change in School Nutrition Fund Revenue Budget	<u>\$ 190,000</u>
Total Amended School Nutrition Fund Revenue Budget	\$ 4,850,824

Funds Are Amended in The Following Categories:

(Please see attached documentation)

SCHOOL NUTRITION FUND EXPENDITURE BUDGET:	\$ 4,660,824
Total Net Change in School Nutrition Fund Exp. Budget	<u>\$ 190,000</u>
Total Amended School Nutrition Fund Expenditure Budget	\$ 4,850,824

Section 2. That the budget document required by law will be amended and submitted for approval to the Town of Collierville Board and Mayor of Aldermen, and, upon approval, shall be submitted as required to the State of Tennessee.

Section 3. That this resolution shall become effective June 28, 2022, from and after its adoption by the Collierville Schools Board of Education.

Adopted this 28th day of June 2022.

WRIGHT COX, CHAIRMAN

GARY LILLY, DIRECTOR OF SCHOOLS

APPROVED AS TO FORM:
MICHAEL MARSHALL, BOARD ATTORNEY

Collierville Schools
School Nutrition Fund 2021-22
Amendment #3
Prepared 6/14/22

REVENUE	ACCOUNT	DESCRIPTION	Amendment #2		Amendment #3	
			2021-22 BUDGET	Add	Subtract	2021-22 BUDGET
	143-43521-00000-000-0000-0000	Lunch Payments - Children	0			0
	143-43522-00000-000-0000-0000	Lunch Payments - Adults	37,498			37,498
	143-43523-00000-000-0000-0000	Income from Breakfast	0			0
	143-43525-00000-000-0000-0000	Ala Carte Sales	351,663	40,000		391,663
	143-43990-00000-000-0000-0000	Other Charges for Services (Catering)	3,000			3,000
	143-43992-00000-000-0060-0000	Catering at CHS	39,127			39,127
	143-44990-00000-000-0000-0000	Other Local Revenue	500	1,000		1,500
	143-44995-00000-000-0000-0000	Revenue - Contracted Food Service	0			0
	143-46520-00000-000-0000-0000	State Matching	19,900	2,000		21,900
	143-47111-00000-000-0000-0000	USDA School Lunch Program	3,408,463	87,000	20,000	3,475,463
	143-47112-00000-000-0000-0000	USDA Commodities	237,000		150,000	87,000
	143-47113-00000-000-0000-0000	USDA Breakfast	558,445	40,000		598,445
	143-47114-00000-000-0000-0000	USDA Other	5,228	190,000		195,228
	143-49800-00000-000-0000-0000	Transfers In	0			0
		TOTAL REVENUE	4,660,824	360,000	170,000	4,850,824

EXPENDITURES	ACCOUNT	DESCRIPTION	Amendment #2		Amendment #3	
			2021-22 BUDGET	Add	Subtract	2021-22 BUDGET
	143-73100-10500-310-1000-0000	Director/Analyst	150,650	20,000		170,650
	143-73100-16200-310-1000-0000	Assistant	43,297	20,000		63,297
	143-73100-16501-310-xxxx-0000	Cafeteria Managers	277,462	20,000		297,462
	143-73100-16502-310-xxxx-0000	School Nutrition Technicians	337,575	15,000		352,575
	143-73100-19800-310-1000-0000	Substitute Workers	10,000	15,000		25,000
	143-73100-20100-310-xxxx-0000	Social Security	48,476	15,000		63,476
	143-73100-20400-310-1000-0000	State Retirement (Certified)	13,965			13,965
	143-73100-20400-310-1000-0000	State Retirement (Classified)	4,014			4,014
	143-73100-20400-310-xxxx-0000	State Retirement (Classified)	54,189			54,189
	143-73100-20600-310-1000-0000	Life Insurance	514			514
	143-73100-20600-310-xxxx-0000	Life Insurance	1,510			1,510
	143-73100-20700-310-1000-0000	Medical Insurance	28,698			28,698
	143-73100-20700-310-xxxx-0000	Medical Insurance	117,058			117,058
	143-73100-21200-310-1000-0000	Medicare	2,812	5,000		7,812
	143-73100-21200-310-xxxx-0000	Medicare	8,524			8,524
	143-73100-21700-310-xxxx-0000	Retirement - Hybrid Stabilization	5,951	5,000		10,951
	143-73100-33600-310-1000-0000	Maintenance & Repair Equipment	38,000			38,000
	143-73100-35400-310-1000-0000	Transportation-Food	7,500	25,000		32,500
	143-73100-35500-310-1000-0000	Travel	1,000			1,000
	143-73100-39900-310-1000-0000	Other Contracted Services	161,325			161,325
	143-73100-39910-310-1000-0000	Contracted Food Service (Sodexo)	965,000	150,000		1,115,000
	143-73100-42200-310-1000-0000	Food Supplies	1,280,000	50,000	5,000	1,325,000
	143-73100-43500-310-1000-0000	Office Supplies	27,000			27,000
	143-73100-46900-000-0000-0000	USDA Commodities	237,000		150,000	87,000
	143-73100-49900-310-1000-0000	Other Supplies & Materials	597,904			597,904
	143-73100-52400-310-1000-0000	In-Service/Staff Development	5,400			5,400
	143-73100-59900-310-1000-0000	Other Charges	2,000	5,000		7,000
	143-73100-71000-310-1000-0000	Food Service Equipment	234,000			234,000
		TOTAL EXPENDITURES	4,660,824	345,000	155,000	4,850,824



**COLLIERVILLE SCHOOLS BOARD OF EDUCATION
RESOLUTION 2022-16**

A RESOLUTION TO AMEND THE 2021-2022 FISCAL YEAR ANNUAL BUDGET FOR THE FEDERAL FUND OF THE COLLIERVILLE SCHOOLS, A MUNICIPAL SCHOOL DISTRICT IN THE STATE OF TENNESSEE; PROVIDING AN EFFECTIVE DATE.

WHEREAS, the Tennessee Legislature passed Public Chapter No. 256 of the 2013 Public Acts to amend Title 49 relative to local educational agencies, including Tenn. Code Ann. § 49-2-127(b), which authorizes the governing body of a municipality to establish, by ordinance, a municipal board of education and compliance with Tenn. Code Ann. § 49-2-201; and

WHEREAS, the Collierville Schools were lawfully established by local ordinance pursuant to Tenn. Code Ann. § 49-2-106 and in compliance with Tenn. Code Ann. § 49-2-201; and

WHEREAS, The Collierville Schools Board of Education is an entity authorized pursuant to the laws of the state of Tennessee to operate a public-school district within Shelby County, Tennessee; and

WHEREAS, Tenn. Code Ann. § 49-2-203(a) (10) (A)(i) requires the Board Of Education of the Collierville Schools to direct the Superintendent and the chair of the local board to prepare a budget on forms furnished by the Commissioner, and when the budget has been approved by the Collierville Schools Board of Education to then submit that budget to the Collierville Board of Mayor and Aldermen for their approval; and

WHEREAS, this amendment to the Federal Fund Budget changes the total amount of the budget and requires the transfer of funds from one portion of the budget to another.

NOW, THEREFORE, be it resolved by the Collierville Schools Board of Education:

Section 1. That the annual Federal Fund Budget of the 2021-22 school year for the Collierville Schools as presented in official budget documents is hereby amended by reference in the following amounts with the following fund:

Funds are amended in the following categories:

(Please see attached documentation)

FEDERAL FUND REVENUE BUDGET:	\$ 33,922,688
Total Net Change in Federal Fund Revenue Budget	<u>\$ 46,736</u>
Total Amended Federal Fund Revenue Budget	\$ 33,969,424

Funds are amended in the following categories:

(Please see attached documentation)

FEDERAL FUND EXPENDITURE BUDGET:	\$ 33,922,688
Total Net Change in Federal Fund Expenditure Budget	<u>\$ 46,736</u>
Total Amended Federal Fund Expenditure Budget	\$ 33,969,424

Section 3. That the budget document required by law will be amended and submitted for approval to the Town of Collierville Board and Mayor of Aldermen, and, upon approval, shall be submitted as required to the State of Tennessee.

Section 4. That this resolution shall become effective June 28, 2022, from and after its adoption by the Collierville Schools Board of Education.

Adopted this 28th day of June 2022.

WRIGHT COX, CHAIRMAN

GARY LILLY, DIRECTOR OF SCHOOLS

APPROVED AS TO FORM:
MICHAEL MARSHALL, BOARD ATTORNEY

Collierville Schools
 Federal Fund Revenue 2021-22
 Amendment #3

ACCOUNT	DESCRIPTION	Amendment #2		Amendment #3	
		2021-22 BUDGET	Add	Subtract	2021-22 BUDGET
142-47590-00000-000-0000-0100	CONSOLIDATED ADMINISTRATION	134,232			134,232
142-47141-00000-000-0000-1000	TITLE I	2,979,158			2,979,158
142-47189-00000-000-0000-2000	TITLE II	297,605			297,605
142-47146-00000-000-0000-3000	TITLE III	67,622			67,622
142-47590-00000-000-0000-4000	TITLE IV	138,410			138,410
142-47404-00000-000-0000-7000	ARP HOMELESS 2.0	48,041			48,041
142-47131-00000-000-0000-8005	CTE Perkins Basic	92,634			92,634
142-47143-00000-000-0000-8930	IDEA PARTNERSHIP GRANT		536		536 B
142-47143-00000-000-0000-9000	IDEA PART B	2,172,692			2,172,692
142-47402-00000-000-0000-9010	ARP IDEA PART B	396,592			396,592
142-47146-00000-000-0000-3110	TITLE III IMMIGRANT	5,966			5,966
142-47145-00000-000-0000-9100	PRESCHOOL INCENTIVE	47,478			47,478
142-47403-00000-000-0000-9110	ARP IDEA PRESCHOOL	31,477			31,477
142-47301-00000-000-0000-9310	ESSER (Cares Act)	81,751			81,751
142-47307-00000-000-0000-9350	ESSER 2.0	6,350,735			6,350,735
142-47401-00000-000-0000-9370	ESSER 3.0	16,014,595			16,014,595
142-47310-00000-000-0000-9360	INNOVATIVE HIGH SCHOOLS	2,000,000			2,000,000
142-47401-00000-000-0000-9380	TN ALL CORPS	490,000			490,000
142-47307-00000-000-0000-9390	FISCAL PRE-MONITORING SUPPORTS GRANT		46,200		46,200 A
142-47590-00000-000-0000-9410	EPIDEMIOLGY AND LABORATORY CAPACITY	2,492,700			2,492,700
142-47309-00000-000-0000-9510	EARLY LITERACY NETWORK GRANT	80,000			80,000
142-47309-00000-000-0000-9520	LITERACY TRAINING TEACHER STIPEND	1000			1,000
TOTAL FEDERAL GRANTS REVENUE		33,922,688	46,736	0	33,969,424

Explanation of Adjustments:

- A New Grant Awarded by TDOE
- B FY21 Carryover approved by TDOE

Collierville Schools
 Federal Fund Expenditures 2021-22
 Amendment #3

Consolidated Administration	ACCOUNT	DESCRIPTION	Amendment #2		Amendment #3	
			2021-22	BUDGET	2021-22	BUDGET
	142-72210-10500-500-1000-0100	SUPERVISOR/DIRECTOR	88,280			88,280
	142-72210-16100-500-1000-0100	SECRETARY	4,999			4,999
	142-72210-20100-500-1000-0100	SOCIAL SECURITY	6,820			6,820
	142-72210-20400-500-1000-0100	STATE RETIREMENT	11,132			11,132
	142-72210-20600-500-1000-0100	LIFE INSURANCE	335			335
	142-72210-20700-500-1000-0100	MEDICAL INSURANCE	0			0
	142-72210-21200-500-1000-0100	EMPLOYER MEDICARE	1,600			1,600
	142-72210-49900-500-1000-0100	OTHER SUPPLIES & MATERIALS	1,939			1,939
	142-72210-52400-500-1000-0100	IN-SERVICE/STAFF DEVELOPMENT	16,671			16,671
	142-99100-50400-500-1000-0100	INDIRECT COST	2,456			2,456
Total Consolidated Administration Expenditures			134,232	0	0	134,232

Title I	Amendment #2			Amendment #3		
	ACCOUNT	DESCRIPTION	2021-22	Add	Subtract	2021-22
			BUDGET			BUDGET
142-71100-11600-500-9999-1000	TEACHERS	389,810				389,810
142-71100-16300-500-9999-1000	EDUCATIONAL ASSISTANTS	115,027				115,027
142-71100-18900-500-9999-1000	OTHER SALARIES & WAGES	155,727	9,538			165,265 1
142-71100-19500-500-9999-1000	CERTIFIED SUBSTITUTE TEACHERS	15,649				15,649
142-71100-20100-500-9999-1000	SOCIAL SECURITY	42,077	591			42,668 1
142-71100-20400-500-9999-1000	STATE RETIREMENT	51,196	983			52,179 1
142-71100-20600-500-9999-1000	LIFE INSURANCE	1,693				1,693
142-71100-20700-500-9999-1000	MEDICAL INSURANCE	67,928		2,100		65,828 1
142-71100-21200-500-9999-1000	EMPLOYER MEDICARE	9,836	138			9,974 1
142-71100-39900-500-9999-1000	OTHER CONTRACTED SERVICES	71,549				71,549
142-71100-42900-500-9999-1000	INSTRUCTIONAL SUPPLIES & MATERIALS	78,950		9,000		69,950 1
142-71100-44900-500-9999-1000	TEXTBOOKS	20,500				20,500
142-71100-49900-500-9999-1000	OTHER SUPPLIES & MATERIALS	136,118		30,000		106,118 1
142-71100-59900-500-9999-1000	OTHER CHARGES	2,590				2,590
142-71100-72200-500-1000-1000	REGULAR INSTRUCTIONAL EQUIPMENT	547,906	54,176			602,082 1
142-71150-11600-500-1000-1000	TEACHERS	0				0
142-71150-18900-500-9999-1000	OTHER SALARIES & WAGES	59,739				59,739
142-71150-20100-500-9999-1000	SOCIAL SECURITY	3,704				3,704
142-71150-20400-500-9999-1000	STATE RETIREMENT	6,153				6,153
142-71150-20600-500-9999-1000	LIFE INSURANCE	180				180
142-71150-20700-500-9999-1000	MEDICAL INSURANCE	0				0
142-71150-21200-500-9999-1000	MEDICARE	866				866
142-71150-42900-500-9999-1000	INSTRUCTIONAL SUPPLIES & MATERIALS	17,000		10,000		7,000 1
142-71150-49900-500-9999-1000	OTHER SUPPLIES & MATERIALS	22,500		16,176		6,324 1
142-71150-79000-500-9999-1000	OTHER EQUIPMENT	0				0

Title I Continued

Amendment #2
2021-22

Amendment #3
2021-22

ACCOUNT	DESCRIPTION	BUDGET	Add	Subtract	BUDGET
142-72130-12300-500-1000-1000	GUIDANCE PERSONNEL	48,581			48,581
142-72130-13000-500-1000-1000	SOCIAL WORKERS	63,000			63,000
142-72130-18900-500-1000-1000	OTHER SALARIES & WAGES	5,000			5,000
142-72130-20100-500-1000-1000	SOCIAL SECURITY	7,228			7,228
142-72130-20400-500-1000-1000	STATE RETIREMENT	8,359			8,359
142-72130-20600-500-1000-1000	LIFE INSURANCE	335			335
142-72130-20700-500-1000-1000	MEDICAL INSURANCE	6,900	2,100		9,000 1
142-72130-21200-500-1000-1000	EMPLOYER MEDICARE	1,692			1,692
142-72130-32200-500-1000-1000	EVALUATION & TRAINING	0			0
142-72130-35500-500-1000-1000	TRAVEL	506			506
142-72130-39900-500-1000-1000	OTHER CONTRACTED SERVICES	11,000			11,000
142-72130-49900-500-1000-1000	OTHER SUPPLIES & MATERIALS	0			0
142-72130-52400-500-1000-1000	IN-SERVICE/STAFF DEVELOPMENT	0			0
142-72130-59900-500-1000-1000	OTHER CHARGES	3,690		3,690	0 1
142-72130-79000-500-1000-1000	OTHER EQUIPMENT	0			0
142-72210-16200-500-1000-1000	CLERICAL	32,377			32,377
142-72210-18900-500-1000-1000	OTHER SALARIES & WAGES	442,598			442,598
142-72210-20100-500-1000-1000	SOCIAL SECURITY	29,449			29,449
142-72210-20400-500-1000-1000	STATE RETIREMENT	37,298			37,298
142-72210-20600-500-1000-1000	LIFE INSURANCE	955			955
142-72210-20700-500-1000-1000	MEDICAL INSURANCE	62,317			62,317
142-72210-21200-500-1000-1000	MEDICARE	6,887			6,887
142-72210-30800-500-1000-1000	CONSULTANTS	0			0
142-72210-39900-500-1000-1000	OTHER CONTRACTED SERVICES	0			0
142-72210-49900-500-1000-1000	OTHER SUPPLIES & MATERIALS	200,111		85,750	114,361 1
142-72210-49901-500-1000-1000	OTHER SUPPLIES & MATERIALS-SET ASIDE	20,634			20,634
142-72210-52400-500-1000-1000	IN-SERVICE/STAFF DEVELOPMENT	116,400	91,000		207,400 1
142-72210-79000-500-1000-1000	OTHER EQUIPMENT	5,500		5,500	0 1
142-72710-39900-500-1000-1000	OTHER CONTRACTED SERVICES	8,500	3,690		12,190 1
142-99100-50400-500-1000-1000	INDIRECT COST	43,143			43,143
Total Title I Expenditures		2,979,158	162,216	162,216	2,979,158

Explanation of Adjustments:

1 Re-allocation to meet Title I schools' needs

Title II	ACCOUNT	DESCRIPTION	Amendment #2		Amendment #3	
			2021-22	BUDGET	2021-22	BUDGET
			Add	Subtract	Add	Subtract
	142-72210-18900-500-1000-2000	OTHER SALARIES & WAGES	90,500		90,500	
	142-72210-20100-500-1000-2000	SOCIAL SECURITY	5,650		5,650	
	142-72210-20400-500-1000-2000	STATE RETIREMENT	9,350		9,350	
	142-72210-20600-500-1000-2000	LIFE INSURANCE	275		275	
	142-72210-20700-500-1000-2000	MEDICAL INSURANCE	16,710		16,710	
	142-72210-21200-500-1000-2000	EMPLOYER MEDICARE	1,325		1,325	
	142-72210-30800-500-1000-2000	CONSULTANTS	0		0	
	142-72210-49900-500-1000-2000	OTHER SUPPLIES & MATERIALS	2,580		2,580	
	142-72210-52400-500-1000-2000	IN-SERVICE/STAFF DEVELOPMENT	165,380		165,380	
	142-72210-79000-500-1000-2000	OTHER EQUIPMENT	0		0	
	142-99100-50400-500-1000-2000	INDIRECT COST	5,835		5,835	
Total Title II Expenditures			297,605	0	297,605	0

Title III	Amendment #2		Amendment #3		
	ACCOUNT	2021-22 BUDGET	Add	Subtract	2021-22 BUDGET
	142-72210-19600-500-1000-3000	23,248			23,248
	142-72210-20100-500-1000-3000	620			620
	142-72210-20400-500-1000-3000	717			717
	142-72210-21200-500-1000-3000	145			145
	142-72210-49900-500-1000-3000	10,761			10,761
	142-72210-52400-500-1000-3000	25,903			25,903
	142-72210-79000-500-1000-3000	5,000			5,000
	142-99100-50400-500-1000-3000	1,228			1,228
		67,622	0	0	67,622
	Total Title III Expenditures				

Title IV	Amendment #2		Amendment #3		
	ACCOUNT	2021-22 BUDGET	Add	Subtract	2021-22 BUDGET
	142-71100-42900-500-9999-4000	25,005			7,847 1
	142-71100-49900-500-9999-4000	27,700	17,158	17,158	44,858 1
	142-71100-59900-500-1000-4000				0
	142-72130-49900-500-9999-4000	7,500			7,500
	142-72210-18900-500-1000-4000	32,000			32,000
	142-72210-20100-500-1000-4000	1,984			1,984
	142-72210-20400-500-1000-4000	2,294			2,294
	142-72210-20600-500-1000-4000	96			96
	142-72210-20700-500-1000-4000	6,900			6,900
	142-72210-21200-500-1000-4000	464			464
	142-72210-35500-500-1000-4000	200			200
	142-72210-49900-500-1000-4000	30,000			30,000
	142-72210-52400-500-1000-4000	4,267			4,267
		138,410	17,158	17,158	138,410
	Total Title IV Expenditures				

Explanation of Adjustments:

1 Allocation change to meet District needs.

Title III Immigrant	ACCOUNT	DESCRIPTION	Amendment #2		Amendment #3	
			2021-22 BUDGET	Add	Subtract	2021-22 BUDGET
	142-71150-18900-500-1000-3110	OTHER SALARIES & WAGES	5,040			5,040
	142-71150-20100-500-1000-3110	SOCIAL SECURITY	313			313
	142-71150-20400-500-1000-3110	STATE RETIREMENT	540			540
	142-71150-21200-500-1000-3110	EMPLOYER MEDICARE	73			73
Total Title III Immigrant Expenditures			5,966	0	0	5,966

ARP Homeless 2.0	ACCOUNT	DESCRIPTION	Amendment #2		Amendment #3	
			2021-22 BUDGET	Add	Subtract	2021-22 BUDGET
	142-71100-59900-500-1000-7000	OTHER CHARGES		500		500 1
	142-72130-39900-500-1000-7000	OTHER CONTRACTED SERVICES	29,425			29,425
	142-72130-59900-500-1000-7000	OTHER CHARGES	6,919		500	6,419 1
	142-72210-18900-500-1000-7000	OTHER SALARIES & WAGES	5,087			5,087
	142-72210-20100-500-1000-7000	SOCIAL SECURITY	315			315
	142-72210-20400-500-1000-7000	STATE RETIREMENT	524			524
	142-72210-21200-500-1000-7000	EMPLOYER MEDICARE	74			74
	142-72710-39900-500-1000-7000	OTHER CONTRACTED SERVICES	5,697			5,697
Total ARP Homeless 2.0 Expenditures			48,041	500	500	48,041

Explanation of Adjustments:

1 Adjusted to meets needs of Homeless Student

CTE Perkins Basic

ACCOUNT	DESCRIPTION	Amendment #2		Amendment #3	
		2021-22 BUDGET	Add	Subtract	2021-22 BUDGET
142-71300-42900-130-1000-8005	INSTRUCTIONAL SUPPLIES & MATERIALS	23,734	5,392		29,126 1
142-71300-42903-130-1000-8005	INSTRUCTIONAL SUPPLIES & MATERIALS	1,868			1,868
142-71300-49900-130-1000-8005	OTHER SUPPLIES & MATERIALS	30,000		1,491	28,509 1
142-71300-73000-130-1000-8005	VOCATIONAL EQUIPMENT	1,143	543		1,686 1
142-72130-39900-223-1000-8005	OTHER CONTRACTED SERVICES	8,000			8,000
142-72130-52400-223-1000-8005	IN-SERVICE/STAFF DEVELOPMENT	8,839		1,980	6,859 1
142-72130-52403-223-1000-8005	IN-SERVICE/STAFF DEVELOPMENT-CTSO	10,527			10,527
142-72230-52400-223-1000-8005	IN-SERVICE/STAFF DEVELOPMENT	6,000		1,730	4,270 1
142-72230-59900-223-1000-8005	OTHER CHARGES	250		250	0 1
142-99100-50400-221-1000-3000	INDIRECT COST	2,273		484	1,789
Total CTE Perkins Basic Expenditures		92,634	5,935	5,935	92,634

Explanation of Adjustments:

- 1 Adjustment due to change in Program needs.

IDEA Partnership Grant

ACCOUNT	DESCRIPTION	Amendment #2		Amendment #3	
		2021-22 BUDGET	Add	Subtract	2021-22 BUDGET
142-71200-42900-120-1000-9110	INSTRUCTIONAL SUPPLIES & MATERIALS		536		536 B
Total IDEA Partnership Grant		0	536	0	536

Explanation of Adjustments:

- B FY21 Carryover approved by TDOE

IDEA Part B	ACCOUNT	DESCRIPTION	Amendment #2		Amendment #3	
			2021-22	BUDGET	2021-22	BUDGET
			Add	Subtract	Add	Subtract
	142-71200-11600-120-9999-9000	TEACHERS	438,500		438,500	
	142-71200-16300-120-9999-9000	EDUCATIONAL ASSISTANTS	619,992		619,992	
	142-71200-18900-120-9999-9000	OTHER SALARIES & WAGES	140,000		140,000	
	142-71200-20100-120-9999-9000	SOCIAL SECURITY	74,321		74,321	
	142-71200-20400-120-9999-9000	STATE RETIREMENT	118,548		118,548	
	142-71200-20600-120-9999-9000	LIFE INSURANCE	3,625		3,625	
	142-71200-20700-120-9999-9000	MEDICAL INSURANCE	231,450		231,450	
	142-71200-21200-120-9999-9000	EMPLOYER MEDICARE	17,496		17,496	
	142-71200-31200-120-1000-9000	CONTRACTS WITH PRIVATE AGENCIES	0		-	
	142-71200-31201-120-1000-9000	CONTRACTS WITH PRIVATE AGENCIES-SET ASIDE	84,246		84,246	
	142-71200-42900-120-1000-9000	INSTRUCTIONAL SUPPLIES	84,942		84,942	
	142-71200-49900-120-1000-9000	OTHER SUPPLIES & MATERIALS	0		-	
	142-71200-72500-120-1000-9000	SPECIAL EDUCATION EQUIPMENT	14,425		14,425	
	142-72220-13100-222-1000-9000	MEDICAL PERSONNEL	82,800		82,800	
	142-72220-18900-222-1000-9000	OTHER SALARIES & WAGES	4,000		4,000	
	142-72220-19600-222-1000-9000	IN-SERVICE TRAINING	30,000		30,000	
	142-72220-20100-222-1000-9000	SOCIAL SECURITY	7,250		7,250	
	142-72220-20400-222-1000-9000	STATE RETIREMENT	11,310		11,310	
	142-72220-20600-222-1000-9000	LIFE INSURANCE	250		250	
	142-72220-21200-222-1000-9000	EMPLOYER MEDICARE	1,700		1,700	
	142-72220-30800-222-1000-9000	CONSULTANTS	-		-	
	142-72220-31000-222-1000-9000	CONTRACTS WITH OTHER PUBLIC AGENCIES	22,000		22,000	
	142-72220-32200-222-1000-9000	EVALUATION & TESTING	1,199		1,199	
	142-72220-39900-222-1000-9000	OTHER CONTRACTED SERVICES	46,387		46,387	
	142-72220-49900-222-1000-9000	OTHER SUPPLIES & MATERIALS	732		732	
	142-72220-52400-222-1000-9000	IN-SERVICE/STAFF DEVELOPMENT	95,965		95,965	
	142-72220-79000-222-1000-9000	OTHER EQUIPMENT	1,661		1,661	
	142-99100-50400-120-1000-9000	INDIRECT COST	39,893		39,893	
Total IDEA Part B Expenditures			2,172,692	0	2,172,692	0

Explanation of Adjustments:

- 1 Reallocating funds for changes in District needs

ARP IDEA Part B

ACCOUNT	DESCRIPTION	Amendment #2		Amendment #3	
		2021-22 BUDGET	Add	Subtract	2021-22 BUDGET
142-71200-12800-120-1000-9010	HOMEBOUND TEACHER	106,600			106,600
142-71200-16300-120-1000-9010	EDUCATIONAL ASSISTANTS	162,000			162,000
142-71200-20100-120-1000-9010	SOCIAL SECURITY	16,600			16,600
142-71200-20400-120-1000-9010	RETIREMENT	26,000			26,000
142-71200-20600-120-1000-9010	LIFE INSURANCE	921			921
142-71200-20700-120-1000-9010	MEDICAL INSURANCE	55,200			55,200
142-71200-21200-120-1000-9010	EMPLOYER MEDICARE	4,000			4,000
142-71200-3120100-120-1000-9010	CONTRACTS WITH PRIVATE AGENCIES-SET ASIDE	15,405			15,405
142-71200-72500-120-1000-9010	SPECIAL EDUCATION EQUIPMENT	9,866			9,866
Total ARP IDEA Part B		396,592	0	0	396,592

ARP IDEA Preschool Incentive

ACCOUNT	DESCRIPTION	Amendment #2		Amendment #3	
		2021-22 BUDGET	Add	Subtract	2021-22 BUDGET
142-71200-31201-120-1000-9110	CONTRACTS WITH PRIVATE AGENCIES	6,547			6,547
142-71200-42900-120-1000-9110	INSTRUCTIONAL SUPPLIES & MATERIALS	24,312			24,312
142-99100-50400-120-1000-9110	INDIRECT COST	618			618
Total ARP IDEA Preschool Incentive		31,477	0	0	31,477

IDEA Preschool Incentive		Amendment #2 2021-22		Amendment #3 2021-22	
ACCOUNT	DESCRIPTION	BUDGET	Add	Subtract	BUDGET
142-71200-31200-120-1000-9100	CONTRACTS WITH PRIVATE AGENCIES	6,981			6,981
142-71200-42900-120-1000-9100	INSTRUCTIONAL SUPPLIES & MATERIALS	4,675			4,675
142-71200-49900-120-1000-9100	OTHER SUPPLIES & MATERIALS		4,000		4,000 1
142-71200-72500-120-1000-9100	SPECIAL EDUCATION EQUIPMENT	22,520		4,000	18,520 1
142-72220-19600-222-1000-9100	IN-SERVICE TRAINING	2,000			2,000
142-72220-20100-222-1000-9100	SOCIAL SECURITY	124			124
142-72220-20400-222-1000-9100	STATE RETIREMENT	215			215
142-72220-21200-222-1000-9100	EMPLOYER MEDICARE	30			30
142-72220-52400-120-1000-9100	IN-SERVICE/STAFF DEVELOPMENT	10,512			10,512
142-99100-50400-222-1000-9100	INDIRECT COST	421			421
Total IDEA Preschool Incentive		47,478	4,000	4,000	47,478

Explanation of Adjustments:

- 1 Reallocating funds for changes in District needs

ESSER Grant		Amendment #2 2021-22		Amendment #3 2021-22	
ACCOUNT	DESCRIPTION	BUDGET	Add	Subtract	BUDGET
142-71100-49901-500-1000-9310	OTHER SUPPLIES & MATERIALS-FACS	1,126	140		1,266 1
142-71100-72200-500-1000-9310	REGULAR INSTRUCTION EQUIPMENT	22,000			22,000
142-72210-49901-500-1000-9310	OTHER SUPPLIES & MATERIALS-ST MARY'S	3,015		20	2,995 1
142-72210-79000-500-1000-9310	OTHER EQUIPMENT	11,942			11,942
142-72210-79001-500-1000-9310	OTHER EQUIPMENT-FACS	1,459		120	1,339 1
142-72610-41000-500-1000-9310	CUSTODIAL SUPPLIES	5,040			5,040
142-72610-41001-500-1000-9310	CUSTODIAL SUPPLIES-FACS	156			156
142-72610-49900-500-1000-9310	OTHER SUPPLIES & MATERIALS	37,013			37,013
Total ESSER Grant		81,751	140	140	81,751

Explanation of Adjustments:

- 1 Adjustment for Private School needs

ESSER Grant 2.0

ACCOUNT	DESCRIPTION	Amendment #2		Amendment #3	
		2021-22	BUDGET	2021-22	BUDGET
		Add	Subtract	Add	Subtract
142-71100-18900-500-1000-9350	OTHER SALARIES & WAGES	206,483		8,143	198,340 1
142-71100-16300-500-1000-9350	EDUCATIONAL ASSISTANTS	222,650		41,132	181,518 1
142-71100-19500-500-1000-9350	CERTIFIED SUBSTITUTE TEACHERS	20,000			20,000
142-71100-20100-500-1000-9350	SOCIAL SECURITY	27,846		11,254	39,100 1
142-71100-20400-500-1000-9350	RETIREMENT	32,203		13,015	45,218 1
142-71100-20600-500-1000-9350	LIFE INSURANCE			431	431 1
142-71100-20700-500-1000-9350	MEDICAL INSURANCE			13,800	13,800 1
142-71100-21200-500-1000-9350	EMPLOYER MEDICARE	6,512		2,632	9,144 1
142-71100-33000-500-1000-9350	OPERATING LEASE PAYMENTS	900,670			900,670
142-71100-42900-500-1000-9350	INSTRUCTIONAL SUPPLIES & MATERIALS	148,363		46,457	101,906 1
142-71100-47100-500-1000-9350	SOFTWARE	130,000			130,000
142-71100-49900-500-1000-9350	OTHER SUPPLIES & MATERIALS	45,500			45,500
142-71100-72200-500-1000-9350	REGULAR INSTRUCTION EQUIPMENT	3,885,836		170,148	3,715,688 1
142-71200-42900-500-1000-9350	INSTRUCTIONAL SUPPLIES & MATERIALS	-			0
142-71200-39900-500-1000-9350	OTHER CONTRACTED SERVICES	33,224			33,224
142-72210-18900-500-1000-9350	OTHER SALARIES & WAGES	8,650		7,000	15,650 1
142-72210-20100-500-1000-9350	SOCIAL SECURITY	536		434	970 1
142-72210-20400-500-1000-9350	RETIREMENT	620		608	1,228 1
142-72210-20600-500-1000-9350	LIFE INSURANCE	26			26
142-72210-21200-500-1000-9350	EMPLOYER MEDICARE	168		101	269 1
142-72610-41000-500-1000-9350	CUSTODIAL SUPPLIES	63,060			63,060
142-72610-49900-500-1000-9350	OTHER SUPPLIES & MATERIALS	18,388			18,388
142-72610-72000-500-1000-9350	PLANT EQUIPMENT	460,000			460,000
142-73100-49900-500-1000-9350	OTHER SUPPLIES & MATERIALS	-			0
142-76100-39900-500-1000-9350	OTHER CONTRACTED SERVICES	-			0
142-76100-70700-500-1000-9350	BUILDING IMPROVEMENTS	140,000			140,000
142-99100-50400-500-1000-9350	INDIRECT COST			216,605	216,605 1
Total ESSER Grant 2.0		6,350,735	265,880	265,880	6,350,735

Explanation of Adjustments:

- 1 Allocating funds to Indirect Cost

ESSER Grant 3.0

**Amendment #2
2021-22**

**Amendment #3
2021-22**

ACCOUNT	DESCRIPTION	BUDGET	Add	Subtract	BUDGET
142-71100-11600-500-1000-9360	TEACHERS	1,440,000			1,440,000
142-71100-16300-500-1000-9360	EDUCATIONAL ASSISTANTS	600,000	400,000		1,000,000 1
142-71100-18800-500-1000-9360	BONUS PAYMENTS		306,000		306,000 1
142-71100-18900-500-1000-9360	OTHER SALARIES & WAGES	342,300		177,614	164,686 1
142-71100-19500-500-1000-9360	CERTIFIED SUBSTITUTE TEACHERS	750,000			750,000
142-71100-20100-500-1000-9360	SOCIAL SECURITY	197,955	36,551		234,506 1
142-71100-20400-500-1000-9360	RETIREMENT	175,150	46,921		222,071 1
142-71100-20600-500-1000-9360	LIFE INSURANCE	8,370	1,200		9,570 1
142-71100-20700-500-1000-9360	MEDICAL INSURANCE	531,222	114,974		646,196 1
142-71100-21200-500-1000-9360	EMPLOYER MEDICARE	46,296	8,548		54,844 1
142-71100-39900-500-1000-9360	OTHER CONTRACTED SERVICES	439,674		439,674	0 1
142-71100-47100-500-1000-9360	SOFTWARE	120,000			120,000
142-71150-18800-500-1000-9360	BONUS PAYMENTS		2,500		2,500 1
142-71150-20100-500-1000-9360	SOCIAL SECURITY		155		155 1
142-71150-20400-500-1000-9360	RETIREMENT		217		217 1
142-71150-21200-500-1000-9360	EMPLOYER MEDICARE		36		36 1
142-71200-18800-500-1000-9360	BONUS PAYMENTS		84,500		84,500 1
142-71200-20100-500-1000-9360	SOCIAL SECURITY		5,239		5,239 1
142-71200-20400-500-1000-9360	RETIREMENT		7,343		7,343 1
142-71200-21200-500-1000-9360	EMPLOYER MEDICARE		1,225		1,225 1
142-71200-42900-500-1000-9360	OTHER CONTRACTED SERVICES	10,000			10,000
142-71200-42900-500-1000-9360	INSTRUCTIONAL SUPPLIES & MATERIALS	1,190			1,190
142-71200-47100-500-1000-9360	SOFTWARE	6,810			6,810
142-71300-18800-500-1000-9360	BONUS PAYMENTS		15,000		15,000 1
142-71300-20100-500-1000-9360	SOCIAL SECURITY		5,500		5,500 1
142-71300-20400-500-1000-9360	RETIREMENT		341		341 1
142-71300-20400-500-1000-9360	EMPLOYER MEDICARE		478		478 1
142-71300-21200-500-1000-9360	BONUS PAYMENTS		80		80 1
142-72110-18800-500-1000-9360	SOCIAL SECURITY		1,500		1,500 1
142-72110-20100-500-1000-9360	RETIREMENT		93		93 1
142-72110-20400-500-1000-9360	EMPLOYER MEDICARE		130		130 1
142-72110-21200-500-1000-9360	EMPLOYER MEDICARE		22		22 1

ESSER Grant 3.0 continued

Amendment #2

Amendment #3

ACCOUNT	DESCRIPTION	2021-22		2021-22	
		BUDGET		BUDGET	
		Add	Subtract	Add	Subtract
142-72120-18800-500-1000-9360	BONUS PAYMENTS	13,500		13,500	
142-72120-20100-500-1000-9360	SOCIAL SECURITY	837		837	
142-72120-20400-500-1000-9360	RETIREMENT	1,173		1,173	
142-72120-21200-500-1000-9360	EMPLOYER MEDICARE	196		196	
142-72310-12300-500-1000-9360	GUIDANCE PERSONNEL			167,349	
142-72130-18800-500-1000-9360	BONUS PAYMENTS	20,000		20,000	
142-72310-20100-500-1000-9360	SOCIAL SECURITY	1,240		1,240	
142-72310-20400-500-1000-9360	RETIREMENT	1,738		1,738	
142-72310-20600-500-1000-9360	LIFE INSURANCE			502	
142-72310-20700-500-1000-9360	MEDICAL INSURANCE			20,700	
142-72310-21200-500-1000-9360	EMPLOYER MEDICARE			2,426	
142-72210-10500-500-1000-9360	SUPERVISOR/DIRECTOR			332,712	
142-72210-18800-500-1000-9360	BONUS PAYMENTS	15,500		15,500	
142-72210-20100-500-1000-9360	SOCIAL SECURITY	961		20,630	
142-72210-20400-500-1000-9360	RETIREMENT	1,347		23,855	
142-72210-20600-500-1000-9360	LIFE INSURANCE			999	
142-72210-20700-500-1000-9360	MEDICAL INSURANCE	3,145		23,855	
142-72210-21200-500-1000-9360	EMPLOYER MEDICARE	225		4,824	
142-72210-47100-500-1000-9360	SOFTWARE			90,968	
142-72210-52400-500-1000-9360	IN-SERVICE/STAFF DEVELOPMENT	40,950			
142-72220-18800-500-1000-9360	BONUS PAYMENTS	13,500		13,500	
142-72220-20100-500-1000-9360	SOCIAL SECURITY	837		837	
142-72220-20400-500-1000-9360	RETIREMENT	1,173		1,173	
142-72220-21200-500-1000-9360	EMPLOYER MEDICARE	196		196	
142-72220-52400-500-1000-9360	IN-SERVICE/STAFF DEVELOPMENT			1,500	
142-72250-18800-500-1000-9360	BONUS PAYMENTS	15,000		15,000	
142-72250-20100-500-1000-9360	SOCIAL SECURITY	930		930	
142-72250-20400-500-1000-9360	RETIREMENT	1,304		1,304	
142-72250-21200-500-1000-9360	EMPLOYER MEDICARE	217		217	

ESSER Grant 3.0 Continued

Amendment #2

Amendment #3

ACCOUNT	DESCRIPTION	2021-22		2021-22	
		BUDGET	BUDGET	Add	Subtract
142-72320-18800-500-1000-9360	BONUS PAYMENTS		3,500	3,500	1
142-72320-20100-500-1000-9360	SOCIAL SECURITY		217	217	1
142-72320-20400-500-1000-9360	RETIREMENT		304	304	1
142-72320-21200-500-1000-9360	EMPLOYER MEDICARE		51	51	1
142-72410-18800-500-1000-9360	BONUS PAYMENTS		39,000	39,000	1
142-72410-20100-500-1000-9360	SOCIAL SECURITY		2,418	2,418	1
142-72410-20400-500-1000-9360	RETIREMENT		3,389	3,389	1
142-72410-21200-500-1000-9360	EMPLOYER MEDICARE		566	566	1
142-72510-11900-500-1000-9360	ACCOUNTANTS/BOOKKEEPERS	273,000			273,000
142-72510-18800-500-1000-9360	BONUS PAYMENTS		5,500	5,500	1
142-72510-20100-500-1000-9360	SOCIAL SECURITY	16,926	341		17,267
142-72510-20400-500-1000-9360	RETIREMENT	19,574	478		20,052
142-72510-20600-500-1000-9360	LIFE INSURANCE	819			819
142-72510-20700-500-1000-9360	MEDICAL INSURANCE	21,519			21,519
142-72510-21200-500-1000-9360	EMPLOYER MEDICARE	3,959	80	80	4,039
142-75250-18800-500-1000-9360	BONUS PAYMENTS		3,000	3,000	1
142-75250-20100-500-1000-9360	SOCIAL SECURITY		186	186	1
142-75250-20400-500-1000-9360	RETIREMENT		261	261	1
142-75250-21200-500-1000-9360	EMPLOYER MEDICARE		43	43	1
142-72610-18800-500-1000-9360	BONUS PAYMENTS		6,000	6,000	1
142-72610-20100-500-1000-9360	SOCIAL SECURITY		372	372	1
142-72610-20400-500-1000-9360	RETIREMENT		521	521	1
142-72610-21200-500-1000-9360	EMPLOYER MEDICARE		87	87	1
142-72610-72000-500-1000-9360	PLANT OPERATION EQUIPMENT	1,772,136			1,772,136
142-72620-18800-500-1000-9360	BONUS PAYMENTS		4,500	4,500	1
142-72620-20100-500-1000-9360	SOCIAL SECURITY		279	279	1
142-72620-20400-500-1000-9360	RETIREMENT		391	391	1
142-72620-21200-500-1000-9360	EMPLOYER MEDICARE		65	65	1
142-72710-18800-500-1000-9360	BONUS PAYMENTS		2,000	2,000	1
142-72710-20100-500-1000-9360	SOCIAL SECURITY		124	124	1
142-72710-20400-500-1000-9360	RETIREMENT		174	174	1
142-72710-21200-500-1000-9360	EMPLOYER MEDICARE		29	29	1

ESSER Grant 3.0 Continued

ACCOUNT	DESCRIPTION	Amendment #2 2021-22		Amendment #3 2021-22	
		BUDGET	Add	Subtract	BUDGET
142-73100-18800-500-1000-9360	BONUS PAYMENTS		21,000		21,000 1
142-73100-20100-500-1000-9360	SOCIAL SECURITY		1,302		1,302 1
142-73100-20400-500-1000-9360	RETIREMENT		1,825		1,825 1
142-73100-21200-500-1000-9360	EMPLOYER MEDICARE		304		304 1
142-73400-18800-500-1000-9360	BONUS PAYMENTS		2,000		2,000 1
142-73400-20100-500-1000-9360	SOCIAL SECURITY		124		124 1
142-73400-20400-500-1000-9360	RETIREMENT		174		174 1
142-73400-21200-500-1000-9360	EMPLOYER MEDICARE		29		29 1
142-76100-70700-500-1000-9360	BUILDING IMPROVEMENTS	8,525,000		1,673,864	6,851,136 1
142-99100-50400-500-1000-9360	INDIRECT COST		1,017,706		1,017,706 1
Total ESSER Grant 3.0		16,014,595	2,291,152	2,291,152	16,014,595

Explanation of Adjustments:

- 1 Allocating funds for Indirect Cost and Staff Bonus

Innovative High Schools

ACCOUNT	DESCRIPTION	Amendment #2		Amendment #3			
		BUDGET	2021-22	Add	Subtract	BUDGET	2021-22
142-71300-11600-130-0060-9370	TEACHERS		106,404			106,404	1
142-71300-20100-130-0060-9370	SOCIAL SECURITY		8,138			8,138	1
142-71300-20400-130-0060-9370	STATE RETIREMENT		10,960			10,960	1
142-71300-20600-130-0060-9370	LIFE INSURANCE		336			336	1
142-71300-20700-130-0060-9370	MEDICAL INSURANCE		34,084			34,084	1
142-71300-33600-130-0060-9370	MAINTENANCE & REPAIRS	12,000					
142-71300-42900-130-0060-9370	INSTRUCTIONAL SUPPLIES & MATERIALS	137,833				137,833	
142-71300-49900-130-0060-9370	OTHER SUPPLIES & MATERIALS	170,667	190,000			360,667	1
142-71300-73000-130-0060-9370	VOCATIONAL INSTRUCTIONAL EQUIPMENT	895,500				895,500	
142-72130-39900-213-0060-9370	OTHER CONTRACTED SERVICES	348,000		80,000		268,000	1
142-72130-49900-213-0060-9370	OTHER SUPPLIES & MATERIALS	20,000				20,000	
142-72130-52400-213-0060-9370	IN-SERVICE/STAFF DEVELOPMENT	80,000				80,000	
142-72230-59900-223-0060-9370	OTHER CHARGES	336,000		269,922		66,078	1
142-99100-50400-130-1000-9370	INDIRECT COST					0	
Total Innovative High Schools		2,000,000	190,000	349,922		2,000,000	

Explanation of Adjustments:

- 1 Reallocating funds for changes in District needs

TN All Corps Grant

ACCOUNT	DESCRIPTION	Amendment #2		Amendment #3			
		BUDGET	2021-22	Add	Subtract	BUDGET	2021-22
142-72210-39900-500-1000-9380	OTHER CONTRACTED SERVICES	300,000			17,435	282,565	1
142-72210-42900-500-1000-9380	INSTRUCTIONAL SUPPLIES & MATERIALS	90,000			3,676	86,324	1
142-72210-49900-500-1000-9380	OTHER SUPPLIES & MATERIALS	92,200	28,513			120,713	1
142-72210-52400-500-1000-9380	IN-SERVICE/STAFF DEVELOPMENT	7,800		7,402		398	1
Total TN All Corps Grant		490,000	28,513	28,513	28,513	490,000	

Explanation of Adjustments:

- 1 Reallocating funds for changes in District needs

Fiscal Pre-Monitoring Supports Grant

ACCOUNT	DESCRIPTION	Amendment #2		Amendment #3	
		2021-22 BUDGET	Add	2021-22 BUDGET	BUDGET
142-72510-39900-251-1000-9390	OTHER CONTRACTED SERVICES		46,200		46,200 A
Total Fiscal Pre-Monitoring Supports Grant		0	46,200	0	46,200

Explanation of Adjustments:
A New Grant awarded by TDOE

Epidemiology and Laboratory Capacity Grant

ACCOUNT	DESCRIPTION	Amendment #2		Amendment #3	
		2021-22 BUDGET	Add	2021-22 BUDGET	BUDGET
142-72120-10500-500-1000-9410	SUPERVISOR/DIRECTOR	120,000			120,000
142-72120-13100-500-1000-9410	MEDICAL PERSONNEL	90,000			90,000
142-72120-18900-500-1000-9410	OTHER SALARIES & WAGES	26,000			26,000
142-72120-20100-500-1000-9410	SOCIAL SECURITY	16,182			16,182
142-72120-20400-500-1000-9410	RETIREMENT	26,883			26,883
142-72120-20600-500-1000-9410	LIFE INSURANCE	785			785
142-72120-20700-500-1000-9410	MEDICAL INSURANCE	27,600			27,600
142-72120-21200-500-1000-9410	EMPLOYER MEDICARE	3,785			3,785
142-72120-35500-500-1000-9410	TRAVEL	3,100			3,100
142-72120-41300-500-1000-9410	DRUGS & MEDICAL SUPPLIES	775,825			775,825
142-72120-73500-500-1000-9410	HEALTH EQUIPMENT	95,001			95,001
142-72120-79000-500-1000-9410	OTHER EQUIPMENT	300,000			300,000
142-72130-12300-500-1000-9410	GUIDANCE PERSONNEL	78,234			78,234
142-72130-13500-500-1000-9410	ASSESSMENT PERSONNEL	83,202			83,202
142-72130-16200-500-1000-9410	CLERICAL PERSONNEL	113,000			113,000
142-72130-20100-500-1000-9410	SOCIAL SECURITY	17,015			17,015
142-72130-20400-500-1000-9410	RETIREMENT	15,691			15,691
142-72130-20600-500-1000-9410	LIFE INSURANCE	490			490
142-72130-20700-500-1000-9410	MEDICAL INSURANCE	20,700			20,700

Epidemiology and Laboratory Capacity Grant Continued

ACCOUNT	DESCRIPTION	Amendment #2		Amendment #3	
		2021-22 BUDGET	Add	2021-22 BUDGET	Subtract
142-72130-21200-500-1000-9410	EMPLOYER MEDICARE	3,979			
142-72130-35500-500-1000-9410	TRAVEL	5,000			
142-72130-49900-500-1000-9410	OTHER SUPPLIES & MATERIALS	431,001		431,001	
142-72710-42500-500-1000-9410	GASOLINE	5,000		5,000	
142-72710-72900-500-1000-9410	TRANSPORTATION EQUIPMENT	60,000		60,000	
142-76100-70700-500-1000-9410	BUILDING IMPROVEMENTS	150,000		150,000	
142-76100-79000-500-1000-9410	OTHER EQUIPMENT	24,227			24,227
TOTAL Epidemiology and Laboratory Capacity Grant		2,492,700	-	-	2,492,700

Early Literacy Network Grant

ACCOUNT	DESCRIPTION	Amendment #2		Amendment #3	
		2021-22 BUDGET	Add	2021-22 BUDGET	Subtract
142-72210-39900-221-1000-9510	OTHER CONTRACTED SERVICES	80,000			
Total Early Literacy Network Grant		80,000	-	-	80,000

Literacy Training teacher Stipend Grant

ACCOUNT	DESCRIPTION	Amendment #2		Amendment #3	
		2021-22	BUDGET	2021-22	BUDGET
142-71100-18900-110-1000-9520	OTHER SALARIES & WAGES		1,000		1,000
				Subtract	
				Add	

Total Literacy Training Teacher Stipend Grant

	1,000	-	-	1,000
--	-------	---	---	-------

TOTAL FEDERAL FUND EXPENDITURES 33,922,688 3,012,230 3,125,416 33,969,424



**COLLIERVILLE SCHOOLS BOARD OF EDUCATION
RESOLUTION 2022-17**

A RESOLUTION TO AMEND THE 2021-2022 FISCAL YEAR ANNUAL EDUCATION CAPITAL PROJECTS FUND BUDGET OF THE COLLIERVILLE SCHOOLS, A MUNICIPAL SCHOOL DISTRICT IN THE STATE OF TENNESSEE; PROVIDING AN EFFECTIVE DATE.

WHEREAS, the Tennessee Legislature passed Public Chapter No. 256 of the 2013 Public Acts to amend Title 49 relative to local educational agencies, including Tenn. Code Ann. § 49-2-127(b), which authorizes the governing body of a municipality to establish, by ordinance, a municipal board of education and compliance with Tenn. Code Ann. § 49-2-201; and

WHEREAS, the Collierville Schools were lawfully established by local ordinance pursuant to Tenn. Code Ann. § 49-2-106 and in compliance with Tenn. Code Ann. § 49-2-201; and

WHEREAS, The Collierville Schools Board of Education is an entity authorized pursuant to the laws of the state of Tennessee to operate a public-school district within Shelby County, Tennessee; and

WHEREAS, Tenn. Code Ann. § 49-2-203(a) (10) (A)(i) requires the Board of Education of the Collierville Schools to direct the Superintendent and the chair of the local board to prepare a budget on forms furnished by the Commissioner, and when the budget has been approved by the Collierville Schools Board of Education to then submit that budget to the Collierville Board of Mayor and Aldermen for their approval; and

WHEREAS, this amendment to the Education Capital Projects Fund Budget changes the total amount of the budget and requires the transfer of funds from one portion of the budget to another.

NOW, THEREFORE, be it resolved by the Collierville Schools Board of Education:

Section 1. That the annual Education Capital Projects Fund Budget of the 2021-2022 school year for the Collierville Schools as presented in official budget documents is hereby amended by reference in the following amounts with the following fund:

Funds Are Amended in the Following Categories:

(Please see attached documentation)

EDUCATION CAPITAL PROJECTS FUND REVENUE BUDGET: \$ 5,868,183

Total Net Change in Education Cap Projects Fund Revenue Budget \$ (1,012,777)

Total Amended Education Capital Projects Fund Revenue Budget \$ 4,855,406

Funds Are Amended in The Following Categories:

(Please see attached documentation)

EDUCATION CAPITAL PROJECTS FUND EXPENDITURE BUDGET: \$ 5,868,183

Total Net Change in Education Cap Projects Fund Expenditure Budget \$ (1,012,777)

Total Amended Education Capital Projects Fund Expenditure Budget \$ 4,855,406

Section 2. That the budget document required by law will be amended and submitted for approval to the Town of Collierville Board and Mayor of Aldermen, and, upon approval, shall be submitted as required to the State of Tennessee.

Section 3. That this resolution shall become effective June 28, 2022 from and after its adoption by the Collierville Schools Board of Education.

Adopted this 28th day of June 2022.

WRIGHT COX, CHAIRMAN

GARY LILLY, DIRECTOR OF SCHOOLS

APPROVED AS TO FORM:
MICHAEL MARSHALL, BOARD ATTORNEY

Collierville Schools
 CIP Fund 2021-22 Amendment #2
 Prepared 6/14/22

REVENUE		Amendment #1 2021-22 AMENDED BUDGET	Add	Subtract	Amendment #2 2021-22 AMENDED BUDGET
ACCOUNT	DESCRIPTION				
177-49100-00000-000-0000-6206	CES Gym	3,868,183.00	1,787.00 **	1,999,011.00 *	1,870,959.00
177-49100-00000-000-0000-6525	Unallocated	2,000,000.00		1,700,000.00 *	300,000.00
177-49100-00000-000-0000-6117	Crosswind Renovations	0.00	237,505.00 N		237,505.00
177-49800-00000-000-0000-6206	Transfers In - CES Gym	0.00	2,446,942.05 **		2,446,942.05 C
TOTAL REVENUE		5,868,183.00	2,686,234.05	3,699,011.00	4,855,406.05

EXPENDITURES		Amendment #1 2021-22 AMENDED BUDGET	Add	Subtract	Amendment #2 2021-22 AMENDED BUDGET
ACCOUNT	DESCRIPTION				
<u>Project 6525 - Unallocated CIP from SC:</u>					
177-91300-30400-913-1000-6525	Architects	2,000,000.00		1,700,000.00 *	300,000.00
		2,000,000.00	0.00	1,700,000.00	300,000.00
<u>Project 6117 - Crosswind Elem Renovation:</u>					
177-91300-30400-913-0065-6117	Architects	0.00	237,325.00 N		237,325.00
177-91300-79900-913-0065-6117	Other Capital Outlay	0.00	180.00 N		180.00
		0.00	237,505.00	0.00	237,505.00
<u>Project 6206 - CES Gym:</u>					
177-91300-30400-913-0055-6206	Architects	33,338.00		11,113.00 *	22,225.00
177-91300-59900-913-0055-6206	Builder's Risk Insurance	0.00	1,645.00 **		1,645.00
177-91300-70600-913-0055-6206	Building Construction	3,504,845.00	458,902.05		3,963,747.05 C
177-91300-71100-913-0055-6206	FF&E	330,000.00			330,000.00
177-91300-79900-913-0055-6206	Other Capital Outlay	0.00	284.00 **		284.00
		3,868,183.00	460,831.05	11,113.00	4,317,901.05
TOTAL EXPENDITURES		5,868,183.00	698,336.05	1,711,113.00	4,855,406.05

* Corrections to budgeted amount.

** Additional amounts budgeted for 2021-22 activity.

C Additions also include a change order on the CES Gymnasium project for \$458,902.05.

N New project started in FY 2022.



**COLLIERVILLE SCHOOLS BOARD OF EDUCATION
RESOLUTION 2022-18**

A RESOLUTION TO AMEND THE 2021-2022 FISCAL YEAR ANNUAL DISCRETIONARY GRANTS FUND BUDGET OF THE COLLIERVILLE SCHOOLS, A MUNICIPAL SCHOOL DISTRICT IN THE STATE OF TENNESSEE; PROVIDING AN EFFECTIVE DATE.

WHEREAS, the Tennessee Legislature passed Public Chapter No. 256 of the 2013 Public Acts to amend Title 49 relative to local educational agencies, including Tenn. Code Ann. § 49-2-127(b), which authorizes the governing body of a municipality to establish, by ordinance, a municipal board of education and compliance with Tenn. Code Ann. § 49-2-201; and

WHEREAS, the Collierville Schools were lawfully established by local ordinance pursuant to Tenn. Code Ann. § 49-2-106 and in compliance with Tenn. Code Ann. § 49-2-201; and

WHEREAS, the Collierville Schools Board of Education is an entity authorized pursuant to the laws of the state of Tennessee to operate a public school district within Shelby County, Tennessee; and

WHEREAS, Tenn. Code Ann. § 49-2-203(a) (10) (A)(i) requires the Board Of Education of the Collierville Schools to direct the Superintendent and the chair of the local board to prepare a budget on forms furnished by the Commissioner, and when the budget has been approved by the Collierville Schools Board of Education to then submit that budget to the Collierville Board of Mayor and Aldermen for their approval; and

WHEREAS, this amendment to the Discretionary Grants Fund Budget changes the total amount of the budget, and requires the transfer of funds from one portion of the budget to another.

NOW, THEREFORE, be it resolved by the Collierville Schools Board of Education:

Section 1. That the annual Discretionary Grants Fund Budget of the 2021-2022 school year for the Collierville Schools as presented in official budget documents is hereby amended by reference in the following amounts with the following fund:

Funds Are Amended in the Following Categories:

(Please see attached documentation)

DISCRETIONARY GRANTS FUND REVENUE BUDGET:	\$	808,086
Total Net Change in Discretionary Grants Fund Revenue Budget	\$	<u>1,317,235</u>
Total Amended Discretionary Grants Fund Revenue Budget	\$	2,125,321

Funds Are Amended in The Following Categories:

(Please see attached documentation)

DISCRETIONARY GRANTS FUND EXPENDITURE BUDGET:	\$	808,086
Total Net Change in Discretionary Grants Fund Expenditure Budget	\$	<u>1,317,235</u>
Total Amended Discretionary Grants Fund Expenditure Budget	\$	2,125,321

Section 2. That the budget document required by law will be amended and submitted for approval to the Town of Collierville Board and Mayor of Aldermen, and, upon approval, shall be submitted as required to the State of Tennessee.

Section 3. That this resolution shall become effective June 28, 2022, from and after its adoption by the Collierville Schools Board of Education.

Adopted this 28th day of June 2022.

WRIGHT COX, CHAIRMAN

GARY LILLY, DIRECTOR OF SCHOOLS

APPROVED AS TO FORM:
MICHAEL MARSHALL, BOARD ATTORNEY

Collierville Schools
 Discretionary Grants Revenue 2021-22
 Amendment #3

ACCOUNT	DESCRIPTION	Amendment #2		Amendment #3		
		2021-22	BUDGET	2021-22	BUDGET	
				Add	Subtract	
145-46590-00000-000-0000-8010	Voluntary Pre-K		190,174			190,174
145-46591-00000-000-0000-8020	Coordinated School Health		90,000			90,000
145-46590-00000-000-0000-8030	Safe Schools Grant		214,967			214,967
145-44990-00000-000-0000-8036	America's Farmers Grow		2,500			2,500
145-44990-00000-000-0000-8043	DGH Donation-Greenhouse CMS		3,473			3,473
145-44990-00000-000-0000-8046	Race for the Ville		27,661			27,661
145-44990-00000-000-0000-8047	Donations-Auditorium Seats (CHS)		3,000			3,000
145-44990-00000-000-0000-8048	PD for Teachers		5,018			5,018
145-44990-00000-000-0000-8049	VPK Donations		474			474
145-44990-00000-000-0000-8050	Donations-WCMS Greenhouse Project			11,500		11,500 A
145-46590-00000-000-0000-8710	Summer Learning Camps		28,045	654,703		682,748 B
145-46590-00000-000-0000-8720	Bridge Camp		9,156	263,104		272,260 B
145-46590-00000-000-0000-8730	STREAM Mini-Camps			187,058		187,058 B
145-46590-00000-000-0000-8740	Summer Learning Transportation			174,970		174,970 B
145-44990-00000-000-0000-8098	CPR Training		459			459
145-44990-00000-000-0000-8200	Athletic Fund		10,000			10,000
145-44990-00000-000-0000-8300	Sodexo Scholarship		21,513			21,513
145-44990-00000-000-0000-8310	Scholarship (Journalism/PR)		-			-
145-44990-00000-000-0000-8320	Bryan Gatlin Memorial Scholarship		9,463			9,463
145-44990-00000-000-0000-8330	Garrett Helms Memorial Fund		17,188	900		18,088 A
145-44990-00000-000-0000-8340	Hart Family Memorial Donation		20,836			20,836
145-44990-00000-000-0000-8350	Christopher Dufour Scholarship		6,926			6,926
145-44990-00000-000-0000-8360	CHS Horticulture Science		10,000			10,000
145-44990-00000-000-0000-8370	Dragon Games		-	25,000		25,000 A
145-47590-00000-000-0000-8800	Response to Disproportionality		61,691			61,691
145-47590-00000-000-0000-8810	Response to Disproportionality-ARP		75,542			75,542
TOTAL DISCRETIONARY GRANTS REVENUE			808,086	1,317,235		2,125,321

Explanation of Adjustments:

- A Donations Received
- B FY22 Allocation Received

Collierville Schools
 Discretionary Grants Expenditures 2021-22
 Amendment #3

Voluntary Pre-K	ACCOUNT	DESCRIPTION	Amendment #2		Amendment #3	
			BUDGET	Add	Subtract	BUDGET
	145-73400-11600-340-1000-8010	Teachers	113,969			113,969
	145-73400-16300-340-1000-8010	Assistants	46,126			46,126
	145-73400-20100-340-1000-8010	Social Security	9,926			9,926
	145-73400-20400-340-1000-8010	State Retirement	8,184			8,184
	145-73400-20600-340-1000-8010	Life Insurance	485			485
	145-73400-20700-340-1000-8010	Medical Insurance	2,322			2,322
	145-73400-21200-340-1000-8010	Medicare	2,321			2,321
	145-73400-21700-340-1000-8010	Retirement-Hybrid Stabilization	3,112			3,112
	145-99100-50400-340-1000-8010	Indirect Cost	3,729			3,729
Total Voluntary Pre-K Expenditures			190,174	-	-	190,174

Coordinated School Health

ACCOUNT	DESCRIPTION	Amendment #2		Amendment #3	
		2021-22 BUDGET	Add	Subtract	2021-22 BUDGET
145-72120-10500-212-1000-8020	Director/Supervisor	-			-
145-72120-18900-212-1000-8020	Other Salaries & Wages	54,300	1,475		55,775 1
145-72120-20100-212-1000-8020	Social Security	4,140	92		4,232 1
145-72120-20400-212-1000-8020	State Retirement	4,000	120		4,120 1
145-72120-20600-212-1000-8020	Life Insurance	150			150
145-72120-21200-212-1000-8020	Medicare	800	21		821 1
145-72120-21700-212-1000-8020	Retirement-Hybrid Stabilization	1,300	20		1,320 1
145-72120-35500-212-1000-8020	Travel	1,000			1,000
145-72120-39900-212-1000-8020	Other Contracted Services	3,223			3,223
145-72120-49900-212-1000-8020	Other Supplies & Materials	10,723			10,723
145-72120-52400-212-1000-8020	In-Service/Staff Development	10,364		1,728	8,636 1
145-72120-73500-212-1000-8020	Health Equipment	-			-
Total Coordinated School Health Expenditures		90,000	1,728	1,728	90,000

Explanation of Adjustments:

- 1 Adjusted for Additional Stipends

Safe Schools Grant		Amendment #2	Amendment #3
ACCOUNT	DESCRIPTION	2021-22 BUDGET	2021-22 BUDGET
145-72130-30900-282-1000-8030	Contracts with Govt Agencies	20,000	20,000
145-72130-52400-282-1000-8030	In-Service/Staff Development	25,000	25,000
145-72210-18900-282-1000-8030	Other Salaries & Wages	79,840	79,840
145-72210-20100-282-1000-8030	Social Security	4,550	4,550
145-72210-20400-282-1000-8030	State Retirement	5,300	5,300
145-72210-20600-282-1000-8030	Life Insurance	225	225
145-72210-21200-282-1000-8030	Medicare	1,075	1,075
145-72210-21700-282-1000-8030	Retirement-Hybrid Stabilization	1,400	1,400
145-72210-35500-282-1000-8030	Travel	1,500	1,500
145-72210-39900-282-1000-8030	Other Contracted Services	62,077	62,077
145-72210-49900-282-1000-8030	Other Supplies & Materials	4,000	4,000
145-72210-79000-282-1000-8030	Other Equipment	10,000	10,000
Total Safe Schools Grant Expenditures		214,967	214,967

America's Farmers Grow		Amendment #2	Amendment #3
ACCOUNT	DESCRIPTION	2021-22 BUDGET	2021-22 BUDGET
145-72120-49900-212-1000-8036	Other Supplies & Materials	2,500	2,500
Total America's Farmers Grow Expenditures		2,500	2,500

DGH Donations (Greenhouse CMS)		Amendment #2	Amendment #3
ACCOUNT	DESCRIPTION	2021-22 BUDGET	2021-22 BUDGET
145-72210-39900-221-1000-8043	Other Contracted Services	473	473
145-72210-19000-221-1000-8043	Other Equipment	3,000	3,000
Total DGH Donation Expenditures		3,473	3,473

Race for the Ville		Amendment #2 2021-22		Amendment #3 2021-22	
ACCOUNT	DESCRIPTION	BUDGET	Add	Subtract	BUDGET
145-72120-39900-212-1000-8046	Other Contracted Services	6,469			6,469
145-72120-49900-212-1000-8046	Other Supplies & Materials	19,073			19,073
145-72120-59900-212-1000-8046	Other Charges	2,119			2,119
Total Race for the Ville Expenditures		27,661	-	-	27,661

PD for Teachers		Amendment #2 2021-22		Amendment #3 2021-22	
ACCOUNT	DESCRIPTION	BUDGET	Add	Subtract	BUDGET
145-72210-52400-221-1000-8048	In-Service/Staff Development	1,814			1,814
145-72210-59900-221-1000-8048	Other Charges	3,204			3,204
Total PD for Teachers Expenditures		5,018	-	-	5,018

VPK Donations		Amendment #2 2021-22		Amendment #3 2021-22	
ACCOUNT	DESCRIPTION	BUDGET	Add	Subtract	BUDGET
145-72210-59900-221-1000-8049	Other Charges	474			474
Total VPK Donations Expenditures		474	-	-	474

Donations- WCMS Greenhouse Project		Amendment #2 2021-22	Amendment #3 2021-22
ACCOUNT	DESCRIPTION	BUDGET	BUDGET
145-72210-19000-221-1000-8050	Other Equipment		11,500 A
		11,500	
			Subtract
			11,500
	Total Donations- WCMS Greenhouse Project	-	- 11,500

Explanation of Adjustments:
A Donations Received

CPR Training		Amendment #2 2021-22	Amendment #3 2021-22
ACCOUNT	DESCRIPTION	BUDGET	BUDGET
145-72120-49900-212-1000-8098	Other Supplies & Materials	459	459
			Subtract
			459
	Total CPR Training Expenditures	459	- 459

Athletic Fund		Amendment #2 2021-22	Amendment #3 2021-22
ACCOUNT	DESCRIPTION	BUDGET	BUDGET
145-72810-39900-282-1000-8200	Other Contracted Services	3,500	3,500
145-72810-49900-282-1000-8200	Other Supplies & Materials	6,500	6,500
			Subtract
			10,000
	Total Athletic Fund Expenditures	10,000	- \$ 10,000

Sodexo Scholarship		Amendment #2 2021-22	Amendment #3 2021-22
ACCOUNT	DESCRIPTION	BUDGET	BUDGET
145-72320-59900-232-1000-8300	Other Charges	21,513	21,513
			Subtract
			21,513
	Total Sodexo Scholarship Expenditures	21,513	- 21,513

Scholarship (Journalism/PR)		Amendment #2 2021-22 BUDGET	Add	Subtract	Amendment #3 2021-22 BUDGET
ACCOUNT	DESCRIPTION				
145-72810-59900-282-1000-8310	Other Charges	-			-

Total Scholarship (Journalism/PR) Expenditures - - -

Bryan Gatlin Memorial Scholarship		Amendment #2 2021-22 BUDGET	Add	Subtract	Amendment #3 2021-22 BUDGET
ACCOUNT	DESCRIPTION				
145-72230-59900-223-1000-8320	Other Charges	9,463			9,463
Total Bryan Gatlin Memorial Scholarship Expenditures		9,463	-	-	9,463

Garrett Helms Memorial Fund		Amendment #2 2021-22 BUDGET	Add	Subtract	Amendment #3 2021-22 BUDGET
ACCOUNT	DESCRIPTION				
145-72220-52400-222-1000-8330	In-Service/Staff Development	17,188	900		18,088 A
Total Garrett Helms Memorial Scholarship Expenditures		17,188	900	-	18,088

Explanation of Adjustments:
A Additional Donations Received

Hart Family Memorial Donation		Amendment #2 2021-22 BUDGET	Add	Subtract	Amendment #3 2021-22 BUDGET
ACCOUNT	DESCRIPTION				
145-72230-59900-223-0060-8340	In-Service/Staff Development	20,836			20,836
Total Hart Family Memorial Donation Expenditures		20,836	-	-	20,836

Christopher Dufour Scholarship		Amendment #2	Amendment #3
ACCOUNT	DESCRIPTION	2021-22 BUDGET	2021-22 BUDGET
145-72810-59900-282-1000-8350	In-Service/Staff Development	6,926	6,926
Total Christopher Dufour Scholarship Expenditures		6,926	6,926

Donations-Auditorium Seats (CHS)		Amendment #2	Amendment #3
ACCOUNT	DESCRIPTION	2021-22 BUDGET	2021-22 BUDGET
145-72320-59900-232-1000-8047	Other Charges	3,000	3,000
Total Donations-Auditorium Seats (CHS) Expenditures		3,000	3,000

Summer Learning Camps		Amendment #2	Amendment #3
ACCOUNT	DESCRIPTION	2021-22 BUDGET	2021-22 BUDGET
145-71100-11600-110-0008-8710	Teachers	16,625	258,790 B
145-71100-16300-110-0008-8710	Educational Assistants	5,204	58,612 B
145-71100-20100-110-0008-8710	Social Security	1,353	19,315 B
145-71100-20400-110-0008-8710	State Retirement	1,838	32,252 B
145-71100-21200-110-0008-8710	Employer Medicare	317	4,574 B
145-71100-21700-110-0008-8710	Retirement-Hybrid Stabilization	144	2,144 B
145-71100-39900-110-0008-8710	Other Contracted Services	23,600	23,600 B
145-71100-42900-110-0008-8710	Instructional Supplies & Materials	66,738	66,738 B
145-71100-47100-110-0008-8710	Software	159,390	159,390 B
145-71100-59900-110-0008-8710	Other Charges	2,800	2,800 B
145-72120-13100-212-0008-8710	Medical Personnel	408	408
145-72120-20100-212-0008-8710	Social Security	25	25
145-72120-20400-212-0008-8710	State Retirement	29	29

Summer Learning Camps continued

ACCOUNT	DESCRIPTION	Amendment #2		Amendment #3	
		BUDGET	Add	Subtract	BUDGET
145-72120-21200-212-0008-8710	Employer Medicare	6			6
145-72120-21700-212-0008-8710	Retirement-Hybrid Stabilization	8			8
142-72130-39900-213-0008-8710	Other Contracted Services		5,500		5,500 B
142-72210-10500-221-0008-8710	Supervisor/ Director		10,164		10,164 B
142-72210-18900-221-0008-8710	Other Salaries & Wages		15,232		15,232 B
142-72210-20100-221-0008-8710	Social Security		1,575		1,575 B
142-72210-20400-221-0008-8710	State Retirement		2,631		2,631 B
142-72210-21200-221-0008-8710	Employer Medicare		369		369 B
145-72210-21700-212-0008-8710	Retirement-Hybrid Stabilization		2,000		2,000
145-72410-10400-241-0008-8710	Principal(s)	700			700
145-72410-16200-241-0008-8710	Clerical Personnel	304			304
145-72410-20100-241-0008-8710	Social Security	62			62
145-72410-20400-241-0008-8710	State Retirement	94			94
145-72410-21200-241-0008-8710	Employer Medicare	15			15
145-72410-21700-241-0008-8710	Retirement-Hybrid Stabilization	6			6
145-72610-32800-261-0008-8710	Janitorial Services		5,000		5,000 B
145-73100-10500-310-0008-8710	Supervisor/ Director	777	8,046		8,823 B
145-73100-20100-310-0008-8710	Social Security	48	501		549 B
145-73100-20400-310-0008-8710	State Retirement	63	834		897 B
145-73100-21200-310-0008-8710	Employer Medicare	11	117		128 B
145-73100-21700-310-0008-8710	Retirement-Hybrid Stabilization	8			8
Total Summer Learning Camps Expenditures		28,045	654,703	-	682,748

Explanation of Adjustments:

B FY22 Allocation Received

STREAM Mini-Camps	ACCOUNT	DESCRIPTION	Amendment #2		Amendment #3	
			2020-21	BUDGET	2020-21	BUDGET
	145-71100-11600-110-0008-8730	Teachers		65,450		65,450
	145-71100-16300-110-0008-8730	Educational Assistants		14,994		14,994
	145-71100-20100-110-0008-8730	Social Security		4,991		4,991
	145-71100-20400-110-0008-8730	State Retirement		8,334		8,334
	145-71100-21200-110-0008-8730	Employer Medicare		1,167		1,167
	145-71100-21700-110-0008-8730	Retirement-Hybrid Stabilization		2,000		2,000
	145-71100-47100-110-0008-8730	Software		62,410		62,410
	145-71100-49900-110-0008-8730	Other Supplies & Materials		27,712		27,712
Total STREAM Mini- Camps Expenditures			-	187,058	-	187,058

Explanation of Adjustments:
 B FY22 Allocation Received

Summer Learning Transportation	ACCOUNT	DESCRIPTION	Amendment #2		Amendment #3	
			2020-21	BUDGET	2020-21	BUDGET
	145-72710-31200-271-1000-8740	Contracts with Private Agencies		174,970		174,970
Total Summer Learning Camp Transportation Expenditures			-	174,970	-	174,970

Explanation of Adjustments:
 B FY22 Allocation Received

CHS Horticulture Science	ACCOUNT	DESCRIPTION	Amendment #2		Amendment #3	
			2021-22	BUDGET	2021-22	BUDGET
	145-72130-49900-213-0060-8360	Other Supplies & Materials		10,000		10,000
Total CHS Horticulture Science Expenditures			10,000	-	10,000	10,000

Dragon Games		Amendment #2 2021-22	Amendment #3 2021-22
ACCOUNT	DESCRIPTION	BUDGET	BUDGET
145-72220-59903-222-1000-8370	Other Charges-Dragon Games	-	25,000 A
	Total Dragon Games Expenditures	-	25,000

Explanation of Adjustments:
A Donations Received

Response to Disproportionality		Amendment #2 2021-22	Amendment #3 2021-22
ACCOUNT	DESCRIPTION	BUDGET	BUDGET
145-72210-49902-222-1000-8800	Other Supplies & Materials	5,550	5,550
145-72210-52402-222-1000-8800	In-Services/Staff Development	56,141	56,141
	Total Response to Disproportionality Expenditures	61,691	61,691

Response to Disproportionality-ARP		Amendment #2 2021-22	Amendment #3 2021-22
ACCOUNT	DESCRIPTION	BUDGET	BUDGET
145-72210-52402-222-1000-8800	In-Services/Staff Development	75,542	75,542
	Total Response to Disproportionality ARP Expenditures	75,542	75,542

TOTAL DISCRETIONARY GRANTS EXPENDITURES	808,086	1,318,963	1,728	2,125,321
--	----------------	------------------	--------------	------------------



**COLLIERVILLE SCHOOLS BOARD OF EDUCATION
RESOLUTION 2022-19**

A RESOLUTION TO AMEND THE 2021-2022 FISCAL YEAR ANNUAL GENERAL FUND BUDGET OF THE COLLIERVILLE SCHOOLS, A MUNICIPAL SCHOOL DISTRICT IN THE STATE OF TENNESSEE; PROVIDING AN EFFECTIVE DATE.

WHEREAS, the Tennessee Legislature passed Public Chapter No. 256 of the 2013 Public Acts to amend Title 49 relative to local educational agencies, including Tenn. Code Ann. § 49-2-127(b), which authorizes the governing body of a municipality to establish, by ordinance, a municipal board of education and compliance with Tenn. Code Ann. § 49-2-201; and

WHEREAS, the Collierville Schools were lawfully established by local ordinance pursuant to Tenn. Code Ann. § 49-2-106 and in compliance with Tenn. Code Ann. § 49-2-201; and

WHEREAS, the Collierville Schools Board of Education is an entity authorized pursuant to the laws of the state of Tennessee to operate a public school district within Shelby County, Tennessee; and

WHEREAS, Tenn. Code Ann. § 49-2-203(a) (10) (A)(i) requires the Board Of Education of the Collierville Schools to direct the Superintendent and the chair of the local board to prepare a budget on forms furnished by the Commissioner, and when the budget has been approved by the Collierville Schools Board of Education to then submit that budget to the Collierville Board of Mayor and Aldermen for their approval; and

WHEREAS, this amendment to the General Fund Budget does not change the total amount of the budget, but requires the transfer of funds from one portion of the budget to another.

NOW, THEREFORE, be it resolved by the Collierville Schools Board of Education:

Section 1. That the annual General Fund Budget of the 2021-2022 school year for the Collierville Schools as presented in official budget documents is hereby amended by reference in the following amounts with the following fund:

Funds Are Amended in the Following Categories:

(Please see attached documentation)

GENERAL FUND REVENUE BUDGET:	\$ 98,474,887
Total Net Change in General Fund Revenue Budget	\$ <u>-0-</u>
Total Amended General Fund Revenue Budget	\$ 98,474,887

Funds Are Amended in The Following Categories:

(Please see attached documentation)

GENERAL FUND EXPENDITURE BUDGET:	\$ 98,474,887
Total Net Change in General Fund Expenditure Budget	\$ <u>-0-</u>
Total Amended General Fund Expenditure Budget	\$ 98,474,887

Section 2. That the budget document required by law will be amended and submitted for approval to the Town of Collierville Board and Mayor of Aldermen, and, upon approval, shall be submitted as required to the State of Tennessee.

Section 3. That this resolution shall become effective June 28, 2022, from and after its adoption by the Collierville Schools Board of Education.

Adopted this 28th day of June 2022.

WRIGHT COX, CHAIRMAN

DR. GARY LILLY, DIRECTOR OF SCHOOLS

APPROVED AS TO FORM:
MICHAEL MARSHALL, BOARD ATTORNEY

Collierville Schools
General Fund Revenue 2021-22
Amendment #6
Prepared 6/15/22

Function	Description	Budget	Add	Subtract	Amended Budget
40110	Current Property Tax	23,199,516			23,199,516
40120	Trustee's Collections - PY	535,828		435,828	100,000
40130	Clerk & Master - Circuit Court PY	313,004		113,004	200,000
40150	Pickup Taxes	1,745,329		45,329	1,700,000
40162	Payments in Lieu of Taxes - Local Utilities	248,235		73,235	175,000
40163	Payments in Lieu of Taxes - Other	282,831			282,831
40210	Local Option Sales Tax	11,100,000	950,000		12,050,000
40240	Wheel Tax	2,000,105		283,604	1,716,501
40270	Business Tax	3,300			3,300
40275	Mixed Drink Tax	233,522	1,000		234,522
40390	Municipal Tax	2,582,675			2,582,675
43513	Tuition - Summer School	25,000		22,000	3,000
43515	Tuition - Other State Systems	200,000		25,000	175,000
43990	Other Charges for Services	430,000		75,000	355,000
43991	Other Charges for Svcs - Shared Svcs	440,000	40,000		480,000
44110	Interest Income	22,000			22,000
44120	Lease/Rentals	20,000			20,000
44170	Miscellaneous Refunds	520,000	275,000		795,000
44171	Tech Replacement Fees	5,000	8,000		13,000
44172	Substitute Reimbursement	37,000			37,000
44174	Device Fees	300,000		70,000	230,000
44176	Refund - IRS	3,000	400		3,400
44520	Insurance Recovery	10,000			10,000
44530	Sale of Equipment	1,000,000		90,000	910,000
44560	Damages Recovered from Individuals	6,000			6,000
44990	Other Local Revenue	2,000			2,000
46511	Basic Education Program	46,490,000			46,490,000
46610	Career Ladder Program	95,000	5,000		100,000
47143	Special Ed - Grants to States	5,000		5,000	0
49800	Transfers In	4,072,424			4,072,424
49900	Reserves	2,548,118		41,400	2,506,718
	Total	98,474,887	1,279,400	1,279,400	98,474,887

Collierville Schools
General Fund Expenditures 2021-22
Amendment #6
Prepared 6/16/2022

Function	Budget	Add	Subtract	Amended Budget
71100 - Reg. Instruction	48,559,775	5,000		48,564,775
71150 - Alternative Education	268,448	7,500		275,948
71200 - Special Education	7,608,235	50,000		7,658,235
71300 - Vocational Education	999,074			999,074
72110 - Attendance	403,996			403,996
72120 - Health Services	1,253,118			1,253,118
72130 - Other Student Support	2,572,677	77,020		2,649,697
72210 - Support Regular Instruction	2,033,827			2,033,827
72215 - Support Alternative Education	2,553			2,553
72220 - Support Special Education	2,150,721	47,000		2,197,721
72230 - Support Vocational Education	0			0
72250 - Technology	4,649,926			4,649,926
72310 - Board of Education	1,909,894		11,520	1,898,374
72320 - Office of Superintendent	451,058			451,058
72410 - Office of Principal	6,246,269			6,246,269
72510 - Fiscal Services	990,776			990,776
72520 - Human Resources	714,450			714,450
72610 - Operation of Plant	6,241,325			6,241,325
72620 - Maintenance of Plant	1,712,794			1,712,794
72710 - Transportation	5,024,394		175,000	4,849,394
72810 - Central and Other	621,870			621,870
76100 - Regular Capital Outlay	4,059,707			4,059,707
	<u>98,474,887</u>	<u>186,520</u>	<u>186,520</u>	<u>98,474,887</u>

FY23 Consolidated Application Approval for IDEA/ESEA
School Year 2022-23

LEA # 795

LEA Name (Legal Name of Agency): Collierville Schools

LEA # <u>795</u>	LEA Name (Legal Name of Agency): <u>Collierville Schools</u>	
LEA Legal Making Address		
Street Address <u>145 W. Poplar Avenue</u>		
City <u>Collierville</u>	State <u>Tennessee</u>	Zip <u>38017</u>

Consolidated Project begins July 1, 2022 and ends June 30, 2023.

The facts, figures, and representations made in this application, including exhibits, attachments, and assurances herein, are true and correct to the best of my knowledge.

The Board of Education has reviewed and approved this project year application for filing.

This action is recorded in the official minutes of the Agency's Board meeting held on the date entered below:

June 21, 2022
Board Meeting Date

Director of Schools (Signature)

Board of Education Official (Signature)

Director of Schools (Print Name)

Board of Education Official (Print Name)

Date Signed

Date Signed

Federal Programs Budget – Collierville Schools – FY23

The Elementary and Secondary Education Act (ESEA), originally enacted in 1965 and reauthorized in 2015, is our national education law and indicates a longstanding commitment to equal opportunity for all students.

ESEA authorizes programs for eligible schools and districts to raise the academic achievement of struggling learners and address the complex challenges that arise for students who live with disability, mobility problems, learning difficulties, poverty, are transient, or who need to acquire English language skills.

Collierville Schools' grant application is written in direct alignment to the state of Tennessee's ESSA Accountability plan and the Drive to 55 Postsecondary Report for Collierville Schools.

Consolidated Admin Pool

\$129,408.36

These funds will be utilized to provide district level oversight through identified personnel of all federal programs.

Title I

\$2,520,442.98

These funds will be utilized to support the following:

- Identified students in need of academic intervention (K-12)
- Students identified "at-risk" who require personalized learning
- Classroom size reduction
- Focus on Career Exploration/Awareness (K-12)

Title II

\$168,607.43

These funds will be utilized to provide in-service training for teachers to address a variety of topics which incorporate best practices to support student growth.

Title III

\$37,897.24

These funds will be utilized to provide supplemental materials to support the learning of LEP (Limited English Proficiency) students.

Title IV

\$235,868.90

These funds will provide students with well-rounded education opportunities, increase opportunities to provide safe and healthy schools and support effective use of technology.

IDEA Part B

\$1,825,959.00

These funds will be utilized to provide personnel, materials, and equipment to support the learning of all students with disabilities (SWD).

IDEA Preschool

\$33,563.00

These funds will be utilized to provide instruction in literacy, communication, and math skills to support learning of preschool children identified with disabilities (SWD).

CTE Basic

\$88,792.16

These funds will be used to focus on Career and Technical education and strengthen the connection between secondary and postsecondary education.

Voluntary Pre-K

\$190,136.72

These funds provide three-year old and four-year old children with the opportunity to develop school readiness skills (pre-academic and social skills).

Please note the following:

- Funding may be reduced or increased in any or all categories.

INTERLOCAL AGREEMENT FOR PLANNING ASSISTANCE

This Agreement is made and entered into by and between Bartlett City Board of Education (“Provider”), a public school district, located at 5705 Stage Road, Bartlett, TN 38134 and Collierville Schools Board of Education (“Collierville Schools”) (hereinafter collectively referred to as the “Parties”).

WITNESSETH:

WHEREAS, pursuant to Tennessee Code Annotated §7-51-908, the Parties are authorized to contract among themselves for matters concerning education; and

WHEREAS, Collierville Schools are in need of Planning services in order to serve their present and future needs; and

WHEREAS, the Bartlett City Board of Education has a Planning staff with sufficient qualifications to provide those services to Collierville Schools; and

WHEREAS, the Parties have agreed to enter into this Agreement to effect the purposes stated herein.

NOW THEREFORE, in consideration of the mutual covenants contained herein, the sufficiency of which is hereby confirmed, the Bartlett City Board of Education (the “Provider”) and Collierville Schools agree as follows:

1. Purpose – The purpose of this Agreement is to authorize the Provider to deliver Planning services to Collierville Schools in exchange for consideration under the following terms and conditions.
2. Designated Representatives – To implement this Agreement, each Party’s Director of Schools or their designee shall be that Party’s representative with regard to their respective Districts’ Planning needs and all other matters pertaining to those services provided pursuant to this Agreement. Such designees, hereinafter collectively referred to as the “Directors,” shall serve as the point of contact for the Provider, the Provider’s Director, and all Planning personnel concerning disputes regarding the terms of this Agreement or any services provided hereunder.
3. Services – The Provider shall cause its Planning personnel (“Planning Personnel”) to deliver the Planning services (the “Services”) outlined on Attachment A to Collierville Schools pursuant to applicable federal, state and local laws, codes, rules and regulations.
4. Third-Party Contract(s) – The Parties expressly acknowledge that Provider shall enter into a third-party contract for Business Information Management software (the “Software”) necessary for the delivery of the Planning Services outlined on Attachment A.

5. Oversight – The Provider shall use its own facilities, equipment, personnel, and personnel policies in providing the Services under this Agreement. Planning Personnel shall be considered employees of the Provider for all purposes and shall not be under the control or supervision of Collierville Schools or its Director of Schools.
6. Relationship Between the Parties – The relationship between Collierville Schools and the Provider or the Provider’s Planning Personnel shall be that of an independent contractor. No principal-agent or employer-employee relationship is created by this Agreement.
7. Consideration – In consideration for the Services listed in Attachment A, Collierville Schools shall pay the Provider Thirty Four Thousand Three Hundred Sixty Six Dollars and Forty Five Cents (\$34,366.50) (“contract price”).
8. Extraordinary Expenditures – If the Provider determines that an expense/s outside of the “contract price” may be incurred, Provider shall provide the anticipated expense/s to Collierville Schools prior to incurring the expense/s. If the Collierville Schools believe that the expense/s are necessary, the expense/s shall be authorized. Services beyond those listed in Attachment A will be outside the scope of this Agreement and must be agreed upon, in writing, by the Provider and Collierville Schools prior to commencement of any such work.
9. Payment – The Provider shall invoice Collierville Schools monthly, with the first payment being due July 1, 2022. All payments shall be remitted within thirty (30) calendar days to Bartlett City Schools, Attention: Chief Financial Officer, 5705 Stage Road, Bartlett, TN 38134.
10. Term – The term of this Agreement shall commence on July 1, 2022 and shall end on June 30, 2023.
11. Termination for Cause – If, through any cause, any Party shall breach a material term of this Agreement by failing to fulfill in a timely and proper manner its obligations under this Agreement or by violating any of the covenants, agreements, or stipulations of this Agreement, the non-breaching Party may terminate this Agreement. The non-breaching Party shall provide the breaching Party with written notice specifying the nature of the breach, and the breaching Party shall have thirty (30) days in which to cure the breach. Should the breaching Party fail to cure the breach, the non-breaching Party shall provide written notice of such failure to cure and such Agreement shall terminate as to that Party no earlier than fourteen (14) days after such notice.
12. Access to Planning Services – The Parties acknowledge that Planning Services provided under this Agreement are equally available to all signatories hereto. The Provider agrees that Planning Personnel employed in furtherance of this Agreement shall use best efforts at all times to provide equal access to the Services.

13. Force Majeure – If performance of this Agreement or any obligation under this Agreement is prevented, restricted, or interfered with by causes beyond any Party’s reasonable control (“Force Majeure”), and if the Party unable to carry out its obligations gives the other Party prompt written notice of such event, then the obligations of the Party invoking this provision shall be suspended to the extent necessary by such event. The term Force Majeure shall include, without limitation, acts of God, fire, explosion, vandalism, storm or other similar occurrence, orders or acts of military or civil authority, or by national emergencies, insurrections, riots, or wars, or strikes, lock-outs, work stoppages. The excused Party shall use reasonable efforts under the circumstances to avoid or remove such causes of non-performance and shall proceed to perform with reasonable dispatch whenever such causes are removed or ceased. An act or omission shall be deemed within the reasonable control of a Party if committed, omitted, or caused by such Party, or its employees, officers, agents, or affiliates.
14. Liability – Both Parties to this Agreement shall be solely responsible for their own actions and the actions of their employees and agents conducted pursuant to this Agreement. The Provider shall offer the Services to Collierville Schools in an advisory role, and all decision-making authority remains entirely vested in Collierville Schools. Collierville Schools confer no agency or authority, either express or implied, on the Provider for which any third party may rely. To the extent permitted by Tennessee law, Collierville Schools shall hold harmless the Provider, and its members, directors, agents and employees, including Provider’s Planning Personnel, from any and all liabilities arising out of the rendition of services hereunder unless such liabilities arise from the willful and intentional acts of Provider or its members, directors, agents and employees.
15. Governing Law – This Agreement shall be exclusively governed by the laws of the State of Tennessee.
16. Notice – All notices required under this Agreement shall not be effective unless in writing and sent by certified mail to the following:
 - a) Notices to Bartlett City Board of Education shall be sent to:

Attn: Superintendent’s Office
Bartlett City Schools
5705 Stage Rd.
Bartlett, TN 38134
 - b) Notices to Collierville Schools Board of Education shall be sent to:

Attn: Superintendent’s Office
Collierville Schools
145 West Poplar Avenue
Collierville, TN 38017

17. Entire Agreement – This Agreement and any attachments included herewith at the time of execution of this Agreement contain the entire agreement between the Parties as to the subject matter herein, and no statements, promises, or inducements made by any party or agent of any party that is not contained in this written Agreement shall be valid or binding.
18. Modifications in Writing – This Agreement may not be amended, enlarged, modified or altered except in writing and signed by all affected Parties.
19. Assignment – The rights and obligations of this Agreement are not assignable.
20. No Consent to Breach – No consent or waiver, express or implied, by any Party to this Agreement to or of any breach or default by any other Party to this Agreement in the performance of such other Party’s obligations hereunder shall be deemed or construed to be a consent or waiver to or of any other breach or default of the same or any other obligations hereunder. Failure on the part of either Party to complain of any act or failure to act of the other Party to this Agreement, or to declare such Party in default, irrespective of how long such failure continues, shall not constitute a waiver by the non-defaulting party of its rights hereunder.
21. Severability – If any provision of this Agreement is held to be invalid, unlawful, or unenforceable under present or future laws, such provision shall be fully severable, and this Agreement shall be construed and enforced as if such invalid, unlawful, or unenforceable provision had not been a part hereof. The remaining provisions of this Agreement shall remain in full force and effect and shall not be affected by such invalid, unlawful, or unenforceable provision or by its severance therefrom.
22. Headings – The headings in this Agreement are for convenience and reference and are not intended to define or limit the scope of any provision of this Agreement.
23. Counterparts - This Agreement may be signed in multiple counterparts, each of which shall be an original, and shall be binding on the Parties hereto and their servants and assigns.
24. Effective Date – This Agreement shall not be binding upon the Parties until it has been properly approved by the Boards of Education of the respective parties and has been signed by the authorized representatives of the Parties. When it has been so approved and signed, this Agreement shall be effective as of July 1, 2022.

THE REMAINDER OF THIS PAGE IS INTENTIONALLY BLANK

IN WITNESS WHEREOF, the Parties have executed this Agreement by their duly authorized representatives on the date and year hereof.

Collierville Board of Education

Bartlett City Board of Education

Wright Cox, Chairman




D. Bryan Woodruff, Chairman

Date: _____

Date: 5-26-22

Dr. Gary Lilly, Superintendent



Dr. David A. Stephens, Superintendent

Date: _____

Date: 5-26-22

ATTACHMENT A – SCOPE OF PLANNING SERVICES

“Planning Services” pursuant to this Agreement shall include the following:

1. Assist and advise Collierville Schools with regard to all matters relating to compliance with educational objectives, policies, and procedures of the Tennessee Department of Education and state and federal regulations;
2. Prepare, maintain, and regularly update Collierville Schools’ annual CIP, subject to approval of Collierville Schools;
3. Design and conduct research to identify enrollment and growth patterns;
4. Maintain official street index for planning programs; and
5. Coordinate planning services with local government personnel and agencies as appropriate.



Differentiated Pay Budget (Additional Roles/Responsibilities) 2022-2023

Teacher Leader Role	Subject/Grade Band	Total # of Teachers	Stipend Amount	Total Amount
Instructional Coach	3-6 per school (Based on student population)	32	\$1,500	\$48,000
Gifted Lead	1 district-wide	1	\$1,500	\$1,500
STEM Leads	2 district-wide	2	\$1,500	\$3,000
Library Lead	1 district-wide	1	\$2,000	\$2,000
CKLA Implementation Lead	3 district-wide per K-5 grade band	Eligible teachers serving in 18	\$1,000	\$18,000
Fine Arts Lead	1 district-wide	1	\$1,500	\$1,500
Teacher Leaders	TBD	Teacher Leader roles during the 2022-2023 school year through additional roles/responsibilities outlined by Collierville Schools	Stipends will be paid based on support/services provided during the 2022-2023 school year.	\$35,500
Extended Contracts	20 Units	Approx. 20-40	1,000 per unit	\$20,000
School Support Team Release		Release Days	Sub Amount	Amount
Instructional Coach	32 district-wide	1.5) school-based support (48 total days)	\$103	\$4,944
Breakdown				
Differentiated Pay (Salary):		\$109,500		
Extended Contracts:		\$20,000		
Subs:		\$4,944		
TOTAL =		\$134,444		



COLLIERVILLE SCHOOLS

SCHOLARSHIP · INTEGRITY · SERVICE

Proposed Clubs for Board Approval FY23

- 1. Invent2Prevent:**
 - a. For students to create and activate their own peer-developed initiative to prevent targeted violence and help create a safer school and community in partnership with the US Department of Homeland Security I2P program. CHS
 - b. Sponsor: Makenzie Perkins
- 2. CHS Birding Club:**
 - a. Encourages its members to develop birdwatching skills, an understanding of the importance of birds, and an appreciation for natural areas around the school, members participate in citizen science projects to work to encourage others to respect and enjoy birdlife. CHS
 - b. Sponsor: Beth Hines
- 3. S.A.F.E.R. Collierville:**
 - a. Students will learn personal safety and security skills, how to defuse interpersonal conflicts, and threat de-escalation. Students will also learn how to respond to likely real world emergencies such as medical emergencies and accidents. Students will learn how to effectively prepare for emergencies both at home and in public. CHS
 - b. Sponsor: Joseph White
- 4. Peakfictiononly:**
 - a. Members will gain invaluable knowledge about visual and mixed media by being introduced to new and different forms of media (poetry, art, music, literature, cinema, painting) and to learn to receive the beauty in these various forms. Meetings will present a new form of media, discussion of the media, interactive lectures by professionals involved in creation of the media, interpretation of the media and assessment of differing perspectives of the presented media. CHS
 - b. Sponsor: Jinger Griner
- 5. Pre-Med Club:**
 - a. To provide members with information about starting a career in the medical field, help them learn about possible careers in medicine and help them understand medical issues and topics through discussions and presentations. CHS
 - b. Sponsor: Clare Bowman
- 6. Jazz Club:**
 - a. To provide a setting for learning about, listening to, discussing, and playing the many styles of jazz music. Group will organize one showcase performance per semester and bring in guest speakers in the Memphis Jazz scene. CHS
 - b. Sponsor: Carissa Burgess
- 7. Collierville Swifties Club:**
 - a. Student bonding and sharing common fanbase for Taylor Swift. Meetings will entail discussing favorite album tracks, compilations of tracks and discussions of performances. CHS

145 West Poplar Avenue • Collierville, Tennessee 38017 • (901) 861-7000 • Fax: (901) 861-1447

Collierville Schools offers educational and employment opportunities without regard to race, color, creed, national origin, religion, sex, age or disability and adheres to the provisions of the Family Rights and Privacy Act (FERPA).



COLLIERVILLE SCHOOLS

SCHOLARSHIP · INTEGRITY · SERVICE

-
- b. Sponsor: Matthew Morrison
- 8. Prom Committee:**
- a. Does all that is necessary in putting on the Junior/Senior Prom. This includes fund-raising, advertising, planning and selecting the prom location. Student work will be through sub-committees, offering suggestions and expertise in making Prom a safe and enjoyable time for all who attend. CHS
 - b. Sponsor: Meagan Spangler
- 9. Asian American Pacific Islander Alliance Club:**
- a. Purpose to serve as a union of cultures to connect people of various backgrounds to allow traditions and cultures to be celebrated, heritage to be expressed and to allow others to experience and understand the AAPI culture and promote inclusion and diversity. CHS
 - b. Sponsor: Katyusha Pehlivanova
- 10. Blessed to be a Blessing:**
- a. To assist the IMANI Foundation to provide birthday parties for children in foster care. CHS
 - b. Sponsor: Moya Jones
- 11. Linguistics Olympiad Club:**
- a. To prepare for the Linguistics Competition held at Middle Tennessee State University each year. CHS
 - b. Sponsor: Dean Furlong
- 12. Collierville SciMath Tutoring Club:**
- a. Assist teachers by providing extra support in the form of review sessions and tutoring sessions in various Science and Math courses. CHS
 - b. Sponsor: Larissa McCoy
- 13. CHS AutoCAD Club:**
- a. To build and refine members AutoCAD skills as directly approved by the school principal and the school board of Collierville Schools. CHS
 - b. Sponsor: Lindsay Talarico
- 14. CHS Culinary Club:**
- a. To teach students basic food preparation and the science behind good food with a focus on basic dishes that are cost effective in preparation for college. Meal planning and budgeting will also be discussed as well as a minimization of food waste and kitchen safety. CHS
 - b. Sponsor: Dr. Stephen Guffey
- 15. Project 7 Club:**
- a. To establish a student-led, apostolic bible club where students can learn more about God and His Word, as well as participate in a spiritually inspired, relationship-oriented and community service club in their school. CHS
 - b. Sponsor: Addison Camp



COLLIERVILLE SCHOOLS

SCHOLARSHIP · INTEGRITY · SERVICE

16. Latin American Association:

- a. To promote awareness and appreciation of the multiple Hispanic cultures represented in the school. CHS
- b. Sponsor: Elvira Romero Leal

17. CHS Aviation Club:

- a. Exposure to a wide variety of aviation related skills, careers and will work in parallel to support the aviation classes. CHS
- b. Sponsor: Myles Beaupre, TBD.

18. ENgin Club:

- a. Help a generation of Ukranian youth improve their spoken English and intercultural skills, equipping them to access academic and professional opportunities. CHS
- b. Sponsor: Michelle Cox

19. CMS Sunshine Club:

- a. To spread kindness and positivity within the school and the community through outreach, expressions of gratitude, and encouraging self-care. CMS
- b. Sponsors: Lauren Wingate, Jennifer Quigley

20. Tara Oaks Best Buddies Club:

- a. To foster social opportunities and cultivate friendships, inclusion and leadership for people with and without disabilities throughout school and into adulthood. TOES
- b. Sponsor: Melanie Leet

21. Tara Oaks Math Club:

- a. Using the digital tools available to reinforce basic math skills necessary for success in 5th grade math. TOES
- b. Sponsors: Darlene Rayburn, Noelle Bullough

22. Crochet Club:

- a. To collaborate and build community spirit by learning and improving student skills in the art of crochet. WCMS
- b. Sponsor: Meagan Scales

23. Outdoors Club:

- a. Strengthening leadership skills, character, and confidence and contributing to the school community through campus beautification projects. WCMS
- b. Sponsors: Jennifer Tinker, Connie Whittaker

24. Wild Wild West Club:

- a. To promote school and community spirit by attending various athletic and extra-curricular events as a group and cheering for participating peers. WCMS
- b. Sponsors: Jessie Hanks, Sara O'Connor

25. Journalism/Newspaper Club:

- a. To explore careers in journalism and news reporting, write articles that inform about current events, and publish a digital school newspaper. WCMS

145 West Poplar Avenue • Collierville, Tennessee 38017 • (901) 861-7000 • Fax: (901) 861-1447

Collierville Schools offers educational and employment opportunities without regard to race, color, creed, national origin, religion, sex, age or disability and adheres to the provisions of the Family Rights and Privacy Act (FERPA).



COLLIERVILLE SCHOOLS

SCHOLARSHIP · INTEGRITY · SERVICE

b. Sponsor: Kevin Kuhl

26. Using Exercise as a Tool for Mental Wellness Club:

a. To use exercise (including stretching, physical activity, breathing techniques, mindfulness, rhythm and dance) to improve mental wellness and improve social and emotional awareness.

WCMS

b. Sponsor: Joanne Webber

27. Creative Writing Club:

a. To allow students to share, revise, and receive feedback on creative writing projects in a safe and supportive environment with peers who share a common interest in writing. WCMS

b. Sponsor: Monica Bone

28. AgriSTEM Club:

a. To develop a deeper understanding of agriculture and its many related aspects. WCMS

b. Sponsor: Carmen Kelsey

Collierville Schools Board of Education

Monitoring: Review: Annually, in December	Descriptor Term: Responsible Use Grades PreK - 5	Descriptor Code: 6.3121	Issued Date: 12/08/20
		Rescinds: 06/28/22	Issued: 03/21/17

1 Filtered Internet access is available for all students only as an educational resource.

- 2
- I will not go to websites that are inappropriate for learning.
 - I will inform a teacher immediately if any inappropriate sites are accessed while I am online.
 - I will not attempt to bypass the Internet filter to access a blocked website.
 - I will not remotely access computers outside the system's network.
 - While in Kindergarten – Second grade, I will only go to websites the teacher provides for me.
 - While in grades Third – Fifth, I will be able to search independently with the supervision of a teacher.
- 8

9 The devices (computer, and iPad), software, and network are available for all students only as an
10 educational resource.

- 11
- I will treat all devices and hardware with respect and not cause damage to them.
 - I will not share my username and password with anyone nor will I use another student's username and password (for any technology resource).
 - I will not share my device, charger, or other school-issued equipment with others.
 - I will not access, alter, or delete another person's information/files on any device.
 - I will follow copyright law in my projects and give credit to my resources (authors and/or websites).
 - I understand that teachers and administrators may monitor all student activities on the network and devices.
 - I may be assigned individual email and network accounts and must use only those accounts on district devices. All account activity should be for educational use only.
 - I will not use the device to illegally distribute, install, or reproduce copyrighted materials.
 - I will not use my device to facilitate any illegal activity or use it for commercial or for-profit use.
 - I will not use the network to attempt to gain unauthorized or unlawful access to other devices, systems, or accounts.
 - I will not utilize school district or individual school names, logos, or trademarks without permission.
 - I understand that students are responsible for storing and backing up their own data.
- 29

30 School-issued devices are set-up, and the software programs are selected for all students only as an
31 educational resource.

- 1 • I will not download, install, or remove software/apps or media without permission and
- 2 direction from a teacher.
- 3 • I will not personalize the external appearance of my school-issued device/case.
- 4 • I will not change the district settings on my device.

5 **Good Digital Citizenship should be practiced on and off campus.**

- 6 • I will only use online communication (email, instant messaging, chat rooms, blogs, wikis, etc.)
- 7 for educational purposes on school devices.
- 8 • I understand that all school-issued email communications are stored and may be accessed and
- 9 examined by teachers and administrators at any time.
- 10 • There is no expectation of privacy for the device or email.
- 11 • I will always use proper and appropriate language and my best writing skills (including
- 12 adhering to copyright policies.)
- 13 • I will never give personal information (my name, address, telephone number, etc.) to someone
- 14 online.
- 15 • I will never use online communication to harass or bully anyone.
- 16 • I will not engage in creating, intentionally viewing, accessing, downloading, storing, printing,
- 17 or transmitting content that is inappropriate or considered harmful to minors.
- 18 • I understand that I should not share or post pictures or recordings of other individuals without
- 19 their consent (or parental consent for minors).
- 20 • I will not use technology to transmit material likely to be offensive or objectionable to
- 21 recipients.

22 **If I don't follow the Responsible Use Policy (RUP):**

- 23 • I may lose the privilege of using computers, iPads, and/or the Internet at school.
- 24 • *I understand that I may be held financially accountable for any deliberate or negligent damage*
- 25 *to equipment.*
- 26 • I understand that the administration will determine disciplinary and/or financial consequences
- 27 for Responsible Use Policy (RUP) violations.
- 28 • I understand that certain willful misuse may result in criminal prosecution under applicable
- 29 state and federal law.

30 **Digital Resource Guide:**

31 Additional information, details, and examples regarding the RUP and Collierville Schools technology
32 resources and guidelines are found in the Digital Resource Guide. Parents and students are responsible
33 for the content of the Digital Resource Guide in addition to the RUP. Families may request a hard copy
34 of the Guide at any time.

1 RUP AND WEB APPLICATIONS GUIDE SIGNATURE PAGE

2 Legal ownership of the device belongs to Collierville Schools (CS). The student's right to use and
3 possess the device is terminated upon withdrawal from Collierville Schools. The failure to timely return
4 the property and the continued use of it for non-school purposes without the school system's consent
5 will be considered unlawful appropriation or theft of the school system's property.

6 Loss or theft of the device must be reported to the CS District immediately. In the event CS has to resort
7 to legal action to recover an electronic device, the undersigned parent or guardian agrees to pay the
8 reasonable attorney's fees and costs of CS incurred in such effort.

9 As the parent/guardian, my signature indicates I agree to abide by the conditions listed in the CS
10 Responsible Use Policy (RUP) as well as the content provided in the Resource Guide. Failure to honor
11 the terms of this Policy may result in the denial of Internet and other electronic media accessibility.
12 Furthermore, the student may be subject to disciplinary action, and, if applicable, the device may be
13 recalled. I give my permission for my child to have access to the described electronic resources and have
14 access to the Internet, including an email account.

15 I understand that some objectionable materials may be accessed even with District content filtering in
16 place. I understand that individuals and families may be held liable for violations. I will accept
17 responsibility for guidance of internet use by setting and conveying standards for my son/daughter to
18 follow when exploring on-line information and media on an independent basis. Collierville Schools
19 cannot be responsible for ideas and concepts that my child may gain by his or her inappropriate use of
20 the Internet.

21 I understand and accept the conditions stated and agree to release, indemnify, and hold harmless,
22 Collierville, Collierville Board of Education, and/or their employees or agents from any and all claims
23 and liability associated with or arising from the above student's independent use and/or access to the
24 Internet.

25 Parent/Guardian Name (please print): _____ Date: _____

26 Parent/Guardian Signature: _____

27 As the student, my signature indicates that I have received, read, and agree to follow the CS Responsible
28 Use Policy and have been made aware of and intend to follow the full Resource Guide. I agree to the
29 terms and conditions outlined and in return will have conditional access to the described electronic
30 resources, including an email account.

31 Student Name (please print): _____ Date: _____

32 Student Signature: _____

33 MEDIA RELEASE PERMISSION

34 In compliance with the federal Family Educational Rights and Privacy Act (FERPA,

1 <http://www.ed.gov/policy/gen/guid/fpco/ferpa/index.html>), Collierville Schools notifies parents
2 annually about release of student information (Parent/Student Handbooks, District Website, and/or this
3 RUP). The following applies to release of information to the media or other publicly available
4 information sources:

- 5 1. GENERAL MEDIA RELEASE: The school or district may feature my child's likeness
6 (photograph, video, etc.) and/or work on Collierville Schools' online resources, in publications,
7 or other public media. No last names or other personal demographic information will appear with
8 any student likeness or work except as set forth below.
9
- 10 2. EXCEPTION for HONORS and AWARDS: For the purpose of publicly recognizing students
11 for honor and awards, the school district will assume implied consent to release student
12 information (including first and last name) unless a parent or guardian notifies Collierville
13 Schools within ten (10) calendar days after the first day of school (or the first day of enrollment).
14 Student information related to honors and awards may appear in broadcast, print or digital media,
15 in both district and non-district information sources.
16
- 17 3. PARENTAL APPROVAL for UNIQUE SITUATIONS: Should the school or school district
18 wish to use a student's name, image, or work for purposes other than as noted above, school
19 officials will seek parental approval in advance.

20 Your signature below signifies agreement with the administrative procedures outlined above.

21 Parent Signature: _____ Date: _____



2022 – 2023 TUITION RATES

Tuition rates for non-resident students, computed in accordance with Collierville Schools Board of Education Policy 6.204, for the 2022-2023 school year are as follows:

Location of official, verifiable residence	Children of non-employees or part-time employees of Collierville Schools	Children of full-time employees of Collierville Schools
In Shelby County, but outside of Collierville boundaries	\$400.00	\$0.00
In Tennessee, but outside of Shelby County, established as of 5/25/2021	\$4,000.00	\$0.00
In Tennessee, but outside of Shelby County, established (or hire date) after 5/25/2021	\$4,000.00	\$500.00 (12.5% of actual cost)
Outside of Tennessee, established as of 5/25/2021	N/A	\$0.00
Outside of Tennessee, established (or hire date) after 5/25/2021	N/A	\$4,500.00 (50% of actual cost)

There is a tuition cap of \$1,000.00, regardless of the number of enrolled children, for any family residing in Shelby County.

There is a tuition cap of \$1,000.00, regardless of the number of enrolled children, for full-time employees who reside in Tennessee, but outside of Shelby County.

2022 – 2023 SUMMARY OF FEE CHANGES

Elementary Schools

- None

Middle Schools

- STEM (elective course) - \$25 (new)
- 7th/8th Orchestra (elective courses) - \$25 increase
- Cross Country - \$25 increase
- Track - \$25 increase
- Non-Competitive Basketball Cheer - \$100 increase

High School

- Medical Therapeutics Lab - \$20 (new)
- Teaching as a Profession Practicum - \$5 (new)
- Parking - \$10 increase
- Band Instrument Rental - \$25 increase
- Art - \$25 increase

MEMORANDUM

TO: Collierville Schools Board of Education

FROM: Gary Lilly, Director of Schools *Gary Lilly*

RE: 2022-2023 Elementary School Fees Request
And Device Fee for all Students

DATE: June 21, 2022

We request approval of a **\$25.00 Elementary Student Fee** for the 2022-2023 school year.

Instructional materials and supplies purchased with this fee are to be consumable supplies used directly by students. These materials and supplies will supplement the district's provided curriculum.

Additionally, we request approval of a **\$50.00 Device Fee** for all students for the 2022-23 school year, plus \$25 for each additional sibling, with a cap of \$100 per family. This fee is required for students to carry their district-issued iPads home. This annual, non-refundable fee helps to offset the cost of hardware, software, certain repairs, networks, infrastructure, security, filtering, tech support, certain digital resources and more. The fee covers the device only. Damages to cases, charging cords, bricks or loss of these items will be the responsibility of the parent/student to replace.

Staff recommends approval.



**COLLIERVILLE SCHOOLS
HIGH SCHOOL FEES
2022-2023**

Fees may only be charged for the items listed and may not exceed the approved amount.

Basic Fees: These fees are required from all students who participate.

Activity	Amount	Provides
AP Exam Fee (per course)	\$ 95.00	
Device Fee	\$ 50.00 + \$ 25.00 for each additional sibling. Maximum \$100 per family.	Provides an annual, non-refundable Device Fee to help offset the cost of hardware, software, certain repairs, networks, infrastructure, security, filtering, tech support, certain digital resources and more. Please note: The device fee covers the device only. Damages to cases, charging cords, brick or loss of these items will be the responsibility of the parent/student to replace.
Graduation Ceremony	\$ 125.00	Cap, gown, diploma, rental, security, etc.
Parking	\$ 35.00	Annual Parking Pass
PSAT Exam Fee	\$ 20.00	
Transcript Request	\$ 3.00	

Course Fees: These fees are requested from students enrolled in these specific courses.

Activity	Amount	Provides
Dual Enrollment Fees	Varies	Fee charged per dual enrollment class pending U of M guidelines (per semester)
Physical Education	\$ 30.00	PE uniform (options available)
Related Arts		
Art	\$ 100.00	Art Supplies (Pens, Paper, Watercolors, etc.) annual
Graphic Media	\$ 25.00	Paper, etc. (annual)
Varsity Band Fee (Concert, Jazz, Marching)	\$ 100.00	Band and Color Guard Uniforms, Flags & Props, Trailer Maintenance, Transportation, Music, Drill, Guest Instrumental Specialist, Part-Time Instructors, Competition Fees, Instrument Repair, Instrument Maintenance, Instrument Replacement
Varsity Band (School-Owned Instrument Rental)	\$ 75.00	Money will be used to maintain instruments due to expected wear and tear.
Indoor Color Guard, Indoor Marching Winds, Indoor Percussion	\$ 100.00	Performance fees; show design; music, costumes, and props.

Orchestra	\$ 100.00	Transportation, Music, Guest Instrumental Specialist, Part-time Instructors, Competition Fees, Instrument Repair, Instrument Maintenance, Instrument Replacement, Substitutes for Orchestra field trips
Orchestra (School-Owned Instrument Rental)	\$ 50.00 / \$ 75.00	Orchestra instrumental rental fees are \$50 for one school owned instrument/\$75 for two school owned instruments. Money will be used to maintain instruments due to expected wear and tear.
Chorus Fee	\$ 100.00	Printed Music, Rehearsal Folder, Choral Festival Fees, Bus Fee, All Southwest Audition Fee, Choir T-Shirt
Chorus Fee	\$ 65.00	One Time Dress/Outfit Fee
Foreign Languages		
AP Foreign Languages	\$ 70.00	Class supplies, materials
Non-AP Foreign Languages	\$ 50.00	Class supplies, materials, and national exam
Core Academic Department		
Science (per course)	\$ 10.00	Supplies for class projects
Math (per course)	\$ 10.00	Supplies for class projects
AP Social Studies (per course)	\$ 35.00	Workbook, novels, and/or review guide
CTE		
Agriculture	\$ 30.00	Class supplies
Nutrition	\$ 10.00	Supplies for class and lab
Teaching as a Profession (I, II, Practicum)	\$ 5.00 each	Projects/class supplies
STEM	\$ 25.00	Projects/class supplies
CNA	\$ 50.00	Certification costs, supply replacements, consumables
Health Science	\$ 20.00	Lab supplies
Diagnostic Medicine	\$ 15.00	Lab supplies
Medical Therapeutics	\$ 20.00	Lab supplies
Dual Pharmacy I and II	\$ 15.00	Lab supplies
Automotive	\$ 35.00	Class supplies, lab fees

Athletic and Activity Fees with School Support Organizations: \$100 fee required from students who choose to participate in an optional activity. These are the basic needs for participation. Additional funds may be requested through fund-raising efforts and membership dues with the school support organization.

Activity	Amount	Provides
Athletics and Extracurricular Activities w/School Support Organization	\$ 100.00	Uniform, Equipment, Registration and Related Expenses

Athletic and Activity Fees without School Support Organization: These fees are required from students who choose to participate in an optional activity.

Activity	Amount	Provides
Bowling	\$ 150.00	Uniforms, lane rentals, event entry fees, end of year awards
Mountain Biking	\$ 350.00	Clothing, uniforms, coaching, travel, etc.
Non-competitive Cheer (New members)	\$ 680.00	Uniforms, coaching
Non-competitive Cheer (Returning)	\$ 40.00	*Returning members are responsible for replacement items



Dr. Gary Lilly, *Director of Schools*

145 West Poplar Avenue | Collierville, TN 38017-2625 | Phone: 901.861.7000 | Fax: 901.861.1447
website: www.colliervilleschools.org

June 29, 2022

Dear Families of Collierville Schools Students,

Student fees for certain supplies needed for instruction in our schools have been approved by the Collierville Schools Board of Education. This funding helps our schools provide items that are necessary to give your students the best learning experience. The fee list is posted on both the district website as well as the website of each individual school.

While the instructional fees have been approved by our Board of Education, you do need to know that the Tennessee Law regarding school fees states:

“School systems may request but not require payment of school fees. No fees may be required of any student... as a condition to attending the public school or using its equipment while receiving educational training.”

Fees for extracurricular activities are in a different category from school fees and are required for participation. We have also posted those on the fee list for your access. Any questions about fees may be asked of the administration at each school.

Collierville Schools sincerely appreciates the additional monetary support from our families. Our goal is to make each student’s learning experience the best it can be, and we hope that you will realize the benefit in partnering with our schools with this request.

Sincerely,

Gary Lilly, Ed.D.
Director of Schools



**COLLIERVILLE SCHOOLS
MIDDLE SCHOOL FEES
2022-2023**

**Fees may only be charged for the items listed and may not exceed the approved amount.
Please check with each middle school for their fee schedule.**

Device Fee: This fee is required from all students enrolled.

Device Fee	\$ 50.00 + \$ 25.00 for each additional sibling. Maximum \$100 per family.	Provides an annual, non-refundable Device Fee to help offset the cost of hardware, software, certain repairs, networks, infrastructure, security, filtering, tech support, certain digital resources and more. Please note: The device fee covers the device only. Damages to cases, charging cords, brick or loss of these items will be the responsibility of the parent/student to replace.
------------	---	---

Basic Fees: These fees are requested from all students enrolled. The activities listed represent most of the areas for which fees have been charged in the past. Fees are not collected in each middle school for each activity.

Activity	Amount	Provides
Instructional materials	\$ 25	Workbooks, periodicals; lab supplies; supplies for specific classes such as art, music, etc. (max per class)
Physical Education	\$ 25	PE uniform (optional)

Course Fees: These fees are requested from students enrolled in these specific courses.

Activity	Amount	Provides
Band There is a one-time uniform cost of \$80.	\$ 125	Contest transportation; entry fees and other competition supplies; membership fees, and other required competition expenses
Choir	\$ 25	Supplies, membership fees
STEM	\$ 25	Class supplies, lab fees
Orchestra There is a one-time uniform cost of \$80.	\$ 100 (Grade 6) \$ 125 (Grades 7-8)	Contest transportation; entry fees and other competition supplies; membership fees, and other required competition expenses

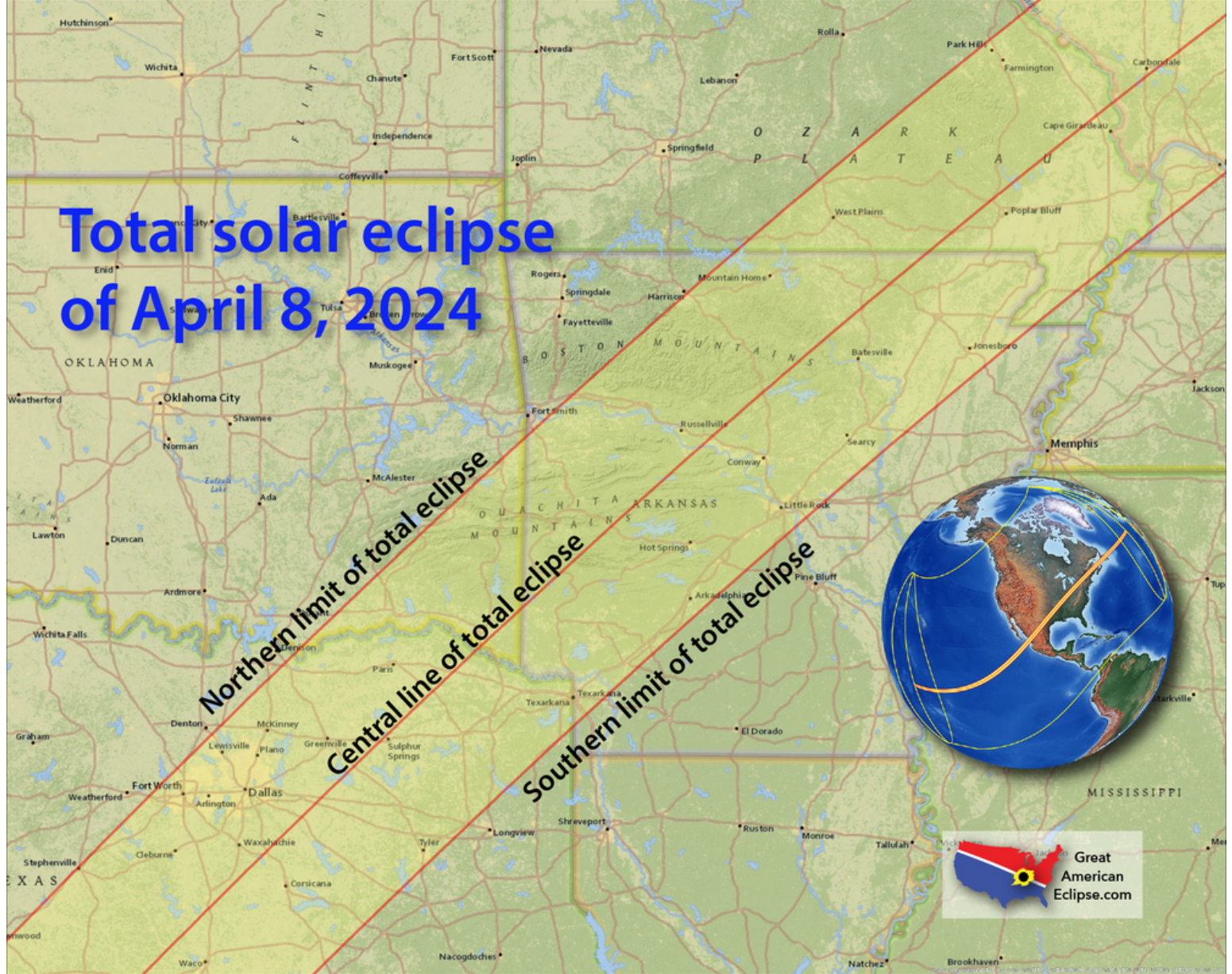
Athletic and Activity Fees with School Support Organization: \$100 fee **required** from students who choose to participate in an optional activity. These are the basic needs for participation. Additional funds may be requested through fund-raising efforts and membership dues with the school support organization.

Activity	Amount	Provides
Athletics and Extracurricular Activities w/ School Support Organization	\$ 100	Uniform, Equipment, and Game Schedule

Athletic and Activity Fees without School Support Organization: These fees are **required** from students who choose to participate in an optional activity and may not exceed the amounts listed.

Activity	Amount	Provides
Baseball	\$ 300	Uniforms, practice equipment, game balls; safety equipment; officials; tournament entry fees; end of year awards, coaching stipends, field maintenance
Boys/Girls Basketball	\$ 400	Uniforms, practice equipment, game balls, safety equipment, officials; tournament entry fees; coaching stipends; end of year awards
Chorus Honor Choir There is a one-time uniform cost of \$80.	\$ 50	Contest transportation; entry fees and other competition supplies; membership fees, and other required competition expenses; subs
Cross Country	\$ 225	Uniforms, practice equipment, event entry fees; coaching stipends; end of year awards
Golf	\$ 300	Uniforms; practice equipment; game balls, safety equipment; officials; tournament entry fees; coaching stipends; end of year awards
Non-competitive Cheer/Dance/Pom	\$ 800	Uniforms; coaching; awards
Robotics	\$ 200	Materials, registration and travel related expenses for competition
Soccer	\$ 300	Uniforms; practice equipment; game balls, safety equipment; officials; tournament entry fees; end of year awards, coaching stipends, field maintenance
Softball	\$ 300	Uniforms; practice equipment; game balls, safety equipment; officials; tournament entry fees; end of year awards, coaching stipends, field maintenance
Track	\$ 225	Uniforms; practice equipment; game balls, safety equipment; officials; tournament entry fees; coaching stipends; end of year awards
Volleyball	\$ 300	Uniforms; practice equipment; game balls, safety equipment; officials; tournament entry fees; coaching stipends; end of year awards

Total solar eclipse of April 8, 2024





2023 – 2024 CALENDAR COMMITTEE MEMBERS

School Representatives

- Eugenia Bernard, Collierville Elementary Library Media Specialist
- Martha Carol Carpenter, Crosswind Elementary Academic Interventionist
- Stancy Curtis, Collierville Virtual Academy Teacher
- Susan Green, Bailey Station Elementary Academic Interventionist
- Amy Guess, Collierville Middle Teacher
- Christa Lasley, West Collierville Middle Teacher
- Steve Reeder, Collierville High Teacher
- Karsyn Sewell, Schilling Farms Elementary Professional School Counselor
- Mary Skolnik, Sycamore Elementary Teacher
- Tracie Stage, Tara Oaks Elementary Teacher

District Representatives

- Cecelia Booker, Chief of Human Resources
- Caritta Buntyn, Educational Assistant
- Jeff Jones, Assistant Superintendent
- Cindy Newman, Administrative Assistant to the Chief Financial Officer
- Shelly O'Daniel, Curriculum Supervisor
- Marsha Price, Payroll Specialist
- Emily Russell, Instructional Technology Supervisor

2023-2024

COLLIERVILLE SCHOOLS

	S	M	T	W	T	F	S	S	M	T	W	T	F	S	S	M	T	W	T	F	S	S	M	T	W	T	F	S	S						
Jul 23	2	3	4	5	6	7	8	9	10	11	12	13	14	15	16	17	18	19	20	21	22	23	24	25	26	27	28	29	30	31					
Aug 23			1	2	3	4	5	6	7	8	9	10	11	12	13	14	15	16	17	18	19	20	21	22	23	24	25	26	27	28	29	30	31		
Sep 23					1	2	3	4	5	6	7	8	9	10	11	12	13	14	15	16	17	18	19	20	21	22	23	24	25	26	27	28	29	30	
Oct 23	1	2	3	4	5	6	7	8	9	10	11	12	13	14	15	16	17	18	19	20	21	22	23	24	25	26	27	28	29	30	31				
Nov 23				1	2	3	4	5	6	7	8	9	10	11	12	13	14	15	16	17	18	19	20	21	22	23	24	25	26	27	28	29	30		
Dec 23					1	2	3	4	5	6	7	8	9	10	11	12	13	14	15	16	17	18	19	20	21	22	23	24	25	26	27	28	29	30	31
Jan 24		1	2	3	4	5	6	7	8	9	10	11	12	13	14	15	16	17	18	19	20	21	22	23	24	25	26	27	28	29	30	31			
Feb 24					1	2	3	4	5	6	7	8	9	10	11	12	13	14	15	16	17	18	19	20	21	22	23	24	25	26	27	28	29		
Mar 24					1	2	3	4	5	6	7	8	9	10	11	12	13	14	15	16	17	18	19	20	21	22	23	24	25	26	27	28	29	30	31
Apr 24		1	2	3	4	5	6	7	8	9	10	11	12	13	14	15	16	17	18	19	20	21	22	23	24	25	26	27	28	29	30				
May 24				1	2	3	4	5	6	7	8	9	10	11	12	13	14	15	16	17	18	19	20	21	22	23	24	25	26	27	28	29	30	31	
Jun 24						1	2	3	4	5	6	7	8	9	10	11	12	13	14	15	16	17	18	19	20	21	22	23	24	25	26	27	28	29	30

Jul 27-28: New Teacher Orientation	Jul 31-Aug 09: Teacher Work Days	Sep 04: Labor Day	Oct 09-13: Fall Break
November 20-22: FLEX PD Days	Nov 23-24: Thanksgiving Break	Dec 22: End of Semester (½ Day)	Dec 25-Jan 05: Winter Break
Jan 08: Teacher Work Day	Jan 15: Dr. M.L. King, Jr. Day	Feb 19: PD Day / Presidents Day	Mar 08: End of Quarter (½ Day)
Mar 18-22: Spring Break	Mar 29: Good Friday	Apr 01: PD Day	Apr 08: Solar Eclipse Day
May 24: End of Semester (½ Day)	May 27: Memorial Day	Student Attendance Days (175)	



2023-2024 Collierville Schools Instructional Calendar (PROPOSED)

Before School Begins

July 27 & 28, 2023	New Teacher Orientation
July 31, 2023	Administrative Day
August 1, 2023	Student Orientation Day
August 2-9, 2023	Teacher Inservice/Administrative Days

First Semester			86 Instructional Days	
Date	Day	Event	Students	Teachers
August 10	Thursday	1 st Quarter Begins / 1 st Day for Students	In	In
September 4	Monday	Labor Day	Out	Out
September 7	Thursday (3p-6p)	HS Parent/Teacher Conferences	N/A (after school)	In
September 14	Thursday (4p-7p)	MS Parent/Teacher Conferences	N/A (after school)	In
September 21	Thursday (4:15p-7:15p)	ES Parent/Teacher Conferences	N/A (after school)	In
October 6	Friday	1 st Quarter Ends	In	In
October 9 – 13	Monday - Friday	Fall Break	Out	Out
October 16	Monday	2 nd Quarter Begins	In	In
November 20 – 22	Monday – Wednesday	Professional Development Days	Out	FLEX
November 23 – 24	Thursday - Friday	Thanksgiving Break	Out	Out
December 22	Friday	2 nd Quarter Ends	In (1/2 Day)	In (Full Day)
December 25 – January 5	Monday - Friday	Winter Break	Out	Out
Second Semester			89 Instructional Days	
Date	Day	Event	Students	Teachers
January 8	Monday	Administrative Day	Out	In
January 9	Tuesday	3 rd Quarter Begins / 1 st Day for Students	In	In
January 15	Monday	Dr. M. L. King, Jr. Day	Out	Out
February 8	Thursday (3p-6p)	HS Parent/Teacher Conferences	N/A (after school)	In
February 15	Thursday (4p-7p)	MS Parent/Teacher Conferences	N/A (after school)	In
February 19	Monday	Professional Development Day	Out	In
February 22	Thursday (4:15p-7:15p)	ES Parent/Teacher Conferences	N/A (after school)	In
March 8	Friday	3 rd Quarter Ends	In (1/2 Day)	In (Full Day)
March 11	Monday	4 th Quarter Begins	In	In
March 18 – 22	Monday - Friday	Spring Break	Out	Out
March 29	Friday	Good Friday	Out	Out
April 1	Monday	Professional Development Day	Out	In
April 8	Monday	Solar Eclipse Day	Out	Out
May 24	Friday	4 th Quarter Ends	In (1/2 Day)	In (Full Day)

Instructional Days	Stockpile PD Days	Inservice Days	Admin Days	Conferences	Paid Teacher Vacation
Q1 = 41 Days	November 20 (1)	August 2 (1)	July 31 (1)	September (.5)	October 9-13 (5)
Q2 = 45 Days	November 21 (1)	August 3 (1)	August 1 (1)	February (.5)	March 18-22 (5)
Q3 = 42 Days	November 22 (1)	August 4 (1)	August 9 (1)		
Q4 = 47 Days	February 19 (1)	August 7 (1)	January 8 (1)		
=====	April 1 (1)	August 8 (1)			
175 Days	5 Days	5 Days	4 Days	1 Day	10 Days

Year-to-Year Calendar Comparison

EVENT	2022-2023	2023-2024
Teachers Return	July 27	July 31
Registration/Orientation/Verification	August 2	August 1
Classes Begin	August 8	August 10
Labor Day	September 5	September 4
Semester 1 Parent Conferences	September 8 (HS), 15 (MS), 22 (ES)	September 7 (HS), 14 (MS), 21 (ES)
Teacher PD Days / Students Out	September 26, November 8	N/A
End of 1 st Quarter	October 7	October 6
Fall Break	October 10 – 14	October 9 – 13
Thanksgiving Break	November 21 – 25	November 20 – 24
End of 1 st Semester	December 16	December 22
Winter Break (students)	December 19 – January 2	December 25 – January 8
Teachers Return / Students Out	January 2	January 8
Classes Begin	January 3	January 9
Dr. M. L. King, Jr. Day	January 16	January 15
Semester 2 Parent Conferences	February 9 (HS), 16 (MS), 23 (ES)	February 8 (HS), 15 (MS), 22 (ES)
Teacher PD Days / Students Out	February 20, April 10	February 19, April 1
End of 3 rd Quarter	March 10	March 8
Spring Break	March 13 – 17	March 18 – 22
Good Friday	April 7	March 29
Solar Eclipse Day	N/A	April 8
End of 4 th Quarter	May 24	May 24

2023 – 2024 Calendar Highlights

- Eleven weeks of summer vacation (2023) for students.
- Eight paid work days for teachers to prepare for day one.
- Two collaborative professional learning days (2/20/24, 4/1/24) for teachers.
- Eighteen hours of flexible professional learning for teachers between 5/25/23 and 3/31/24.
- Evening parent-teacher conferences scheduled twice yearly by level (HS, MS, ES).
- One full week of Fall Break for both students and teachers.
- One full week of Thanksgiving Break for both students and teachers.
- A minimum of two full weeks of Winter Break for both students and teachers.
- One full week of Spring Break for both students and teachers.
- One day (4/8/24) for both students and teachers to observe the total solar eclipse with their families.
- These extended weekend breaks:
 - ▶ Three days at Labor Day (for both students and teachers);
 - ▶ Three days at Dr. M. L. King, Jr. Day (for both students and teachers);
 - ▶ Three days at Presidents Day (for students); and
 - ▶ Three days (for teachers)/Four days (for students) at Easter.
- End of the school year before Memorial Day.
- Enough stockpiled minutes remaining for eight inclement weather days.



COLLIERVILLE
SCHOOLS

SCHOLARSHIP · INTEGRITY · SERVICE



ANNUAL UPDATE

CAPITAL IMPROVEMENT PLAN

TABLE OF CONTENTS

1	COLLIERVILLE CIP OVERVIEW
2	CAPITAL EXPENDITURES
3-4	COMPLETED PROJECTS
5	FACILITIES ASSESSMENT
6	HISTORICAL EXPENDITURES
7	HISTORICAL EXPENDITURES BY SCHOOL
8-9	5 YEAR BUDGET
10	COLLIERVILLE SCHOOL BOARD & ADMINISTRATION



CIP OVERVIEW

Collierville Schools maintain a portfolio of facilities that totals more than 1.6 million square feet on 328 acres. The Collierville Schools' Operations Division ensures that each of the district's nine school buildings, campuses, and its administrative complex operates at optimal levels to reduce costs while supporting the physical accommodations of students and staff. Since 2014, the school district has invested \$126 million towards capital improvements.

The Capital Improvement Plan (CIP) is updated annually to reflect changes in needs, priorities and funding opportunities. The CIP outlines a multi-year schedule of capital improvements, estimated costs and funding sources. Moreover, the plan summarizes current facility conditions, current capital expenditures and future capital improvement projects.



2 2021-2022 CAPITAL EXPENDITURES

BUILDING



\$6,497,878

MECHANICAL



\$1,072,486

SITE



\$484,127

FFE



\$122,500

TOTAL SPENDING

\$8,176,991

3 2021-2022 COMPLETED PROJECTS

SCHOOL	PROJECT	FUNDING SOURCE	ACTUAL COST
BAILEY STATION ES	Gym Acoustical Improvements*	ESSER 3.0	\$48,816.00
COLLIERVILLE ES	New Gymnasium (Estimated) Old Gym Abatement (Estimated)	Shelby County - Capital Funds General Fund	\$4,500,000.00 \$30,000.00
CROSSWIND ES	Kitchen Walk-in Freezer/Cooler Replacement Emergency Generator Replacement Gym Acoustical Improvements*	General Fund General Fund ESSER 3.0	\$46,000.00 \$31,297.00 \$48,143.00
SCHILLING FARMS ES	Gym Acoustical Improvements* Chalk Board Replacement Humidity Control Equipment*	ESSER 3.0 General Fund ESSER 3.0	\$45,695.00 \$42,910.00 \$257,393.00
SYCAMORE ES	Entrance Renovations Gym Acoustical Improvements*	ESSER 3.0 ESSER 3.0	\$74,277.00 \$45,791.00

* Projects to be completed by June 30, 2022

2021-2022 COMPLETED PROJECTS

SCHOOL	PROJECT	FUNDING SOURCE	ACTUAL COST
TARA OAKS ES	Roof Replacement	ESSER 2.0	\$922,950.00
	Interior/Exterior Painting	General Fund	\$87,000.00
	Gym Acoustical Improvements*	ESSER 3.0	\$53,739.00
WEST COLLIERVILLE MS	HVAC Replacement (124 RTUs)	ESSER 2.0	\$783,796.00
	Controls Upgrade	ESSER 2.0	\$220,765.00
	Cafeteria Table Replacement	General Fund	\$76,500.00
	Modular Removal (Estimated)*	General Fund	\$150,000.00
	Baseball, Softball, Soccer Scoreboard Replacement*	General Fund	\$99,332.00
COLLIERVILLE HS	Emergency Generator Replacement	General Fund	\$22,916.00
	Parking Lot Resurfacing	General Fund	\$484,127
		TOTAL	\$8,176,991.00

* Projects to be completed by June 30, 2022

REVENUE SOURCE	AMOUNT
Shelby County - Capital Funds	\$4,500,000.00
Shelby County - Local Revenue	\$1,175,626.00
ESSER	\$2,501,365.00
TOTAL	\$8,176,991.00

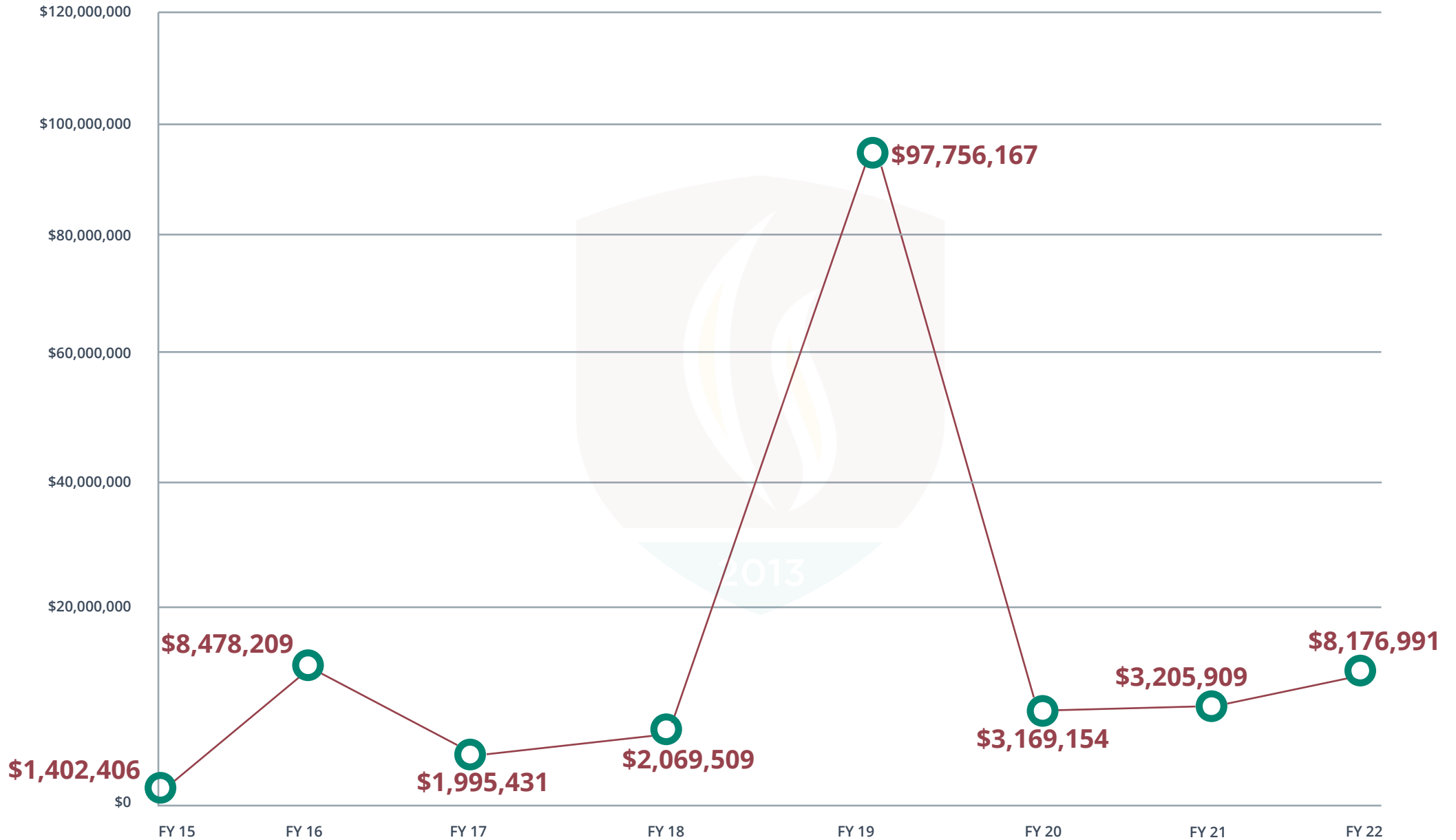
5

FACILITIES ASSESSMENT

The Operations division performs an annual audit of each building to determine the deferred maintenance costs (current and projected costs of maintenance). The audit evaluates the structural and mechanical components of existing facilities as well as current site conditions. Capital spending accounts for expenses towards reducing deferred maintenance costs. The Facility Condition Index (FCI) measures the relative condition of the districts building portfolio. An overall rating of 50% or higher indicates the need to replace or update a facility. The table below illustrates the capital spending, deferred maintenance, replacement value and FCI for FY22.

SCHOOL	YEAR BUILT	RENOVATIONS	CAPITAL EXPENDITURES	DEFERRED MAINTENANCE	REPLACEMENT VALUE	FCI
Collierville HS	2018	None	\$105,543	\$793,000	\$122,446,000	0.65%
Collierville MS	2011	None	\$0	\$503,000	\$20,987,400	2.40%
West Collierville MS	1975	1995	\$1,837,436	\$3,325,000	\$61,888,050	5.37%
Bailey Station ES	2005	None	\$48,816	\$1,363,000	\$21,178,500	6.44%
Collierville ES	1968	2005	\$4,530,000	\$2,295,000	\$19,850,250	11.56%
Crosswind ES	1993	None	\$125,440	\$3,274,000	\$16,923,900	19.35%
Schilling Farms ES	1999	None	\$345,998	\$1,130,000	\$18,743,550	6.03%
Sycamore ES	2000	None	\$120,068	\$1,325,000	\$21,742,350	6.09%
Tara Oaks ES	1995	2000	\$1,063,689	\$555,000	\$21,625,800	2.57%
Central Office	NA	2019	\$0	NA	NA	NA

HISTORICAL EXPENDITURES



HISTORICAL EXPENDITURES BY SCHOOL

SCHOOL	FY15	FY16	FY17	FY18	FY19	FY20	FY21	FY22	TOTAL	%
Collierville HS		\$2,796,277			\$95,415,942	\$506,541	\$149,702	\$105,543	\$98,974,005	78.39%
Collierville MS			\$117,361				\$0	\$0	\$117,361	0.09%
West Collierville MS	\$1,160,126	\$5,623,881	\$426,423	\$369,934	\$286,985	\$1,093,818	\$249,055	\$1,837,436	\$11,047,659	8.75%
Bailey Station ES		\$16,470	\$121,558				\$91,657	\$48,816	\$278,501	0.22%
Collierville ES			\$222,289	\$46,159	\$1,484,331	\$1,551,700	\$39,270	\$4,530,000	\$7,873,749	6.24%
Crosswind ES	\$27,000		\$121,577	\$57,145	\$385,867		\$144,432	\$125,440	\$861,461	0.68%
Schilling Farms ES	\$48,000		\$687,411	\$1,481,928			\$96,264	\$345,998	\$2,659,601	2.11%
Sycamore ES		\$41,581	\$128,313	\$48,183	\$150,766		\$1,088,651	\$120,068	\$1,577,562	1.25%
Tara Oaks ES	\$12,703		\$170,499	\$50,000	\$32,276		\$1,233,413	\$1,063,689	\$2,562,580	2.03%
Central Office	\$154,577			\$16,160		\$17,095	\$113,465	\$0	\$301,297	0.24%
TOTAL	\$1,402,406	\$8,478,209	\$1,995,431	\$2,069,509	\$97,756,167	\$3,169,154	\$3,205,909	\$8,176,991	\$126,253,776	100.00%

Notes: FY17 expenditures include network infrastructure upgrades.
 Collierville High expenditures were allocated towards new construction beginning FY19.
 West Collierville Middle is the former Collierville High School.
 Schilling Farms Elementary is the former Schilling Farms Middle.

5-YEAR BUDGET

		FY23 Estimate	FY24 Estimate	FY25 Estimate	FY26 Estimate	FY27 Estimate
Revenues		\$1,900,000	TBD	TBD	TBD	TBD
FACILITY	PROJECT	ESTIMATED EXPENDITURES				
COLLIERVILLE HS	Brick Sealing		\$250,000			
	Acoustical Improvements	\$50,000				
	Site Drainage Improvements	\$100,000	\$100,000			
	Interior and Exterior Painting New Building Addition*	\$8,000,000			\$375,000	\$375,000
COLLIERVILLE MS	Interior and Exterior Painting	\$120,000				
	Flooring Replacement	\$50,000				
	Intercom Replacement		\$250,000			\$25,000
	Asphalt Repairs/Seal Coat					
WEST COLLIERVILLE MS	Interior Renovations*		\$2,000,000			
	Bleacher Replacement				\$250,000	
	Stadium Light Replacement					\$500,000
	Interior Renovations			\$1,200,000		
BAILEY STATION ES	HVAC Replacement*		\$500,000			
	Playground Surfacing Replacement*		\$50,000			
	Roof Repair/Replacement			\$1,000,000		
	Asphalt Repair/Overlay	\$200,000				
	Interior and Exterior Painting			\$120,000		
COLLIERVILLE ES	Window Replacement	\$50,000				
	Parking Lot Replacement	\$100,000				
	HVAC Replacement*	\$500,000				
	Parking Lot Replacement	\$200,000				
	Kitchen Remodel		\$1,000,000		\$300,000	
	Roof Repair/Replacement					\$500,000

5-YEAR BUDGET

		FY23 Estimate	FY24 Estimate	FY25 Estimate	FY26 Estimate	FY27 Estimate
Revenues		\$1,900,000	TBD	TBD	TBD	TBD
FACILITY	PROJECT	ESTIMATED EXPENDITURES				
CROSSWIND ES	VCT Flooring Replacement		\$200,000			
	Outdoor Classroom*	\$70,000				
	Fire Alarm Upgrade/Sprinkler Installation		\$1,200,000			
	Roof Repair/Replacement				\$1,200,000	
	LED Lighting Upgrades			\$500,000		
	Interior Exterior Painting					\$120,000
	Building Expansion/Classroom Addition		\$5,000,000			
SCHILLING FARMS ES	VCT Flooring Replacement	\$200,000		\$250,000		
	Humidity Control Equipment	\$250,000				
	LED Lighting Upgrades				\$750,000	
	Interior/Exterior Painting		\$120,000			
SYCAMORE ES	HVAC Replacement*	\$900,000				
	Outdoor Classroom*	\$70,000				
	Playground Surfacing Replacement			\$50,000		
	Kitchen Flooring/Refrigeration/Equipment Replacement					\$250,000
	VCT Flooring Replacement			\$200,000		
TARA OAKS ES	Emergency Generator Replacement	\$50,000				
	Office Flooring Replacement		\$75,000			
	Kitchen Refrigerations Equipment Replacement			\$75,000		
	Clock System Replacement				\$25,000	
	Exhaust Fan Replacement				\$30,000	
	Gym VCT Replacement					\$75,000
BUS LOT	Asphalt Repair Overlay	\$150,000				
	Fuel Pumps, Tanks & Controls Upgrade		\$100,000			
HERMAN OSTEEN	Renovation					\$2,500,000
TOTAL EXPENDITURES		\$1,270,000	\$8,345,000	\$3,395,000	\$2,555,000	\$3,970,000
TOTAL EXPENDITURES		\$10,910,000	\$10,495,000	\$3,395,000	\$2,555,000	\$3,970,000

*Funded by (ESSER 3.0)

Collierville Schools Board of Education

Wright Cox
Chairman

Paul Childers

Wanda Chism

Wanda Gibbs

Frank Warren

Collierville Schools Superintendent

Dr. Gary Lilly



Collierville Schools Operations Division

Thomas Dougherty
Chief of Operations

Nedra Jones
Planning Specialist



**COLLIERVILLE
SCHOOLS**

SCHOLARSHIP · INTEGRITY · SERVICE

Collierville Schools offers educational and employment opportunities without regard to race, color, creed, national origin, religion, sex, age, or disability and adheres to the provisions of the Family Education Rights and Privacy Act (FERPA).