

**Collierville Schools Board Business Meeting
April 26, 2022 6:00 PM
Collierville High School Community Room
11605 East Shelby Drive
Collierville, TN 38017**

I. Call to Order	Wright Cox, Chairman
II. Roll Call	Wright Cox, Chairman
III. Moment of Silence	Wright Cox, Chairman
IV. Pledge of Allegiance	Wright Cox, Chairman
V. Special Recognitions	
A. Valedictorian - Pavani Epparla	Hallie Ross, CHS Assistant Principal
B. Salutatorian - Tania Binu	Hallie Ross, CHS Assistant Principal
VI. Gifts, Donations and Bequests	
A. Collierville Chamber of Commerce	Brett Heinrich, CTE Supervisor
B. Helena Agri-Enterprises, LLC	Jill Church, Director of DEC
VII. Public Comments	Wright Cox, Chairman
VIII. Approval of Agenda	Wright Cox, Chairman
IX. Business Affairs	Wright Cox, Chairman
A. Approval of Minutes	
1. Minutes of March 29, 2022 Business Meeting	
B. Approval of Monthly Financials	
1. Approval of March 2021-2022 Financial Statements	
X. Reports	
A. Chairman's Report	Wright Cox, Chairman
B. Director's Report	Dr. Gary Lilly, Director of Schools
XI. Business Items for Approval	
A. Agreement to Waive Make-Up of Inclement Weather Days from January 6th, February 3rd and February 4th, 2022	Dr. Gary Lilly, Director of Schools
B. Approval of Bid #FY220012 HVAC Renovations at Schilling Farms Elementary School with recommended award to Bernhard MCC in the amount of \$208,962.00	Dr. Gary Lilly, Director of Schools
C. Approval of Bid #FY22013 On Line Curriculum with recommended award to Village Virtual in the amount of \$260,200.00	Dr. Gary Lilly, Director of Schools
D. Approval of 2022-2023 General Fund Budget	Dr. Gary Lilly, Director of Schools



COLLIERVILLE SCHOOLS

SCHOLARSHIP · INTEGRITY · SERVICE

E. Approval of 2022-2023 Special Revenue Fund Budget

Dr. Gary Lilly, Director of Schools

F. Approval of 2022-2023 Other Fund Budget

Dr. Gary Lilly, Director of Schools

XII. New Business Items

A. Approval of a Year-End bonus of \$500 for every current full-time employee in Collierville Schools

Dr. Gary Lilly, Director of Schools

XIII. Adjournment

**Minutes of the Collierville Schools Board Business Meeting
March 29, 2022, 6:00 PM
Collierville High School Community Room
11605 East Shelby Drive
Collierville, TN 38017**

Attendance Taken at 6:00 PM

Paul Childers: Present
Wanda Chism: Present
Wright Cox: Present
Wanda Gibbs: Present
Frank Warren: Present

I. Call to Order

The Collierville Schools Board of Education Business Meeting was called to order by Board Chairman Wright Cox at 6:00 p.m.

II. Roll Call

Roll Call was taken by Board Chairman Wright Cox. All five of the board members were present, representing a quorum.

III. Moment of Silence

Board Chairman Wright Cox led the meeting in prayer.

IV. Pledge of Allegiance

The Pledge of Allegiance was led by Board Member Paul Childers.

V. Special Recognitions

A. Collierville Schools Educators of the 2021-2022 School Year

Collierville Schools Teachers and Educators of the Year were recognized:

Teachers of the Year

- Risa Elder - Tara Oaks Elementary - Grades PreK-4 (District)
- Cynthia Melendez - Sycamore Elementary - Grades 5-8 (District)
- Eugene Fayne - Collierville High - Grades 9-12 (District)
- Misty Benson - Collierville Middle
- David Culbertson - West Collierville Middle
- Joyce Greenberg - Schilling Farms Elementary
- Mary Beth Gunter - Collierville Virtual Academy
- Elizabeth Mullen - Collierville Elementary
- Patricia Owen - Bailey Station Elementary
- Kristen Webster - Crosswind Elementary

Educators of the Year

- Anita Swindle - Principal - Collierville Middle
- Emily Russell - Instructional Technology

VI. Gifts, Donations and Bequests

A. Collierville Partners in Education on behalf of the Collierville Rotary Foundation

Brett Heinrich, CTE Supervisor, recognized Collierville's Partner in Education and the Collierville Rotary Club for their donation of \$5000.00 to the horticulture science program at Collierville High School. This donation will help provide students with a true work-based learning experience in agriculture without having to leave campus at CHS. The funds will be used to construct a Farm Lab on campus near the teacher's parking lot at the corner of Sycamore

Road and Shelby Drive. The donation will cover irrigation, fencing, consumable items, and other materials that will support the curriculum for all courses within the Horticulture Science program of study.

VII. Public Comments

There were no public comments.

VIII. Approval of March 29, 2022 Board Agenda

Motion Passed: Frank Warren made the motion to approve the agenda with moving Item M, Approval of Bid #FY22008 Painting and Flooring Projects at Collierville Middle School, to New Business Items. The motion was seconded by Wanda Chism.

Paul Childers:	Yea
Wanda Chism:	Yea
Wright Cox:	Yea
Wanda Gibbs:	Yea
Frank Warren	Yea

IX. Business Affairs

A. Approval of Minutes

1. Minutes of February 22, 2022, Business Meeting

Motion Passed: Paul Childers made the motion to approve the February 22, 2022 Board Minutes. The motion was seconded by Wanda Gibbs.

Paul Childers:	Yea
Wanda Chism:	Yea
Wright Cox:	Yea
Wanda Gibbs:	Yea
Frank Warren	Yea

B. Approval of Monthly Financials

1. Approval of February 2021-2022 Financial Statements

Motion Passed: Wanda Chism made the motion to approve the February 2021-2022 Monthly Financial Statements. The motion was seconded by Frank Warren.

Paul Childers:	Yea
Wanda Chism:	Yea
Wright Cox:	Yea
Wanda Gibbs:	Yea
Frank Warren	Yea

X. Reports

A. Chairman's Report

Chairman Cox reported on the following:

- Great energy in this room with these wonderful people
- Exciting times in our schools

B. Director's Report

Dr. Lilly reported on the following:

- Proud of our Teachers of the Year as well as our Educators of the Year
 - Appreciate Rotary Club
 - Attending and providing \$200 congratulatory stipend
- Working on next year's budget
 - Appreciate principals attending budget hearings
 - ESSER/ELC

- Great, needed services
 - Leaves gaps when funding ends
 - Cabinet is working hard to have recommendation ready next month
- TISA update
 - Amendments
 - CBER/TACIR fiscal capacity indexing back
 - Likely, will somewhat decrease our anticipated increase
 - \$500 per student for 4th grade tutoring who received "Approaching" or "Below" on 3rd grade reading
 - Moving charter school funding out of weights (split) to direct funding (state only)
 - Anticipate getting new projections soon
- *Threat assessment report in your packet - back on track*
- Thursday - Draco Playhouse
 - Something Rotten - A Very New Musical
 - www.dracoplayhouse.com for tickets
- Friday - District Learning Day
 - No students at school
 - AM, Testing training - TCAPs right around corner
 - PM, School-specific focus
 - CHS - Scope/sequence for block
 - Educator survey - get input and feedback from the staff
- Tomorrow - In for nasty weather, heavy wind & rainfall - chance of tornado
 - Sent parents a notice that we are monitoring
 - Timing, not great
 - Early/late dismissal possible
- Happy birthday, Ms. Jill Church!

XI. Consent Agenda for Approval

Motion Passed: Paul Childers made the motion to approve the consent agenda. The motion was seconded by Wanda Chism.

Paul Childers:	Yea
Wanda Chism:	Yea
Wright Cox:	Yea
Wanda Gibbs:	Yea
Frank Warren	Yea

The consent items were:

- Approval of Apple Lease Agreement
- Approval of Policy #2.805, Purchasing
- Approval of Policy #2.8051, Credit Cards
- Approval of Rescinding Policy #2.806, Bids and Quotations
- Approval of Rescinding Policy #2.807, Requisitions
- Approval of Resolution 2022-10, Amendment #4, General Fund Budget 2021-22 SY
- Approval of Resolution 2022-11, Amendment #2, School Nutrition Fund Budget 2021-22 SY
- Approval of Resolution 2022-12, Amendment #2, Discretionary Fund Budget 2021-22 SY
- Approval of Resolution 2022-13, Amendment #2, Federal Fund Budget 2021-22 SY
- Approval of Policy #4.600, Grading System
- Approval of Policy #4.602, Honor Roll Awards and Class Designation
- Approval of Bid #FY#22007 Acoustical Improvements at Collierville Schools with recommended award to A&B Construction in the amount of \$241,824.00
- Approval of Bid #FY22009 HVAC Installation at Sycamore with recommended award to Roy May Heating and Air Conditioning in the amount of \$289,450.00

XII. Old Business Items

A. Approval of Policy #4.605, Graduation Requirements

Motion Passed: Frank Warren made the motion to approve Policy #4.605, Graduation Policy. The motion was seconded by Paul Childers.

Paul Childers:	Yea
Wanda Chism:	Yea
Wright Cox:	Yea
Wanda Gibbs:	Yea
Frank Warren	Yea

B. Approval of CHS Expansion Construction Manager with recommended award to Linkous Construction in the amount of \$7,834,311.00

Motion Passed: Frank Warren made the motion to approve the Collierville High School Expansion Construction Manager with recommended award to Linkous Construction in the amount of \$7,834,311. The motion was seconded by Paul Childers.

Paul Childers:	Yea
Wanda Chism:	Yea
Wright Cox:	Yea
Wanda Gibbs:	Yea
Frank Warren	Yea

XIII. New Business Items

A. Approval of Bid FY#22010 Curriculum Mapping and Planning Program Software with recommended award to Education Advanced in the amount of \$228,124.00

Motion Passed: Wanda Chism made the motion to approve Bid FY#22010 Curriculum Mapping & Planning Program with recommended award to Education Advanced in the amount of \$228,124.00. The motion was seconded by Wanda Gibbs.

Paul Childers:	Yea
Wanda Chism:	Yea
Wright Cox:	Yea
Wanda Gibbs:	Yea
Frank Warren	Yea

B. Approval of Bid #FY22008 Painting and Flooring Projects at Collierville Middle School with recommended award to A&B Construction in the amount of \$152,981.00

Motion Passed: Wanda Chism made the motion to approve Bid FY#22008 Painting and Flooring Projects at Collierville Middle School with recommended award to A&B Construction in the amount of \$152,981.00. The motion was seconded by Frank Warren.

Paul Childers:	Yea
Wanda Chism:	Yea
Wright Cox:	Yea
Wanda Gibbs:	Yea
Frank Warren	Yea

XIV. Adjournment

With no further comments or objections, the meeting was adjourned at 7:05 p.m.

Chairman

Director of Schools



MONTHLY FINANCIAL REPORT



GENERAL FUND

SCHOOL NUTRITION

FEDERAL PROGRAMS

DISCRETIONARY GRANTS

C. I. P.

GENERAL FUND

REVENUE

COLLIERVILLE SCHOOLS

Page: 1 of 8
04/12/2022
9:26:36 AM

REVENUE BY FUNC
BATCH QUEUE ID 491350
FOR MARCH, 2022
FUNCTION 1ST 2: 40 -

Report Code: BAT_GL_TEMPLATE

FUNCTION	DESCRIPTION	BUDGET AMOUNT	ADJUSTED BUDGET	CURRENT ACTIVITY	YTD ACTIVITY	ENCUMBRANCE	REQUISITION	UNENCUMBERED BALANCE	PERCENT ENCMBRD
40110	Current Property Tax	23,199,516.00	23,199,516.00	1,665,049.58	22,565,207.88	0.00	0.00	634,308.12	97
40120	Trustee's Collection - Prior Years	535,828.00	535,828.00	28,664.97	-76,216.43	0.00	0.00	612,044.43	-14
40130	Clerk & Master/Circuit Court - Prior Years	313,004.00	313,004.00	16,140.75	176,325.14	0.00	0.00	136,678.86	56
40150	Pickup Taxes	1,745,329.00	1,745,329.00	321,294.38	1,586,124.47	0.00	0.00	159,204.53	91
40162	Payments in Lieu of Taxes - Local Utilities	248,235.00	248,235.00	0.00	170,156.06	0.00	0.00	78,078.94	69
40163	Payments in Lieu of Taxes - Other	282,831.00	282,831.00	8,333.84	209,965.42	0.00	0.00	72,865.58	74
40210	Local Option Sales Taxes	11,100,000.00	11,100,000.00	1,050,582.96	9,413,910.63	0.00	0.00	1,686,089.37	85
40240	Wheel Tax	2,000,105.00	2,000,105.00	136,750.27	1,037,380.14	0.00	0.00	962,724.86	52
40270	Business Tax	3,300.00	3,300.00	0.00	1,709.05	0.00	0.00	1,590.95	52
40275	Mixed Drink Tax	233,522.00	233,522.00	48,744.92	160,659.93	0.00	0.00	72,862.07	69
40390	Municipal Tax	2,582,675.00	2,582,675.00	215,222.91	1,937,006.19	0.00	0.00	645,668.81	75
TOTALS:	Function: 40 -	42,244,345.00	42,244,345.00	3,490,784.58	37,182,228.48	0.00	0.00	5,062,116.52	88

COLLIERVILLE SCHOOLS

Page: 2 of 8
04/12/2022
9:26:36 AM

Report Code: BAT_GL_TEMPLATE

REVENUE BY FUNC
BATCH QUEUE ID 491350

FOR MARCH, 2022

FUNCTION 1ST 2: 43 - CHARGES FOR CURRENT SERVICES

FUNCTION	DESCRIPTION	BUDGET AMOUNT	ADJUSTED BUDGET	CURRENT ACTIVITY	YTD ACTIVITY	ENCUMBRANCE	REQUISITION	UNENCUMBERED BALANCE	PERCENT ENCMBRD
43513	Tuition - Summer School	25,000.00	25,000.00	0.00	2,275.00	0.00	0.00	22,725.00	9
43515	Tuition - Other State Systems	200,000.00	200,000.00	183.80	170,999.62	0.00	0.00	29,000.38	85
43990	Other Charges for Services	370,000.00	430,000.00	66,126.38	131,480.67	0.00	0.00	298,519.33	31
43991	Other Charges for Svcs - Shared Svcs	249,200.00	440,000.00	39,638.48	318,920.26	0.00	0.00	121,079.74	72
TOTALS:	Function: 43 - Charges for Current Services	844,200.00	1,095,000.00	105,948.66	623,675.55	0.00	0.00	471,324.45	57

COLLIERVILLE SCHOOLS

REVENUE BY FUNC
BATCH QUEUE ID 491350
FOR MARCH, 2022
FUNCTION 1ST 2: 44 -

Report Code: BAT_GL_TEMPLATE

FUNCTION	DESCRIPTION	BUDGET AMOUNT	ADJUSTED BUDGET	CURRENT ACTIVITY	YTD ACTIVITY	ENCUMBRANCE	REQUISITION	UNENCUMBERED BALANCE	PERCENT ENCMBRD
44110	Investment Income	22,000.00	22,000.00	315.95	1,980.35	0.00	0.00	20,019.65	9
44120	Lease/Rentals	20,000.00	20,000.00	0.00	3,000.00	0.00	0.00	17,000.00	15
44170	Miscellaneous Refunds	335,000.00	520,000.00	44,568.98	476,567.68	0.00	0.00	43,432.32	92
44171	Tech Replacement Fees	5,000.00	5,000.00	80.00	2,513.90	0.00	0.00	2,486.10	50
44172	Substitute Reimbursement	40,000.00	37,000.00	3,086.91	12,199.65	0.00	0.00	24,800.35	33
44174	DEVICE FEES	300,000.00	300,000.00	212.50	209,260.00	0.00	0.00	90,740.00	70
44176	Refund - IRS	0.00	3,000.00	0.00	2,894.34	0.00	0.00	105.66	96
44520	Insurance Recovery	10,000.00	10,000.00	0.00	292.00	0.00	0.00	9,708.00	3
44530	Sale of Equipment	1,000,000.00	1,000,000.00	0.00	908,351.25	0.00	0.00	91,648.75	91
44560	Damages Recovered from Individuals	6,000.00	6,000.00	0.00	108.00	0.00	0.00	5,892.00	2
44990	Other Local Revenue	2,000.00	2,000.00	0.00	0.00	0.00	0.00	2,000.00	0
TOTALS:	Function: 44 -	1,740,000.00	1,925,000.00	48,264.34	1,617,167.17	0.00	0.00	307,832.83	84

COLLIERVILLE SCHOOLS

Report Code: BAT_GL_TEMPLATE

REVENUE BY FUNC

BATCH QUEUE ID 491350

FOR MARCH, 2022

FUNCTION 1ST 2: 46 -

FUNCTION	DESCRIPTION	BUDGET AMOUNT	ADJUSTED BUDGET	CURRENT ACTIVITY	YTD ACTIVITY	ENCUMBRANCE	REQUISITION	UNENCUMBERED BALANCE	PERCENT ENCMBRD
46511	Basic Education Program	46,490,000.00	46,490,000.00	4,663,400.00	37,307,200.00	0.00	0.00	9,182,800.00	80
46610	Career Ladder Program	95,000.00	95,000.00	0.00	55,141.10	0.00	0.00	39,858.90	58
TOTALS:	Function: 46 -	46,585,000.00	46,585,000.00	4,663,400.00	37,362,341.10	0.00	0.00	9,222,658.90	80

COLLIERVILLE SCHOOLS

Report Code: BAT_GL_TEMPLATE

REVENUE BY FUNC

BATCH QUEUE ID 491350

FOR MARCH, 2022

FUNCTION 1ST 2: 47 -

FUNCTION	DESCRIPTION	BUDGET AMOUNT	ADJUSTED BUDGET	CURRENT ACTIVITY	YTD ACTIVITY	ENCUMBRANCE	REQUISITION	UNENCUMBERED BALANCE	PERCENT ENCUMBR
47143	Special Education - Grants to States	5,000.00	5,000.00	0.00	0.00	0.00	0.00	5,000.00	0
TOTALS:	Function: 47 -	5,000.00	5,000.00	0.00	0.00	0.00	0.00	5,000.00	0

COLLIERVILLE SCHOOLS

Page: 6 of 8
 04/12/2022
 9:26:36 AM

REVENUE BY FUNC
 BATCH QUEUE ID 491350
 FOR MARCH, 2022
 FUNCTION 1ST 2. 49 -

Report Code: BAT_GL_TEMPLATE

FUNCTION	DESCRIPTION	BUDGET AMOUNT	ADJUSTED BUDGET	CURRENT ACTIVITY	YTD ACTIVITY	ENCUMBRANCE	REQUISITION	UNENCUMBERED BALANCE	PERCENT ENCMBRD
49800	Transfers In	1,773,047.00	4,072,424.00	6,550.44	52,086.81	0.00	0.00	4,020,337.19	1
49900	Revenue YE Close	0.00	1,936,547.00	0.00	0.00	0.00	0.00	1,936,547.00	0
TOTALS:	Function: 49 -	1,773,047.00	6,008,971.00	6,550.44	52,086.81	0.00	0.00	5,956,884.19	1

COLLIERVILLE SCHOOLS

Page: 7 of 8
 04/12/2022
 9:26:36 AM

REVENUE BY FUNC
 BATCH QUEUE ID 491350

Report Code: BAT_GL_TEMPLATE

BUDGET AMOUNT	ADJUSTED BUDGET	CURRENT ACTIVITY	YTD ACTIVITY	ENCUMBRANCE	REQUISITION	UNENCUMBERED BALANCE	PERCENT ENCMBRD
93,191,592.00	97,863,316.00	8,314,948.02	76,837,499.11	0.00	0.00	21,025,816.89	79
GRAND TOTAL:							

GENERAL FUND EXPENDITURES

COLLIERVILLE SCHOOLS

EXPENSES BY FUNCTION

Report Code: BAT_GL_TEMPLATE

BATCH QUEUE ID 491352

FOR MARCH, 2022

FUNCTION : 71100 - REGULAR INSTRUCTION PROGRAM

Page: 1 of 23

04/12/2022

9:28:18 AM

OBJECT	DESCRIPTION	BUDGET AMOUNT	ADJUSTED BUDGET	CURRENT ACTIVITY	YTD ACTIVITY	ENCUMBRANCE	REQUISITION	UNENCUMBERED BALANCE	PERCENT ENCMBRD
11600	Teachers	31,440,783.00	31,976,933.00	2,330,542.45	20,415,425.62	0.00	0.00	11,561,507.38	64
11700	Career Ladder	68,000.00	68,000.00	0.00	30,500.00	0.00	0.00	37,500.00	45
12700	Career Ladder Extended Contracts	0.00	24,000.00	0.00	0.00	0.00	0.00	24,000.00	0
12800	Homebound Teachers	20,000.00	20,000.00	87.50	7,386.40	0.00	0.00	12,613.60	37
16300	Educational Assistants	965,554.00	965,554.00	109,270.06	766,183.06	0.00	0.00	199,370.94	79
19500	Sub Teachers-Certified	681,200.00	691,350.00	59,567.47	307,206.87	0.00	0.00	384,143.13	44
19800	Sub Teachers-Non-Certified	20,000.00	20,000.00	1,064.99	6,857.47	0.00	0.00	13,142.53	34
20100	Social Security	2,014,474.00	2,048,149.00	141,833.64	1,236,651.75	0.00	0.00	811,497.25	60
20400	State Retirement	3,328,788.00	3,384,712.00	223,468.66	1,945,893.43	0.00	0.00	1,438,818.57	57
20600	Life Insurance	115,270.00	115,270.00	9,393.44	70,698.91	0.00	0.00	44,571.09	61
20700	Medical Insurance	3,800,103.00	3,800,103.00	409,371.55	3,076,703.59	0.00	0.00	723,399.41	81
21200	Employer Medicare	482,266.00	490,142.00	33,333.34	290,043.75	0.00	0.00	200,098.25	59
21700	Retirement - Hybrid Stabilization	170,000.00	219,000.00	17,070.70	147,090.88	0.00	0.00	71,909.12	67
33000	Operating Lease Payments	727,470.00	1,601,230.00	0.00	726,844.46	0.00	0.00	874,385.54	45
33600	Maint & Repair-Equipment	21,000.00	21,000.00	210.00	8,290.94	7,009.06	0.00	5,700.00	73
39900	Other Contracted Services	80,000.00	213,000.00	14,895.90	131,437.01	5,702.38	0.00	75,860.61	64
42900	Instructional Supplies & Materials	869,710.00	762,710.00	1,807.12	597,668.73	12,180.19	2,764.00	150,097.08	80
43000	Textbooks (Electronic)	375,000.00	375,000.00	0.00	109,798.84	164,582.15	0.00	100,619.01	73
44900	Textbooks	485,000.00	485,000.00	3,911.25	219,672.86	211,402.46	0.00	53,924.68	89
49900	Other Supplies & Materials	40,000.00	40,000.00	0.00	23,140.00	0.00	0.00	16,860.00	58
59900	Other Charges	60,000.00	0.00	0.00	0.00	0.00	0.00	0.00	0
59901	Other Charges - Graduation Costs	4,000.00	4,000.00	1,379.00	1,379.00	0.00	0.00	2,621.00	34
59902	Other Charges - Summer School	10,000.00	0.00	0.00	0.00	0.00	0.00	0.00	0
72200	Reg Inst Equipment	187,026.00	253,051.00	39,739.52	105,767.29	40,196.00	0.00	107,087.71	58
72217	Reg Inst Equipment (Reimbursed)	370,000.00	370,000.00	41,773.15	146,308.11	173,623.49	18,995.17	31,073.23	92
TOTALS:	Function: 71100 - Regular Instruction Program	46,335,624.00	47,948,204.00	3,438,719.74	30,370,948.97	614,695.73	21,759.17	16,940,800.13	65

COLLIERVILLE SCHOOLS

Page: 2 of 23
 04/12/2022
 9:28:18 AM

EXPENSES BY FUNCTION

Report Code: BAT_GL_TEMPLATE

BATCH QUEUE ID 491352

FOR MARCH, 2022

FUNCTION : 71150 - ALTERNATIVE INSTRUCTION PROGRAM

OBJECT	DESCRIPTION	BUDGET AMOUNT	ADJUSTED BUDGET	CURRENT ACTIVITY	YTD ACTIVITY	ENCUMBRANCE	REQUISITION	UNENCUMBERED BALANCE	PERCENT ENCMBRD
11600	Teachers	152,288.00	152,288.00	11,353.01	103,006.43	0.00	0.00	49,261.57	68
16300	Educational Assistants	23,060.00	23,060.00	2,185.40	16,390.50	0.00	0.00	6,669.50	71
20100	Social Security	10,870.00	10,870.00	770.02	7,020.19	0.00	0.00	3,849.81	65
20400	State Retirement	18,006.00	18,006.00	1,326.05	11,625.29	0.00	0.00	6,380.71	65
20600	Life Insurance	671.00	671.00	51.32	388.28	0.00	0.00	282.72	58
20700	Medical Insurance	0.00	13,715.00	2,568.90	14,818.92	0.00	0.00	-1,103.92	108
21200	Employer Medicare	2,542.00	2,542.00	180.08	1,641.76	0.00	0.00	900.24	65
21700	Retirement - Hybrid Stabilization	500.00	666.00	40.00	396.46	0.00	0.00	269.54	60
39900	Other Contracted Services	20,000.00	25,000.00	2,964.00	24,543.00	0.00	0.00	457.00	98
42900	Instructional Supplies & Materials	4,000.00	1,000.00	0.00	0.00	0.00	0.00	1,000.00	0
49900	Other Supplies & Materials	2,000.00	2,000.00	24.49	505.72	1,063.60	0.00	430.68	78
59900	Other Charges	2,000.00	0.00	0.00	0.00	0.00	0.00	0.00	0
79000	Other Equipment	5,000.00	5,000.00	0.00	0.00	0.00	0.00	5,000.00	0
TOTALS:	Function: 71150 - Alternative Instruction Program	240,917.00	254,798.00	21,463.27	180,336.55	1,063.60	0.00	73,397.85	71

COLLIERVILLE SCHOOLS

EXPENSES BY FUNCTION

Report Code: BAT_GL_TEMPLATE

BATCH QUEUE ID 491352

FOR MARCH, 2022

FUNCTION : 71200 - SPECIAL EDUCATION PROGRAM

Page: 3 of 23

04/12/2022

9:28:18 AM

OBJECT	DESCRIPTION	BUDGET AMOUNT	ADJUSTED BUDGET	CURRENT ACTIVITY	YTD ACTIVITY	ENCUMBRANCE	REQUISITION	UNENCUMBERED BALANCE	PERCENT ENCMBRD
11600	Teachers	3,320,016.00	3,320,016.00	261,109.72	2,190,732.72	0.00	0.00	1,129,283.28	66
11700	Career Ladder	5,000.00	5,000.00	0.00	2,500.00	0.00	0.00	2,500.00	50
12800	Homebound Teachers	0.00	20,000.00	0.00	0.00	0.00	0.00	20,000.00	0
16300	Educational Assistants	1,481,427.00	1,481,427.00	144,006.43	1,027,953.69	0.00	0.00	453,473.31	69
17100	Speech Pathologist	771,571.00	719,571.00	36,811.40	362,554.44	0.00	0.00	357,016.56	50
19500	Sub Teachers-Certified	50,000.00	50,000.00	5,262.51	34,384.99	0.00	0.00	15,615.01	69
19800	Sub Teachers-Non-Certified	70,000.00	70,000.00	6,635.03	40,807.62	0.00	0.00	29,192.38	58
20100	Social Security	353,277.00	350,277.00	25,758.20	209,530.49	0.00	0.00	140,746.51	60
20400	State Retirement	559,973.00	556,973.00	36,193.86	294,676.86	0.00	0.00	262,296.14	53
20600	Life Insurance	17,750.00	17,750.00	1,604.48	11,955.88	0.00	0.00	5,794.12	67
20700	Medical Insurance	720,950.00	714,150.00	75,818.88	561,853.74	0.00	0.00	152,296.26	79
21200	Employer Medicare	82,621.00	81,921.00	6,039.76	49,072.18	0.00	0.00	32,848.82	60
21700	Retirement - Hybrid Stabilization	54,700.00	65,000.00	5,425.38	43,760.02	0.00	0.00	21,239.98	67
31200	Contracts w Private Agencies	145,000.00	78,750.00	21,615.00	38,400.00	0.00	0.00	40,350.00	49
33600	Maint & Repair-Equipment	15,000.00	15,000.00	163.28	1,240.20	0.00	0.00	13,759.80	8
42900	Instructional Supplies & Materials	28,400.00	28,400.00	2,117.97	22,193.10	1,366.62	0.00	4,840.28	83
49900	Other Supplies & Materials	14,000.00	14,000.00	826.20	11,261.76	2,017.85	0.00	720.39	95
72500	Special Education Equipment	20,000.00	20,000.00	2,983.76	12,057.04	0.00	0.00	7,942.96	60
TOTALS:	Function: 71200 - Special Education Program	7,709,685.00	7,608,235.00	632,371.86	4,914,934.73	3,384.47	0.00	2,689,915.80	65

COLLIERVILLE SCHOOLS

EXPENSES BY FUNCTION

Report Code: BAT_GL_TEMPLATE

BATCH QUEUE ID 491352

FOR MARCH, 2022

FUNCTION : 71300 - VOCATIONAL EDUCATION PROGRAM

Page: 4 of 23

04/12/2022

9:28:18 AM

OBJECT	DESCRIPTION	BUDGET AMOUNT	ADJUSTED BUDGET	CURRENT ACTIVITY	YTD ACTIVITY	ENCUMBRANCE	REQUISITION	UNENCUMBERED BALANCE	PERCENT ENCMBRD
11600	Teachers	702,761.00	702,761.00	40,048.85	353,247.21	0.00	0.00	349,513.79	50
19500	Sub Teachers-Certified	6,000.00	6,000.00	3,042.50	9,480.03	0.00	0.00	-3,480.03	158
20100	Social Security	43,943.00	43,943.00	2,390.64	20,527.71	0.00	0.00	23,415.29	47
20400	State Retirement	72,174.00	72,174.00	3,726.48	32,574.59	0.00	0.00	39,599.41	45
20600	Life Insurance	2,500.00	2,500.00	156.94	1,208.85	0.00	0.00	1,291.15	48
20700	Medical Insurance	97,399.00	97,399.00	8,440.32	64,673.64	0.00	0.00	32,725.36	66
21200	Employer Medicare	10,277.00	10,277.00	567.44	4,825.72	0.00	0.00	5,451.28	47
21700	Retirement - Hybrid Stabilization	4,020.00	4,020.00	241.06	2,304.38	0.00	0.00	1,715.62	57
33600	Maint & Repair-Equipment	5,000.00	5,000.00	97.00	439.40	1,235.00	0.00	3,325.60	33
42900	Instructional Supplies & Materials	20,121.00	27,000.00	0.00	11,789.23	5,261.65	0.00	9,949.12	63
44900	Textbooks	12,000.00	12,000.00	0.00	3,617.24	0.00	0.00	8,382.76	30
49900	Other Supplies & Materials	5,000.00	5,000.00	0.00	0.00	0.00	0.00	5,000.00	0
73000	Vocational Equipment	11,000.00	11,000.00	0.00	4,750.56	0.00	0.00	6,249.44	43
TOTALS:	Function: 71300 - Vocational Education Program	992,195.00	999,074.00	58,711.23	509,438.56	6,496.65	0.00	483,138.79	52

COLLIERVILLE SCHOOLS

EXPENSES BY FUNCTION

Report Code: BAT_GL_TEMPLATE

BATCH QUEUE ID 491352

FOR MARCH, 2022

FUNCTION : 72110 - ATTENDANCE

Page: 5 of 23

04/12/2022

9:28:18 AM

OBJECT	DESCRIPTION	BUDGET AMOUNT	ADJUSTED BUDGET	CURRENT ACTIVITY	YTD ACTIVITY	ENCUMBRANCE	REQUISITION	UNENCUMBERED BALANCE	PERCENT ENCMBRD
10500	Supervisor/Director	197,546.00	197,546.00	15,201.83	144,340.60	0.00	0.00	53,205.40	73
16100	Secretary(s)	54,152.00	54,152.00	4,165.54	39,572.63	0.00	0.00	14,579.37	73
18900	Other Salaries & Wages	68,666.00	0.00	0.00	0.00	0.00	0.00	0.00	0
20100	Social Security	19,863.00	15,604.00	1,074.06	10,462.42	0.00	0.00	5,141.58	67
20400	State Retirement	32,431.00	25,379.00	1,957.34	18,586.85	0.00	0.00	6,792.15	73
20600	Life Insurance	1,460.00	1,460.00	75.76	568.20	0.00	0.00	891.80	39
20700	Medical Insurance	52,000.00	36,000.00	3,554.02	26,655.15	0.00	0.00	9,344.85	74
21200	Employer Medicare	4,645.00	3,650.00	251.20	2,446.91	0.00	0.00	1,203.09	67
35500	Travel	500.00	500.00	28.23	94.95	0.00	0.00	405.05	19
39900	Other Contracted Services	67,000.00	68,405.00	2,783.37	51,799.71	0.00	0.00	16,605.29	76
49900	Other Supplies & Materials	1,000.00	1,000.00	0.00	224.82	0.00	0.00	775.18	22
52400	In-Service/Staff Development	5,000.00	5,000.00	400.00	971.20	0.00	0.00	4,028.80	19
59900	Other Charges	250.00	250.00	0.00	0.00	0.00	0.00	250.00	0
70400	Attendance Equipment	3,000.00	3,000.00	0.00	0.00	0.00	0.00	3,000.00	0
TOTALS:	Function: 72110 - Attendance	507,513.00	411,946.00	29,491.35	295,723.44	0.00	0.00	116,222.56	72

COLLIERVILLE SCHOOLS

EXPENSES BY FUNCTION

Report Code: BAT_GL_TEMPLATE

BATCH QUEUE ID 491352

FOR MARCH, 2022

FUNCTION : 72120 - HEALTH SERVICES

Page: 6 of 23

04/12/2022

9:28:18 AM

OBJECT	DESCRIPTION	BUDGET AMOUNT	ADJUSTED BUDGET	CURRENT ACTIVITY	YTD ACTIVITY	ENCUMBRANCE	REQUISITION	UNENCUMBERED BALANCE	PERCENT ENCUMBRD
13100	Medical Personnel	557,940.00	537,940.00	40,002.34	336,587.03	0.00	0.00	201,352.97	63
18900	Other Salaries & Wages	286,114.00	286,114.00	27,060.85	201,736.18	0.00	0.00	84,377.82	71
18910	Sub Nurses	12,000.00	12,000.00	200.00	556.25	0.00	0.00	11,443.75	5
20100	Social Security	52,331.00	52,331.00	3,717.45	29,876.68	0.00	0.00	22,454.32	57
20400	State Retirement	84,194.00	84,194.00	5,018.71	40,051.74	0.00	0.00	44,142.26	48
20600	Life Insurance	3,100.00	3,100.00	235.69	1,833.83	0.00	0.00	1,266.17	59
20700	Medical Insurance	199,000.00	199,000.00	13,877.62	109,244.12	0.00	0.00	89,755.88	55
21200	Employer Medicare	12,239.00	12,239.00	869.41	6,987.33	0.00	0.00	5,251.67	57
21700	Retirement - Hybrid Stabilization	12,454.00	15,400.00	1,060.40	9,392.76	0.00	0.00	6,007.24	61
33600	Maint & Repair-Equipment	2,000.00	2,000.00	0.00	0.00	0.00	0.00	2,000.00	0
35500	Travel	500.00	500.00	0.00	0.00	0.00	0.00	500.00	0
39900	Other Contracted Services	20,000.00	40,000.00	470.00	31,286.55	0.00	0.00	8,713.45	78
49900	Other Supplies & Materials	5,000.00	5,000.00	152.50	3,976.27	123.00	0.00	900.73	82
52400	In-Service/Staff Development	4,000.00	4,000.00	235.98	2,031.26	0.00	0.00	1,968.74	51
73500	Health Equipment	5,000.00	5,000.00	0.00	1,202.46	0.00	0.00	3,797.54	24
TOTALS:	Function: 72120 - Health Services	1,255,872.00	1,258,818.00	92,900.95	774,762.46	123.00	0.00	483,932.54	62

COLLIERVILLE SCHOOLS

Page: 7 of 23
04/12/2022
9:28:18 AM

EXPENSES BY FUNCTION

BATCH QUEUE ID 491352
FOR MARCH, 2022

Report Code: BAT_GL_TEMPLATE

FUNCTION : 72130 - OTHER STUDENT SUPPORT

OBJECT	DESCRIPTION	BUDGET AMOUNT	ADJUSTED BUDGET	CURRENT ACTIVITY	YTD ACTIVITY	ENCUMBRANCE	REQUISITION	UNENCUMBERED BALANCE	PERCENT ENCMBRD
12300	Guidance Personnel	1,627,918.00	1,627,918.00	122,981.01	1,067,239.14	0.00	0.00	560,678.86	66
18900	Other Salaries & Wages	190,000.00	304,000.00	9,921.35	194,742.35	0.00	0.00	109,257.65	64
20100	Social Security	112,711.00	112,711.00	7,606.58	73,527.65	0.00	0.00	39,183.35	65
20400	State Retirement	186,700.00	186,700.00	12,540.71	117,194.80	0.00	0.00	69,505.20	63
20600	Life Insurance	4,743.00	4,743.00	475.38	3,565.35	0.00	0.00	1,177.65	75
20700	Medical Insurance	174,245.00	174,245.00	18,416.76	137,652.62	0.00	0.00	36,592.38	79
21200	Employer Medicare	26,360.00	26,360.00	1,778.96	17,195.93	0.00	0.00	9,164.07	65
21700	Retirement - Hybrid Stabilization	4,160.00	7,600.00	674.55	7,058.12	0.00	0.00	541.88	93
32200	Evaluation & Testing	102,400.00	102,400.00	0.00	89,109.41	8,019.00	0.00	5,271.59	95
49900	Other Supplies & Materials	1,500.00	1,500.00	0.00	1,341.91	123.09	0.00	35.00	98
52400	In-Service/Staff Development	20,000.00	20,000.00	0.00	4,839.48	0.00	0.00	15,160.52	24
59900	Other Charges	4,500.00	4,500.00	0.00	2,457.00	0.00	0.00	2,043.00	55
TOTALS:	Function: 72130 - Other Student Support	2,455,237.00	2,572,677.00	174,395.30	1,715,923.76	8,142.09	0.00	848,611.15	67

COLLIERVILLE SCHOOLS

EXPENSES BY FUNCTION

Report Code: BAT_GL_TEMPLATE

BATCH QUEUE ID 491352

FOR MARCH, 2022

Page: 8 of 23

04/12/2022

9:28:18 AM

FUNCTION : 72210 - REGULAR INSTRUCTION PROGRAM SUPPORT

OBJECT	DESCRIPTION	BUDGET AMOUNT	ADJUSTED BUDGET	CURRENT ACTIVITY	YTD ACTIVITY	ENCUMBRANCE	REQUISITION	UNENCUMBERED BALANCE	PERCENT ENCMBRD
10500	Supervisor/Director	621,667.00	585,130.00	45,271.52	396,107.95	0.00	0.00	189,022.05	68
11700	Career Ladder	11,000.00	11,000.00	0.00	4,500.00	0.00	0.00	6,500.00	41
12900	Librarian(s)	648,164.00	648,164.00	47,026.73	406,168.60	0.00	0.00	241,995.40	63
13700	Education Media Personnel	60,130.00	60,130.00	4,625.23	43,939.70	0.00	0.00	16,190.30	73
16100	Secretary(s)	32,491.00	54,152.00	4,165.54	34,573.97	0.00	0.00	19,578.03	64
16200	Clerical Personnel	44,852.00	40,549.00	3,119.15	32,481.38	0.00	0.00	8,067.62	80
18900	Other Salaries & Wages	12,500.00	12,500.00	1,250.00	6,875.00	0.00	0.00	5,625.00	55
19600	In-Service Training	15,000.00	15,000.00	0.00	14,417.94	0.00	0.00	582.06	96
20100	Social Security	89,640.00	88,451.00	6,145.86	55,232.87	0.00	0.00	33,218.13	62
20400	State Retirement	147,498.00	145,378.00	9,783.93	86,317.64	0.00	0.00	59,060.36	59
20600	Life Insurance	5,145.00	5,145.00	402.90	2,923.71	0.00	0.00	2,221.29	57
20700	Medical Insurance	118,354.00	118,354.00	12,467.42	94,077.00	0.00	0.00	24,277.00	79
21200	Employer Medicare	20,964.00	20,686.00	1,437.33	12,917.33	0.00	0.00	7,768.67	62
21700	Retirement - Hybrid Stabilization	6,045.00	8,610.00	624.58	5,841.30	0.00	0.00	2,768.70	68
30700	Communication	0.00	1,500.00	0.00	700.53	799.47	0.00	0.00	100
30800	Consultants	40,000.00	40,000.00	0.00	3,000.00	8,000.00	0.00	29,000.00	28
33600	Maint & Repair-Equipment	2,000.00	0.00	0.00	0.00	0.00	0.00	0.00	0
39900	Other Contracted Services	0.00	3,000.00	0.00	1,988.00	0.00	0.00	1,012.00	66
43200	Library Books/Media	93,000.00	93,000.00	9,101.85	73,602.28	13,662.39	0.00	5,735.33	94
49900	Other Supplies & Materials	10,800.00	11,535.00	655.41	6,596.02	4,504.79	0.00	434.19	96
52400	In-Service/Staff Development	25,000.00	22,000.00	-356.63	8,068.17	920.00	0.00	13,011.83	41
59900	Other Charges	16,000.00	16,000.00	1,830.75	8,347.02	2,981.47	0.00	4,671.51	71
79000	Other Equipment	15,000.00	15,000.00	1,682.79	10,725.04	4,116.00	0.00	158.96	99
TOTALS:	Function: 72210 - Regular Instruction Program Support	2,035,250.00	2,015,284.00	149,234.36	1,309,401.45	34,984.12	0.00	670,898.43	67

COLLIERVILLE SCHOOLS

Page: 9 of 23
 04/12/2022
 9:28:18 AM

Report Code: BAT_GL_TEMPLATE

BATCH QUEUE ID 491352
 FOR MARCH, 2022

FUNCTION : 72215 - ALTERNATIVE INSTRUCTION PROGRAM SUPPORT

OBJECT	DESCRIPTION	BUDGET AMOUNT	ADJUSTED BUDGET	CURRENT ACTIVITY	YTD ACTIVITY	ENCUMBRANCE	REQUISITION	UNENCUMBERED BALANCE	PERCENT ENCMBRD
52400	In-Service/Staff Development	2,553.00	2,553.00	0.00	0.00	0.00	0.00	2,553.00	0
TOTALS:	Function: 72215 - Alternative Instruction Program Support	2,553.00	2,553.00	0.00	0.00	0.00	0.00	2,553.00	0

COLLIERVILLE SCHOOLS

EXPENSES BY FUNCTION

Report Code: BAT_GL_TEMPLATE

BATCH QUEUE ID 491352

FOR MARCH, 2022

Page: 10 of 23

04/12/2022

9:28:18 AM

FUNCTION : 72220 - SPECIAL EDUCATION PROGRAM SUPPORT

OBJECT	DESCRIPTION	BUDGET AMOUNT	ADJUSTED BUDGET	CURRENT ACTIVITY	YTD ACTIVITY	ENCUMBRANCE	REQUISITION	UNENCUMBERED BALANCE	PERCENT ENCMBRD
10500	Supervisor/Director	186,075.00	258,476.00	24,945.00	180,529.31	0.00	0.00	77,946.69	70
11700	Career Ladder	4,000.00	1,000.00	0.00	500.00	0.00	0.00	500.00	50
12400	Psychological Personnel	338,652.00	338,652.00	26,050.16	233,618.25	0.00	0.00	105,033.75	69
16200	Clerical Personnel	353,256.00	372,774.00	35,407.73	264,362.78	0.00	0.00	108,411.22	71
18902	OTPT	413,952.00	413,952.00	29,929.64	266,474.94	0.00	0.00	147,477.06	64
18903	Physical Therapist	81,168.00	81,168.00	6,243.69	53,071.40	0.00	0.00	28,096.60	65
18905	Behavior Learning Coach	78,233.00	26,678.00	0.00	26,677.50	0.00	0.00	0.50	100
20100	Social Security	90,231.00	92,547.00	6,829.77	58,418.66	0.00	0.00	34,128.34	63
20400	State Retirement	146,390.00	150,058.00	10,611.94	90,638.80	0.00	0.00	59,419.20	60
20600	Life Insurance	3,500.00	3,500.00	452.22	3,275.63	0.00	0.00	224.37	94
20700	Medical Insurance	129,768.00	135,000.00	19,401.88	130,407.52	0.00	0.00	4,592.48	97
21200	Employer Medicare	21,101.00	21,643.00	1,626.63	13,840.57	0.00	0.00	7,802.43	64
21700	Retirement - Hybrid Stabilization	9,400.00	10,358.00	962.90	7,260.07	0.00	0.00	3,097.93	70
30800	Consultants	20,000.00	20,000.00	588.34	6,866.08	0.00	0.00	13,133.92	34
35500	Travel	4,000.00	4,000.00	252.41	1,636.75	0.00	0.00	2,363.25	41
39900	Other Contracted Services	96,000.00	177,670.00	7,710.00	86,475.00	0.00	0.00	91,195.00	49
49900	Other Supplies & Materials	7,900.00	7,900.00	850.12	7,695.00	0.00	0.00	205.00	97
52400	In-Service/Staff Development	15,000.00	13,000.00	0.00	2,230.95	200.00	0.00	10,569.05	19
59900	Other Charges	345.00	2,345.00	0.00	1,000.00	0.00	0.00	1,345.00	43
79000	Other Equipment	20,000.00	20,000.00	0.00	9,313.89	369.99	0.00	10,316.12	48
TOTALS:	Function: 72220 - Special Education Program Support	2,018,971.00	2,150,721.00	171,862.43	1,444,293.10	569.99	0.00	705,857.91	67

COLLIERVILLE SCHOOLS

EXPENSES BY FUNCTION

Report Code: BAT_GL_TEMPLATE

BATCH QUEUE ID 491352

FOR MARCH, 2022

FUNCTION : 72250 - TECHNOLOGY

Page: 11 of 23

04/12/2022

9:28:18 AM

OBJECT	DESCRIPTION	BUDGET AMOUNT	ADJUSTED BUDGET	CURRENT ACTIVITY	YTD ACTIVITY	ENCUMBRANCE	REQUISITION	UNENCUMBERED BALANCE	PERCENT ENCMBRD
10500	Supervisor/Director	745,042.00	745,042.00	58,187.50	550,702.25	0.00	0.00	194,339.75	74
13800	Instru Computer Personnel	631,463.00	631,463.00	49,498.95	441,324.39	0.00	0.00	190,138.61	70
16200	Clerical Personnel	49,720.00	49,720.00	3,824.61	36,333.87	0.00	0.00	13,386.13	73
18900	Other Salaries & Wages	621,196.00	621,196.00	47,563.31	446,057.20	0.00	0.00	175,138.80	72
20100	Social Security	126,940.00	126,940.00	9,217.79	86,155.43	0.00	0.00	40,784.57	68
20400	State Retirement	204,433.00	204,433.00	13,789.45	127,521.15	0.00	0.00	76,911.85	62
20600	Life Insurance	6,200.00	6,200.00	618.42	4,612.99	0.00	0.00	1,587.01	74
20700	Medical Insurance	210,000.00	210,000.00	18,976.46	154,636.26	0.00	0.00	55,363.74	74
21200	Employer Medicare	29,688.00	29,688.00	2,155.78	20,148.99	0.00	0.00	9,539.01	68
21700	Retirement - Hybrid Stabilization	16,900.00	18,900.00	1,400.26	13,093.90	0.00	0.00	5,806.10	69
30700	Communication	105,000.00	119,000.00	6,128.51	79,803.63	27,654.99	0.00	11,541.38	90
30800	Consultants	79,700.00	79,700.00	0.00	13,600.00	2,600.00	0.00	63,500.00	20
33600	Maint & Repair-Equipment	100,000.00	100,000.00	12,541.65	40,839.35	50,529.49	0.00	8,631.16	91
35000	Internet Connectivity	487,200.00	473,200.00	24,931.80	178,605.80	115,588.81	0.00	179,005.39	62
35500	Travel	1,000.00	1,000.00	0.00	11.59	0.00	0.00	988.41	1
39900	Other Contracted Services	39,175.00	39,175.00	0.00	300.00	0.00	0.00	38,875.00	1
43500	Office Supplies	3,500.00	3,500.00	18.02	805.13	903.03	183.93	1,607.91	54
47000	Cabling	13,500.00	13,500.00	0.00	2,868.00	6,611.00	0.00	4,021.00	70
47100	Software	661,850.00	665,437.00	0.00	467,605.10	2,500.00	0.00	195,331.90	71
49900	Other Supplies & Materials	18,500.00	18,500.00	369.91	2,576.64	1,293.59	0.00	14,629.77	21
52400	In-Service/Staff Development	79,100.00	79,100.00	3,989.06	35,729.00	0.00	0.00	43,371.00	45
59900	Other Charges	87,600.00	103,600.00	0.00	80,842.20	0.00	0.00	22,757.80	78
70100	Administration Equipment	141,000.00	141,000.00	49.00	39,385.99	96,766.25	0.00	4,847.76	97
79000	Other Equipment	164,632.00	164,632.00	0.00	21,262.87	47,731.97	0.00	95,637.16	42
79010	Technology Replacement Equipment	5,000.00	5,000.00	0.00	0.00	4,992.00	0.00	8.00	100
TOTALS:	Function: 72250 - Technology	4,628,339.00	4,649,926.00	253,260.48	2,844,821.73	357,171.13	183.93	1,447,749.21	69

COLLIERVILLE SCHOOLS

EXPENSES BY FUNCTION

Report Code: BAT_GL_TEMPLATE

BATCH QUEUE ID 491352

FOR MARCH, 2022

FUNCTION : 72310 - BOARD OF EDUCATION

Page: 12 of 23

04/12/2022

9:28:18 AM

OBJECT	DESCRIPTION	BUDGET AMOUNT	ADJUSTED BUDGET	CURRENT ACTIVITY	YTD ACTIVITY	ENCUMBRANCE	REQUISITION	UNENCUMBERED BALANCE	PERCENT ENCMBRD
18900	Other Salaries & Wages	26,300.00	26,300.00	2,256.19	18,804.36	0.00	0.00	7,495.64	71
20100	Social Security	1,631.00	1,631.00	139.90	1,166.05	0.00	0.00	464.95	71
20600	Life Insurance	7,200.00	7,200.00	1,608.87	5,539.99	0.00	0.00	1,660.01	77
20700	Medical Insurance	592,000.00	592,000.00	104,962.36	474,305.84	0.00	0.00	117,694.16	80
21200	Employer Medicare	381.00	381.00	32.70	272.65	0.00	0.00	108.35	72
21500	Contributions for OPEB	200,000.00	200,000.00	0.00	200,000.00	0.00	0.00	0.00	100
30500	Audit Services	67,850.00	67,850.00	0.00	51,550.00	0.00	0.00	16,300.00	76
32000	Dues & Memberships	8,400.00	8,400.00	8,228.00	8,228.00	0.00	0.00	172.00	98
33100	Legal Services	100,000.00	100,000.00	1,855.00	49,363.79	0.00	0.00	50,636.21	49
39900	Other Contracted Services	8,000.00	8,000.00	0.00	6,500.00	0.00	0.00	1,500.00	81
49900	Other Supplies & Materials	600.00	600.00	0.00	0.00	0.00	0.00	600.00	0
50500	Judgments	90,000.00	84,156.00	0.00	0.00	0.00	0.00	84,156.00	0
50600	Liability Insurance	115,649.00	135,649.00	0.00	132,958.00	0.00	0.00	2,691.00	98
50800	Premium on Corporate Surety Bonds	9,000.00	9,000.00	0.00	0.00	0.00	0.00	9,000.00	0
51300	On the Job Injuries	150,201.00	150,201.00	0.00	120,740.00	0.00	0.00	29,461.00	80
52400	In-Service/Staff Development	15,000.00	15,000.00	621.68	5,242.22	0.00	0.00	9,757.78	35
59900	Other Charges	522,069.00	522,069.00	84.27	517,934.28	0.00	0.00	4,134.72	99
TOTALS:	Function: 72310 - Board of Education	1,914,281.00	1,928,437.00	119,788.97	1,592,605.18	0.00	0.00	335,831.82	83

COLLIERVILLE SCHOOLS

EXPENSES BY FUNCTION

Report Code: BAT_GL_TEMPLATE

BATCH QUEUE ID 491352

FOR MARCH, 2022

FUNCTION : 72320 - DIRECTOR OF SCHOOLS

Page: 13 of 23

04/12/2022

9:28:18 AM

OBJECT	DESCRIPTION	BUDGET AMOUNT	ADJUSTED BUDGET	CURRENT ACTIVITY	YTD ACTIVITY	ENCUMBRANCE	REQUISITION	UNENCUMBERED BALANCE	PERCENT ENCMBRD
10100	County Official/Administrative Officer	192,215.00	192,215.00	14,662.89	139,295.63	0.00	0.00	52,919.37	72
16100	Secretary(s)	68,916.00	68,916.00	5,449.76	51,054.83	0.00	0.00	17,861.17	74
18900	Other Salaries & Wages	15,000.00	15,000.00	0.00	0.00	0.00	0.00	15,000.00	0
20100	Social Security	17,120.00	17,120.00	1,180.09	7,892.52	0.00	0.00	9,227.48	46
20400	State Retirement	27,759.00	27,759.00	2,022.54	19,146.68	0.00	0.00	8,612.32	69
20600	Life Insurance	730.00	730.00	58.46	438.45	0.00	0.00	291.55	60
20700	Medical Insurance	29,994.00	29,994.00	2,356.36	17,672.70	0.00	0.00	12,321.30	59
21200	Employer Medicare	4,004.00	4,004.00	275.98	2,643.74	0.00	0.00	1,360.26	66
29900	Other Fringe Benefits	5,400.00	5,400.00	424.38	4,022.67	0.00	0.00	1,377.33	74
32000	Dues & Memberships	14,945.00	14,945.00	150.00	12,467.00	0.00	0.00	2,478.00	83
34800	Postal Charges	5,000.00	5,000.00	701.70	3,803.93	0.00	0.00	1,196.07	76
39900	Other Contracted Services	8,000.00	8,000.00	0.00	0.00	0.00	0.00	8,000.00	0
43500	Office Supplies	3,500.00	3,500.00	364.76	1,728.66	133.14	0.00	1,638.20	53
52400	In-Service/Staff Development	10,000.00	10,000.00	1,932.63	5,751.73	0.00	0.00	4,248.27	58
59900	Other Charges	41,475.00	41,475.00	150.00	35,943.35	0.00	0.00	5,531.65	87
70100	Administration Equipment	7,000.00	7,000.00	289.00	4,734.00	0.00	0.00	2,266.00	68
TOTALS:	Function: 72320 - Director of Schools	451,058.00	451,058.00	30,018.35	306,595.89	133.14	0.00	144,328.97	68

COLLIERVILLE SCHOOLS

EXPENSES BY FUNCTION

Report Code: BAT_GL_TEMPLATE

BATCH QUEUE ID 491352

FOR MARCH, 2022

FUNCTION : 72410 - OFFICE OF THE PRINCIPAL

Page: 14 of 23

04/12/2022

9:28:18 AM

OBJECT	DESCRIPTION	BUDGET AMOUNT	ADJUSTED BUDGET	CURRENT ACTIVITY	YTD ACTIVITY	ENCUMBRANCE	REQUISITION	UNENCUMBERED BALANCE	PERCENT ENCMBRD
10401	Assistant Principals	2,107,973.00	2,107,973.00	151,517.94	1,366,868.52	0.00	0.00	741,104.48	65
10402	Elem/Md Principals	867,445.00	867,445.00	67,207.25	638,468.72	0.00	0.00	228,976.28	74
10403	HIGH SCHOOL PRINCIPAL	122,400.00	122,400.00	9,415.39	89,446.14	0.00	0.00	32,953.86	73
10405	HS Asst Principal 12 months	189,241.00	185,228.00	14,386.24	134,876.17	0.00	0.00	50,351.83	73
10406	CVA Principal	0.00	101,492.00	7,807.08	74,167.26	0.00	0.00	27,324.74	73
10409	CVA Asst Principal	0.00	97,591.00	7,526.21	71,249.27	0.00	0.00	26,341.73	73
11700	Career Ladder	7,000.00	7,000.00	0.00	3,000.00	0.00	0.00	4,000.00	43
16100	Secretary(s)	438,150.00	473,392.00	41,326.80	338,825.83	0.00	0.00	134,566.17	72
16200	Clerical Personnel	732,255.00	732,255.00	68,770.34	517,787.25	0.00	0.00	214,467.75	71
18900	Other Salaries & Wages	26,668.00	26,668.00	3,081.00	18,213.00	0.00	0.00	8,455.00	68
20100	Social Security	278,450.00	292,730.00	21,235.27	188,465.03	0.00	0.00	104,264.97	64
20400	State Retirement	428,883.00	471,665.00	35,465.70	313,729.68	0.00	0.00	157,935.32	67
20600	Life Insurance	15,957.00	15,957.00	1,352.86	10,186.13	0.00	0.00	5,770.87	64
20700	Medical Insurance	579,791.00	579,791.00	55,519.18	423,283.38	0.00	0.00	156,507.62	73
21200	Employer Medicare	65,121.00	68,461.00	4,966.33	44,076.71	0.00	0.00	24,384.29	64
21700	Retirement - Hybrid Stabilization	9,250.00	12,216.00	1,140.01	8,907.33	0.00	0.00	3,308.67	73
35500	Travel	7,300.00	8,005.00	7,410.00	7,410.00	0.00	0.00	595.00	93
52400	In-Service/Staff Development	76,000.00	76,000.00	18,020.00	21,592.11	0.00	0.00	54,407.89	28
TOTALS:	Function: 72410 - Office of the Principal	5,951,884.00	6,246,269.00	516,147.60	4,270,552.53	0.00	0.00	1,975,716.47	68

COLLIERVILLE SCHOOLS

EXPENSES BY FUNCTION

Report Code: BAT_GL_TEMPLATE

BATCH QUEUE ID 491352

FOR MARCH, 2022

FUNCTION : 72510 - FISCAL SERVICES

Page: 15 of 23

04/12/2022

9:28:18 AM

OBJECT	DESCRIPTION	BUDGET AMOUNT	ADJUSTED BUDGET	CURRENT ACTIVITY	YTD ACTIVITY	ENCUMBRANCE	REQUISITION	UNENCUMBERED BALANCE	PERCENT ENCMBRD
10500	Supervisor/Director	123,435.00	125,256.00	9,635.08	91,533.26	0.00	0.00	33,722.74	73
11900	Accountants/Bookkeepers	204,527.00	267,109.00	19,290.52	210,053.19	0.00	0.00	57,055.81	79
16100	Secretary(s)	66,219.00	65,577.00	5,044.39	47,921.64	0.00	0.00	17,655.36	73
18900	Other Salaries & Wages	53,000.00	54,060.00	4,158.46	39,505.37	0.00	0.00	14,554.63	73
18906	Business Info Systems Specialist	67,886.00	69,249.00	5,326.81	50,604.69	0.00	0.00	18,644.31	73
18912	Other Salaries - Finance	0.00	1,500.00	0.00	1,500.00	0.00	0.00	0.00	100
20100	Social Security	32,000.00	36,038.00	2,582.51	26,522.53	0.00	0.00	9,515.47	74
20400	State Retirement	48,644.00	54,638.00	3,651.42	37,476.02	0.00	0.00	17,161.98	69
20600	Life Insurance	1,688.00	1,688.00	161.52	1,243.19	0.00	0.00	444.81	74
20700	Medical Insurance	54,000.00	54,000.00	3,940.14	30,883.33	0.00	0.00	23,116.67	57
21200	Employer Medicare	7,553.00	8,428.00	603.96	6,202.63	0.00	0.00	2,225.37	74
21700	Retirement - Hybrid Stabilization	3,000.00	4,978.00	355.66	3,443.16	0.00	0.00	1,534.84	69
32000	Dues & Memberships	3,485.00	3,485.00	0.00	945.00	0.00	0.00	2,540.00	27
35500	Travel	100.00	1,200.00	0.00	0.00	0.00	0.00	1,200.00	0
39900	Other Contracted Services	204,950.00	183,850.00	10,161.50	153,113.93	404.00	0.00	30,332.07	84
43500	Office Supplies	3,600.00	9,600.00	823.82	4,990.07	295.65	0.00	4,314.28	55
49900	Other Supplies & Materials	4,420.00	4,420.00	0.00	399.95	0.00	0.00	4,020.05	9
52400	In-Service/Staff Development	22,600.00	22,600.00	2,535.00	16,813.83	0.00	0.00	5,786.17	74
59900	Other Charges	400.00	400.00	0.00	42.00	0.00	0.00	358.00	11
70100	Administration Equipment	13,700.00	22,700.00	3,539.38	20,464.76	0.00	0.00	2,235.24	90
TOTALS:	Function: 72510 - Fiscal Services	915,207.00	990,776.00	71,810.17	743,658.55	699.65	0.00	246,417.80	75

COLLIERVILLE SCHOOLS

Page: 16 of 23
04/12/2022
9:28:18 AM

EXPENSES BY FUNCTION

Report Code: BAT_GL_TEMPLATE

BATCH QUEUE ID 491352

FOR MARCH, 2022

FUNCTION : 72520 - HUMAN RESOURCES/PERSONNEL

OBJECT	DESCRIPTION	BUDGET AMOUNT	ADJUSTED BUDGET	CURRENT ACTIVITY	YTD ACTIVITY	ENCUMBRANCE	REQUISITION	UNENCUMBERED BALANCE	PERCENT ENCMBRD
10500	Supervisor/Director	282,827.00	227,221.00	17,485.23	166,022.68	0.00	0.00	61,198.32	73
16200	Clerical Personnel	49,584.00	49,584.00	1,839.63	8,935.26	0.00	0.00	40,648.74	18
18900	Other Salaries & Wages	0.00	0.00	0.00	3,838.16	0.00	0.00	-3,838.16	0
18907	Benefits Analyst	79,809.00	81,405.00	6,261.93	59,488.25	0.00	0.00	21,916.75	73
18909	Human Resources Technician	67,565.00	68,916.00	5,301.23	50,361.70	0.00	0.00	18,554.30	73
20100	Social Security	29,929.00	29,929.00	1,796.56	17,021.64	0.00	0.00	12,907.36	57
20400	State Retirement	47,837.00	47,837.00	3,019.81	28,178.24	0.00	0.00	19,658.76	59
20600	Life Insurance	1,100.00	1,100.00	121.34	858.57	0.00	0.00	241.43	78
20700	Medical Insurance	40,000.00	40,000.00	2,868.40	21,513.00	0.00	0.00	18,487.00	54
21000	Unemployment Compensation	36,000.00	36,000.00	5,019.82	6,186.70	0.00	0.00	29,813.30	17
21200	Employer Medicare	7,000.00	7,000.00	420.17	3,980.90	0.00	0.00	3,019.10	57
21700	Retirement - Hybrid Stabilization	1,600.00	1,600.00	33.66	191.94	0.00	0.00	1,408.06	12
29900	Other Fringe Benefits	9,644.00	9,644.00	607.75	5,469.75	0.00	0.00	4,174.25	57
32000	Dues & Memberships	1,700.00	1,700.00	0.00	923.00	0.00	0.00	777.00	54
35500	Travel	500.00	500.00	0.00	0.00	0.00	0.00	500.00	0
39900	Other Contracted Services	63,064.00	63,064.00	3,001.15	18,528.45	0.00	0.00	44,535.55	29
41100	Data Processing Supplies	4,000.00	4,000.00	0.00	1,800.35	2,180.35	0.00	19.30	100
43500	Office Supplies	4,000.00	4,000.00	73.82	2,456.20	837.46	0.00	706.34	82
52400	In-Service/Staff Development	32,450.00	28,450.00	150.00	5,166.89	0.00	0.00	23,283.11	18
70100	Administration Equipment	8,500.00	12,500.00	5,681.01	9,082.29	2,351.23	0.00	1,066.48	91
TOTALS:	Function: 72520 - Human Resources/Personnel	767,109.00	714,450.00	53,681.51	410,003.97	5,369.04	0.00	299,076.99	58

COLLIERVILLE SCHOOLS

EXPENSES BY FUNCTION

Report Code: BAT_GL_TEMPLATE

BATCH QUEUE ID 491352

FOR MARCH, 2022

FUNCTION : 72610 - OPERATION OF PLANT

Page: 17 of 23
04/12/2022
9:28:18 AM

OBJECT	DESCRIPTION	BUDGET AMOUNT	ADJUSTED BUDGET	CURRENT ACTIVITY	YTD ACTIVITY	ENCUMBRANCE	REQUISITION	UNENCUMBERED BALANCE	PERCENT ENCMBRD
16600	Custodial Personnel	588,109.00	588,109.00	45,159.79	432,349.80	0.00	0.00	155,759.20	74
20100	Social Security	36,462.00	36,462.00	2,448.70	24,190.58	0.00	0.00	12,271.42	66
20400	State Retirement	55,283.00	55,283.00	3,674.97	35,173.34	0.00	0.00	20,109.66	64
20600	Life Insurance	1,745.00	1,745.00	164.78	1,235.85	0.00	0.00	509.15	71
20700	Medical Insurance	108,948.00	108,948.00	12,033.30	90,249.75	0.00	0.00	18,698.25	83
21200	Employer Medicare	8,528.00	8,528.00	572.69	5,657.58	0.00	0.00	2,870.42	66
21700	Retirement - Hybrid Stabilization	5,750.00	5,750.00	467.82	4,487.00	0.00	0.00	1,263.00	78
32800	Janitorial Services	2,500,000.00	2,500,000.00	173,816.92	1,391,253.36	0.00	0.00	1,108,746.64	56
39900	Other Contracted Services	441,500.00	441,500.00	18,974.75	235,880.16	10,485.00	0.00	195,134.84	56
41000	Custodial Supplies	25,000.00	25,000.00	716.59	17,079.48	1,465.87	0.00	6,454.65	74
41500	Electricity	2,135,000.00	2,135,000.00	179,137.49	1,300,957.91	0.00	0.00	834,042.09	61
49900	Other Supplies & Materials	10,000.00	10,000.00	0.00	0.00	0.00	0.00	10,000.00	0
50200	Building & Content Insurance	300,000.00	280,000.00	0.00	221,082.00	0.00	0.00	58,918.00	79
52400	In-Service/Staff Development	1,000.00	1,000.00	0.00	0.00	0.00	0.00	1,000.00	0
59900	Other Charges	34,000.00	34,000.00	0.00	9,163.00	4,207.31	0.00	20,629.69	39
72000	Plant Operation Equipment	10,000.00	10,000.00	119.88	981.97	0.00	0.00	9,018.03	10
TOTALS:	Function: 72610 - Operation of Plant	6,261,325.00	6,241,325.00	437,287.68	3,769,741.78	16,158.18	0.00	2,455,425.04	61

COLLIERVILLE SCHOOLS

EXPENSES BY FUNCTION

Report Code: BAT_GL_TEMPLATE

BATCH QUEUE ID 491352

FOR MARCH, 2022

FUNCTION : 72620 - MAINTENANCE OF PLANT

Page: 18 of 23
04/12/2022
9:28:18 AM

OBJECT	DESCRIPTION	BUDGET AMOUNT	ADJUSTED BUDGET	CURRENT ACTIVITY	YTD ACTIVITY	ENCUMBRANCE	REQUISITION	UNENCUMBERED BALANCE	PERCENT ENCMBRD
10500	Supervisor/Director	199,181.00	199,181.00	15,321.62	145,555.39	0.00	0.00	53,625.61	73
16100	Secretary(s)	54,152.00	54,152.00	4,165.54	39,572.63	0.00	0.00	14,579.37	73
16700	Maintenance Personnel	458,239.00	458,239.00	34,864.54	331,794.41	0.00	0.00	126,444.59	72
20100	Social Security	44,117.00	44,117.00	3,064.92	29,778.26	0.00	0.00	14,338.74	67
20400	State Retirement	66,888.00	66,888.00	3,989.96	37,946.33	0.00	0.00	28,941.67	57
20600	Life Insurance	1,519.00	1,519.00	199.00	1,492.50	0.00	0.00	26.50	98
20700	Medical Insurance	92,600.00	92,600.00	10,111.06	75,832.95	0.00	0.00	16,767.05	82
21200	Employer Medicare	10,318.00	10,318.00	716.80	6,964.37	0.00	0.00	3,353.63	67
21700	Retirement - Hybrid Stabilization	11,000.00	12,000.00	918.40	8,735.44	0.00	0.00	3,264.56	73
33500	Maint & Repair-Building	400,000.00	400,000.00	14,193.60	170,165.77	70,721.37	0.00	159,112.86	60
33600	Maint & Repair-Equipment	150,000.00	150,000.00	495.00	32,048.50	23,165.41	0.00	94,786.09	37
39900	Other Contracted Services	133,500.00	130,500.00	1,240.00	21,548.81	0.00	0.00	108,951.19	17
49900	Other Supplies & Materials	2,000.00	2,000.00	164.95	1,232.73	401.95	0.00	365.32	82
52400	In-Service/Staff Development	15,280.00	15,280.00	0.00	1,531.71	0.00	0.00	13,748.29	10
59900	Other Charges	8,000.00	11,000.00	547.00	8,574.13	24.50	0.00	2,401.37	78
70100	Administration Equipment	5,000.00	5,000.00	4,054.42	4,574.08	243.88	0.00	182.04	96
71700	Maintenance Equipment	60,000.00	60,000.00	646.92	5,299.41	43,830.07	0.00	10,870.52	82
TOTALS:	Function: 72620 - Maintenance of Plant	1,711,794.00	1,712,794.00	94,693.73	922,647.42	138,387.18	0.00	651,759.40	62

COLLIERVILLE SCHOOLS

EXPENSES BY FUNCTION

Report Code: BAT_GL_TEMPLATE

BATCH QUEUE ID 491352

FOR MARCH, 2022

FUNCTION : 72710 - TRANSPORTATION

Page: 19 of 23

04/12/2022

9:28:18 AM

OBJECT	DESCRIPTION	BUDGET AMOUNT	ADJUSTED BUDGET	CURRENT ACTIVITY	YTD ACTIVITY	ENCUMBRANCE	REQUISITION	UNENCUMBERED BALANCE	PERCENT ENCMBRD
10500	Supervisor/Director	83,393.00	83,393.00	6,688.81	64,542.69	0.00	0.00	18,850.31	77
16200	Clerical Personnel	47,803.00	47,803.00	3,677.15	35,259.23	0.00	0.00	12,543.77	74
18900	Other Salaries & Wages	117,187.00	117,187.00	9,014.39	85,677.88	0.00	0.00	31,509.12	73
20100	Social Security	10,229.00	10,229.00	703.84	6,881.39	0.00	0.00	3,347.61	67
20400	State Retirement	15,509.00	15,509.00	1,094.48	10,431.21	0.00	0.00	5,077.79	67
20600	Life Insurance	700.00	700.00	49.66	372.45	0.00	0.00	327.55	53
20700	Medical Insurance	26,000.00	26,000.00	2,568.90	19,266.75	0.00	0.00	6,733.25	74
21200	Employer Medicare	3,602.00	3,602.00	261.58	2,545.22	0.00	0.00	1,056.78	71
21700	Retirement - Hybrid Stabilization	1,000.00	1,000.00	80.84	768.74	0.00	0.00	231.26	77
31200	Contracts w Private Agencies	4,108,671.00	4,108,671.00	229,651.79	1,321,634.31	0.00	0.00	2,787,036.69	32
35500	Travel	2,000.00	2,000.00	106.62	922.42	0.00	0.00	1,077.58	46
39900	Other Contracted Services	49,100.00	49,100.00	0.00	26,556.58	0.00	0.00	22,543.42	54
41200	Diesel Fuel	532,500.00	532,500.00	59,469.14	305,514.94	0.00	0.00	226,985.06	57
42500	Gasoline	17,000.00	17,000.00	1,463.87	8,668.12	0.00	0.00	8,331.88	51
49900	Other Supplies & Materials	1,200.00	1,200.00	163.70	543.97	14.00	0.00	642.03	46
52400	In-Service/Staff Development	3,300.00	1,300.00	0.00	0.00	0.00	0.00	1,300.00	0
59900	Other Charges	3,200.00	3,200.00	0.00	321.92	0.00	0.00	2,878.08	10
70100	Administration Equipment	2,000.00	4,000.00	864.87	864.87	0.00	0.00	3,135.13	22
TOTALS:	Function: 72710 - Transportation	5,024,394.00	5,024,394.00	315,859.64	1,890,772.69	14.00	0.00	3,133,607.31	38

COLLIERVILLE SCHOOLS

Report Code: BAT_GL_TEMPLATE

BATCH QUEUE ID 491352

FOR MARCH, 2022

FUNCTION : 72810 - CENTRAL AND OTHER

OBJECT	DESCRIPTION	BUDGET AMOUNT	ADJUSTED BUDGET	CURRENT ACTIVITY	YTD ACTIVITY	ENCUMBRANCE	REQUISITION	UNENCUMBERED BALANCE	PERCENT ENCMBRD
10500	Supervisor/Director	131,385.00	131,385.00	10,106.54	96,012.13	0.00	0.00	35,372.87	73
16100	Secretary(s)	49,283.00	49,283.00	3,791.01	36,173.85	0.00	0.00	13,109.15	73
18900	Other Salaries & Wages	162,811.00	162,811.00	12,467.57	111,297.19	0.00	0.00	51,513.81	68
20100	Social Security	21,296.00	21,296.00	1,550.50	14,450.96	0.00	0.00	6,845.04	68
20400	State Retirement	34,847.00	34,847.00	2,494.89	23,102.69	0.00	0.00	11,744.31	66
20600	Life Insurance	963.00	963.00	103.38	728.23	0.00	0.00	234.77	76
20700	Medical Insurance	20,569.00	20,569.00	2,742.48	20,481.98	0.00	0.00	87.02	100
21200	Employer Medicare	4,980.00	4,980.00	362.62	3,379.64	0.00	0.00	1,600.36	68
21700	Retirement - Hybrid Stabilization	1,200.00	1,200.00	109.10	879.78	0.00	0.00	320.22	73
35500	Travel	1,200.00	1,200.00	113.11	313.59	0.00	0.00	886.41	26
39900	Other Contracted Services	65,600.00	65,600.00	1,096.21	46,377.71	0.00	0.00	19,222.29	71
43500	Office Supplies	19,000.00	16,000.00	337.00	8,701.51	23.38	0.00	7,275.11	55
49900	Other Supplies & Materials	250.00	250.00	0.00	34.40	111.63	0.00	103.97	58
52400	In-Service/Staff Development	32,500.00	32,500.00	903.60	10,167.02	0.00	0.00	22,332.98	31
59900	Other Charges	33,500.00	72,986.00	1,175.42	47,734.51	4,352.95	0.00	20,898.54	71
70100	Administration Equipment	3,000.00	6,000.00	0.00	237.25	4,181.02	0.00	1,581.73	74
TOTALS:	Function: 72810 - Central and Other	582,384.00	621,870.00	37,353.43	420,072.44	8,668.98	0.00	193,128.58	69

COLLIERVILLE SCHOOLS

Page: 21 of 23
 04/12/2022
 9:28:18 AM

Report Code: BAT_GL_TEMPLATE

BATCH QUEUE ID 491352
 FOR MARCH, 2022

FUNCTION : 76100 - REGULAR CAPITAL OUTLAY

OBJECT	DESCRIPTION	BUDGET AMOUNT	ADJUSTED BUDGET	CURRENT ACTIVITY	YTD ACTIVITY	ENCUMBRANCE	REQUISITION	UNENCUMBERED BALANCE	PERCENT ENCMBRD
30400	Architects	60,000.00	60,000.00	0.00	4,000.00	17,000.00	0.00	39,000.00	35
30800	Consultants	15,000.00	15,000.00	0.00	0.00	11,000.00	0.00	4,000.00	73
32100	Engineering Services	30,000.00	30,000.00	0.00	1,000.00	0.00	0.00	29,000.00	3
39900	Other Contracted Services	10,000.00	10,000.00	0.00	0.00	0.00	0.00	10,000.00	0
70700	Building Improvements	555,000.00	555,000.00	88,050.00	207,936.42	252,313.00	0.00	94,750.58	83
72400	Site Development	675,000.00	645,000.00	0.00	501,620.00	0.00	0.00	143,380.00	78
79900	Other Capital Outlay	85,000.00	2,744,707.00	0.00	177,091.57	76,500.00	0.00	2,491,115.43	9
TOTALS:	Function: 76100 - Regular Capital Outlay	1,430,000.00	4,059,707.00	88,050.00	891,647.99	356,813.00	0.00	2,811,246.01	31

COLLIERVILLE SCHOOLS

EXPENSES BY FUNCTION

Report Code: BAT_GL_TEMPLATE

BATCH QUEUE ID 491352

Page: 22 of 23
04/12/2022
9:28:18 AM

BUDGET AMOUNT	ADJUSTED BUDGET	CURRENT ACTIVITY	YTD ACTIVITY	ENCUMBRANCE	REQUISITION	UNENCUMBERED BALANCE	PERCENT ENCMBRD
93,191,592.00	97,863,316.00	6,787,102.05	59,578,883.19	1,552,873.95	21,943.10	36,709,615.76	62
GRAND TOTAL:							

SCHOOL NUTRITION

COLLIERVILLE SCHOOLS

Page: 1 of 3
04/12/2022
9:15:51 AM

REVENUE BY FUNC
BATCH QUEUE ID 491340
FOR MARCH, 2022
FUNCTION 1ST: 4 -

Report Code: BAT_GL_TEMPLATE

FUNCTION	DESCRIPTION	BUDGET AMOUNT	ADJUSTED BUDGET	CURRENT ACTIVITY	YTD ACTIVITY	ENCUMBRANCE	REQUISITION	UNENCUMBERED BALANCE	PERCENT ENCMBRD
43521	Lunch Payments Children	1,102,650.00	0.00	0.00	0.00	0.00	0.00	0.00	0
43522	Lunch Payments Adults	57,498.00	37,498.00	1,355.00	14,750.00	0.00	0.00	22,748.00	39
43523	Income from Breakfast	63,270.00	0.00	0.00	0.00	0.00	0.00	0.00	0
43525	Ala Carte Sales	643,800.00	351,663.00	35,858.35	256,880.37	0.00	0.00	94,782.63	73
43990	Other Charges for Services	3,000.00	3,000.00	0.00	1,604.25	0.00	0.00	1,395.75	53
43992	CHS Catering Revenue	144,127.00	39,127.00	0.00	26,417.29	0.00	0.00	12,709.71	68
44990	Other Local Revenue	500.00	500.00	0.00	562.44	0.00	0.00	-62.44	112
44995	Revenue - Contracted Food Service	70,000.00	0.00	0.00	0.00	0.00	0.00	0.00	0
46520	State Matching	19,900.00	19,900.00	0.00	0.00	0.00	0.00	19,900.00	0
47111	USDA School Lunch Program	600,000.00	3,408,463.00	383,610.42	2,596,529.18	0.00	0.00	811,933.82	76
47112	USDA Commodities	162,000.00	237,000.00	0.00	0.00	0.00	0.00	237,000.00	0
47113	Breakfast	90,000.00	558,445.00	74,617.62	439,299.57	0.00	0.00	119,145.43	79
47114	USDA - Other	2,600.00	5,228.00	182,269.95	191,868.12	0.00	0.00	-186,640.12	3,670
TOTALS:	Function: 4 -	2,959,345.00	4,660,824.00	677,711.34	3,527,911.22	0.00	0.00	1,132,912.78	76

COLLIERVILLE SCHOOLS

Page: 2 of 3
 04/12/2022
 9:15:51 AM

REVENUE BY FUNC
 BATCH QUEUE ID 491340

Report Code: BAT_GL_TEMPLATE

BUDGET AMOUNT	ADJUSTED BUDGET	CURRENT ACTIVITY	YTD ACTIVITY	ENCUMBRANCE	REQUISITION	UNENCUMBERED BALANCE	PERCENT ENCMBRD
2,959,345.00	4,660,824.00	677,711.34	3,527,911.22	0.00	0.00	1,132,912.78	76
GRAND TOTAL:							

COLLIERVILLE SCHOOLS

EXPENSES BY FUNCTION

Report Code: BAT_GL_TEMPLATE

BATCH QUEUE ID 491341

FOR MARCH, 2022

FUNCTION : 73100 - FOOD SERVICE

Page: 1 of 3
04/12/2022
9:19:11 AM

OBJECT	DESCRIPTION	BUDGET AMOUNT	ADJUSTED BUDGET	CURRENT ACTIVITY	YTD ACTIVITY	ENCUMBRANCE	REQUISITION	UNENCUMBERED BALANCE	PERCENT ENCMBRD
10500	Supervisor/Director	150,650.00	150,650.00	10,094.92	82,333.36	0.00	0.00	68,316.64	55
16200	Clerical Personnel	43,297.00	43,297.00	3,265.23	25,618.51	0.00	0.00	17,678.49	59
16501	Cafeteria Managers	277,462.00	277,462.00	27,008.30	190,346.91	0.00	0.00	87,115.09	69
16502	School Nutrition Technicians	337,575.00	337,575.00	36,787.50	246,371.25	0.00	0.00	91,203.75	73
19800	Sub Teachers-Non-Certified	10,000.00	10,000.00	405.00	6,030.00	0.00	0.00	3,970.00	60
20100	Social Security	48,476.00	48,476.00	4,540.28	32,002.21	0.00	0.00	16,473.79	66
20400	State Retirement	72,168.00	72,168.00	5,032.40	35,837.11	0.00	0.00	36,330.89	50
20600	Life Insurance	2,024.00	2,024.00	168.04	1,236.69	0.00	0.00	787.31	61
20700	Medical Insurance	145,756.00	145,756.00	8,865.40	70,083.48	0.00	0.00	75,672.52	48
21200	Employer Medicare	11,336.00	11,336.00	1,061.83	7,484.13	0.00	0.00	3,851.87	66
21700	Retirement - Hybrid Stabilization	2,701.00	5,951.00	548.67	3,543.61	0.00	0.00	2,407.39	60
33600	Maint & Repair-Equipment	38,000.00	38,000.00	0.00	3,725.90	0.00	0.00	34,274.10	10
35400	Transportation - Food	7,500.00	12,500.00	1,302.84	6,302.70	3,170.06	0.00	3,027.24	76
35500	Travel	1,000.00	1,000.00	25.23	183.89	0.00	0.00	816.11	18
39900	Other Contracted Services	40,000.00	161,325.00	0.00	21,382.33	5,623.75	0.00	134,318.92	17
39910	Contracted Food Service	900,000.00	965,000.00	100,719.07	649,924.56	0.00	0.00	315,075.44	67
42200	Food Supplies	600,000.00	1,275,000.00	95,795.98	643,437.01	67,934.63	15,502.74	548,125.62	57
43500	Office Supplies	2,000.00	27,000.00	3,968.00	3,968.00	259.47	0.00	22,772.53	16
46900	USDA Commodities	162,000.00	237,000.00	0.00	0.00	0.00	0.00	237,000.00	0
49900	Other Supplies & Materials	66,000.00	597,904.00	15,111.38	94,915.36	17,200.40	821.36	484,966.88	19
52400	In-Service/Staff Development	5,400.00	5,400.00	113.12	226.24	0.00	0.00	5,173.76	4
59900	Other Charges	2,000.00	2,000.00	75.13	1,653.27	0.00	0.00	346.73	83
71000	Food Service Equipment	34,000.00	234,000.00	506.34	3,679.54	1,847.00	174,547.10	53,926.36	77
TOTALS:	Function: 73100 - Food Service	2,959,345.00	4,660,824.00	315,394.66	2,130,286.06	96,035.31	190,871.20	2,243,631.43	52

COLLIERVILLE SCHOOLS

EXPENSES BY FUNCTION

Report Code: BAT_GL_TEMPLATE

BATCH QUEUE ID 491341

Page: 2 of 3
04/12/2022
9:19:11 AM

BUDGET AMOUNT	ADJUSTED BUDGET	CURRENT ACTIVITY	YTD ACTIVITY	ENCUMBRANCE	REQUISITION	UNENCUMBERED BALANCE	PERCENT ENCUMBRD
2,959,345.00	4,660,824.00	315,394.66	2,130,286.06	96,035.31	190,871.20	2,243,631.43	52
GRAND TOTAL:							

FEDERAL PROGRAMS

COLLIERVILLE SCHOOLS

Page: 1 of 24

REVENUE BY FUNCTION

04/07/2022

Report Code: BAT_GL_TEMPLATE

BATCH QUEUE ID 491105

8:36:05 AM

FOR MARCH, 2022

PROJECT : 0100 - CONSOLIDATED ADMINISTRATION

OBJECT	DESCRIPTION	BUDGET AMOUNT	ADJUSTED BUDGET	CURRENT ACTIVITY	YTD ACTIVITY	ENCUMBRANCE	REQUISITION	UNENCUMBERED BALANCE	PERCENT ENCMBRD
Function : 47590 - Other Federal Thru State									
00000	No Object Code Required	134,232.00	134,232.00	8,193.95	75,575.25	0.00	0.00	58,656.75	56
TOTALS:	Function: 47590 - Other Federal Thru State	134,232.00	134,232.00	8,193.95	75,575.25	0.00	0.00	58,656.75	56
TOTALS:	Project: 0100 - CONSOLIDATED ADMINISTRATION	134,232.00	134,232.00	8,193.95	75,575.25	0.00	0.00	58,656.75	56

COLLIERVILLE SCHOOLS

REVENUE BY FUNCTION

04/07/2022

Report Code: BAT_GL_TEMPLATE

BATCH QUEUE ID 491105

8:36:05 AM

FOR MARCH, 2022

PROJECT : 1000 - TITLE I

OBJECT	DESCRIPTION	BUDGET AMOUNT	ADJUSTED BUDGET	CURRENT ACTIVITY	YTD ACTIVITY	ENCUMBRANCE	REQUISITION	UNENCUMBERED BALANCE	PERCENT ENCUMBRD
Function : 47141 - Title I-Grants to Local Edu Agen									
00000	No Object Code Required	1,679,422.00	2,979,157.40	164,613.73	925,318.02	0.00	0.00	2,053,839.38	31
TOTALS:	Function: 47141 - Title I- Grants to Local Edu Agen	1,679,422.00	2,979,157.40	164,613.73	925,318.02	0.00	0.00	2,053,839.38	31
TOTALS:	Project: 1000 - TITLE I	1,679,422.00	2,979,157.40	164,613.73	925,318.02	0.00	0.00	2,053,839.38	31

COLLIERVILLE SCHOOLS

Page: 3 of 24

REVENUE BY FUNCTION

04/07/2022

Report Code: BAT_GL_TEMPLATE

BATCH QUEUE ID 491105

8:36:05 AM

FOR MARCH, 2022

PROJECT : 2000 - TITLE II

OBJECT	DESCRIPTION	BUDGET AMOUNT	ADJUSTED BUDGET	CURRENT ACTIVITY	YTD ACTIVITY	ENCUMBRANCE	REQUISITION	UNENCUMBERED BALANCE	PERCENT ENCMBRD
Function : 47189 - Title II - Professional Development									
00000	No Object Code Required	193,147.00	297,604.96	9,995.72	153,601.02	0.00	0.00	144,003.94	52
TOTALS:	Function: 47189 - Title II - Professional Development	193,147.00	297,604.96	9,995.72	153,601.02	0.00	0.00	144,003.94	52
TOTALS:	Project: 2000 - TITLE II	193,147.00	297,604.96	9,995.72	153,601.02	0.00	0.00	144,003.94	52

COLLIERVILLE SCHOOLS

Page: 4 of 24

04/07/2022

8:36:05 AM

REVENUE BY FUNCTION

BATCH QUEUE ID 491105

FOR MARCH, 2022

PROJECT : 3000 - TITLE III

Report Code: BAT_GL_TEMPLATE

OBJECT	DESCRIPTION	BUDGET AMOUNT	ADJUSTED BUDGET	CURRENT ACTIVITY	YTD ACTIVITY	ENCUMBRANCE	REQUISITION	UNENCUMBERED BALANCE	PERCENT ENCUMBRD
Function : 47146 - English Language Acquisition Grants									
00000	No Object Code Required	40,363.77	67,621.84	641.81	6,710.96	0.00	0.00	60,910.88	10
TOTALS:	Function: 47146 - English Language Acquisition Grants	40,363.77	67,621.84	641.81	6,710.96	0.00	0.00	60,910.88	10
TOTALS:	Project: 3000 - TITLE III	40,363.77	67,621.84	641.81	6,710.96	0.00	0.00	60,910.88	10

COLLIERVILLE SCHOOLS

Page: 5 of 24

REVENUE BY FUNCTION

04/07/2022

Report Code: BAT_GL_TEMPLATE

BATCH QUEUE ID 491105

8:36:05 AM

FOR MARCH, 2022

PROJECT : 3110 - TITLE III IMMIGRANT

OBJECT	DESCRIPTION	BUDGET AMOUNT	ADJUSTED BUDGET	CURRENT ACTIVITY	YTD ACTIVITY	ENCUMBRANCE	REQUISITION	UNENCUMBERED BALANCE	PERCENT ENCMBRD
Function : 47146 - English Language Acquisition Grants									
00000	No Object Code Required	5,965.82	5,965.82	0.00	0.00	0.00	0.00	5,965.82	0
TOTALS:	Function: 47146 - English Language Acquisition Grants	5,965.82	5,965.82	0.00	0.00	0.00	0.00	5,965.82	0
TOTALS:	Project: 3110 - TITLE III IMMIGRANT	5,965.82	5,965.82	0.00	0.00	0.00	0.00	5,965.82	0

COLLIERVILLE SCHOOLS

Report Code: BAT_GL_TEMPLATE

REVENUE BY FUNCTION

BATCH QUEUE ID 491105

FOR MARCH, 2022

PROJECT : 4000 - TITLE IV

OBJECT	DESCRIPTION	BUDGET AMOUNT	ADJUSTED BUDGET	CURRENT ACTIVITY	YTD ACTIVITY	ENCUMBRANCE	REQUISITION	UNENCUMBERED BALANCE	PERCENT ENCMBRD
Function : 47590 - Other Federal Thru State									
00000	No Object Code Required	138,281.48	138,410.00	7,242.47	60,913.04	0.00	0.00	77,496.96	44
TOTALS:	Function: 47590 - Other Federal Thru State	138,281.48	138,410.00	7,242.47	60,913.04	0.00	0.00	77,496.96	44
TOTALS:	Project: 4000 - Title IV	138,281.48	138,410.00	7,242.47	60,913.04	0.00	0.00	77,496.96	44

COLLIERVILLE SCHOOLS

REVENUE BY FUNCTION

04/07/2022

Report Code: BAT_GL_TEMPLATE

BATCH QUEUE ID 491105

8:36:05 AM

FOR MARCH, 2022

PROJECT : 7000 - ARP HOMELESS

OBJECT	DESCRIPTION	BUDGET AMOUNT	ADJUSTED BUDGET	CURRENT ACTIVITY	YTD ACTIVITY	ENCUMBRANCE	REQUISITION	UNENCUMBERED BALANCE	PERCENT ENCMBRD
Function : 47404 - ARP Homeless									
00000	No Object Code Required	44,321.62	48,040.93	0.00	427.50	0.00	0.00	47,613.43	1
TOTALS:	Function: 47404 - ARP Homeless	44,321.62	48,040.93	0.00	427.50	0.00	0.00	47,613.43	1
TOTALS:	Project: 7000 - ARP Homeless	44,321.62	48,040.93	0.00	427.50	0.00	0.00	47,613.43	1

COLLIERVILLE SCHOOLS

Report Code: BAT_GL_TEMPLATE

REVENUE BY FUNCTION

BATCH QUEUE ID 491105

FOR MARCH, 2022

PROJECT : 8005 - CARL PERKINS

OBJECT	DESCRIPTION	BUDGET AMOUNT	ADJUSTED BUDGET	CURRENT ACTIVITY	YTD ACTIVITY	ENCUMBRANCE	REQUISITION	UNENCUMBERED BALANCE	PERCENT ENCMBRD
Function : 47131 - Vocational Educ-Basic Grants to St									
00000	No Object Code Required	92,634.47	92,634.47	2,824.46	38,596.47	0.00	0.00	54,038.00	42
TOTALS:	Function: 47131 - Vocational Educ-Basic Grants to St	92,634.47	92,634.47	2,824.46	38,596.47	0.00	0.00	54,038.00	42
TOTALS:	Project: 8005 - Carl Perkins	92,634.47	92,634.47	2,824.46	38,596.47	0.00	0.00	54,038.00	42

COLLIERVILLE SCHOOLS

REVENUE BY FUNCTION

BATCH QUEUE ID 491105

FOR MARCH, 2022

PROJECT : 8930 - IDEA PARTNERSHIP FOR SYSTEMIC CHANGE

Report Code: BAT_GL_TEMPLATE

OBJECT	DESCRIPTION	BUDGET AMOUNT	ADJUSTED BUDGET	CURRENT ACTIVITY	YTD ACTIVITY	ENCUMBRANCE	REQUISITION	UNENCUMBERED BALANCE	PERCENT ENCMBRD
Function : 47143 - Special Education - Grants to States									
00000	No Object Code Required	536.48	536.48	0.00	0.00	0.00	0.00	536.48	0
TOTALS:	Function: 47143 - Special Education - Grants to States	536.48	536.48	0.00	0.00	0.00	0.00	536.48	0
TOTALS:	Project: 8930 - IDEA PARTNERSHIP FOR SYSTEMIC CHANGE	536.48	536.48	0.00	0.00	0.00	0.00	536.48	0

COLLIERVILLE SCHOOLS

Page: 10 of 24
 04/07/2022
 8:36:05 AM

REVENUE BY FUNCTION
 BATCH QUEUE ID 491105

FOR MARCH, 2022

PROJECT : 9000 - IDEA PART B

Report Code: BAT_GL_TEMPLATE

OBJECT	DESCRIPTION	BUDGET AMOUNT	ADJUSTED BUDGET	CURRENT ACTIVITY	YTD ACTIVITY	ENCUMBRANCE	REQUISITION	UNENCUMBERED BALANCE	PERCENT ENCMBRD
Function : 47143 - Special Education - Grants to States									
00000	No Object Code Required	1,773,434.25	2,172,691.79	161,255.73	1,035,550.81	0.00	0.00	1,137,140.98	48
TOTALS:	Function: 47143 - Special Education - Grants to States	1,773,434.25	2,172,691.79	161,255.73	1,035,550.81	0.00	0.00	1,137,140.98	48
TOTALS:	Project: 9000 - IDEA PART B	1,773,434.25	2,172,691.79	161,255.73	1,035,550.81	0.00	0.00	1,137,140.98	48

COLLIERVILLE SCHOOLS

REVENUE BY FUNCTION

04/07/2022

Report Code: BAT_GL_TEMPLATE

BATCH QUEUE ID 491105

8:36:05 AM

FOR MARCH, 2022

PROJECT : 9010 - ARP IDEA PART B

OBJECT	DESCRIPTION	BUDGET AMOUNT	ADJUSTED BUDGET	CURRENT ACTIVITY	YTD ACTIVITY	ENCUMBRANCE	REQUISITION	UNENCUMBERED BALANCE	PERCENT ENCMBRD
Function : 47402 - ARP IDEA Part B									
00000	No Object Code Required	396,592.24	396,592.24	27,091.76	75,677.09	0.00	0.00	320,915.15	19
TOTALS:	Function: 47402 - ARP IDEA Part B	396,592.24	396,592.24	27,091.76	75,677.09	0.00	0.00	320,915.15	19
TOTALS:	Project: 9010 - ARP IDEA PART B	396,592.24	396,592.24	27,091.76	75,677.09	0.00	0.00	320,915.15	19

COLLIERVILLE SCHOOLS

Page: 12 of 24

REVENUE BY FUNCTION

04/07/2022

Report Code: BAT_GL_TEMPLATE

BATCH QUEUE ID 491105

8:36:05 AM

FOR MARCH, 2022

PROJECT : 9100 - IDEA PRESCHOOL INCENTIVE

OBJECT	DESCRIPTION	BUDGET AMOUNT	ADJUSTED BUDGET	CURRENT ACTIVITY	YTD ACTIVITY	ENCUMBRANCE	REQUISITION	UNENCUMBERED BALANCE	PERCENT ENCUMBRD
Function : 47145 - Special Education Preschool Grants									
00000	No Object Code Required	32,849.00	47,478.54	0.00	9,329.45	0.00	0.00	38,149.09	20
TOTALS:	Function: 47145 - Special Education Preschool Grants	32,849.00	47,478.54	0.00	9,329.45	0.00	0.00	38,149.09	20
TOTALS:	Project: 9100 - IDEA PRESCHOOL INCENTIVE	32,849.00	47,478.54	0.00	9,329.45	0.00	0.00	38,149.09	20

COLLIERVILLE SCHOOLS

Report Code: BAT_GL_TEMPLATE

REVENUE BY FUNCTION

BATCH QUEUE ID 491105

FOR MARCH, 2022

PROJECT : 9110 - ARP IDEA PRESCHOOL

OBJECT	DESCRIPTION	BUDGET AMOUNT	ADJUSTED BUDGET	CURRENT ACTIVITY	YTD ACTIVITY	ENCUMBRANCE	REQUISITION	UNENCUMBERED BALANCE	PERCENT ENCMBRD
Function : 47403 - ARP IDEA Preschool									
00000	No Object Code Required	31,476.51	31,476.51	0.00	29,641.89	0.00	0.00	1,834.62	94
TOTALS:	Function: 47403 - ARP IDEA Preschool	31,476.51	31,476.51	0.00	29,641.89	0.00	0.00	1,834.62	94
TOTALS:	Project: 9110 - ARP IDEA PRESCHOOL	31,476.51	31,476.51	0.00	29,641.89	0.00	0.00	1,834.62	94

COLLIERVILLE SCHOOLS

REVENUE BY FUNCTION

04/07/2022

Report Code: BAT_GL_TEMPLATE

BATCH QUEUE ID 491105

8:36:05 AM

FOR MARCH, 2022

PROJECT : 9310 - ESSER GRANT

OBJECT	DESCRIPTION	BUDGET AMOUNT	ADJUSTED BUDGET	CURRENT ACTIVITY	YTD ACTIVITY	ENCUMBRANCE	REQUISITION	UNENCUMBERED BALANCE	PERCENT ENCMBRD
Function : 47301 - ESSER Grant									
00000	No Object Code Required	81,751.30	81,751.30	25.07	27,275.39	0.00	0.00	54,475.91	33
TOTALS:	Function: 47301 - ESSER Grant	81,751.30	81,751.30	25.07	27,275.39	0.00	0.00	54,475.91	33
TOTALS:	Project: 9310 - ESSER GRANT	81,751.30	81,751.30	25.07	27,275.39	0.00	0.00	54,475.91	33

COLLIERVILLE SCHOOLS

REVENUE BY FUNCTION

04/07/2022

Report Code: BAT_GL_TEMPLATE

BATCH QUEUE ID 491105

8:36:05 AM

FOR MARCH, 2022

PROJECT : 9350 - ESSER GRANT 2.0

OBJECT	DESCRIPTION	BUDGET AMOUNT	ADJUSTED BUDGET	CURRENT ACTIVITY	YTD ACTIVITY	ENCUMBRANCE	REQUISITION	UNENCUMBERED BALANCE	PERCENT ENCMBRD
Function : 47307 - ESSER 2.0									
00000	No Object Code Required	6,350,734.96	6,350,734.96	6,038.33	4,953,019.56	0.00	0.00	1,397,715.40	78
TOTALS:	Function: 47307 - ESSER 2.0	6,350,734.96	6,350,734.96	6,038.33	4,953,019.56	0.00	0.00	1,397,715.40	78
TOTALS:	Project: 9350 - ESSER GRANT 2.0	6,350,734.96	6,350,734.96	6,038.33	4,953,019.56	0.00	0.00	1,397,715.40	78

COLLIERVILLE SCHOOLS

Report Code: BAT_GL_TEMPLATE

REVENUE BY FUNCTION

BATCH QUEUE ID 491105

FOR MARCH, 2022

PROJECT : 9360 - ESSER GRANT 3.0

OBJECT	DESCRIPTION	BUDGET AMOUNT	ADJUSTED BUDGET	CURRENT ACTIVITY	YTD ACTIVITY	ENCUMBRANCE	REQUISITION	UNENCUMBERED BALANCE	PERCENT ENCMBRD
Function : 47401 - ESSER 3.0									
00000	No Object Code Required	16,014,595.45	16,014,595.45	156,822.94	1,806,710.80	0.00	0.00	14,207,884.65	11
TOTALS:	Function: 47401 - ESSER 3.0	16,014,595.45	16,014,595.45	156,822.94	1,806,710.80	0.00	0.00	14,207,884.65	11
TOTALS:	Project: 9360 - ESSER GRANT 3.0	16,014,595.45	16,014,595.45	156,822.94	1,806,710.80	0.00	0.00	14,207,884.65	11

COLLIERVILLE SCHOOLS

Page: 17 of 24

04/07/2022

8:36:05 AM

REVENUE BY FUNCTION

BATCH QUEUE ID 491105

FOR MARCH, 2022

PROJECT : 9370 - INNOVATIVE HIGH SCHOOLS GRANT

Report Code: BAT_GL_TEMPLATE

OBJECT	DESCRIPTION	BUDGET AMOUNT	ADJUSTED BUDGET	CURRENT ACTIVITY	YTD ACTIVITY	ENCUMBRANCE	REQUISITION	UNENCUMBERED BALANCE	PERCENT ENCMBRD
Function : 47310 - Innovative High School Grant									
00000	No Object Code Required	2,000,000.00	2,000,000.00	9,403.60	137,109.25	0.00	0.00	1,862,890.75	7
TOTALS:	Function: 47310 - Innovative High School Grant	2,000,000.00	2,000,000.00	9,403.60	137,109.25	0.00	0.00	1,862,890.75	7
TOTALS:	Project: 9370 - Innovative High Schools Grant	2,000,000.00	2,000,000.00	9,403.60	137,109.25	0.00	0.00	1,862,890.75	7

COLLIERVILLE SCHOOLS

REVENUE BY FUNCTION

04/07/2022

Report Code: BAT_GL_TEMPLATE

BATCH QUEUE ID 491105

8:36:05 AM

FOR MARCH, 2022

PROJECT : 9380 - TN ALL CORPS GRANT

OBJECT	DESCRIPTION	BUDGET AMOUNT	ADJUSTED BUDGET	CURRENT ACTIVITY	YTD ACTIVITY	ENCUMBRANCE	REQUISITION	UNENCUMBERED BALANCE	PERCENT ENCMBRD
Function : 47401 - ESSER 3.0									
00000	No Object Code Required	490,000.00	490,000.00	0.00	84,167.73	0.00	0.00	405,832.27	17
TOTALS:	Function: 47401 - ESSER 3.0	490,000.00	490,000.00	0.00	84,167.73	0.00	0.00	405,832.27	17
TOTALS:	Project: 9380 - TN ALL CORPS GRANT	490,000.00	490,000.00	0.00	84,167.73	0.00	0.00	405,832.27	17

COLLIERVILLE SCHOOLS

REVENUE BY FUNCTION

04/07/2022

Report Code: BAT_GL_TEMPLATE

BATCH QUEUE ID 491105

8:36:05 AM

FOR MARCH, 2022

PROJECT : 9390 - FISCAL PRE-MONITORING SUPPORTS GRANT

OBJECT	DESCRIPTION	BUDGET AMOUNT	ADJUSTED BUDGET	CURRENT ACTIVITY	YTD ACTIVITY	ENCUMBRANCE	REQUISITION	UNENCUMBERED BALANCE	PERCENT ENCMBRD
Function : 47307 - ESSER 2.0									
00000	No Object Code Required	46,200.00	46,200.00	0.00	0.00	0.00	0.00	46,200.00	0
TOTALS:	Function: 47307 - ESSER 2.0	46,200.00	46,200.00	0.00	0.00	0.00	0.00	46,200.00	0
TOTALS:	Project: 9390 - Fiscal Pre-Monitoring Supports Grant	46,200.00	46,200.00	0.00	0.00	0.00	0.00	46,200.00	0

COLLIERVILLE SCHOOLS

REVENUE BY FUNCTION

04/07/2022

Report Code: BAT_GL_TEMPLATE

BATCH QUEUE ID 491105

8:36:05 AM

FOR MARCH, 2022
PROJECT : 9410 - EPIDEMIOLOGY AND LABORATORY CAPACITY GRANT

OBJECT	DESCRIPTION	BUDGET AMOUNT	ADJUSTED BUDGET	CURRENT ACTIVITY	YTD ACTIVITY	ENCUMBRANCE	REQUISITION	UNENCUMBERED BALANCE	PERCENT ENCMBRD
Function : 47590 - Other Federal Thru State									
00000	No Object Code Required	2,492,699.69	2,492,699.69	85,086.04	569,389.89	0.00	0.00	1,923,309.80	23
TOTALS:	Function: 47590 - Other Federal Thru State	2,492,699.69	2,492,699.69	85,086.04	569,389.89	0.00	0.00	1,923,309.80	23
TOTALS:	Project: 9410 - Epidemiology and Laboratory Capacity Grant	2,492,699.69	2,492,699.69	85,086.04	569,389.89	0.00	0.00	1,923,309.80	23

COLLIERVILLE SCHOOLS

Report Code: BAT_GL_TEMPLATE

REVENUE BY FUNCTION

BATCH QUEUE ID 491105

FOR MARCH, 2022

PROJECT : 9510 - EARLY LITERACY NETWORK GRANT

OBJECT	DESCRIPTION	BUDGET AMOUNT	ADJUSTED BUDGET	CURRENT ACTIVITY	YTD ACTIVITY	ENCUMBRANCE	REQUISITION	UNENCUMBERED BALANCE	PERCENT ENCMBRD
Function : 47309 - Early Literacy Networks									
00000	No Object Code Required	80,000.00	80,000.00	0.00	0.00	0.00	0.00	80,000.00	0
TOTALS:	Function: 47309 - Early Literacy Networks	80,000.00	80,000.00	0.00	0.00	0.00	0.00	80,000.00	0
TOTALS:	Project: 9510 - Early Literacy Network Grant	80,000.00	80,000.00	0.00	0.00	0.00	0.00	80,000.00	0

COLLIERVILLE SCHOOLS

Page: 22 of 24

04/07/2022

8:36:05 AM

Report Code: BAT_GL_TEMPLATE

REVENUE BY FUNCTION

BATCH QUEUE ID 491105

FOR MARCH, 2022

PROJECT : 9520 - LITERACY TRAINING TEACHER STIPEND GRANT

OBJECT	DESCRIPTION	BUDGET AMOUNT	ADJUSTED BUDGET	CURRENT ACTIVITY	YTD ACTIVITY	ENCUMBRANCE	REQUISITION	UNENCUMBERED BALANCE	PERCENT ENCMBRD
Function : 47309 - Early Literacy Networks									
00000	No Object Code Required	1,000.00	1,000.00	0.00	1,000.00	0.00	0.00	0.00	100
TOTALS:	Function: 47309 - Early Literacy Networks	1,000.00	1,000.00	0.00	1,000.00	0.00	0.00	0.00	100
TOTALS:	Project: 9520 - Literacy Training Teacher Stipend Grant	1,000.00	1,000.00	0.00	1,000.00	0.00	0.00	0.00	100

COLLIERVILLE SCHOOLS

Page: 23 of 24

04/07/2022

8:36:05 AM

REVENUE BY FUNCTION

BATCH QUEUE ID 491105

Report Code: BAT_GL_TEMPLATE

BUDGET AMOUNT	ADJUSTED BUDGET	CURRENT ACTIVITY	YTD ACTIVITY	ENCUMBRANCE	REQUISITION	UNENCUMBERED BALANCE	PERCENT ENCUMBRD
32,120,238.04	33,969,424.38	639,235.61	9,990,014.12	0.00	0.00	23,979,410.26	29
GRAND TOTAL:							

COLLIERVILLE SCHOOLS

EXPENSES BY FUNCTION

Report Code: BAT_GL_TEMPLATE

BATCH QUEUE ID 491127

FOR MARCH, 2022

PROJECT : 0100 - CONSOLIDATED ADMINISTRATION

Page: 1 of 30

04/07/2022

11:58:19 AM

OBJECT	DESCRIPTION	BUDGET AMOUNT	ADJUSTED BUDGET	CURRENT ACTIVITY	YTD ACTIVITY	ENCUMBRANCE	REQUISITION	UNENCUMBERED BALANCE	PERCENT ENCUMBRD
Function : 72210 - Regular Instruction Program Support									
10500	Supervisor/Director	87,000.00	88,280.00	6,790.54	64,510.13	0.00	0.00	23,769.87	73
16100	Secretary(s)	21,670.00	4,999.00	0.00	4,998.66	0.00	0.00	0.34	100
20100	Social Security	6,740.00	6,820.00	418.82	4,293.69	0.00	0.00	2,526.31	63
20400	State Retirement	11,000.00	11,132.00	699.42	7,114.35	0.00	0.00	4,017.65	64
20600	Life Insurance	330.00	335.00	26.56	205.74	0.00	0.00	129.26	61
21200	Employer Medicare	1,580.00	1,600.00	97.94	1,004.09	0.00	0.00	595.91	63
49900	Other Supplies & Materials	3,456.00	1,939.00	0.00	0.00	0.00	0.00	1,939.00	0
52400	In-Service/Staff Development	0.00	16,671.00	2,202.88	2,202.88	0.00	0.00	14,468.12	13
TOTALS:	Function: 72210 - Regular Instruction Program Support	131,776.00	131,776.00	10,236.16	84,329.54	0.00	0.00	47,446.46	64
Function : 99100 - Transfers Out									
50400	Indirect Cost	2,456.00	2,456.00	160.66	1,642.53	0.00	0.00	813.47	67
TOTALS:	Function: 99100 - Transfers Out	2,456.00	2,456.00	160.66	1,642.53	0.00	0.00	813.47	67
TOTALS:	Project: 0100 - CONSOLIDATED ADMINISTRATION	134,232.00	134,232.00	10,396.82	85,972.07	0.00	0.00	48,259.93	64

COLLIERVILLE SCHOOLS

EXPENSES BY FUNCTION

Report Code: BAT_GL_TEMPLATE

BATCH QUEUE ID 491127

FOR MARCH, 2022

PROJECT : 1000 - TITLE I

Page: 2 of 30

04/07/2022

11:58:19 AM

OBJECT	DESCRIPTION	BUDGET AMOUNT	ADJUSTED BUDGET	CURRENT ACTIVITY	YTD ACTIVITY	ENCUMBRANCE	REQUISITION	UNENCUMBERED BALANCE	PERCENT ENCMBRD
Function : 71100 - Regular Instruction Program									
11600	Teachers	435,000.00	389,810.00	79.66	222,556.56	0.00	0.00	167,253.44	57
16300	Educational Assistants	184,000.00	115,027.00	11,238.53	60,944.22	0.00	0.00	54,082.78	53
18900	Other Salaries & Wages	0.00	165,264.95	31,896.76	35,058.26	0.00	0.00	130,206.69	21
19500	Sub Teachers-Certified	0.00	15,649.26	0.00	0.00	0.00	0.00	15,649.26	0
20100	Social Security	39,000.00	42,668.08	2,526.81	18,571.00	0.00	0.00	24,097.08	44
20400	State Retirement	48,000.00	52,178.54	3,393.41	24,710.10	0.00	0.00	27,468.44	47
20600	Life Insurance	2,000.00	1,692.70	153.62	1,076.53	0.00	0.00	616.17	64
20700	Medical Insurance	80,000.00	65,828.55	5,098.84	42,181.78	0.00	0.00	23,646.77	64
21200	Employer Medicare	9,000.00	9,974.10	590.95	4,343.12	0.00	0.00	5,630.98	44
39900	Other Contracted Services	37,000.00	71,549.00	3,550.75	31,546.16	0.00	0.00	40,002.84	44
42900	Instructional Supplies & Materials	700.00	69,949.91	279.46	57,287.06	7,675.23	0.00	4,987.62	93
44900	Textbooks	0.00	20,500.00	0.00	0.00	0.00	0.00	20,500.00	0
49900	Other Supplies & Materials	4,451.84	106,117.82	5,814.92	9,936.90	19,369.09	179.40	76,632.43	28
59900	Other Charges	0.00	2,590.00	1,295.00	1,295.00	0.00	0.00	1,295.00	50
72200	Reg Inst Equipment	0.00	602,082.41	23,629.34	75,383.17	407,932.70	0.00	118,766.54	80
TOTALS:	Function: 71100 - Regular Instruction Program	839,151.84	1,730,882.32	89,548.05	584,889.86	434,977.02	179.40	710,836.04	59
Function : 71150 - Alternative Instruction Program									
18900	Other Salaries & Wages	56,000.00	59,739.00	4,595.31	41,357.76	0.00	0.00	18,381.24	69
20100	Social Security	3,500.00	3,703.82	287.14	2,580.72	0.00	0.00	1,123.10	70
20400	State Retirement	3,900.00	6,153.12	473.32	4,259.88	0.00	0.00	1,893.24	69
20600	Life Insurance	170.00	180.00	18.00	135.00	0.00	0.00	45.00	75
21200	Employer Medicare	806.00	866.22	67.16	603.61	0.00	0.00	262.61	70
42900	Instructional Supplies & Materials	0.00	7,000.00	0.00	0.00	0.00	0.00	7,000.00	0
49900	Other Supplies & Materials	0.00	6,323.50	0.00	0.00	0.00	0.00	6,323.50	0
TOTALS:	Function: 71150 - Alternative Instruction Program	64,376.00	83,965.66	5,440.93	48,936.97	0.00	0.00	35,028.69	58
Function : 72130 - Other Student Support									
12300	Guidance Personnel	0.00	48,581.00	3,621.37	12,674.80	0.00	0.00	35,906.20	26
13000	Social Workers	63,000.00	63,000.00	4,412.95	25,519.25	0.00	0.00	37,480.75	41
18900	Other Salaries & Wages	27,000.00	5,000.00	0.00	2,100.00	0.00	0.00	2,900.00	42

COLLIERVILLE SCHOOLS

EXPENSES BY FUNCTION

Report Code: BAT_GL_TEMPLATE

BATCH QUEUE ID 491127

FOR MARCH, 2022

PROJECT : 1000 - TITLE I

Page: 3 of 30

04/07/2022

11:58:19 AM

OBJECT	DESCRIPTION	BUDGET AMOUNT	ADJUSTED BUDGET	CURRENT ACTIVITY	YTD ACTIVITY	ENCUMBRANCE	REQUISITION	UNENCUMBERED BALANCE	PERCENT ENCMBRD
20100	Social Security	5,055.00	7,228.02	467.09	2,412.67	0.00	0.00	4,815.35	33
20400	State Retirement	6,425.00	8,359.36	570.24	2,865.35	0.00	0.00	5,494.01	34
20600	Life Insurance	189.00	334.74	34.80	131.25	0.00	0.00	203.49	39
20700	Medical Insurance	6,900.00	9,000.00	1,714.05	4,799.34	0.00	0.00	4,200.66	53
21200	Employer Medicare	1,300.00	1,691.92	109.24	564.23	0.00	0.00	1,127.69	33
32200	Evaluation & Testing	122,700.00	0.00	0.00	0.00	0.00	0.00	0.00	0
35500	Travel	0.00	505.71	13.48	51.96	0.00	0.00	453.75	10
39900	Other Contracted Services	0.00	11,000.00	960.00	6,210.00	0.00	0.00	4,790.00	56
TOTALS:	Function: 72130 - Other Student Support	232,569.00	154,700.75	11,903.22	57,328.85	0.00	0.00	97,371.90	37
Function : 72210 - Regular Instruction Program Support									
16200	Clerical Personnel	40,000.00	32,376.64	2,901.68	23,132.31	0.00	0.00	9,244.33	71
18900	Other Salaries & Wages	325,336.00	442,598.00	21,982.54	215,904.41	0.00	0.00	226,693.59	49
20100	Social Security	22,628.00	29,448.67	1,341.33	13,363.49	0.00	0.00	16,085.18	45
20400	State Retirement	37,199.00	37,298.25	2,472.25	23,679.28	0.00	0.00	13,618.97	63
20600	Life Insurance	1,249.00	955.35	95.72	717.90	0.00	0.00	237.45	75
20700	Medical Insurance	51,220.00	62,317.00	6,209.88	45,588.98	0.00	0.00	16,728.02	73
21200	Employer Medicare	5,300.00	6,887.13	313.69	3,125.32	0.00	0.00	3,761.81	45
49900	Other Supplies & Materials	0.00	112,361.55	13,184.77	15,777.42	13,576.82	0.00	83,007.31	26
49901	Other Supplies & Materials - Set Aside	20,633.54	20,633.54	0.00	0.00	0.00	0.00	20,633.54	0
52400	In-Service/Staff Development	0.00	209,400.00	1,148.63	31,878.86	0.00	0.00	177,521.14	15
TOTALS:	Function: 72210 - Regular Instruction Program Support	503,565.54	954,276.13	49,650.49	373,167.97	13,576.82	0.00	567,531.34	41
Function : 72710 - Transportation									
39900	Other Contracted Services	0.00	12,190.00	512.88	1,111.24	0.00	0.00	11,078.76	9
TOTALS:	Function: 72710 - Transportation	0.00	12,190.00	512.88	1,111.24	0.00	0.00	11,078.76	9
Function : 99100 - Transfers Out									
50400	Indirect Cost	39,759.62	43,142.54	2,585.57	19,524.27	0.00	0.00	23,618.27	45
TOTALS:	Function: 99100 - Transfers Out	39,759.62	43,142.54	2,585.57	19,524.27	0.00	0.00	23,618.27	45
TOTALS:	Project: 1000 - TITLE I	1,679,422.00	2,979,157.40	159,641.14	1,084,959.16	448,553.84	179.40	1,445,465.00	51

COLLIERVILLE SCHOOLS

EXPENSES BY FUNCTION

Report Code: BAT_GL_TEMPLATE

BATCH QUEUE ID 491127

FOR MARCH, 2022

PROJECT : 2000 - TITLE II

Page: 4 of 30

04/07/2022

11:58:19 AM

OBJECT	DESCRIPTION	BUDGET AMOUNT	ADJUSTED BUDGET	CURRENT ACTIVITY	YTD ACTIVITY	ENCUMBRANCE	REQUISITION	UNENCUMBERED BALANCE	PERCENT ENCMBRD
Function : 72210 - Regular Instruction Program Support									
18900	Other Salaries & Wages	90,500.00	90,500.00	6,953.23	66,055.70	0.00	0.00	24,444.30	73
20100	Social Security	5,650.00	5,650.00	350.46	3,500.81	0.00	0.00	2,149.19	62
20400	State Retirement	9,350.00	9,350.00	716.18	6,803.71	0.00	0.00	2,546.29	73
20600	Life Insurance	275.00	275.00	27.16	203.70	0.00	0.00	71.30	74
20700	Medical Insurance	16,710.00	16,710.00	1,670.74	12,530.55	0.00	0.00	4,179.45	75
21200	Employer Medicare	1,325.00	1,325.00	81.96	818.72	0.00	0.00	506.28	62
49900	Other Supplies & Materials	2,500.00	2,580.00	0.00	0.00	0.00	0.00	2,580.00	0
52400	In-Service/Staff Development	63,147.84	165,379.57	0.00	70,475.78	1,500.00	0.00	93,403.79	44
TOTALS:	Function: 72210 - Regular Instruction Program Support	189,457.84	291,769.57	9,799.73	160,388.97	1,500.00	0.00	129,880.60	55
Function : 99100 - Transfers Out									
50400	Indirect Cost	3,689.16	5,835.39	196.00	3,207.78	0.00	0.00	2,627.61	55
TOTALS:	Function: 99100 - Transfers Out	3,689.16	5,835.39	196.00	3,207.78	0.00	0.00	2,627.61	55
TOTALS:	Project: 2000 - TITLE II	193,147.00	297,604.96	9,995.73	163,596.75	1,500.00	0.00	132,508.21	55

COLLIERVILLE SCHOOLS

EXPENSES BY FUNCTION

Report Code: BAT_GL_TEMPLATE

BATCH QUEUE ID 491127

FOR MARCH, 2022

PROJECT : 3000 - TITLE III

Page: 5 of 30

04/07/2022

11:58:19 AM

OBJECT	DESCRIPTION	BUDGET AMOUNT	ADJUSTED BUDGET	CURRENT ACTIVITY	YTD ACTIVITY	ENCUMBRANCE	REQUISITION	UNENCUMBERED BALANCE	PERCENT ENCMBRD
Function : 72210 - Regular Instruction Program Support									
18900	Other Salaries & Wages	6,000.00	23,247.38	0.00	0.00	0.00	0.00	23,247.38	0
20100	Social Security	372.00	620.00	0.00	0.00	0.00	0.00	620.00	0
20400	State Retirement	640.00	717.00	0.00	0.00	0.00	0.00	717.00	0
21200	Employer Medicare	87.00	145.00	0.00	0.00	0.00	0.00	145.00	0
49900	Other Supplies & Materials	10,761.22	10,761.22	0.00	5,156.83	0.00	148.30	5,456.09	49
52400	In-Service/Staff Development	20,822.84	25,903.36	0.00	1,050.00	0.00	0.00	24,853.36	4
79000	Other Equipment	1,000.00	5,000.00	359.55	739.54	0.00	0.00	4,260.46	15
TOTALS:	Function: 72210 - Regular Instruction Program Support	39,683.06	66,393.96	359.55	6,946.37	0.00	148.30	59,299.29	11
Function : 99100 - Transfers Out									
50400	Indirect Cost	680.71	1,227.88	0.00	124.14	0.00	0.00	1,103.74	10
TOTALS:	Function: 99100 - Transfers Out	680.71	1,227.88	0.00	124.14	0.00	0.00	1,103.74	10
TOTALS:	Project: 3000 - TITLE III	40,363.77	67,621.84	359.55	7,070.51	0.00	148.30	60,403.03	11

COLLIERVILLE SCHOOLS

EXPENSES BY FUNCTION

Report Code: BAT_GL_TEMPLATE

BATCH QUEUE ID 491127

FOR MARCH, 2022

PROJECT : 3110 - TITLE III IMMIGRANT

Page: 6 of 30

04/07/2022

11:58:19 AM

OBJECT	DESCRIPTION	BUDGET AMOUNT	ADJUSTED BUDGET	CURRENT ACTIVITY	YTD ACTIVITY	ENCUMBRANCE	REQUISITION	UNENCUMBERED BALANCE	PERCENT ENCMBRD
Function : 71150 - Alternative Instruction Program									
18900	Other Salaries & Wages	5,040.00	5,040.00	0.00	0.00	0.00	0.00	5,040.00	0
20100	Social Security	312.48	312.48	0.00	0.00	0.00	0.00	312.48	0
20400	State Retirement	540.26	540.26	0.00	0.00	0.00	0.00	540.26	0
21200	Employer Medicare	73.08	73.08	0.00	0.00	0.00	0.00	73.08	0
TOTALS:	Function: 71150 - Alternative Instruction Program	5,965.82	5,965.82	0.00	0.00	0.00	0.00	5,965.82	0
TOTALS:	Project: 3110 - TITLE III IMMIGRANT	5,965.82	5,965.82	0.00	0.00	0.00	0.00	5,965.82	0

COLLIERVILLE SCHOOLS

EXPENSES BY FUNCTION

Report Code: BAT_GL_TEMPLATE

BATCH QUEUE ID 491127

FOR MARCH, 2022

PROJECT : 4000 - TITLE IV

Page: 7 of 30

04/07/2022

11:58:19 AM

OBJECT	DESCRIPTION	BUDGET AMOUNT	ADJUSTED BUDGET	CURRENT ACTIVITY	YTD ACTIVITY	ENCUMBRANCE	REQUISITION	UNENCUMBERED BALANCE	PERCENT ENCMBRD
Function : 71100 - Regular Instruction Program									
42900	Instructional Supplies & Materials	0.00	14,026.18	0.00	0.00	0.00	0.00	14,026.18	0
49900	Other Supplies & Materials	27,656.30	33,879.00	399.00	14,440.93	12,902.02	0.00	6,536.05	81
59900	Other Charges	0.00	4,800.00	0.00	0.00	0.00	0.00	4,800.00	0
TOTALS:	Function: 71100 - Regular Instruction Program	27,656.30	52,705.18	399.00	14,440.93	12,902.02	0.00	25,362.23	52
Function : 72130 - Other Student Support									
49900	Other Supplies & Materials	0.00	7,500.00	0.00	5,684.54	0.00	0.00	1,815.46	76
TOTALS:	Function: 72130 - Other Student Support	0.00	7,500.00	0.00	5,684.54	0.00	0.00	1,815.46	76
Function : 72210 - Regular Instruction Program Support									
18900	Other Salaries & Wages	32,000.00	32,000.00	3,096.00	24,768.00	0.00	0.00	7,232.00	77
20100	Social Security	1,984.00	1,984.00	178.02	1,474.85	0.00	0.00	509.15	74
20400	State Retirement	2,294.00	2,294.00	221.98	1,775.83	0.00	0.00	518.17	77
20600	Life Insurance	96.00	96.00	10.36	77.70	0.00	0.00	18.30	81
20700	Medical Insurance	6,900.00	6,900.00	685.62	3,085.29	0.00	0.00	3,814.71	45
21200	Employer Medicare	212.00	464.00	41.64	344.92	0.00	0.00	119.08	74
35500	Travel	0.00	200.00	5.41	119.09	0.00	0.00	80.91	60
49900	Other Supplies & Materials	0.00	30,000.00	0.00	9,950.00	0.00	0.00	20,050.00	33
52400	In-Service/Staff Development	67,139.18	4,266.82	0.00	3,900.00	0.00	0.00	366.82	91
TOTALS:	Function: 72210 - Regular Instruction Program Support	110,625.18	78,204.82	4,239.03	45,495.68	0.00	0.00	32,709.14	58
TOTALS:	Project: 4000 - Title IV	138,281.48	138,410.00	4,638.03	65,621.15	12,902.02	0.00	59,886.83	57

COLLIERVILLE SCHOOLS

EXPENSES BY FUNCTION

Report Code: BAT_GL_TEMPLATE

BATCH QUEUE ID 491127

FOR MARCH, 2022

PROJECT : 7000 - ARP HOMELESS

Page: 8 of 30

04/07/2022

11:58:19 AM

OBJECT	DESCRIPTION	BUDGET AMOUNT	ADJUSTED BUDGET	CURRENT ACTIVITY	YTD ACTIVITY	ENCUMBRANCE	REQUISITION	UNENCUMBERED BALANCE	PERCENT ENCMBRD
Function : 72130 - Other Student Support									
39900	Other Contracted Services	29,425.00	29,425.00	0.00	0.00	0.00	0.00	29,425.00	0
59900	Other Charges	3,200.00	6,919.31	0.00	427.50	0.00	0.00	6,491.81	6
TOTALS:	Function: 72130 - Other Student Support	32,625.00	36,344.31	0.00	427.50	0.00	0.00	35,916.81	1
Function : 72210 - Regular Instruction Program Support									
18900	Other Salaries & Wages	5,086.90	5,086.90	0.00	0.00	0.00	0.00	5,086.90	0
20100	Social Security	315.40	315.40	0.00	0.00	0.00	0.00	315.40	0
20400	State Retirement	523.95	523.95	0.00	0.00	0.00	0.00	523.95	0
21200	Employer Medicare	73.75	73.75	0.00	0.00	0.00	0.00	73.75	0
TOTALS:	Function: 72210 - Regular Instruction Program Support	6,000.00	6,000.00	0.00	0.00	0.00	0.00	6,000.00	0
Function : 72710 - Transportation									
39900	Other Contracted Services	5,696.62	5,696.62	0.00	0.00	0.00	0.00	5,696.62	0
TOTALS:	Function: 72710 - Transportation	5,696.62	5,696.62	0.00	0.00	0.00	0.00	5,696.62	0
TOTALS:	Project: 7000 - ARP Homeless	44,321.62	48,040.93	0.00	427.50	0.00	0.00	47,613.43	1

COLLIERVILLE SCHOOLS

EXPENSES BY FUNCTION

Report Code: BAT_GL_TEMPLATE

BATCH QUEUE ID 491127

FOR MARCH, 2022

PROJECT : 8005 - CARL PERKINS

Page: 9 of 30

04/07/2022

11:58:19 AM

OBJECT	DESCRIPTION	BUDGET AMOUNT	ADJUSTED BUDGET	CURRENT ACTIVITY	YTD ACTIVITY	ENCUMBRANCE	REQUISITION	UNENCUMBERED BALANCE	PERCENT ENCMBRD
Function : 71300 - Vocational Education Program									
42900	Instructional Supplies & Materials	22,750.50	23,733.93	0.00	23,698.39	0.00	0.00	35.54	100
42903	Instructional Supplies & Materials - Consumables	3,000.00	1,867.57	0.00	1,867.57	0.00	0.00	0.00	100
49900	Other Supplies & Materials	30,000.00	30,000.00	9,210.00	13,280.00	14,451.00	0.00	2,269.00	92
73000	Vocational Equipment	994.13	2,893.13	0.00	179.55	1,500.00	0.00	1,213.58	58
TOTALS:	Function: 71300 - Vocational Education Program	56,744.63	58,494.63	9,210.00	39,025.51	15,951.00	0.00	3,518.12	94
Function : 72130 - Other Student Support									
39900	Other Contracted Services	8,000.00	8,000.00	0.00	0.00	0.00	0.00	8,000.00	0
52400	In-Service/Staff Development	8,839.84	8,839.84	0.00	5,149.16	0.00	0.00	3,690.68	58
52403	Carl Perkins Travel (CTSO)	10,526.89	10,526.89	0.00	0.00	195.00	0.00	10,331.89	2
TOTALS:	Function: 72130 - Other Student Support	27,366.73	27,366.73	0.00	5,149.16	195.00	0.00	22,022.57	20
Function : 72230 - Vocational Education Program Support									
52400	In-Service/Staff Development	6,000.00	4,500.00	262.55	3,141.08	0.00	0.00	1,358.92	70
59900	Other Charges	250.00	0.00	0.00	0.00	0.00	0.00	0.00	0
TOTALS:	Function: 72230 - Vocational Education Program Support	6,250.00	4,500.00	262.55	3,141.08	0.00	0.00	1,358.92	70
Function : 99100 - Transfers Out									
50400	Indirect Cost	2,273.11	2,273.11	189.45	942.72	0.00	0.00	1,330.39	41
TOTALS:	Function: 99100 - Transfers Out	2,273.11	2,273.11	189.45	942.72	0.00	0.00	1,330.39	41
TOTALS:	Project: 8005 - Carl Perkins	92,634.47	92,634.47	9,662.00	48,258.47	16,146.00	0.00	28,230.00	70

COLLIERVILLE SCHOOLS

Report Code: BAT_GL_TEMPLATE

EXPENSES BY FUNCTION

BATCH QUEUE ID 491127

FOR MARCH, 2022

PROJECT : 8930 - IDEA PARTNERSHIP FOR SYSTEMIC CHANGE

OBJECT	DESCRIPTION	BUDGET AMOUNT	ADJUSTED BUDGET	CURRENT ACTIVITY	YTD ACTIVITY	ENCUMBRANCE	REQUISITION	UNENCUMBERED BALANCE	PERCENT ENCUMBRD
Function : 71200 - Special Education Program									
42900	Instructional Supplies & Materials	536.48	536.48	0.00	0.00	530.69	0.00	5.79	99
TOTALS:	Function: 71200 - Special Education Program	536.48	536.48	0.00	0.00	530.69	0.00	5.79	99
TOTALS:	Project: 8930 - IDEA PARTNERSHIP FOR SYSTEMIC CHANGE	536.48	536.48	0.00	0.00	530.69	0.00	5.79	99

COLLIERVILLE SCHOOLS

EXPENSES BY FUNCTION

Report Code: BAT_GL_TEMPLATE

BATCH QUEUE ID 491127

FOR MARCH, 2022

PROJECT : 9000 - IDEA PART B

Page: 11 of 30

04/07/2022

11:58:19 AM

OBJECT	DESCRIPTION	BUDGET AMOUNT	ADJUSTED BUDGET	CURRENT ACTIVITY	YTD ACTIVITY	ENCUMBRANCE	REQUISITION	UNENCUMBERED BALANCE	PERCENT ENCMBRD
Function : 71200 - Special Education Program									
11600	Teachers	418,500.00	418,500.00	31,807.69	267,761.94	0.00	0.00	150,738.06	64
11630	TEACHERS-COMP ED	0.00	20,000.00	0.00	0.00	0.00	0.00	20,000.00	0
16300	Educational Assistants	607,100.00	607,100.00	58,365.39	412,210.81	0.00	0.00	194,889.19	68
16330	ED ASSISTANTS-COMP ED	0.00	12,892.00	0.00	0.00	0.00	0.00	12,892.00	0
18900	Other Salaries & Wages	35,330.00	0.00	0.00	0.00	0.00	0.00	0.00	0
18920	Other Salaries - CCEIS	140,000.00	140,000.00	10,039.92	85,339.37	0.00	0.00	54,660.63	61
20100	Social Security	63,491.04	61,449.90	4,949.24	37,501.26	0.00	0.00	23,948.64	61
20120	Social Security - CCEIS	10,830.00	10,830.00	574.73	4,936.80	0.00	0.00	5,893.20	46
20130	Social Security - Compensatory Ed	0.00	2,041.14	0.00	0.00	0.00	0.00	2,041.14	0
20400	State Retirement	104,647.68	101,190.40	7,853.51	59,789.63	0.00	0.00	41,400.77	59
20420	Retirement - CCEIS	13,900.00	13,900.00	1,034.12	8,790.02	0.00	0.00	5,109.98	63
20430	Retirement - Compensatory Ed	0.00	3,457.28	0.00	0.00	0.00	0.00	3,457.28	0
20600	Life Insurance	3,200.00	3,200.00	297.05	2,213.79	0.00	0.00	986.21	69
20620	Life Insurance - CCEIS	425.00	425.00	39.32	294.90	0.00	0.00	130.10	69
20700	Medical Insurance	135,485.34	214,740.00	21,584.32	158,541.26	0.00	0.00	56,198.74	74
20720	Medical Insurance - CCEIS	16,710.00	16,710.00	1,670.74	12,530.55	0.00	0.00	4,179.45	75
21200	Employer Medicare	15,495.87	15,018.68	1,157.50	8,769.59	0.00	0.00	6,249.09	58
21220	Medicare - CCEIS	2,000.00	2,000.00	134.40	1,155.37	0.00	0.00	844.63	58
21230	Medicare - Compensatory Ed	0.00	477.19	0.00	0.00	0.00	0.00	477.19	0
31201	Contracts w Private Agencies-Set Aside	18,069.10	84,245.90	5,760.00	17,295.00	0.00	0.00	66,950.90	21
42900	Instructional Supplies & Materials	0.00	30,000.00	1,308.77	1,308.77	12,058.70	834.93	15,797.60	47
42920	Instructional Supplies - IDEA-CCEIS	0.00	54,942.31	0.00	0.00	0.00	0.00	54,942.31	0
72500	Special Education Equipment	0.00	14,425.00	0.00	0.00	0.00	0.00	14,425.00	0
TOTALS:	Function: 71200 - Special Education Program	1,585,184.03	1,827,544.80	146,576.70	1,078,439.06	12,058.70	834.93	736,212.11	60
Function : 72220 - Special Education Program Support									
13100	Medical Personnel	82,800.00	82,800.00	6,368.46	54,131.91	0.00	0.00	28,668.09	65
18920	Other Salaries - CCEIS	0.00	4,000.00	0.00	0.00	0.00	0.00	4,000.00	0

COLLIERVILLE SCHOOLS

EXPENSES BY FUNCTION

Report Code: BAT_GL_TEMPLATE

BATCH QUEUE ID 491127

FOR MARCH, 2022

PROJECT : 9000 - IDEA PART B

Page: 12 of 30

04/07/2022

11:58:19 AM

OBJECT	DESCRIPTION	BUDGET AMOUNT	ADJUSTED BUDGET	CURRENT ACTIVITY	YTD ACTIVITY	ENCUMBRANCE	REQUISITION	UNENCUMBERED BALANCE	PERCENT ENCMBRD
19620	In-Service Training - CCEIS	10,000.00	30,000.00	0.00	0.00	0.00	0.00	30,000.00	0
20100	Social Security	5,200.00	5,140.00	395.70	3,362.54	0.00	0.00	1,777.46	65
20120	Social Security - CCEIS	620.00	2,110.00	0.00	0.00	0.00	0.00	2,110.00	0
20400	State Retirement	8,015.80	7,800.00	598.64	5,088.44	0.00	0.00	2,711.56	65
20420	Retirement - CCEIS	1,014.20	3,510.00	0.00	0.00	0.00	0.00	3,510.00	0
20600	Life Insurance	250.00	250.00	24.90	186.75	0.00	0.00	63.25	75
21200	Employer Medicare	2,000.00	1,205.00	92.54	786.38	0.00	0.00	418.62	65
21220	Medicare - CCEIS	145.00	495.00	0.00	0.00	0.00	0.00	495.00	0
31000	Contracts w Otr Public Agencies	0.00	22,000.00	1,275.00	3,330.00	0.00	0.00	18,670.00	15
32200	Evaluation & Testing	0.00	1,199.00	0.00	0.00	0.00	0.00	1,199.00	0
39900	Other Contracted Services	0.00	38,047.94	0.00	0.00	0.00	0.00	38,047.94	0
39920	OTHER CONTRACTED SERVICES-CCEIS	0.00	8,338.75	0.00	0.00	0.00	0.00	8,338.75	0
49920	Other Supplies & Materials - CCEIS	732.00	732.00	0.00	732.00	0.00	0.00	0.00	100
52401	In Service/Staff Dev - Non Public	0.00	10,000.00	0.00	0.00	0.00	0.00	10,000.00	0
52420	In-Service/Staff Development - CCEIS	42,700.00	85,964.71	0.00	24,520.75	1,200.00	0.00	60,243.96	30
79000	Other Equipment	0.00	1,661.45	0.00	0.00	0.00	0.00	1,661.45	0
TOTALS:	Function: 72220 - Special Education Program Support	153,477.00	305,253.85	8,755.24	92,138.77	1,200.00	0.00	211,915.08	31
Function : 99100 - Transfers Out									
50400	Indirect Cost	34,773.22	39,893.14	3,106.64	23,411.56	0.00	0.00	16,481.58	59
TOTALS:	Function: 99100 - Transfers Out	34,773.22	39,893.14	3,106.64	23,411.56	0.00	0.00	16,481.58	59
TOTALS:	Project: 9000 - IDEA PART B	1,773,434.25	2,172,691.79	158,438.58	1,193,989.39	13,258.70	834.93	964,608.77	56

COLLIERVILLE SCHOOLS

EXPENSES BY FUNCTION

Report Code: BAT_GL_TEMPLATE

BATCH QUEUE ID 491127

FOR MARCH, 2022

PROJECT : 9010 - ARP IDEA PART B

Page: 13 of 30

04/07/2022

11:58:19 AM

OBJECT	DESCRIPTION	BUDGET AMOUNT	ADJUSTED BUDGET	CURRENT ACTIVITY	YTD ACTIVITY	ENCUMBRANCE	REQUISITION	UNENCUMBERED BALANCE	PERCENT ENCMBRD
Function : 71200 - Special Education Program									
12800	Homebound Teachers	106,600.00	106,600.00	8,453.77	33,297.93	0.00	0.00	73,302.07	31
16300	Educational Assistants	162,000.00	162,000.00	7,450.80	32,269.05	0.00	0.00	129,730.95	20
20100	Social Security	16,600.00	16,600.00	744.64	2,707.90	0.00	0.00	13,892.10	16
20400	State Retirement	26,000.00	26,000.00	1,083.31	3,686.43	0.00	0.00	22,313.57	14
20600	Life Insurance	921.00	921.00	43.84	155.56	0.00	0.00	765.44	17
20700	Medical Insurance	55,200.00	55,200.00	1,714.05	2,742.48	0.00	0.00	52,457.52	5
21200	Employer Medicare	4,000.00	4,000.00	219.45	925.60	0.00	0.00	3,074.40	23
31201	Contracts w Private Agencies-Set Aside	15,404.72	15,404.72	0.00	9,780.00	0.00	0.00	5,624.72	63
72500	Special Education Equipment	9,866.52	9,866.52	0.00	9,822.00	0.00	0.00	44.52	100
TOTALS:	Function: 71200 - Special Education Program	396,592.24	396,592.24	19,709.86	95,386.95	0.00	0.00	301,205.29	24
TOTALS:	Project: 9010 - ARP IDEA PART B	396,592.24	396,592.24	19,709.86	95,386.95	0.00	0.00	301,205.29	24

COLLIERVILLE SCHOOLS

EXPENSES BY FUNCTION

Report Code: BAT_GL_TEMPLATE

BATCH QUEUE ID:491127

FOR MARCH, 2022

PROJECT : 9100 - IDEA PRESCHOOL INCENTIVE

Page: 14 of 30

04/07/2022

11:58:19 AM

OBJECT	DESCRIPTION	BUDGET AMOUNT	ADJUSTED BUDGET	CURRENT ACTIVITY	YTD ACTIVITY	ENCUMBRANCE	REQUISITION	UNENCUMBERED BALANCE	PERCENT ENCMBRD
Function : 71200 - Special Education Program									
31201	Contracts w Private Agencies-Set Aside	1,656.41	6,981.10	0.00	0.00	0.00	0.00	6,981.10	0
42900	Instructional Supplies & Materials	10,000.00	4,675.31	275.40	2,692.34	0.00	0.00	1,982.97	58
49900	Other Supplies & Materials	0.00	4,000.00	0.00	0.00	1,975.20	0.00	2,024.80	49
72500	Special Education Equipment	11,403.08	18,520.18	0.00	6,864.17	0.00	0.00	11,656.01	37
TOTALS:	Function: 71200 - Special Education Program	23,059.49	34,176.59	275.40	9,556.51	1,975.20	0.00	22,644.88	34
Function : 72220 - Special Education Program Support									
19600	In-Service Training	2,000.00	2,000.00	0.00	0.00	0.00	0.00	2,000.00	0
20100	Social Security	124.00	124.00	0.00	0.00	0.00	0.00	124.00	0
20400	State Retirement	215.00	215.00	0.00	0.00	0.00	0.00	215.00	0
21200	Employer Medicare	30.00	30.00	0.00	0.00	0.00	0.00	30.00	0
52400	In-Service/Staff Development	7,000.00	10,512.44	0.00	0.00	0.00	0.00	10,512.44	0
TOTALS:	Function: 72220 - Special Education Program Support	9,369.00	12,881.44	0.00	0.00	0.00	0.00	12,881.44	0
Function : 99100 - Transfers Out									
50400	Indirect Cost	420.51	420.51	5.51	53.85	0.00	0.00	366.66	13
TOTALS:	Function: 99100 - Transfers Out	420.51	420.51	5.51	53.85	0.00	0.00	366.66	13
TOTALS:	Project: 9100 - IDEA PRESCHOOL INCENTIVE	32,849.00	47,478.54	280.91	9,610.36	1,975.20	0.00	35,892.98	24

COLLIERVILLE SCHOOLS

EXPENSES BY FUNCTION

Report Code: BAT_GL_TEMPLATE

BATCH QUEUE ID 491127

FOR MARCH, 2022

PROJECT : 9110 - ARP IDEA PRESCHOOL

Page: 15 of 30

04/07/2022

11:58:19 AM

OBJECT	DESCRIPTION	BUDGET AMOUNT	ADJUSTED BUDGET	CURRENT ACTIVITY	YTD ACTIVITY	ENCUMBRANCE	REQUISITION	UNENCUMBERED BALANCE	PERCENT ENCMBRD
Function : 71200 - Special Education Program									
31201	Contracts w Private Agencies-Set Aside	6,547.11	6,547.11	0.00	6,210.00	0.00	0.00	337.11	95
42900	Instructional Supplies & Materials	24,312.21	24,312.21	0.00	22,850.68	0.00	0.00	1,461.53	94
TOTALS:	Function: 71200 - Special Education Program	30,859.32	30,859.32	0.00	29,060.68	0.00	0.00	1,798.64	94
Function : 99100 - Transfers Out									
50400	Indirect Cost	617.19	617.19	0.00	581.21	0.00	0.00	35.98	94
TOTALS:	Function: 99100 - Transfers Out	617.19	617.19	0.00	581.21	0.00	0.00	35.98	94
TOTALS:	Project: 9110 - ARP IDEA PRESCHOOL	31,476.51	31,476.51	0.00	29,641.89	0.00	0.00	1,834.62	94

COLLIERVILLE SCHOOLS

EXPENSES BY FUNCTION

Report Code: BAT_GL_TEMPLATE

BATCH QUEUE ID 491127

FOR MARCH, 2022

PROJECT : 9310 - ESSER GRANT

Page: 16 of 30

04/07/2022

11:58:19 AM

OBJECT	DESCRIPTION	BUDGET AMOUNT	ADJUSTED BUDGET	CURRENT ACTIVITY	YTD ACTIVITY	ENCUMBRANCE	REQUISITION	UNENCUMBERED BALANCE	PERCENT ENCMBRD
Function : 71100 - Regular Instruction Program									
49901	Other Supplies & Materials - Set Aside	2,548.26	1,126.39	0.00	1,126.39	0.00	0.00	0.00	100
72200	Reg Inst Equipment	22,000.00	22,000.00	0.00	22,000.00	0.00	0.00	0.00	100
TOTALS:	Function: 71100 - Regular Instruction Program	24,548.26	23,126.39	0.00	23,126.39	0.00	0.00	0.00	100
Function : 72210 - Regular Instruction Program Support									
49901	Other Supplies & Materials - Set Aside	3,047.71	3,015.32	1,836.00	2,995.63	0.00	0.00	19.69	99
79000	Other Equipment	11,941.69	11,941.69	0.00	1,386.58	10,378.26	0.00	176.85	99
79001	Other Equipment	0.00	1,459.26	115.00	115.00	0.00	0.00	1,344.26	8
TOTALS:	Function: 72210 - Regular Instruction Program Support	14,989.40	16,416.27	1,951.00	4,497.21	10,378.26	0.00	1,540.80	91
Function : 72610 - Operation of Plant									
41000	Custodial Supplies	5,040.00	5,040.00	0.00	1,447.80	3,556.63	0.00	35.57	99
41001	Custodial Supplies - Set Aside	160.89	155.89	0.00	154.99	0.00	0.00	0.90	99
49900	Other Supplies & Materials	37,012.75	37,012.75	0.00	0.00	31,312.61	0.00	5,700.14	85
TOTALS:	Function: 72610 - Operation of Plant	42,213.64	42,208.64	0.00	1,602.79	34,869.24	0.00	5,736.61	86
TOTALS:	Project: 9310 - ESSER GRANT	81,751.30	81,751.30	1,951.00	29,226.39	45,247.50	0.00	7,277.41	91

COLLIERVILLE SCHOOLS

EXPENSES BY FUNCTION

Report Code: BAT_GL_TEMPLATE

BATCH QUEUE ID 491127

FOR MARCH, 2022

PROJECT : 9350 - ESSER GRANT 2.0

Page: 17 of 30

04/07/2022

11:58:19 AM

OBJECT	DESCRIPTION	BUDGET AMOUNT	ADJUSTED BUDGET	CURRENT ACTIVITY	YTD ACTIVITY	ENCUMBRANCE	REQUISITION	UNENCUMBERED BALANCE	PERCENT ENCMBRD
Function : 71100 - Regular Instruction Program									
16300	Educational Assistants	0.00	181,518.00	0.00	0.00	0.00	0.00	181,518.00	0
18900	Other Salaries & Wages	100,000.00	206,482.82	0.00	11,730.00	0.00	0.00	194,752.82	6
19500	Sub Teachers-Certified	0.00	20,000.00	0.00	0.00	0.00	0.00	20,000.00	0
20100	Social Security	6,262.00	39,100.18	0.00	765.08	0.00	0.00	38,335.10	2
20400	State Retirement	14,368.52	45,217.46	0.00	1,163.13	0.00	0.00	44,054.33	3
20600	Life Insurance	0.00	431.16	0.00	0.00	0.00	0.00	431.16	0
20700	Medical Insurance	0.00	13,800.00	0.00	0.00	0.00	0.00	13,800.00	0
21200	Employer Medicare	1,464.50	4,096.51	0.00	178.93	0.00	0.00	3,917.58	4
21240	Medicare - Learning Loss	0.00	5,047.89	0.00	0.00	0.00	0.00	5,047.89	0
33000	Operating Lease Payments	900,670.00	900,670.00	0.00	891,574.25	0.00	0.00	9,095.75	99
42900	Instructional Supplies & Materials	148,362.72	101,905.72	0.00	1,399.44	0.00	0.00	100,506.28	1
47100	Software	130,000.00	130,000.00	0.00	109,090.00	0.00	0.00	20,910.00	84
49900	Other Supplies & Materials	45,500.00	45,500.00	0.00	32,025.00	0.00	0.00	13,475.00	70
72200	Reg Inst Equipment	3,885,836.00	3,932,293.00	0.00	3,576,317.39	46,100.00	0.00	309,875.61	92
TOTALS:	Function: 71100 - Regular Instruction Program	5,232,463.74	5,626,062.74	0.00	4,624,243.22	46,100.00	0.00	955,719.52	83
Function : 71200 - Special Education Program									
39900	Other Contracted Services	500,000.00	33,225.00	0.00	33,225.00	0.00	0.00	0.00	100
42900	Instructional Supplies & Materials	60,000.00	0.00	0.00	0.00	0.00	0.00	0.00	0
TOTALS:	Function: 71200 - Special Education Program	560,000.00	33,225.00	0.00	33,225.00	0.00	0.00	0.00	100
Function : 72210 - Regular Instruction Program Support									
18900	Other Salaries & Wages	8,650.00	8,650.00	0.00	0.00	0.00	0.00	8,650.00	0
20100	Social Security	536.30	536.30	0.00	0.00	0.00	0.00	536.30	0
20400	State Retirement	620.05	620.05	0.00	0.00	0.00	0.00	620.05	0
20600	Life Insurance	26.00	26.00	0.00	0.00	0.00	0.00	26.00	0
21200	Employer Medicare	167.65	167.65	0.00	0.00	0.00	0.00	167.65	0
TOTALS:	Function: 72210 - Regular Instruction Program Support	10,000.00	10,000.00	0.00	0.00	0.00	0.00	10,000.00	0

COLLIERVILLE SCHOOLS

EXPENSES BY FUNCTION

Report Code: BAT_GL_TEMPLATE

BATCH QUEUE ID 491127

FOR MARCH, 2022

PROJECT : 9350 - ESSER GRANT 2.0

Page: 18 of 30

04/07/2022

11:58:19 AM

OBJECT	DESCRIPTION	BUDGET AMOUNT	ADJUSTED BUDGET	CURRENT ACTIVITY	YTD ACTIVITY	ENCUMBRANCE	REQUISITION	UNENCUMBERED BALANCE	PERCENT ENCMBRD
Function : 72610 - Operation of Plant									
41000	Custodial Supplies	74,672.22	63,059.72	0.00	32,697.30	0.00	0.00	30,362.42	52
49900	Other Supplies & Materials	0.00	18,387.50	0.00	9,235.63	1,220.50	0.00	7,931.37	57
72000	Plant Operation Equipment	250,000.00	460,000.00	6,364.00	259,982.41	0.00	0.00	200,017.59	57
TOTALS:	Function: 72610 - Operation of Plant	324,672.22	541,447.22	6,364.00	301,915.34	1,220.50	0.00	238,311.38	56
Function : 73100 - Food Service									
49900	Other Supplies & Materials	143,599.00	0.00	0.00	0.00	0.00	0.00	0.00	0
TOTALS:	Function: 73100 - Food Service	143,599.00	0.00	0.00	0.00	0.00	0.00	0.00	0
Function : 76100 - Regular Capital Outlay									
70700	Building Improvements	80,000.00	140,000.00	0.00	0.00	0.00	0.00	140,000.00	0
TOTALS:	Function: 76100 - Regular Capital Outlay	80,000.00	140,000.00	0.00	0.00	0.00	0.00	140,000.00	0
TOTALS:	Project: 9350 - ESSER GRANT 2.0	6,350,734.96	6,350,734.96	6,364.00	4,959,383.56	47,320.50	0.00	1,344,030.90	79

COLLIERVILLE SCHOOLS

EXPENSES BY FUNCTION

Report Code: BAT_GL_TEMPLATE

BATCH QUEUE ID 491127

FOR MARCH, 2022

PROJECT : 9360 - ESSER GRANT 3.0

Page: 19 of 30

04/07/2022

11:58:19 AM

OBJECT	DESCRIPTION	BUDGET AMOUNT	ADJUSTED BUDGET	CURRENT ACTIVITY	YTD ACTIVITY	ENCUMBRANCE	REQUISITION	UNENCUMBERED BALANCE	PERCENT ENCMBRD
Function : 71100 - Regular Instruction Program									
11645	Teachers-TN All Corp	1,440,000.00	1,440,000.00	35,413.29	300,928.17	0.00	0.00	1,139,071.83	21
16340	Educ Assistants - Learning Loss	600,000.00	600,000.00	14,365.11	105,426.04	0.00	0.00	494,573.96	18
16345	Educational Asst-TN All Corp	0.00	400,000.00	0.00	0.00	0.00	0.00	400,000.00	0
18945	Other Salaries & Wages-TN All Corp	342,300.04	164,685.71	0.00	0.00	0.00	0.00	164,685.71	0
19500	Sub Teachers-Certified	750,000.00	750,000.00	18,464.00	129,874.00	0.00	0.00	620,126.00	17
20100	Social Security	46,500.00	46,500.00	1,011.88	3,499.35	0.00	0.00	43,000.65	8
20140	Social Security - Learning Loss	37,200.00	37,200.00	751.24	5,888.48	0.00	0.00	31,311.52	16
20145	Social Security-TN All Corp	114,254.62	131,833.70	1,964.88	20,577.40	0.00	0.00	111,256.30	16
20400	State Retirement	0.00	0.00	70.51	70.52	0.00	0.00	-70.52	0
20440	Retirement - Learning Loss	43,020.00	43,020.00	959.50	7,488.83	0.00	0.00	35,531.17	17
20445	State Retirement-TN All Corp	132,129.94	152,459.30	3,160.36	26,857.13	0.00	0.00	125,602.17	18
20600	Life Insurance	0.00	2,250.00	47.20	196.68	0.00	0.00	2,053.32	9
20640	Life Insurance - Learning Loss	1,800.00	1,800.00	33.80	253.50	0.00	0.00	1,546.50	14
20645	Life Insurance-TN All Corp	4,320.00	5,520.00	138.62	1,039.65	0.00	0.00	4,480.35	19
20700	Medical Insurance	0.00	186,300.00	2,056.86	9,472.81	0.00	0.00	176,827.19	5
20740	Medical Insurance - Learning Loss	172,461.12	172,461.12	2,356.36	17,672.70	0.00	0.00	154,788.42	10
20745	Medical Insurance-TN All Corp	172,461.12	287,435.20	6,383.46	50,642.44	0.00	0.00	236,792.76	18
21200	Employer Medicare	10,875.00	10,875.00	269.70	884.45	0.00	0.00	9,990.55	8
21240	Medicare - Learning Loss	8,700.00	8,700.00	175.66	1,377.03	0.00	0.00	7,322.97	16
21245	Employer Medicare-TN All Corp	26,720.84	30,832.08	459.54	4,788.32	0.00	0.00	26,043.76	16
39945	Other Contr Services-TN All Corp	439,673.97	0.00	0.00	0.00	0.00	0.00	0.00	0
47145	Software-TN All Corp	120,000.00	120,000.00	0.00	0.00	0.00	0.00	120,000.00	0
TOTALS:	Function: 71100 - Regular Instruction Program	4,462,416.65	4,591,872.11	88,081.97	686,937.50	0.00	0.00	3,904,934.61	15
Function : 71200 - Special Education Program									
39900	Other Contracted Services	250,000.00	10,000.00	0.00	0.00	0.00	0.00	10,000.00	0

COLLIERVILLE SCHOOLS

EXPENSES BY FUNCTION

Report Code: BAT_GL_TEMPLATE

BATCH QUEUE ID 491127

FOR MARCH, 2022

PROJECT : 9360 - ESSER GRANT 3.0

Page: 20 of 30

04/07/2022

11:58:19 AM

OBJECT	DESCRIPTION	BUDGET AMOUNT	ADJUSTED BUDGET	CURRENT ACTIVITY	YTD ACTIVITY	ENCUMBRANCE	REQUISITION	UNENCUMBERED BALANCE	PERCENT ENCMBRD
42900	Instructional Supplies & Materials	30,000.00	1,190.00	0.00	0.00	0.00	0.00	1,190.00	0
47100	Software	0.00	21,810.00	0.00	0.00	0.00	0.00	21,810.00	0
TOTALS:	Function: 71200 - Special Education Program	280,000.00	33,000.00	0.00	0.00	0.00	0.00	33,000.00	0
Function : 72130 - Other Student Support									
12300	Guidance Personnel	167,349.00	167,349.00	4,291.00	36,473.50	0.00	0.00	130,875.50	22
20100	Social Security	10,375.64	10,375.64	255.38	2,182.40	0.00	0.00	8,193.24	21
20400	State Retirement	11,998.92	11,998.92	441.98	3,756.83	0.00	0.00	8,242.09	31
20600	Life Insurance	502.05	502.05	16.80	126.00	0.00	0.00	376.05	25
20700	Medical Insurance	20,700.00	20,700.00	0.00	0.00	0.00	0.00	20,700.00	0
21200	Employer Medicare	2,426.56	2,426.56	59.72	510.36	0.00	0.00	1,916.20	21
TOTALS:	Function: 72130 - Other Student Support	213,352.17	213,352.17	5,064.88	43,049.09	0.00	0.00	170,303.08	20
Function : 72210 - Regular Instruction Program Support									
10500	Supervisor/Director	332,712.00	332,712.00	8,537.77	81,021.81	0.00	0.00	251,690.19	24
20100	Social Security	20,629.74	20,629.74	483.44	4,683.93	0.00	0.00	15,945.81	23
20400	State Retirement	23,855.46	23,855.46	879.39	8,345.24	0.00	0.00	15,510.22	35
20600	Life Insurance	999.00	999.00	33.30	249.75	0.00	0.00	749.25	25
20700	Medical Insurance	23,855.46	27,000.00	1,197.66	8,982.45	0.00	0.00	18,017.55	33
21200	Employer Medicare	4,824.33	4,824.33	113.06	1,095.43	0.00	0.00	3,728.90	23
47145	Software-TN All Corp	90,968.04	90,968.04	0.00	0.00	0.00	0.00	90,968.04	0
52400	In-Service/Staff Development	0.00	40,950.00	0.00	0.00	0.00	0.00	40,950.00	0
TOTALS:	Function: 72210 - Regular Instruction Program Support	497,844.03	541,938.57	11,244.62	104,378.61	0.00	0.00	437,559.96	19
Function : 72220 - Special Education Program Support									
52400	In-Service/Staff Development	0.00	1,500.00	0.00	0.00	0.00	0.00	1,500.00	0
TOTALS:	Function: 72220 - Special Education Program Support	0.00	1,500.00	0.00	0.00	0.00	0.00	1,500.00	0

COLLIERVILLE SCHOOLS

EXPENSES BY FUNCTION

Report Code: BAT_GL_TEMPLATE

BATCH QUEUE ID 491127

FOR MARCH, 2022

PROJECT : 9360 - ESSER GRANT 3.0

Page: 21 of 30

04/07/2022

11:58:19 AM

OBJECT	DESCRIPTION	BUDGET AMOUNT	ADJUSTED BUDGET	CURRENT ACTIVITY	YTD ACTIVITY	ENCUMBRANCE	REQUISITION	UNENCUMBERED BALANCE	PERCENT ENCMBRD
Function : 72510 - Fiscal Services									
11900	Accountants/Bookkeepers	273,000.00	273,000.00	3,701.02	24,056.63	0.00	0.00	248,943.37	9
20100	Social Security	16,926.00	16,926.00	215.64	1,457.50	0.00	0.00	15,468.50	9
20400	State Retirement	19,574.10	19,574.10	265.38	1,724.97	0.00	0.00	17,849.13	9
20600	Life Insurance	819.00	819.00	14.70	88.20	0.00	0.00	730.80	11
20700	Medical Insurance	21,519.00	21,519.00	685.62	1,714.05	0.00	0.00	19,804.95	8
21200	Employer Medicare	3,958.50	3,958.50	50.44	340.88	0.00	0.00	3,617.62	9
TOTALS:	Function: 72510 - Fiscal Services	335,796.60	335,796.60	4,932.80	29,382.23	0.00	0.00	306,414.37	9
Function : 72610 - Operation of Plant									
72000	Plant Operation Equipment	1,700,186.00	1,772,136.00	11,704.98	11,704.98	979,629.02	0.00	780,802.00	56
TOTALS:	Function: 72610 - Operation of Plant	1,700,186.00	1,772,136.00	11,704.98	11,704.98	979,629.02	0.00	780,802.00	56
Function : 76100 - Regular Capital Outlay									
70700	Building Improvements	8,525,000.00	8,525,000.00	236,590.70	1,288,878.34	349,101.38	0.00	6,887,020.28	19
TOTALS:	Function: 76100 - Regular Capital Outlay	8,525,000.00	8,525,000.00	236,590.70	1,288,878.34	349,101.38	0.00	6,887,020.28	19
TOTALS:	Project: 9360 - ESSER GRANT 3.0	16,014,595.45	16,014,595.45	357,619.95	2,164,330.75	1,328,730.40	0.00	12,521,534.30	22

COLLIERVILLE SCHOOLS

EXPENSES BY FUNCTION

Page: 22 of 30
04/07/2022
11:58:19 AM

Report Code: BAT_GL_TEMPLATE

BATCH QUEUE ID 491127

FOR MARCH, 2022

PROJECT : 9370 - INNOVATIVE HIGH SCHOOLS GRANT

OBJECT	DESCRIPTION	BUDGET AMOUNT	ADJUSTED BUDGET	CURRENT ACTIVITY	YTD ACTIVITY	ENCUMBRANCE	REQUISITION	UNENCUMBERED BALANCE	PERCENT ENCMBRD
Function : 71300 - Vocational Education Program									
11600	Teachers	0.00	106,404.00	0.00	0.00	0.00	0.00	106,404.00	0
20100	Social Security	0.00	8,138.00	0.00	0.00	0.00	0.00	8,138.00	0
20400	State Retirement	0.00	10,960.00	0.00	0.00	0.00	0.00	10,960.00	0
20600	Life Insurance	0.00	336.00	0.00	0.00	0.00	0.00	336.00	0
20700	Medical Insurance	0.00	34,084.00	0.00	0.00	0.00	0.00	34,084.00	0
33600	Maint & Repair-Equipment	12,000.00	12,000.00	0.00	0.00	0.00	0.00	12,000.00	0
42900	Instructional Supplies & Materials	137,832.60	137,832.60	0.00	0.00	0.00	0.00	137,832.60	0
49900	Other Supplies & Materials	166,167.40	360,667.40	0.00	811.00	85,000.00	0.00	274,856.40	24
73000	Vocational Equipment	900,000.00	895,500.00	0.00	99,277.00	0.00	0.00	796,223.00	11
TOTALS:	Function: 71300 - Vocational Education Program	1,216,000.00	1,565,922.00	0.00	100,088.00	85,000.00	0.00	1,380,834.00	12
Function : 72130 - Other Student Support									
39900	Other Contracted Services	348,000.00	268,000.00	0.00	0.00	0.00	0.00	268,000.00	0
49900	Other Supplies & Materials	20,000.00	20,000.00	0.00	0.00	0.00	0.00	20,000.00	0
52400	In-Service/Staff Development	80,000.00	80,000.00	6,451.20	43,472.45	0.00	0.00	36,527.55	54
TOTALS:	Function: 72130 - Other Student Support	448,000.00	368,000.00	6,451.20	43,472.45	0.00	0.00	324,527.55	12
Function : 72230 - Vocational Education Program Support									
59900	Other Charges	336,000.00	66,078.00	0.00	0.00	0.00	0.00	66,078.00	0
TOTALS:	Function: 72230 - Vocational Education Program Support	336,000.00	66,078.00	0.00	0.00	0.00	0.00	66,078.00	0
TOTALS:	Project: 9370 - Innovative High Schools Grant	2,000,000.00	2,000,000.00	6,451.20	143,560.45	85,000.00	0.00	1,771,439.55	11

COLLIERVILLE SCHOOLS

EXPENSES BY FUNCTION

Report Code: BAT_GL_TEMPLATE

BATCH QUEUE ID 491127

FOR MARCH, 2022

PROJECT : 9380 - TN ALL CORPS GRANT

Page: 23 of 30

04/07/2022

11:58:19 AM

OBJECT	DESCRIPTION	BUDGET AMOUNT	ADJUSTED BUDGET	CURRENT ACTIVITY	YTD ACTIVITY	ENCUMBRANCE	REQUISITION	UNENCUMBERED BALANCE	PERCENT ENCMBRD
Function : 72210 - Regular Instruction Program Support									
39945	Other Contr Services-TN All Corp	300,000.00	300,000.00	0.00	16,750.00	0.00	0.00	283,250.00	6
42945	Instructional Supplies-TN All Corp	90,000.00	90,000.00	766.10	66,237.70	1,098.12	0.00	22,664.18	75
49945	Other Supp & Mat-TN All Corp	92,200.00	92,200.00	0.00	1,946.13	1,053.87	0.00	89,200.00	3
52445	In-Service/Staff Dev-TN All Corp	7,800.00	7,800.00	0.00	0.00	0.00	0.00	7,800.00	0
TOTALS:	Function: 72210 - Regular Instruction Program Support	490,000.00	490,000.00	766.10	84,933.83	2,151.99	0.00	402,914.18	18
TOTALS:	Project: 9380 - TN ALL CORPS GRANT	490,000.00	490,000.00	766.10	84,933.83	2,151.99	0.00	402,914.18	18

COLLIERVILLE SCHOOLS

EXPENSES BY FUNCTION

Report Code: BAT_GL_TEMPLATE

BATCH QUEUE ID 491127

FOR MARCH, 2022

PROJECT : 9390 - FISCAL PRE-MONITORING SUPPORTS GRANT

OBJECT	DESCRIPTION	BUDGET AMOUNT	ADJUSTED BUDGET	CURRENT ACTIVITY	YTD ACTIVITY	ENCUMBRANCE	REQUISITION	UNENCUMBERED BALANCE	PERCENT ENCMBRD
Function : 72510 - Fiscal Services									
39900	Other Contracted Services	46,200.00	46,200.00	0.00	0.00	0.00	0.00	46,200.00	0
TOTALS:	Function: 72510 - Fiscal Services	46,200.00	46,200.00	0.00	0.00	0.00	0.00	46,200.00	0
TOTALS:	Project: 9390 - Fiscal Pre-Monitoring Supports Grant	46,200.00	46,200.00	0.00	0.00	0.00	0.00	46,200.00	0

COLLIERVILLE SCHOOLS

Report Code: BAT_GL_TEMPLATE

BATCH QUEUE ID 491127

FOR MARCH, 2022

PROJECT : 9410 - EPIDEMIOLOGY AND LABORATORY CAPACITY GRANT

OBJECT	DESCRIPTION	BUDGET AMOUNT	ADJUSTED BUDGET	CURRENT ACTIVITY	YTD ACTIVITY	ENCUMBRANCE	REQUISITION	UNENCUMBERED BALANCE	PERCENT ENCUMBRD
42500	Gasoline	5,000.00	5,000.00	0.00	0.00	0.00	0.00	5,000.00	0
72900	Transportation Equipment	75,000.00	60,000.00	0.00	0.00	30,050.00	0.00	29,950.00	50
TOTALS:	Function: 72710 - Transportation	82,000.00	65,000.00	0.00	0.00	30,050.00	0.00	34,950.00	46
Function : 76100 - Regular Capital Outlay									
70700	Building Improvements	275,000.00	150,000.00	0.00	83,445.00	0.00	0.00	66,555.00	56
79000	Other Equipment	0.00	24,227.00	0.00	0.00	23,095.11	0.00	1,131.89	95
TOTALS:	Function: 76100 - Regular Capital Outlay	275,000.00	174,227.00	0.00	83,445.00	23,095.11	0.00	67,686.89	61
TOTALS:	Project: 9410 - Epidemiology and Laboratory Capacity Grant	2,492,699.69	2,492,699.69	59,977.31	629,367.20	57,141.86	136.67	1,806,053.96	28

COLLIERVILLE SCHOOLS

EXPENSES BY FUNCTION

Report Code: BAT_GL_TEMPLATE

BATCH QUEUE ID 491127

FOR MARCH, 2022

PROJECT : 9510 - EARLY LITERACY NETWORK GRANT

Page: 27 of 30

04/07/2022

11:58:19 AM

OBJECT	DESCRIPTION	BUDGET AMOUNT	ADJUSTED BUDGET	CURRENT ACTIVITY	YTD ACTIVITY	ENCUMBRANCE	REQUISITION	UNENCUMBERED BALANCE	PERCENT ENCMBRD
Function : 72210 - Regular Instruction Program Support									
39900	Other Contracted Services	80,000.00	80,000.00	0.00	0.00	0.00	0.00	80,000.00	0
TOTALS:	Function: 72210 - Regular Instruction Program Support	80,000.00	80,000.00	0.00	0.00	0.00	0.00	80,000.00	0
TOTALS:	Project: 9510 - Early Literacy Network Grant	80,000.00	80,000.00	0.00	0.00	0.00	0.00	80,000.00	0

COLLIERVILLE SCHOOLS

EXPENSES BY FUNCTION

Report Code: BAT_GL_TEMPLATE

BATCH QUEUE ID 491127

FOR MARCH, 2022

PROJECT : 9520 - LITERACY TRAINING TEACHER STIPEND GRANT

OBJECT	DESCRIPTION	BUDGET AMOUNT	ADJUSTED BUDGET	CURRENT ACTIVITY	YTD ACTIVITY	ENCUMBRANCE	REQUISITION	UNENCUMBERED BALANCE	PERCENT ENCMBRD
Function : 71100 - Regular Instruction Program									
18900	Other Salaries & Wages	1,000.00	1,000.00	0.00	1,000.00	0.00	0.00	0.00	100
TOTALS:	Function: 71100 - Regular Instruction Program	1,000.00	1,000.00	0.00	1,000.00	0.00	0.00	0.00	100
TOTALS:	Project: 9520 - Literacy Training Teacher Stipend Grant	1,000.00	1,000.00	0.00	1,000.00	0.00	0.00	0.00	100

COLLIERVILLE SCHOOLS

EXPENSES BY FUNCTION

Report Code: BAT_GL_TEMPLATE

BATCH QUEUE ID 491127

Page: 29 of 30

04/07/2022

11:58:19 AM

BUDGET AMOUNT	ADJUSTED BUDGET	CURRENT ACTIVITY	YTD ACTIVITY	ENCUMBRANCE	REQUISITION	UNENCUMBERED BALANCE	PERCENT ENCUMBRD
32,120,238.04	33,969,424.38	806,252.18	10,796,336.38	2,060,458.70	1,299.30	21,111,330.00	38
GRAND TOTAL:							

DISCRETIONARY GRANTS

COLLIERVILLE SCHOOLS

Page: 1 of 24

REVENUE BY FUNC

04/07/2022

Report Code: BAT_GL_TEMPLATE

BATCH QUEUE ID 491107

8:36:53 AM

FOR MARCH, 2022

PROJECT : 8010 - VOLUNTARY PRE-K

FUNCTION	DESCRIPTION	BUDGET AMOUNT	ADJUSTED BUDGET	CURRENT ACTIVITY	YTD ACTIVITY	ENCUMBRANCE	REQUISITION	UNENCUMBERED BALANCE	PERCENT ENCMBRD
46590	Other State Education Funds	190,174.30	190,174.30	16,140.69	116,899.25	0.00	0.00	73,275.05	61
TOTALS:	Project: 8010 - VOLUNTARY PRE-K	190,174.30	190,174.30	16,140.69	116,899.25	0.00	0.00	73,275.05	61

COLLIERVILLE SCHOOLS

REVENUE BY FUNC

04/07/2022

Report Code: BAT_GL_TEMPLATE

BATCH QUEUE ID 491107

8:36:53 AM

FOR MARCH, 2022

PROJECT : 8020 - COORDINATED SCHOOL HEALTH

FUNCTION	DESCRIPTION	BUDGET AMOUNT	ADJUSTED BUDGET	CURRENT ACTIVITY	YTD ACTIVITY	ENCUMBRANCE	REQUISITION	UNENCUMBERED BALANCE	PERCENT ENCUMBRD
46591	Coordinated School Health	90,000.00	90,000.00	8,398.43	35,517.61	0.00	0.00	54,482.39	39
TOTALS:	Project: 8020 - COORDINATED SCHOOL HEALTH	90,000.00	90,000.00	8,398.43	35,517.61	0.00	0.00	54,482.39	39

COLLIERVILLE SCHOOLS

Page: 3 of 24

REVENUE BY FUNC

04/07/2022

Report Code: BAT_GL_TEMPLATE

BATCH QUEUE ID 491107

8:36:53 AM

FOR MARCH, 2022

PROJECT : 8030 - SAFE SCHOOLS GRANT

FUNCTION	DESCRIPTION	BUDGET AMOUNT	ADJUSTED BUDGET	CURRENT ACTIVITY	YTD ACTIVITY	ENCUMBRANCE	REQUISITION	UNENCUMBERED BALANCE	PERCENT ENCUMBERD
46981	Safe Schools	214,967.00	214,967.00	9,199.68	90,232.50	0.00	0.00	124,734.50	42
TOTALS:	Project: 8030 - Safe Schools Grant	214,967.00	214,967.00	9,199.68	90,232.50	0.00	0.00	124,734.50	42

COLLIERVILLE SCHOOLS

Page: 4 of 24
 04/07/2022
 8:36:53 AM

REVENUE BY FUNC
 BATCH QUEUE ID 491107

Report Code: BAT_GL_TEMPLATE

FOR MARCH, 2022
 PROJECT : 8036 - AMERICA'S FARMERS GROW

FUNCTION	DESCRIPTION	BUDGET AMOUNT	ADJUSTED BUDGET	CURRENT ACTIVITY	YTD ACTIVITY	ENCUMBRANCE	REQUISITION	UNENCUMBERED BALANCE	PERCENT ENCMBRD
44990	Other Local Revenue	2,500.00	2,500.00	0.00	0.00	0.00	0.00	2,500.00	0
TOTALS:	Project: 8036 - America's Farmers Grow	2,500.00	2,500.00	0.00	0.00	0.00	0.00	2,500.00	0

COLLIERVILLE SCHOOLS

Page: 5 of 24

04/07/2022

8:36:53 AM

REVENUE BY FUNC

BATCH QUEUE ID 491107

FOR MARCH, 2022

PROJECT : 8043 - DONATIONS - GREENHOUSE PROJECT AT CMS

Report Code: BAT_GL_TEMPLATE

FUNCTION	DESCRIPTION	BUDGET AMOUNT	ADJUSTED BUDGET	CURRENT ACTIVITY	YTD ACTIVITY	ENCUMBRANCE	REQUISITION	UNENCUMBERED BALANCE	PERCENT ENCMBRD
44990	Other Local Revenue	3,473.00	3,473.00	0.00	0.00	0.00	0.00	3,473.00	0
TOTALS:	Project: 8043 - Donations - Greenhouse Project at CMS	3,473.00	3,473.00	0.00	0.00	0.00	0.00	3,473.00	0

COLLIERVILLE SCHOOLS

Page: 6 of 24

04/07/2022

8:36:53 AM

REVENUE BY FUNC

BATCH QUEUE ID 491107

FOR MARCH, 2022

PROJECT : 8046 - FAMILY RESOURCE/RACE 4 THE VILLE

Report Code: BAT_GL_TEMPLATE

FUNCTION	DESCRIPTION	BUDGET AMOUNT	ADJUSTED BUDGET	CURRENT ACTIVITY	YTD ACTIVITY	ENCUMBRANCE	REQUISITION	UNENCUMBERED BALANCE	PERCENT ENCMBRD
44990	Other Local Revenue	10,098.92	27,661.42	0.00	17,717.00	0.00	0.00	9,944.42	64
TOTALS:	Project: 8046 - Family Resource/Race 4 the Ville	10,098.92	27,661.42	0.00	17,717.00	0.00	0.00	9,944.42	64

COLLIERVILLE SCHOOLS

REVENUE BY FUNC

BATCH QUEUE ID 491107

FOR MARCH, 2022

PROJECT : 8047 - DONATIONS-AUDITORIUM SEATS (CHS)

Report Code: BAT_GL_TEMPLATE

FUNCTION	DESCRIPTION	BUDGET AMOUNT	ADJUSTED BUDGET	CURRENT ACTIVITY	YTD ACTIVITY	ENCUMBRANCE	REQUISITION	UNENCUMBERED BALANCE	PERCENT ENCMBRD
44990	Other Local Revenue	3,000.00	3,000.00	0.00	0.00	0.00	0.00	3,000.00	0
TOTALS:	Project: 8047 - Donations-Auditorium Seats (CHS)	3,000.00	3,000.00	0.00	0.00	0.00	0.00	3,000.00	0

COLLIERVILLE SCHOOLS

REVENUE BY FUNC

04/07/2022

Report Code: BAT_GL_TEMPLATE

BATCH QUEUE ID 491107

8:36:53 AM

FOR MARCH, 2022

PROJECT : 8048 - PD FOR TEACHERS

FUNCTION	DESCRIPTION	BUDGET AMOUNT	ADJUSTED BUDGET	CURRENT ACTIVITY	YTD ACTIVITY	ENCUMBRANCE	REQUISITION	UNENCUMBERED BALANCE	PERCENT ENCMBRD
44990	Other Local Revenue	5,018.13	5,018.13	0.00	0.00	0.00	0.00	5,018.13	0
TOTALS:	Project: 8048 - PD for Teachers	5,018.13	5,018.13	0.00	0.00	0.00	0.00	5,018.13	0

COLLIERVILLE SCHOOLS

Report Code: BAT_GL_TEMPLATE

REVENUE BY FUNC

BATCH QUEUE ID 491107

FOR MARCH, 2022

PROJECT : 8049 - VPK DONATIONS

FUNCTION	DESCRIPTION	BUDGET AMOUNT	ADJUSTED BUDGET	CURRENT ACTIVITY	YTD ACTIVITY	ENCUMBRANCE	REQUISITION	UNENCUMBERED BALANCE	PERCENT ENCUMBRD
44990	Other Local Revenue	473.97	473.97	0.00	0.00	0.00	0.00	473.97	0
TOTALS:	Project: 8049 - VPK Donations	473.97	473.97	0.00	0.00	0.00	0.00	473.97	0

COLLIERVILLE SCHOOLS

Page: 10 of 24

04/07/2022

8:36:53 AM

REVENUE BY FUNC

BATCH QUEUE ID 491107

FOR MARCH, 2022

PROJECT : 8098 - CPR TRAINING PROJECT

Report Code: BAT_GL_TEMPLATE

FUNCTION	DESCRIPTION	BUDGET AMOUNT	ADJUSTED BUDGET	CURRENT ACTIVITY	YTD ACTIVITY	ENCUMBRANCE	REQUISITION	UNENCUMBERED BALANCE	PERCENT ENCMBRD
44990	Other Local Revenue	226.00	459.00	0.00	233.00	0.00	0.00	226.00	51
TOTALS:	Project: 8098 - CPR Training Project	226.00	459.00	0.00	233.00	0.00	0.00	226.00	51

COLLIERVILLE SCHOOLS

Report Code: BAT_GL_TEMPLATE

REVENUE BY FUNC

BATCH QUEUE ID 491107

FOR MARCH, 2022

PROJECT : 8200 - ATHLETIC FUND

FUNCTION	DESCRIPTION	BUDGET AMOUNT	ADJUSTED BUDGET	CURRENT ACTIVITY	YTD ACTIVITY	ENCUMBRANCE	REQUISITION	UNENCUMBERED BALANCE	PERCENT ENCMBRD
44990	Other Local Revenue	3,000.00	10,000.00	0.00	0.00	0.00	0.00	10,000.00	0
TOTALS:	Project: 8200 - Athletic Fund	3,000.00	10,000.00	0.00	0.00	0.00	0.00	10,000.00	0

COLLIERVILLE SCHOOLS

Page: 12 of 24

REVENUE BY FUNC

04/07/2022

Report Code: BAT_GL_TEMPLATE

BATCH QUEUE ID 491107

8:36:53 AM

FOR MARCH, 2022

PROJECT : 8300 - SODEXO SCHOLARSHIP

FUNCTION	DESCRIPTION	BUDGET AMOUNT	ADJUSTED BUDGET	CURRENT ACTIVITY	YTD ACTIVITY	ENCUMBRANCE	REQUISITION	UNENCUMBERED BALANCE	PERCENT ENCMBRD
44990	Other Local Revenue	21,512.50	21,512.50	0.00	0.00	0.00	0.00	21,512.50	0
TOTALS:	Project: 8300 - SODEXO SCHOLARSHIP	21,512.50	21,512.50	0.00	0.00	0.00	0.00	21,512.50	0

COLLIERVILLE SCHOOLS

REVENUE BY FUNC

04/07/2022

Report Code: BAT_GL_TEMPLATE

BATCH QUEUE ID 491107

8:36:53 AM

FOR MARCH, 2022

PROJECT : 8310 - SCHOLARSHIP (JOURNALISM/PR)

FUNCTION	DESCRIPTION	BUDGET AMOUNT	ADJUSTED BUDGET	CURRENT ACTIVITY	YTD ACTIVITY	ENCUMBRANCE	REQUISITION	UNENCUMBERED BALANCE	PERCENT ENCMBRD
44990	Other Local Revenue	10,000.00	0.00	0.00	-10,000.00	0.00	0.00	10,000.00	0
TOTALS:	Project: 8310 - SCHOLARSHIP (JOURNALISM/PR)	10,000.00	0.00	0.00	-10,000.00	0.00	0.00	10,000.00	0

COLLIERVILLE SCHOOLS

Report Code: BAT_GL_TEMPLATE

REVENUE BY FUNC

BATCH QUEUE ID 491107

FOR MARCH, 2022

PROJECT : 8320 - BRYAN GATLIN MEMORIAL SCHOLARSHIP

FUNCTION	DESCRIPTION	BUDGET AMOUNT	ADJUSTED BUDGET	CURRENT ACTIVITY	YTD ACTIVITY	ENCUMBRANCE	REQUISITION	UNENCUMBERED BALANCE	PERCENT ENCMBRD
44990	Other Local Revenue	9,463.00	9,463.00	0.00	0.00	0.00	0.00	9,463.00	0
TOTALS:	Project: 8320 - BRYAN GATLIN MEMORIAL SCHOLARSHIP	9,463.00	9,463.00	0.00	0.00	0.00	0.00	9,463.00	0

COLLIERVILLE SCHOOLS

Page: 15 of 24

04/07/2022

8:36:53 AM

REVENUE BY FUNC

BATCH QUEUE ID 491107

FOR MARCH, 2022

PROJECT : 8330 - GARRETT HELMS MEMORIAL FUND

Report Code: BAT_GL_TEMPLATE

FUNCTION	DESCRIPTION	BUDGET AMOUNT	ADJUSTED BUDGET	CURRENT ACTIVITY	YTD ACTIVITY	ENCUMBRANCE	REQUISITION	UNENCUMBERED BALANCE	PERCENT ENCMBRD
44990	Other Local Revenue	16,913.20	17,188.20	900.00	1,175.00	0.00	0.00	16,013.20	7
TOTALS:	Project: 8330 - GARRETT HELMS MEMORIAL FUND	16,913.20	17,188.20	900.00	1,175.00	0.00	0.00	16,013.20	7

COLLIERVILLE SCHOOLS

Page: 16 of 24

04/07/2022

8:36:53 AM

Report Code: BAT_GL_TEMPLATE

REVENUE BY FUNC

BATCH QUEUE ID 491107

FOR MARCH, 2022

PROJECT : 8340 - HART FAMILY MEMORIAL DONATION

FUNCTION	DESCRIPTION	BUDGET AMOUNT	ADJUSTED BUDGET	CURRENT ACTIVITY	YTD ACTIVITY	ENCUMBRANCE	REQUISITION	UNENCUMBERED BALANCE	PERCENT ENCMBRD
44990	Other Local Revenue	20,836.37	20,836.37	0.00	0.00	0.00	0.00	20,836.37	0
TOTALS:	Project: 8340 - HART FAMILY MEMORIAL DONATION	20,836.37	20,836.37	0.00	0.00	0.00	0.00	20,836.37	0

COLLIERVILLE SCHOOLS

Page: 17 of 24

04/07/2022

8:36:53 AM

REVENUE BY FUNC

BATCH QUEUE ID 491107

FOR MARCH, 2022

PROJECT : 8350 - CHRISTOPHER DUFOUR MEMORIAL SCHOLARSHIP

Report Code: BAT_GL_TEMPLATE

FUNCTION	DESCRIPTION	BUDGET AMOUNT	ADJUSTED BUDGET	CURRENT ACTIVITY	YTD ACTIVITY	ENCUMBRANCE	REQUISITION	UNENCUMBERED BALANCE	PERCENT ENCMBRD
44990	Other Local Revenue	6,926.34	6,926.34	0.00	0.00	0.00	0.00	6,926.34	0
TOTALS:	Project: 8350 - CHRISTOPHER DUFOUR MEMORIAL SCHOLARSHIP	6,926.34	6,926.34	0.00	0.00	0.00	0.00	6,926.34	0

COLLIERVILLE SCHOOLS

04/07/2022

8:36:53 AM

REVENUE BY FUNC

BATCH QUEUE ID 491107

FOR MARCH, 2022

Report Code: BAT_GL_TEMPLATE

PROJECT : 8360 - CHS HORT SCIENCE/C'VILLE CHAMBER COMMERCE DONATION

FUNCTION	DESCRIPTION	BUDGET AMOUNT	ADJUSTED BUDGET	CURRENT ACTIVITY	YTD ACTIVITY	ENCUMBRANCE	REQUISITION	UNENCUMBERED BALANCE	PERCENT ENCMBRD
44990	Other Local Revenue	7,500.00	10,000.00	0.00	10,000.00	0.00	0.00	0.00	100
TOTALS:	Project: 8360 - CHS HORT SCIENCE/C'VILLE CHAMBER COMMERCE DONATION	7,500.00	10,000.00	0.00	10,000.00	0.00	0.00	0.00	100

COLLIERVILLE SCHOOLS

Page: 19 of 24

REVENUE BY FUNC

04/07/2022

Report Code: BAT_GL_TEMPLATE

BATCH QUEUE ID 491107

8:36:53 AM

FOR MARCH, 2022

PROJECT : 8710 - LEARNING CAMPS

FUNCTION	DESCRIPTION	BUDGET AMOUNT	ADJUSTED BUDGET	CURRENT ACTIVITY	YTD ACTIVITY	ENCUMBRANCE	REQUISITION	UNENCUMBERED BALANCE	PERCENT ENCMBRD
46590	Other State Education Funds	28,044.74	28,044.74	0.00	28,044.74	0.00	0.00	0.00	100
TOTALS:	Project: 8710 - Learning Camps	28,044.74	28,044.74	0.00	28,044.74	0.00	0.00	0.00	100

COLLIERVILLE SCHOOLS

Page: 20 of 24

04/07/2022

8:36:53 AM

REVENUE BY FUNC

BATCH QUEUE ID 491107

FOR MARCH, 2022

PROJECT : 8720 - BRIDGE CAMP

Report Code: BAT_GL_TEMPLATE

FUNCTION	DESCRIPTION	BUDGET AMOUNT	ADJUSTED BUDGET	CURRENT ACTIVITY	YTD ACTIVITY	ENCUMBRANCE	REQUISITION	UNENCUMBERED BALANCE	PERCENT ENCMBRD
46590	Other State Education Funds	9,155.58	9,155.58	0.00	9,155.58	0.00	0.00	0.00	100
TOTALS:	Project: 8720 - Bridge Camp	9,155.58	9,155.58	0.00	9,155.58	0.00	0.00	0.00	100

COLLIERVILLE SCHOOLS

Page: 21 of 24

REVENUE BY FUNC

04/07/2022

Report Code: BAT_GL_TEMPLATE

BATCH QUEUE ID 491107

8:36:53 AM

FOR MARCH, 2022

PROJECT : 8800 - RESPONSE TO DISPROPORTIONALITY-IDEA PART B

FUNCTION	DESCRIPTION	BUDGET AMOUNT	ADJUSTED BUDGET	CURRENT ACTIVITY	YTD ACTIVITY	ENCUMBRANCE	REQUISITION	UNENCUMBERED BALANCE	PERCENT ENCMBRD
47590	Other Federal Thru State	37,489.75	61,691.00	9,368.00	14,918.00	0.00	0.00	46,773.00	24
TOTALS:	Project: 8800 - RESPONSE TO DISPROPORTIONALITY- IDEA PART B	37,489.75	61,691.00	9,368.00	14,918.00	0.00	0.00	46,773.00	24

COLLIERVILLE SCHOOLS

REVENUE BY FUNC

BATCH QUEUE ID 491107

FOR MARCH, 2022

PROJECT : 8810 - RESPONSE TO DISP-ARP IDEA

Report Code: BAT_GL_TEMPLATE

FUNCTION	DESCRIPTION	BUDGET AMOUNT	ADJUSTED BUDGET	CURRENT ACTIVITY	YTD ACTIVITY	ENCUMBRANCE	REQUISITION	UNENCUMBERED BALANCE	PERCENT ENCMBRD
47590	Other Federal Thru State	75,541.54	75,541.54	15,432.00	75,541.40	0.00	0.00	0.14	100
TOTALS:	Project: 8810 - RESPONSE TO DISP- ARP IDEA	75,541.54	75,541.54	15,432.00	75,541.40	0.00	0.00	0.14	100

COLLIERVILLE SCHOOLS

Page: 23 of 24

04/07/2022

8:36:53 AM

REVENUE BY FUNC

BATCH QUEUE ID 491107

Report Code: BAT_GL_TEMPLATE

BUDGET AMOUNT	ADJUSTED BUDGET	CURRENT ACTIVITY	YTD ACTIVITY	ENCUMBRANCE	REQUISITION	UNENCUMBERED BALANCE	PERCENT ENCMBRD
766,314.34	808,086.09	59,438.80	389,434.08	0.00	0.00	418,652.01	48
GRAND TOTAL:							

COLLIERVILLE SCHOOLS

EXPENSES BY FUNCTION

04/07/2022

Report Code: BAT_GL_TEMPLATE

BATCH QUEUE ID 491108

8:37:23 AM

FOR MARCH, 2022

PROJECT : 8010 - VOLUNTARY PRE-K

OBJECT	DESCRIPTION	BUDGET AMOUNT	ADJUSTED BUDGET	CURRENT ACTIVITY	YTD ACTIVITY	ENCUMBRANCE	REQUISITION	UNENCUMBERED BALANCE	PERCENT ENCMBRD
Function : 73400 - Early Childhood Education									
11600	Teachers	113,969.00	113,969.00	9,150.13	78,916.77	0.00	0.00	35,052.23	69
16300	Educational Assistants	46,126.00	46,126.00	4,428.20	30,899.61	0.00	0.00	15,226.39	67
20100	Social Security	9,926.00	9,926.00	788.52	6,215.44	0.00	0.00	3,710.56	63
20400	State Retirement	8,184.00	8,184.00	464.89	8,184.00	0.00	0.00	0.00	100
20600	Life Insurance	485.00	485.00	50.88	372.24	0.00	0.00	112.76	77
20700	Medical Insurance	2,322.39	2,322.39	0.00	2,322.39	0.00	0.00	0.00	100
21200	Employer Medicare	2,321.00	2,321.00	184.42	1,453.61	0.00	0.00	867.39	63
21700	Retirement - Hybrid Stabilization	3,112.00	3,112.00	263.14	1,573.23	0.00	0.00	1,538.77	51
TOTALS:	Function: 73400 - Early Childhood Education	186,445.39	186,445.39	15,330.18	129,937.29	0.00	0.00	56,508.10	70
Function : 99100 - Transfers Out									
50400	Indirect Cost	3,728.91	3,728.91	306.61	2,598.75	0.00	0.00	1,130.16	70
TOTALS:	Function: 99100 - Transfers Out	3,728.91	3,728.91	306.61	2,598.75	0.00	0.00	1,130.16	70
TOTALS:	Project: 8010 - VOLUNTARY PRE-K	190,174.30	190,174.30	15,636.79	132,536.04	0.00	0.00	57,638.26	70

COLLIERVILLE SCHOOLS

EXPENSES BY FUNCTION

BATCH QUEUE ID 491108

FOR MARCH, 2022

PROJECT : 8020 - COORDINATED SCHOOL HEALTH

Report Code: BAT_GL_TEMPLATE

OBJECT	DESCRIPTION	BUDGET AMOUNT	ADJUSTED BUDGET	CURRENT ACTIVITY	YTD ACTIVITY	ENCUMBRANCE	REQUISITION	UNENCUMBERED BALANCE	PERCENT ENCMBRD
Function : 72120 - Health Services									
18900	Other Salaries & Wages	64,695.00	54,300.00	4,739.80	32,284.08	0.00	0.00	22,015.92	59
20100	Social Security	4,140.00	4,140.00	294.12	2,003.23	0.00	0.00	2,136.77	48
20400	State Retirement	6,870.00	4,000.00	339.86	2,328.97	0.00	0.00	1,671.03	58
20600	Life Insurance	188.00	150.00	18.16	118.04	0.00	0.00	31.96	79
20700	Medical Insurance	6,900.00	0.00	0.00	0.00	0.00	0.00	0.00	0
21200	Employer Medicare	970.00	800.00	68.78	468.46	0.00	0.00	331.54	59
21700	Retirement - Hybrid Stabilization	1,300.00	1,300.00	86.74	583.22	0.00	0.00	716.78	45
35500	Travel	0.00	1,000.00	40.47	238.33	0.00	0.00	761.67	24
39900	Other Contracted Services	0.00	3,223.00	0.00	0.00	3,223.00	0.00	0.00	100
49900	Other Supplies & Materials	0.00	10,723.00	1,119.57	3,936.54	3,001.23	0.00	3,785.23	65
52400	In-Service/Staff Development	4,937.00	10,364.00	4,500.30	4,764.54	0.00	0.00	5,599.46	46
TOTALS:	Function: 72120 - Health Services	90,000.00	90,000.00	11,207.80	46,725.41	6,224.23	0.00	37,050.36	59
TOTALS:	Project: 8020 - COORDINATED SCHOOL HEALTH	90,000.00	90,000.00	11,207.80	46,725.41	6,224.23	0.00	37,050.36	59

COLLIERVILLE SCHOOLS

EXPENSES BY FUNCTION

04/07/2022

Report Code: BAT_GL_TEMPLATE

BATCH QUEUE ID 491108

8:37:23 AM

FOR MARCH, 2022

PROJECT : 8030 - SAFE SCHOOLS GRANT

OBJECT	DESCRIPTION	BUDGET AMOUNT	ADJUSTED BUDGET	CURRENT ACTIVITY	YTD ACTIVITY	ENCUMBRANCE	REQUISITION	UNENCUMBERED BALANCE	PERCENT ENCMBRD
Function : 72130 - Other Student Support									
30900	Contracts w Govt Agencies	20,000.00	20,000.00	0.00	20,000.00	0.00	0.00	0.00	100
52400	In-Service/Staff Development	25,000.00	25,000.00	5,068.09	9,896.97	0.00	0.00	15,103.03	40
TOTALS:	Function: 72130 - Other Student Support	45,000.00	45,000.00	5,068.09	29,896.97	0.00	0.00	15,103.03	66
Function : 72210 - Regular Instruction Program Support									
18900	Other Salaries & Wages	79,840.00	79,840.00	6,018.00	51,775.55	0.00	0.00	28,064.45	65
20100	Social Security	4,550.00	4,550.00	367.54	3,168.42	0.00	0.00	1,381.58	70
20400	State Retirement	5,300.00	5,300.00	431.50	3,712.40	0.00	0.00	1,587.60	70
20600	Life Insurance	225.00	225.00	23.56	176.70	0.00	0.00	48.30	79
21200	Employer Medicare	1,075.00	1,075.00	85.96	741.00	0.00	0.00	334.00	69
21700	Retirement - Hybrid Stabilization	1,400.00	1,400.00	110.12	947.42	0.00	0.00	452.58	68
35500	Travel	1,500.00	1,500.00	107.98	730.83	0.00	0.00	769.17	49
39900	Other Contracted Services	62,077.00	62,077.00	2,850.00	8,983.15	19,388.39	0.00	33,705.46	46
49900	Other Supplies & Materials	4,000.00	4,000.00	0.00	3,916.40	36.00	0.00	47.60	99
79000	Other Equipment	10,000.00	10,000.00	479.85	1,726.26	4,357.06	0.00	3,916.68	61
TOTALS:	Function: 72210 - Regular Instruction Program Support	169,967.00	169,967.00	10,474.51	75,878.13	23,781.45	0.00	70,307.42	59
TOTALS:	Project: 8030 - Safe Schools Grant	214,967.00	214,967.00	15,542.60	105,775.10	23,781.45	0.00	85,410.45	60

COLLIERVILLE SCHOOLS

Page: 4 of 26

EXPENSES BY FUNCTION

04/07/2022

Report Code: BAT_GL_TEMPLATE

BATCH QUEUE ID 491108

8:37:23 AM

FOR MARCH, 2022

PROJECT : 8036 - AMERICA'S FARMERS GROW

OBJECT	DESCRIPTION	BUDGET AMOUNT	ADJUSTED BUDGET	CURRENT ACTIVITY	YTD ACTIVITY	ENCUMBRANCE	REQUISITION	UNENCUMBERED BALANCE	PERCENT ENCMBRD
Function : 72210 - Regular Instruction Program Support									
49900	Other Supplies & Materials	2,500.00	2,500.00	0.00	0.00	0.00	0.00	2,500.00	0
TOTALS:	Function: 72210 - Regular Instruction Program Support	2,500.00	2,500.00	0.00	0.00	0.00	0.00	2,500.00	0
TOTALS:	Project: 8036 - America's Farmers Grow	2,500.00	2,500.00	0.00	0.00	0.00	0.00	2,500.00	0

COLLIERVILLE SCHOOLS

Page: 5 of 26

EXPENSES BY FUNCTION

04/07/2022

Report Code: BAT_GL_TEMPLATE

BATCH QUEUE ID 491108

8:37:23 AM

FOR MARCH, 2022

PROJECT : 8043 - DONATIONS - GREENHOUSE PROJECT AT CMS

OBJECT	DESCRIPTION	BUDGET AMOUNT	ADJUSTED BUDGET	CURRENT ACTIVITY	YTD ACTIVITY	ENCUMBRANCE	REQUISITION	UNENCUMBERED BALANCE	PERCENT ENCMBRD
Function : 72210 - Regular Instruction Program Support									
39900	Other Contracted Services	473.00	473.00	0.00	0.00	0.00	0.00	473.00	0
79000	Other Equipment	3,000.00	3,000.00	0.00	0.00	0.00	0.00	3,000.00	0
TOTALS:	Function: 72210 - Regular Instruction Program Support	3,473.00	3,473.00	0.00	0.00	0.00	0.00	3,473.00	0
TOTALS:	Project: 8043 - Donations - Greenhouse Project at CMS	3,473.00	3,473.00	0.00	0.00	0.00	0.00	3,473.00	0

COLLIERVILLE SCHOOLS

Report Code: BAT_GL_TEMPLATE

BATCH QUEUE ID 491108

FOR MARCH, 2022

PROJECT : 8046 - FAMILY RESOURCE/RACE 4 THE VILLE

OBJECT	DESCRIPTION	BUDGET AMOUNT	ADJUSTED BUDGET	CURRENT ACTIVITY	YTD ACTIVITY	ENCUMBRANCE	REQUISITION	UNENCUMBERED BALANCE	PERCENT ENCMBRD
Function : 72120 - Health Services									
39900	Other Contracted Services	4,419.00	6,469.00	0.00	0.00	1,587.50	0.00	4,881.50	25
49900	Other Supplies & Materials	5,679.92	19,073.42	159.50	7,867.88	0.00	0.00	11,205.54	41
59900	Other Charges	0.00	2,119.00	0.00	1,010.00	0.00	0.00	1,109.00	48
TOTALS:	Function: 72120 - Health Services	10,098.92	27,661.42	159.50	8,877.88	1,587.50	0.00	17,196.04	38
TOTALS:	Project: 8046 - Family Resource/Race 4 the Ville	10,098.92	27,661.42	159.50	8,877.88	1,587.50	0.00	17,196.04	38

COLLIERVILLE SCHOOLS

Report Code: BAT_GL_TEMPLATE

EXPENSES BY FUNCTION

BATCH QUEUE ID 491108

FOR MARCH, 2022

PROJECT : 8047 - DONATIONS-AUDITORIUM SEATS (CHS)

OBJECT	DESCRIPTION	BUDGET AMOUNT	ADJUSTED BUDGET	CURRENT ACTIVITY	YTD ACTIVITY	ENCUMBRANCE	REQUISITION	UNENCUMBERED BALANCE	PERCENT ENCMBRD
Function : 72320 - Director of Schools									
59900	Other Charges	3,000.00	3,000.00	0.00	0.00	0.00	0.00	3,000.00	0
TOTALS:	Function: 72320 - Director of Schools	3,000.00	3,000.00	0.00	0.00	0.00	0.00	3,000.00	0
TOTALS:	Project: 8047 - Donations-Auditorium Seats (CHS)	3,000.00	3,000.00	0.00	0.00	0.00	0.00	3,000.00	0

COLLIERVILLE SCHOOLS

EXPENSES BY FUNCTION

04/07/2022

Report Code: BAT_GL_TEMPLATE

BATCH QUEUE ID 491108

8:37:23 AM

FOR MARCH, 2022

PROJECT : 8048 - PD FOR TEACHERS

OBJECT	DESCRIPTION	BUDGET AMOUNT	ADJUSTED BUDGET	CURRENT ACTIVITY	YTD ACTIVITY	ENCUMBRANCE	REQUISITION	UNENCUMBERED BALANCE	PERCENT ENCUMBRD
Function : 72210 - Regular Instruction Program Support									
52400	In-Service/Staff Development	1,813.86	1,813.86	0.00	0.00	0.00	0.00	1,813.86	0
59900	Other Charges	3,204.27	3,204.27	0.00	845.00	0.00	0.00	2,359.27	26
TOTALS:	Function: 72210 - Regular Instruction Program Support	5,018.13	5,018.13	0.00	845.00	0.00	0.00	4,173.13	17
TOTALS:	Project: 8048 - PD for Teachers	5,018.13	5,018.13	0.00	845.00	0.00	0.00	4,173.13	17

COLLIERVILLE SCHOOLS

EXPENSES BY FUNCTION

04/07/2022

Report Code: BAT_GL_TEMPLATE

BATCH QUEUE ID 491108

8:37:23 AM

FOR MARCH, 2022

PROJECT : 8049 - VPK DONATIONS

OBJECT	DESCRIPTION	BUDGET AMOUNT	ADJUSTED BUDGET	CURRENT ACTIVITY	YTD ACTIVITY	ENCUMBRANCE	REQUISITION	UNENCUMBERED BALANCE	PERCENT ENCUMBRD
Function : 73400 - Early Childhood Education									
59900	Other Charges	473.97	473.97	0.00	265.00	0.00	0.00	208.97	56
TOTALS:	Function: 73400 - Early Childhood Education	473.97	473.97	0.00	265.00	0.00	0.00	208.97	56
TOTALS:	Project: 8049 - VPK Donations	473.97	473.97	0.00	265.00	0.00	0.00	208.97	56

COLLIERVILLE SCHOOLS

EXPENSES BY FUNCTION

BATCH QUEUE ID 491108

FOR MARCH, 2022

PROJECT : 8098 - CPR TRAINING PROJECT

Report Code: BAT_GL_TEMPLATE

OBJECT	DESCRIPTION	BUDGET AMOUNT	ADJUSTED BUDGET	CURRENT ACTIVITY	YTD ACTIVITY	ENCUMBRANCE	REQUISITION	UNENCUMBERED BALANCE	PERCENT ENCMBRD
Function : 72120 - Health Services									
49900	Other Supplies & Materials	226.00	459.00	0.00	0.00	0.00	0.00	459.00	0
TOTALS:	Function: 72120 - Health Services	226.00	459.00	0.00	0.00	0.00	0.00	459.00	0
TOTALS:	Project: 8098 - CPR Training Project	226.00	459.00	0.00	0.00	0.00	0.00	459.00	0

COLLIERVILLE SCHOOLS

Page: 11 of 26

EXPENSES BY FUNCTION

04/07/2022

Report Code: BAT_GL_TEMPLATE

BATCH QUEUE ID 491108

8:37:23 AM

FOR MARCH, 2022

PROJECT : 8200 - ATHLETIC FUND

OBJECT	DESCRIPTION	BUDGET AMOUNT	ADJUSTED BUDGET	CURRENT ACTIVITY	YTD ACTIVITY	ENCUMBRANCE	REQUISITION	UNENCUMBERED BALANCE	PERCENT ENCUMBRD
Function : 72810 - Central and Other									
39900	Other Contracted Services	250.00	3,500.00	0.00	600.00	0.00	0.00	2,900.00	17
49900	Other Supplies & Materials	2,750.00	6,500.00	3,816.00	5,829.28	0.00	0.00	670.72	90
TOTALS:	Function: 72810 - Central and Other	3,000.00	10,000.00	3,816.00	6,429.28	0.00	0.00	3,570.72	64
TOTALS:	Project: 8200 - Athletic Fund	3,000.00	10,000.00	3,816.00	6,429.28	0.00	0.00	3,570.72	64

COLLIERVILLE SCHOOLS

Page: 12 of 26

EXPENSES BY FUNCTION

04/07/2022

Report Code: BAT_GL_TEMPLATE

BATCH QUEUE ID 491108

8:37:23 AM

FOR MARCH, 2022

PROJECT : 8300 - SODEXO SCHOLARSHIP

OBJECT	DESCRIPTION	BUDGET AMOUNT	ADJUSTED BUDGET	CURRENT ACTIVITY	YTD ACTIVITY	ENCUMBRANCE	REQUISITION	UNENCUMBERED BALANCE	PERCENT ENCMBRD
Function : 72320 - Director of Schools									
59900	Other Charges	21,512.50	21,512.50	0.00	0.00	0.00	0.00	21,512.50	0
TOTALS:	Function: 72320 - Director of Schools	21,512.50	21,512.50	0.00	0.00	0.00	0.00	21,512.50	0
TOTALS:	Project: 8300 - SODEXO SCHOLARSHIP	21,512.50	21,512.50	0.00	0.00	0.00	0.00	21,512.50	0

COLLIERVILLE SCHOOLS

EXPENSES BY FUNCTION

BATCH QUEUE ID 491108

FOR MARCH, 2022

PROJECT : 8320 - BRYAN GATLIN MEMORIAL SCHOLARSHIP

Report Code: BAT_GL_TEMPLATE

OBJECT	DESCRIPTION	BUDGET AMOUNT	ADJUSTED BUDGET	CURRENT ACTIVITY	YTD ACTIVITY	ENCUMBRANCE	REQUISITION	UNENCUMBERED BALANCE	PERCENT ENCUMBRD
Function : 72230 - Vocational Education Program Support									
59900	Other Charges	9,463.00	9,463.00	0.00	0.00	0.00	0.00	9,463.00	0
TOTALS:	Function: 72230 - Vocational Education Program Support	9,463.00	9,463.00	0.00	0.00	0.00	0.00	9,463.00	0
TOTALS:	Project: 8320 - BRYAN GATLIN MEMORIAL SCHOLARSHIP	9,463.00	9,463.00	0.00	0.00	0.00	0.00	9,463.00	0

COLLIERVILLE SCHOOLS

EXPENSES BY FUNCTION

04/07/2022

Report Code: BAT_GL_TEMPLATE

BATCH QUEUE ID 491108

8:37:23 AM

FOR MARCH, 2022

PROJECT : 8330 - GARRETT HELMS MEMORIAL FUND

OBJECT	DESCRIPTION	BUDGET AMOUNT	ADJUSTED BUDGET	CURRENT ACTIVITY	YTD ACTIVITY	ENCUMBRANCE	REQUISITION	UNENCUMBERED BALANCE	PERCENT ENCMBRD
Function : 72220 - Special Education Program Support									
52400	In-Service/Staff Development	16,913.20	17,188.20	0.00	0.00	0.00	0.00	17,188.20	0
TOTALS:	Function: 72220 - Special Education Program Support	16,913.20	17,188.20	0.00	0.00	0.00	0.00	17,188.20	0
TOTALS:	Project: 8330 - GARRETT HELMS MEMORIAL FUND	16,913.20	17,188.20	0.00	0.00	0.00	0.00	17,188.20	0

COLLIERVILLE SCHOOLS

Page: 16 of 26

04/07/2022

8:37:23 AM

EXPENSES BY FUNCTION

BATCH QUEUE ID 491108

FOR MARCH, 2022

PROJECT : 8340 - HART FAMILY MEMORIAL DONATION

Report Code: BAT_GL_TEMPLATE

OBJECT	DESCRIPTION	BUDGET AMOUNT	ADJUSTED BUDGET	CURRENT ACTIVITY	YTD ACTIVITY	ENCUMBRANCE	REQUISITION	UNENCUMBERED BALANCE	PERCENT ENCMBRD
Function : 72230 - Vocational Education Program Support									
59900	Other Charges	20,836.37	20,836.37	0.00	20,682.43	0.00	0.00	153.94	99
TOTALS:	Function: 72230 - Vocational Education Program Support	20,836.37	20,836.37	0.00	20,682.43	0.00	0.00	153.94	99
TOTALS:	Project: 8340 - HART FAMILY MEMORIAL DONATION	20,836.37	20,836.37	0.00	20,682.43	0.00	0.00	153.94	99

COLLIERVILLE SCHOOLS

EXPENSES BY FUNCTION

04/07/2022

Report Code: BAT_GL_TEMPLATE

BATCH QUEUE ID 491108

8:37:23 AM

FOR MARCH, 2022

PROJECT : 8350 - CHRISTOPHER DUFOUR MEMORIAL SCHOLARSHIP

OBJECT	DESCRIPTION	BUDGET AMOUNT	ADJUSTED BUDGET	CURRENT ACTIVITY	YTD ACTIVITY	ENCUMBRANCE	REQUISITION	UNENCUMBERED BALANCE	PERCENT ENCMBRD
Function : 72810 - Central and Other									
59900	Other Charges	6,926.34	6,926.34	0.00	0.00	0.00	0.00	6,926.34	0
TOTALS:	Function: 72810 - Central and Other	6,926.34	6,926.34	0.00	0.00	0.00	0.00	6,926.34	0
TOTALS:	Project: 8350 - CHRISTOPHER DUFOUR MEMORIAL SCHOLARSHIP	6,926.34	6,926.34	0.00	0.00	0.00	0.00	6,926.34	0

COLLIERVILLE SCHOOLS

EXPENSES BY FUNCTION

04/07/2022

Report Code: BAT_GL_TEMPLATE

BATCH QUEUE ID 491108

8:37:23 AM

FOR MARCH, 2022

PROJECT : 8360 - CHS HORT SCIENCE/C'VILLE CHAMBER COMMERCE DONATION

OBJECT	DESCRIPTION	BUDGET AMOUNT	ADJUSTED BUDGET	CURRENT ACTIVITY	YTD ACTIVITY	ENCUMBRANCE	REQUISITION	UNENCUMBERED BALANCE	PERCENT ENCUMBRD
Function : 72130 - Other Student Support									
49900	Other Supplies & Materials	7,500.00	10,000.00	0.00	0.00	9,897.00	0.00	103.00	99
TOTALS:	Function: 72130 - Other Student Support	7,500.00	10,000.00	0.00	0.00	9,897.00	0.00	103.00	99
TOTALS:	Project: 8360 - CHS HORT SCIENCE/C'VILLE CHAMBER COMMERCE DONATION	7,500.00	10,000.00	0.00	0.00	9,897.00	0.00	103.00	99

COLLIERVILLE SCHOOLS

EXPENSES BY FUNCTION

BATCH QUEUE ID 491108

FOR MARCH, 2022

PROJECT : 8710 - LEARNING CAMPS

Report Code: BAT_GL_TEMPLATE

OBJECT	DESCRIPTION	BUDGET AMOUNT	ADJUSTED BUDGET	CURRENT ACTIVITY	YTD ACTIVITY	ENCUMBRANCE	REQUISITION	UNENCUMBERED BALANCE	PERCENT ENCUMBRD
Function : 71100 - Regular Instruction Program									
11600	Teachers	16,625.00	16,625.00	0.00	16,625.00	0.00	0.00	0.00	100
16300	Educational Assistants	5,204.00	5,204.00	0.00	5,204.00	0.00	0.00	0.00	100
20100	Social Security	1,353.05	1,353.05	0.00	1,353.05	0.00	0.00	0.00	100
20400	State Retirement	1,838.27	1,838.27	0.00	1,838.27	0.00	0.00	0.00	100
21200	Employer Medicare	316.44	316.44	0.00	316.44	0.00	0.00	0.00	100
21700	Retirement - Hybrid Stabilization	144.35	144.35	0.00	144.35	0.00	0.00	0.00	100
TOTALS:	Function: 71100 - Regular Instruction Program	25,481.11	25,481.11	0.00	25,481.11	0.00	0.00	0.00	100
Function : 72120 - Health Services									
13100	Medical Personnel	408.00	408.00	0.00	408.00	0.00	0.00	0.00	100
20100	Social Security	25.30	25.30	0.00	25.30	0.00	0.00	0.00	100
20400	State Retirement	28.60	28.60	0.00	28.60	0.00	0.00	0.00	100
21200	Employer Medicare	5.92	5.92	0.00	5.92	0.00	0.00	0.00	100
21700	Retirement - Hybrid Stabilization	8.12	8.12	0.00	8.12	0.00	0.00	0.00	100
TOTALS:	Function: 72120 - Health Services	475.94	475.94	0.00	475.94	0.00	0.00	0.00	100
Function : 72410 - Office of the Principal									
10400	Principal(s)	700.00	700.00	0.00	700.00	0.00	0.00	0.00	100
16200	Clerical Personnel	304.00	304.00	0.00	304.00	0.00	0.00	0.00	100
20100	Social Security	62.23	62.23	0.00	62.23	0.00	0.00	0.00	100
20400	State Retirement	93.90	93.90	0.00	93.90	0.00	0.00	0.00	100
21200	Employer Medicare	14.56	14.56	0.00	14.56	0.00	0.00	0.00	100
21700	Retirement - Hybrid Stabilization	5.56	5.56	0.00	5.56	0.00	0.00	0.00	100
TOTALS:	Function: 72410 - Office of the Principal	1,180.25	1,180.25	0.00	1,180.25	0.00	0.00	0.00	100
Function : 73100 - Food Service									
10500	Supervisor/Director	776.80	776.80	0.00	776.80	0.00	0.00	0.00	100
20100	Social Security	48.15	48.15	0.00	48.15	0.00	0.00	0.00	100
20400	State Retirement	63.04	63.04	0.00	63.04	0.00	0.00	0.00	100
21200	Employer Medicare	11.26	11.26	0.00	11.26	0.00	0.00	0.00	100

COLLIERVILLE SCHOOLS

Report Code: BAT_GL_TEMPLATE

EXPENSES BY FUNCTION

BATCH QUEUE ID 491108

FOR MARCH, 2022

PROJECT : 8710 - LEARNING CAMPS

OBJECT	DESCRIPTION	BUDGET AMOUNT	ADJUSTED BUDGET	CURRENT ACTIVITY	YTD ACTIVITY	ENCUMBRANCE	REQUISITION	UNENCUMBERED BALANCE	PERCENT ENCMBRD
21700	Retirement - Hybrid Stabilization	8.19	8.19	0.00	8.19	0.00	0.00	0.00	100
TOTALS:	Function: 73100 - Food Service	907.44	907.44	0.00	907.44	0.00	0.00	0.00	100
TOTALS:	Project: 8710 - Learning Camps	28,044.74	28,044.74	0.00	28,044.74	0.00	0.00	0.00	100

COLLIERVILLE SCHOOLS

EXPENSES BY FUNCTION

BATCH QUEUE ID 491108

FOR MARCH, 2022

PROJECT : 8720 - BRIDGE CAMP

Report Code: BAT_GL_TEMPLATE

OBJECT	DESCRIPTION	BUDGET AMOUNT	ADJUSTED BUDGET	CURRENT ACTIVITY	YTD ACTIVITY	ENCUMBRANCE	REQUISITION	UNENCUMBERED BALANCE	PERCENT ENCMBRD
Function : 71100 - Regular Instruction Program									
11600	Teachers	4,200.00	4,200.00	0.00	4,200.00	0.00	0.00	0.00	100
16300	Educational Assistants	1,444.00	1,444.00	0.00	1,444.00	0.00	0.00	0.00	100
20100	Social Security	349.83	349.83	0.00	349.83	0.00	0.00	0.00	100
20400	State Retirement	540.29	540.29	0.00	540.29	0.00	0.00	0.00	100
21200	Employer Medicare	81.82	81.82	0.00	81.82	0.00	0.00	0.00	100
21700	Retirement - Hybrid Stabilization	22.14	22.14	0.00	22.14	0.00	0.00	0.00	100
TOTALS:	Function: 71100 - Regular Instruction Program	6,638.08	6,638.08	0.00	6,638.08	0.00	0.00	0.00	100
Function : 72130 - Other Student Support									
12300	Guidance Personnel	600.00	600.00	0.00	600.00	0.00	0.00	0.00	100
20100	Social Security	37.18	37.18	0.00	37.18	0.00	0.00	0.00	100
20400	State Retirement	61.80	61.80	0.00	61.80	0.00	0.00	0.00	100
21200	Employer Medicare	8.70	8.70	0.00	8.70	0.00	0.00	0.00	100
TOTALS:	Function: 72130 - Other Student Support	707.68	707.68	0.00	707.68	0.00	0.00	0.00	100
Function : 72410 - Office of the Principal									
10400	Principal(s)	600.00	600.00	0.00	600.00	0.00	0.00	0.00	100
16200	Clerical Personnel	285.00	285.00	0.00	285.00	0.00	0.00	0.00	100
20100	Social Security	54.83	54.83	0.00	54.83	0.00	0.00	0.00	100
20400	State Retirement	82.23	82.23	0.00	82.23	0.00	0.00	0.00	100
21200	Employer Medicare	12.82	12.82	0.00	12.82	0.00	0.00	0.00	100
21700	Retirement - Hybrid Stabilization	5.22	5.22	0.00	5.22	0.00	0.00	0.00	100
TOTALS:	Function: 72410 - Office of the Principal	1,040.10	1,040.10	0.00	1,040.10	0.00	0.00	0.00	100
Function : 73100 - Food Service									
10500	Supervisor/Director	657.60	657.60	0.00	657.60	0.00	0.00	0.00	100
20100	Social Security	40.76	40.76	0.00	40.76	0.00	0.00	0.00	100
20400	State Retirement	61.82	61.82	0.00	61.82	0.00	0.00	0.00	100
21200	Employer Medicare	9.54	9.54	0.00	9.54	0.00	0.00	0.00	100

COLLIERVILLE SCHOOLS

EXPENSES BY FUNCTION

BATCH QUEUE ID 491108

FOR MARCH, 2022

PROJECT : 8720 - BRIDGE CAMP

Report Code: BAT_GL_TEMPLATE

OBJECT	DESCRIPTION	BUDGET AMOUNT	ADJUSTED BUDGET	CURRENT ACTIVITY	YTD ACTIVITY	ENCUMBRANCE	REQUISITION	UNENCUMBERED BALANCE	PERCENT ENCMBRD
TOTALS:	Function: 73100 - Food Service	769.72	769.72	0.00	769.72	0.00	0.00	0.00	100
TOTALS:	Project: 8720 - Bridge Camp	9,155.58	9,155.58	0.00	9,155.58	0.00	0.00	0.00	100

COLLIERVILLE SCHOOLS

EXPENSES BY FUNCTION

Report Code: BAT_GL_TEMPLATE

BATCH QUEUE ID 491108

FOR MARCH, 2022

PROJECT : 8800 - RESPONSE TO DISPROPORTIONALITY-IDEA PART B

OBJECT	DESCRIPTION	BUDGET AMOUNT	ADJUSTED BUDGET	CURRENT ACTIVITY	YTD ACTIVITY	ENCUMBRANCE	REQUISITION	UNENCUMBERED BALANCE	PERCENT ENCMBRD
Function : 72210 - Regular Instruction Program Support									
49920	Other Supplies & Materials - CCEIS	5,550.00	5,550.00	0.00	5,550.00	0.00	0.00	0.00	100
52420	In-Service/Staff Development - CCEIS	31,939.75	56,141.00	0.00	9,368.00	0.00	0.00	46,773.00	17
TOTALS:	Function: 72210 - Regular Instruction Program Support	37,489.75	61,691.00	0.00	14,918.00	0.00	0.00	46,773.00	24
TOTALS:	Project: 8800 - RESPONSE TO DISPROPORTIONALITY-IDEA PART B	37,489.75	61,691.00	0.00	14,918.00	0.00	0.00	46,773.00	24

COLLIERVILLE SCHOOLS

Report Code: BAT_GL_TEMPLATE

EXPENSES BY FUNCTION

BATCH QUEUE ID 491108

FOR MARCH, 2022

PROJECT : 8810 - RESPONSE TO DISP-ARP IDEA

OBJECT	DESCRIPTION	BUDGET AMOUNT	ADJUSTED BUDGET	CURRENT ACTIVITY	YTD ACTIVITY	ENCUMBRANCE	REQUISITION	UNENCUMBERED BALANCE	PERCENT ENCMBRD
Function : 72210 - Regular Instruction Program Support									
52420	In-Service/Staff Development - CCEIS	75,541.54	75,541.54	0.00	75,541.40	0.00	0.00	0.14	100
TOTALS:	Function: 72210 - Regular Instruction Program Support	75,541.54	75,541.54	0.00	75,541.40	0.00	0.00	0.14	100
TOTALS:	Project: 8810 - RESPONSE TO DISP-ARP IDEA	75,541.54	75,541.54	0.00	75,541.40	0.00	0.00	0.14	100

COLLIERVILLE SCHOOLS

EXPENSES BY FUNCTION

Report Code: BAT_GL_TEMPLATE

BATCH QUEUE ID 491108

Page: 25 of 26

04/07/2022

8:37:23 AM

BUDGET AMOUNT	ADJUSTED BUDGET	CURRENT ACTIVITY	YTD ACTIVITY	ENCUMBRANCE	REQUISITION	UNENCUMBERED BALANCE	PERCENT ENCMBRD
766,314.34	808,086.09	46,362.69	449,795.86	41,490.18	0.00	316,800.05	61
GRAND TOTAL:							

C.I.P.

COLLIERVILLE SCHOOLS

Page: 1 of 4

REVENUE BY FUNC

04/13/2022

Report Code: BAT_GL_TEMPLATE

BATCH QUEUE ID 491457

2:34:49 PM

FOR MARCH, 2022

PROJECT : 6206 - CES GYM RENOVATION

FUNCTION	DESCRIPTION	BUDGET AMOUNT	ADJUSTED BUDGET	CURRENT ACTIVITY	YTD ACTIVITY	ENCUMBRANCE	REQUISITION	UNENCUMBERED BALANCE	PERCENT ENCMBRD
49100	Bond Proceeds	1,533,338.00	1,869,314.00	1,069,500.44	1,069,500.44	0.00	0.00	799,813.56	57
49800	Transfers In	0.00	1,988,040.00	0.00	0.00	0.00	0.00	1,988,040.00	0
TOTALS:	Project: 6206 - CES Gym Renovation	1,533,338.00	3,857,354.00	1,069,500.44	1,069,500.44	0.00	0.00	2,787,853.56	28

COLLIERVILLE SCHOOLS

REVENUE BY FUNC

BATCH QUEUE ID 491457

FOR MARCH, 2022

PROJECT : 6525 - UNALLOCATED CIP FROM SHELBY CO

Report Code: BAT_GL_TEMPLATE

FUNCTION	DESCRIPTION	BUDGET AMOUNT	ADJUSTED BUDGET	CURRENT ACTIVITY	YTD ACTIVITY	ENCUMBRANCE	REQUISITION	UNENCUMBERED BALANCE	PERCENT ENCMBRD
49100	Bond Proceeds	2,000,000.00	300,000.00	-937,100.76	132,399.68	0.00	0.00	167,600.32	44
TOTALS:	Project: 6525 - Unallocated CIP from Shelby Co	2,000,000.00	300,000.00	-937,100.76	132,399.68	0.00	0.00	167,600.32	44

COLLIERVILLE SCHOOLS

Page: 3 of 4

04/13/2022

2:34:49 PM

REVENUE BY FUNC

BATCH QUEUE ID 491457

Report Code: BAT_GL_TEMPLATE

BUDGET AMOUNT	ADJUSTED BUDGET	CURRENT ACTIVITY	YTD ACTIVITY	ENCUMBRANCE	REQUISITION	UNENCUMBERED BALANCE	PERCENT ENCUMBRD
3,533,338.00	4,157,354.00	132,399.68	1,201,900.12	0.00	0.00	2,955,453.88	29
GRAND TOTAL:							

COLLIERVILLE SCHOOLS

EXPENSES BY FUNCTION

Report Code: BAT_GL_TEMPLATE

BATCH QUEUE ID 491347

FOR MARCH, 2022

PROJECT : 6206 - CES GYM RENOVATION

Page: 1 of 4

04/12/2022

9:24:24 AM

OBJECT	DESCRIPTION	BUDGET AMOUNT	ADJUSTED BUDGET	CURRENT ACTIVITY	YTD ACTIVITY	ENCUMBRANCE	REQUISITION	UNENCUMBERED BALANCE	PERCENT ENCMBRD
Function : 91300 - Education Capital Projects									
30400	Architects	33,338.00	22,225.00	18,891.25	18,891.25	0.00	0.00	3,333.75	85
70600	Building Construction	1,500,000.00	3,504,845.00	455,574.69	3,230,886.13	0.00	0.00	273,958.87	92
71100	Furniture & Fixtures	0.00	330,000.00	7,704.00	7,704.00	199,731.79	0.00	122,564.21	63
79900	Other Capital Outlay	0.00	284.00	141.45	141.45	0.00	0.00	142.55	50
TOTALS:	Function: 91300 - Education Capital Projects	1,533,338.00	3,857,354.00	482,311.39	3,257,622.83	199,731.79	0.00	399,999.38	90
TOTALS:	Project: 6206 - CES Gym Renovation	1,533,338.00	3,857,354.00	482,311.39	3,257,622.83	199,731.79	0.00	399,999.38	90

COLLIERVILLE SCHOOLS

EXPENSES BY FUNCTION

Report Code: BAT_GL_TEMPLATE

BATCH QUEUE ID 491347

FOR MARCH, 2022

PROJECT : 6525 - UNALLOCATED CIP FROM SHELBY CO

Page: 2 of 4

04/12/2022

9:24:24 AM

OBJECT	DESCRIPTION	BUDGET AMOUNT	ADJUSTED BUDGET	CURRENT ACTIVITY	YTD ACTIVITY	ENCUMBRANCE	REQUISITION	UNENCUMBERED BALANCE	PERCENT ENCUMBRD
Function : 91300 - Education Capital Projects									
30400	Architects	2,000,000.00	300,000.00	0.00	0.00	0.00	0.00	300,000.00	0
TOTALS:	Function: 91300 - Education Capital Projects	2,000,000.00	300,000.00	0.00	0.00	0.00	0.00	300,000.00	0
TOTALS:	Project: 6525 - Unallocated CIP from Shelby Co	2,000,000.00	300,000.00	0.00	0.00	0.00	0.00	300,000.00	0

COLLIERVILLE SCHOOLS

EXPENSES BY FUNCTION

Report Code: BAT_GL_TEMPLATE

BATCH QUEUE ID 491347

Page: 3 of 4

04/12/2022

9:24:24 AM

BUDGET AMOUNT	ADJUSTED BUDGET	CURRENT ACTIVITY	YTD ACTIVITY	ENCUMBRANCE	REQUISITION	UNENCUMBERED BALANCE	PERCENT ENCMBRD
3,533,338.00	4,157,354.00	482,311.39	3,257,622.83	199,731.79	0.00	699,999.38	83
GRAND TOTAL:							

**COLLIERVILLE SCHOOLS
HVAC RENOVATION AT SFES BID #FY22012**

<u>VENDOR</u>	<u>SM LAWRENCE</u>	<u>BERNHARD MCC</u>
Terms:		
Delivery: Days A.R.O.		2/29/00
BASE	235,000.00	189,965.00
CONTINGENCY (10% OF BASE BID)	23,500.00	18,997.00
Bond Cost Per \$1,000		9.00
PROJECTED COMPLETION DATE	7/29/22	7/29/22
Total Bid Price for all items	258,500.00	208,962.00

RFP #: RFP #22013
 RFP Issue Date: 3/29/22
 RFP Due Date: 4/12/22
 RFP Coordinator: Leigh Anne Rainey
 Awarded Vendor: **Village Virtual**

RFP SCORING CRITERIA	Value	Village Virtual LLC	Pearson-Connexus	Imagine Learning-Edgenuity	Schools SLP
Capability & Fiscal Stability	60	60	52	45	55
Usability of Platform	100	100	100	78	81
Depth of Content/Course options for Students	100	88	90	65	80
Parental engagement component (incl. parent communication)	80	77	68	62	58
Implementation Plan and Reporting Functions	40	40	40	37	30
References	20	20	17	18	8
Final RFP Score	400	385	367	305	312

COLLIERVILLE SCHOOLS

GENERAL FUND BUDGET 2022-23



CS Board Approved on
Town of Collierville Approved on

Dr. Gary Lilly,
Superintendent

Wright Cox,
Board Chairman

Anita Floyd,
Chief Financial Officer

145 W. Poplar Avenue
Collierville, TN 38017





COLLIERVILLE SCHOOLS

BOARD OF EDUCATION

Wright Cox	Board Chairman
Wanda Chism	Board Vice Chair
Frank Warren	Board Member
Wanda Gibbs	Board Member
Paul Childers	Board Member

EXECUTIVE STAFF

Dr. Gary Lilly

Jeff Jones

Anita Floyd

Cecelia Booker

Leigh Anne Rainey

Thomas Dougherty

Lisa Higgins

Jill Church

Andy Field

Superintendent

Assistant Superintendent

Chief Financial Officer

Chief of Human Resources

Chief Academic Officer

Chief of Operations

Chief Technology Officer

Director of Special Education

Director of Student Services

TABLE OF CONTENTS

BUDGET HIGHLIGHTS	1
BUDGET DEVELOPMENT CALENDAR FOR FY 2022-23	3
GENERAL FUND REVENUE	4
GENERAL FUND EXPENDITURES	10
GENERAL FUND EXPENDITURES SUMMARY	11
Regular Education Instruction	12
Alternative Education Instruction	13
Special Education Instruction	14
Career & Technical Instruction	15
Instructional Television	16
Planning	17
Student Services	18
Health Services	19
Other Student Support	20
Regular Education Support	21
Alternative Education Support	22
Special Education Support	23
Technology	24
Board of Education	25
Office of Superintendent	26
Office of Principal	27
Fiscal Services	28
Human Resources	29
Operation of Plant	30
Maintenance of Plant	31
Transportation	32
Special Services	33
School Safety	34
Regular Capital Outlay	35
Transfers Out	35

COLLIERVILLE SCHOOLS PROFILE

Collierville Schools is a K-12 public education school system located in the Town of Collierville, Tennessee. The Collierville School District and the Collierville School Board of Education were established by the Town of Collierville in 2013. The school district opened its doors in July 2014 to serve students. The 2022-23 budget provides funding expectations for the ninth year of operations of the school district. Projected revenues and expenditures are based on the estimated enrollment for the 2022-23 fiscal year. Collierville Schools provides its students with an inclusive, dynamic, rigorous, and supportive academic environment at all schools. The vision of Collierville Schools is to be a leader in public education, meeting the needs of a diverse student population by preparing them to succeed in a global society and celebrating their achievements of today.

Collierville Schools is comprised of ten schools: Bailey Station Elementary, Collierville Elementary, Collierville High, Collierville Middle, Collierville Virtual Academy, Crosswind Elementary, Schilling Farms Elementary, Sycamore Elementary, Tara Oaks Elementary, and West Collierville Middle. The mission of our district is to prepare our students for a life of scholarship, integrity, and service.

BUDGET HIGHLIGHTS

Fund

The General Fund is the primary operating fund that supports the day-to-day functions of the district.

Enrollment

Enrollment projections are based on a combination of spring enrollment data for both in-district and out-of-district students, historical enrollment trends, and anticipated construction of new residential property. The projected enrollment for the 2022-23 school year is 9,088 students.

Revenue

The major revenue sources for the General Fund are the State of Tennessee Basic Education Program (BEP), the Shelby County Government, and the Town of Collierville.

BUDGET HIGHLIGHTS

Expenditures

The following are highlights of the major changes in the 2022-23 budget.

Investments for Student Achievement:

- 4 additional teaching positions at CHS (2 Math, 1 Band, 1 Health)
- 3 additional teaching positions at Sycamore Elementary due to growth
- Apple device refresh for teachers and students (outright purchase) totaling ~ \$4M
- Lease payment (3 of 3) for 1,400 iPads for two grade levels, \$900,670
- District investment in on-line curriculum, \$265,000
- Continued refresh of theatre arts equipment and orchestra and band instruments, \$87,000
- Server replacement for Avigilon security cameras at CHS, \$61,000
- Replacement of older cameras (district-wide) to move from analog to digital format, \$18,000

Investments in Human Capital:

- Step increases for all eligible employees, \$445,000
- 2% cost of living increases, \$440,000
- Other Post-Employment Benefits (OPEB) contribution to TSBA Trust, \$300,000

Investments in Capital Outlay and Deferred Maintenance:

- CES window replacement, \$50,000
- Chalkboard replacement at schools, \$50,000
- WCMS/CMS scoreboard replacements, \$100,000
- SFES gym floor replacement, \$50,000
- CHS ground improvements, \$100,000
- Cafeteria table replacement, \$75,000
- Painting projects at schools, \$150,000
- TOES generator replacement, \$50,000
- BSE bus drive and CES asphalt repairs, \$300,000

BUDGET DEVELOPMENT CALENDAR FOR 2022-23



December 7, 2021	Budget Calendar Presented to Superintendent
December 7, 2021	Budget Calendar Distributed to Board Members
December 14, 2021	Budget Worksheets Distributed to Executive Staff
January 10, 2022	Budget Improvement Forms Sent to Principals
January 17-28, 2022	Salary Schedules and Pay Calendars Developed
January 28, 2022	Budget Requests Due from Executive Staff
February 2022	Meetings with Chiefs and Directors
February 28, 2022	Principals' Meeting to Discuss Budget Requests
March 29, 2022	Budget Presentation to Superintendent
April 19, 2022	Board Review of FY 2022-23 Budget at Board Work Session
April 26, 2022	Presentation to Board Business Meeting for Approval of FY2022-23 Budget
May 9, 2022	Town of Collierville – First Reading of Ordinance on Tax Levy
May 23, 2022	Town of Collierville – Second Reading and Public Hearing
June 13, 2022	Town of Collierville – Third Reading and Adoption of Budget
June 23, 2022	Submit Adopted Budget to State Comptroller

GENERAL FUND REVENUE

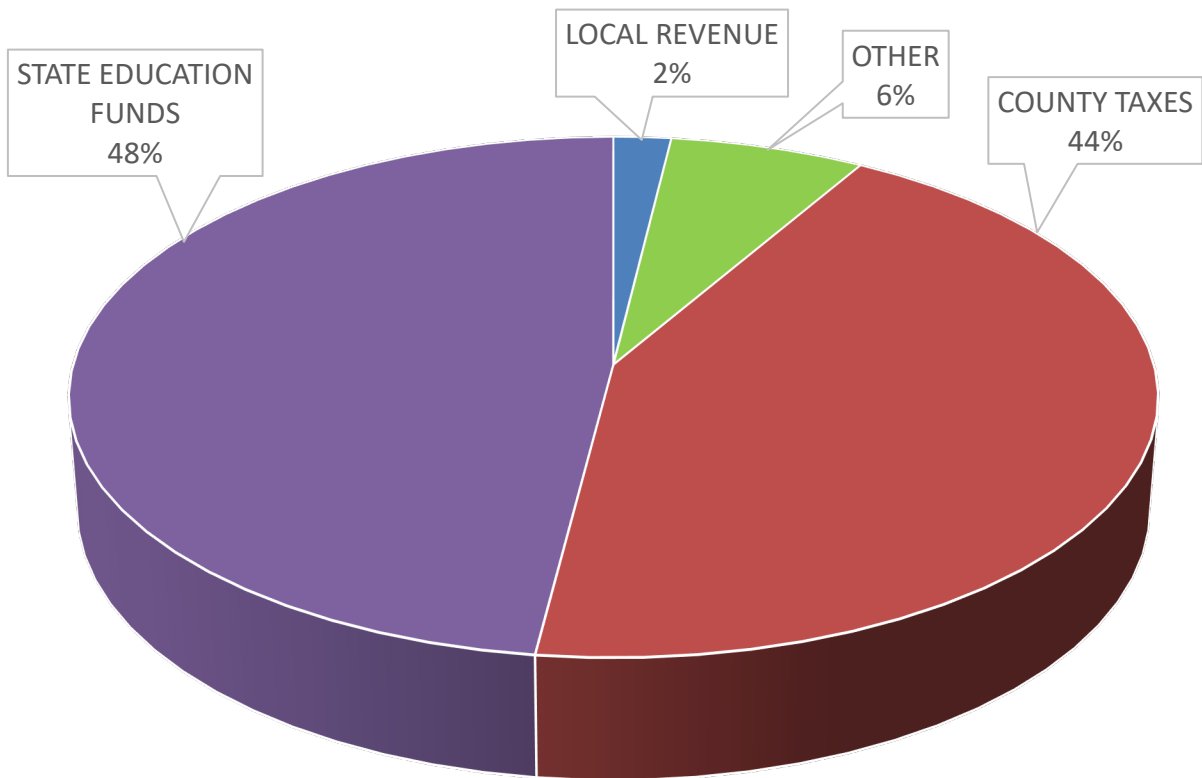
The three major sources of revenue for Collierville Schools are the State of Tennessee, Shelby County Government, and the Town of Collierville.

State of Tennessee funds consist primarily of Basic Education Program (BEP) funds. The Tennessee Department of Education provides three estimates (April, May, and June) and then the final amount is distributed in July. BEP funding is based on average daily membership (ADM) of students weighted for the 2nd, 3rd, 6th, and 7th attendance periods.

Shelby County Government funds come from two primary sources: property tax and sales tax. Educational revenues are shared between the Shelby County school system and municipal school districts based on the Weighted Full Time Equivalent Average Daily Attendance (WFTEADA) formula developed by the Tennessee Department of Education. The WFTEADA percentage varies each year for each of the school districts. Collierville Schools' WFTEADA for the 2022-23 school year will be determined later in the fiscal year.

The Town of Collierville provides 15 cents equivalent payment to the school district each year. The amount projected for 2022-2023 is \$2,582,675, which is level with the amount paid in the 2021-2022 school year.

GENERAL FUND REVENUE



The major sources of revenue are from the State of Tennessee, the Shelby County Government, and the Town of Collierville. The subcategories for this revenue is listed below:

- Basic Education Program (BEP) from the State of Tennessee
- Shelby County Property Taxes and Sales Taxes
- Town of Collierville (Maintenance of Effort)
- Shared Services – Transportation
- Tuition for Out of County Students
- Indirect Cost and Other Miscellaneous Revenue

GENERAL FUND REVENUE

ACCT	FUNCTION	2022-23 BUDGET	2021-22 BUDGET	2020-21 ACTUAL
40000	County Taxes	43,944,345	42,244,345	42,498,252
43000	Charges for Services	1,209,100	1,095,000	780,844
44000	Local Revenue	1,943,500	1,925,000	1,888,258
46000	State Education Funds	48,385,282	46,585,000	45,794,052
47000	Federal Funds Thru State	5,000	5,000	-
49000	Other Sources	5,368,108	6,008,971	2,609,393
	REVENUE GRAND TOTAL	100,855,335	97,863,316	93,570,799



COUNTY TAXES REVENUE

ACCT	FUNCTION	2022-23 BUDGET	2021-22 BUDGET	2020-21 ACTUAL
40110	Current Property Tax	23,199,516	23,199,516	22,138,492
40120	Trustee Collection (prior yr)	535,828	535,828	175,282
40130	Circuit Court (prior yr)	313,004	313,004	191,277
40150	Pick-Up Taxes	1,745,329	1,745,329	1,551,241
40162	Pay In lieu of Taxes - Utility	248,235	248,235	185,838
40163	Pay In lieu of Taxes - Other	282,831	282,831	253,344
40210	Local Option Sales Tax	12,800,000	11,100,000	12,803,883
40240	Wheel Tax	2,000,105	2,000,105	2,376,563
40270	Privilege Tax	3,300	3,300	2,554
40275	Mixed Drink Tax	233,522	233,522	237,103
40390	Municipal Tax	2,582,675	2,582,675	2,582,675
	Total	43,944,345	42,244,345	42,498,252

CHARGES FOR SERVICES

ACCT	FUNCTION	2022-23 BUDGET	2021-22 BUDGET	2020-21 ACTUAL
43513	Tuition Summer School	20,000	25,000	-
43515	Tuition-Other State Systems	191,100	200,000	174,200
43990	Other Charges for Services	998,000	870,000	606,644
	Total	1,209,100	1,095,000	780,844

OTHER LOCAL REVENUE

ACCT	FUNCTION	2022-23 BUDGET	2021-22 BUDGET	2020-21 ACTUAL
44110	Interest Income	22,000	22,000	22,103
44120	Lease/Rentals	20,000	20,000	-
44170	Miscellaneous Revenue	737,500	520,000	648,426
44171	Technology Replacement Fees	7,000	5,000	7,060
44172	Substitute Reimbursement	40,000	37,000	5,062
44174	Device Fees	300,000	300,000	288,331
44176	Refund - IRS	-	3,000	-
44520	Insurance Recovery	10,000	10,000	967
44530	Sale of Equipment	800,000	1,000,000	912,015
44560	Damages Recovered	1,000	6,000	244
44990	Other Local Revenue	6,000	2,000	4,050
	Total	1,943,500	1,925,000	1,888,258

STATE EDUCATION FUNDS

ACCT	FUNCTION	2022-23 BUDGET	2021-22 BUDGET	2020-21 ACTUAL
46511	Basic Education Program	48,285,000	46,490,000	45,679,897
46610	Career Ladder Program	100,282	95,000	114,155
	Total	48,385,282	46,585,000	45,794,052

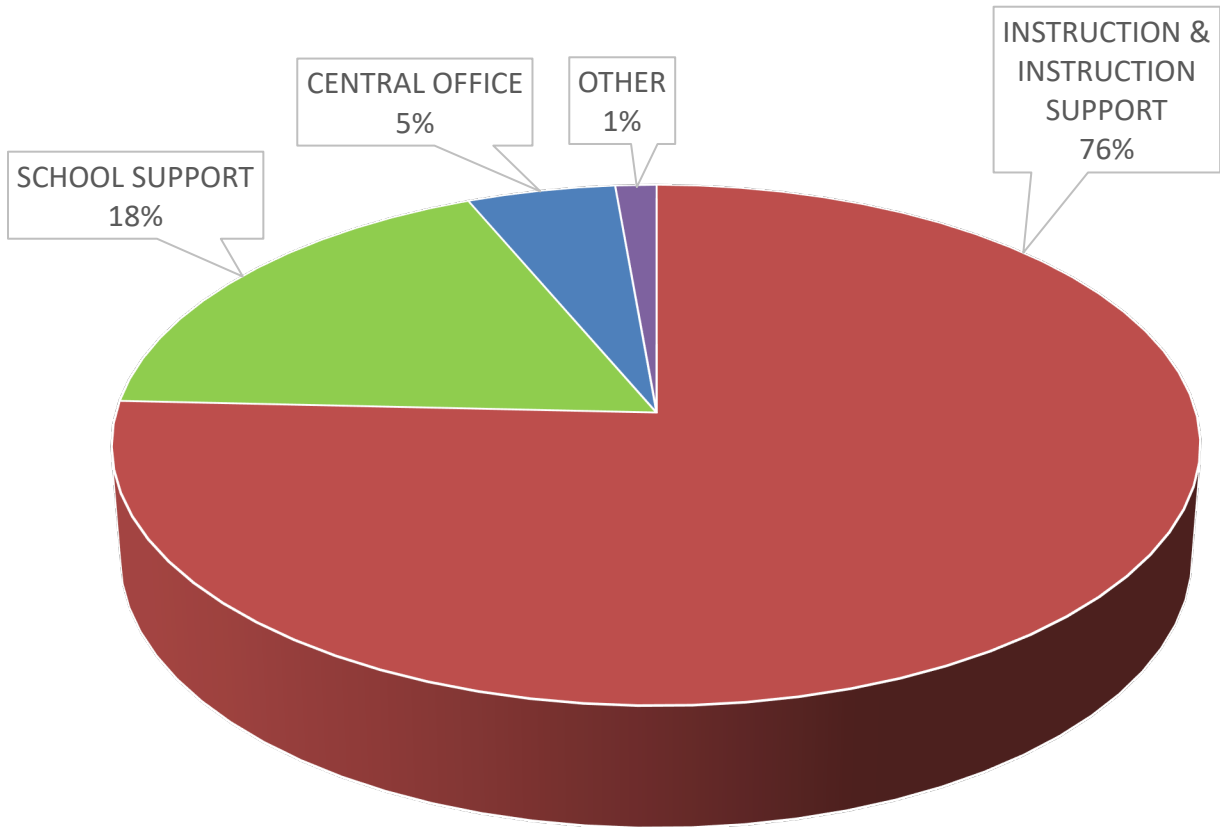
FEDERAL FUNDS THRU STATE

ACCT	FUNCTION	2022-23 BUDGET	2021-22 BUDGET	2020-21 ACTUAL
47143	Special Ed - Grants to States	5,000	5,000	-
	Total	5,000	5,000	-

OTHER SOURCES

ACCT	FUNCTION	2022-23 BUDGET	2021-22 BUDGET	2020-21 ACTUAL
49800	Operating Transfers	111,071	4,072,424	2,609,393
49900	Reserves	5,257,037	1,936,547	-
	Total	5,368,108	6,008,971	2,609,393

GENERAL FUND EXPENDITURES



Instruction and Instruction Support consists of Regular Education Instruction, Alternative Education, Special Education, Career & Technical Instruction, Instructional Television, Other Student Support, Office of Principal, Regular Education Support, Special Education Support, and Alternative Education Support.

School Support consists of Planning, Student Services, Health Services, Technology, Operation of Plant, Maintenance of Plant, Transportation, School Safety, and any Transfers Out.

Central Office consists of Board of Education, Office of Superintendent, Fiscal Services, Special Services, and Human Resources.

Other expenditures consist of Regular Capital Outlay projects.

GENERAL FUND EXPENDITURES

ACCT	DESCRIPTION	2023 FTE	2023 BUDGET	2022 FTE	2022 BUDGET	2021 ACTUAL
71100	Regular Education Instruction	558	53,623,278	550	47,936,151	45,908,292
71150	Alternative Educ Instruction	3	286,691	3	254,796	236,976
71200	Special Education Instruction	126	7,773,964	125	7,608,236	7,134,674
71300	Career & Technical Instruction	18	1,408,962	12	999,074	777,769
72210	Instructional Television	0.5	76,047	0.5	76,895	81,965
72110	Planning	-	34,500	-	33,405	63,942
72110	Student Services	3	388,643	3	378,541	443,154
72120	Health Services	-	-	21	1,258,819	1,104,565
72130	Other Student Support	25	2,515,871	25	2,572,677	2,456,428
72210	Regular Education Support	18.5	2,212,632	18.5	1,950,440	1,938,664
72215	Alternative Educ Support	-	2,500	-	2,553	-
72220	Special Education Support	24	2,138,561	25	2,150,723	1,917,245
72250	Technology	29	4,771,205	28	4,649,926	3,972,815
72310	Board of Education	5	2,162,261	5	1,928,437	1,641,429
72320	Office of Superintendent	2	464,230	2	451,058	462,426
72410	Office of Principal	80	6,338,940	79	6,246,268	5,751,316
72510	Fiscal Services	8	1,016,601	8	990,775	828,323
72520	Human Resources	6	772,012	5	714,450	537,402
72610	Operation of Plant	12	6,028,609	12	6,241,325	5,072,891
72620	Maintenance of Plant	10	1,758,003	10	1,712,795	1,454,128
72710	Transportation	4	5,091,374	4	5,024,394	2,936,705
72810	Special Services	4	596,201	4	611,320	456,381
72810	School Safety	-	6,250	-	10,550	825
72610	Regular Capital Outlay	-	1,388,000	-	4,059,707	3,538,205
99100	Transfers Out	-	-	-	-	153,524
EXPENDITURES GRAND TOTAL		936	100,855,335	940	97,863,316	88,870,044

REGULAR EDUCATION INSTRUCTION 71100

DESCRIPTION	2023	2023	2022	2022	2021
	FTE	BUDGET	FTE	BUDGET	ACTUAL
116 Teachers	512	32,415,000	505	31,976,933	30,608,231
117 Career Ladder		68,000		68,000	67,000
127 Extended Contracts		24,000		24,000	-
128 Homebound Teachers	4	20,000	4	20,000	-
163 Educational Assistants (MS, HS)	7	173,563	5	144,631	148,037
163 Educational Assistants (Elem)	35	823,033	36	820,923	798,359
189 Other Salaries & Wages		-		-	31,100
195 Substitutes (Certified)		682,000		691,350	737,960
198 Substitutes (Non-Certified)		20,000		20,000	9,025
201 Social Security		2,121,987		2,048,147	1,873,325
204 State Retirement		3,274,630		3,384,712	2,030,486
206 Life Insurance		115,270		115,270	91,630
207 Medical Insurance		4,332,000		3,800,103	4,016,702
212 Medicare		496,271		490,142	440,409
217 Hybrid Retirement		219,000		219,000	179,782
330 Operating Lease Payments		1,774,430		1,601,230	2,223,614
336 Maint & Repair - Equipment		28,500		21,000	7,629
399 Other Contracted Services		215,000		213,000	113,067
429 Instr. Supplies & Materials		1,110,550		762,710	839,077
430 Textbooks (Electronic)		375,000		375,000	374,696
449 Textbooks (Bound)		485,000		485,000	343,839
499 Other Supplies & Materials		40,000		40,000	14,915
599 Summer School		-		-	4,085
599 Other Charges - Graduation		6,000		4,000	5,175
599 Other Charges		27,000		-	-
722 Regular Instruction Equipment		287,000		181,000	57,522
722 Regular Instruction Equipment		4,090,044		60,000	633,170
722 Instructional Equipment (Reimbursed)		400,000		370,000	259,457
TOTAL	558	53,623,278	550	47,936,151	45,908,292

Overview: This budget includes salaries and benefits for regular teachers, educational assistants, homebound teachers, substitute teachers and coaches' supplements.

ALTERNATIVE EDUCATION INSTRUCTION 71150

DESCRIPTION	2023	2023	2022	2022	2021
	FTE	BUDGET	FTE	BUDGET	ACTUAL
116 Coordinator	1	86,269	1	84,577	84,395
116 Teachers	1	65,591	1	67,691	68,551
163 Educational Assistants	1	23,060	1	23,060	23,214
189 Other Salaries & Wages		-		-	1,000
201 Social Security		10,845		10,870	10,504
204 State Retirement		17,055		18,006	17,356
206 Life Insurance		670		670	512
207 Medical Insurance		27,000		13,715	-
212 Medicare		2,536		2,542	2,456
217 Hybrid Retirement		665		665	455
399 Other Contracted Services		40,000		20,000	25,676
429 Instr. Supplies & Materials		4,000		4,000	969
499 Other Supplies & Materials		2,000		2,000	1,336
599 Other Charges		2,000		2,000	-
790 Other Equipment		5,000		5,000	552
TOTAL	3	286,691	3	254,796	236,976

Overview: This budget includes salaries and benefits for the IMPACT program at WCMS to provide academic and counseling services for students at Collierville Schools.

SPECIAL EDUCATION INSTRUCTION

71200

DESCRIPTION	2023	2023	2022	2022	2021
	FTE	BUDGET	FTE	BUDGET	ACTUAL
116 Teachers	57	3,419,174	57	3,320,016	3,194,467
117 Career Ladder		5,000		5,000	5,000
128 Homebound Teachers		40,000		20,000	26,965
163 Educational Assistants	57	1,521,669	56	1,481,427	1,445,220
171 Speech Pathologists	12	757,095	12	719,571	638,885
195 Substitutes (Certified)		30,000		50,000	35,700
198 Substitutes (Non-Certified)		35,000		70,000	40,840
201 Social Security		360,092		350,278	307,575
204 State Retirement		569,219		556,973	442,920
206 Life Insurance		17,750		17,750	15,248
207 Medical Insurance		714,150		714,150	774,958
212 Medicare		84,215		81,921	72,485
217 Hybrid Retirement		65,000		65,000	58,197
312 Contracts w/Private Agencies		80,000		78,750	-
336 Maint & Repair - Equipment		12,000		15,000	927
429 Instr. Supplies & Materials		29,600		28,400	31,630
499 Other Supplies & Materials		14,000		14,000	9,977
725 Special Education Equipment		20,000		20,000	33,680
TOTAL	126	7,773,964	125	7,608,236	7,134,674

Overview: This budget includes salaries and benefits for special education teachers, speech pathologists, educational assistants and substitute teachers.

CAREER & TECHNICAL INSTRUCTION

71300

DESCRIPTION		2023	2023	2022	2022	2021
		FTE	BUDGET	FTE	BUDGET	ACTUAL
116	Teachers	18	1,060,924	12	702,761	563,883
195	Substitutes (Certified)		12,000		6,000	10,703
201	Social Security		66,521		43,943	32,978
204	State Retirement		103,440		72,174	51,204
206	Life Insurance		2,500		2,500	1,665
207	Medical Insurance		90,000		97,399	91,259
212	Medicare		15,557		10,277	7,724
217	Hybrid Retirement		4,020		4,020	3,866
336	Maint & Repair - Equipment		5,000		5,000	2,496
429	Instr. Supplies & Materials		21,000		27,000	8,463
449	Textbooks		12,000		12,000	2,557
499	Other Supplies & Materials		5,000		5,000	971
730	Vocational Equipment		11,000		11,000	-
TOTAL		18	1,408,962	12	999,074	777,769

Overview: This budget includes salaries and benefits for career and technical teachers. Instructional supplies are for STEM, automotive, welding, health science, family and consumer science, construction, culinary, marketing, and agriculture classes.

INSTRUCTIONAL TELEVISION 72210

DESCRIPTION	2023 FTE	2023 BUDGET	2022 FTE	2022 BUDGET	2021 ACTUAL
136 Audiovisual Personnel		-		-	-
137 Education Media Personnel	0.5	30,064	0.5	30,065	24,758
189 Other Salaries & Wages		5,635		12,500	12,500
201 Social Security		2,213		2,639	2,068
204 State Retirement		4,114		4,059	3,068
206 Life Insurance		85		85	80
207 Medical Insurance		8,354		8,354	835
212 Medicare		518		617	484
217 Hybrid Retirement		490		490	443
307 Communication		2,000		1,500	-
336 Maint & Repair - Equipment		2,000		-	-
399 Other Contracted Services		2,000		3,000	-
499 Other Supplies & Materials		2,800		1,535	4,025
524 In-Service/Staff Development		-		-	-
722 Regular Instruction Equipment		15,774		12,051	33,704
TOTAL	0.50	76,047	0.50	76,895	81,965

Overview: This budget includes salaries and benefits for the personnel operating the Instructional Television program at CHS.

STUDENT SERVICES

72110

DESCRIPTION	2023	2023	2022	2022	2021
	FTE	BUDGET	FTE	BUDGET	ACTUAL
105 Supervisor/Director	2	203,532	2	197,546	186,726
161 Secretary	1	56,340	1	54,152	52,284
189 Other Salaries & Wages		-		-	70,001
201 Social Security		16,112		15,605	17,289
204 State Retirement		25,681		25,378	30,534
206 Life Insurance		1,460		1,460	934
207 Medical Insurance		37,000		36,000	48,071
212 Medicare		3,768		3,650	4,043
355 Travel		500		500	325
399 Other Contracted Services		35,000		35,000	28,915
499 Other Supplies & Materials		1,000		1,000	784
524 In-Service/Staff Development		5,000		5,000	250
599 Other Charges		250		250	-
722 Attendance Equipment		3,000		3,000	2,998
TOTAL	3	388,643	3	378,541	443,154

Overview: This budget includes salaries and benefits for personnel in the Student Services department who provide support services for schools in the areas of attendance, safety, discipline, and suspensions.

HEALTH SERVICES

72120

DESCRIPTION	2023 FTE	2023 BUDGET	2022 FTE	2022 BUDGET	2021 ACTUAL
131 Medical Personnel			12	537,940	485,767
189 Other Salaries & Wages			9	286,114	282,694
189 Substitute Nurses				12,000	200
201 Social Security				52,331	42,453
204 State Retirement				84,195	59,778
206 Life Insurance				3,100	2,269
207 Medical Insurance				199,000	159,919
212 Medicare				12,239	9,929
217 Hybrid Retirement				15,400	10,356
336 Maint & Repair - Equipment				2,000	-
355 Travel				500	231
399 Other Contracted Services				40,000	44,078
499 Other Supplies & Materials				5,000	1,740
524 In-Service/Staff Development				4,000	400
735 Health Equipment				5,000	4,751
TOTAL	-	-	21	1,258,819	1,104,565

Overview: The salaries and benefits for the School Nurses and Medical Records Clerks at the schools was moved to the ELC Grant for 2022-23 fiscal year.

OTHER STUDENT SUPPORT 72130

DESCRIPTION	2023	2023	2022	2022	2021
	FTE	BUDGET	FTE	BUDGET	ACTUAL
123 School Counselors	25	1,661,003	25	1,627,918	1,581,426
189 Other Salaries & Wages		190,000		304,000	304,935
201 Social Security		114,762		112,711	110,261
204 State Retirement		180,473		186,700	180,782
206 Life Insurance		4,743		4,743	4,693
207 Medical Insurance		202,000		174,245	185,704
212 Medicare		26,840		26,360	25,787
217 Hybrid Retirement		7,600		7,600	7,269
322 Evaluation & Testing		103,450		102,400	52,119
499 Other Supplies & Materials		1,500		1,500	346
524 In-Service/Staff Development		20,000		20,000	-
599 Other Charges		3,500		4,500	3,106
TOTAL	25	2,515,871	25	2,572,677	2,456,428

Overview: This budget includes salaries and benefits for School Counselors in the schools. Evaluation and testing includes fees paid for ACT testing. Professional development for counselors is also provided in this budget.

REGULAR EDUCATION SUPPORT 72210

DESCRIPTION	2023	2023	2022	2022	2021
	FTE	BUDGET	FTE	BUDGET	ACTUAL
105 Supervisor/Director	6	661,056	6	585,130	619,608
117 Career Ladder Program		9,000		11,000	11,500
129 Librarians	10	646,617	10	648,164	633,112
137 Education Media Personnel	0.50	30,665	0.50	30,065	25,875
161 Secretaries	1	56,340	1	54,152	31,182
162 Clerical Personnel	1	41,828	1	40,549	45,138
196 In-Service Training		45,000		15,000	20,825
201 Social Security		92,411		85,812	81,375
204 State Retirement		145,923		141,319	132,209
206 Life Insurance		5,060		5,060	3,915
207 Medical Insurance		227,000		110,000	133,787
212 Medicare		21,612		20,069	19,048
217 Hybrid Retirement		8,120		8,120	5,808
308 Consultants		17,000		40,000	7,349
432 Library Books		93,000		93,000	90,919
499 Other Supplies & Materials		8,000		10,000	9,926
524 In-Service/Staff Development		95,000		22,000	43,694
599 Other Charges		9,000		16,000	18,522
790 Other Equipment		-		15,000	4,872
TOTAL	18.50	2,212,632	18.50	1,950,440	1,938,664

Overview: This budget includes salaries and benefits for the Chief Academic Officer and administrative and clerical staff at the Central Office as well as a portion of the salary for the Instructional TV instructor at CHS. This budget also includes library books for the schools, as well as professional development funding for teachers and instructional administrators at the schools and the Central Office.

ALTERNATIVE EDUCATION SUPPORT 72215

DESCRIPTION	2023	2023	2022	2022	2021
	FTE	BUDGET	FTE	BUDGET	ACTUAL
524 In-Service/Staff Development		2,500		2,553	-
TOTAL		2,500		2,553	-

Overview: This budget includes professional development for the alternative education related personnel.



SPECIAL EDUCATION SUPPORT 72220

DESCRIPTION	2023	2023	2022	2022	2021
	FTE	BUDGET	FTE	BUDGET	ACTUAL
105 Supervisor/Director	3	303,203	3	258,476	201,050
117 Career Ladder Program		1,000		1,000	4,000
124 Psychological Personnel	4	352,332	4	338,652	329,500
162 Clerical Personnel (8 Hr.)	11	401,888	11	372,774	354,236
189 Other Salaries & Wages	6	501,803	7	521,799	522,567
201 Social Security		96,735		92,547	82,862
204 State Retirement		154,574		150,058	126,466
206 Life Insurance		3,500		3,500	4,179
207 Medical Insurance		135,000		135,000	135,197
212 Medicare		22,623		21,644	19,379
217 Hybrid Retirement		10,358		10,358	9,306
308 Consultants		20,000		20,000	11,080
355 Travel		4,000		4,000	771
399 Other Contracted Services		88,300		177,670	82,083
499 Other Supplies & Materials		7,900		7,900	7,371
524 In-Service/Staff Development		13,000		13,000	12,084
599 Other Charges		2,345		2,345	3,634
790 Other Equipment		20,000		20,000	11,480
TOTAL	24	2,138,561	25	2,150,723	1,917,245

Overview: This budget includes salaries and benefits for the Special Education department at the CO as well as the psychologists, school-based clerical personnel, five occupational therapists, and one physical therapist.

TECHNOLOGY 72250

DESCRIPTION		2023	2023	2022	2022	2021
		FTE	BUDGET	FTE	BUDGET	ACTUAL
105	Supervisor/Director	8	779,366	8	745,042	728,623
138	Instructional Tech Facilitators	10	730,555	9	631,463	621,928
162	Clerical Personnel	1	51,158	1	49,720	54,672
189	Other Salaries & Wages	10	632,304	10	621,196	596,101
201	Social Security		135,990		126,940	115,292
204	State Retirement		218,024		204,433	172,441
206	Life Insurance		6,200		6,200	5,907
207	Medical Insurance		194,000		210,000	235,655
212	Medicare		31,804		29,688	27,110
217	Hybrid Retirement		18,900		18,900	16,979
307	Communications		140,000		119,000	94,790
308	Consultants		99,700		79,700	41,696
336	Maint & Repair - Equipment		100,000		100,000	47,793
350	Internet Connectivity		418,000		473,200	303,886
355	Travel		1,000		1,000	0
399	Other Contracted Services		44,355		39,175	7,388
435	Office Supplies		3,500		3,500	3,458
470	Cabling		13,500		13,500	8,050
471	Software		683,550		665,437	423,981
499	Other Supplies & Materials		18,500		18,500	2,807
524	In-Service/Staff Development		79,100		79,100	41,100
599	Other Charges		102,000		103,600	95,058
701	Admin Equipment		136,000		141,000	236,636
790	Other Equipment		128,700		164,632	86,480
790	Technology Replacement Equipment		5,000		5,000	4,984
TOTAL		29	4,771,205	28	4,649,926	3,972,815

Overview: This budget includes salaries and benefits for the Chief Technology Officer and support staff in the Technology Department. This budget covers all costs for internet, phone, software and devices in the district.

BOARD OF EDUCATION 72310

DESCRIPTION	2023	2023	2022	2022	2021
	FTE	BUDGET	FTE	BUDGET	ACTUAL
189 Other Salaries & Wages	5	26,300	5	26,300	12,291
201 Social Security		1,631		1,631	762
206 Life Insurance		9,130		7,200	8,741
207 Medical Insurance		709,050		592,000	549,585
212 Medicare		381		381	179
215 Contributions to OPEB		300,000		200,000	125,000
305 Audit Services		69,350		67,850	70,997
320 Dues & Memberships		8,400		8,400	8,206
331 Legal Services		100,000		100,000	94,050
399 Other Contracted Services		8,000		8,000	3,000
499 Other Supplies & Materials		600		600	200
505 Judgements		90,000		84,156	0
506 Liability Insurance		135,649		135,649	115,663
508 Premiums on Security Bonds		9,000		9,000	8,499
513 On the Job Injuries		150,201		150,201	121,239
524 In-Service/Staff Development		15,000		15,000	1,421
599 Other Charges		529,569		522,069	521,596
TOTAL	5	2,162,261	5	1,928,437	1,641,429

Overview: This budget includes salaries and benefits for the Collierville Schools Board of Education. Benefits in this budget include the board portion of retiree life and health insurance as well as the district's annual OPEB contribution. Other Charges includes the annual payment (12 years) of \$507,819 to Shelby County Board of Education for buildings in the district. 2022-23 marks the ninth payment of this series. This budget also covers legal fees, judgements, workers' compensation insurance, and liability insurance.

OFFICE OF SUPERINTENDENT 72320

DESCRIPTION	2023	2023	2022	2022	2021
	FTE	BUDGET	FTE	BUDGET	ACTUAL
101 Director of Schools	1	204,887	1	192,215	189,205
161 Secretary	1	71,695	1	68,916	65,857
162 Clerical Personnel		-		-	47,702
189 Other Salaries & Wages		15,000		15,000	15,000
201 Social Security		18,078		17,120	15,123
204 State Retirement		28,867		27,759	31,917
206 Life Insurance		730		730	710
207 Medical Insurance		25,000		29,994	30,420
212 Medicare		4,228		4,004	4,444
299 Other Fringe Benefits		5,400		5,400	5,400
320 Dues & Memberships		14,945		14,945	12,667
348 Postal Charges		5,000		5,000	4,940
399 Other Contracted Services		8,000		8,000	-
435 Office Supplies		3,500		3,500	3,500
524 In-Service/Staff Development		10,000		10,000	1,154
599 Other Charges		42,900		41,475	34,217
701 Admin Equipment		6,000		7,000	170
TOTAL	2	464,230	2	451,058	462,426

Overview: This budget includes salaries and benefits for the Superintendent and the Superintendent Secretary. Other Charges includes teacher morale funding for school faculty.

OFFICE OF PRINCIPAL 72410

DESCRIPTION	2023	2023	2022	2022	2021
	FTE	BUDGET	FTE	BUDGET	ACTUAL
104 Principals	37	3,532,206	36	3,482,129	3,245,158
117 Career Ladder		7,000		7,000	7,000
161 Secretary(s)	13	488,744	13	473,392	432,155
162 Clerical Personnel	24	756,069	24	732,255	697,000
189 Lunch Room Monitors	6	42,485	6	26,668	12,311
201 Social Security		299,243		292,730	253,657
204 State Retirement		474,036		471,665	426,433
206 Life Insurance		15,957		15,957	12,770
207 Medical Insurance		567,000		579,791	588,192
212 Medicare		69,984		68,461	59,322
217 Hybrid Retirement		12,216		12,216	9,763
320 Dues & Memberships		-		-	-
355 Travel		-		8,005	6,705
524 In-Service/Staff Development		74,000		76,000	850
TOTAL	80	6,338,940	79	6,246,268	5,751,316

Overview: This budget includes salaries and benefits for the school principals, assistant principals, financial secretaries, attendance operators, and school clerical staff. This budget also includes professional development for principals and assistant principals at the schools.

FISCAL SERVICES

72510

DESCRIPTION	2023	2023	2022	2022	2021
	FTE	BUDGET	FTE	BUDGET	ACTUAL
105 Supervisor/Director	1	130,316	1	125,256	118,336
119 Accountants/Bookkeepers	4	257,386	4	267,109	237,091
161 Secretary(s)	1	68,893	1	65,577	53,946
189 Other Salaries & Wages	2	128,283	2	124,809	115,555
201 Social Security		36,262		36,038	30,916
204 State Retirement		60,594		54,638	45,710
206 Life Insurance		1,688		1,688	1,515
207 Medical Insurance		50,000		54,000	55,867
212 Medicare		8,481		8,428	7,231
217 Hybrid Retirement		4,977		4,977	3,003
320 Dues & Memberships		2,785		3,485	925
355 Travel		1,200		100	-
399 Other Contracted Services		192,428		195,950	132,407
435 Office Supplies		5,400		3,600	3,600
499 Other Supplies & Materials		3,975		4,420	3,696
524 In-Service/Staff Development		30,900		22,600	8,537
599 Other Charges		400		400	72
701 Admin Equipment		32,633		17,700	9,916
TOTAL	8	1,016,601	8	990,775	828,323

Overview: This budget includes salaries and benefits for the Chief Financial Officer and staff at the Central Office for purchasing, accounts payable, school accounting, business information systems, warehouse, and nutrition and payroll operations. Costs for APECS (finance software) and Planet Press (printing checks and purchase orders) are covered in this budget.

HUMAN RESOURCES

72520

DESCRIPTION	2023	2023	2022	2022	2021
	FTE	BUDGET	FTE	BUDGET	ACTUAL
105 Supervisor/Director	2	234,138	2	227,221	113,134
161 Secretary	1	50,269		-	49,959
162 Clerical Personnel	1	41,360	1	49,584	37,899
189 Other Salaries & Wages	2	156,346	2	150,321	149,620
201 Social Security		29,891		29,929	20,275
204 State Retirement		48,518		47,837	31,959
206 Life Insurance		1,100		1,100	1,040
207 Medical Insurance		30,000		40,000	42,396
210 Unemployment Compensation		36,000		36,000	36,189
212 Medicare		6,991		7,000	4,742
217 Hybrid Retirement		1,600		1,600	1,641
299 Other Fringe Benefits		10,000		9,644	7,293
320 Dues & Memberships		2,300		1,700	523
355 Travel		500		500	-
399 Other Contracted Services		64,800		63,064	25,042
411 Data Processing Supplies		4,500		4,000	1,668
435 Office Supplies		5,000		4,000	2,868
524 In-Service/Staff Development		40,200		32,450	5,765
701 Admin Equipment		8,500		8,500	5,389
TOTAL	6	772,012	5	714,450	537,402

Overview: This budget includes salaries and benefits for the Chief of Human Resources, Benefits Specialist, and support staff at the Central Office, as well as all related costs for this department.

OPERATION OF PLANT 72610

DESCRIPTION		2023	2023	2022	2022	2021
		FTE	BUDGET	FTE	BUDGET	ACTUAL
166	Custodial Personnel	12	631,399	12	588,109	587,739
201	Social Security		39,147		36,463	32,887
204	State Retirement		65,413		55,282	48,003
206	Life Insurance		1,745		1,745	1,644
207	Medical Insurance		123,000		108,948	123,881
212	Medicare		9,155		8,528	7,691
217	Hybrid Retirement		5,750		5,750	5,956
328	Janitorial Services		2,200,000		2,500,000	1,964,926
399	Other Contracted Services		468,000		441,500	376,061
410	Custodial Supplies		25,000		25,000	18,756
415	All Utilities		2,135,000		2,135,000	1,680,355
499	Other Supplies & Materials		10,000		10,000	-
502	Building & Content Insurance		250,000		280,000	197,862
524	In-Service/Staff Development		1,000		1,000	304
599	Other Charges		34,000		34,000	20,624
720	Plant Operation Equipment		30,000		10,000	6,202
TOTAL		12	6,028,609	12	6,241,325	5,072,891

Overview: This budget includes salaries and benefits for the Plant Managers at the schools as well as the custodian at the Central Office. This budget also covers the cost of utilities, janitorial services, building insurance, and elevator maintenance for all the buildings.

MAINTENANCE OF PLANT 72620

DESCRIPTION	2023	2023	2022	2022	2021
	FTE	BUDGET	FTE	BUDGET	ACTUAL
105 Supervisor/Director	2	208,517	2	199,181	184,972
161 Secretary(s)	1	56,340	1	54,152	53,380
167 Maintenance Personnel	7	470,575	7	458,239	442,356
201 Social Security		45,597		44,117	39,227
204 State Retirement		76,191		66,888	50,376
206 Life Insurance		1,520		1,520	1,896
207 Medical Insurance		104,000		92,600	99,739
212 Medicare		10,664		10,318	9,174
217 Hybrid Retirement		12,000		12,000	11,163
335 Maint & Repair - Buildings		450,000		400,000	253,812
336 Maint & Repair - Equipment		100,000		150,000	81,586
399 Other Contracted Services		134,500		133,500	98,986
499 Other Supplies & Materials		2,000		2,000	1,356
524 In-Service/Staff Development		15,100		15,280	570
599 Other Charges		16,000		8,000	7,888
701 Admin Equipment		5,000		5,000	4,799
720 Maintenance Equipment		50,000		60,000	112,848
TOTAL	10	1,758,003	10	1,712,795	1,454,128

Overview: This budget includes salaries and benefits for the Chief of Operations and staff in the Maintenance department. This budget covers the cost of all maintenance and repairs of buildings in the district.

TRANSPORTATION 72710

DESCRIPTION	2023	2023	2022	2022	2021
	FTE	BUDGET	FTE	BUDGET	ACTUAL
105 Supervisor/Director	1	117,583	1	83,393	84,393
162 Clerical Personnel	1	49,734	1	47,803	47,187
189 Other Salaries & Wages	2	121,922	2	117,187	128,702
201 Social Security		16,116		10,229	9,239
204 State Retirement		26,929		15,509	14,060
206 Life Insurance		700		700	477
207 Medical Insurance		27,000		26,000	25,689
212 Medicare		4,194		3,602	3,579
217 Hybrid Retirement		6,000		1,000	1,006
312 Contracts w/Private Agencies		4,108,671		4,108,671	2,319,534
355 Travel		2,000		2,000	1,096
399 Other Contracted Services		50,826		49,100	33,211
412 Diesel Fuel		532,500		532,500	253,326
425 Gasoline		17,000		17,000	9,869
499 Other Supplies & Materials		1,200		1,200	868
524 In-Service/Staff Development		3,300		3,300	1,049
599 Other Charges		3,200		3,200	2,213
701 Admin Equipment		2,500		2,000	1,207
TOTAL	4	5,091,374	4	5,024,394	2,936,705

Overview: This budget includes salaries and benefits for the Director of Transportation and support staff, including two routers. These employees' services are in the CS-Shared Services plan used by most of the municipal school districts in Shelby County. Costs covered in this budget include the contract fee for bus services (Durham), diesel fuel, and the maintenance fee for VersaTrans.

SPECIAL SERVICES 72810

DESCRIPTION	2023	2023	2022	2022	2021
	FTE	BUDGET	FTE	BUDGET	ACTUAL
105 Supervisor/Director	1	136,693	1	131,385	194,756
161 Secretary	1	50,714	1	49,283	-
189 Other Salaries & Wages	2	167,684	2	162,811	84,498
201 Social Security		22,017		21,296	16,834
204 State Retirement		34,931		34,847	26,650
206 Life Insurance		963		963	833
207 Medical Insurance		28,000		20,569	13,712
212 Medicare		5,149		4,980	3,937
217 Hybrid Retirement		1,200		1,200	1,190
355 Travel		1,000		400	305
399 Other Contracted Services		59,600		58,600	68,903
435 Office Supplies		19,000		19,000	11,203
524 In-Service/Staff Development		33,000		30,000	11,721
599 Other Charges		32,750		72,986	17,306
701 Admin Equipment		3,500		3,000	4,533
TOTAL	4	596,201	4	611,320	456,381

Overview: This budget includes salaries and benefits for the Assistant Superintendent and various other support staff for the district. Costs covered by this department include the copy machine rental fees, travel for athletic and TSSAA sporting events.

SCHOOL SAFETY 72810

DESCRIPTION	2023	2023	2022	2022	2021
	FTE	BUDGET	FTE	BUDGET	ACTUAL
355 Travel		-		800	-
399 Other Contracted Services		1,000		7,000	-
499 Other Supplies & Materials		250		250	-
524 In-Service/Staff Development		5,000		2,500	825
TOTAL		6,250		10,550	825

Overview: This budget covers the cost of software for Signs of Suicide (SOS) as well as the cost for school safety conferences attended during the year.



REGULAR CAPITAL OUTLAY 72610

DESCRIPTION	2023	2023	2022	2022	2021
	FTE	BUDGET	FTE	BUDGET	ACTUAL
304 Architects		60,000		60,000	24,000
308 Consultants		15,000		15,000	3,845
321 Engineering Services		30,000		30,000	3,000
399 Other Contracted Services		10,000		10,000	-
707 Building Improvements		675,000		555,000	323,057
724 Site Development		500,000		645,000	451,818
799 Other Capital Outlay		98,000		2,744,707	2,732,485
TOTAL		1,388,000		4,059,707	3,538,205

Overview: This budget includes funding for capital outlay projects for deferred maintenance, painting, asphalt repairs, lighting and fire alarm upgrades, and floor repairs.

TRANSFERS OUT 99100

DESCRIPTION	2023	2023	2022	2022	2021
	FTE	BUDGET	FTE	BUDGET	ACTUAL
590 Transfers to Other Funds		-		-	153,524
TOTAL		-		-	153,524

Overview: No transfers from the General Fund to other funds are projected for the 2022-2023 fiscal year at this time.

COLLIERVILLE SCHOOLS

SPECIAL REVENUE FUND BUDGET 2022-23



CS Board Approved on
Town of Collierville Approved on

Dr. Gary Lilly,
Superintendent

Wright Cox,
Board Chairman

Anita Floyd,
Chief Financial Officer

145 W. Poplar Avenue
Collierville, TN 38017



COLLIERVILLE
SCHOOLS
SCHOLARSHIP · INTEGRITY · SERVICE



COLLIERVILLE SCHOOLS

BOARD OF EDUCATION

Wright Cox	Board Chairman
Wanda Chism	Board Vice Chair
Frank Warren	Board Member
Wanda Gibbs	Board Member
Paul Childers	Board Member

EXECUTIVE STAFF

Dr. Gary Lilly

Jeff Jones

Anita Floyd

Cecelia Booker

Leigh Anne Rainey

Thomas Dougherty

Lisa Higgins

Jill Church

Andy Field

Superintendent

Assistant Superintendent

Chief Financial Officer

Chief of Human Resources

Chief Academic Officer

Chief of Operations

Chief Technology Officer

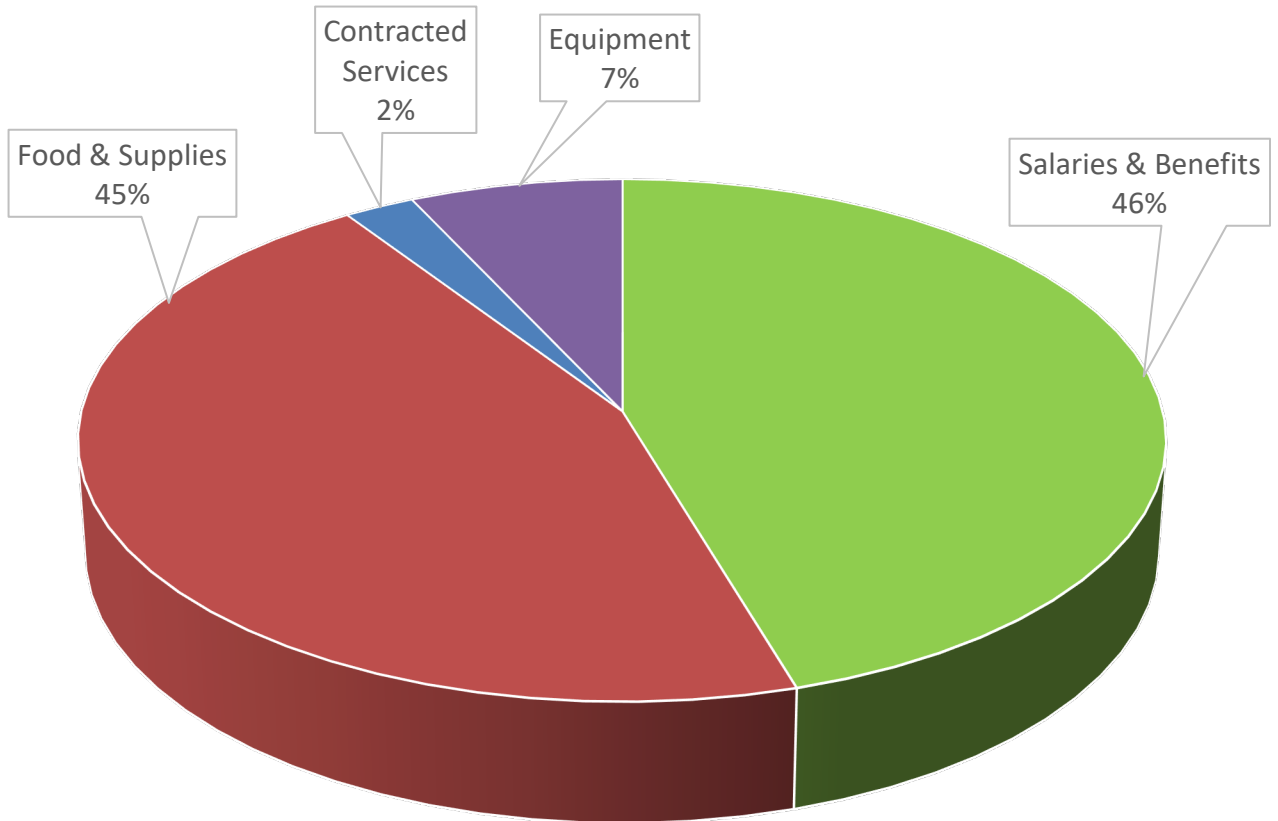
Director of Special Education

Director of Student Services

TABLE OF CONTENTS

SCHOOL NUTRITION FUND	1
FEDERAL FUND REVENUE	4
IDEA PART B	6
IDEA PRE-SCHOOL INCENTIVE	9
CONSOLIDATED ADMINISTRATION	12
TITLE I	14
TITLE II	18
TITLE III	20
TITLE IV	22
CTE PERKINS - BASIC	24
ESSER 1.0	27
ESSER 2.0	31
ESSER 3.0	34
EARLY LITERACY NETWORK	38
INNOVATIVE HIGH SCHOOL	40
EPIDEMIOLOGY & LABORATORY CAPACITY GRANT	42
TENNESSEE ALL CORPS	45
FISCAL PRE-MONITORING SUPPORTS	47

SCHOOL NUTRITION FUND



\$3,324,667

Overview

All schools will be managed in-house by Collierville Schools in 2022-23. Sales income and USDA reimbursements for Breakfast and Lunch are received directly by the district.

SCHOOL NUTRITION FUND

REVENUE

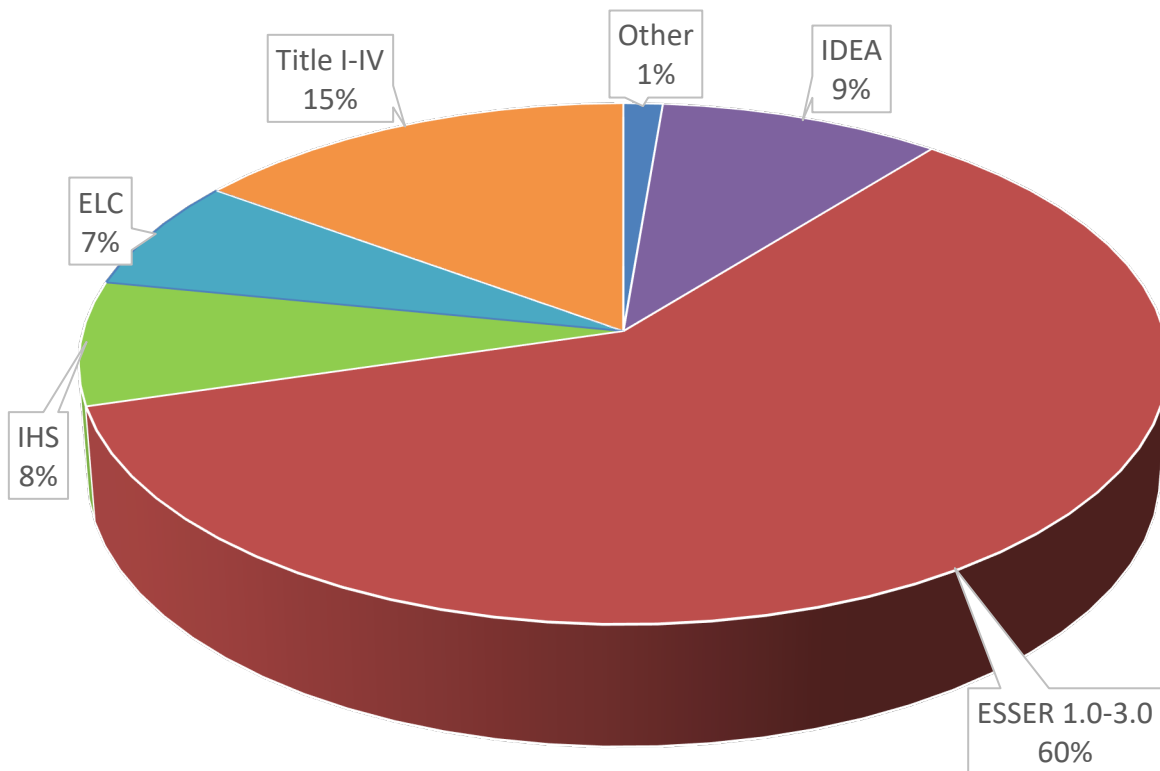
ACCT	DESCRIPTION	2023 BUDGET	2022 BUDGET	2021 ACTUAL
43521	Lunch Payments - Children	950,000	0	14,458
43522	Lunch Payments - Adults	37,500	37,498	16,180
43523	Income from Breakfast	45,000	0	319
43525	A La Carte Sales	515,000	351,663	116,594
43990	Catering Revenue	1,800	3,000	1,594
43992	Catering Revenue - CHS	40,000	39,127	15,541
44990	Other Local Revenue	3,000	500	3,382
44995	Contracted Food Service	0	0	0
46520	State Matching	20,000	19,900	19,991
47111	USDA - School Lunch	1,309,367	3,408,463	1,154,751
47112	USDA - Commodities	149,000	237,000	148,302
47113	USDA - Breakfast	250,000	558,445	190,394
47114	USDA - Other	4,000	5,228	0
49800	Transfers In	0	0	330,570
TOTAL NUTRITION REVENUE		<u>3,324,667</u>	<u>4,660,824</u>	<u>2,012,076</u>

EXPENDITURES

ACCT	DESCRIPTION	2023	2023	2022	2022	2021
		FTE	BUDGET	FTE	BUDGET	ACTUAL
10000	Salaries	51	1,146,489	37	818,984	723,193
20000	Benefits		361,578		285,711	229,622
33600	Maint & Repair - Equipment		25,000		38,000	510
35400	Transportation - Food		8,000		7,500	6,852
35500	Travel		600		1,000	0
39900	Contracted Services		40,000		161,325	13,101
39910	Contracted Food Service (Sodexo)		0		965,000	443,402
42200	Food Supplies		900,000		1,280,000	385,554
43500	Office Supplies		5,000		27,000	1,135
46900	USDA Commodities		200,000		237,000	148,302
49900	Other Supplies & Materials		400,000		597,904	50,293
52400	In-Service/Staff Development		2,000		5,400	602
59900	Other Charges		2,000		2,000	222
71000	Food Service Equipment		234,000		234,000	9,288
TOTAL NUTRITION EXPENDITURES			<u>3,324,667</u>		<u>4,660,824</u>	<u>2,012,076</u>



FEDERAL FUND REVENUE



\$24,136,623

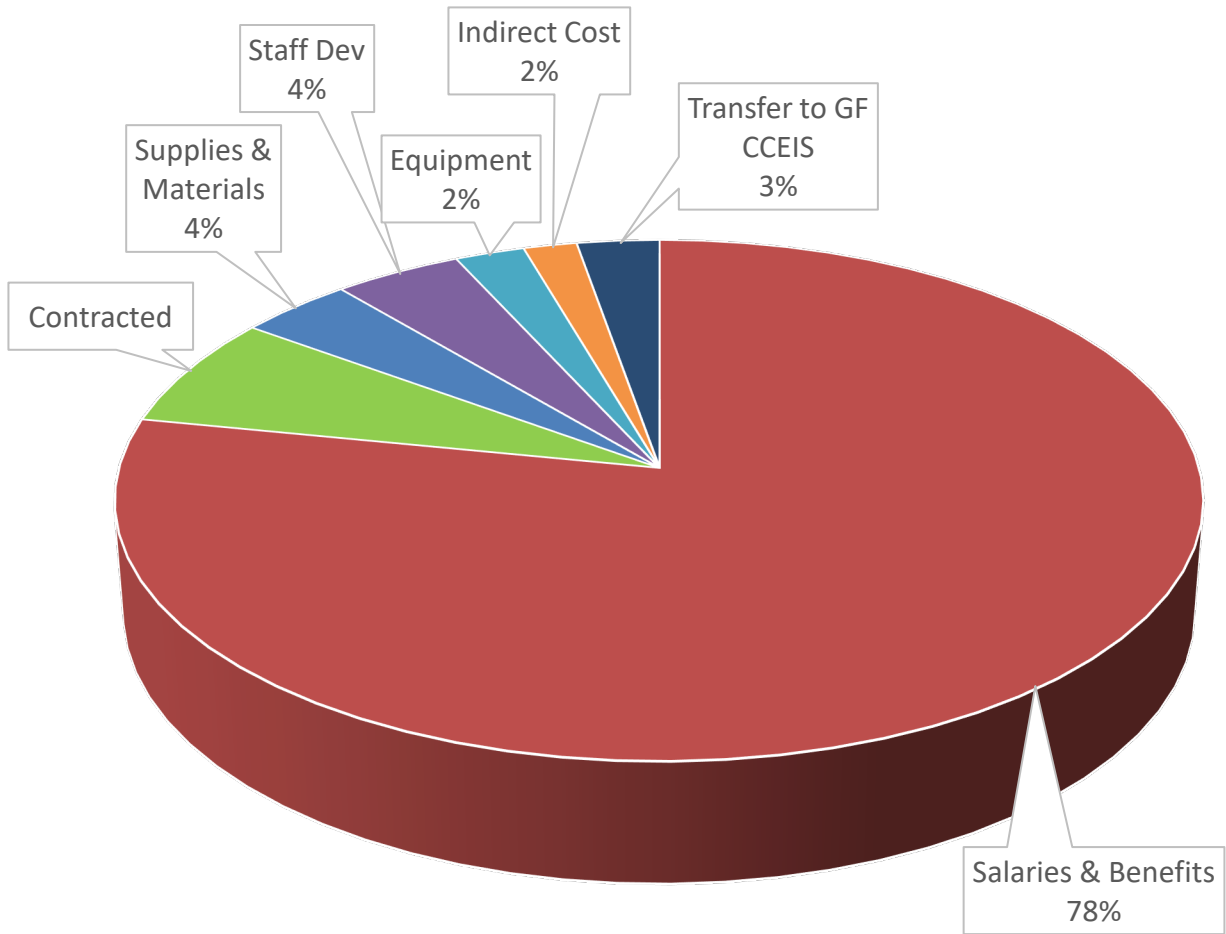
Subcategories:

- IDEA Part B
- IDEA Preschool Incentive
- Consolidated Administration
- Title I
- Title II
- Title III
- Title IV
- CTE Perkins-Basic
- ESSER 1.0
- ESSER 2.0
- ESSER 3.0
- Early Literacy Network
- Innovative High School
- Epidemiology & Laboratory Capacity
- TN All Corps
- Fiscal Pre-monitoring Supports

FEDERAL PROJECTS REVENUE FEDERAL THROUGH STATE

ACCT	DESCRIPTION	2022-23 BUDGET	2021-2022 BUDGET	2020-21 ACTUAL
47131	CTE PERKINS BASIC	92,634	92,634	107,178
47141	TITLE I	2,979,157	2,979,157	1,466,173
47143	IDEA PART B	2,234,383	2,234,383	1,704,365
47145	IDEA-PRESCHOOL INCENTIVE	47,479	47,479	26,821
47146	TITLE III	67,622	67,622	27,164
47189	TITLE II	297,605	297,605	140,526
47301	ESSER 1.0	-	81,751	2,012,056
47301	ESSER 2.0	1,400,000	6,350,735	779,990
47301	ESSER 3.0	13,000,000	16,014,595	-
47307	FISCAL PRE-MONITORING SUPPORT	46,200	46,200	
47310	INNOVATIVE HIGH SCHOOL	1,856,440	2,000,000	
47401	TN ALL CORPS	98,000	490,000	
47590	TITLE IV	138,410	138,410	
47590	EARLY LITERACY NETWORK	80,000	80,000	
47590	EPIDEMIOLOGY AND LABORATORY CAPACITY	1,664,461	2,492,700	
47590	CONSOLIDATED ADMINISTRATION	134,232	134,232	100,841
	REVENUE GRAND TOTAL	24,136,623	33,547,503	6,365,114

IDEA PART B



\$2,234,383

Overview

IDEA-B funds provide for support of children eligible for special education between the ages of 3 and 21. Includes cost of salaries, benefits and contracted services used in the IDEA program. Contracted Speech services for the parentally placed private school students are also funded here as a set-aside.

IDEA PART B
SPECIAL EDUCATION INSTRUCTION
71200

DESCRIPTION	2023 FTE	2023 BUDGET	2022 FTE	2022 BUDGET	2021 ACTUAL
116 Teachers	7	438,500	7	438,500	353,417
163 Educational Assistants	23	619,992	23	619,992	552,684
189 Other Salaries & Wages-CCEIS	2	140,000	2	140,000	132,648
189 Stipends-Compensatory Education		-		-	2,438
201 Social Security		61,449		61,449	51,207
201 Social Security-CCEIS		10,830		10,830	7,550
201 Social Security-COMP ED		2,041		2,041	149
204 State Retirement		101,190		101,190	81,009
204 State Retirement-CCEIS		13,900		13,900	13,626
204 State Retirement-COMP ED		3,457		3,457	171
206 Life Insurance		3,200		3,200	2,779
206 Life Insurance-CCEIS		425		425	381
207 Medical Insurance		178,740		178,740	162,530
207 Medical Insurance-CCEIS		16,710		16,710	19,450
212 Employer Medicare		15,019		15,019	11,978
212 Employer Medicare-CCEIS		2,000		2,000	1,754
212 Employer Medicare-COMP ED		477		477	35
312 Contracts with Private Agencies		-		-	-
312 Contracts with Private Agencies-Set-Aside		84,246		84,246	31,205
429 Instructional Supplies		30,000		30,000	6,461
429 Instructional Supplies-Set-Aside		-		-	-
429 Instructional Supplies-CCEIS		54,942		54,942	-
499 Other Supplies & Materials		-		-	-
725 Special Education Equipment		50,425		50,425	10,545
TOTAL	32	1,827,543	32	1,827,543	1,442,017

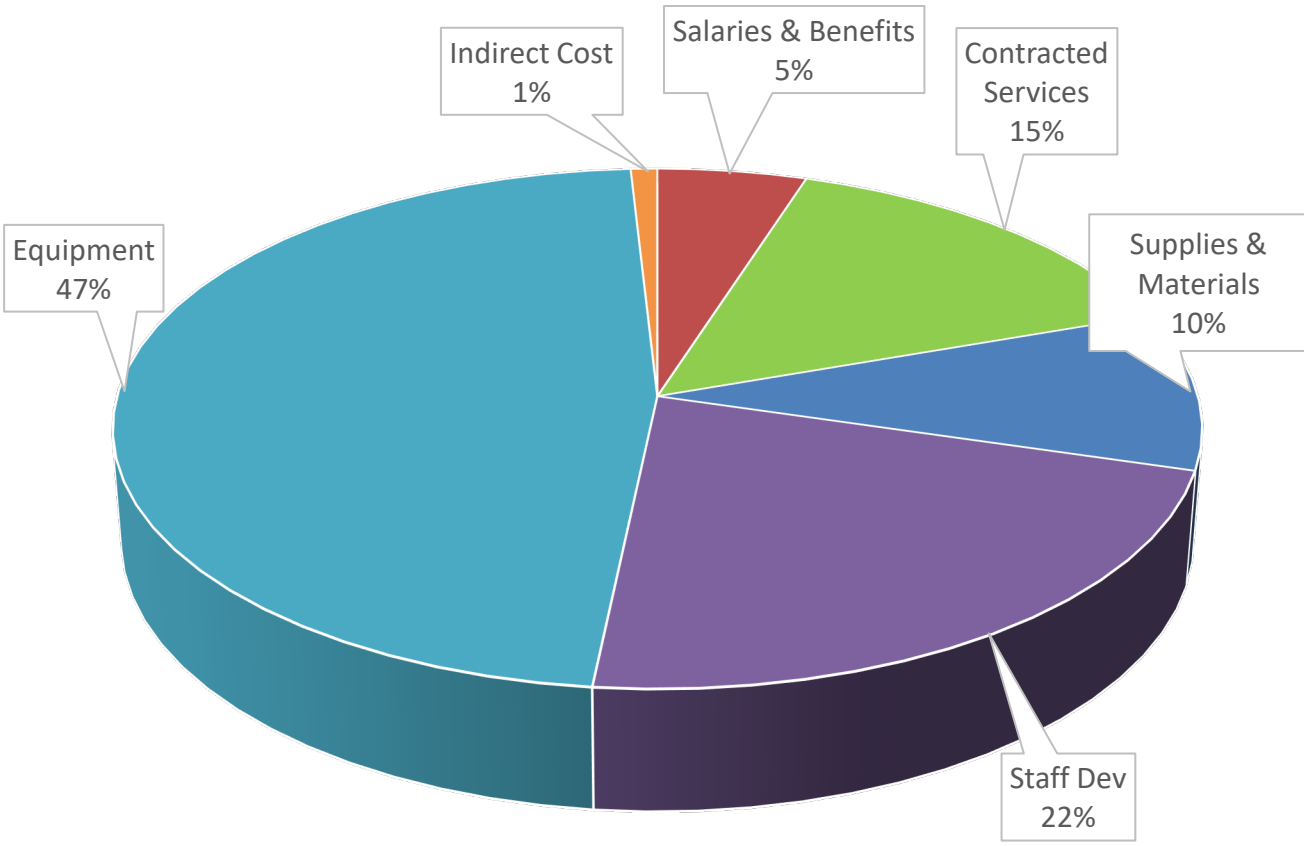
SPECIAL EDUCATION SUPPORT 72220

DESCRIPTION		2023	2023	2022	2022	2021
		FTE	BUDGET	FTE	BUDGET	ACTUAL
131	Medical Personnel	1	82,800	1	82,800	81,167
189	Other Salaries & Wages		4,000		4,000	-
196	In-Service Training		-		-	-
196	In-Service Training-CCEIS		30,000		30,000	33,350
201	Social Security		5,140		5,140	5,041
201	Social Security-CCEIS		2,110		2,110	2,071
204	State Retirement		7,800		7,800	7,612
204	State Retirement-CCEIS		3,510		3,510	3,094
206	Life Insurance		250		250	245
207	Medical Insurance		-		-	-
212	Employer Medicare		1,205		1,205	1,179
212	Employer Medicare-CCEIS		495		495	484
310	Contracts with Agencies		22,000		22,000	-
322	Evaluation & Testing		1,199		1,199	-
399	Other Contracted Services		38,048		38,048	-
399	Other Contracted Services-CCEIS		8,339		8,339	-
499	Other Supplies & Materials-CCEIS		732		732	13,103
524	In-Service/Staff Development-Private		10,000		10,000	-
524	In-Service/Staff Development-CCEIS		85,965		85,965	47,565
790	Other Equipment		1,661		1,661	-
TOTAL		1	305,254	1	305,254	194,911

TRANSFERS OUT 99100

DESCRIPTION		2023	2023	2022	2022	2021
		FTE	BUDGET	FTE	BUDGET	ACTUAL
504	Indirect Cost (2%)		39,893		39,893	32,404
590	Transfers Out to GF-CCEIS		61,693		61,693	35,033
TOTAL			101,586		101,586	67,437
TOTAL IDEA PART B		33	2,234,383	33	2,234,383	1,704,365

IDEA PRESCHOOL INCENTIVE



\$47,479

Overview

IDEA-Preschool Incentive is for support of preschool children under the IDEA program. Includes cost of materials, supplies, and equipment used in the IDEA-Preschool Incentive program, as well as instructional supplies for the parentally placed private school students. Professional Development is also funded here.

**IDEA PRE-SCHOOL INCENTIVE
SPECIAL EDUCATION INSTRUCTION
71200**

DESCRIPTION	2023 BUDGET	2022 BUDGET	2021 ACTUAL
312 Contracts with Private Agencies	6,981	6,981	2,995
429 Instructional Supplies	4,675	4,675	8,043
429 Instructional Supplies-Set-Aside	-	-	-
725 Special Education Equipment	22,520	22,520	11,892
TOTAL	34,176	34,176	22,930

**SPECIAL EDUCATION SUPPORT
72220**

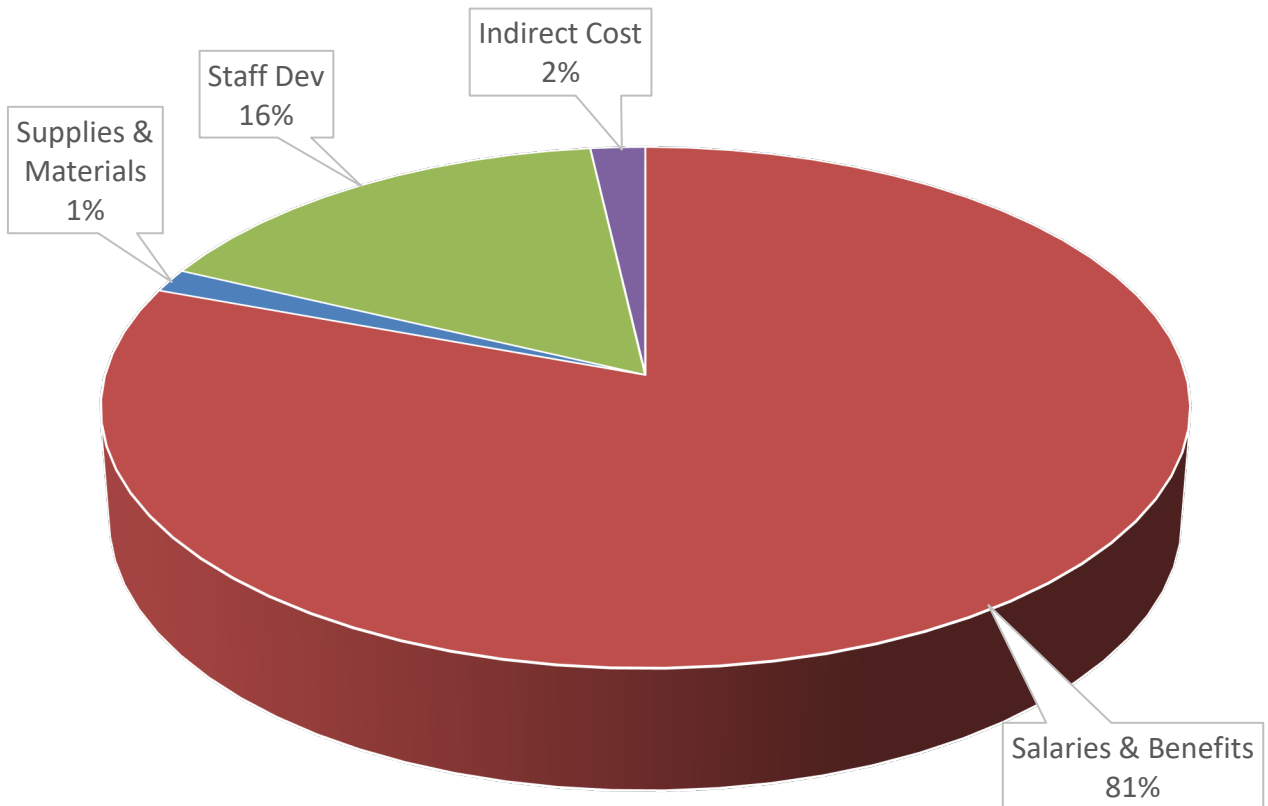
DESCRIPTION	2023 BUDGET	2022 BUDGET	2021 ACTUAL
196 In-Service Training	2,000	2,000	-
201 Social Security	124	124	-
204 State Retirement	215	215	-
212 Employer Medicare	30	30	-
524 In-Service/Staff Development	10,513	10,513	3,598
TOTAL	12,882	12,882	3,598

TRANSFERS OUT 99100

DESCRIPTION	2023 BUDGET	2022 BUDGET	2021 ACTUAL
504 Indirect Cost (2%)	421	421	293
TOTAL	421	421	293
 TOTAL IDEA PRE-SCHOOL INCENTIVE	 47,479	 47,479	 26,821



CONSOLIDATED ADMINISTRATION



\$134,232

Overview

Consolidated Administration funds are used to administer the Tennessee Department of Education's Every Student Succeeds Act (ESSA). These funds are used to ensure Title I, Title II and Title III programs are in compliance with applicable statutes, regulations, and procedures.

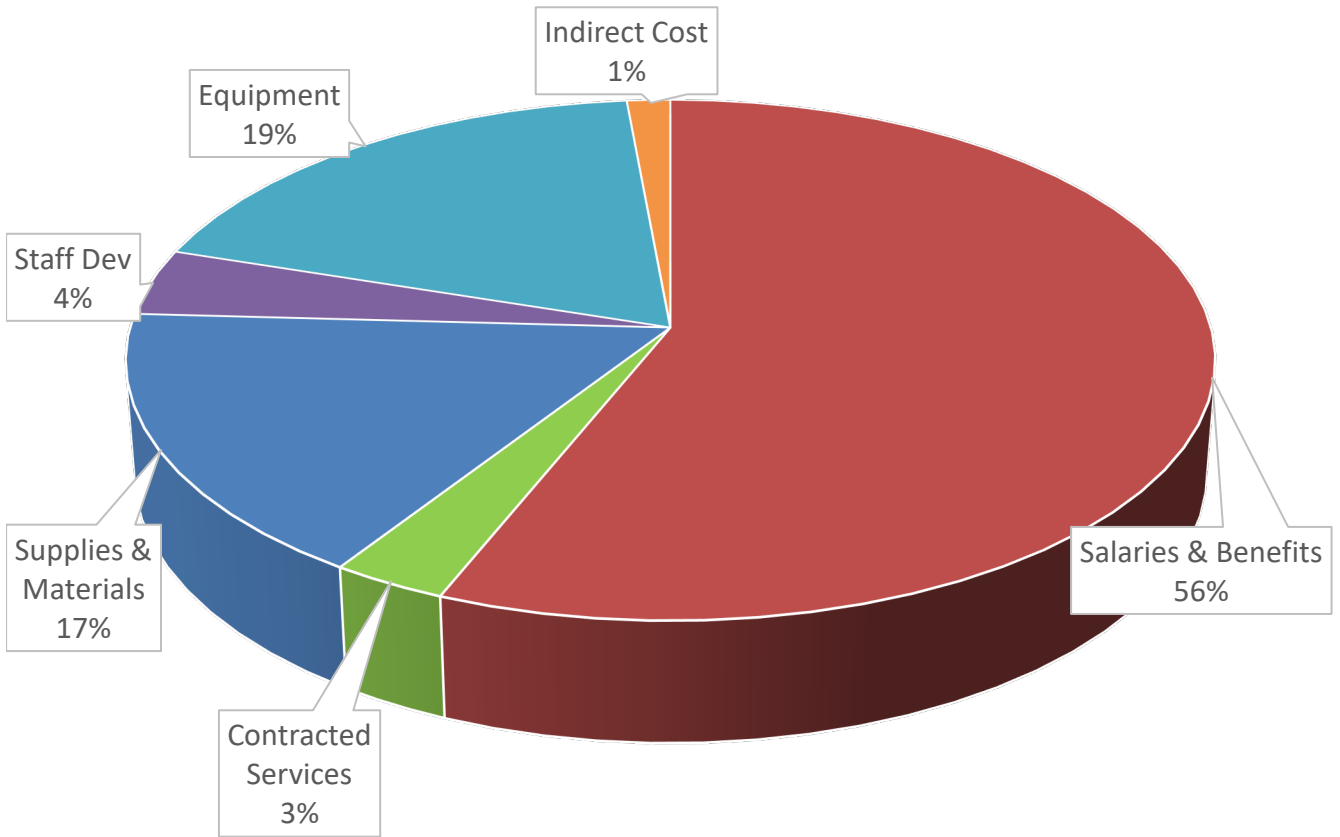
**CONSOLIDATED ADMINISTRATION
REGULAR INSTRUCTION SUPPORT
72210**

DESCRIPTION		2023	2023	2022	2022	2021
		FTE	BUDGET	FTE	BUDGET	ACTUAL
105	Supervisor/Director	1.0	88,280	1.0	88,280	62,962
161	Secretary	-	-	0.4	4,999	20,820
162	Clerical Personnel		-		-	-
201	Social Security		6,820		6,820	5,174
204	State Retirement		11,132		11,132	8,423
206	Life Insurance		335		335	275
207	Medical Insurance		-		-	-
212	Employer Medicare		1,600		1,600	1,210
499	Other Supplies & Materials		1,939		1,939	-
524	In-Service/Staff Development		21,670		16,671	-
TOTAL		1.00	131,776	1.40	131,776	98,864

**TRANSFERS OUT
99100**

DESCRIPTION		2023	2023	2022	2022	2021
		FTE	BUDGET	FTE	BUDGET	ACTUAL
504	Indirect Cost (2%)		2,456		2,456	1,977
TOTAL			2,456		2,456	1,977
TOTAL CONSOLIDATED ADMINISTRATION		1.00	134,232	1	134,232	100,841

TITLE I



\$2,979,157

Overview

Title I, Improving Academic Achievement, provides resources to ensure that all children have a fair, equal, and significant opportunity to obtain a high-quality education and reach, at minimum, proficiency on challenging state academic achievement standards and state academic assessments.

TITLE I
REGULAR EDUCATION INSTRUCTION
71100

DESCRIPTION	2023	2023	2022	2022	2021
	FTE	BUDGET	FTE	BUDGET	ACTUAL
116 Teachers	7	389,810	7	389,810	268,623
163 Educational Assistants (8)	5	115,027	5	115,027	150,399
189 Other Salaries & Wages (Stipends)		155,727		155,727	-
195 Substitute Teachers		15,649		15,649	-
201 Social Security		42,076		42,076	25,081
204 State Retirement		51,196		51,196	31,370
206 Life Insurance		1,693		1,693	1,283
207 Medical Insurance		77,929		77,929	27,082
212 Employer Medicare		9,836		9,836	5,866
399 Other Contracted Services		71,549		71,549	35,516
429 Instructional Supplies & Materials		78,950		78,950	147,456
449 Textbooks		20,500		20,500	-
499 Other Supplies & Materials		136,118		136,118	4,678
599 Other Charges		2,590		2,590	-
722 Regular Instruction Equipment		547,906		547,906	219,534
TOTAL	12	1,716,556	12	1,716,556	916,888

ALTERNATIVE EDUCATION INSTRUCTION 71150

DESCRIPTION	2023 FTE	2023 BUDGET	2022 FTE	2022 BUDGET	2021 ACTUAL
116 Teachers	-	-	-	-	58,689
189 Other Salaries & Wages	1	59,739	1	59,739	43,336
204 Social Security		3,704		3,704	6,234
204 State Retirement		3,900		3,900	7,162
206 Life Insurance		2,433		2,433	310
207 Medical Insurance		-		-	4,114
212 Employer Medicare		866		866	1,458
429 Instructional Supplies & Materials		17,000		17,000	-
499 Other Supplies & Materials		22,500		22,500	-
790 Other Equipment		-		-	-
TOTAL	1	110,142	1	110,142	121,303

OTHER STUDENT SUPPORT 72130

DESCRIPTION	2023 FTE	2023 BUDGET	2022 FTE	2022 BUDGET	2021 ACTUAL
123 Guidance Personnel	1	48,581	1	48,581	-
130 Social Workers	1	63,000	1	63,000	55,237
189 Other Salaries & Wages		5,000		5,000	18,717
201 Social Security		7,228		7,228	4,466
204 State Retirement		8,359		8,359	5,680
206 Life Insurance		335		335	173
207 Medical Insurance		6,900		6,900	6,171
212 Employer Medicare		1,692		1,692	1,045
322 Evaluation & Testing		-		-	118,300
355 Travel (Mileage)		506		506	-
399 Other Contracted Services		11,000		11,000	24,773
499 Other Supplies & Materials		-		-	1,560
524 In-Service/Staff Development		-		-	8,700
599 Other Charges		3,690		3,690	-
790 Other Equipment		-		-	-
TOTAL	2	156,291	2	156,291	244,822

REGULAR INSTRUCTION SUPPORT 72210

DESCRIPTION		2023	2023	2022	2022	2021
		FTE	BUDGET	FTE	BUDGET	ACTUAL
162	Clerical Personnel	1	32,377	1	32,377	26,561
189	Other Salaries & Wages	4	442,598	4	442,598	66,089
201	Social Security		29,449		29,449	3,809
204	State Retirement		37,298		37,298	5,623
206	Life Insurance		955		955	188
207	Medical Insurance		52,317		52,317	3,409
212	Employer Medicare		6,887		6,887	1,325
308	Consultants		-		-	10,000
399	Other Contracted Services		-		-	-
499	Other Supplies & Materials		220,745		220,745	14,103
524	In-Service/Staff Development		116,400		116,400	29,519
790	Other Equipment		5,500		5,500	-
TOTAL		5	944,526	5	944,526	160,626

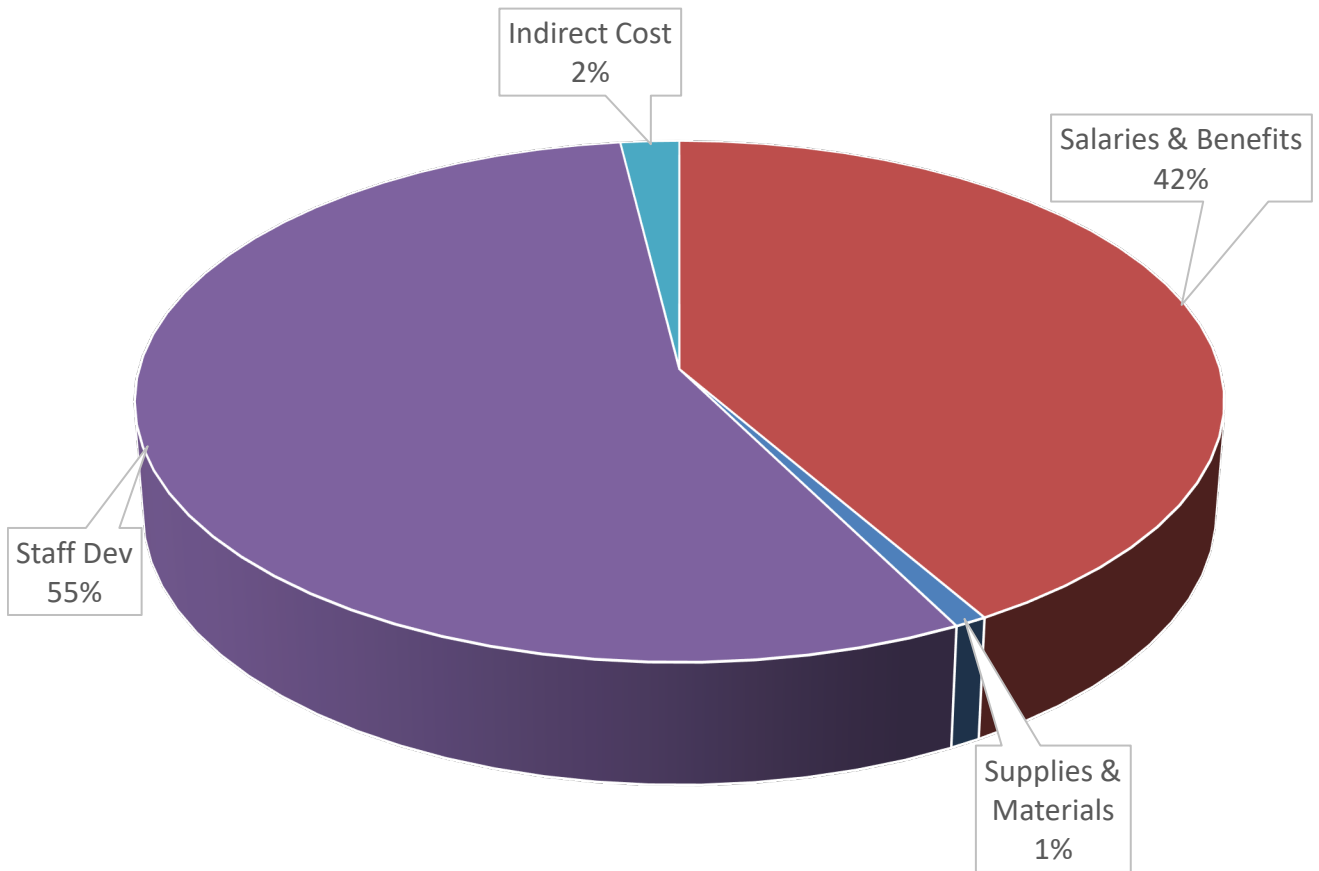
TRANSPORTATION 72710

DESCRIPTION		2023	2023	2022	2022	2021
		FTE	BUDGET	FTE	BUDGET	ACTUAL
399	Other Contracted Services		8,500		8,500	-
			8,500		8,500	0

TRANSFERS OUT 99100

DESCRIPTION		2023	2023	2022	2022	2021
		FTE	BUDGET	FTE	BUDGET	ACTUAL
504	Indirect Cost (2%)		43,142		43,142	22,534
TOTAL			43,142		43,142	22,534
TOTAL TITLE I		20	2,979,157	20	2,979,157	1,466,173

TITLE II



\$297,605

Overview

Title II, Training & Recruiting, provides resources to strengthen the quality and effectiveness of teachers, principals, and other school leaders.

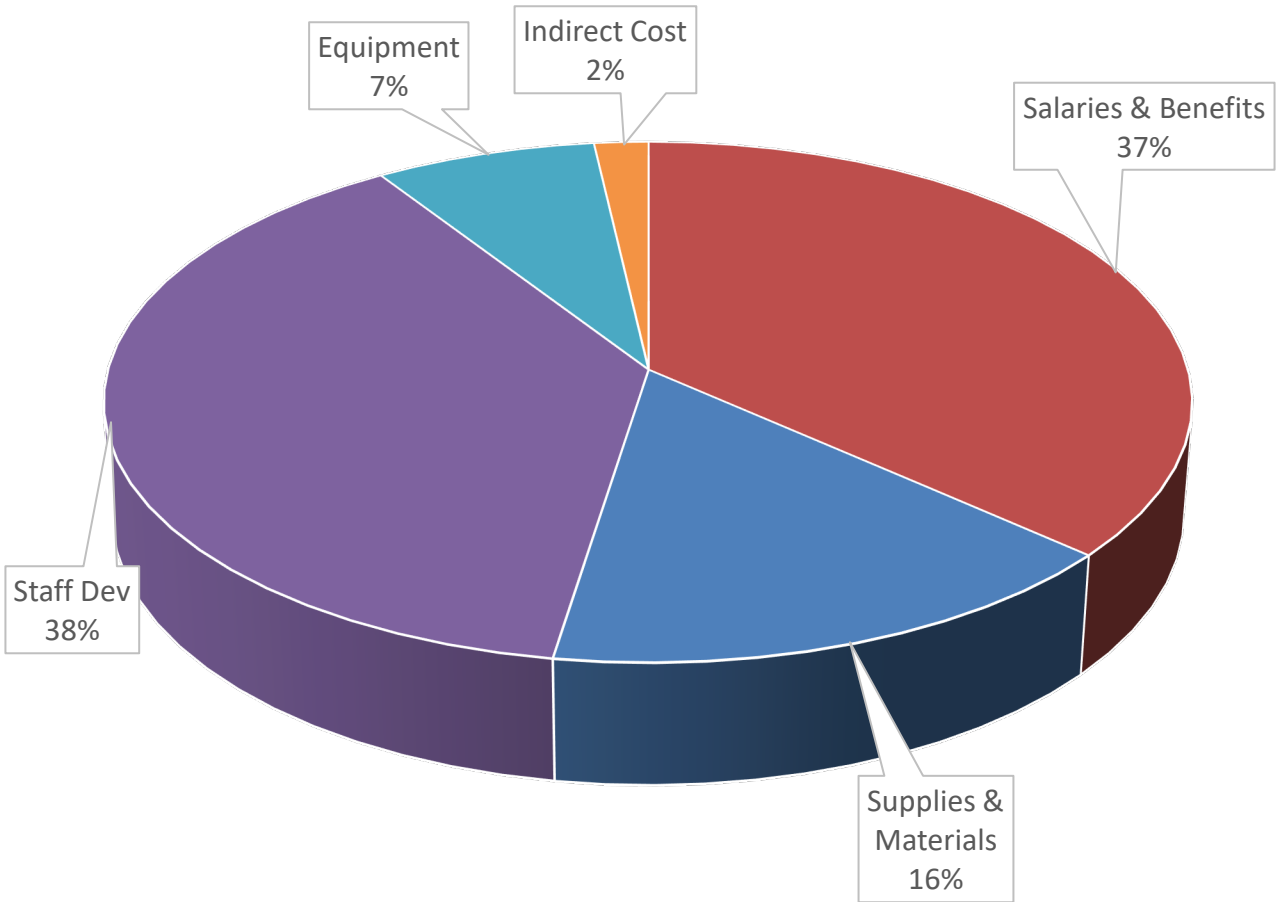
TITLE II
REGULAR INSTRUCTION SUPPORT
72210

DESCRIPTION		2023	2023	2022	2022	2021
		FTE	BUDGET	FTE	BUDGET	ACTUAL
189	Other Salaries & Wages	1	90,500	1	90,500	86,546
201	Social Security		5,650		5,650	4,580
204	State Retirement		9,350		9,350	8,888
206	Life Insurance		275		275	261
207	Medical Insurance		16,710		16,710	16,707
212	Employer Medicare		1,325		1,325	1,071
308	Consultants		-		-	-
499	Other Supplies & Materials		2,580		2,580	-
524	In-Service/Staff Development		165,380		165,380	19,718
TOTAL		1	291,770	1	291,770	137,771

TRANSFERS OUT
99100

DESCRIPTION		2023	2023	2023	2022	2021
		FTE	BUDGET	FTE	BUDGET	ACTUAL
504	Indirect Cost (2%)		5,835		5,835	2,755
TOTAL			5,835		5,835	2,755
TOTAL TITLE II		1	297,605	1	297,605	140,526

TITLE III



\$67,622

Overview

Title III funds support instructional services for English Language Learners. Includes stipends and related benefits for the ELL Lead Teachers/Liaisons, cost of materials, supplies, equipment and out of town travel for the Title III program.

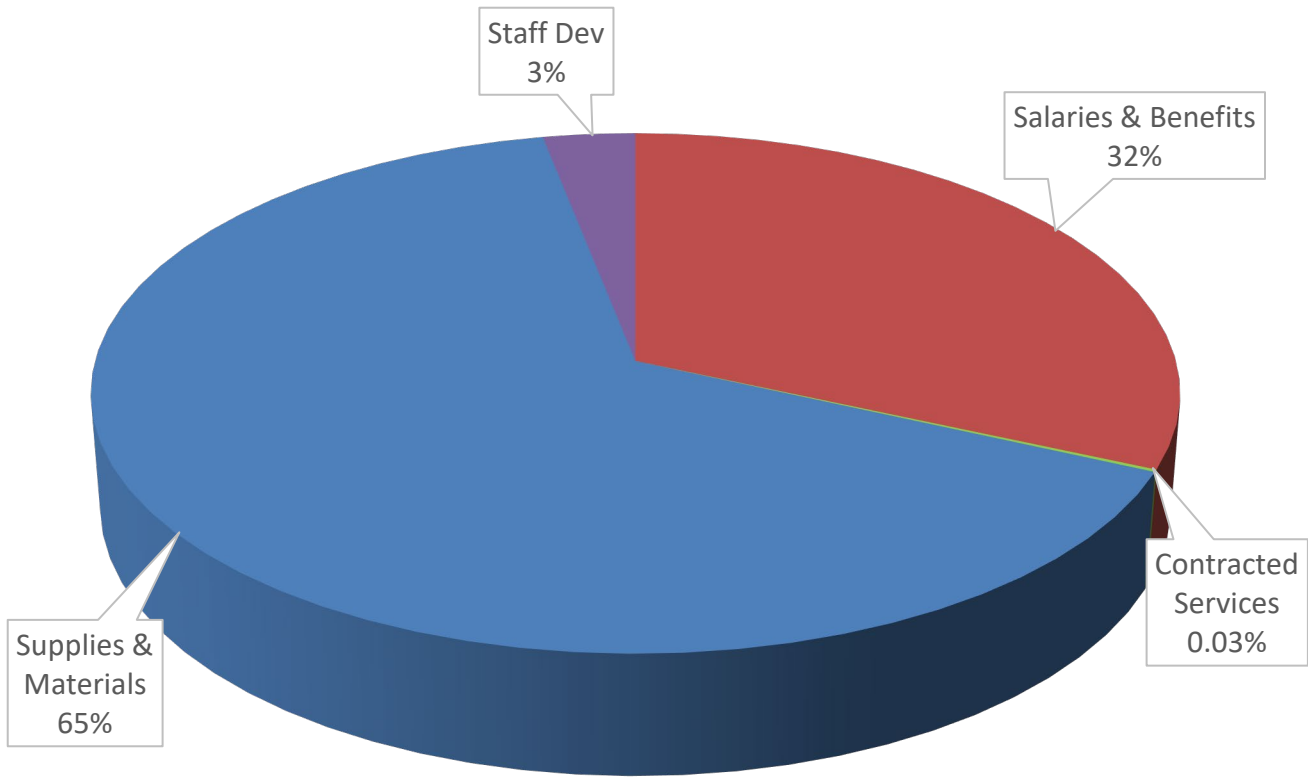
**TITLE III
REGULAR INSTRUCTION SUPPORT
72120**

DESCRIPTION		2023 BUDGET	2022 BUDGET	2021 ACTUAL
196	In-Service Training	23,247	23,247	4,000
201	Social Security	620	620	236
204	State Retirement	717	717	411
212	Employer Medicare	145	145	55
499	Other Supplies & Materials	10,761	10,761	15,329
524	In-Service/Staff Development	25,903	25,903	6,600
790	Other Equipment	5,000	5,000	-
TOTAL		66,393	66,393	26,631

**TRANSFERS OUT
99100**

DESCRIPTION		2023 BUDGET	2022 BUDGET	2021 ACTUAL
504	Indirect Cost (2%)	1,229	1,229	533
TOTAL		1,229	1,229	533
TOTAL TITLE III		67,622	67,622	27,164

TITLE IV



\$138,410

Overview

Title IV funds are used to increase Collierville Schools ability to provide students with access to a well-rounded education, improve school conditions for student learning, and improve the use of technology to improve the academic achievement and digital literacy of all students.

**TITLE IV
REGULAR EDUCATION INSTRUCTION
71100**

DESCRIPTION	2023 FTE	2023 BUDGET	2022 FTE	2022 BUDGET	2021 ACTUAL
429 Instructional Supplies & Materials		25,005		25,005	-
499 Other Supplies & Materials		27,700		27,700	-
TOTAL	0	52,705	0	52,705	-

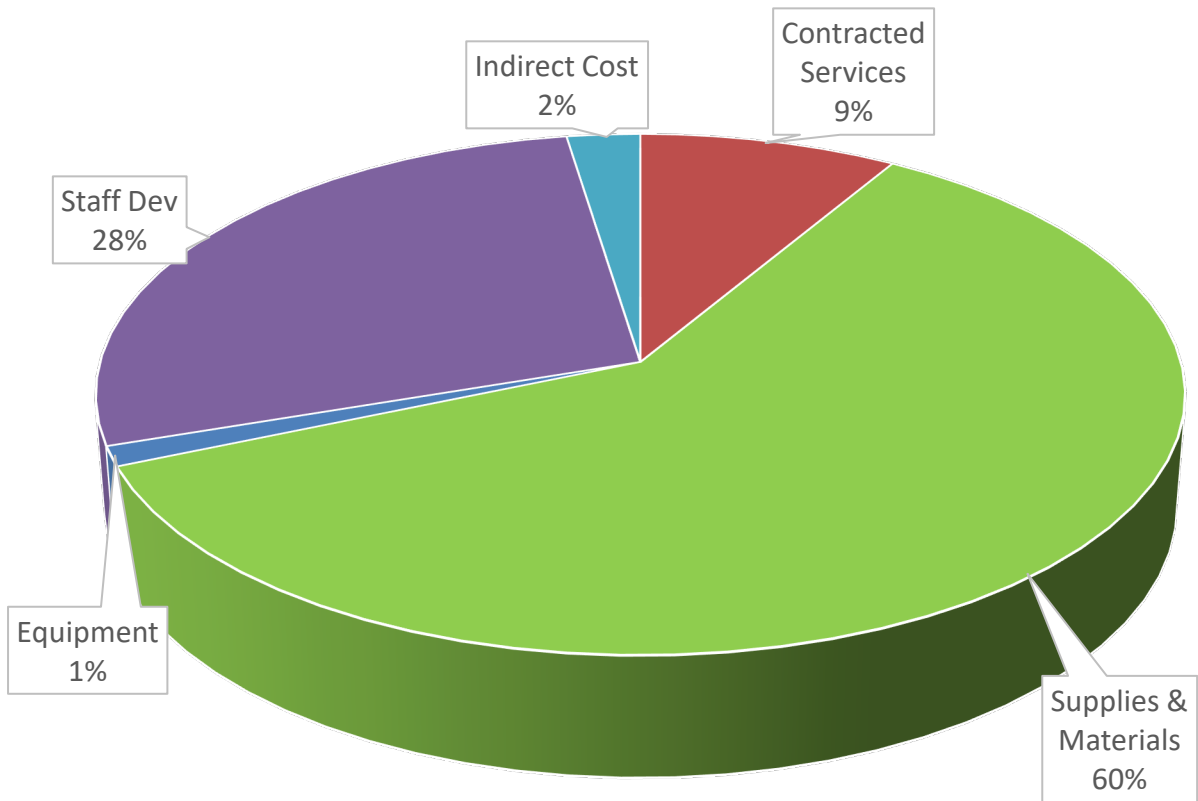
**OTHER STUDENT SUPPORT
72130**

DESCRIPTION	2023 FTE	2023 BUDGET	2022 FTE	2022 BUDGET	2021 ACTUAL
499 Other Supplies & Materials		7,500		7,500	-
TOTAL	-	7,500	-	7,500	-

**REGULAR INSTRUCTION SUPPORT
72210**

DESCRIPTION	2023 FTE	2023 BUDGET	2022 FTE	2022 BUDGET	2021 ACTUAL
189 Other Salaries & Wages	1	32,000	1	32,000	-
201 Social Security		1,984		1,984	-
204 State Retirement		2,294		2,294	-
206 Life Insurance		96		96	-
207 Medical Insurance		6,900		6,900	-
212 Employer Medicare		464		464	-
355 Travel (Mileage)		200		200	-
499 Other Supplies & Materials		30,000		30,000	-
524 In-Service/Staff Development		4,267		4,267	-
TOTAL	1	78,205	1	78,205	-
TOTAL TITLE IV	1	138,410	1	138,410	-

CAREER & TECHNICAL EDUCATION PERKINS - BASIC



\$92,634

Overview

The Carl Perkins Grant provides federal funding to assist school districts in improving secondary and postsecondary career and technical education programs.

**CTE PERKINS BASIC
CAREER AND TECHNICAL INSTRUCTION
71300**

DESCRIPTION		2023 BUDGET	2022 BUDGET	2021 ACTUAL
429	Instructional Supplies & Materials	23,733	23,733	28,457
429	Consumable Supplies & Materials	1,868	1,868	-
499	Other Supplies & Materials	30,000	30,000	17,967
730	Vocational Instruction Equipment	1,143	1,143	53,641
TOTAL		56,744	56,744	100,065

**OTHER STUDENT SUPPORT
72130**

DESCRIPTION		2023 BUDGET	2022 BUDGET	2021 ACTUAL
399	Other Contracted Services	8,000	8,000	-
524	In-Service/Staff Development (PD)	8,840	8,840	5,825
524	In-Service/Staff Development (CTSO)	10,527	10,527	-
TOTAL		27,367	27,367	5,825

**VOCATIONAL EDUCATION INSTRUCTIONAL STAFF SUPPORT
72230**

DESCRIPTION		2023 BUDGET	2022 BUDGET	2021 ACTUAL
524	In-Service/Staff Development	6,000	6,000	-
599	Other Charges	250	250	240
TOTAL		6,250	6,250	240

TRANSFERS OUT 99100

DESCRIPTION	2023 BUDGET	2022 BUDGET	2021 ACTUAL
504 Indirect Cost (2%)	2,273	2,273	1,048
TOTAL	2,273	2,273	1,048
TOTAL CTE PERKINS BASIC	92,634	92,634	106,938



Elementary & Secondary Emergency School Relief Fund (ESSER 1.0)

\$0

Overview

ESSER is the Elementary and Secondary School Emergency Relief Fund as authorized by the Coronavirus Aid, Relief, and Economics Security (CARES) Act. The intent of the funding is to provide relief for existing need and plan for future needs related to COVID-19.

ESSER 1.0
REGULAR EDUCATION INSTRUCTION
71100

DESCRIPTION	2023 BUDGET	2022 BUDGET	2021 ACTUAL
189 Other Salaries & Wages			10,750
201 Social Security			666
204 Retirement			1,023
212 Employer Medicare			157
399 Other Contracted Services			100,540
499 Other Supplies & Materials-Private		1,126	
722 Regular Instruction Equipment		22,000	998,433
TOTAL	-	23,126	1,111,569

SPECIAL EDUCATION INSTRUCTION
71200

DESCRIPTION	2023 BUDGET	2022 BUDGET	2021 ACTUAL
429 Instructional Supplies & Materials	-	-	37,176
TOTAL	-	-	37,176

OTHER STUDENT SUPPORT 72130

DESCRIPTION	2023 BUDGET	2022 BUDGET	2021 ACTUAL
599 Other Charges	-	-	737
TOTAL	-	-	737

REGULAR EDUCATION SUPPORT 72210

DESCRIPTION	2023 BUDGET	2022 BUDGET	2021 ACTUAL
499 Other Supplies & Materials-Private	-	3,015	3,443
524 In-Service/Staff Development	-	-	199
790 Other Equipment	-	1,459	-
790 Other Equipment-Private	-	11,942	-
TOTAL	-	16,416	3,642

SPECIAL EDUCATION SUPPORT 72220

DESCRIPTION	2023 BUDGET	2022 BUDGET	2021 ACTUAL
312 Contracts with Private Agencies	-	-	205,560
TOTAL	-	-	205,560

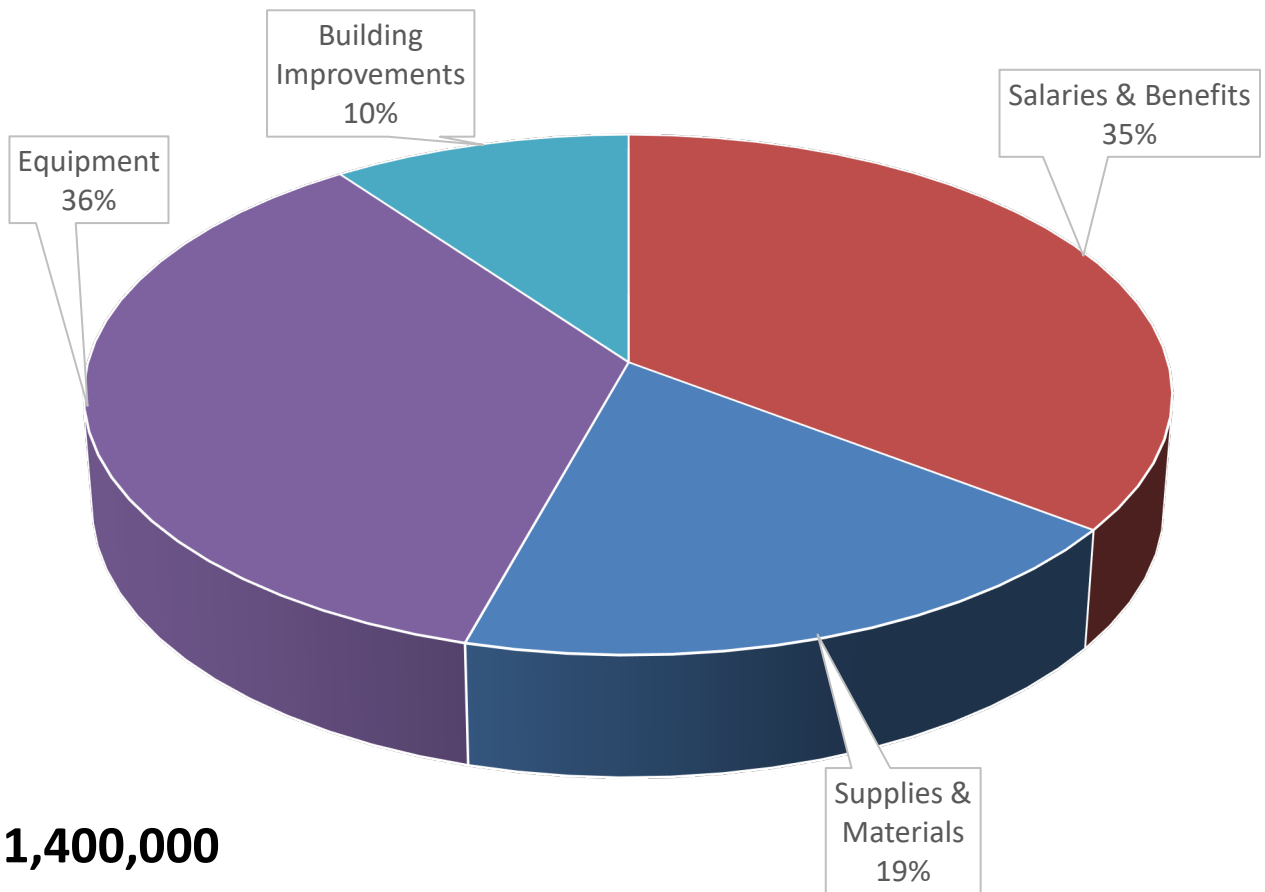
OPERATION OF PLANT 72610

DESCRIPTION	2023 BUDGET	2022 BUDGET	2021 ACTUAL
410 Custodial Supplies	-	5,196	118,210
499 Other Supplies & Materials	-	37,013	271,297
TOTAL	0.00	42,209	389,507

FOOD SERVICE 73100

DESCRIPTION	2023 BUDGET	2022 BUDGET	2021 ACTUAL
422 Food Supplies	-	-	263,865
TOTAL	-	-	263,865
TOTAL ESSER 1.0	-	81,751	2,012,056

Elementary & Secondary Emergency School Relief Fund (ESSER 2.0)



\$1,400,000

Overview

ESSER is the Elementary and Secondary School Emergency Relief Fund as authorized by the Coronavirus Aid, Relief, and Economic Security (CARES) Act. The intent of the funding is to provide relief for existing need and plan for future needs related to COVID-19. ESSER 2.0 funds can be used for all expenses previously allowed and emphasizes addressing learning loss and facility repairs and improvements.

ESSER 2.0
REGULAR EDUCATION INSTRUCTION
71100

DESCRIPTION	2023 FTE	2023 BUDGET	2022 FTE	2022 BUDGET	2021 ACTUAL
189 Other Salaries & Wages		400,000		429,133	10,000
195		20,000		20,000	-
201 Social Security		26,000		27,846	3,906
204 Retirement		43,000		32,203	5,798
212 Employer Medicare		6,000		6,512	914
330 Operating Lease Payments				900,670	-
429 Instructional Supplies & Materials		100,000		148,363	-
471 Software		130,000		130,000	-
499 Other Supplies & Materials		15,000		45,500	-
722 Regular Education Equipment		300,000		3,885,836	-
TOTAL		1,040,000		5,626,063	20,618

SPECIAL EDUCATION INSTRUCTION
71200

DESCRIPTION	2023 BUDGET	2022 BUDGET	2021 ACTUAL
399 Other Contracted Services	-	33,225	-
429 Instructional Supplies & Materials	-	-	9,558
TOTAL	-	33,225	9,558

INSTRUCTIONAL STAFF SUPPORT 72210

DESCRIPTION	2023 BUDGET	2022 BUDGET	2021 ACTUAL
105 Supervisor/Director	-	8,650	-
201 Social Security	-	536	-
204 State Retirement	-	620	-
206 Life Insurance	-	26	-
212 Employer Medicare	-	168	-
TOTAL	-	10,000	-

OPERATION OF PLANT 72610

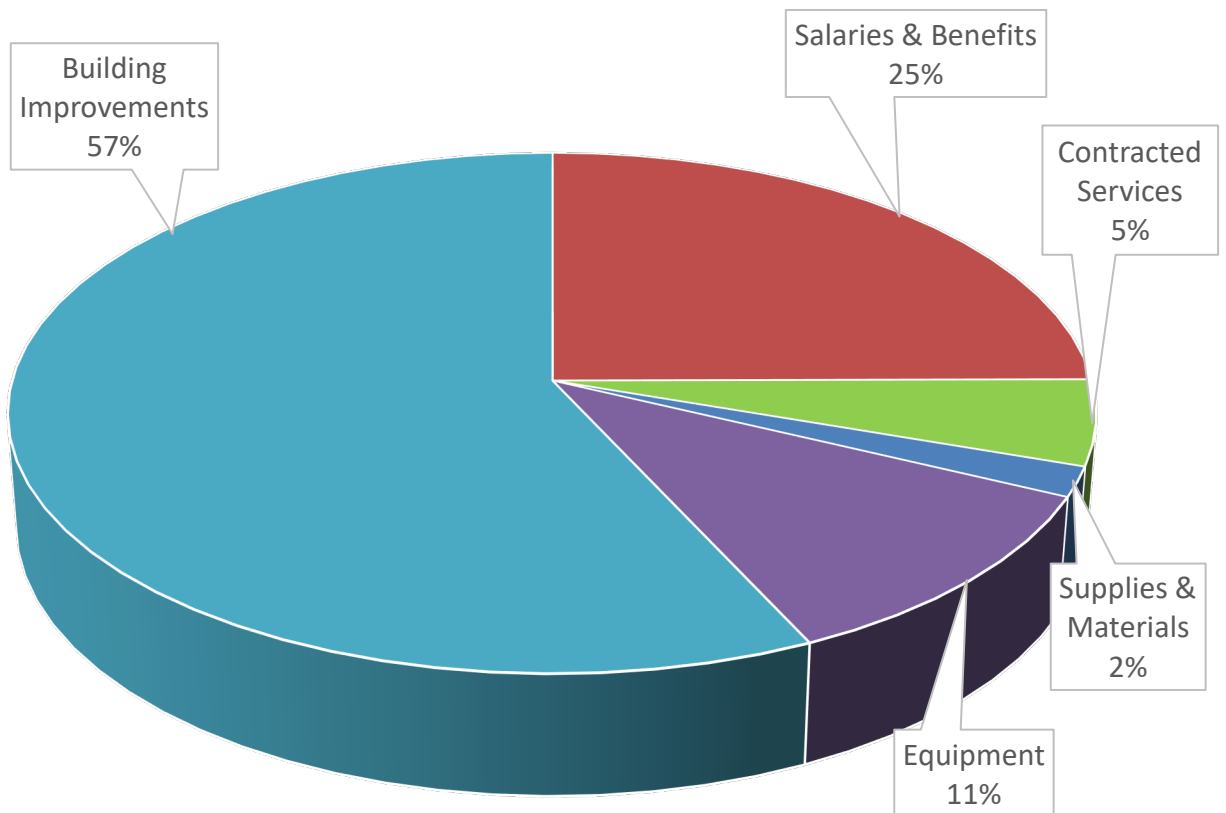
DESCRIPTION	2023 BUDGET	2022 BUDGET	2021 ACTUAL
410 Custodial Supplies	20,000	63,060	-
499 Other Supplies & Materials	-	18,387	-
720 Plant Equipment	200,000	460,000	749,814
TOTAL	220,000	541,447	749,814

REGULAR CAPITAL OUTLAY 91300

DESCRIPTION	2023 BUDGET	2022 BUDGET	2021 ACTUAL
707 Building Improvements	140,000	140,000	-
TOTAL	140,000	140,000	-

TOTAL ESSER 2.0	1,400,000	6,350,735	779,990
------------------------	------------------	------------------	----------------

Elementary & Secondary Emergency School Relief Fund 3.0 (ESSER 3.0)



\$13,000,000

Overview

ESSER is the Elementary and Secondary School Emergency Relief Fund as authorized by the Coronavirus Aid, Relief, and Economics Security (CARES) Act. The intent of the funding is to provide relief for existing need and plan for future needs related to COVID-19. The purpose of ESSER 3.0 funds is to address learning loss and to help districts make schools safe for in-person instruction.

ESSER 3.0
REGULAR EDUCATION INSTRUCTION
71100

DESCRIPTION	2023 BUDGET	2022 BUDGET	2021 ACTUAL
116 Teachers	960,000	1,440,000	-
163 Educational Assistants	400,000	600,000	-
189 Other Salaries & Wages	228,200	342,300	-
195 Substitute Teachers	500,000	750,000	-
201 Social Security	131,970	197,955	-
204 Retirement	116,767	175,150	-
206 Life Insurance	4,080	6,120	-
207 Medical Insurance	229,948	344,922	-
212 Employer Medicare	30,864	46,296	-
399 Other Contracted Services	439,674	439,674	-
471 Software	120,000	120,000	-
TOTAL	3,161,503	4,462,417	-

SPECIAL EDUCATION INSTRUCTION
71200

DESCRIPTION	2023 BUDGET	2022 BUDGET	2021 ACTUAL
399 Other Contracted Services	250,000	250,000	-
499 Other Supplies & Materials	30,000	30,000	-
TOTAL	280,000	280,000	-

OTHER STUDENT SUPPORT 72130

DESCRIPTION	2023 BUDGET	2022 BUDGET	2021 ACTUAL
123 Guidance Personnel	111,566	167,349	-
201 Social Security	6,917	10,376	-
204 Retirement	7,999	11,999	-
206 Life Insurance	335	502	-
207 Medical Insurance	13,800	20,700	-
212 Employer Medicare	1,618	2,427	-
TOTAL	142,235	213,353	-

INSTRUCTIONAL STAFF SUPPORT 72210

DESCRIPTION	2023 BUDGET	2022 BUDGET	2021 ACTUAL
119 Supervisor/Director	221,808	332,712	-
201 Social Security	13,753	20,630	-
204 Retirement	15,903	23,855	-
206 Life Insurance	666	999	-
207 Medical Insurance	15,903	23,855	-
212 Employer Medicare	3,216	4,824	-
471 Software	90,968	90,968	-
TOTAL	362,218	497,843	-

FISCAL SERVICES 72510

DESCRIPTION	2023 BUDGET	2022 BUDGET	2021 ACTUAL
105 Accountants/Bookkeepers	182,000	273,000	-
201 Social Security	11,284	16,926	-
204 Retirement	13,049	19,574	-
206 Life Insurance	546	819	-
207 Medical Insurance	14,346	21,519	-
212 Employer Medicare	2,639	3,958	-
TOTAL	223,864	335,796	-

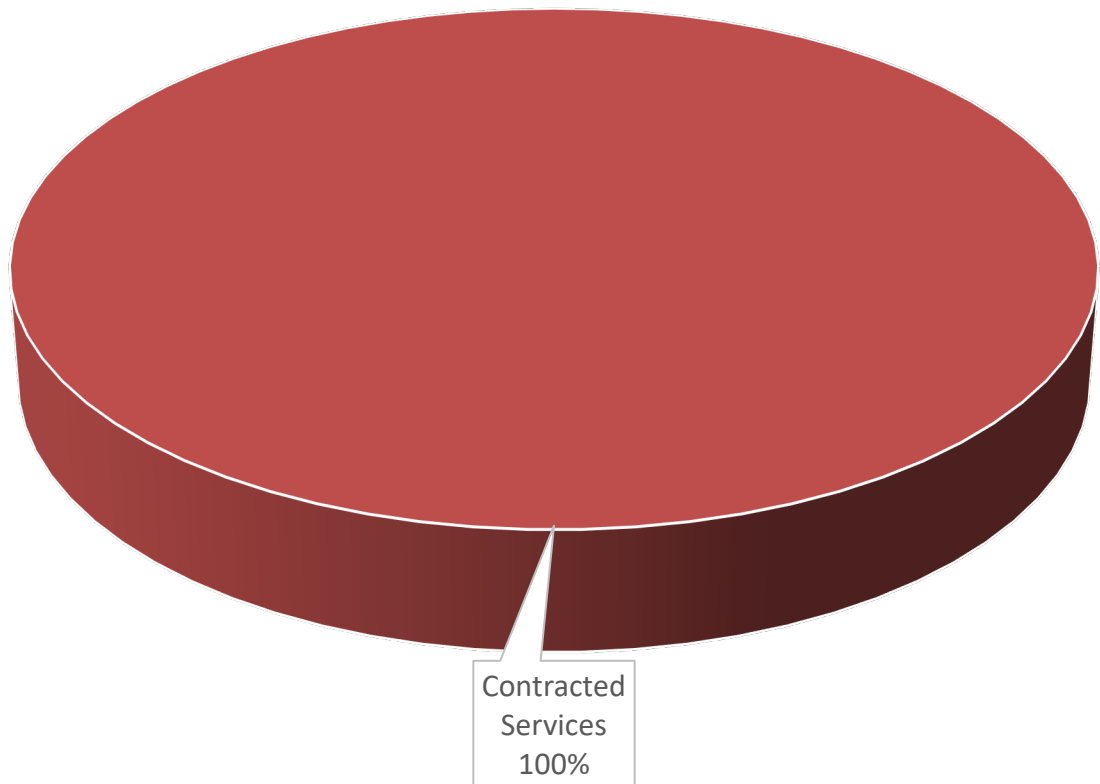
OPERATIONS AND MAINTENANCE OF PLANT 72610

DESCRIPTION	2023 BUDGET	2022 BUDGET	2021 ACTUAL
720 Plant Equipment	1,430,180	1,700,186	-
TOTAL	1,430,180	1,700,186	-

CAPITAL OUTLAY 76100

DESCRIPTION	2023 BUDGET	2022 BUDGET	2021 ACTUAL
707 Building Improvements	7,400,000	8,525,000	-
TOTAL	7,400,000	8,525,000	-
TOTAL ESSER 3.0	13,000,000	16,014,595	-

EARLY LITERACY NETWORK



\$40,000

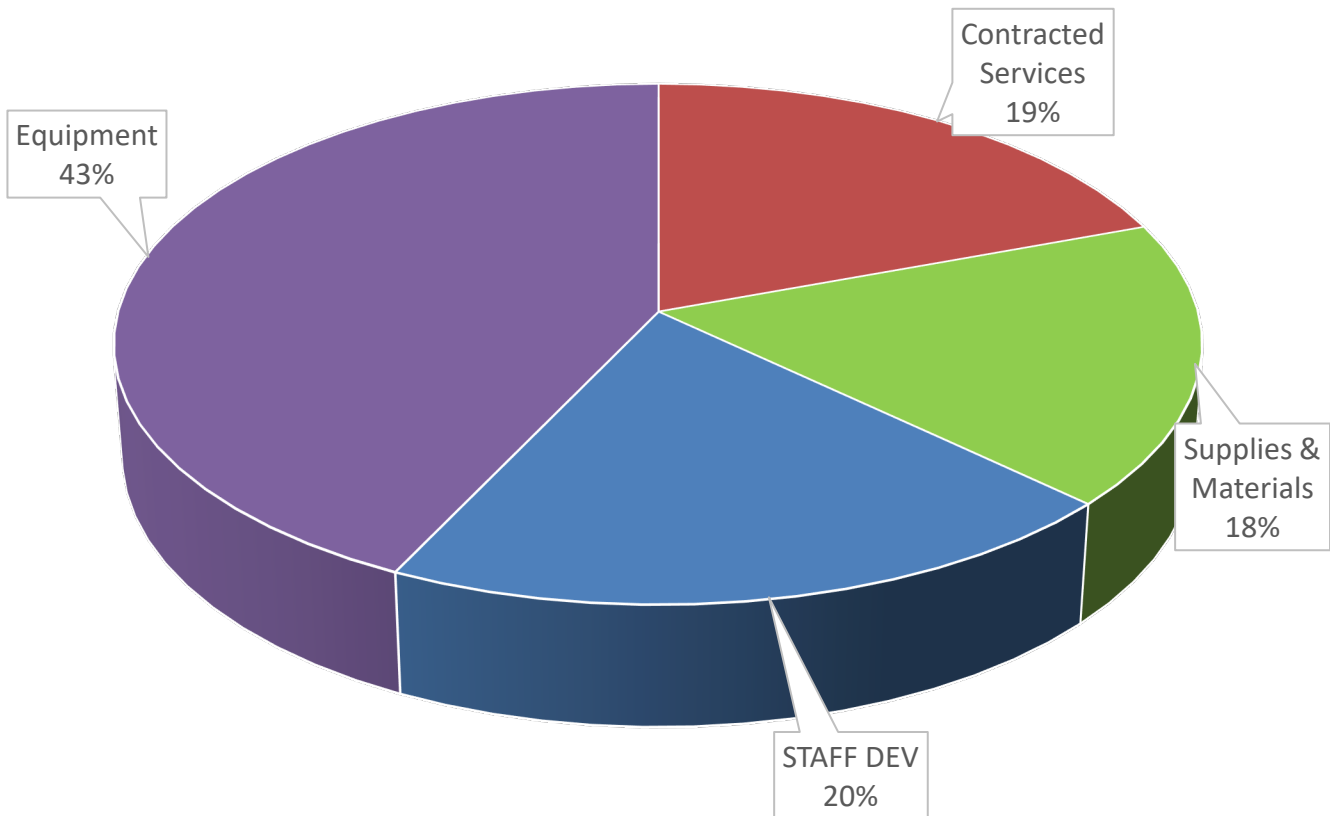
Overview

Provides direct district support for teachers and leaders for the implementation of sounds-first instruction.

**EARLY LITERACY NETWORK
REGULAR INSTRUCTION SUPPORT
72210**

DESCRIPTION	2023 FTE	2023 BUDGET	2022 FTE	2022 BUDGET	2021 ACTUAL
399 Other Contracted Services		40,000		80,000	-
TOTAL		40,000		80,000	-
TOTAL EARLY LITERACY NETWORK		40,000		80,000	-

INNOVATIVE HIGH SCHOOL GRANT



\$1,856,440

Overview

The Innovative High Schools grant is intended to foster local community partnerships that boost student readiness and prepare high schoolers for jobs and careers in their local communities.

**INNOVATIVE HIGH SCHOOL
CAREER AND TECHNICAL INSTRUCTION
71300**

DESCRIPTION	2023 BUDGET	2022 BUDGET	2021 ACTUAL
336 Maintenance & Repair Services	12,000	12,000	-
429 Consumable Supplies & Materials	137,833	137,833	-
499 Other Supplies & Materials	169,856	170,667	-
730 Vocational Instruction Equipment	796,224	895,500	-
TOTAL	1,115,913	1,216,000	-

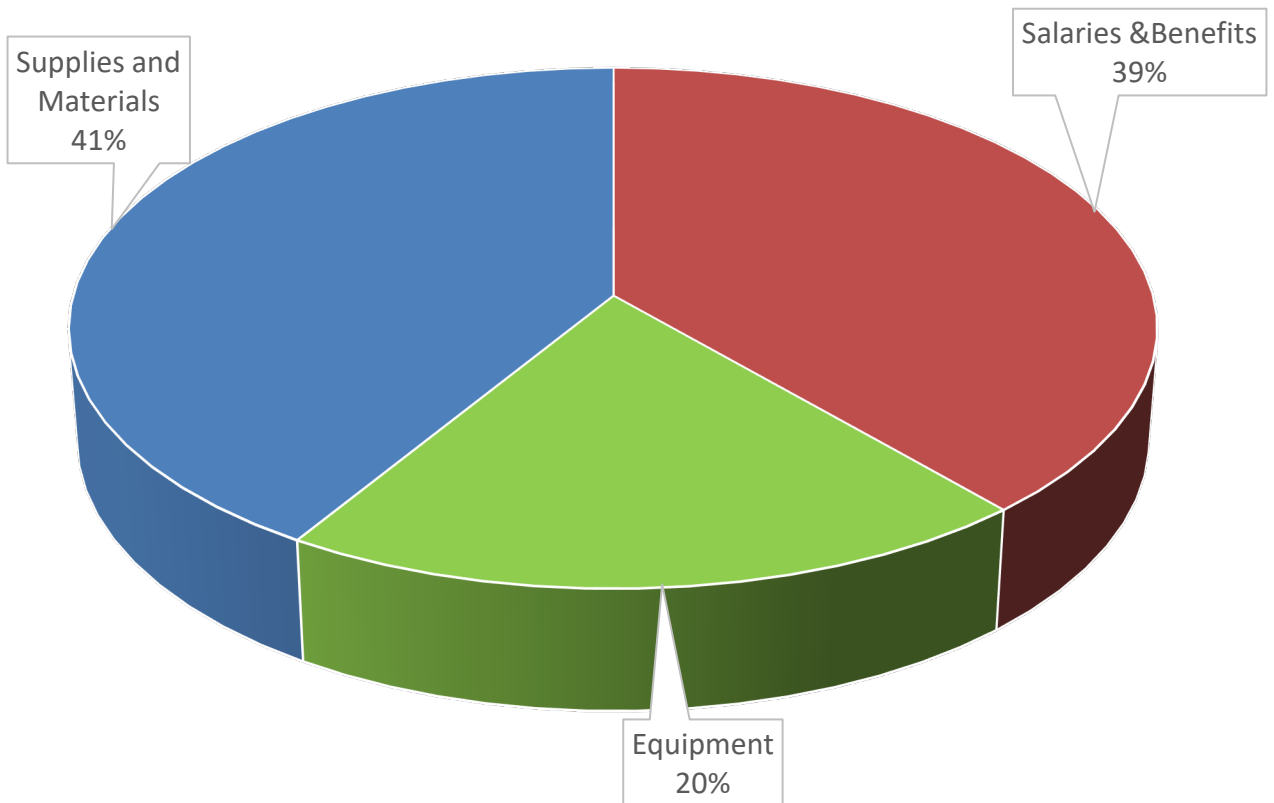
**OTHER STUDENT SUPPORT
72130**

DESCRIPTION	2023 BUDGET	2022 BUDGET	2021 ACTUAL
399 Other Contracted Services	348,000	348,000	-
499 Other Supplies & Materials	20,000	20,000	-
524 In-Service/Staff Development	36,527	80,000	-
TOTAL	404,527	448,000	-

**VOCATIONAL EDUCATION INSTRUCTIONAL STAFF SUPPORT
72230**

DESCRIPTION	2023 BUDGET	2022 BUDGET	2021 ACTUAL
599 Other Charges	336,000	336,000	-
TOTAL	336,000	336,000	-
TOTAL INNOVATIVE HIGH SCHOOL	1,856,440	2,000,000	-

EPIDEMIOLOGY & LABORATORY CAPACITY



\$1,664,461

Overview

The Epidemiology & Laboratory Capacity Grant (ELC) is intended to support the reopening and in-person instruction of K-12 schools through supporting comprehensive screening testing for K-12 schools.

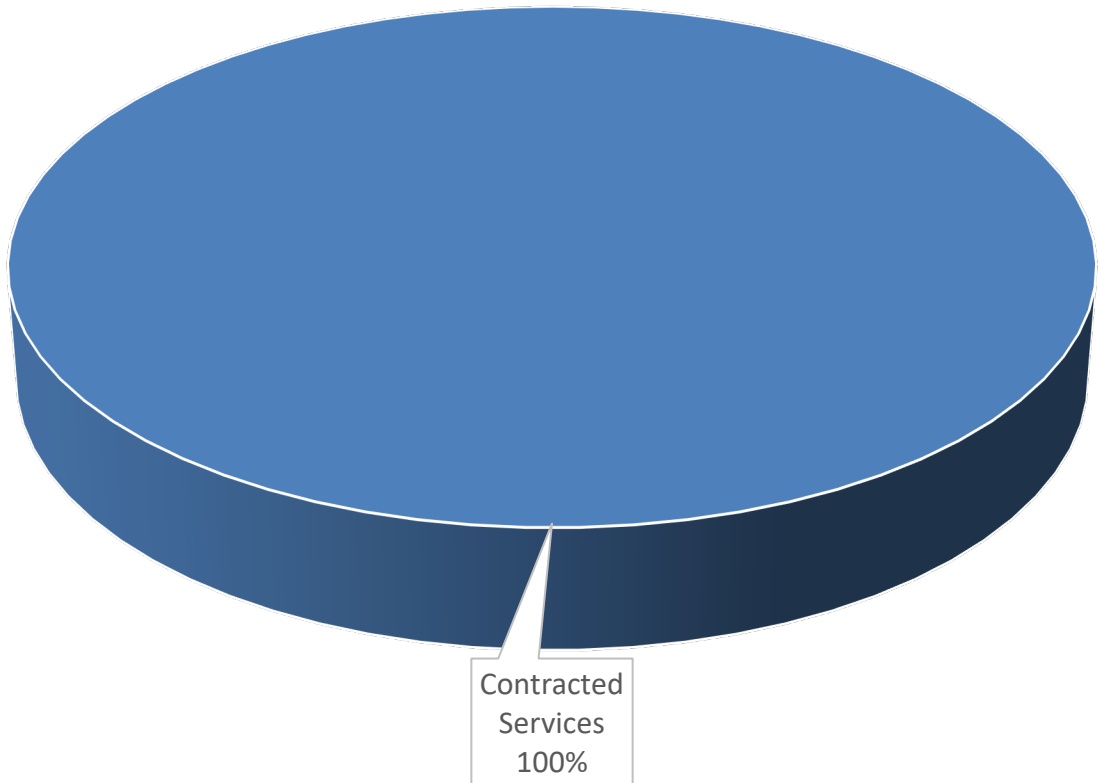
**EPIDEMIOLOGY & LABORATORY CAPACITY GRANT
HEALTH SERVICES
72120**

DESCRIPTION	2023 BUDGET	2022 BUDGET	2021 ACTUAL
105 Supervisor/Director	120,000	120,000	-
131 Medical Personnel	90,000	90,000	-
189 Other Salaries & Wages	26,000	26,000	-
201 Social Security	16,182	16,182	-
204 Retirement	26,883	26,883	-
206 Life Insurance	785	785	-
207 Medical Insurance	27,600	27,600	-
212 Employer Medicare	3,785	3,785	-
355 Travel (Mileage)	3,000	3,100	-
413 Drugs & Medical Supplies	583,243	775,826	-
735 Health Equipment	82,000	95,000	-
790 Other Equipment	252,415	300,000	-
TOTAL	1,231,893	1,485,161	-

OTHER STUDENT SUPPORT 72130

DESCRIPTION	2023 BUDGET	2022 BUDGET	2021 ACTUAL
123 Guidance Personnel	78,234	78,234	-
135 Assessment Personnel	83,202	83,202	-
162 Clerical Personnel	113,000	113,000	-
201 Social Security	17,015	17,015	-
204 Retirement	15,691	15,691	-
206 Life Insurance	490	490	-
207 Medical Insurance	20,700	20,700	-
212 Employer Medicare	3,979	3,979	-
355 Travel (Mileage)	4,500	5,000	-
499 Other Supplies & Materials	95,757	431,000	-
TOTAL	432,568	768,311	-
TOTAL Epidemiology & Laboratory Capacity	1,664,461	2,253,472	-

TENNESSEE ALL CORPS




\$98,000

Overview

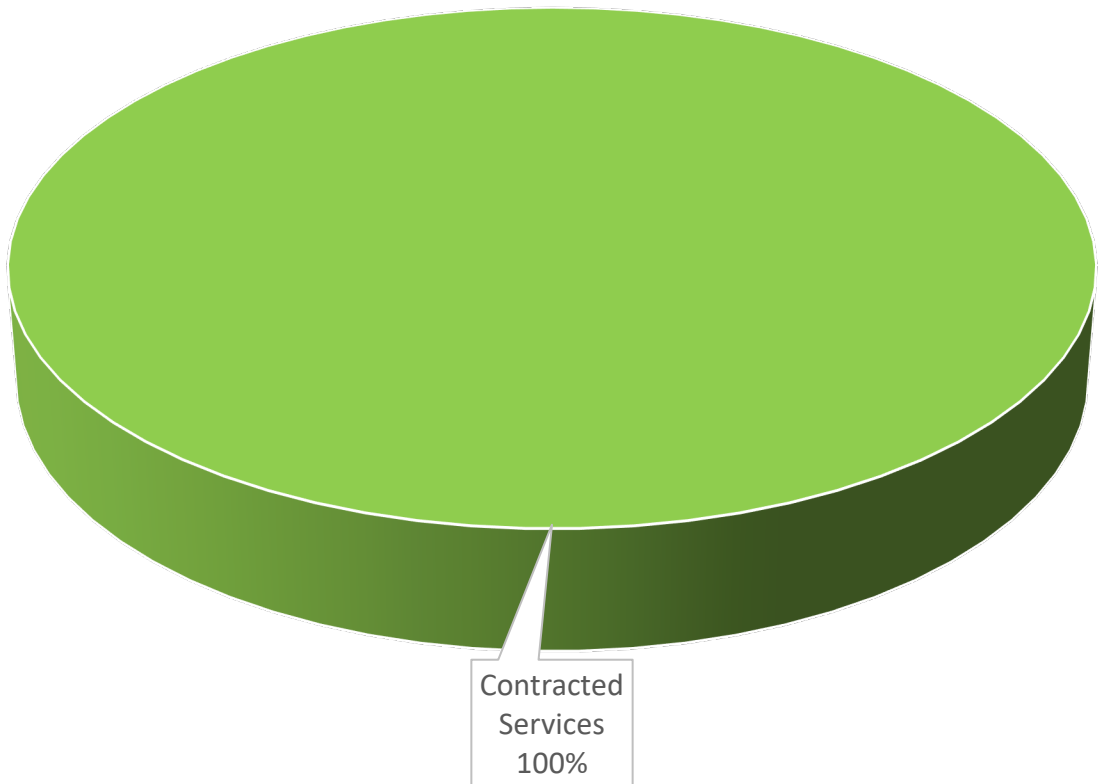
Tennessee All Corps is the state's matching-grant approach for tutoring in combination with summer programming.

**TENNESSEE ALL CORPS
REGULAR INSTRUCTION SUPPORT
72210**

DESCRIPTION	2023	2023	2022	2022	2021
	FTE	BUDGET	FTE	BUDGET	ACTUAL
399 Other Contracted Services		98,000		300,000	-
429 Instructional Supplies & Materials		-		90,000	-
499 Other Supplies & Materials		-		92,200	-
524 In-Service/Staff Development		-		7,800	-
TOTAL		98,000		490,000	-



FISCAL PRE-MONITORING SUPPORTS



\$46,200

Overview

This is a support grant to assist LEAs in confirming policies and procedures are in place, current, and in alignment with LEA practices.

FISCAL PRE-MONITORING SUPPORTS GRANT
FISCAL SERVICES
72510

DESCRIPTION	2023 FTE	2023 BUDGET	2022 FTE	2022 BUDGET	2021 ACTUAL
399 Other Contracted Services		46,200		46,200	-
TOTAL		46,200		46,200	-
TOTAL FISCAL PRE-MONITORING SUPPORTS		46,200		46,200	-



COLLIERVILLE SCHOOLS

OTHER FUNDS BUDGET 2022-23



**CS Board Approved on
Town of Collierville Approved on**

**Dr. Gary Lilly,
Superintendent**

**Wright Cox,
Board Chairman**

**Anita Floyd,
Chief Financial Officer**

**145 W. Poplar Avenue
Collierville, TN 38017**



**COLLIERVILLE
SCHOOLS**
SCHOLARSHIP · INTEGRITY · SERVICE



COLLIERVILLE SCHOOLS

BOARD OF EDUCATION

Wright Cox	Board Chairman
Wanda Chism	Board Vice Chair
Frank Warren	Board Member
Wanda Gibbs	Board Member
Paul Childers	Board Member

EXECUTIVE STAFF

Dr. Gary Lilly

Jeff Jones

Anita Floyd

Cecelia Booker

Leigh Anne Rainey

Thomas Dougherty

Lisa Higgins

Jill Church

Andy Field

Superintendent

Assistant Superintendent

Chief Financial Officer

Chief of Human Resources

Chief Academic Officer

Chief of Operations

Chief Technology Officer

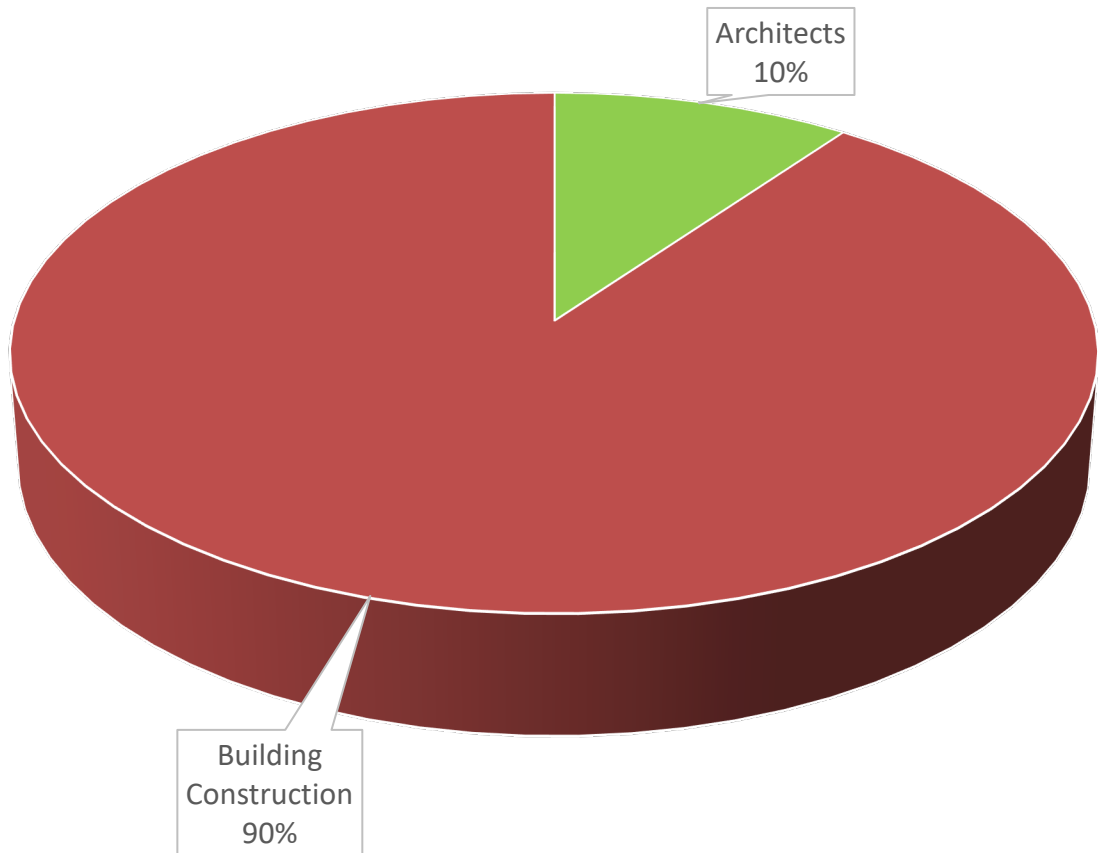
Director of Special Education

Director of Student Services

TABLE OF CONTENTS

CAPITAL PROJECTS FUND	1
DISCRETIONARY GRANTS FUND REVENUE	3
COORDINATED SCHOOL HEALTH	6
SAFE SCHOOLS GRANT	8
VOLUNTARY PRE-K	10
SUMMER LEARNING CAMPS	12
BRIDGE CAMPS	16
STREAM MINI-CAMPS	20
LEARNING CAMPS TRANSPORTATION	22

CAPITAL PROJECTS FUND



Overview

Funds used for capital improvement projects in Collierville Schools come from the Shelby County Government. Budgeted amounts for FY 2022-23 include funds for the addition to Crosswind Elementary.

CAPITAL PROJECTS FUND

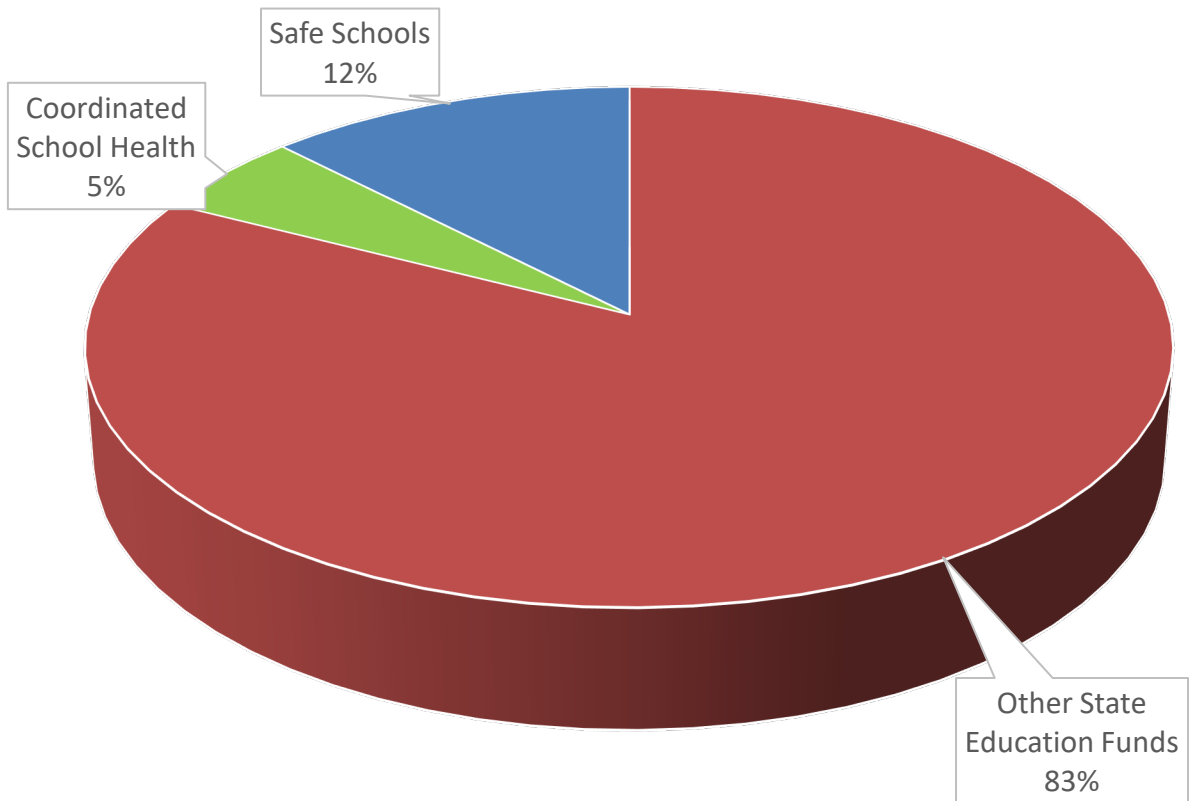
REVENUE

ACCT	DESCRIPTION	2022-23 BUDGET	2021-22 BUDGET	2020-21 ACTUAL
49100	Bond Proceeds	1,869,172	2,169,172	2,614,086
49800	Transfers In	-	1,988,040	86,819
TOTAL CAPITAL PROJECTS FUND REVENUE		<u>1,869,172</u>	<u>4,157,212</u>	<u>2,700,905</u>

EXPENDITURES

ACCT	DESCRIPTION	2023 BUDGET	2022 BUDGET	2021 ACTUAL
30400	Architects	186,918	322,225	200,025
32100	Engineering Services			7,107
33100	Legal Services			25,048
59900	Other Charges - Insurance			12,127
70600	Building Construction	1,682,254	3,504,845	310,100
70700	Building Improvements			1,148,838
71100	FF&E		330,000	
72400	Site Development			298,178
79900	Other Capital Outlay		142	3,851
TOTAL CAPITAL PROJECTS FUND EXPENDITURES		<u>1,869,172</u>	<u>4,157,212</u>	<u>2,005,274</u>
CHANGE IN CAPITAL PROJECTS FUND BALANCE		<u><u>-</u></u>	<u><u>-</u></u>	<u><u>695,631</u></u>

DISCRETIONARY FUND REVENUE



\$1,778,980

Subcategories:

- Coordinated School Health
- Safe Schools Grant
- Voluntary Pre-K
- Summer Learning Camps
- Bridge Camps
- STREAM Mini Camps
- Summer Learning Transportation Grant

DISCRETIONARY FUND REVENUE

ACCT	FUNCTION	2022-23 BUDGET	2021-22 BUDGET	2020-21 ACTUAL
	Other State Education			
46590	Funds	1,474,013	1,436,707	872,358
46591	Coordinated School Health	90,000	90,000	75,977
46981	Safe Schools	214,967	214,967	261,951
	REVENUE GRAND TOTAL	1,778,980	1,741,674	1,210,286



OTHER STATE EDUCATION FUNDS

ACCT	FUNCTION	2022-23 BUDGET	2021-22 BUDGET	2020-21 ACTUAL
46590	Voluntary Pre-K	190,174	190,174	188,679
46590	Summer Learning Camps	654,703	632,850	368,454
46590	Bridge Camp	263,104	253,895	128,369
46590	Stream Mini-Camps	187,058	180,814	115,441
46590	Learning Camps			
46590	Transportation	178,974	178,974	71,415
	Total	1,474,013	1,436,707	872,358

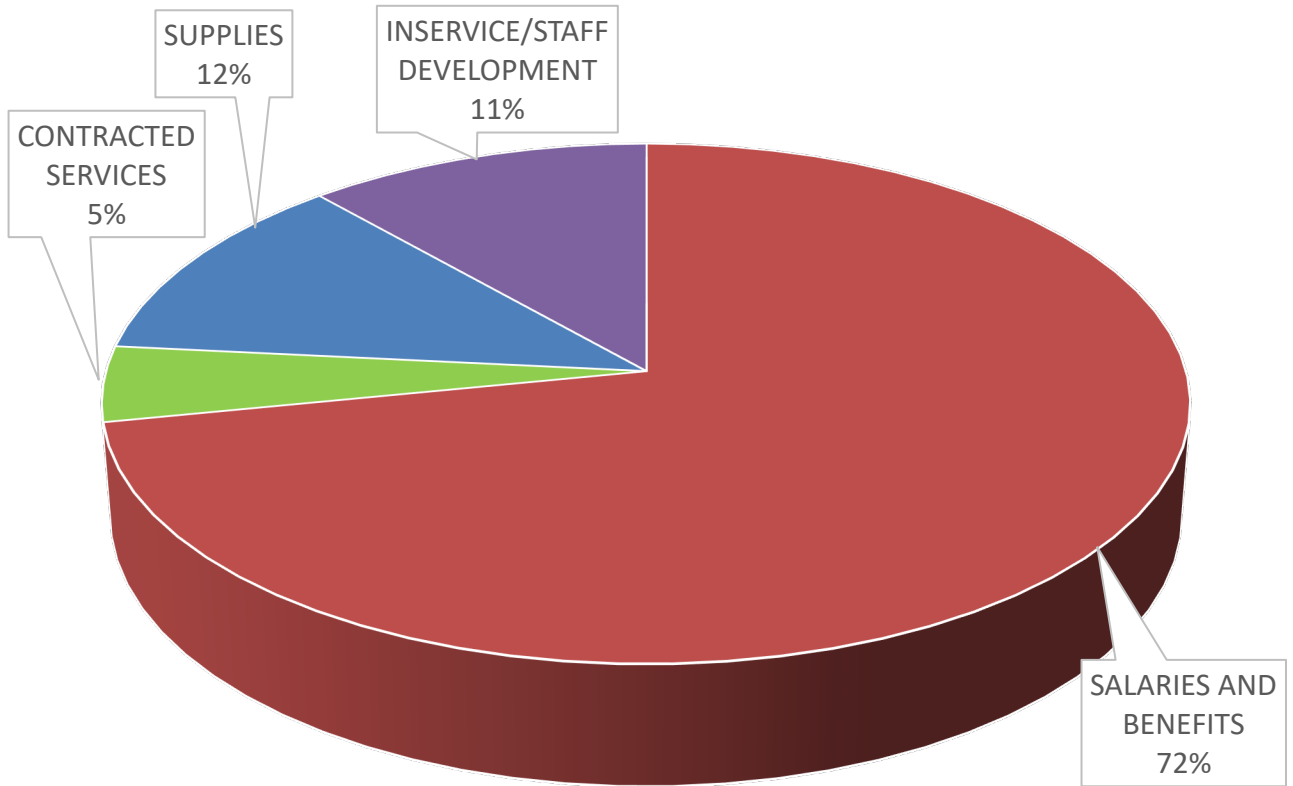
COORDINATED SCHOOL HEALTH

ACCT	FUNCTION	2022-23 BUDGET	2021-22 BUDGET	2020-21 ACTUAL
46591	Coordinated School Health	90,000	90,000	75,977
	Total	90,000	90,000	75,977

SAFE SCHOOLS

ACCT	FUNCTION	2022-23 BUDGET	2021-22 BUDGET	2020-21 ACTUAL
46981	Safe Schools	214,967	214,967	261,951
	Total	214,967	214,967	261,951

COORDINATED SCHOOL HEALTH



\$90,000

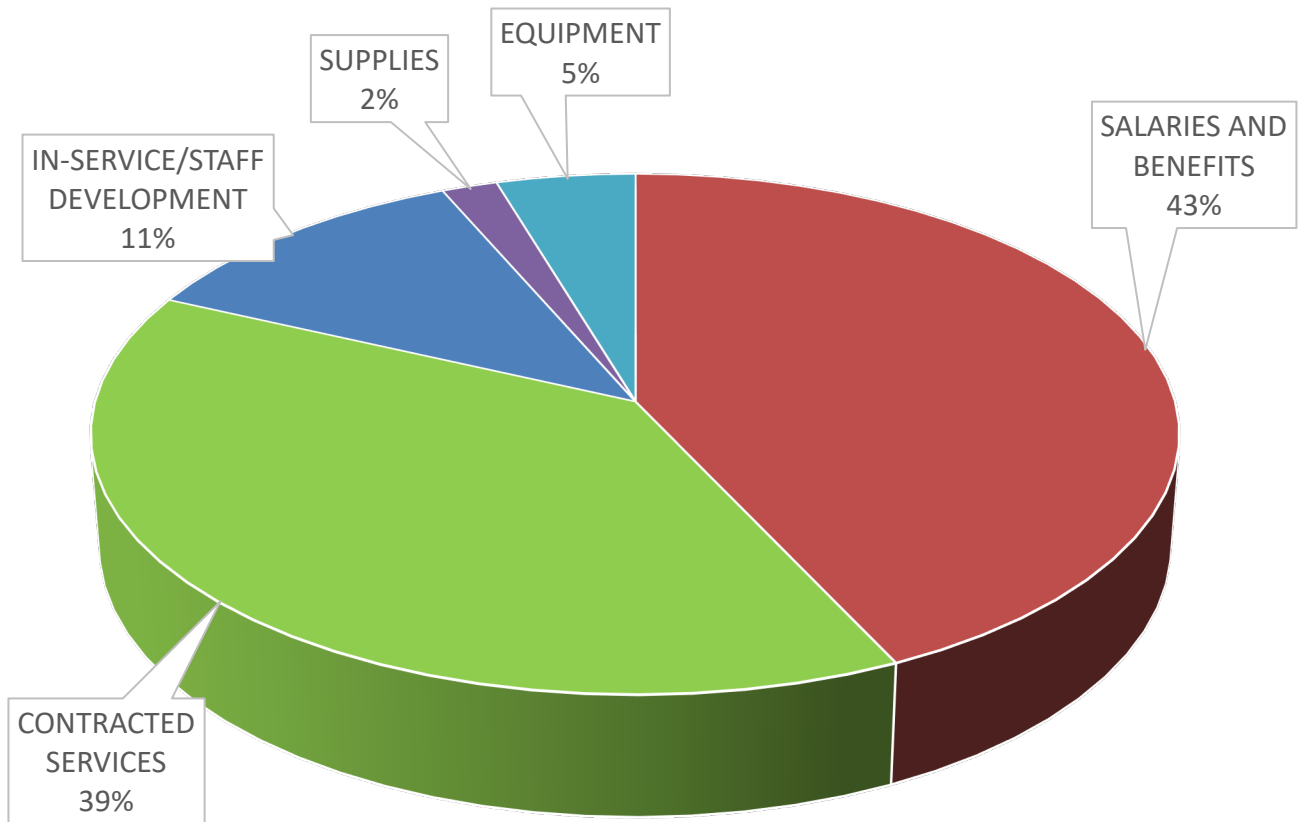
Overview

The Coordinated School Health (CSH) program is designed to improve health and academic achievement. CSH improves children's health and their capacity to learn through the support of families, communities and the schools working together.

**COORDINATED SCHOOL HEALTH
HEALTH SERVICES
72120**

DESCRIPTION	2023	2023	2022	2022	2021
	FTE	BUDGET	FTE	BUDGET	ACTUAL
105 Supervisor/Director		-		-	22,155
189 Other Salaries & Wages	1.0	54,300	1.0	54,300	23,134
201 Social Security		4,140		4,140	2,653
204 State Retirement		4,000		4,000	3,552
206 Life Insurance		150		150	92
207 Medical Insurance		-		-	4,177
212 Employer Medicare		800		800	620
217 Hybrid Retirement		1,300		1,300	233
355 Travel (Mileage)		1,000		1,000	12
399 Other Contracted Services		3,223		3,223	7,949
499 Other Supplies & Materials		10,723		10,723	2,789
524 In-Service/Staff Development		10,364		10,364	700
735 Health Equipment					7,911
TOTAL	1.00	90,000	1.00	90,000	75,977

SAFE SCHOOLS GRANT



\$214,967

Overview

Tennessee's Safe Schools Act provides funding that address school safety, including innovative violence prevention programs, conflict resolution, disruptive or assaultive behavior management, improved school security, school resource officers, school safety officers, peer mediation and training for employees on the identification of possible perpetrators of school-related violence.

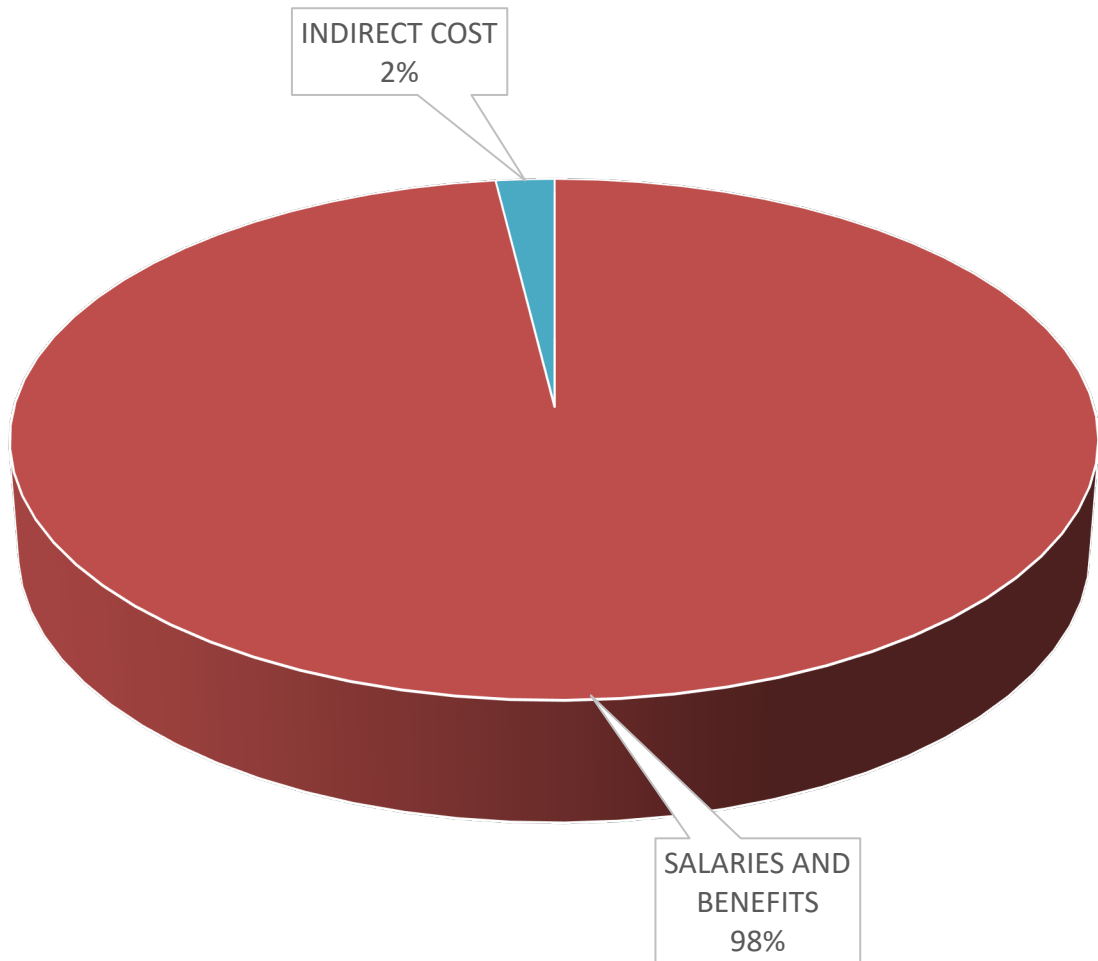
**SAFE SCHOOLS
OTHER STUDENT SUPPORT
72130**

DESCRIPTION	2023 FTE	2023 BUDGET	2022 FTE	2022 BUDGET	2021 ACTUAL
309 Contracts w/Government Agencies		20,000		20,000	20,000
524 In-Service/Staff Development		25,000		25,000	8,919
TOTAL		45,000		45,000	28,919

**REGULAR EDUCATION SUPPORT
72210**

DESCRIPTION	2023 FTE	2023 BUDGET	2022 FTE	2022 BUDGET	2021 ACTUAL
189 Other Salaries & Wages	1	79,840	1	79,840	92,571
201 Social Security		4,550		4,550	5,763
204 Retirement		5,300		5,300	8,768
206 Life Insurance		225		225	288
207 Medicare		1,075		1,075	1,348
212 Hybrid Stabilization		1,400		1,400	-
355 Travel (Mileage)		1,500		1,500	-
399 Other Contracted Services		62,077		62,077	89,047
499 Other Supplies& Materials		4,000		4,000	27,150
524 In-Service/Staff Development		-		-	279
790 Other Equipment		10,000		10,000	7,818
TOTAL	1	169,967	1	169,967	233,032
TOTAL SAFE SCHOOLS	1	214,967	1	214,967	261,951

VOLUNTARY PRE-K



\$190,174

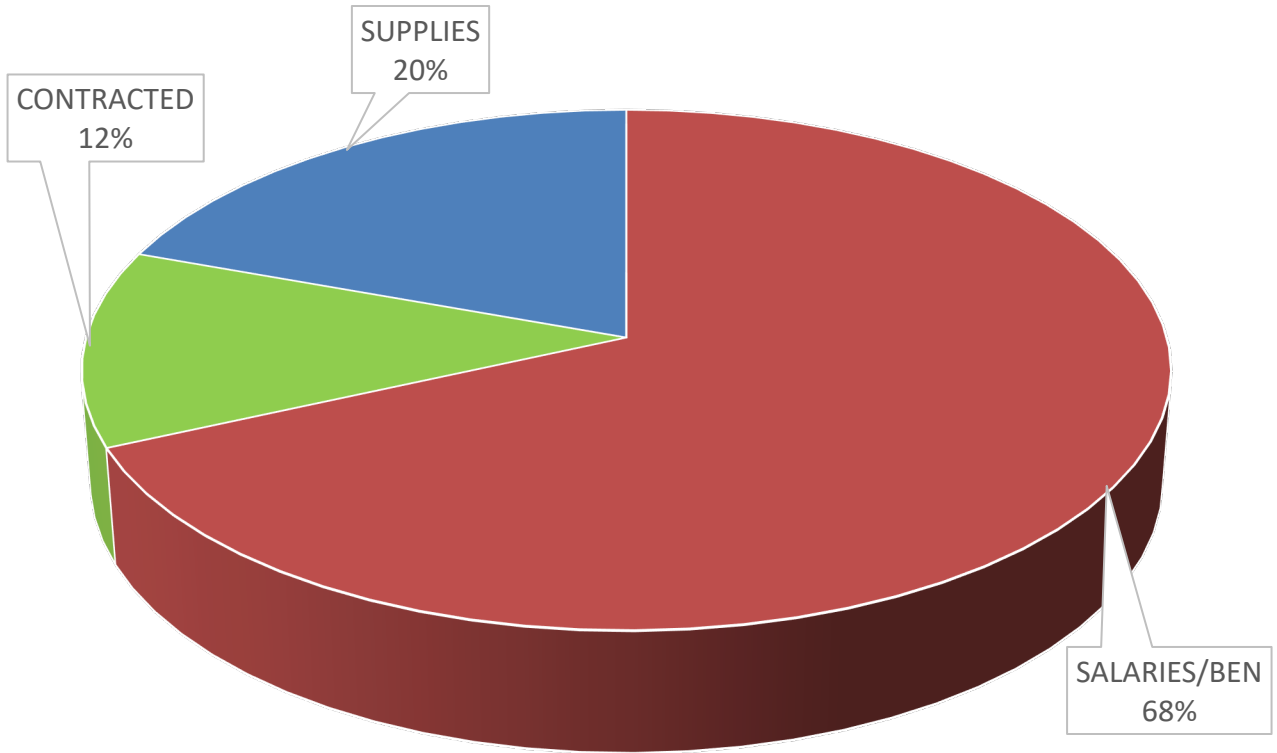
Overview

The Voluntary Pre-K initiative provides Tennessee's three- and four-year-old children who are at-risk an opportunity to develop school readiness skills (pre-academic and social skills).

**VOLUNTARY PRE-K
EARLY CHILDHOOD EDUCATION
73400**

DESCRIPTION	2023	2023	2022	2022	2021
	FTE	BUDGET	FTE	BUDGET	ACTUAL
116 Teachers	2.0	113,969	2.0	113,969	109,293
163 Educational Assistants	2.0	46,126	2.0	46,126	44,318
201 Social Security		9,926		9,926	8,593
204 State Retirement		8,184		8,184	10,867
206 Life Insurance		485		485	464
207 Medical Insurance		2,322		2,322	6,476
212 Employer Medicare		2,321		2,321	2,010
217 Hybrid Retirement		3,112		3,112	2,958
429 Instructional Supplies & Materials		-		-	-
524 In-Service/Staff Development		-		-	-
499 Other Supplies & Materials		-		-	-
504 Indirect Cost (2%)		3,729		3,729	3,700
TOTAL	4.00	190,174	4.00	190,174	188,679
TOTAL VOLUNTARY PRE-K		190,174		190,174	188,679

SUMMER LEARNING CAMPS



\$654,703

Overview

The Summer Learning Camps grant allows additional summer learning opportunities for students who are entering grades 1-5. These camps are essential for accelerating students' educational growth and ensure all children have the opportunity to reach their goals and dreams.

**SUMMER LEARNING CAMPS
REGULAR INSTRUCTION
71100**

DESCRIPTION		2023	2023	2022	2022	2021
		FTE	BUDGET	FTE	BUDGET	ACTUAL
116	Teachers	24.0	241,800	24.0	241,800	156,975
163	Educational Assistants	24.0	102,144	24.0	102,144	51,630
201	Social Security		21,322		21,322	12,933
204	State Retirement		34,457		34,457	17,165
212	Employer Medicare		4,992		4,992	3,025
217	Hybrid Retirement		1,531		1,531	1,386
312	Contracts		63,015		63,015	10,349
471	Software		70,825		70,825	66,160
499	Other Supplies & Materials		56,762		34,909	14,090
TOTAL		48.00	596,848	48.00	574,995	333,713

**HEALTH SERVICES
72120**

DESCRIPTION		2023	2023	2022	2022	2021
		FTE	BUDGET	FTE	BUDGET	ACTUAL
131	Medical Personnel	1.0	5,040	1.0	5,040	3,867
201	Social Security		312		312	240
204	State Retirement		518		518	271
212	Employer Medicare		73		73	56
217	Hybrid Retirement		85		85	77
TOTAL		1.00	6,028	1.00	6,028	4,511

OTHER STUDENT SUPPORT 72130

DESCRIPTION		2023	2023	2022	2022	2021
		FTE	BUDGET	FTE	BUDGET	ACTUAL
123	Guidance Personnel	1.0	6,200	1.0	6,200	2,150
201	Social Security		384		384	133
204	State Retirement		637		637	221
212	Employer Medicare		90		90	31
399	Other Contracted Services		7,000		7,000	-
TOTAL		1.00	14,311	1.00	14,311	2,535

OFFICE OF PRINCIPAL 72410

DESCRIPTION		2023	2023	2022	2022	2021
		FTE	BUDGET	FTE	BUDGET	ACTUAL
104	Principals	1.0	8,500	1.0	8,500	7,800
162	Clerical	1.0	3,517	1.0	3,517	3,201
201	Social Security		763		763	682
204	State Retirement		1,130		1,130	1,032
212	Employer Medicare		180		180	160
217	Hybrid Retirement		65		65	58
TOTAL		2.00	14,155	2.00	14,155	12,933

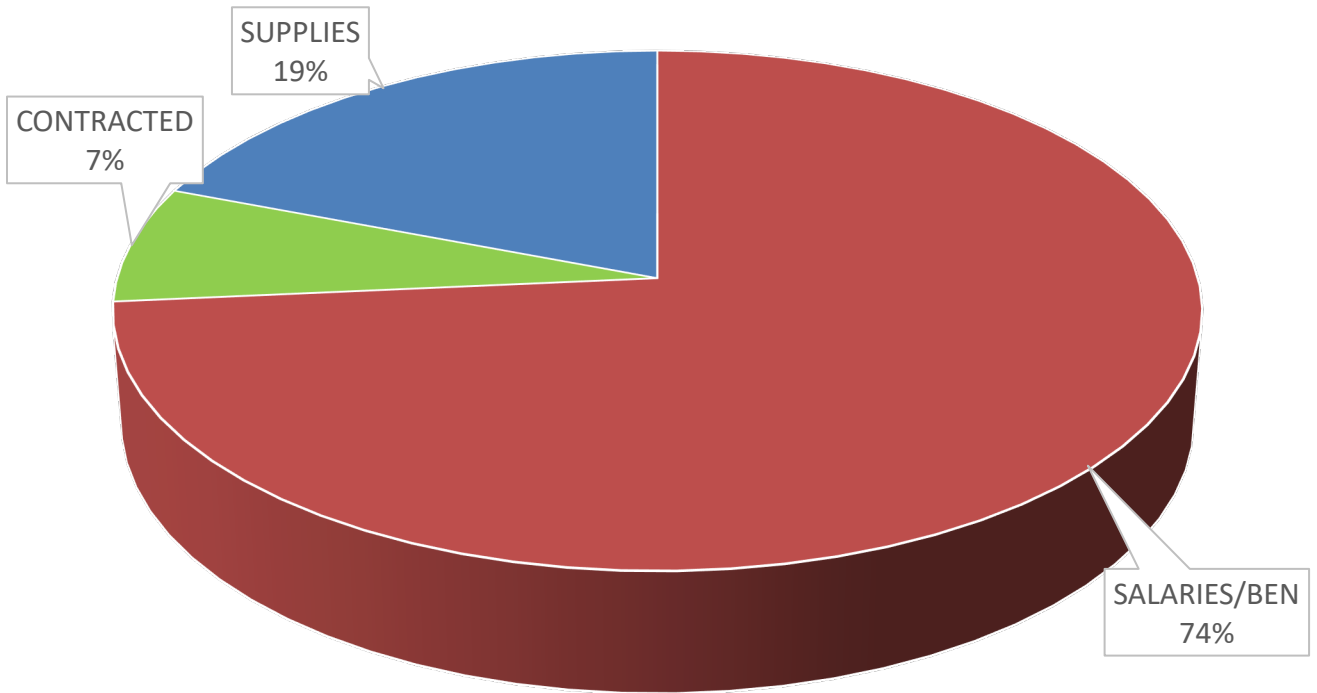
OPERATION OF PLANT 72610

DESCRIPTION		2023	2023	2022	2022	2021
		FTE	BUDGET	FTE	BUDGET	ACTUAL
328	Janitorial Services		10,000		10,000	5,830
	TOTAL	0.00	10,000	0.00	10,000	5,830

FOOD SERVICE 73100

DESCRIPTION		2023	2023	2022	2022	2021
		FTE	BUDGET	FTE	BUDGET	ACTUAL
105	Supervisor/Director	1.0	11,344	1.0	11,344	7,645
201	Social Security		702		702	474
204	State Retirement		1,065		1,065	626
212	Employer Medicare		165		165	111
217	Hybrid Retirement		85		85	76
	TOTAL	1.00	13,361	1.00	13,361	8,932
	TOTAL SUMMER LEARNING CAMPS		654,703		632,850	368,454

BRIDGE CAMPS



\$263,104

Overview

The Bridge Camps grant allows additional summer learning opportunities for students, entering grades 6-8. These camps are essential to accelerate students' educational growth and ensure that all children have the opportunity to reach their goals and dreams.

BRIDGE CAMPS
REGULAR INSTRUCTION
71100

DESCRIPTION		2023	2023	2022	2022	2021
		FTE	BUDGET	FTE	BUDGET	ACTUAL
116	Teachers	7.0	117,800	7.0	117,800	40,200
163	Educational Assistants	7.0	16,688	7.0	16,688	15,145
201	Social Security		10,302		10,302	3,431
204	State Retirement		16,657		16,657	5,260
212	Employer Medicare		2,412		2,412	803
217	Hybrid Retirement		270		270	238
312	Contracts		600		600	-
471	Software		21,554		21,554	20,000
499	Other Supplies & Materials		28,939		19,730	7,414
TOTAL		14.00	215,222	14.00	206,013	92,491

HEALTH SERVICES
72120

DESCRIPTION		2023	2023	2022	2022	2021
		FTE	BUDGET	FTE	BUDGET	ACTUAL
399	Other Contracted Services		6,471		6,471	6,398
TOTAL		0.00	6,471	0.00	6,471	6,398

OTHER STUDENT SUPPORT 72130

DESCRIPTION		2023	2023	2022	2022	2021
		FTE	BUDGET	FTE	BUDGET	ACTUAL
123	Guidance Personnel	1.0	6,200	1.0	6,200	5,600
201	Social Security		384		384	347
204	State Retirement		637		637	576
212	Employer Medicare		90		90	81
399	Other Contracted Services		7,000		7,000	-
TOTAL		1.00	14,311	1.00	14,311	6,604

OFFICE OF PRINCIPAL 72410

DESCRIPTION		2023	2023	2022	2022	2021
		FTE	BUDGET	FTE	BUDGET	ACTUAL
104	Principals	1.0	7,900	1.0	7,900	7,300
162	Clerical	1.0	3,317	1.0	3,317	3,030
201	Social Security		698		698	640
204	State Retirement		1,070		1,070	969
212	Employer Medicare		165		165	150
217	Hybrid Retirement		100		100	55
TOTAL		2.00	13,250	2.00	13,250	12,144

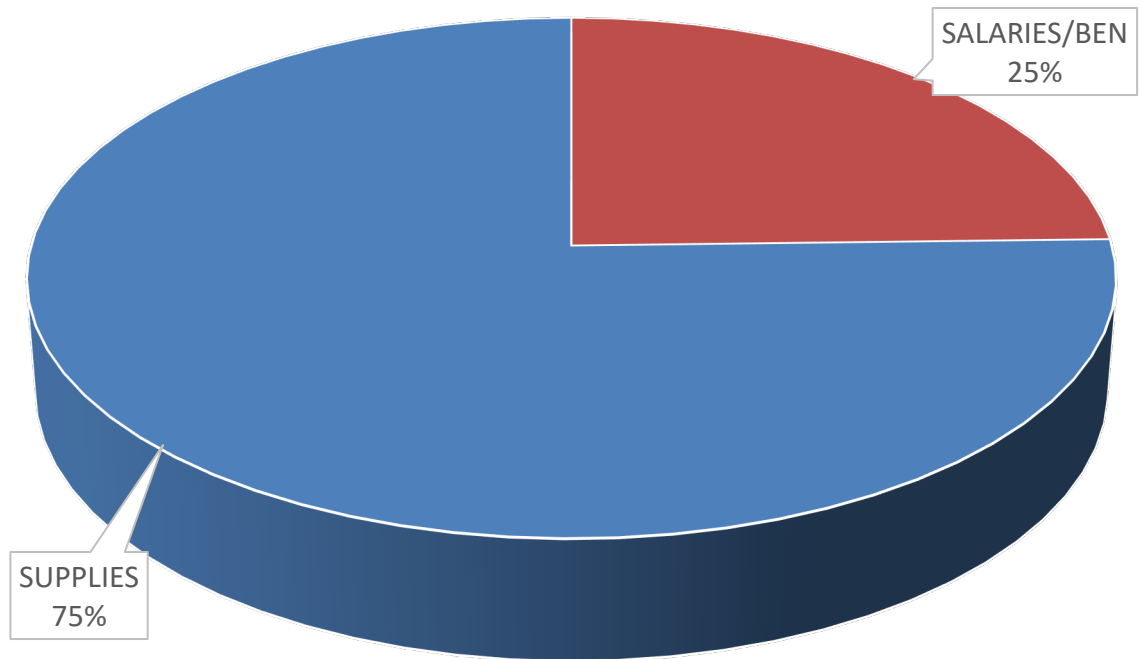
OPERATION OF PLANT 72610

DESCRIPTION		2023	2023	2022	2022	2021
		FTE	BUDGET	FTE	BUDGET	ACTUAL
328	Janitorial Services		5,000		5,000	2,650
	TOTAL	0.00	5,000	0.00	5,000	2,650

FOOD SERVICE 73100

DESCRIPTION		2023	2023	2022	2022	2021
		FTE	BUDGET	FTE	BUDGET	ACTUAL
105	Supervisor/Director	1.0	7,562	1.0	7,562	6,905
201	Social Security		468		468	428
204	State Retirement		710		710	649
212	Employer Medicare		110		110	100
	TOTAL	1.00	8,850	1.00	8,850	8,082
	TOTAL BRIDGE CAMP		263,104		253,895	128,369

STREAM MINI-CAMPS



\$187,058

Overview

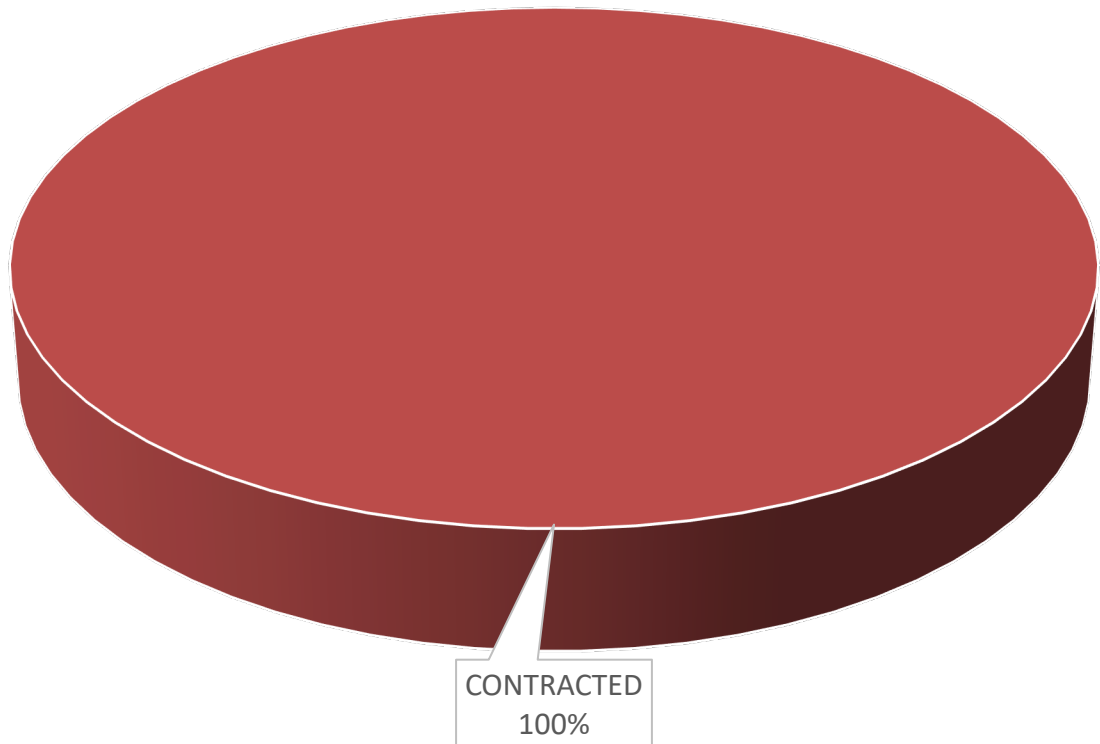
STREAM Mini-Camps (Science, Technology, Reading, Engineering, Arts and Math) are designed to provide an additional hour of programming for students (grades 1-5) who attend the Summer Learning Camps.

**STREAM MINI CAMPS
REGULAR INSTRUCTION
71100**

DESCRIPTION	2023 FTE	2023 BUDGET	2022 FTE	2022 BUDGET	2021 ACTUAL
116 Teachers		39,000		39,000	
201 Social Security		2,418		2,418	
204 State Retirement		4,017		4,017	
212 Employer Medicare		585		585	
429 Instructional Supplies & Materials		7,587		7,587	4,315
471 Software		107,085		107,085	107,078
499 Other Supplies & Materials		26,366		20,122	4,048
TOTAL	0.00	187,058	0.00	180,814	115,441



LEARNING CAMPS TRANSPORTATION



\$178,974

Overview

The Learning Camps Transportation grant allows additional funding to transport

LEARNING CAMPS TRANSPORTATION TRANSPORTATION 72610

DESCRIPTION	2023 FTE	2023 BUDGET	2022 FTE	2022 BUDGET	2021 ACTUAL
314 Contracts w/Private Agencies		178,974		178,974	71,415
TOTAL	0.00	178,974	0.00	178,974	71,415
TOTAL LEARNING CAMPS TRANSPORTATION		178,974		178,974	71,415

