

**Collierville Schools Board Business Meeting
June 27, 2019 6:00 PM
Collierville High School Community Room
11605 East Shelby Drive
Collierville, TN 38017**

I. Call to Order	J. Mark Hansen, Chairman
II. Roll Call	J. Mark Hansen, Chairman
III. Moment of Silence	J. Mark Hansen, Chairman
IV. Pledge of Allegiance	J. Mark Hansen, Chairman
V. Special Recognitions	J. Mark Hansen, Chairman
VI. Public Comments	J. Mark Hansen, Chairman
VII. Approval of Agenda	J. Mark Hansen, Chairman
VIII. Business Affairs	J. Mark Hansen, Chairman
A. Approval of Minutes	
1. Minutes of May 23, 2019 Board Business Meeting	
2. Minutes of May 30, 2019 Special Called Business Meeting	
3. Minutes of June 13, 2019 Special Called Business Meeting	
B. Approval of Monthly Financial Statements	
1. May 2018-2019 Financial Statements	
IX. Reports	
A. Chairman's Report	J. Mark Hansen, Chairman
B. Superintendent's Report	John S. Aitken, Superintendent
X. Business Items for Approval	
A. Approval of Policy #3.220, Video Surveillance	John S. Aitken, Superintendent
B. Approval of Policy #1,400, School Board Meetings	John S. Aitken, Superintendent
C. Approval of Policy #3.600, Insurance Management	John S. Aitken, Superintendent
D. Approval of Policy #4.600, Grading System	John S. Aitken, Superintendent
E. Approval of Resolution 2018-14, Amendment #2 for 2018-19 Education Capital Project Fund Budget	John S. Aitken, Superintendent
F. Approval of Resolution 2018-15, Amendment #3 for 2018-19 School Nutrition Fund Budget	John S. Aitken, Superintendent
G. Approval of Resolution 2018-16, Amendment #2 for 2018-19 Discretionary Grants Fund Budget	John S. Aitken, Superintendent
H. Approval of Resolution 2018-17, Amendment #4 for 2018-19 General Fund Budget	John S. Aitken, Superintendent
I. Approval of Resolution 2018-18, Amendment #2 for 2018-	John S. Aitken, Superintendent



COLLIERVILLE SCHOOLS

SCHOLARSHIP · INTEGRITY · SERVICE

19 Federal Fund Budget

J. Approval of the 2019-2020 C.I.P. and Discretionary Fund Budgets John S. Aitken, Superintendent

K. Approval of Resolution 2019-01, Amendment #1 for 2019-20 General Fund Budget John S. Aitken, Superintendent

L. Approval of FY20 Consolidated Application Approval for IDEA/ESEA John S. Aitken, Superintendent

M. Approval of Turf Maintenance Services Bid FY190019 for Collierville Schools Athletic Fields Landscaping Contract for Service Levels 1, 2 and 3 be Awarded to Ladd's in the amount of \$199,921.31 John S. Aitken, Superintendent

N. Approval of Turf Maintenance Services Bid FY190019 for Collierville Schools Athletic Fields Landscaping Contract for Service Level 4 be Awarded to Herbi-Systems in the amount of \$13,127.70 John S. Aitken, Superintendent

O. Approval of Five-Year Capital Improvement Plan John S. Aitken, Superintendent

XI. New Business Items

A. Approval of Change Order for Roofing Project Bid FY#190021 for West Collierville Middle Dakota Corp dba Jessie Bryant Roofing John S. Aitken, Superintendent

B. Approval of Superintendent John S. Aitken's Final Evaluation for the 2018-2019 School Year Mike Marshall, Board Attorney

C. Approval of Resolution 2018-19, Appreciation to Superintendent John S. Aitken for his Service to the Collierville Schools J. Mark Hansen, Chairman

XII. Adjournment



Minutes of the Board Business Meeting
May 23, 2019 @ 6:00 PM
Collierville High School
Community Room

Mr. Mark Hansen, Chairman
Mr. Kevin Vaughan, Vice-Chairman
Ms. Wanda Chism
Mr. Wright Cox
Mr. Frank Warren

I. CALL TO ORDER

The Collierville Schools Board Business Meeting was called to order by Board Vice-Chairman Kevin Vaughan at 6:00 p.m.

II. ROLL CALL

Roll call was taken by Board Vice-Chairman Kevin Vaughan and four of the five board members were present, representing a quorum. Chairman Mark Hansen was absent.

III. MOMENT OF SILENCE

A moment of silence was observed.

IV. PLEDGE OF ALLEGIANCE

The Pledge of Allegiance was led by Vice-Chairman Kevin Vaughan

V. SPECIAL RECOGNITIONS

- A. The Collierville School Board recognized Crosswind Elementary 5th Grade Perennial Math Team. The team placed first in the 2019 National Championship and Ben Derieg placed 1st in the nation in the individual competition. Christy Yearwood recognized the Math Team members: Jack Baker, Ben Derieg, James Jin, Bradley Stubbs and Amy Yu.
- B. The Department of Exceptional Children is the spotlight tonight.
 - The Gifted Education program recognized their 2019 Collierville High School Resource A graduates and their teachers. The following students attended the meeting: Elgin Cook, William Ragin, Jessica Van Horn.
 - All of the Special Education Staff were recognized for all of their hard work and dedication.
 - Mr. Simpson was recognized for his help in ensuring Collierville Schools Special Education facilities are top notch and thanked him for his help with the Dragon Games.
 - Mr. Aitken was recognized for his help as the Voice of the Dragon Games – a role he will need to maintain in coming years “no matter where he is”!
 - A special video presentation was shown highlighting the DEC staff, students and activities and recognizing their fearless leader – Joyce Keohane.

VI. PUBLIC COMMENTS

There were no public comments.

VII. APPROVAL OF AGENDA

Recommendation: It is recommended that the Collierville Schools Board of Education approve the agenda for the May 23, 2019 Board Business Meeting.

Wright Cox made the motion to approve the agenda for the May 23, 2019 Board Business Meeting. The motion was seconded by Wanda Chism and unanimously approved by the board.

Wanda Chism	Yes
Wright Cox	Yes
Mark Hansen	Absent
Frank Warren	Yes
Kevin Vaughan	Yes

VIII. BUSINESS AFFAIRS

- **Approval of the Minutes for the April 25, 2019 Board Business Meeting**

Wright Cox made the motion to approve the minutes for the April 25, 2019 Board Business Meeting with the correction of stating: Kevin Vaughn did approve the charter school vote “Once the law was changed to indicate all charter school applications would be reviewed by the local LEA before they could appeal to the charter authorization”. The motion was seconded by Wanda Chism and unanimously approved by the board.

Wanda Chism	Yes
Wright Cox	Yes
Mark Hansen	Absent
Frank Warren	Yes
Kevin Vaughan	Yes

- **Approval of the April 2018-2019 Monthly Financial Statements**

Wanda Chism made the motion to approve the April 2018-2019 Monthly Financial Statements as presented. The motion was seconded by Wright Cox and unanimously approved by the board.

Wanda Chism	Yes
Wright Cox	Yes
Mark Hansen	Absent
Frank Warren	Yes
Kevin Vaughan	Yes

IX. REPORTS

Vice-Chairman's Report

Vice-Chairman Vaughan reported on the following:

- He looked back over the last five years of our school system – we had the right people in the right places.
- The board has interviewed five highly qualified candidates from three states. One has been identified as the candidate of their choice. The final decision and announcement will be forthcoming in the next few weeks.

Superintendent's Report

Superintendent Aitken reported on the following:

- Mr. Aitken thanked everyone for the recognition and ceremony of honoring him tonight.
- He also thanked the DEC Team.
- The last day of school is tomorrow – May 24th.

- Extended School Year starts next Tuesday, May 28th.
- The June meetings will see budget amendments to reflect funding updates.
- The new principal at Collierville High School will be Mr. Roger Jones.
- The interim principal at Collierville Middle School will be Ms. Anita Swindle.
- The schools and administrative offices will be closed on Monday for Memorial Day. Remember those who sacrificed their lives to protect us.

X. BUSINESS ITEMS FOR APPROVAL

A. Approval of the Painting Project Bid FY190017 at Sycamore Elementary School be Awarded to R.A. Sharp Construction in the amount of \$150,766.00

Motion Passed: Wright Cox made the motion to approve the Painting Project Bid FY190017 at Sycamore Elementary School be Awarded to R.A. Sharp Construction. The motion was seconded by Wanda Chism and unanimously approved by the board.

Wanda Chism	Yes
Wright Cox	Yes
Mark Hansen	Absent
Frank Warren	Yes
Kevin Vaughan	Yes

B. Approval of the Roofing Project Bid FY190021 at West Collierville Middle School be Awarded to Dakota Corporation dba Jessie Bryant Roofing in the amount of \$1,560,000.00

Motion Passed: Frank Warren made the motion to approve the Roofing Project Bid FY190021 at West Collierville Middle School be Awarded to Dakota Corporation dba Jessie Bryant Roofing in the amount of \$1,560,000.00. The motion was seconded by Wanda Chism and unanimously approved by the board.

Wanda Chism	Yes
Wright Cox	Yes
Mark Hansen	Absent
Frank Warren	Yes
Kevin Vaughan	Yes

C. Approval of the Board Meeting Calendar for July 2019 through December 2019

Motion Passed: Wanda Chism made the motion to approve the Board Meeting Calendar for July 2019 through December 2019, having meetings on the 2nd and 4th Tuesday of the month. The motion was seconded by Wright Cox and unanimously approved by the board.

Wanda Chism	Yes
Wright Cox	Yes
Mark Hansen	Absent
Frank Warren	Yes
Kevin Vaughan	Yes

D. Approval of the 2019-2020 Collierville Schools Elementary, Middle and High School Fees

Motion Passed: Wright Cox made the motion to approve the 2019-2020 Collierville Schools Elementary, Middle and High School Fees. The motion was seconded by Wanda Chism and unanimously approved by the board.

Wanda Chism	Yes
Wright Cox	Yes
Mark Hansen	Absent



Frank Warren	Yes
Kevin Vaughan	Yes

E. Approval of the 2018-2019 Superintendent Evaluation Instrument

Motion Passed: Wanda Chism made the motion to approve the 2018-2019 Superintendent Evaluation Instrument. The motion was seconded by Wright Cox and unanimously approved by the board.

Wanda Chism	Yes
Wright Cox	Yes
Mark Hansen	Absent
Frank Warren	Yes
Kevin Vaughan	Yes

XI. NEW BUSINESS ITEMS FOR APPROVAL

A. Approval of the 2019-2020 School Nutrition Inter-Local Agreement

Motion Passed: Wright Cox made the motion to approve the 2019-2020 School Nutrition Inter-Local Agreement. The motion was seconded by Wanda Chism and unanimously approved by the board.

Wanda Chism	Yes
Wright Cox	Yes
Mark Hansen	Absent
Frank Warren	Yes
Kevin Vaughan	Yes

XII. ADJOURNMENT

With no further comments or objections, the meeting was adjourned at 7:15 p.m.

J. Mark Hansen, Chairman

John S. Aitken, Superintendent



**Minutes of the Special Called Board Business Meeting
May 30, 2019 @ 5:30 p.m.
Collierville High School Community Room
11605 East Shelby Drive**

Mr. Mark Hansen, Chairman
Mr. Kevin Vaughan, Vice-Chairman
Ms. Wanda Chism
Mr. Wright Cox
Mr. Frank Warren

I. CALL TO ORDER

The Collierville Schools Special Called Business Meeting was called to order by Board Chairman Mark Hansen at 5:30 p.m.

II. ROLL CALL

Roll call was taken by Board Chairman Mark Hansen and all five of the board members were present, representing a quorum.

III. APPROVAL OF AGENDA

Recommendation: It is recommended that the Collierville Schools Board of Education approve the agenda for the May 30, 2019 Special Called Board Business Meeting.

Wright Cox made the motion to approve the agenda for the May 30, 2019 Special Called Board Business Meeting. The motion was seconded by Frank Warren and unanimously approved by the board.

Wanda Chism	Yes
Wright Cox	Yes
Mark Hansen	Yes
Frank Warren	Yes
Kevin Vaughan	Yes

IV. BUSINESS ITEMS FOR APPROVAL

A. Approval of Resolution 2018-13 to Appoint Dr. Gary Lilly as the Superintendent (Director of Schools) and Authorizing the Chair and Board Attorney to Negotiate and Recommend an Employment Agreement for the Board's Approval

Motion Passed: Kevin Vaughan made the motion to approve Resolution 2018-13 to appoint Dr. Gary Lilly as the Superintendent (Director of Schools) of the Collierville Schools, and that the Board Chair and Board Attorney are directed to negotiate a final employment agreement with Dr. Lilly, and



to bring that employment agreement to the Board of Education for approval. The motion was seconded by Wanda Chism and unanimously approved by the board

Wanda Chism	Yes
Wright Cox	Yes
Mark Hansen	Yes
Frank Warren	Yes
Kevin Vaughan	Yes

V. ADJOURNMENT

With no further comments or objections, the meeting was adjourned at 5:48 p.m.

J. Mark Hansen, Chairman

John S. Aitken, Superintendent



**Minutes of the Special Called Board Business Meeting
June 13, 2019 @ 5:30 p.m.
Collierville High School Community Room
11605 East Shelby Drive**

Mr. Mark Hansen, Chairman
Mr. Kevin Vaughan, Vice-Chairman
Ms. Wanda Chism
Mr. Wright Cox
Mr. Frank Warren

I. CALL TO ORDER

The Collierville Schools Special Called Business Meeting was called to order by Board Chairman Mark Hansen at 5:30 p.m.

II. ROLL CALL

Roll call was taken by Board Chairman Mark Hansen and all five of the board members were present, representing a quorum.

III. APPROVAL OF AGENDA

Recommendation: It is recommended that the Collierville Schools Board of Education approve the agenda for the June 13, 2019 Special Called Board Business Meeting.

Wright Cox made the motion to approve the agenda for the June 13, 2019 Special Called Board Business Meeting. The motion was seconded by Wanda Chism and unanimously approved by the board.

Wanda Chism	Yes
Wright Cox	Yes
Mark Hansen	Yes
Frank Warren	Yes
Kevin Vaughan	Yes

IV. BUSINESS ITEMS FOR APPROVAL

A. Approval of Dr. Gary Lilly's Contract as the Superintendent of Collierville Schools

Below is a summary of the employment contract:

- Term of the Agreement: Initial Term of 4 years, with 2 one-year extensions
- Contract start date is: July 1, 2019 through June 30, 2023, the Contract shall automatically be renewed for two (2) 1-year terms, unless terminated as per the terms of this Contract
- Base salary: \$180,000



COLLIERVILLE SCHOOLS

SCHOLARSHIP · INTEGRITY · SERVICE

- The Superintendent will be eligible for an annual Performance Bonus in the amount of \$15,000.00
- The Superintendent will participate in the District's health insurance plan on the same basis as other administrators and will participate in the appropriate State pension/retirement system
- The District will provide up to an amount of \$10,000.00 for moving expenses

Motion Passed: Kevin Vaughan made the motion to approve Dr. Gary Lilly's Contract as the Superintendent of Collierville Schools. The motion was seconded by Wanda Chism and unanimously approved by the board.

Wanda Chism	Yes
Wright Cox	Yes
Mark Hansen	Yes
Frank Warren	Yes
Kevin Vaughan	Yes

V. ADJOURNMENT

With no further comments or objections, the meeting was adjourned at 5:44 p.m.

J. Mark Hansen, Chairman

John S. Aitken, Superintendent



COLLIERVILLE SCHOOLS

SCHOLARSHIP · INTEGRITY · SERVICE

MONTHLY FINANCIAL REPORT

MAY

2018-2019

GENERAL FUND

SCHOOL NUTRITION

FEDERAL PROGRAMS

DISCRETIONARY GRANTS

C. I. P.

**GENERAL FUND
REVENUE**

COLLIERVILLE SCHOOLS

REVENUE BY FUNC

BATCH QUEUE ID 432426

FOR MAY, 2019

FUNCTION 1ST 2: 40 -

Page: 1 of 7

06/12/2019

12:32:34 PM

Report Code: BAT_GL_TEMPLATE

FUNCTION	DESCRIPTION	BUDGET AMOUNT	ADJUSTED BUDGET	CURRENT ACTIVITY	YTD ACTIVITY	ENCUMBRANCE	REQUISITION	UNENCUMBERED BALANCE	PERCENT ENCMBRD
40110	Current Property Tax	22,402,862.00	22,402,862.00	110,559.39	21,688,614.67	0.00	0.00	714,247.33	97
40120	Trustee's Collection - Prior Years	517,552.00	517,552.00	3,638.57	338,111.48	0.00	0.00	179,440.52	65
40130	Clerk & Master/Circuit Court - Prior Years	310,019.00	310,019.00	17,940.79	173,674.01	0.00	0.00	136,344.99	56
40150	Pickup Taxes	1,728,680.00	1,728,680.00	1,214.86	1,529,010.59	0.00	0.00	199,669.41	88
40162	Payments in Lieu of Taxes - Local Utilities	184,501.00	248,235.00	0.00	222,391.23	0.00	0.00	25,843.77	90
40163	Payments in Lieu of Taxes - Other	280,133.00	280,133.00	520.37	180,235.92	0.00	0.00	99,897.08	64
40210	Local Option Sales Taxes	10,221,119.00	10,221,119.00	984,456.43	8,932,934.55	0.00	0.00	1,288,184.45	87
40240	Wheel Tax	1,450,604.00	1,450,604.00	227,571.47	1,383,568.52	0.00	0.00	67,035.48	95
40270	Business Tax	3,186.00	3,186.00	252.01	2,659.72	0.00	0.00	526.28	83
40275	Mixed Drink Tax	225,503.00	225,503.00	22,949.79	212,039.78	0.00	0.00	13,463.22	94
40390	Municipal Tax	2,712,435.00	2,529,888.00	210,823.93	2,319,063.23	0.00	0.00	210,824.77	92
TOTALS:	Function: 40 -	40,036,594.00	39,917,781.00	1,579,927.61	36,982,303.70	0.00	0.00	2,935,477.30	93

COLLIERVILLE SCHOOLS

REVENUE BY FUNC

BATCH QUEUE ID 432426

FOR MAY, 2019

FUNCTION 1ST 2: 43 - CHARGES FOR CURRENT SERVICES

Page: 2 of 7

06/12/2019

12:32:34 PM

Report Code: BAT_GL_TEMPLATE

FUNCTION	DESCRIPTION	BUDGET AMOUNT	ADJUSTED BUDGET	CURRENT ACTIVITY	YTD ACTIVITY	ENCUMBRANCE	REQUISITION	UNENCUMBERED BALANCE	PERCENT ENCMBRD
43513	Tuition - Summer School	35,000.00	35,000.00	0.00	0.00	0.00	0.00	35,000.00	0
43515	Tuition - Other State Systems	444,400.00	254,000.00	0.00	253,333.90	0.00	0.00	666.10	100
43990	Other Charges for Services	380,000.00	508,821.00	65,334.75	479,393.41	0.00	0.00	29,427.59	94
43991	Other Charges for Svcs - Shared Svcs	506,887.00	606,887.00	50,722.35	543,150.21	0.00	0.00	63,736.79	89
TOTALS:	Function: 43 - Charges for Current Services	1,366,287.00	1,404,708.00	116,057.10	1,275,877.52	0.00	0.00	128,830.48	91

COLLIERVILLE SCHOOLS

REVENUE BY FUNC

Report Code: BAT_GL_TEMPLATE

BATCH QUEUE ID 432426

FOR MAY, 2019

FUNCTION 1ST 2: 44 -

FUNCTION	DESCRIPTION	BUDGET AMOUNT	ADJUSTED BUDGET	CURRENT ACTIVITY	YTD ACTIVITY	ENCUMBRANCE	REQUISITION	UNENCUMBERED BALANCE	PERCENT ENCMBRD
44110	Investment Income	0.00	83,000.00	12,152.79	60,823.36	0.00	0.00	22,176.64	73
44120	Lease/Rentals	2,000.00	44,000.00	37,530.06	37,530.06	0.00	0.00	6,469.94	85
44130	Laptop Insurance	5,250.00	0.00	0.00	0.00	0.00	0.00	0.00	0
44170	Miscellaneous Refunds	314,932.00	347,678.00	50,389.46	305,602.05	0.00	0.00	42,075.95	88
44171	Tech Replacement Fees	0.00	7,000.00	100.00	6,602.65	0.00	0.00	397.35	94
44174	DEVICE FEES	0.00	234,000.00	25.00	232,893.64	0.00	0.00	1,106.36	100
44175	Donations from Sponsors	0.00	6,000.00	0.00	6,000.00	0.00	0.00	0.00	100
44520	Insurance Recovery	0.00	39,750.00	0.00	37,136.00	0.00	0.00	2,614.00	93
44560	Damages Recovered from Individuals	6,000.00	6,000.00	455.00	3,068.00	0.00	0.00	2,932.00	51
44990	Other Local Revenue	254,000.00	4,000.00	0.00	2,952.75	0.00	0.00	1,047.25	74
44991	Dragon Games Donations	0.00	2,560.00	300.00	2,560.00	0.00	0.00	0.00	100
TOTALS:	Function: 44 -	582,182.00	773,988.00	100,952.31	695,168.51	0.00	0.00	78,819.49	90

COLLIERVILLE SCHOOLS

REVENUE BY FUNC

Report Code: BAT_GL_TEMPLATE

BATCH QUEUE ID 432426

FOR MAY, 2019

FUNCTION 1ST 2: 46 -

FUNCTION	DESCRIPTION	BUDGET AMOUNT	ADJUSTED BUDGET	CURRENT ACTIVITY	YTD ACTIVITY	ENCUMBRANCE	REQUISITION	UNENCUMBERED BALANCE	PERCENT ENCMBRD
46511	Basic Education Program	41,595,834.00	43,205,991.00	0.00	38,330,900.00	0.00	0.00	4,875,091.00	89
46590	Other State Education Funds	25,000.00	250.00	0.00	182.50	0.00	0.00	67.50	73
46610	Career Ladder Program	175,000.00	175,000.00	80,314.80	161,140.48	0.00	0.00	13,859.52	92
TOTALS:	Function: 46 -	41,795,834.00	43,381,241.00	80,314.80	38,492,222.98	0.00	0.00	4,889,018.02	89

COLLIERVILLE SCHOOLS

REVENUE BY FUNC

BATCH QUEUE ID 432426

FOR MAY, 2019

FUNCTION 1ST 2: 49 -

Page: 5 of 7

06/12/2019

12:32:34 PM

Report Code: BAT_GL_TEMPLATE

FUNCTION	DESCRIPTION	BUDGET AMOUNT	ADJUSTED BUDGET	CURRENT ACTIVITY	YTD ACTIVITY	ENCUMBRANCE	REQUISITION	UNENCUMBERED BALANCE	PERCENT ENCMBRD
49800	Transfers In	79,000.00	120,000.00	12,018.02	89,214.26	0.00	0.00	30,785.74	74
TOTALS:	Function: 49 -	79,000.00	120,000.00	12,018.02	89,214.26	0.00	0.00	30,785.74	74

COLLIERVILLE SCHOOLS

REVENUE BY FUNC

BATCH QUEUE ID 432426

Page: 6 of 7

06/12/2019

12:32:34 PM

Report Code: BAT_GL_TEMPLATE

	BUDGET AMOUNT	ADJUSTED BUDGET	CURRENT ACTIVITY	YTD ACTIVITY	ENCUMBRANCE	REQUISITION	UNENCUMBERED BALANCE	PERCENT ENCMBRD
GRAND TOTAL:	83,859,897.00	85,597,718.00	1,889,269.84	77,534,786.97	0.00	0.00	8,062,931.03	91

**GENERAL FUND
EXPENDITURES**

COLLIERVILLE SCHOOLS

EXPENSES BY FUNCTION

Page: 1 of 24

06/12/2019

12:33:36 PM

Report Code: BAT_GL_TEMPLATE

BATCH QUEUE ID 432427

FOR MAY, 2019

FUNCTION : 71100 - REGULAR INSTRUCTION PROGRAM

OBJECT	DESCRIPTION	BUDGET AMOUNT	ADJUSTED BUDGET	CURRENT ACTIVITY	YTD ACTIVITY	ENCUMBRANCE	REQUISITION	UNENCUMBERED BALANCE	PERCENT ENCMBRD
11600	Teachers	29,462,031.00	28,410,766.00	2,487,992.37	23,640,279.24	0.00	0.00	4,770,486.76	83
11700	Career Ladder	107,000.00	103,000.00	41,500.00	83,000.00	0.00	0.00	20,000.00	81
12700	Career Ladder Extended Contracts	54,000.00	54,000.00	41,539.17	41,539.17	0.00	0.00	12,460.83	77
12800	Homebound Teachers	20,000.00	34,000.00	6,812.34	30,550.85	0.00	0.00	3,449.15	90
16300	Educational Assistants	816,836.00	836,836.00	87,014.09	788,549.95	0.00	0.00	48,286.05	94
18900	Other Salaries & Wages	160,000.00	0.00	0.00	0.00	0.00	0.00	0.00	0
19500	Sub Teachers-Certified	0.00	6,000.00	997.50	3,800.00	0.00	0.00	2,200.00	63
19800	Sub Teachers-Non-Certified	0.00	2,500.00	1,140.00	1,425.00	0.00	0.00	1,075.00	57
20100	Social Security	1,887,272.00	1,887,272.00	155,090.18	1,427,356.33	0.00	0.00	459,915.67	76
20400	State Retirement	3,174,290.00	3,054,290.00	255,430.18	2,370,682.28	0.00	0.00	683,607.72	78
20600	Life Insurance	115,270.00	115,270.00	8,659.52	82,398.90	0.00	0.00	32,871.10	71
20700	Medical Insurance	2,873,386.00	3,273,386.00	320,982.55	3,034,191.69	0.00	0.00	239,194.31	93
21200	Employer Medicare	441,378.00	441,378.00	36,270.97	333,815.87	0.00	0.00	107,562.13	76
21700	Retirement - Hybrid Stabilization	0.00	120,000.00	13,141.57	109,038.69	0.00	0.00	10,961.31	91
33000	Operating Lease Payments	0.00	2,626,232.00	0.00	2,621,572.41	0.00	0.00	4,659.59	100
33600	Maint & Repair-Equipment	5,000.00	5,000.00	0.00	5,000.00	0.00	0.00	0.00	100
39900	Other Contracted Services	703,000.00	753,000.00	59,450.04	629,123.58	0.00	0.00	123,876.42	84
42900	Instructional Supplies & Materials	707,445.00	707,445.00	78,620.70	706,916.65	100.00	0.00	428.35	100
43000	Textbooks (Electronic)	300,000.00	298,000.00	24,514.35	105,686.84	0.00	0.00	192,313.16	35
44900	Textbooks	150,000.00	152,000.00	130,105.00	150,933.20	0.00	0.00	1,066.80	99
49900	Other Supplies & Materials	25,000.00	25,000.00	0.00	23,547.00	0.00	0.00	1,453.00	94
59900	Other Charges	135,000.00	135,000.00	59,345.00	134,345.00	0.00	0.00	655.00	100
59901	Other Charges - Graduation Costs	4,000.00	4,000.00	0.00	0.00	0.00	0.00	4,000.00	0
59902	Other Charges - Summer School	40,000.00	40,000.00	0.00	0.00	0.00	0.00	40,000.00	0
72200	Reg Inst Equipment	445,000.00	670,000.00	198,818.12	605,738.09	15,517.00	0.00	48,744.91	93
72217	Reg Inst Equipment (Reimbursed)	380,000.00	578,821.00	32,895.80	466,238.83	22,618.79	0.00	89,963.38	84
TOTALS:	Function: 71100 - Regular Instruction Program	42,005,908.00	44,333,196.00	4,040,319.45	37,395,729.57	38,235.79	0.00	6,899,230.64	84

COLLIERVILLE SCHOOLS

EXPENSES BY FUNCTION

Page: 2 of 24

06/12/2019

12:33:36 PM

Report Code: BAT_GL_TEMPLATE

BATCH QUEUE ID 432427

FOR MAY, 2019

FUNCTION : 71150 - ALTERNATIVE INSTRUCTION PROGRAM

OBJECT	DESCRIPTION	BUDGET AMOUNT	ADJUSTED BUDGET	CURRENT ACTIVITY	YTD ACTIVITY	ENCUMBRANCE	REQUISITION	UNENCUMBERED BALANCE	PERCENT ENCMBRD
11600	Teachers	117,668.00	117,668.00	0.00	1,740.00	0.00	0.00	115,928.00	1
16300	Educational Assistants	22,025.00	22,025.00	2,249.10	20,456.10	0.00	0.00	1,568.90	93
20100	Social Security	8,661.00	8,661.00	133.74	1,219.79	0.00	0.00	7,441.21	14
20400	State Retirement	14,612.00	14,112.00	157.89	1,450.88	0.00	0.00	12,661.12	10
20600	Life Insurance	400.00	400.00	6.60	56.10	0.00	0.00	343.90	14
20700	Medical Insurance	9,518.00	9,518.00	0.00	0.00	0.00	0.00	9,518.00	0
21200	Employer Medicare	2,026.00	2,026.00	31.28	310.50	0.00	0.00	1,715.50	15
21700	Retirement - Hybrid Stabilization	0.00	500.00	44.54	390.24	0.00	0.00	109.76	78
39900	Other Contracted Services	12,000.00	12,000.00	51.00	11,751.00	0.00	0.00	249.00	98
42900	Instructional Supplies & Materials	5,000.00	5,000.00	0.00	64.00	0.00	0.00	4,936.00	1
49900	Other Supplies & Materials	1,500.00	1,500.00	709.39	1,452.00	0.00	0.00	48.00	97
59900	Other Charges	2,000.00	2,000.00	0.00	201.30	0.00	0.00	1,798.70	10
79000	Other Equipment	40,000.00	34,000.00	307.46	3,506.95	0.00	0.00	30,493.05	10
TOTALS:	Function: 71150 - Alternative Instruction Program	235,410.00	229,410.00	3,691.00	42,598.86	0.00	0.00	186,811.14	19

COLLIERVILLE SCHOOLS

EXPENSES BY FUNCTION

Page: 3 of 24

06/12/2019

12:33:36 PM

Report Code: BAT_GL_TEMPLATE

BATCH QUEUE ID 432427

FOR MAY, 2019

FUNCTION : 71200 - SPECIAL EDUCATION PROGRAM

OBJECT	DESCRIPTION	BUDGET AMOUNT	ADJUSTED BUDGET	CURRENT ACTIVITY	YTD ACTIVITY	ENCUMBRANCE	REQUISITION	UNENCUMBERED BALANCE	PERCENT ENCMBRD
11600	Teachers	2,876,418.00	2,722,418.00	232,525.57	2,366,656.45	0.00	0.00	355,761.55	87
11700	Career Ladder	7,000.00	7,000.00	3,500.00	7,000.00	0.00	0.00	0.00	100
12800	Homebound Teachers	82,919.00	2,919.00	0.00	0.00	0.00	0.00	2,919.00	0
16300	Educational Assistants	1,335,957.00	1,425,957.00	141,874.20	1,272,957.13	0.00	0.00	152,999.87	89
17100	Speech Pathologist	597,913.00	527,913.00	41,858.65	409,898.86	0.00	0.00	118,014.14	78
19500	Sub Teachers-Certified	0.00	10,000.00	1,377.50	8,344.20	0.00	0.00	1,655.80	83
19800	Sub Teachers-Non-Certified	0.00	14,000.00	3,040.00	10,734.98	0.00	0.00	3,265.02	77
20100	Social Security	303,813.00	303,813.00	24,356.03	234,008.33	0.00	0.00	69,804.67	77
20400	State Retirement	496,664.00	446,664.00	35,412.64	346,565.27	0.00	0.00	100,098.73	78
20600	Life Insurance	17,750.00	17,750.00	1,398.09	13,337.97	0.00	0.00	4,412.03	75
20700	Medical Insurance	423,000.00	613,000.00	62,226.39	577,150.97	0.00	0.00	35,849.03	94
21200	Employer Medicare	71,053.00	71,053.00	5,696.11	54,727.43	0.00	0.00	16,325.57	77
21700	Retirement - Hybrid Stabilization	0.00	50,000.00	4,649.44	40,922.02	0.00	0.00	9,077.98	82
31200	Contracts w Private Agencies	31,500.00	31,500.00	0.00	0.00	0.00	0.00	31,500.00	0
33600	Maint & Repair-Equipment	15,000.00	15,000.00	471.60	5,467.48	0.00	0.00	9,532.52	36
39900	Other Contracted Services	150,000.00	170,000.00	21,909.49	121,448.17	0.00	0.00	48,551.83	71
42900	Instructional Supplies & Materials	69,650.00	69,650.00	1,728.34	65,390.10	836.57	0.00	3,423.33	95
49900	Other Supplies & Materials	30,000.00	30,000.00	2,640.30	11,101.96	0.00	0.00	18,898.04	37
72500	Special Education Equipment	115,000.00	115,000.00	17,638.35	65,620.32	10,782.00	0.00	38,597.68	66
TOTALS:	Function: 71200 - Special Education Program	6,623,637.00	6,643,637.00	602,302.70	5,611,331.64	11,618.57	0.00	1,020,686.79	85

COLLIERVILLE SCHOOLS

EXPENSES BY FUNCTION

Page: 4 of 24

06/12/2019

12:33:36 PM

Report Code: BAT_GL_TEMPLATE

BATCH QUEUE ID 432427

FOR MAY, 2019

FUNCTION : 71300 - VOCATIONAL EDUCATION PROGRAM

OBJECT	DESCRIPTION	BUDGET AMOUNT	ADJUSTED BUDGET	CURRENT ACTIVITY	YTD ACTIVITY	ENCUMBRANCE	REQUISITION	UNENCUMBERED BALANCE	PERCENT ENCMBRD
11600	Teachers	758,185.00	758,185.00	58,133.96	594,809.55	0.00	0.00	163,375.45	78
11700	Career Ladder	2,000.00	2,000.00	0.00	0.00	0.00	0.00	2,000.00	0
20100	Social Security	47,131.00	47,131.00	3,357.14	34,398.97	0.00	0.00	12,732.03	73
20400	State Retirement	79,515.00	71,515.00	5,526.58	57,130.03	0.00	0.00	14,384.97	80
20600	Life Insurance	3,400.00	3,400.00	210.38	2,033.27	0.00	0.00	1,366.73	60
20700	Medical Insurance	84,658.00	88,658.00	8,368.40	83,036.98	0.00	0.00	5,621.02	94
21200	Employer Medicare	11,023.00	11,023.00	785.10	8,044.63	0.00	0.00	2,978.37	73
21700	Retirement - Hybrid Stabilization	0.00	4,000.00	324.36	2,877.33	0.00	0.00	1,122.67	72
33600	Maint & Repair-Equipment	4,300.00	4,300.00	0.00	379.20	0.00	0.00	3,920.80	9
42900	Instructional Supplies & Materials	8,600.00	8,600.00	0.00	8,600.00	0.00	0.00	0.00	100
44900	Textbooks	12,000.00	12,000.00	9,857.00	9,857.00	0.00	0.00	2,143.00	82
49900	Other Supplies & Materials	5,000.00	5,000.00	0.00	0.00	0.00	0.00	5,000.00	0
73000	Vocational Equipment	11,000.00	11,000.00	0.00	0.00	0.00	0.00	11,000.00	0
TOTALS:	Function: 71300 - Vocational Education Program	1,026,812.00	1,026,812.00	86,562.92	801,166.96	0.00	0.00	225,645.04	78

COLLIERVILLE SCHOOLS

EXPENSES BY FUNCTION

Page: 5 of 24

06/12/2019

12:33:36 PM

Report Code: BAT_GL_TEMPLATE

BATCH QUEUE ID 432427

FOR MAY, 2019

FUNCTION : 72110 - ATTENDANCE

OBJECT	DESCRIPTION	BUDGET AMOUNT	ADJUSTED BUDGET	CURRENT ACTIVITY	YTD ACTIVITY	ENCUMBRANCE	REQUISITION	UNENCUMBERED BALANCE	PERCENT ENCMBRD
10500	Supervisor/Director	301,638.00	301,638.00	25,136.50	260,724.15	0.00	0.00	40,913.85	86
16100	Secretary(s)	50,027.00	50,027.00	4,168.91	44,007.09	0.00	0.00	6,019.91	88
16200	Clerical Personnel	41,309.00	41,309.00	3,442.40	36,754.24	0.00	0.00	4,554.76	89
18900	Other Salaries & Wages	82,919.00	82,919.00	6,909.91	73,936.11	0.00	0.00	8,982.89	89
20100	Social Security	29,505.00	29,505.00	2,318.79	24,409.97	0.00	0.00	5,095.03	83
20400	State Retirement	48,692.00	48,592.00	4,054.61	42,483.47	0.00	0.00	6,108.53	87
20600	Life Insurance	1,428.00	1,528.00	143.28	1,361.16	0.00	0.00	166.84	89
20700	Medical Insurance	48,175.00	48,175.00	4,803.32	45,631.54	0.00	0.00	2,543.46	95
21200	Employer Medicare	6,900.00	6,900.00	542.31	5,708.88	0.00	0.00	1,191.12	83
35500	Travel	1,000.00	1,000.00	13.63	41.70	0.00	0.00	958.30	4
39900	Other Contracted Services	68,083.00	66,583.00	5,256.85	53,238.00	0.00	0.00	13,345.00	80
49900	Other Supplies & Materials	1,500.00	1,500.00	299.40	1,199.31	0.00	0.00	300.69	80
52400	In-Service/Staff Development	7,500.00	9,000.00	0.00	6,662.92	0.00	0.00	2,337.08	74
59900	Other Charges	500.00	500.00	0.00	0.00	0.00	0.00	500.00	0
70400	Attendance Equipment	6,500.00	6,500.00	0.00	5,882.98	0.00	0.00	617.02	91
TOTALS:	Function: 72110 - Attendance	695,676.00	695,676.00	57,089.91	602,041.52	0.00	0.00	93,634.48	87

COLLIERVILLE SCHOOLS

EXPENSES BY FUNCTION

BATCH QUEUE ID 432427

FOR MAY, 2019

FUNCTION : 72120 - HEALTH SERVICES

Page: 6 of 24

06/12/2019

12:33:36 PM

Report Code: BAT_GL_TEMPLATE

OBJECT	DESCRIPTION	BUDGET AMOUNT	ADJUSTED BUDGET	CURRENT ACTIVITY	YTD ACTIVITY	ENCUMBRANCE	REQUISITION	UNENCUMBERED BALANCE	PERCENT ENCMBRD
13100	Medical Personnel	587,064.00	587,064.00	47,367.78	493,399.58	0.00	0.00	93,664.42	84
18900	Other Salaries & Wages	278,519.00	278,519.00	25,803.87	259,474.86	0.00	0.00	19,044.14	93
20100	Social Security	53,666.00	53,666.00	4,050.64	42,138.13	0.00	0.00	11,527.87	79
20400	State Retirement	87,226.00	65,226.00	5,650.94	58,458.67	0.00	0.00	6,767.33	90
20600	Life Insurance	2,148.00	2,548.00	228.02	2,312.97	0.00	0.00	235.03	91
20700	Medical Insurance	124,550.00	139,550.00	13,899.88	130,265.46	0.00	0.00	9,284.54	93
21200	Employer Medicare	12,551.00	12,551.00	947.34	9,855.02	0.00	0.00	2,695.98	79
21700	Retirement - Hybrid Stabilization	0.00	11,000.00	989.10	9,573.63	0.00	0.00	1,426.37	87
33600	Maint & Repair-Equipment	4,000.00	0.00	0.00	0.00	0.00	0.00	0.00	0
35500	Travel	300.00	300.00	0.00	69.55	0.00	0.00	230.45	23
39900	Other Contracted Services	10,000.00	22,000.00	1,318.51	19,224.46	0.00	0.00	2,775.54	87
49900	Other Supplies & Materials	5,000.00	3,000.00	219.00	1,239.63	0.00	0.00	1,760.37	41
52400	In-Service/Staff Development	6,000.00	6,000.00	815.00	3,907.03	0.00	0.00	2,092.97	65
73500	Health Equipment	17,600.00	14,700.00	0.00	11,957.72	0.00	0.00	2,742.28	81
TOTALS:	Function: 72120 - Health Services	1,188,624.00	1,196,124.00	101,290.08	1,041,876.71	0.00	0.00	154,247.29	87

COLLIERVILLE SCHOOLS

EXPENSES BY FUNCTION

Page: 7 of 24

06/12/2019

12:33:36 PM

Report Code: BAT_GL_TEMPLATE

BATCH QUEUE ID 432427

FOR MAY, 2019

FUNCTION : 72130 - OTHER STUDENT SUPPORT

OBJECT	DESCRIPTION	BUDGET AMOUNT	ADJUSTED BUDGET	CURRENT ACTIVITY	YTD ACTIVITY	ENCUMBRANCE	REQUISITION	UNENCUMBERED BALANCE	PERCENT ENCMBRD
12300	Guidance Personnel	1,549,246.00	1,549,246.00	127,867.73	1,294,520.40	0.00	0.00	254,725.60	84
13000	Social Workers	53,617.00	53,617.00	4,468.09	44,680.82	0.00	0.00	8,936.18	83
18900	Other Salaries & Wages	70,000.00	91,000.00	25,110.24	67,007.88	0.00	0.00	23,992.12	74
20100	Social Security	103,718.00	103,718.00	9,208.57	82,131.26	0.00	0.00	21,586.74	79
20400	State Retirement	174,981.00	159,981.00	15,801.21	142,654.88	0.00	0.00	17,326.12	89
20600	Life Insurance	4,648.00	4,848.00	481.00	4,551.20	0.00	0.00	296.80	94
20700	Medical Insurance	118,675.00	154,675.00	15,786.51	145,676.64	0.00	0.00	8,998.36	94
21200	Employer Medicare	24,257.00	24,257.00	2,153.64	19,207.95	0.00	0.00	5,049.05	79
21700	Retirement - Hybrid Stabilization	0.00	3,000.00	390.10	2,390.60	0.00	0.00	609.40	80
32200	Evaluation & Testing	45,900.00	45,900.00	5,632.00	44,728.20	0.00	0.00	1,171.80	97
52400	In-Service/Staff Development	10,000.00	10,000.00	0.00	1,956.73	0.00	0.00	8,043.27	20
59900	Other Charges	5,500.00	5,500.00	0.00	4,309.00	0.00	0.00	1,191.00	78
TOTALS:	Function: 72130 - Other Student Support	2,160,542.00	2,205,742.00	206,899.09	1,853,815.56	0.00	0.00	351,926.44	84

COLLIERVILLE SCHOOLS

EXPENSES BY FUNCTION

Page: 8 of 24

06/12/2019

12:33:36 PM

Report Code: BAT_GL_TEMPLATE

BATCH QUEUE ID 432427

FOR MAY, 2019

FUNCTION : 72210 - REGULAR INSTRUCTION PROGRAM SUPPORT

OBJECT	DESCRIPTION	BUDGET AMOUNT	ADJUSTED BUDGET	CURRENT ACTIVITY	YTD ACTIVITY	ENCUMBRANCE	REQUISITION	UNENCUMBERED BALANCE	PERCENT ENCMBRD
10500	Supervisor/Director	484,081.00	484,081.00	38,659.05	384,260.40	0.00	0.00	99,820.60	79
11700	Career Ladder	18,000.00	19,000.00	6,500.00	15,500.00	0.00	0.00	3,500.00	82
12900	Librarian(s)	622,665.00	622,665.00	50,749.41	509,080.66	0.00	0.00	113,584.34	82
13600	Audiovisual Personnel	1,000.00	1,000.00	0.00	0.00	0.00	0.00	1,000.00	0
13700	Education Media Personnel	54,460.00	54,460.00	4,538.33	49,735.72	0.00	0.00	4,724.28	91
16100	Secretary(s)	50,027.00	50,027.00	4,168.91	41,729.81	0.00	0.00	8,297.19	83
18900	Other Salaries & Wages	42,500.00	42,500.00	3,536.37	33,649.81	0.00	0.00	8,850.19	79
19600	In-Service Training	15,000.00	24,000.00	12,381.55	23,301.55	0.00	0.00	698.45	97
20100	Social Security	79,777.00	79,777.00	7,295.27	61,645.27	0.00	0.00	18,131.73	77
20400	State Retirement	133,176.00	133,176.00	12,151.89	99,314.68	0.00	0.00	33,861.32	75
20600	Life Insurance	5,184.00	5,184.00	341.48	3,239.24	0.00	0.00	1,944.76	62
20700	Medical Insurance	102,225.00	97,225.00	7,817.78	71,000.07	0.00	0.00	26,224.93	73
21200	Employer Medicare	18,658.00	18,658.00	1,740.90	14,726.42	0.00	0.00	3,931.58	79
21700	Retirement - Hybrid Stabilization	0.00	4,000.00	394.50	2,504.37	0.00	0.00	1,495.63	63
30700	Communication	15,000.00	15,000.00	356.17	13,232.80	0.00	0.00	1,767.20	88
30800	Consultants	60,000.00	65,000.00	0.00	64,050.00	0.00	0.00	950.00	99
33600	Maint & Repair-Equipment	2,000.00	2,000.00	0.00	0.00	0.00	0.00	2,000.00	0
43200	Library Books/Media	95,000.00	95,000.00	19,276.85	88,665.59	693.00	0.00	5,641.41	94
49900	Other Supplies & Materials	8,800.00	8,800.00	941.53	6,151.15	1,165.46	0.00	1,483.39	83
52400	In-Service/Staff Development	166,000.00	161,000.00	26,949.46	89,373.32	27,400.00	0.00	44,226.68	73
59900	Other Charges	3,200.00	3,200.00	755.32	3,056.67	0.00	0.00	143.33	96
79000	Other Equipment	15,000.00	15,000.00	0.00	14,384.31	0.00	0.00	615.69	96
TOTALS:	Function: 72210 - Regular Instruction Program Support	1,991,753.00	2,000,753.00	198,554.77	1,588,601.84	29,258.46	0.00	382,892.70	81

COLLIERVILLE SCHOOLS

EXPENSES BY FUNCTION

BATCH QUEUE ID 432427

FOR MAY, 2019

FUNCTION : 72215 - ALTERNATIVE INSTRUCTION PROGRAM SUPPORT

Page: 9 of 24

06/12/2019

12:33:36 PM

Report Code: BAT_GL_TEMPLATE

OBJECT	DESCRIPTION	BUDGET AMOUNT	ADJUSTED BUDGET	CURRENT ACTIVITY	YTD ACTIVITY	ENCUMBRANCE	REQUISITION	UNENCUMBERED BALANCE	PERCENT ENCMBRD
52400	In-Service/Staff Development	2,000.00	2,000.00	0.00	0.00	0.00	0.00	2,000.00	0
TOTALS:	Function: 72215 - Alternative Instruction Program Support	2,000.00	2,000.00	0.00	0.00	0.00	0.00	2,000.00	0

COLLIERVILLE SCHOOLS

EXPENSES BY FUNCTION

Page: 10 of 24

06/12/2019

12:33:36 PM

Report Code: BAT_GL_TEMPLATE

BATCH QUEUE ID 432427

FOR MAY, 2019

FUNCTION : 72220 - SPECIAL EDUCATION PROGRAM SUPPORT

OBJECT	DESCRIPTION	BUDGET AMOUNT	ADJUSTED BUDGET	CURRENT ACTIVITY	YTD ACTIVITY	ENCUMBRANCE	REQUISITION	UNENCUMBERED BALANCE	PERCENT ENCMBRD
10500	Supervisor/Director	184,407.00	184,407.00	15,091.71	158,557.88	0.00	0.00	25,849.12	86
11700	Career Ladder	3,000.00	5,000.00	2,000.00	4,000.00	0.00	0.00	1,000.00	80
12400	Psychological Personnel	317,552.00	317,552.00	26,462.66	266,876.68	0.00	0.00	50,675.32	84
16200	Clerical Personnel	344,600.00	344,600.00	31,936.07	320,942.79	0.00	0.00	23,657.21	93
18902	OTPT	299,936.00	299,936.00	25,682.04	245,010.20	0.00	0.00	54,925.80	82
18903	Physical Therapist	73,517.00	73,517.00	6,095.79	60,957.84	0.00	0.00	12,559.16	83
18905	Behavior Learning Coach	70,313.00	70,313.00	5,859.41	62,273.89	0.00	0.00	8,039.11	89
20100	Social Security	80,186.00	80,186.00	6,607.43	65,342.24	0.00	0.00	14,843.76	81
20400	State Retirement	131,181.00	122,381.00	10,188.35	101,402.73	0.00	0.00	20,978.27	83
20600	Life Insurance	3,500.00	4,300.00	388.60	3,702.95	0.00	0.00	597.05	86
20700	Medical Insurance	81,075.00	116,075.00	11,134.14	109,042.52	0.00	0.00	7,032.48	94
21200	Employer Medicare	18,753.00	18,753.00	1,545.31	15,281.59	0.00	0.00	3,471.41	81
21700	Retirement - Hybrid Stabilization	0.00	8,000.00	774.19	6,761.28	0.00	0.00	1,238.72	85
30800	Consultants	20,000.00	10,000.00	1,582.65	1,832.47	0.00	0.00	8,167.53	18
35500	Travel	4,000.00	4,000.00	383.72	2,376.68	0.00	0.00	1,623.32	59
39900	Other Contracted Services	120,000.00	85,000.00	2,055.82	17,125.03	0.00	0.00	67,874.97	20
49900	Other Supplies & Materials	17,000.00	17,000.00	0.00	16,814.25	164.00	0.00	21.75	100
52400	In-Service/Staff Development	37,000.00	47,000.00	1,341.94	38,955.32	0.00	0.00	8,044.68	83
59900	Other Charges	345.00	345.00	0.00	0.00	0.00	0.00	345.00	0
59903	Dragon Games Costs	0.00	2,560.00	1,445.88	1,445.88	934.05	0.00	180.07	93
79000	Other Equipment	10,000.00	10,000.00	0.00	9,242.73	0.00	0.00	757.27	92
TOTALS:	Function: 72220 - Special Education Program Support	1,816,365.00	1,820,925.00	150,575.71	1,507,944.95	1,098.05	0.00	311,882.00	83

COLLIERVILLE SCHOOLS

EXPENSES BY FUNCTION

BATCH QUEUE ID 432427

FOR MAY, 2019

FUNCTION : 72230 - VOCATIONAL EDUCATION PROGRAM SUPPORT

Page: 11 of 24

06/12/2019

12:33:36 PM

Report Code: BAT_GL_TEMPLATE

OBJECT	DESCRIPTION	BUDGET AMOUNT	ADJUSTED BUDGET	CURRENT ACTIVITY	YTD ACTIVITY	ENCUMBRANCE	REQUISITION	UNENCUMBERED BALANCE	PERCENT ENCMBRD
39900	Other Contracted Services	60,470.00	60,502.00	5,039.15	50,391.50	0.00	0.00	10,110.50	83
52400	In-Service/Staff Development	0.00	4,668.00	0.00	4,573.83	0.00	0.00	94.17	98
TOTALS:	Function: 72230 - Vocational Education Program Support	60,470.00	65,170.00	5,039.15	54,965.33	0.00	0.00	10,204.67	84

COLLIERVILLE SCHOOLS

EXPENSES BY FUNCTION

Page: 12 of 24

06/12/2019

12:33:36 PM

Report Code: BAT_GL_TEMPLATE

BATCH QUEUE ID 432427

FOR MAY, 2019

FUNCTION : 72250 - TECHNOLOGY

OBJECT	DESCRIPTION	BUDGET AMOUNT	ADJUSTED BUDGET	CURRENT ACTIVITY	YTD ACTIVITY	ENCUMBRANCE	REQUISITION	UNENCUMBERED BALANCE	PERCENT ENCMBRD
10500	Supervisor/Director	780,311.00	756,311.00	70,645.75	702,252.40	0.00	0.00	54,058.60	93
13800	Instru Computer Personnel	595,547.00	595,547.00	58,628.93	506,039.14	0.00	0.00	89,507.86	85
16200	Clerical Personnel	49,172.00	49,172.00	4,097.67	42,948.59	0.00	0.00	6,223.41	87
18900	Other Salaries & Wages	392,715.00	392,715.00	33,007.50	348,938.83	0.00	0.00	43,776.17	89
20100	Social Security	112,700.00	112,700.00	9,704.15	93,478.34	0.00	0.00	19,221.66	83
20400	State Retirement	184,877.00	175,877.00	15,228.97	147,286.88	0.00	0.00	28,590.12	84
20600	Life Insurance	5,453.00	5,453.00	559.12	5,133.35	0.00	0.00	319.65	94
20700	Medical Insurance	132,775.00	185,775.00	18,015.58	167,777.16	0.00	0.00	17,997.84	90
21200	Employer Medicare	26,357.00	26,357.00	2,269.56	21,862.09	0.00	0.00	4,494.91	83
21700	Retirement - Hybrid Stabilization	0.00	9,000.00	1,026.40	7,897.97	0.00	0.00	1,102.03	88
30700	Communication	112,000.00	108,746.00	5,993.51	72,227.01	0.00	0.00	36,518.99	66
30800	Consultants	51,000.00	75,000.00	0.00	38,814.00	0.00	0.00	36,186.00	52
33000	Operating Lease Payments	2,706,232.00	0.00	0.00	0.00	0.00	0.00	0.00	0
33600	Maint & Repair-Equipment	185,000.00	185,000.00	27,822.40	84,775.97	16,365.42	0.00	83,858.61	55
35000	Internet Connectivity	479,160.00	382,910.00	19,630.82	200,255.26	0.00	0.00	182,654.74	52
35500	Travel	2,000.00	2,000.00	0.00	35.97	0.00	0.00	1,964.03	2
39900	Other Contracted Services	117,370.00	117,370.00	8,780.81	87,808.10	0.00	0.00	29,561.90	75
43500	Office Supplies	3,500.00	3,750.00	728.39	3,146.25	161.94	0.00	441.81	88
47000	Cabling	7,500.00	13,500.00	202.20	6,823.20	6,351.00	0.00	325.80	98
47100	Software	299,766.00	299,766.00	31,914.32	218,750.30	75,024.70	0.00	5,991.00	98
49900	Other Supplies & Materials	7,500.00	7,500.00	0.00	3,370.84	1,360.00	0.00	2,769.16	63
52400	In-Service/Staff Development	64,050.00	64,050.00	1,093.82	24,692.31	615.00	0.00	38,742.69	40
59900	Other Charges	165,067.00	165,067.00	0.00	71,087.35	0.00	0.00	93,979.65	43
70100	Administration Equipment	84,860.00	84,860.00	10,031.00	74,594.03	0.00	0.00	10,265.97	88
79000	Other Equipment	92,800.00	92,800.00	3,718.90	92,800.00	0.00	0.00	0.00	100
79010	Technology Replacement Equipment	0.00	3,254.00	0.00	3,249.86	0.00	0.00	4.14	100
TOTALS:	Function: 72250 - Technology	6,657,712.00	3,914,480.00	323,099.80	3,026,045.20	99,878.06	0.00	788,556.74	80

COLLIERVILLE SCHOOLS

EXPENSES BY FUNCTION

Page: 13 of 24

06/12/2019

12:33:36 PM

Report Code: BAT_GL_TEMPLATE

BATCH QUEUE ID 432427

FOR MAY, 2019

FUNCTION : 72310 - BOARD OF EDUCATION

OBJECT	DESCRIPTION	BUDGET AMOUNT	ADJUSTED BUDGET	CURRENT ACTIVITY	YTD ACTIVITY	ENCUMBRANCE	REQUISITION	UNENCUMBERED BALANCE	PERCENT ENCMBRD
18900	Other Salaries & Wages	12,240.00	12,240.00	1,016.41	11,223.59	0.00	0.00	1,016.41	92
20100	Social Security	759.00	759.00	62.98	695.44	0.00	0.00	63.56	92
20600	Life Insurance	6,000.00	6,000.00	867.04	3,833.69	0.00	0.00	2,166.31	64
20700	Medical Insurance	376,000.00	680,700.00	35,310.74	270,101.07	0.00	0.00	410,598.93	40
21200	Employer Medicare	177.00	177.00	14.74	162.80	0.00	0.00	14.20	92
21500	Contributions for OPEB	150,000.00	150,000.00	0.00	0.00	0.00	0.00	150,000.00	0
30500	Audit Services	53,000.00	63,500.00	10,000.00	63,368.00	0.00	0.00	132.00	100
32000	Dues & Memberships	8,000.00	8,400.00	0.00	8,145.00	0.00	0.00	255.00	97
33100	Legal Services	160,000.00	138,540.00	7,443.00	53,818.00	0.00	0.00	84,722.00	39
39900	Other Contracted Services	8,000.00	8,000.00	0.00	3,000.00	0.00	0.00	5,000.00	38
49900	Other Supplies & Materials	200.00	200.00	0.00	0.00	0.00	0.00	200.00	0
50500	Judgments	90,000.00	54,600.00	0.00	0.00	0.00	0.00	54,600.00	0
50600	Liability Insurance	76,493.00	69,210.00	1,978.00	22,467.00	0.00	0.00	46,743.00	32
50800	Premium on Corporate Surety Bonds	9,000.00	9,000.00	0.00	8,499.00	0.00	0.00	501.00	94
51300	On the Job Injuries	119,500.00	154,164.00	0.00	151,765.01	0.00	0.00	2,398.99	98
52400	In-Service/Staff Development	15,000.00	15,000.00	2,275.00	8,618.88	0.00	0.00	6,381.12	57
59900	Other Charges	524,519.00	524,519.00	672.50	514,640.51	0.00	0.00	9,878.49	98
TOTALS:	Function: 72310 - Board of Education	1,608,888.00	1,895,009.00	59,640.41	1,120,337.99	0.00	0.00	774,671.01	59

COLLIERVILLE SCHOOLS

EXPENSES BY FUNCTION

Page: 14 of 24

06/12/2019

12:33:36 PM

Report Code: BAT_GL_TEMPLATE

BATCH QUEUE ID 432427

FOR MAY, 2019

FUNCTION : 72320 - DIRECTOR OF SCHOOLS

OBJECT	DESCRIPTION	BUDGET AMOUNT	ADJUSTED BUDGET	CURRENT ACTIVITY	YTD ACTIVITY	ENCUMBRANCE	REQUISITION	UNENCUMBERED BALANCE	PERCENT ENCMBRD
10100	County Official/Administrative Officer	207,100.00	207,100.00	16,175.00	161,372.66	0.00	0.00	45,727.34	78
16100	Secretary(s)	59,482.00	59,482.00	4,921.49	49,356.05	0.00	0.00	10,125.95	83
18900	Other Salaries & Wages	15,000.00	30,000.00	0.00	10,000.00	0.00	0.00	20,000.00	33
20100	Social Security	17,458.00	17,458.00	1,285.61	8,347.44	0.00	0.00	9,110.56	48
20400	State Retirement	28,746.00	28,746.00	2,146.16	23,962.35	0.00	0.00	4,783.65	83
20600	Life Insurance	826.00	826.00	56.22	534.09	0.00	0.00	291.91	65
20700	Medical Insurance	29,375.00	29,375.00	2,963.02	26,017.39	0.00	0.00	3,357.61	89
20800	Dental Insurance - Supt	2,000.00	2,000.00	132.78	1,261.41	0.00	0.00	738.59	63
21200	Employer Medicare	3,865.00	3,865.00	300.66	3,170.95	0.00	0.00	694.05	82
29900	Other Fringe Benefits	5,550.00	5,550.00	462.50	5,087.50	0.00	0.00	462.50	92
32000	Dues & Memberships	14,920.00	14,920.00	0.00	9,886.00	0.00	0.00	5,034.00	66
34800	Postal Charges	19,350.00	19,350.00	59.62	3,226.48	0.00	0.00	16,123.52	17
39900	Other Contracted Services	18,000.00	12,050.00	0.00	11,100.00	0.00	0.00	950.00	92
43500	Office Supplies	3,500.00	3,500.00	287.88	2,197.73	0.00	0.00	1,302.27	63
52400	In-Service/Staff Development	8,000.00	8,000.00	370.81	5,933.00	0.00	0.00	2,067.00	74
59900	Other Charges	30,000.00	39,950.00	187.50	31,512.54	0.00	0.00	8,437.46	79
70100	Administration Equipment	2,000.00	2,000.00	0.00	0.00	0.00	0.00	2,000.00	0
TOTALS:	Function: 72320 - Director of Schools	465,172.00	484,172.00	29,349.25	352,965.59	0.00	0.00	131,206.41	73

COLLIERVILLE SCHOOLS

EXPENSES BY FUNCTION

Page: 15 of 24

06/12/2019

12:33:36 PM

Report Code: BAT_GL_TEMPLATE

BATCH QUEUE ID 432427

FOR MAY, 2019

FUNCTION : 72410 - OFFICE OF THE PRINCIPAL

OBJECT	DESCRIPTION	BUDGET AMOUNT	ADJUSTED BUDGET	CURRENT ACTIVITY	YTD ACTIVITY	ENCUMBRANCE	REQUISITION	UNENCUMBERED BALANCE	PERCENT ENCMBRD
10401	Assistant Principals	2,025,640.00	1,939,655.00	162,192.01	1,710,496.92	0.00	0.00	229,158.08	88
10402	Elem/Md Principals	849,918.00	849,918.00	70,826.52	723,295.31	0.00	0.00	126,622.69	85
10403	HIGH SCHOOL PRINCIPAL	205,743.00	114,014.00	9,501.17	87,650.61	0.00	0.00	26,363.39	77
10404	HIGH SCHOOL DEAN	0.00	283,479.00	23,623.27	258,749.48	0.00	0.00	24,729.52	91
11700	Career Ladder	9,000.00	10,000.00	4,000.00	8,000.00	0.00	0.00	2,000.00	80
16100	Secretary(s)	402,419.00	402,419.00	36,977.60	373,073.15	0.00	0.00	29,345.85	93
16200	Clerical Personnel	708,084.00	708,084.00	67,740.78	668,072.95	0.00	0.00	40,011.05	94
18900	Other Salaries & Wages	26,142.00	26,142.00	2,664.24	22,748.04	0.00	0.00	3,393.96	87
20100	Social Security	262,071.00	262,071.00	21,730.44	222,733.82	0.00	0.00	39,337.18	85
20400	State Retirement	426,189.00	416,189.00	36,910.17	381,768.78	0.00	0.00	34,420.22	92
20600	Life Insurance	15,957.00	15,957.00	1,286.56	12,225.86	0.00	0.00	3,731.14	77
20700	Medical Insurance	434,750.00	504,750.00	49,809.42	475,828.37	0.00	0.00	28,921.63	94
21200	Employer Medicare	61,291.00	61,291.00	5,082.08	52,090.47	0.00	0.00	9,200.53	85
21700	Retirement - Hybrid Stabilization	0.00	10,000.00	832.95	7,615.97	0.00	0.00	2,384.03	76
32000	Dues & Memberships	10,000.00	10,000.00	0.00	8,100.00	0.00	0.00	1,900.00	81
35500	Travel	6,705.00	6,705.00	0.00	6,705.00	0.00	0.00	0.00	100
52400	In-Service/Staff Development	40,000.00	40,000.00	0.00	17,431.23	0.00	0.00	22,568.77	44
TOTALS:	Function: 72410 - Office of the Principal	5,483,909.00	5,660,674.00	493,177.21	5,036,585.96	0.00	0.00	624,088.04	89

COLLIERVILLE SCHOOLS

EXPENSES BY FUNCTION

BATCH QUEUE ID 432427

FOR MAY, 2019

FUNCTION : 72510 - FISCAL SERVICES

Page: 16 of 24

06/12/2019

12:33:36 PM

Report Code: BAT_GL_TEMPLATE

OBJECT	DESCRIPTION	BUDGET AMOUNT	ADJUSTED BUDGET	CURRENT ACTIVITY	YTD ACTIVITY	ENCUMBRANCE	REQUISITION	UNENCUMBERED BALANCE	PERCENT ENCMBRD
10500	Supervisor/Director	114,036.00	114,036.00	9,503.00	98,418.04	0.00	0.00	15,617.96	86
11900	Accountants/Bookkeepers	279,256.00	279,256.00	23,188.00	244,460.34	0.00	0.00	34,795.66	88
16100	Secretary(s)	50,027.00	50,027.00	4,168.91	44,572.59	0.00	0.00	5,454.41	89
18900	Other Salaries & Wages	44,570.00	44,570.00	3,714.17	38,839.89	0.00	0.00	5,730.11	87
18906	Business Info Systems Specialist	0.00	4,400.00	499.92	499.92	0.00	0.00	3,900.08	11
20100	Social Security	30,249.00	30,249.00	2,381.30	24,870.37	0.00	0.00	5,378.63	82
20400	State Retirement	45,228.00	43,228.00	3,606.81	36,854.76	0.00	0.00	6,373.24	85
20600	Life Insurance	2,004.00	2,004.00	142.04	1,349.38	0.00	0.00	654.62	67
20700	Medical Insurance	70,500.00	66,100.00	5,904.56	56,093.32	0.00	0.00	10,006.68	85
21200	Employer Medicare	7,074.00	7,074.00	556.92	5,816.47	0.00	0.00	1,257.53	82
21700	Retirement - Hybrid Stabilization	0.00	2,000.00	165.12	1,406.88	0.00	0.00	593.12	70
32000	Dues & Memberships	2,831.00	2,831.00	0.00	1,074.00	0.00	0.00	1,757.00	38
35500	Travel	500.00	500.00	-277.16	470.31	0.00	0.00	29.69	94
39900	Other Contracted Services	338,091.00	338,091.00	20,720.35	286,642.06	157.60	0.00	51,291.34	85
43500	Office Supplies	3,800.00	35,800.00	612.44	33,044.77	221.61	0.00	2,533.62	93
49900	Other Supplies & Materials	5,100.00	5,100.00	565.32	3,500.09	139.00	0.00	1,460.91	71
52400	In-Service/Staff Development	21,200.00	21,200.00	1,594.75	13,037.91	0.00	0.00	8,162.09	61
59900	Other Charges	2,000.00	2,000.00	0.00	27.05	0.00	0.00	1,972.95	1
70100	Administration Equipment	9,200.00	9,200.00	2,720.99	6,627.81	0.00	0.00	2,572.19	72
TOTALS:	Function: 72510 - Fiscal Services	1,025,666.00	1,057,666.00	79,767.44	897,605.96	518.21	0.00	159,541.83	85

COLLIERVILLE SCHOOLS

EXPENSES BY FUNCTION

Page: 17 of 24

06/12/2019

12:33:36 PM

Report Code: BAT_GL_TEMPLATE

BATCH QUEUE ID 432427

FOR MAY, 2019

FUNCTION : 72520 - HUMAN RESOURCES/PERSONNEL

OBJECT	DESCRIPTION	BUDGET AMOUNT	ADJUSTED BUDGET	CURRENT ACTIVITY	YTD ACTIVITY	ENCUMBRANCE	REQUISITION	UNENCUMBERED BALANCE	PERCENT ENCMBRD
10500	Supervisor/Director	101,747.00	101,747.00	8,478.91	84,560.89	0.00	0.00	17,186.11	83
16100	Secretary(s)	99,199.00	91,199.00	8,266.58	87,031.97	0.00	0.00	4,167.03	95
18907	Benefits Analyst	0.00	8,000.00	0.00	0.00	0.00	0.00	8,000.00	0
20100	Social Security	12,459.00	12,059.00	938.56	9,691.19	0.00	0.00	2,367.81	80
20400	State Retirement	19,839.00	19,839.00	1,649.91	16,744.48	0.00	0.00	3,094.52	84
20600	Life Insurance	305.00	705.00	60.62	575.89	0.00	0.00	129.11	82
20700	Medical Insurance	23,500.00	23,500.00	2,339.48	22,225.06	0.00	0.00	1,274.94	95
21000	Unemployment Compensation	10,000.00	10,000.00	1,193.20	9,344.84	0.00	0.00	655.16	93
21200	Employer Medicare	2,914.00	2,914.00	219.50	2,266.47	0.00	0.00	647.53	78
29900	Other Fringe Benefits	7,875.00	7,875.00	607.75	6,842.50	0.00	0.00	1,032.50	87
32000	Dues & Memberships	995.00	1,195.00	0.00	1,058.00	0.00	0.00	137.00	89
35500	Travel	500.00	500.00	0.00	0.00	0.00	0.00	500.00	0
39900	Other Contracted Services	27,996.00	27,996.00	506.55	24,882.05	0.00	0.00	3,113.95	89
41100	Data Processing Supplies	2,500.00	2,500.00	0.00	1,821.95	0.00	0.00	678.05	73
43500	Office Supplies	1,850.00	2,950.00	449.40	2,100.16	0.00	0.00	849.84	71
52400	In-Service/Staff Development	27,700.00	26,400.00	142.58	6,131.16	0.00	0.00	20,268.84	23
70100	Administration Equipment	3,000.00	3,000.00	2,447.48	2,646.48	0.00	0.00	353.52	88
TOTALS:	Function: 72520 - Human Resources/Personnel	342,379.00	342,379.00	27,300.52	277,923.09	0.00	0.00	64,455.91	81

COLLIERVILLE SCHOOLS

EXPENSES BY FUNCTION

BATCH QUEUE ID 432427

FOR MAY, 2019

FUNCTION : 72610 - OPERATION OF PLANT

Page: 18 of 24

06/12/2019

12:33:36 PM

Report Code: BAT_GL_TEMPLATE

OBJECT	DESCRIPTION	BUDGET AMOUNT	ADJUSTED BUDGET	CURRENT ACTIVITY	YTD ACTIVITY	ENCUMBRANCE	REQUISITION	UNENCUMBERED BALANCE	PERCENT ENCMBRD
16600	Custodial Personnel	557,301.00	557,301.00	46,741.37	490,647.51	0.00	0.00	66,653.49	88
20100	Social Security	34,553.00	34,553.00	2,635.47	28,101.58	0.00	0.00	6,451.42	81
20400	State Retirement	51,662.00	45,262.00	3,745.53	38,969.92	0.00	0.00	6,292.08	86
20600	Life Insurance	1,341.00	1,741.00	159.72	1,445.70	0.00	0.00	295.30	83
20700	Medical Insurance	56,400.00	96,400.00	9,345.28	84,505.13	0.00	0.00	11,894.87	88
21200	Employer Medicare	8,081.00	8,081.00	616.34	6,571.95	0.00	0.00	1,509.05	81
21700	Retirement - Hybrid Stabilization	0.00	6,000.00	509.55	4,141.50	0.00	0.00	1,858.50	69
32800	Janitorial Services	1,591,054.00	1,741,054.00	147,611.68	1,430,208.29	0.00	0.00	310,845.71	82
35500	Travel	2,000.00	2,000.00	0.00	0.00	0.00	0.00	2,000.00	0
39900	Other Contracted Services	245,406.00	240,406.00	16,514.81	104,532.39	0.00	0.00	135,873.61	43
41000	Custodial Supplies	25,000.00	25,000.00	398.30	20,549.19	1,119.60	197.13	3,134.08	87
41500	Electricity	2,196,072.00	2,051,072.00	137,450.12	1,540,516.54	0.00	0.00	510,555.46	75
49900	Other Supplies & Materials	7,500.00	7,500.00	0.00	0.00	0.00	0.00	7,500.00	0
50200	Building & Content Insurance	221,407.00	245,326.00	7,283.00	245,321.00	0.00	0.00	5.00	100
52400	In-Service/Staff Development	300.00	300.00	0.00	0.00	0.00	0.00	300.00	0
59900	Other Charges	29,000.00	29,000.00	1,377.77	6,767.77	445.00	0.00	21,787.23	25
72000	Plant Operation Equipment	8,975.00	8,975.00	0.00	7,752.28	500.00	0.00	722.72	92
TOTALS:	Function: 72610 - Operation of Plant	5,036,052.00	5,099,971.00	374,388.94	4,010,030.75	2,064.60	197.13	1,087,678.52	79

COLLIERVILLE SCHOOLS

EXPENSES BY FUNCTION

BATCH QUEUE ID 432427

FOR MAY, 2019

FUNCTION : 72620 - MAINTENANCE OF PLANT

Page: 19 of 24

06/12/2019

12:33:36 PM

Report Code: BAT_GL_TEMPLATE

OBJECT	DESCRIPTION	BUDGET AMOUNT	ADJUSTED BUDGET	CURRENT ACTIVITY	YTD ACTIVITY	ENCUMBRANCE	REQUISITION	UNENCUMBERED BALANCE	PERCENT ENCMBRD
10500	Supervisor/Director	191,759.00	191,759.00	15,979.90	163,464.75	0.00	0.00	28,294.25	85
16100	Secretary(s)	50,027.00	50,027.00	4,168.91	44,825.80	0.00	0.00	5,201.20	90
16700	Maintenance Personnel	432,240.00	432,240.00	30,365.71	328,210.09	0.00	0.00	104,029.91	76
20100	Social Security	35,395.00	35,395.00	2,377.56	25,525.63	0.00	0.00	9,869.37	72
20400	State Retirement	52,921.00	46,521.00	3,198.11	34,677.17	0.00	0.00	11,843.83	75
20600	Life Insurance	1,120.00	1,520.00	145.14	1,383.18	0.00	0.00	136.82	91
20700	Medical Insurance	82,250.00	82,250.00	7,102.26	68,323.99	0.00	0.00	13,926.01	83
21200	Employer Medicare	9,773.00	9,773.00	680.68	7,278.41	0.00	0.00	2,494.59	74
21700	Retirement - Hybrid Stabilization	0.00	6,000.00	601.24	5,408.83	0.00	0.00	591.17	90
33500	Maint & Repair-Building	375,000.00	370,660.00	47,739.94	231,640.68	66,827.14	0.00	72,192.18	81
33600	Maint & Repair-Equipment	120,000.00	120,000.00	18,267.28	72,510.05	17,626.16	0.00	29,863.79	75
35500	Travel	5,360.00	5,360.00	119.02	1,063.03	0.00	0.00	4,296.97	20
39900	Other Contracted Services	90,630.00	94,970.00	3,118.29	43,070.96	0.00	0.00	51,899.04	45
49900	Other Supplies & Materials	1,000.00	1,000.00	67.90	901.24	0.00	0.00	98.76	90
52400	In-Service/Staff Development	18,280.00	18,280.00	136.68	954.59	285.00	0.00	17,040.41	7
59900	Other Charges	18,000.00	18,000.00	552.14	17,731.18	6.93	0.00	261.89	99
70100	Administration Equipment	8,000.00	8,000.00	3,043.37	3,043.37	0.00	0.00	4,956.63	38
71700	Maintenance Equipment	30,000.00	120,000.00	1,111.00	106,084.53	8,751.46	0.00	5,164.01	96
TOTALS:	Function: 72620 - Maintenance of Plant	1,521,755.00	1,611,755.00	138,775.13	1,156,097.48	93,496.69	0.00	362,160.83	78

COLLIERVILLE SCHOOLS

EXPENSES BY FUNCTION

Page: 20 of 24

06/12/2019

12:33:36 PM

Report Code: BAT_GL_TEMPLATE

BATCH QUEUE ID 432427

FOR MAY, 2019

FUNCTION : 72710 - TRANSPORTATION

OBJECT	DESCRIPTION	BUDGET AMOUNT	ADJUSTED BUDGET	CURRENT ACTIVITY	YTD ACTIVITY	ENCUMBRANCE	REQUISITION	UNENCUMBERED BALANCE	PERCENT ENCMBRD
10500	Supervisor/Director	83,472.00	83,472.00	5,212.01	73,712.64	0.00	0.00	9,759.36	88
16200	Clerical Personnel	44,163.00	44,163.00	3,680.25	37,366.71	0.00	0.00	6,796.29	85
18900	Other Salaries & Wages	181,733.00	181,733.00	14,302.57	157,576.79	0.00	0.00	24,156.21	87
20100	Social Security	9,190.00	9,190.00	718.96	7,553.70	0.00	0.00	1,636.30	82
20400	State Retirement	13,549.00	13,549.00	1,172.40	11,853.85	0.00	0.00	1,695.15	87
20600	Life Insurance	700.00	700.00	46.08	437.76	0.00	0.00	262.24	63
20700	Medical Insurance	21,150.00	21,150.00	2,078.12	19,742.14	0.00	0.00	1,407.86	93
21200	Employer Medicare	4,486.00	4,486.00	320.28	3,743.13	0.00	0.00	742.87	83
31200	Contracts w Private Agencies	2,835,000.00	2,768,625.00	275,354.53	2,198,885.37	0.00	0.00	569,739.63	79
35500	Travel	2,000.00	2,000.00	132.02	1,303.15	0.00	0.00	696.85	65
39900	Other Contracted Services	28,475.00	28,475.00	0.00	23,549.25	0.00	0.00	4,925.75	83
41200	Diesel Fuel	396,500.00	396,500.00	39,241.04	351,809.66	0.00	0.00	44,690.34	89
42500	Gasoline	14,400.00	14,400.00	743.91	6,288.58	0.00	0.00	8,111.42	44
49900	Other Supplies & Materials	1,200.00	1,200.00	89.56	376.05	0.00	0.00	823.95	31
52400	In-Service/Staff Development	3,000.00	3,500.00	0.00	2,674.36	0.00	0.00	825.64	76
59900	Other Charges	3,300.00	2,800.00	0.00	160.00	0.00	0.00	2,640.00	6
70100	Administration Equipment	2,000.00	2,000.00	76.47	1,241.30	0.00	0.00	758.70	62
TOTALS:	Function: 72710 - Transportation	3,644,318.00	3,577,943.00	343,168.20	2,898,274.44	0.00	0.00	679,668.56	81

COLLIERVILLE SCHOOLS

EXPENSES BY FUNCTION

BATCH QUEUE ID 432427

FOR MAY, 2019

FUNCTION : 72810 - CENTRAL AND OTHER

Page: 21 of 24

06/12/2019

12:33:36 PM

Report Code: BAT_GL_TEMPLATE

OBJECT	DESCRIPTION	BUDGET AMOUNT	ADJUSTED BUDGET	CURRENT ACTIVITY	YTD ACTIVITY	ENCUMBRANCE	REQUISITION	UNENCUMBERED BALANCE	PERCENT ENCMBRD
10500	Supervisor/Director	121,380.00	121,380.00	10,115.00	102,211.23	0.00	0.00	19,168.77	84
18900	Other Salaries & Wages	79,809.00	79,809.00	6,650.75	67,412.00	0.00	0.00	12,397.00	84
20100	Social Security	12,474.00	12,474.00	998.36	10,110.01	0.00	0.00	2,363.99	81
20400	State Retirement	21,044.00	19,994.00	1,753.68	17,927.44	0.00	0.00	2,066.56	90
20600	Life Insurance	600.00	650.00	60.46	574.37	0.00	0.00	75.63	88
20700	Medical Insurance	10,575.00	11,575.00	1,101.24	10,461.78	0.00	0.00	1,113.22	90
21200	Employer Medicare	2,917.00	2,917.00	233.48	2,364.41	0.00	0.00	552.59	81
35500	Travel	1,000.00	1,000.00	82.72	280.67	0.00	0.00	719.33	28
39900	Other Contracted Services	110,950.00	116,950.00	5,513.82	101,580.73	0.00	0.00	15,369.27	87
43500	Office Supplies	34,500.00	34,300.00	5,334.37	15,283.46	0.00	0.00	19,016.54	45
52400	In-Service/Staff Development	22,500.00	22,500.00	2,287.94	11,022.69	0.00	0.00	11,477.31	49
59900	Other Charges	26,500.00	25,500.00	2,473.22	14,826.85	0.00	0.00	10,673.15	58
70100	Administration Equipment	2,600.00	3,800.00	0.00	3,688.00	0.00	0.00	112.00	97
TOTALS:	Function: 72810 - Central and Other	446,849.00	452,849.00	36,605.04	357,743.64	0.00	0.00	95,105.36	79

COLLIERVILLE SCHOOLS

EXPENSES BY FUNCTION

BATCH QUEUE ID 432427

FOR MAY, 2019

FUNCTION : 76100 - REGULAR CAPITAL OUTLAY

Page: 22 of 24

06/12/2019

12:33:36 PM

Report Code: BAT_GL_TEMPLATE

OBJECT	DESCRIPTION	BUDGET AMOUNT	ADJUSTED BUDGET	CURRENT ACTIVITY	YTD ACTIVITY	ENCUMBRANCE	REQUISITION	UNENCUMBERED BALANCE	PERCENT ENCMBRD
30400	Architects	100,000.00	568.78	0.00	568.78	0.00	0.00	0.00	100
30402	Conversion to Elem School - SFMS	0.00	49,212.61	8,000.00	41,712.46	7,500.00	0.00	0.15	100
30800	Consultants	15,000.00	1,815.39	0.00	275.27	1,540.00	0.00	0.12	100
32100	Engineering Services	60,000.00	5,500.22	0.00	3,000.00	2,500.00	0.00	0.22	100
39900	Other Contracted Services	30,000.00	1,965.00	0.00	1,965.00	0.00	0.00	0.00	100
70700	Building Improvements	350,000.00	40,155.47	0.00	5,930.00	32,276.00	0.00	1,949.47	95
72400	Site Development	115,000.00	321,444.00	0.00	318,888.20	1,875.00	0.00	680.80	100
79900	Other Capital Outlay	150,000.00	860,713.53	0.00	823,673.63	36,426.88	0.00	613.02	100
TOTALS:	Function: 76100 - Regular Capital Outlay	820,000.00	1,281,375.00	8,000.00	1,196,013.34	82,117.88	0.00	3,243.78	100

COLLIERVILLE SCHOOLS

EXPENSES BY FUNCTION

Page: 23 of 24

06/12/2019

12:33:36 PM

Report Code: BAT_GL_TEMPLATE

BATCH QUEUE ID 432427

	BUDGET AMOUNT	ADJUSTED BUDGET	CURRENT ACTIVITY	YTD ACTIVITY	ENCUMBRANCE	REQUISITION	UNENCUMBERED BALANCE	PERCENT ENCMBRD
GRAND TOTAL:	84,859,897.00	85,597,718.00	7,365,596.72	70,829,696.38	358,286.31	197.13	14,409,538.18	83

SCHOOL NUTRITION

COLLIERVILLE SCHOOLS

REVENUE BY FUNC

BATCH QUEUE ID 432430

FOR MAY, 2019

FUNCTION 1ST: 4 -

Page: 1 of 3

06/12/2019

12:36:37 PM

Report Code: BAT_GL_TEMPLATE

FUNCTION	DESCRIPTION	BUDGET AMOUNT	ADJUSTED BUDGET	CURRENT ACTIVITY	YTD ACTIVITY	ENCUMBRANCE	REQUISITION	UNENCUMBERED BALANCE	PERCENT ENCMBRD
43521	Lunch Payments Children	713,500.00	1,003,500.00	73,176.75	966,331.85	0.00	0.00	37,168.15	96
43522	Lunch Payments Adults	29,200.00	50,200.00	2,795.00	49,720.00	0.00	0.00	480.00	99
43523	Income from Breakfast	31,400.00	46,400.00	3,912.95	44,429.85	0.00	0.00	1,970.15	96
43525	Ala Carte Sales	434,500.00	569,500.00	46,420.98	521,448.80	0.00	0.00	48,051.20	92
43990	Other Charges for Services	3,200.00	1,881.00	1,770.61	1,502.61	0.00	0.00	378.39	80
43992	Catering Revenue	0.00	90,000.00	20,082.64	73,284.11	0.00	0.00	16,715.89	81
44990	Other Local Revenue	158,900.00	158,900.00	8,144.91	96,707.98	0.00	0.00	62,192.02	61
46520	State Matching	1,100.00	17,600.00	0.00	17,362.88	0.00	0.00	237.12	99
47111	USDA School Lunch Program	501,000.00	571,000.00	48,382.41	549,519.85	0.00	0.00	21,480.15	96
47112	USDA Commodities	116,000.00	123,000.00	122,225.16	122,225.16	0.00	0.00	774.84	99
47113	Breakfast	78,000.00	100,000.00	8,966.72	91,008.40	0.00	0.00	8,991.60	91
47114	USDA - Other	7,800.00	7,800.00	0.00	3,946.00	0.00	0.00	3,854.00	51
49800	Transfers In	45,428.00	45,428.00	0.00	0.00	0.00	0.00	45,428.00	0
TOTALS:	Function: 4 -	2,120,028.00	2,785,209.00	335,878.13	2,537,487.49	0.00	0.00	247,721.51	91

COLLIERVILLE SCHOOLS

REVENUE BY FUNC

BATCH QUEUE ID 432430

Page: 2 of 3

06/12/2019

12:36:37 PM

Report Code: BAT_GL_TEMPLATE

	BUDGET AMOUNT	ADJUSTED BUDGET	CURRENT ACTIVITY	YTD ACTIVITY	ENCUMBRANCE	REQUISITION	UNENCUMBERED BALANCE	PERCENT ENCMBRD
GRAND TOTAL:	2,120,028.00	2,785,209.00	335,878.13	2,537,487.49	0.00	0.00	247,721.51	91

COLLIERVILLE SCHOOLS

EXPENSES BY FUNCTION

Page: 1 of 3

06/12/2019

12:34:35 PM

Report Code: BAT_GL_TEMPLATE

BATCH QUEUE ID 432428

FOR MAY, 2019

FUNCTION : 73100 - FOOD SERVICE

OBJECT	DESCRIPTION	BUDGET AMOUNT	ADJUSTED BUDGET	CURRENT ACTIVITY	YTD ACTIVITY	ENCUMBRANCE	REQUISITION	UNENCUMBERED BALANCE	PERCENT ENCMBRD
10500	Supervisor/Director	143,000.00	143,000.00	11,916.67	125,030.24	0.00	0.00	17,969.76	87
16200	Clerical Personnel	40,000.00	40,000.00	3,449.79	36,222.76	0.00	0.00	3,777.24	91
16501	Cafeteria Managers	278,816.00	278,816.00	27,238.33	261,418.17	0.00	0.00	17,397.83	94
16502	School Nutrition Technicians	396,815.00	396,815.00	34,383.59	323,426.83	0.00	0.00	73,388.17	82
18900	Other Salaries & Wages	400.00	400.00	0.00	0.00	0.00	0.00	400.00	0
20100	Social Security	53,236.00	53,236.00	4,484.55	43,458.22	0.00	0.00	9,777.78	82
20400	State Retirement	79,595.00	76,995.00	5,537.52	53,166.91	0.00	0.00	23,828.09	69
20600	Life Insurance	2,830.00	2,830.00	201.18	1,873.91	0.00	0.00	956.09	66
20700	Medical Insurance	130,385.00	119,385.00	11,314.30	109,599.75	0.00	0.00	9,785.25	92
21200	Employer Medicare	12,451.00	12,451.00	1,048.79	10,163.68	0.00	0.00	2,287.32	82
21700	Retirement - Hybrid Stabilization	0.00	2,600.00	255.48	2,185.53	0.00	0.00	414.47	84
33600	Maint & Repair-Equipment	62,000.00	26,447.00	540.45	18,961.34	0.00	0.00	7,485.66	72
35400	Transportation - Food	400.00	4,000.00	84.60	3,341.70	0.00	0.00	658.30	84
35500	Travel	600.00	600.00	0.00	432.36	0.00	0.00	167.64	72
39900	Other Contracted Services	28,500.00	53,953.00	3,105.00	48,305.59	440.00	0.00	5,207.41	90
39910	Contracted Food Service	0.00	820,000.00	95,901.90	730,851.38	0.00	0.00	89,148.62	89
42200	Food Supplies	664,500.00	522,500.00	33,311.00	509,543.09	0.00	0.00	12,956.91	98
43500	Office Supplies	1,200.00	2,700.00	0.00	1,478.60	0.00	0.00	1,221.40	55
46900	USDA Commodities	116,000.00	123,000.00	122,225.16	122,225.16	0.00	0.00	774.84	99
49900	Other Supplies & Materials	66,200.00	68,200.00	3,978.89	53,286.40	0.00	0.00	14,913.60	78
52400	In-Service/Staff Development	5,400.00	6,996.00	64.97	1,550.96	0.00	0.00	5,445.04	22
59900	Other Charges	3,700.00	3,700.00	-500.00	1,096.96	0.00	0.00	2,603.04	30
71000	Food Service Equipment	34,000.00	26,585.00	359.10	13,288.00	0.00	0.00	13,297.00	50
TOTALS:	Function: 73100 - Food Service	2,120,028.00	2,785,209.00	358,901.27	2,470,907.54	440.00	0.00	313,861.46	89

COLLIERVILLE SCHOOLS

EXPENSES BY FUNCTION

Page: 2 of 3

06/12/2019

12:34:35 PM

Report Code: BAT_GL_TEMPLATE

BATCH QUEUE ID 432428

	BUDGET AMOUNT	ADJUSTED BUDGET	CURRENT ACTIVITY	YTD ACTIVITY	ENCUMBRANCE	REQUISITION	UNENCUMBERED BALANCE	PERCENT ENCMBRD
GRAND TOTAL:	2,120,028.00	2,785,209.00	358,901.27	2,470,907.54	440.00	0.00	313,861.46	89

FEDERAL PROGRAMS

COLLIERVILLE SCHOOLS

REVENUE BY FUNC

BATCH QUEUE ID 432416

FOR MAY, 2019

PROJECT : 0109 - CONSOLIDATED ADMIN 2018-19

Page: 1 of 20

06/12/2019

12:18:36 PM

Report Code: BAT_GL_TEMPLATE

FUNCTION	DESCRIPTION	BUDGET AMOUNT	ADJUSTED BUDGET	CURRENT ACTIVITY	YTD ACTIVITY	ENCUMBRANCE	REQUISITION	UNENCUMBERED BALANCE	PERCENT ENCMBRD
47590	Other Federal Thru State	151,317.00	151,317.00	12,698.42	137,797.22	0.00	0.00	13,519.78	91
TOTALS:	Project: 0109 - Consolidated Admin 2018- 19	151,317.00	151,317.00	12,698.42	137,797.22	0.00	0.00	13,519.78	91

COLLIERVILLE SCHOOLS

REVENUE BY FUNC

BATCH QUEUE ID 432416

FOR MAY, 2019

PROJECT : 1009 - TITLE I 2018-19

Page: 2 of 20

06/12/2019

12:18:36 PM

Report Code: BAT_GL_TEMPLATE

FUNCTION	DESCRIPTION	BUDGET AMOUNT	ADJUSTED BUDGET	CURRENT ACTIVITY	YTD ACTIVITY	ENCUMBRANCE	REQUISITION	UNENCUMBERED BALANCE	PERCENT ENCMBRD
47141	Title I - Grants to Local Education Agencies	2,713,380.75	4,976,318.68	252,939.03	1,756,557.71	0.00	0.00	3,219,760.97	35
TOTALS:	Project: 1009 - Title I 2018- 19	2,713,380.75	4,976,318.68	252,939.03	1,756,557.71	0.00	0.00	3,219,760.97	35

COLLIERVILLE SCHOOLS

REVENUE BY FUNC

Report Code: BAT_GL_TEMPLATE

BATCH QUEUE ID 432416

FOR MAY, 2019

PROJECT : 1101 - TITLE I - STEM EXPANSION

FUNCTION	DESCRIPTION	BUDGET AMOUNT	ADJUSTED BUDGET	CURRENT ACTIVITY	YTD ACTIVITY	ENCUMBRANCE	REQUISITION	UNENCUMBERED BALANCE	PERCENT ENCMBRD
47141	Title I - Grants to Local Education Agencies	0.00	0.00	3,425.42	361,445.35	0.00	0.00	-361,445.35	0
TOTALS:	Project: 1101 - Title I - STEM Expansion	0.00	0.00	3,425.42	361,445.35	0.00	0.00	-361,445.35	0

COLLIERVILLE SCHOOLS

REVENUE BY FUNC

BATCH QUEUE ID 432416

FOR MAY, 2019

PROJECT : 1102 - TITLE I - IMPACT SUPPORT

Page: 4 of 20

06/12/2019

12:18:36 PM

Report Code: BAT_GL_TEMPLATE

FUNCTION	DESCRIPTION	BUDGET AMOUNT	ADJUSTED BUDGET	CURRENT ACTIVITY	YTD ACTIVITY	ENCUMBRANCE	REQUISITION	UNENCUMBERED BALANCE	PERCENT ENCMBRD
47141	Title I - Grants to Local Education Agencies	0.00	0.00	11,846.00	17,739.37	0.00	0.00	-17,739.37	0
TOTALS:	Project: 1102 - Title I - IMPACT Support	0.00	0.00	11,846.00	17,739.37	0.00	0.00	-17,739.37	0

COLLIERVILLE SCHOOLS

REVENUE BY FUNC

BATCH QUEUE ID 432416

FOR MAY, 2019

PROJECT : 1103 - TITLE I - FAMILY RESOURCE CENTER

Page: 5 of 20

06/12/2019

12:18:36 PM

Report Code: BAT_GL_TEMPLATE

FUNCTION	DESCRIPTION	BUDGET AMOUNT	ADJUSTED BUDGET	CURRENT ACTIVITY	YTD ACTIVITY	ENCUMBRANCE	REQUISITION	UNENCUMBERED BALANCE	PERCENT ENCMBRD
47141	Title I - Grants to Local Education Agencies	0.00	0.00	0.00	31,315.00	0.00	0.00	-31,315.00	0
TOTALS:	Project: 1103 - Title I - Family Resource Center	0.00	0.00	0.00	31,315.00	0.00	0.00	-31,315.00	0

COLLIERVILLE SCHOOLS

REVENUE BY FUNC

BATCH QUEUE ID 432416

FOR MAY, 2019

PROJECT : 1105 - TITLE I - EPSO STUDENT SUPPORT

Page: 6 of 20

06/12/2019

12:18:36 PM

Report Code: BAT_GL_TEMPLATE

FUNCTION	DESCRIPTION	BUDGET AMOUNT	ADJUSTED BUDGET	CURRENT ACTIVITY	YTD ACTIVITY	ENCUMBRANCE	REQUISITION	UNENCUMBERED BALANCE	PERCENT ENCMBRD
47141	Title I - Grants to Local Education Agencies	0.00	0.00	8,840.55	80,544.95	0.00	0.00	-80,544.95	0
TOTALS:	Project: 1105 - Title I - EPSO Student Support	0.00	0.00	8,840.55	80,544.95	0.00	0.00	-80,544.95	0

COLLIERVILLE SCHOOLS

REVENUE BY FUNC

BATCH QUEUE ID 432416

FOR MAY, 2019

PROJECT : 1106 - TITLE I - SUPPORTING THE WHOLE CHILD

Page: 7 of 20

06/12/2019

12:18:36 PM

Report Code: BAT_GL_TEMPLATE

FUNCTION	DESCRIPTION	BUDGET AMOUNT	ADJUSTED BUDGET	CURRENT ACTIVITY	YTD ACTIVITY	ENCUMBRANCE	REQUISITION	UNENCUMBERED BALANCE	PERCENT ENCMBRD
47141	Title I - Grants to Local Education Agencies	0.00	0.00	33,704.93	97,158.83	0.00	0.00	-97,158.83	0
TOTALS:	Project: 1106 - Title I - Supporting the Whole Child	0.00	0.00	33,704.93	97,158.83	0.00	0.00	-97,158.83	0

COLLIERVILLE SCHOOLS

REVENUE BY FUNC

BATCH QUEUE ID 432416

FOR MAY, 2019

PROJECT : 1107 - TITLE I - EPSO COURSE EXPANSION

Page: 8 of 20

06/12/2019

12:18:36 PM

Report Code: BAT_GL_TEMPLATE

FUNCTION	DESCRIPTION	BUDGET AMOUNT	ADJUSTED BUDGET	CURRENT ACTIVITY	YTD ACTIVITY	ENCUMBRANCE	REQUISITION	UNENCUMBERED BALANCE	PERCENT ENCMBRD
47141	Title I - Grants to Local Education Agencies	0.00	0.00	30,669.09	582,695.02	0.00	0.00	-582,695.02	0
TOTALS:	Project: 1107 - Title I - EPSO Course Expansion	0.00	0.00	30,669.09	582,695.02	0.00	0.00	-582,695.02	0

COLLIERVILLE SCHOOLS

REVENUE BY FUNC

BATCH QUEUE ID 432416

FOR MAY, 2019

PROJECT : 1108 - TITLE I - EXT LEARNING OPPORTUNITIES

Page: 9 of 20

06/12/2019

12:18:36 PM

Report Code: BAT_GL_TEMPLATE

FUNCTION	DESCRIPTION	BUDGET AMOUNT	ADJUSTED BUDGET	CURRENT ACTIVITY	YTD ACTIVITY	ENCUMBRANCE	REQUISITION	UNENCUMBERED BALANCE	PERCENT ENCMBRD
47141	Title I - Grants to Local Education Agencies	0.00	0.00	4,662.68	41,912.22	0.00	0.00	-41,912.22	0
TOTALS:	Project: 1108 - Title I - Ext Learning Opportunities	0.00	0.00	4,662.68	41,912.22	0.00	0.00	-41,912.22	0

COLLIERVILLE SCHOOLS

REVENUE BY FUNC

BATCH QUEUE ID 432416

FOR MAY, 2019

PROJECT : 1109 - TITLE I, SUPPORTING SCHOOLS & STAFF

Page: 10 of 20

06/12/2019

12:18:36 PM

Report Code: BAT_GL_TEMPLATE

FUNCTION	DESCRIPTION	BUDGET AMOUNT	ADJUSTED BUDGET	CURRENT ACTIVITY	YTD ACTIVITY	ENCUMBRANCE	REQUISITION	UNENCUMBERED BALANCE	PERCENT ENCMBRD
47141	Title I - Grants to Local Education Agencies	0.00	0.00	43,925.22	174,107.30	0.00	0.00	-174,107.30	0
TOTALS:	Project: 1109 - Title I, Supporting Schools & Staff	0.00	0.00	43,925.22	174,107.30	0.00	0.00	-174,107.30	0

COLLIERVILLE SCHOOLS

REVENUE BY FUNC

BATCH QUEUE ID 432416

FOR MAY, 2019

PROJECT : 1110 - TITLE I - INCREASING CAREER EXPLORATION

Page: 11 of 20

06/12/2019

12:18:36 PM

Report Code: BAT_GL_TEMPLATE

FUNCTION	DESCRIPTION	BUDGET AMOUNT	ADJUSTED BUDGET	CURRENT ACTIVITY	YTD ACTIVITY	ENCUMBRANCE	REQUISITION	UNENCUMBERED BALANCE	PERCENT ENCMBRD
47141	Title I - Grants to Local Education Agencies	0.00	0.00	0.00	23,544.00	0.00	0.00	-23,544.00	0
TOTALS:	Project: 1110 - Title I - Increasing Career Exploration	0.00	0.00	0.00	23,544.00	0.00	0.00	-23,544.00	0

COLLIERVILLE SCHOOLS

REVENUE BY FUNC

BATCH QUEUE ID 432416

FOR MAY, 2019

PROJECT : 1111 - TITLE I - EPSO INSTRUCTIONAL SUPPORT

Page: 12 of 20

06/12/2019

12:18:36 PM

Report Code: BAT_GL_TEMPLATE

FUNCTION	DESCRIPTION	BUDGET AMOUNT	ADJUSTED BUDGET	CURRENT ACTIVITY	YTD ACTIVITY	ENCUMBRANCE	REQUISITION	UNENCUMBERED BALANCE	PERCENT ENCMBRD
47141	Title I - Grants to Local Education Agencies	0.00	0.00	2,315.01	25,439.15	0.00	0.00	-25,439.15	0
TOTALS:	Project: 1111 - Title I - EPSO Instructional Support	0.00	0.00	2,315.01	25,439.15	0.00	0.00	-25,439.15	0

COLLIERVILLE SCHOOLS

REVENUE BY FUNC

Report Code: BAT_GL_TEMPLATE

BATCH QUEUE ID 432416

FOR MAY, 2019

PROJECT : 1113 - TITLE I - DATA QUALITY

FUNCTION	DESCRIPTION	BUDGET AMOUNT	ADJUSTED BUDGET	CURRENT ACTIVITY	YTD ACTIVITY	ENCUMBRANCE	REQUISITION	UNENCUMBERED BALANCE	PERCENT ENCMBRD
47141	Title I - Grants to Local Education Agencies	0.00	0.00	0.00	110,214.50	0.00	0.00	-110,214.50	0
TOTALS:	Project: 1113 - Title I - Data Quality	0.00	0.00	0.00	110,214.50	0.00	0.00	-110,214.50	0

COLLIERVILLE SCHOOLS

REVENUE BY FUNC

BATCH QUEUE ID 432416

FOR MAY, 2019

PROJECT : 2009 - TITLE II 2018-19

Page: 14 of 20

06/12/2019

12:18:36 PM

Report Code: BAT_GL_TEMPLATE

FUNCTION	DESCRIPTION	BUDGET AMOUNT	ADJUSTED BUDGET	CURRENT ACTIVITY	YTD ACTIVITY	ENCUMBRANCE	REQUISITION	UNENCUMBERED BALANCE	PERCENT ENCMBRD
47189	Title II - Professional Development	203,186.00	246,284.29	42,195.00	194,681.31	0.00	0.00	51,602.98	79
TOTALS:	Project: 2009 - Title II 2018-19	203,186.00	246,284.29	42,195.00	194,681.31	0.00	0.00	51,602.98	79

COLLIERVILLE SCHOOLS

REVENUE BY FUNC

BATCH QUEUE ID 432416

FOR MAY, 2019

PROJECT : 3009 - TITLE III 2018-19

Page: 15 of 20

06/12/2019

12:18:36 PM

Report Code: BAT_GL_TEMPLATE

FUNCTION	DESCRIPTION	BUDGET AMOUNT	ADJUSTED BUDGET	CURRENT ACTIVITY	YTD ACTIVITY	ENCUMBRANCE	REQUISITION	UNENCUMBERED BALANCE	PERCENT ENCMBRD
47146	English Language Acquisition Grants	34,908.00	39,585.66	9,086.14	28,110.79	0.00	0.00	11,474.87	71
TOTALS:	Project: 3009 - Title III 2018-19	34,908.00	39,585.66	9,086.14	28,110.79	0.00	0.00	11,474.87	71

COLLIERVILLE SCHOOLS

REVENUE BY FUNC

Report Code: BAT_GL_TEMPLATE

BATCH QUEUE ID 432416

FOR MAY, 2019

PROJECT : 8919 - IDEA DISCRETIONARY SUPP 2018-19

FUNCTION	DESCRIPTION	BUDGET AMOUNT	ADJUSTED BUDGET	CURRENT ACTIVITY	YTD ACTIVITY	ENCUMBRANCE	REQUISITION	UNENCUMBERED BALANCE	PERCENT ENCMBRD
47143	Special Education - Grants to States	5,959.43	5,959.43	0.00	5,959.43	0.00	0.00	0.00	100
TOTALS:	Project: 8919 - IDEA Discretionary Supp 2018- 19	5,959.43	5,959.43	0.00	5,959.43	0.00	0.00	0.00	100

COLLIERVILLE SCHOOLS

REVENUE BY FUNC

BATCH QUEUE ID 432416

FOR MAY, 2019

PROJECT : 9009 - IDEA PART B 2018-19

Page: 17 of 20

06/12/2019

12:18:36 PM

Report Code: BAT_GL_TEMPLATE

FUNCTION	DESCRIPTION	BUDGET AMOUNT	ADJUSTED BUDGET	CURRENT ACTIVITY	YTD ACTIVITY	ENCUMBRANCE	REQUISITION	UNENCUMBERED BALANCE	PERCENT ENCMBRD
47143	Special Education - Grants to States	1,742,492.00	1,802,961.77	190,088.61	1,531,939.29	0.00	0.00	271,022.48	85
TOTALS:	Project: 9009 - IDEA Part B 2018-19	1,742,492.00	1,802,961.77	190,088.61	1,531,939.29	0.00	0.00	271,022.48	85

COLLIERVILLE SCHOOLS

REVENUE BY FUNC

BATCH QUEUE ID 432416

FOR MAY, 2019

PROJECT : 9109 - IDEA PRESCHOOL INCENTIVE 2018-19

Page: 18 of 20

06/12/2019

12:18:36 PM

Report Code: BAT_GL_TEMPLATE

FUNCTION	DESCRIPTION	BUDGET AMOUNT	ADJUSTED BUDGET	CURRENT ACTIVITY	YTD ACTIVITY	ENCUMBRANCE	REQUISITION	UNENCUMBERED BALANCE	PERCENT ENCMBRD
47145	Special Education Preschool Grants	17,739.00	27,254.51	1,249.89	22,870.44	0.00	0.00	4,384.07	84
TOTALS:	Project: 9109 - IDEA Preschool Incentive 2018- 19	17,739.00	27,254.51	1,249.89	22,870.44	0.00	0.00	4,384.07	84

COLLIERVILLE SCHOOLS

REVENUE BY FUNC

BATCH QUEUE ID 432416

Page: 19 of 20

06/12/2019

12:18:36 PM

Report Code: BAT_GL_TEMPLATE

	BUDGET AMOUNT	ADJUSTED BUDGET	CURRENT ACTIVITY	YTD ACTIVITY	ENCUMBRANCE	REQUISITION	UNENCUMBERED BALANCE	PERCENT ENCMBRD
GRAND TOTAL:	4,868,982.18	7,249,681.34	647,645.99	5,224,031.88	0.00	0.00	2,025,649.46	72

COLLIERVILLE SCHOOLS

EXPENSES BY FUNCTION

Page: 1 of 23

06/12/2019

12:19:17 PM

Report Code: BAT_GL_TEMPLATE

BATCH QUEUE ID 432417

FOR MAY, 2019

PROJECT : 0109 - CONSOLIDATED ADMIN 2018-19

OBJECT	DESCRIPTION	BUDGET AMOUNT	ADJUSTED BUDGET	CURRENT ACTIVITY	YTD ACTIVITY	ENCUMBRANCE	REQUISITION	UNENCUMBERED BALANCE	PERCENT ENCMBRD
Function : 72210 - Regular Instruction Program Support									
10500	Supervisor/Director	75,000.00	74,000.00	6,125.00	67,375.00	0.00	0.00	6,625.00	91
16200	Clerical Personnel	41,309.00	41,309.00	3,442.40	37,866.40	0.00	0.00	3,442.60	92
20100	Social Security	7,291.00	7,291.00	552.65	6,127.87	0.00	0.00	1,163.13	84
20400	State Retirement	11,700.00	10,860.00	882.34	9,773.90	0.00	0.00	1,086.10	90
20600	Life Insurance	350.00	350.00	34.50	327.75	0.00	0.00	22.25	94
20700	Medical Insurance	11,000.00	12,840.00	1,283.28	12,191.16	0.00	0.00	648.84	95
21200	Employer Medicare	1,700.00	1,700.00	129.26	1,433.23	0.00	0.00	266.77	84
TOTALS:	Function: 72210 - Regular Instruction Program Support	148,350.00	148,350.00	12,449.43	135,095.31	0.00	0.00	13,254.69	91
Function : 99100 - Transfers Out									
50400	Indirect Cost	2,967.00	2,967.00	248.99	2,701.91	0.00	0.00	265.09	91
TOTALS:	Function: 99100 - Transfers Out	2,967.00	2,967.00	248.99	2,701.91	0.00	0.00	265.09	91
TOTALS:	Project: 0109 - Consolidated Admin 2018-19	151,317.00	151,317.00	12,698.42	137,797.22	0.00	0.00	13,519.78	91

COLLIERVILLE SCHOOLS

EXPENSES BY FUNCTION

Page: 2 of 23

06/12/2019

12:19:17 PM

Report Code: BAT_GL_TEMPLATE

BATCH QUEUE ID 432417

FOR MAY, 2019

PROJECT : 1009 - TITLE I 2018-19

OBJECT	DESCRIPTION	BUDGET AMOUNT	ADJUSTED BUDGET	CURRENT ACTIVITY	YTD ACTIVITY	ENCUMBRANCE	REQUISITION	UNENCUMBERED BALANCE	PERCENT ENCMBRD
Function : 71100 - Regular Instruction Program									
11600	Teachers	575,385.00	610,385.00	47,503.17	457,946.08	0.00	0.00	152,438.92	75
16300	Educational Assistants	230,000.00	276,000.00	30,274.53	257,850.58	0.00	0.00	18,149.42	93
18900	Other Salaries & Wages	43,000.00	43,000.00	0.00	8,000.00	0.00	0.00	35,000.00	19
20100	Social Security	56,500.00	63,000.00	4,556.69	42,313.64	0.00	0.00	20,686.36	67
20400	State Retirement	92,850.00	102,000.00	6,523.89	61,868.86	0.00	0.00	40,131.14	61
20600	Life Insurance	3,000.00	3,000.00	261.78	2,313.18	0.00	0.00	686.82	77
20700	Medical Insurance	59,364.89	126,500.00	8,244.04	71,216.12	0.00	0.00	55,283.88	56
21200	Employer Medicare	13,250.00	15,000.00	1,065.70	9,896.13	0.00	0.00	5,103.87	66
39900	Other Contracted Services	0.00	75,000.00	0.00	71,103.00	0.00	0.00	3,897.00	95
42900	Instructional Supplies & Materials	88,000.00	328,000.00	73,960.00	77,110.81	0.00	0.00	250,889.19	24
44900	Textbooks	50,000.00	240,000.00	0.00	0.00	0.00	0.00	240,000.00	0
49900	Other Supplies & Materials	9,000.00	70,000.00	0.00	0.00	0.00	0.00	70,000.00	0
72200	Reg Inst Equipment	30,000.00	701,889.02	0.00	0.00	0.00	0.00	701,889.02	0
TOTALS:	Function: 71100 - Regular Instruction Program	1,250,349.89	2,653,774.02	172,389.80	1,059,618.40	0.00	0.00	1,594,155.62	40
Function : 71150 - Alternative Instruction Program									
11600	Teachers	55,000.00	110,000.00	7,929.58	37,986.70	0.00	0.00	72,013.30	35
18900	Other Salaries & Wages	12,000.00	85,130.00	5,859.41	61,523.89	0.00	0.00	23,606.11	72
20100	Social Security	4,160.00	12,500.00	807.04	5,919.38	0.00	0.00	6,580.62	47
20400	State Retirement	7,178.00	21,000.00	1,325.40	9,882.66	0.00	0.00	11,117.34	47
20600	Life Insurance	240.00	600.00	52.52	329.08	0.00	0.00	270.92	55
20700	Medical Insurance	12,000.00	18,000.00	550.62	1,927.17	0.00	0.00	16,072.83	11
21200	Employer Medicare	985.00	3,000.00	188.75	1,384.40	0.00	0.00	1,615.60	46
42900	Instructional Supplies & Materials	3,000.00	18,000.00	0.00	0.00	0.00	0.00	18,000.00	0
49900	Other Supplies & Materials	3,000.00	15,000.00	0.00	0.00	0.00	0.00	15,000.00	0
79000	Other Equipment	10,000.00	40,000.00	0.00	0.00	0.00	0.00	40,000.00	0
TOTALS:	Function: 71150 - Alternative Instruction Program	107,563.00	323,230.00	16,713.32	118,953.28	0.00	0.00	204,276.72	37
Function : 72130 - Other Student Support									
12300	Guidance Personnel	70,000.00	70,000.00	7,212.17	59,361.68	0.00	0.00	10,638.32	85
18900	Other Salaries & Wages	76,000.00	165,000.00	7,480.00	83,880.00	0.00	0.00	81,120.00	51

COLLIERVILLE SCHOOLS

EXPENSES BY FUNCTION

Page: 3 of 23

06/12/2019

12:19:17 PM

Report Code: BAT_GL_TEMPLATE

BATCH QUEUE ID 432417

FOR MAY, 2019

PROJECT : 1009 - TITLE I 2018-19

OBJECT	DESCRIPTION	BUDGET AMOUNT	ADJUSTED BUDGET	CURRENT ACTIVITY	YTD ACTIVITY	ENCUMBRANCE	REQUISITION	UNENCUMBERED BALANCE	PERCENT ENCMBRD
20100	Social Security	13,400.00	15,000.00	890.27	8,664.28	0.00	0.00	6,335.72	58
20400	State Retirement	21,950.00	25,000.00	1,536.80	14,983.05	0.00	0.00	10,016.95	60
20600	Life Insurance	250.00	500.00	53.10	484.51	0.00	0.00	15.49	97
20700	Medical Insurance	11,000.00	15,000.00	1,101.24	9,755.27	0.00	0.00	5,244.73	65
21200	Employer Medicare	3,650.00	3,650.00	208.20	2,026.20	0.00	0.00	1,623.80	56
32200	Evaluation & Testing	110,000.00	210,000.00	0.00	0.00	0.00	0.00	210,000.00	0
39900	Other Contracted Services	11,000.00	21,000.00	0.00	0.00	0.00	0.00	21,000.00	0
49900	Other Supplies & Materials	74,000.00	104,000.00	0.00	0.00	0.00	0.00	104,000.00	0
52400	In-Service/Staff Development	56,000.00	133,000.00	0.00	0.00	0.00	0.00	133,000.00	0
79000	Other Equipment	45,000.00	45,000.00	0.00	0.00	0.00	0.00	45,000.00	0
TOTALS:	Function: 72130 - Other Student Support	492,250.00	807,150.00	18,481.78	179,154.99	0.00	0.00	627,995.01	22

Function : 72210 - Regular Instruction Program Support

10500	Supervisor/Director	90,000.00	90,000.00	0.00	0.00	0.00	0.00	90,000.00	0
18900	Other Salaries & Wages	350,000.00	420,000.00	24,938.44	195,515.36	0.00	0.00	224,484.64	47
19600	In-Service Training	60,000.00	120,000.00	0.00	0.00	0.00	0.00	120,000.00	0
20100	Social Security	29,340.00	32,000.00	464.66	4,780.64	0.00	0.00	27,219.36	15
20400	State Retirement	50,322.00	53,000.00	822.26	8,436.16	0.00	0.00	44,563.84	16
20600	Life Insurance	610.00	610.00	28.36	269.42	0.00	0.00	340.58	44
20700	Medical Insurance	19,250.00	19,250.00	794.84	7,550.98	0.00	0.00	11,699.02	39
21200	Employer Medicare	8,515.00	8,515.00	356.30	2,783.69	0.00	0.00	5,731.31	33
35500	Travel	10,000.00	10,000.00	0.00	0.00	0.00	0.00	10,000.00	0
39900	Other Contracted Services	85,000.00	15,000.00	0.00	0.00	0.00	0.00	15,000.00	0
49900	Other Supplies & Materials	8,999.00	5,370.89	0.00	0.00	0.00	0.00	5,370.89	0
49901	Other Supplies & Materials - Set Aside	29,644.98	33,273.09	0.00	3,313.00	0.00	0.00	29,960.09	10
52400	In-Service/Staff Development	70,000.00	303,000.00	11,000.00	126,592.08	0.00	0.00	176,407.92	42
TOTALS:	Function: 72210 - Regular Instruction Program Support	811,680.98	1,110,018.98	38,404.86	349,241.33	0.00	0.00	760,777.65	31

COLLIERVILLE SCHOOLS

EXPENSES BY FUNCTION

Page: 4 of 23

06/12/2019

12:19:17 PM

Report Code: BAT_GL_TEMPLATE

BATCH QUEUE ID 432417

FOR MAY, 2019

PROJECT : 1009 - TITLE I 2018-19

OBJECT	DESCRIPTION	BUDGET AMOUNT	ADJUSTED BUDGET	CURRENT ACTIVITY	YTD ACTIVITY	ENCUMBRANCE	REQUISITION	UNENCUMBERED BALANCE	PERCENT ENCMBRD
Function : 99100 - Transfers Out									
50400	Indirect Cost	51,536.88	82,145.68	6,949.27	49,589.71	0.00	0.00	32,555.97	60
TOTALS:	Function: 99100 - Transfers Out	51,536.88	82,145.68	6,949.27	49,589.71	0.00	0.00	32,555.97	60
TOTALS:	Project: 1009 - Title I 2018-19	2,713,380.75	4,976,318.68	252,939.03	1,756,557.71	0.00	0.00	3,219,760.97	35

COLLIERVILLE SCHOOLS

EXPENSES BY FUNCTION

Page: 5 of 23

06/12/2019

12:19:17 PM

Report Code: BAT_GL_TEMPLATE

BATCH QUEUE ID 432417

FOR MAY, 2019

PROJECT : 1101 - TITLE I - STEM EXPANSION

OBJECT	DESCRIPTION	BUDGET AMOUNT	ADJUSTED BUDGET	CURRENT ACTIVITY	YTD ACTIVITY	ENCUMBRANCE	REQUISITION	UNENCUMBERED BALANCE	PERCENT ENCMBRD
Function : 71100 - Regular Instruction Program									
42900	Instructional Supplies & Materials	0.00	0.00	0.00	104,599.05	301.00	0.00	-104,900.05	0
72200	Reg Inst Equipment	0.00	0.00	0.00	183,872.36	0.00	0.00	-183,872.36	0
TOTALS:	Function: 71100 - Regular Instruction Program	0.00	0.00	0.00	288,471.41	301.00	0.00	-288,772.41	0
Function : 72130 - Other Student Support									
18900	Other Salaries & Wages	0.00	0.00	3,000.00	3,000.00	0.00	0.00	-3,000.00	0
20100	Social Security	0.00	0.00	176.01	176.01	0.00	0.00	-176.01	0
20400	State Retirement	0.00	0.00	208.25	208.25	0.00	0.00	-208.25	0
21200	Employer Medicare	0.00	0.00	41.16	41.16	0.00	0.00	-41.16	0
TOTALS:	Function: 72130 - Other Student Support	0.00	0.00	3,425.42	3,425.42	0.00	0.00	-3,425.42	0
Function : 72210 - Regular Instruction Program Support									
52400	In-Service/Staff Development	0.00	0.00	0.00	69,548.52	7,250.00	0.00	-76,798.52	0
TOTALS:	Function: 72210 - Regular Instruction Program Support	0.00	0.00	0.00	69,548.52	7,250.00	0.00	-76,798.52	0
TOTALS:	Project: 1101 - Title I - STEM Expansion	0.00	0.00	3,425.42	361,445.35	7,551.00	0.00	-368,996.35	0

COLLIERVILLE SCHOOLS

EXPENSES BY FUNCTION

BATCH QUEUE ID 432417

FOR MAY, 2019

PROJECT : 1102 - TITLE I - IMPACT SUPPORT

Page: 6 of 23

06/12/2019

12:19:17 PM

Report Code: BAT_GL_TEMPLATE

OBJECT	DESCRIPTION	BUDGET AMOUNT	ADJUSTED BUDGET	CURRENT ACTIVITY	YTD ACTIVITY	ENCUMBRANCE	REQUISITION	UNENCUMBERED BALANCE	PERCENT ENCMBRD
Function : 71150 - Alternative Instruction Program									
42900	Instructional Supplies & Materials	0.00	0.00	0.00	1,931.37	0.00	0.00	-1,931.37	0
79000	Other Equipment	0.00	0.00	11,846.00	15,808.00	0.00	0.00	-15,808.00	0
TOTALS:	Function: 71150 - Alternative Instruction Program	0.00	0.00	11,846.00	17,739.37	0.00	0.00	-17,739.37	0
TOTALS:	Project: 1102 - Title I - IMPACT Support	0.00	0.00	11,846.00	17,739.37	0.00	0.00	-17,739.37	0

COLLIERVILLE SCHOOLS

EXPENSES BY FUNCTION

BATCH QUEUE ID 432417

FOR MAY, 2019

PROJECT : 1103 - TITLE I - FAMILY RESOURCE CENTER

Page: 7 of 23

06/12/2019

12:19:17 PM

Report Code: BAT_GL_TEMPLATE

OBJECT	DESCRIPTION	BUDGET AMOUNT	ADJUSTED BUDGET	CURRENT ACTIVITY	YTD ACTIVITY	ENCUMBRANCE	REQUISITION	UNENCUMBERED BALANCE	PERCENT ENCMBRD
Function : 72130 - Other Student Support									
49900	Other Supplies & Materials	0.00	0.00	0.00	4,500.00	126.97	0.00	-4,626.97	0
52400	In-Service/Staff Development	0.00	0.00	0.00	26,815.00	0.00	0.00	-26,815.00	0
79000	Other Equipment	0.00	0.00	0.00	0.00	2,585.01	0.00	-2,585.01	0
TOTALS:	Function: 72130 - Other Student Support	0.00	0.00	0.00	31,315.00	2,711.98	0.00	-34,026.98	0
TOTALS:	Project: 1103 - Title I - Family Resource Center	0.00	0.00	0.00	31,315.00	2,711.98	0.00	-34,026.98	0

COLLIERVILLE SCHOOLS

EXPENSES BY FUNCTION

Page: 8 of 23

06/12/2019

12:19:17 PM

Report Code: BAT_GL_TEMPLATE

BATCH QUEUE ID 432417

FOR MAY, 2019

PROJECT : 1105 - TITLE I - EPSO STUDENT SUPPORT

OBJECT	DESCRIPTION	BUDGET AMOUNT	ADJUSTED BUDGET	CURRENT ACTIVITY	YTD ACTIVITY	ENCUMBRANCE	REQUISITION	UNENCUMBERED BALANCE	PERCENT ENCMBRD
Function : 71100 - Regular Instruction Program									
44900	Textbooks	0.00	0.00	0.00	47,784.15	0.00	0.00	-47,784.15	0
TOTALS:	Function: 71100 - Regular Instruction Program	0.00	0.00	0.00	47,784.15	0.00	0.00	-47,784.15	0
Function : 72130 - Other Student Support									
18900	Other Salaries & Wages	0.00	0.00	3,000.00	3,000.00	0.00	0.00	-3,000.00	0
20100	Social Security	0.00	0.00	175.23	175.23	0.00	0.00	-175.23	0
20400	State Retirement	0.00	0.00	313.80	313.80	0.00	0.00	-313.80	0
21200	Employer Medicare	0.00	0.00	40.97	40.97	0.00	0.00	-40.97	0
39900	Other Contracted Services	0.00	0.00	0.00	1,212.58	0.00	0.00	-1,212.58	0
49900	Other Supplies & Materials	0.00	0.00	0.00	12,500.00	0.00	0.00	-12,500.00	0
52400	In-Service/Staff Development	0.00	0.00	0.00	10,207.67	0.00	0.00	-10,207.67	0
TOTALS:	Function: 72130 - Other Student Support	0.00	0.00	3,530.00	27,450.25	0.00	0.00	-27,450.25	0
Function : 72210 - Regular Instruction Program Support									
18900	Other Salaries & Wages	0.00	0.00	4,500.00	4,500.00	0.00	0.00	-4,500.00	0
20100	Social Security	0.00	0.00	275.44	275.44	0.00	0.00	-275.44	0
20400	State Retirement	0.00	0.00	470.70	470.70	0.00	0.00	-470.70	0
21200	Employer Medicare	0.00	0.00	64.41	64.41	0.00	0.00	-64.41	0
TOTALS:	Function: 72210 - Regular Instruction Program Support	0.00	0.00	5,310.55	5,310.55	0.00	0.00	-5,310.55	0
TOTALS:	Project: 1105 - Title I - EPSO Student Support	0.00	0.00	8,840.55	80,544.95	0.00	0.00	-80,544.95	0

COLLIERVILLE SCHOOLS

EXPENSES BY FUNCTION

Page: 9 of 23

06/12/2019

12:19:17 PM

Report Code: BAT_GL_TEMPLATE

BATCH QUEUE ID 432417

FOR MAY, 2019

PROJECT : 1106 - TITLE I - SUPPORTING THE WHOLE CHILD

OBJECT	DESCRIPTION	BUDGET AMOUNT	ADJUSTED BUDGET	CURRENT ACTIVITY	YTD ACTIVITY	ENCUMBRANCE	REQUISITION	UNENCUMBERED BALANCE	PERCENT ENCMBRD
Function : 71100 - Regular Instruction Program									
18900	Other Salaries & Wages	0.00	0.00	2,500.00	2,500.00	0.00	0.00	-2,500.00	0
20100	Social Security	0.00	0.00	143.50	143.50	0.00	0.00	-143.50	0
20400	State Retirement	0.00	0.00	261.50	261.50	0.00	0.00	-261.50	0
21200	Employer Medicare	0.00	0.00	33.56	33.56	0.00	0.00	-33.56	0
42900	Instructional Supplies & Materials	0.00	0.00	3,999.00	3,999.00	0.00	0.00	-3,999.00	0
TOTALS:	Function: 71100 - Regular Instruction Program	0.00	0.00	6,937.56	6,937.56	0.00	0.00	-6,937.56	0
Function : 72130 - Other Student Support									
39900	Other Contracted Services	0.00	0.00	400.14	14,669.70	0.00	0.00	-14,669.70	0
49900	Other Supplies & Materials	0.00	0.00	0.00	20,573.94	0.00	0.00	-20,573.94	0
52400	In-Service/Staff Development	0.00	0.00	0.00	22,011.10	0.00	0.00	-22,011.10	0
79000	Other Equipment	0.00	0.00	0.00	6,599.30	0.00	0.00	-6,599.30	0
TOTALS:	Function: 72130 - Other Student Support	0.00	0.00	400.14	63,854.04	0.00	0.00	-63,854.04	0
Function : 72210 - Regular Instruction Program Support									
18900	Other Salaries & Wages	0.00	0.00	10,000.00	10,000.00	0.00	0.00	-10,000.00	0
19600	In-Service Training	0.00	0.00	12,600.00	12,600.00	0.00	0.00	-12,600.00	0
20100	Social Security	0.00	0.00	1,339.89	1,339.89	0.00	0.00	-1,339.89	0
20400	State Retirement	0.00	0.00	2,113.97	2,113.97	0.00	0.00	-2,113.97	0
21200	Employer Medicare	0.00	0.00	313.37	313.37	0.00	0.00	-313.37	0
52400	In-Service/Staff Development	0.00	0.00	0.00	304.60	0.00	0.00	-304.60	0
TOTALS:	Function: 72210 - Regular Instruction Program Support	0.00	0.00	26,367.23	26,671.83	0.00	0.00	-26,671.83	0
TOTALS:	Project: 1106 - Title I - Supporting the Whole Child	0.00	0.00	33,704.93	97,463.43	0.00	0.00	-97,463.43	0

COLLIERVILLE SCHOOLS

EXPENSES BY FUNCTION

Page: 10 of 23

06/12/2019

12:19:17 PM

Report Code: BAT_GL_TEMPLATE

BATCH QUEUE ID 432417

FOR MAY, 2019

PROJECT : 1107 - TITLE I - EPSO COURSE EXPANSION

OBJECT	DESCRIPTION	BUDGET AMOUNT	ADJUSTED BUDGET	CURRENT ACTIVITY	YTD ACTIVITY	ENCUMBRANCE	REQUISITION	UNENCUMBERED BALANCE	PERCENT ENCMBRD
Function : 71100 - Regular Instruction Program									
42900	Instructional Supplies & Materials	0.00	0.00	2,212.97	47,784.19	221.85	0.00	-48,006.04	0
49900	Other Supplies & Materials	0.00	0.00	616.29	12,324.60	2,720.00	0.00	-15,044.60	0
72200	Reg Inst Equipment	0.00	0.00	26,068.71	514,615.99	0.00	0.00	-514,615.99	0
TOTALS:	Function: 71100 - Regular Instruction Program	0.00	0.00	28,897.97	574,724.78	2,941.85	0.00	-577,666.63	0
Function : 72210 - Regular Instruction Program Support									
19600	In-Service Training	0.00	0.00	1,500.00	1,500.00	0.00	0.00	-1,500.00	0
20100	Social Security	0.00	0.00	92.57	92.57	0.00	0.00	-92.57	0
20400	State Retirement	0.00	0.00	156.90	156.90	0.00	0.00	-156.90	0
21200	Employer Medicare	0.00	0.00	21.65	21.65	0.00	0.00	-21.65	0
52400	In-Service/Staff Development	0.00	0.00	0.00	6,199.12	3,250.00	0.00	-9,449.12	0
TOTALS:	Function: 72210 - Regular Instruction Program Support	0.00	0.00	1,771.12	7,970.24	3,250.00	0.00	-11,220.24	0
TOTALS:	Project: 1107 - Title I - EPSO Course Expansion	0.00	0.00	30,669.09	582,695.02	6,191.85	0.00	-588,886.87	0

COLLIERVILLE SCHOOLS

EXPENSES BY FUNCTION

Page: 11 of 23

06/12/2019

12:19:17 PM

Report Code: BAT_GL_TEMPLATE

BATCH QUEUE ID 432417

FOR MAY, 2019

PROJECT : 1108 - TITLE I - EXT LEARNING OPPORTUNITIES

OBJECT	DESCRIPTION	BUDGET AMOUNT	ADJUSTED BUDGET	CURRENT ACTIVITY	YTD ACTIVITY	ENCUMBRANCE	REQUISITION	UNENCUMBERED BALANCE	PERCENT ENCMBRD
Function : 72130 - Other Student Support									
18900	Other Salaries & Wages	0.00	0.00	4,000.00	4,000.00	0.00	0.00	-4,000.00	0
20100	Social Security	0.00	0.00	226.52	226.52	0.00	0.00	-226.52	0
20400	State Retirement	0.00	0.00	383.19	383.19	0.00	0.00	-383.19	0
21200	Employer Medicare	0.00	0.00	52.97	52.97	0.00	0.00	-52.97	0
49900	Other Supplies & Materials	0.00	0.00	0.00	16,100.00	0.00	0.00	-16,100.00	0
52400	In-Service/Staff Development	0.00	0.00	0.00	14,550.23	0.00	0.00	-14,550.23	0
79000	Other Equipment	0.00	0.00	0.00	6,599.31	0.00	0.00	-6,599.31	0
TOTALS:	Function: 72130 - Other Student Support	0.00	0.00	4,662.68	41,912.22	0.00	0.00	-41,912.22	0
TOTALS:	Project: 1108 - Title I - Ext Learning Opportunities	0.00	0.00	4,662.68	41,912.22	0.00	0.00	-41,912.22	0

COLLIERVILLE SCHOOLS

EXPENSES BY FUNCTION

Page: 12 of 23

06/12/2019

12:19:17 PM

Report Code: BAT_GL_TEMPLATE

BATCH QUEUE ID 432417

FOR MAY, 2019

PROJECT : 1109 - TITLE I, SUPPORTING SCHOOLS & STAFF

OBJECT	DESCRIPTION	BUDGET AMOUNT	ADJUSTED BUDGET	CURRENT ACTIVITY	YTD ACTIVITY	ENCUMBRANCE	REQUISITION	UNENCUMBERED BALANCE	PERCENT ENCMBRD
Function : 72210 - Regular Instruction Program Support									
10500	Supervisor/Director	0.00	0.00	9,582.10	82,301.34	0.00	0.00	-82,301.34	0
18900	Other Salaries & Wages	0.00	0.00	3,000.00	3,000.00	0.00	0.00	-3,000.00	0
19600	In-Service Training	0.00	0.00	22,000.00	22,000.00	0.00	0.00	-22,000.00	0
20100	Social Security	0.00	0.00	1,516.23	1,516.23	0.00	0.00	-1,516.23	0
20400	State Retirement	0.00	0.00	2,333.36	2,333.36	0.00	0.00	-2,333.36	0
21200	Employer Medicare	0.00	0.00	493.53	1,547.97	0.00	0.00	-1,547.97	0
39900	Other Contracted Services	0.00	0.00	0.00	14,000.00	0.00	0.00	-14,000.00	0
49900	Other Supplies & Materials	0.00	0.00	0.00	5,370.89	0.00	0.00	-5,370.89	0
52400	In-Service/Staff Development	0.00	0.00	5,000.00	42,037.51	7,100.00	0.00	-49,137.51	0
TOTALS:	Function: 72210 - Regular Instruction Program Support	0.00	0.00	43,925.22	174,107.30	7,100.00	0.00	-181,207.30	0
TOTALS:	Project: 1109 - Title I, Supporting Schools & Staff	0.00	0.00	43,925.22	174,107.30	7,100.00	0.00	-181,207.30	0

COLLIERVILLE SCHOOLS

EXPENSES BY FUNCTION

Page: 13 of 23

06/12/2019

12:19:17 PM

Report Code: BAT_GL_TEMPLATE

BATCH QUEUE ID 432417

FOR MAY, 2019

PROJECT : 1110 - TITLE I - INCREASING CAREER EXPLORATION

OBJECT	DESCRIPTION	BUDGET AMOUNT	ADJUSTED BUDGET	CURRENT ACTIVITY	YTD ACTIVITY	ENCUMBRANCE	REQUISITION	UNENCUMBERED BALANCE	PERCENT ENCMBRD
Function : 71100 - Regular Instruction Program									
18900	Other Salaries & Wages	0.00	0.00	0.00	10,500.00	0.00	0.00	-10,500.00	0
20100	Social Security	0.00	0.00	0.00	607.47	0.00	0.00	-607.47	0
20400	State Retirement	0.00	0.00	0.00	1,045.49	0.00	0.00	-1,045.49	0
21200	Employer Medicare	0.00	0.00	0.00	142.04	0.00	0.00	-142.04	0
49900	Other Supplies & Materials	0.00	0.00	0.00	7,999.00	0.00	0.00	-7,999.00	0
TOTALS:	Function: 71100 - Regular Instruction Program	0.00	0.00	0.00	20,294.00	0.00	0.00	-20,294.00	0
Function : 72210 - Regular Instruction Program Support									
52400	In-Service/Staff Development	0.00	0.00	0.00	3,250.00	0.00	0.00	-3,250.00	0
TOTALS:	Function: 72210 - Regular Instruction Program Support	0.00	0.00	0.00	3,250.00	0.00	0.00	-3,250.00	0
TOTALS:	Project: 1110 - Title I - Increasing Career Exploration	0.00	0.00	0.00	23,544.00	0.00	0.00	-23,544.00	0

COLLIERVILLE SCHOOLS

EXPENSES BY FUNCTION

Page: 14 of 23

06/12/2019

12:19:17 PM

Report Code: BAT_GL_TEMPLATE

BATCH QUEUE ID 432417

FOR MAY, 2019

PROJECT : 1111 - TITLE I - EPSO INSTRUCTIONAL SUPPORT

OBJECT	DESCRIPTION	BUDGET AMOUNT	ADJUSTED BUDGET	CURRENT ACTIVITY	YTD ACTIVITY	ENCUMBRANCE	REQUISITION	UNENCUMBERED BALANCE	PERCENT ENCMBRD
Function : 72130 - Other Student Support									
18900	Other Salaries & Wages	0.00	0.00	2,000.00	2,000.00	0.00	0.00	-2,000.00	0
20100	Social Security	0.00	0.00	124.24	124.24	0.00	0.00	-124.24	0
20400	State Retirement	0.00	0.00	161.71	161.71	0.00	0.00	-161.71	0
21200	Employer Medicare	0.00	0.00	29.06	29.06	0.00	0.00	-29.06	0
TOTALS:	Function: 72130 - Other Student Support	0.00	0.00	2,315.01	2,315.01	0.00	0.00	-2,315.01	0
Function : 72210 - Regular Instruction Program Support									
19600	In-Service Training	0.00	0.00	0.00	19,750.00	0.00	0.00	-19,750.00	0
20100	Social Security	0.00	0.00	0.00	1,145.89	0.00	0.00	-1,145.89	0
20400	State Retirement	0.00	0.00	0.00	1,960.25	0.00	0.00	-1,960.25	0
21200	Employer Medicare	0.00	0.00	0.00	268.00	0.00	0.00	-268.00	0
TOTALS:	Function: 72210 - Regular Instruction Program Support	0.00	0.00	0.00	23,124.14	0.00	0.00	-23,124.14	0
TOTALS:	Project: 1111 - Title I - EPSO Instructional Support	0.00	0.00	2,315.01	25,439.15	0.00	0.00	-25,439.15	0

COLLIERVILLE SCHOOLS

EXPENSES BY FUNCTION

BATCH QUEUE ID 432417

FOR MAY, 2019

PROJECT : 1113 - TITLE I - DATA QUALITY

Page: 15 of 23

06/12/2019

12:19:17 PM

Report Code: BAT_GL_TEMPLATE

OBJECT	DESCRIPTION	BUDGET AMOUNT	ADJUSTED BUDGET	CURRENT ACTIVITY	YTD ACTIVITY	ENCUMBRANCE	REQUISITION	UNENCUMBERED BALANCE	PERCENT ENCMBRD
Function : 72130 - Other Student Support									
32200	Evaluation & Testing	0.00	0.00	0.00	110,000.00	0.00	0.00	-110,000.00	0
TOTALS:	Function: 72130 - Other Student Support	0.00	0.00	0.00	110,000.00	0.00	0.00	-110,000.00	0
Function : 72210 - Regular Instruction Program Support									
52400	In-Service/Staff Development	0.00	0.00	0.00	214.50	0.00	0.00	-214.50	0
TOTALS:	Function: 72210 - Regular Instruction Program Support	0.00	0.00	0.00	214.50	0.00	0.00	-214.50	0
TOTALS:	Project: 1113 - Title I - Data Quality	0.00	0.00	0.00	110,214.50	0.00	0.00	-110,214.50	0

COLLIERVILLE SCHOOLS

EXPENSES BY FUNCTION

Page: 16 of 23

06/12/2019

12:19:17 PM

Report Code: BAT_GL_TEMPLATE

BATCH QUEUE ID 432417

FOR MAY, 2019

PROJECT : 2009 - TITLE II 2018-19

OBJECT	DESCRIPTION	BUDGET AMOUNT	ADJUSTED BUDGET	CURRENT ACTIVITY	YTD ACTIVITY	ENCUMBRANCE	REQUISITION	UNENCUMBERED BALANCE	PERCENT ENCMBRD
Function : 72210 - Regular Instruction Program Support									
18900	Other Salaries & Wages	82,000.00	84,000.00	7,250.16	75,668.85	0.00	0.00	8,331.15	90
20100	Social Security	5,100.00	5,225.00	387.26	4,069.94	0.00	0.00	1,155.06	78
20400	State Retirement	8,600.00	8,800.00	758.36	7,914.89	0.00	0.00	885.11	90
20600	Life Insurance	250.00	275.00	24.90	236.55	0.00	0.00	38.45	86
20700	Medical Insurance	12,303.00	13,626.00	1,362.60	12,944.70	0.00	0.00	681.30	95
21200	Employer Medicare	1,200.00	1,225.00	90.56	951.76	0.00	0.00	273.24	78
30800	Consultants	15,500.00	20,500.00	0.00	20,000.00	0.00	0.00	500.00	98
49900	Other Supplies & Materials	5,000.00	10,000.00	0.00	3,820.68	0.00	0.00	6,179.32	38
52400	In-Service/Staff Development	65,048.64	79,751.43	28,689.89	78,902.74	0.00	0.00	848.69	99
52401	In Service/Staff Dev - Non Public	3,200.32	3,230.90	0.00	0.00	0.00	0.00	3,230.90	0
59900	Other Charges	1,000.00	1,000.00	0.00	0.00	0.00	0.00	1,000.00	0
79000	Other Equipment	0.00	14,098.29	4,543.00	4,543.00	0.00	0.00	9,555.29	32
TOTALS:	Function: 72210 - Regular Instruction Program Support	199,201.96	241,731.62	43,106.73	209,053.11	0.00	0.00	32,678.51	86
Function : 99100 - Transfers Out									
50400	Indirect Cost	3,984.04	4,552.67	738.27	3,728.20	0.00	0.00	824.47	82
TOTALS:	Function: 99100 - Transfers Out	3,984.04	4,552.67	738.27	3,728.20	0.00	0.00	824.47	82
TOTALS:	Project: 2009 - Title II 2018 -19	203,186.00	246,284.29	43,845.00	212,781.31	0.00	0.00	33,502.98	86

COLLIERVILLE SCHOOLS

EXPENSES BY FUNCTION

Page: 17 of 23

06/12/2019

12:19:17 PM

Report Code: BAT_GL_TEMPLATE

BATCH QUEUE ID 432417

FOR MAY, 2019

PROJECT : 3009 - TITLE III 2018-19

OBJECT	DESCRIPTION	BUDGET AMOUNT	ADJUSTED BUDGET	CURRENT ACTIVITY	YTD ACTIVITY	ENCUMBRANCE	REQUISITION	UNENCUMBERED BALANCE	PERCENT ENCMBRD
Function : 72210 - Regular Instruction Program Support									
18900	Other Salaries & Wages	6,000.00	6,000.00	3,000.00	6,000.00	0.00	0.00	0.00	100
20100	Social Security	372.00	372.00	179.95	358.58	0.00	0.00	13.42	96
20400	State Retirement	630.00	630.00	313.80	627.60	0.00	0.00	2.40	100
21200	Employer Medicare	87.00	87.00	42.08	83.86	0.00	0.00	3.14	96
49900	Other Supplies & Materials	11,400.22	16,077.88	1,997.15	8,373.46	0.00	0.00	7,704.42	52
52400	In-Service/Staff Development	10,401.96	10,310.24	3,375.00	6,835.22	0.00	0.00	3,475.02	66
79000	Other Equipment	5,439.00	5,439.00	0.00	5,386.50	0.00	0.00	52.50	99
TOTALS:	Function: 72210 - Regular Instruction Program Support	34,330.18	38,916.12	8,907.98	27,665.22	0.00	0.00	11,250.90	71
Function : 99100 - Transfers Out									
50400	Indirect Cost	577.82	669.54	178.16	445.57	0.00	0.00	223.97	67
TOTALS:	Function: 99100 - Transfers Out	577.82	669.54	178.16	445.57	0.00	0.00	223.97	67
TOTALS:	Project: 3009 - Title III 2018-19	34,908.00	39,585.66	9,086.14	28,110.79	0.00	0.00	11,474.87	71

COLLIERVILLE SCHOOLS

EXPENSES BY FUNCTION

Page: 18 of 23

06/12/2019

12:19:17 PM

Report Code: BAT_GL_TEMPLATE

BATCH QUEUE ID 432417

FOR MAY, 2019

PROJECT : 8919 - IDEA DISCRETIONARY SUPP 2018-19

OBJECT	DESCRIPTION	BUDGET AMOUNT	ADJUSTED BUDGET	CURRENT ACTIVITY	YTD ACTIVITY	ENCUMBRANCE	REQUISITION	UNENCUMBERED BALANCE	PERCENT ENCMBRD
Function : 72220 - Special Education Program Support									
49900	Other Supplies & Materials	3,159.43	3,159.43	0.00	3,159.43	0.00	0.00	0.00	100
52400	In-Service/Staff Development	2,800.00	2,800.00	0.00	2,800.00	0.00	0.00	0.00	100
TOTALS:	Function: 72220 - Special Education Program Support	5,959.43	5,959.43	0.00	5,959.43	0.00	0.00	0.00	100
TOTALS:	Project: 8919 - IDEA Discretionary Supp 2018- 19	5,959.43	5,959.43	0.00	5,959.43	0.00	0.00	0.00	100

COLLIERVILLE SCHOOLS

EXPENSES BY FUNCTION

Page: 19 of 23

06/12/2019

12:19:17 PM

Report Code: BAT_GL_TEMPLATE

BATCH QUEUE ID 432417

FOR MAY, 2019

PROJECT : 9009 - IDEA PART B 2018-19

OBJECT	DESCRIPTION	BUDGET AMOUNT	ADJUSTED BUDGET	CURRENT ACTIVITY	YTD ACTIVITY	ENCUMBRANCE	REQUISITION	UNENCUMBERED BALANCE	PERCENT ENCMBRD
Function : 71200 - Special Education Program									
11600	Teachers	364,525.00	379,525.00	30,533.25	314,419.81	0.00	0.00	65,105.19	83
12800	Homebound Teachers	40,647.00	10,460.00	0.00	9,567.58	0.00	0.00	892.42	91
16300	Educational Assistants	627,657.00	653,675.00	62,555.17	582,394.79	0.00	0.00	71,280.21	89
20100	Social Security	64,250.00	64,750.00	5,336.40	51,744.47	0.00	0.00	13,005.53	80
20400	State Retirement	101,000.00	101,200.00	8,276.19	80,977.12	0.00	0.00	20,222.88	80
20600	Life Insurance	3,125.00	3,175.00	301.56	2,885.93	0.00	0.00	289.07	91
20700	Medical Insurance	148,387.00	157,400.00	13,460.98	131,259.68	0.00	0.00	26,140.32	83
21200	Employer Medicare	15,000.00	15,100.00	1,248.08	12,101.90	0.00	0.00	2,998.10	80
31201	Contracts w Private Agencies-Set Aside	0.00	43,212.41	5,325.00	41,280.00	0.00	0.00	1,932.41	96
42900	Instructional Supplies & Materials	0.00	14,500.00	25.98	745.86	2,732.08	0.00	11,022.06	24
42901	Instructional Supplies - Set Aside	31,433.05	4,015.71	0.00	2,553.58	0.00	0.00	1,462.13	64
72500	Special Education Equipment	16,471.41	13,432.33	109.22	9,336.52	1,662.96	0.00	2,432.85	82
TOTALS:	Function: 71200 - Special Education Program	1,412,495.46	1,460,445.45	127,171.83	1,239,267.24	4,395.04	0.00	216,783.17	85
Function : 72220 - Special Education Program Support									
18900	Other Salaries & Wages	207,120.00	207,120.00	22,759.99	173,600.02	0.00	0.00	33,519.98	84
19600	In-Service Training	26,000.00	26,000.00	26,000.00	26,000.00	0.00	0.00	0.00	100
20100	Social Security	14,750.00	14,750.00	2,891.84	11,722.47	0.00	0.00	3,027.53	79
20400	State Retirement	25,000.00	25,000.00	4,994.12	19,944.30	0.00	0.00	5,055.70	80
20600	Life Insurance	650.00	650.00	60.62	575.89	0.00	0.00	74.11	89
20700	Medical Insurance	19,133.00	19,133.00	1,913.22	18,175.59	0.00	0.00	957.41	95
21200	Employer Medicare	3,500.00	3,500.00	676.32	2,741.57	0.00	0.00	758.43	78
79000	Other Equipment	0.00	11,500.00	0.00	10,584.00	0.00	0.00	916.00	92
TOTALS:	Function: 72220 - Special Education Program Support	296,153.00	307,653.00	59,296.11	263,343.84	0.00	0.00	44,309.16	86

COLLIERVILLE SCHOOLS

EXPENSES BY FUNCTION

BATCH QUEUE ID 432417

FOR MAY, 2019

PROJECT : 9009 - IDEA PART B 2018-19

Page: 20 of 23

06/12/2019

12:19:17 PM

Report Code: BAT_GL_TEMPLATE

OBJECT	DESCRIPTION	BUDGET AMOUNT	ADJUSTED BUDGET	CURRENT ACTIVITY	YTD ACTIVITY	ENCUMBRANCE	REQUISITION	UNENCUMBERED BALANCE	PERCENT ENCMBRD
Function : 99100 - Transfers Out									
50400	Indirect Cost	33,843.54	34,863.32	3,620.67	29,328.21	0.00	0.00	5,535.11	84
TOTALS:	Function: 99100 - Transfers Out	33,843.54	34,863.32	3,620.67	29,328.21	0.00	0.00	5,535.11	84
TOTALS:	Project: 9009 - IDEA Part B 2018-19	1,742,492.00	1,802,961.77	190,088.61	1,531,939.29	4,395.04	0.00	266,627.44	85

COLLIERVILLE SCHOOLS

EXPENSES BY FUNCTION

Page: 21 of 23

06/12/2019

12:19:17 PM

Report Code: BAT_GL_TEMPLATE

BATCH QUEUE ID 432417

FOR MAY, 2019

PROJECT : 9109 - IDEA PRESCHOOL INCENTIVE 2018-19

OBJECT	DESCRIPTION	BUDGET AMOUNT	ADJUSTED BUDGET	CURRENT ACTIVITY	YTD ACTIVITY	ENCUMBRANCE	REQUISITION	UNENCUMBERED BALANCE	PERCENT ENCMBRD
Function : 71200 - Special Education Program									
42900	Instructional Supplies & Materials	3,600.86	4,347.90	0.00	4,335.69	0.00	0.00	12.21	100
42901	Instructional Supplies - Set Aside	1,667.77	2,576.13	0.00	2,400.40	0.00	0.00	175.73	93
72500	Special Education Equipment	4,205.00	12,032.00	1,249.89	7,839.64	2,336.00	0.00	1,856.36	85
TOTALS:	Function: 71200 - Special Education Program	9,473.63	18,956.03	1,249.89	14,575.73	2,336.00	0.00	2,044.30	89
Function : 72220 - Special Education Program Support									
52400	In-Service/Staff Development	8,000.00	8,000.00	0.00	7,999.99	0.00	0.00	0.01	100
TOTALS:	Function: 72220 - Special Education Program Support	8,000.00	8,000.00	0.00	7,999.99	0.00	0.00	0.01	100
Function : 99100 - Transfers Out									
50400	Indirect Cost	265.37	298.48	0.00	294.72	0.00	0.00	3.76	99
TOTALS:	Function: 99100 - Transfers Out	265.37	298.48	0.00	294.72	0.00	0.00	3.76	99
TOTALS:	Project: 9109 - IDEA Preschool Incentive 2018-19	17,739.00	27,254.51	1,249.89	22,870.44	2,336.00	0.00	2,048.07	92

COLLIERVILLE SCHOOLS

EXPENSES BY FUNCTION

Page: 22 of 23

06/12/2019

12:19:17 PM

Report Code: BAT_GL_TEMPLATE

BATCH QUEUE ID 432417

	BUDGET AMOUNT	ADJUSTED BUDGET	CURRENT ACTIVITY	YTD ACTIVITY	ENCUMBRANCE	REQUISITION	UNENCUMBERED BALANCE	PERCENT ENCMBRD
GRAND TOTAL:	4,868,982.18	7,249,681.34	649,295.99	5,242,436.48	30,285.87	0.00	1,976,958.99	73

DISCRETIONARY GRANTS

COLLIERVILLE SCHOOLS

REVENUE BY FUNC

BATCH QUEUE ID 432418

FOR MAY, 2019

PROJECT : 8019 - VOLUNTARY PRE-K 2018-19

Page: 1 of 19

06/12/2019

12:19:47 PM

Report Code: BAT_GL_TEMPLATE

FUNCTION	DESCRIPTION	BUDGET AMOUNT	ADJUSTED BUDGET	CURRENT ACTIVITY	YTD ACTIVITY	ENCUMBRANCE	REQUISITION	UNENCUMBERED BALANCE	PERCENT ENCMBRD
46590	Other State Education Funds	186,667.78	190,517.78	14,415.71	159,423.06	0.00	0.00	31,094.72	84
TOTALS:	Project: 8019 - Voluntary Pre-K 2018-19	186,667.78	190,517.78	14,415.71	159,423.06	0.00	0.00	31,094.72	84

COLLIERVILLE SCHOOLS

REVENUE BY FUNC

BATCH QUEUE ID 432418

FOR MAY, 2019

PROJECT : 8029 - COORDINATED SCHOOL HEALTH 2018-19

Page: 2 of 19

06/12/2019

12:19:47 PM

Report Code: BAT_GL_TEMPLATE

FUNCTION	DESCRIPTION	BUDGET AMOUNT	ADJUSTED BUDGET	CURRENT ACTIVITY	YTD ACTIVITY	ENCUMBRANCE	REQUISITION	UNENCUMBERED BALANCE	PERCENT ENCMBRD
46591	Coordinated School Health	90,000.00	90,000.00	14,774.48	80,854.57	0.00	0.00	9,145.43	90
TOTALS:	Project: 8029 - Coordinated School Health 2018-19	90,000.00	90,000.00	14,774.48	80,854.57	0.00	0.00	9,145.43	90

COLLIERVILLE SCHOOLS

REVENUE BY FUNC

BATCH QUEUE ID 432418

FOR MAY, 2019

PROJECT : 8039 - SAFE SCHOOLS 2018-19

Page: 3 of 19

06/12/2019

12:19:47 PM

Report Code: BAT_GL_TEMPLATE

<u>FUNCTION</u>	<u>DESCRIPTION</u>	<u>BUDGET AMOUNT</u>	<u>ADJUSTED BUDGET</u>	<u>CURRENT ACTIVITY</u>	<u>YTD ACTIVITY</u>	<u>ENCUMBRANCE</u>	<u>REQUISITION</u>	<u>UNENCUMBERED BALANCE</u>	<u>PERCENT ENCMBRD</u>
46590	Other State Education Funds	84,430.00	84,430.00	27,466.66	80,800.00	0.00	0.00	3,630.00	96
TOTALS:	Project: 8039 - Safe Schools 2018-19	84,430.00	84,430.00	27,466.66	80,800.00	0.00	0.00	3,630.00	96

COLLIERVILLE SCHOOLS

REVENUE BY FUNC

BATCH QUEUE ID 432418

FOR MAY, 2019

PROJECT : 8046 - RACE 4 THE VILLE

Page: 4 of 19

06/12/2019

12:19:47 PM

Report Code: BAT_GL_TEMPLATE

FUNCTION	DESCRIPTION	BUDGET AMOUNT	ADJUSTED BUDGET	CURRENT ACTIVITY	YTD ACTIVITY	ENCUMBRANCE	REQUISITION	UNENCUMBERED BALANCE	PERCENT ENCMBRD
44990	Other Local Revenue	16,704.62	24,052.62	0.00	7,348.00	0.00	0.00	16,704.62	31
TOTALS:	Project: 8046 - Race 4 the Ville	16,704.62	24,052.62	0.00	7,348.00	0.00	0.00	16,704.62	31

COLLIERVILLE SCHOOLS

REVENUE BY FUNC

BATCH QUEUE ID 432418

FOR MAY, 2019

PROJECT : 8047 - DONATIONS-AUDITORIUM SEATS C(HS)

Page: 5 of 19

06/12/2019

12:19:47 PM

Report Code: BAT_GL_TEMPLATE

FUNCTION	DESCRIPTION	BUDGET AMOUNT	ADJUSTED BUDGET	CURRENT ACTIVITY	YTD ACTIVITY	ENCUMBRANCE	REQUISITION	UNENCUMBERED BALANCE	PERCENT ENCMBRD
44990	Other Local Revenue	2,200.00	2,200.00	0.00	0.00	0.00	0.00	2,200.00	0
TOTALS:	Project: 8047 - Donations- Auditorium Seats C(HS)	2,200.00	2,200.00	0.00	0.00	0.00	0.00	2,200.00	0

COLLIERVILLE SCHOOLS

Page: 6 of 19

REVENUE BY FUNC

06/12/2019

Report Code: BAT_GL_TEMPLATE

BATCH QUEUE ID 432418

12:19:47 PM

FOR MAY, 2019

PROJECT : 8048 - PD FOR TEACHERS

FUNCTION	DESCRIPTION	BUDGET AMOUNT	ADJUSTED BUDGET	CURRENT ACTIVITY	YTD ACTIVITY	ENCUMBRANCE	REQUISITION	UNENCUMBERED BALANCE	PERCENT ENCMBRD
44990	Other Local Revenue	2,250.00	4,785.00	0.00	2,535.00	0.00	0.00	2,250.00	53
TOTALS:	Project: 8048 - PD for Teachers	2,250.00	4,785.00	0.00	2,535.00	0.00	0.00	2,250.00	53

COLLIERVILLE SCHOOLS

REVENUE BY FUNC

BATCH QUEUE ID 432418

FOR MAY, 2019

PROJECT : 8049 - VPK DONATIONS

Page: 7 of 19

06/12/2019

12:19:47 PM

Report Code: BAT_GL_TEMPLATE

FUNCTION	DESCRIPTION	BUDGET AMOUNT	ADJUSTED BUDGET	CURRENT ACTIVITY	YTD ACTIVITY	ENCUMBRANCE	REQUISITION	UNENCUMBERED BALANCE	PERCENT ENCMBRD
44990	Other Local Revenue	754.08	1,104.08	0.00	1,104.08	0.00	0.00	0.00	100
TOTALS:	Project: 8049 - VPK Donations	754.08	1,104.08	0.00	1,104.08	0.00	0.00	0.00	100

COLLIERVILLE SCHOOLS

REVENUE BY FUNC

BATCH QUEUE ID 432418

FOR MAY, 2019

PROJECT : 8059 - READ TO BE READY 2018-19

Page: 8 of 19

06/12/2019

12:19:47 PM

Report Code: BAT_GL_TEMPLATE

FUNCTION	DESCRIPTION	BUDGET AMOUNT	ADJUSTED BUDGET	CURRENT ACTIVITY	YTD ACTIVITY	ENCUMBRANCE	REQUISITION	UNENCUMBERED BALANCE	PERCENT ENCMBRD
46980	Other State Grants	10,000.00	10,000.00	9,879.63	9,879.63	0.00	0.00	120.37	99
TOTALS:	Project: 8059 - Read to be Ready 2018-19	10,000.00	10,000.00	9,879.63	9,879.63	0.00	0.00	120.37	99

COLLIERVILLE SCHOOLS

REVENUE BY FUNC

BATCH QUEUE ID 432418

FOR MAY, 2019

PROJECT : 8069 - SCHOOL SAFETY 2018-19

Page: 9 of 19

06/12/2019

12:19:47 PM

Report Code: BAT_GL_TEMPLATE

FUNCTION	DESCRIPTION	BUDGET AMOUNT	ADJUSTED BUDGET	CURRENT ACTIVITY	YTD ACTIVITY	ENCUMBRANCE	REQUISITION	UNENCUMBERED BALANCE	PERCENT ENCMBRD
46590	Other State Education Funds	211,080.00	211,080.00	109,992.45	152,616.10	0.00	0.00	58,463.90	72
TOTALS:	Project: 8069 - SCHOOL SAFETY 2018-19	211,080.00	211,080.00	109,992.45	152,616.10	0.00	0.00	58,463.90	72

COLLIERVILLE SCHOOLS

REVENUE BY FUNC

Report Code: BAT_GL_TEMPLATE

BATCH QUEUE ID 432418

FOR MAY, 2019

PROJECT : 8079 - NEW SKILLS FOR YOUTH GRANT

FUNCTION	DESCRIPTION	BUDGET AMOUNT	ADJUSTED BUDGET	CURRENT ACTIVITY	YTD ACTIVITY	ENCUMBRANCE	REQUISITION	UNENCUMBERED BALANCE	PERCENT ENCMBRD
46590	Other State Education Funds	1,363.00	1,363.00	0.00	986.97	0.00	0.00	376.03	72
TOTALS:	Project: 8079 - NEW SKILLS FOR YOUTH GRANT	1,363.00	1,363.00	0.00	986.97	0.00	0.00	376.03	72

COLLIERVILLE SCHOOLS

REVENUE BY FUNC

BATCH QUEUE ID 432418

FOR MAY, 2019

PROJECT : 8088 - STEM INITIATIVE

Page: 11 of 19

06/12/2019

12:19:47 PM

Report Code: BAT_GL_TEMPLATE

FUNCTION	DESCRIPTION	BUDGET AMOUNT	ADJUSTED BUDGET	CURRENT ACTIVITY	YTD ACTIVITY	ENCUMBRANCE	REQUISITION	UNENCUMBERED BALANCE	PERCENT ENCMBRD
44990	Other Local Revenue	2,125.82	2,125.82	0.00	0.00	0.00	0.00	2,125.82	0
TOTALS:	Project: 8088 - STEM Initiative	2,125.82	2,125.82	0.00	0.00	0.00	0.00	2,125.82	0

COLLIERVILLE SCHOOLS

Page: 12 of 19

REVENUE BY FUNC

06/12/2019

Report Code: BAT_GL_TEMPLATE

BATCH QUEUE ID 432418

12:19:47 PM

FOR MAY, 2019

PROJECT : 8089 - STEM-NATIONAL FLIGHT ACADEMY

FUNCTION	DESCRIPTION	BUDGET AMOUNT	ADJUSTED BUDGET	CURRENT ACTIVITY	YTD ACTIVITY	ENCUMBRANCE	REQUISITION	UNENCUMBERED BALANCE	PERCENT ENCMBRD
44990	Other Local Revenue	3,000.00	3,000.00	0.00	2,625.00	0.00	0.00	375.00	88
TOTALS:	Project: 8089 - STEM- National Flight Academy	3,000.00	3,000.00	0.00	2,625.00	0.00	0.00	375.00	88

COLLIERVILLE SCHOOLS

REVENUE BY FUNC

BATCH QUEUE ID 432418

FOR MAY, 2019

PROJECT : 8098 - CPR TRAINING PROJECT

Page: 13 of 19

06/12/2019

12:19:47 PM

Report Code: BAT_GL_TEMPLATE

FUNCTION	DESCRIPTION	BUDGET AMOUNT	ADJUSTED BUDGET	CURRENT ACTIVITY	YTD ACTIVITY	ENCUMBRANCE	REQUISITION	UNENCUMBERED BALANCE	PERCENT ENCMBRD
44990	Other Local Revenue	1,262.00	1,814.00	0.00	552.00	0.00	0.00	1,262.00	30
TOTALS:	Project: 8098 - CPR Training Project	1,262.00	1,814.00	0.00	552.00	0.00	0.00	1,262.00	30

COLLIERVILLE SCHOOLS

REVENUE BY FUNC

BATCH QUEUE ID 432418

FOR MAY, 2019

PROJECT : 8109 - COMPETENCY-BASED EDUCATION GRANT 2018-19

Page: 14 of 19

06/12/2019

12:19:47 PM

Report Code: BAT_GL_TEMPLATE

FUNCTION	DESCRIPTION	BUDGET AMOUNT	ADJUSTED BUDGET	CURRENT ACTIVITY	YTD ACTIVITY	ENCUMBRANCE	REQUISITION	UNENCUMBERED BALANCE	PERCENT ENCMBRD
46590	Other State Education Funds	20,669.25	20,669.25	0.00	17,500.00	0.00	0.00	3,169.25	85
TOTALS:	Project: 8109 - Competency-Based Education Grant 2018-19	20,669.25	20,669.25	0.00	17,500.00	0.00	0.00	3,169.25	85

COLLIERVILLE SCHOOLS

REVENUE BY FUNC

BATCH QUEUE ID 432418

FOR MAY, 2019

PROJECT : 8119 - TEACHER LEADER NETWORK GRANT

Page: 15 of 19

06/12/2019

12:19:47 PM

Report Code: BAT_GL_TEMPLATE

FUNCTION	DESCRIPTION	BUDGET AMOUNT	ADJUSTED BUDGET	CURRENT ACTIVITY	YTD ACTIVITY	ENCUMBRANCE	REQUISITION	UNENCUMBERED BALANCE	PERCENT ENCMBRD
46590	Other State Education Funds	5,000.00	5,000.00	1,000.00	5,000.00	0.00	0.00	0.00	100
TOTALS:	Project: 8119 - Teacher Leader Network Grant	5,000.00	5,000.00	1,000.00	5,000.00	0.00	0.00	0.00	100

COLLIERVILLE SCHOOLS

REVENUE BY FUNC

BATCH QUEUE ID 432418

FOR MAY, 2019

PROJECT : 8200 - ATHLETIC FUND

Page: 16 of 19

06/12/2019

12:19:47 PM

Report Code: BAT_GL_TEMPLATE

FUNCTION	DESCRIPTION	BUDGET AMOUNT	ADJUSTED BUDGET	CURRENT ACTIVITY	YTD ACTIVITY	ENCUMBRANCE	REQUISITION	UNENCUMBERED BALANCE	PERCENT ENCMBRD
44990	Other Local Revenue	3,000.00	3,000.00	0.00	0.00	0.00	0.00	3,000.00	0
TOTALS:	Project: 8200 - Athletic Fund	3,000.00	3,000.00	0.00	0.00	0.00	0.00	3,000.00	0

COLLIERVILLE SCHOOLS

REVENUE BY FUNC

BATCH QUEUE ID 432418

FOR MAY, 2019

PROJECT : 8300 - SODEXO SCHOLARSHIP

Page: 17 of 19

06/12/2019

12:19:47 PM

Report Code: BAT_GL_TEMPLATE

FUNCTION	DESCRIPTION	BUDGET AMOUNT	ADJUSTED BUDGET	CURRENT ACTIVITY	YTD ACTIVITY	ENCUMBRANCE	REQUISITION	UNENCUMBERED BALANCE	PERCENT ENCMBRD
44990	Other Local Revenue	12,500.00	12,500.00	12,500.00	12,500.00	0.00	0.00	0.00	100
TOTALS:	Project: 8300 - SODEXO SCHOLARSHIP	12,500.00	12,500.00	12,500.00	12,500.00	0.00	0.00	0.00	100

COLLIERVILLE SCHOOLS

REVENUE BY FUNC

BATCH QUEUE ID 432418

Page: 18 of 19

06/12/2019

12:19:47 PM

Report Code: BAT_GL_TEMPLATE

	BUDGET AMOUNT	ADJUSTED BUDGET	CURRENT ACTIVITY	YTD ACTIVITY	ENCUMBRANCE	REQUISITION	UNENCUMBERED BALANCE	PERCENT ENCMBRD
GRAND TOTAL:	653,006.55	667,641.55	190,028.93	533,724.41	0.00	0.00	133,917.14	80

COLLIERVILLE SCHOOLS

EXPENSES BY FUNCTION

BATCH QUEUE ID 432419

FOR MAY, 2019

PROJECT : 8019 - VOLUNTARY PRE-K 2018-19

Page: 1 of 19

06/12/2019

12:20:17 PM

Report Code: BAT_GL_TEMPLATE

OBJECT	DESCRIPTION	BUDGET AMOUNT	ADJUSTED BUDGET	CURRENT ACTIVITY	YTD ACTIVITY	ENCUMBRANCE	REQUISITION	UNENCUMBERED BALANCE	PERCENT ENCMBRD
Function : 73400 - Early Childhood Education									
11600	Teachers	92,292.00	104,015.00	8,654.16	86,706.68	0.00	0.00	17,308.32	83
16300	Educational Assistants	45,220.00	44,066.00	3,487.47	40,506.99	0.00	0.00	3,559.01	92
20100	Social Security	8,550.00	9,183.00	694.89	7,326.61	0.00	0.00	1,856.39	80
20400	State Retirement	13,850.00	11,758.00	845.41	9,062.38	0.00	0.00	2,695.62	77
20600	Life Insurance	425.00	450.00	41.26	413.42	0.00	0.00	36.58	92
20700	Medical Insurance	20,670.63	8,180.63	1,651.86	15,692.67	0.00	0.00	-7,512.04	192
21200	Employer Medicare	2,000.00	2,148.00	162.53	1,713.63	0.00	0.00	434.37	80
21700	Retirement - Hybrid Stabilization	0.00	3,207.00	247.33	2,386.78	0.00	0.00	820.22	74
42900	Instructional Supplies & Materials	0.00	3,850.00	0.00	0.00	0.00	0.00	3,850.00	0
TOTALS:	Function: 73400 - Early Childhood Education	183,007.63	186,857.63	15,784.91	163,809.16	0.00	0.00	23,048.47	88
Function : 99100 - Transfers Out									
50400	Indirect Cost	3,660.15	3,660.15	282.66	3,125.94	0.00	0.00	534.21	85
TOTALS:	Function: 99100 - Transfers Out	3,660.15	3,660.15	282.66	3,125.94	0.00	0.00	534.21	85
TOTALS:	Project: 8019 - Voluntary Pre-K 2018-19	186,667.78	190,517.78	16,067.57	166,935.10	0.00	0.00	23,582.68	88

COLLIERVILLE SCHOOLS

EXPENSES BY FUNCTION

Page: 2 of 19

06/12/2019

12:20:17 PM

Report Code: BAT_GL_TEMPLATE

BATCH QUEUE ID 432419

FOR MAY, 2019

PROJECT : 8029 - COORDINATED SCHOOL HEALTH 2018-19

OBJECT	DESCRIPTION	BUDGET AMOUNT	ADJUSTED BUDGET	CURRENT ACTIVITY	YTD ACTIVITY	ENCUMBRANCE	REQUISITION	UNENCUMBERED BALANCE	PERCENT ENCMBRD
Function : 72120 - Health Services									
13100	Medical Personnel	23,541.00	23,541.00	1,961.79	19,500.11	0.00	0.00	4,040.89	83
18900	Other Salaries & Wages	15,000.00	15,928.00	10,500.00	14,373.75	0.00	0.00	1,554.25	90
20100	Social Security	2,450.00	2,450.00	748.54	2,071.29	0.00	0.00	378.71	85
20400	State Retirement	4,075.00	3,500.00	1,182.03	2,774.77	0.00	0.00	725.23	79
20600	Life Insurance	80.00	80.00	7.14	67.83	0.00	0.00	12.17	85
21200	Employer Medicare	600.00	600.00	175.06	484.42	0.00	0.00	115.58	81
21700	Retirement - Hybrid Stabilization	0.00	575.00	70.92	342.60	0.00	0.00	232.40	60
39900	Other Contracted Services	2,254.00	1,326.00	0.00	1,326.00	0.00	0.00	0.00	100
49900	Other Supplies & Materials	11,000.00	14,000.00	0.00	13,876.96	90.28	0.00	32.76	100
52400	In-Service/Staff Development	15,000.00	13,500.00	129.00	11,683.58	0.00	0.00	1,816.42	87
73500	Health Equipment	16,000.00	14,500.00	0.00	14,353.26	89.00	0.00	57.74	100
TOTALS:	Function: 72120 - Health Services	90,000.00	90,000.00	14,774.48	80,854.57	179.28	0.00	8,966.15	90
TOTALS:	Project: 8029 - Coordinated School Health 2018-19	90,000.00	90,000.00	14,774.48	80,854.57	179.28	0.00	8,966.15	90

COLLIERVILLE SCHOOLS

EXPENSES BY FUNCTION

BATCH QUEUE ID 432419

FOR MAY, 2019

PROJECT : 8039 - SAFE SCHOOLS 2018-19

Page: 3 of 19

06/12/2019

12:20:17 PM

Report Code: BAT_GL_TEMPLATE

OBJECT	DESCRIPTION	BUDGET AMOUNT	ADJUSTED BUDGET	CURRENT ACTIVITY	YTD ACTIVITY	ENCUMBRANCE	REQUISITION	UNENCUMBERED BALANCE	PERCENT ENCMBRD
Function : 72130 - Other Student Support									
30900	Contracts w Govt Agencies	80,000.00	80,000.00	26,666.66	80,000.00	0.00	0.00	0.00	100
52400	In-Service/Staff Development	4,430.00	4,430.00	800.00	800.00	0.00	0.00	3,630.00	18
TOTALS:	Function: 72130 - Other Student Support	84,430.00	84,430.00	27,466.66	80,800.00	0.00	0.00	3,630.00	96
TOTALS:	Project: 8039 - Safe Schools 2018-19	84,430.00	84,430.00	27,466.66	80,800.00	0.00	0.00	3,630.00	96

COLLIERVILLE SCHOOLS

EXPENSES BY FUNCTION

BATCH QUEUE ID 432419

FOR MAY, 2019

PROJECT : 8046 - RACE 4 THE VILLE

Page: 4 of 19

06/12/2019

12:20:17 PM

Report Code: BAT_GL_TEMPLATE

OBJECT	DESCRIPTION	BUDGET AMOUNT	ADJUSTED BUDGET	CURRENT ACTIVITY	YTD ACTIVITY	ENCUMBRANCE	REQUISITION	UNENCUMBERED BALANCE	PERCENT ENCMBRD
Function : 72120 - Health Services									
39900	Other Contracted Services	8,683.00	16,031.00	4,404.00	7,411.00	0.00	0.00	8,620.00	46
49900	Other Supplies & Materials	8,021.62	8,021.62	264.88	4,289.48	0.00	0.00	3,732.14	53
TOTALS:	Function: 72120 - Health Services	16,704.62	24,052.62	4,668.88	11,700.48	0.00	0.00	12,352.14	49
TOTALS:	Project: 8046 - Race 4 the Ville	16,704.62	24,052.62	4,668.88	11,700.48	0.00	0.00	12,352.14	49

COLLIERVILLE SCHOOLS

EXPENSES BY FUNCTION

BATCH QUEUE ID 432419

FOR MAY, 2019

PROJECT : 8047 - DONATIONS-AUDITORIUM SEATS C(HS)

Page: 5 of 19

06/12/2019

12:20:17 PM

Report Code: BAT_GL_TEMPLATE

OBJECT	DESCRIPTION	BUDGET AMOUNT	ADJUSTED BUDGET	CURRENT ACTIVITY	YTD ACTIVITY	ENCUMBRANCE	REQUISITION	UNENCUMBERED BALANCE	PERCENT ENCMBRD
Function : 72320 - Director of Schools									
59900	Other Charges	2,200.00	2,200.00	0.00	0.00	0.00	0.00	2,200.00	0
TOTALS:	Function: 72320 - Director of Schools	2,200.00	2,200.00	0.00	0.00	0.00	0.00	2,200.00	0
TOTALS:	Project: 8047 - Donations- Auditorium Seats C(HS)	2,200.00	2,200.00	0.00	0.00	0.00	0.00	2,200.00	0

COLLIERVILLE SCHOOLS

EXPENSES BY FUNCTION

BATCH QUEUE ID 432419

FOR MAY, 2019

PROJECT : 8048 - PD FOR TEACHERS

Page: 6 of 19

06/12/2019

12:20:17 PM

Report Code: BAT_GL_TEMPLATE

OBJECT	DESCRIPTION	BUDGET AMOUNT	ADJUSTED BUDGET	CURRENT ACTIVITY	YTD ACTIVITY	ENCUMBRANCE	REQUISITION	UNENCUMBERED BALANCE	PERCENT ENCMBRD
Function : 72210 - Regular Instruction Program Support									
52400	In-Service/Staff Development	800.00	1,450.00	0.00	36.14	0.00	0.00	1,413.86	2
59900	Other Charges	1,450.00	3,335.00	0.00	51.73	0.00	0.00	3,283.27	2
TOTALS:	Function: 72210 - Regular Instruction Program Support	2,250.00	4,785.00	0.00	87.87	0.00	0.00	4,697.13	2
TOTALS:	Project: 8048 - PD for Teachers	2,250.00	4,785.00	0.00	87.87	0.00	0.00	4,697.13	2

COLLIERVILLE SCHOOLS

EXPENSES BY FUNCTION

Page: 7 of 19

06/12/2019

12:20:17 PM

Report Code: BAT_GL_TEMPLATE

BATCH QUEUE ID 432419

FOR MAY, 2019

PROJECT : 8049 - VPK DONATIONS

OBJECT	DESCRIPTION	BUDGET AMOUNT	ADJUSTED BUDGET	CURRENT ACTIVITY	YTD ACTIVITY	ENCUMBRANCE	REQUISITION	UNENCUMBERED BALANCE	PERCENT ENCMBRD
Function : 73400 - Early Childhood Education									
59900	Other Charges	754.08	1,104.08	0.00	123.35	0.00	0.00	980.73	11
TOTALS:	Function: 73400 - Early Childhood Education	754.08	1,104.08	0.00	123.35	0.00	0.00	980.73	11
TOTALS:	Project: 8049 - VPK Donations	754.08	1,104.08	0.00	123.35	0.00	0.00	980.73	11

COLLIERVILLE SCHOOLS

EXPENSES BY FUNCTION

Page: 8 of 19

06/12/2019

12:20:17 PM

Report Code: BAT_GL_TEMPLATE

BATCH QUEUE ID 432419

FOR MAY, 2019

PROJECT : 8059 - READ TO BE READY 2018-19

OBJECT	DESCRIPTION	BUDGET AMOUNT	ADJUSTED BUDGET	CURRENT ACTIVITY	YTD ACTIVITY	ENCUMBRANCE	REQUISITION	UNENCUMBERED BALANCE	PERCENT ENCMBRD
Function : 71100 - Regular Instruction Program									
42900	Instructional Supplies & Materials	4,325.00	4,325.00	4,213.54	4,213.54	108.40	0.00	3.06	100
TOTALS:	Function: 71100 - Regular Instruction Program	4,325.00	4,325.00	4,213.54	4,213.54	108.40	0.00	3.06	100
Function : 72210 - Regular Instruction Program Support									
18900	Other Salaries & Wages	4,800.00	4,800.00	4,800.00	4,800.00	0.00	0.00	0.00	100
20100	Social Security	300.00	300.00	295.02	295.02	0.00	0.00	4.98	98
20400	State Retirement	505.00	505.00	502.08	502.08	0.00	0.00	2.92	99
21200	Employer Medicare	70.00	70.00	68.99	68.99	0.00	0.00	1.01	99
TOTALS:	Function: 72210 - Regular Instruction Program Support	5,675.00	5,675.00	5,666.09	5,666.09	0.00	0.00	8.91	100
TOTALS:	Project: 8059 - Read to be Ready 2018-19	10,000.00	10,000.00	9,879.63	9,879.63	108.40	0.00	11.97	100

COLLIERVILLE SCHOOLS

EXPENSES BY FUNCTION

BATCH QUEUE ID 432419

FOR MAY, 2019

PROJECT : 8069 - SCHOOL SAFETY 2018-19

Page: 9 of 19

06/12/2019

12:20:17 PM

Report Code: BAT_GL_TEMPLATE

OBJECT	DESCRIPTION	BUDGET AMOUNT	ADJUSTED BUDGET	CURRENT ACTIVITY	YTD ACTIVITY	ENCUMBRANCE	REQUISITION	UNENCUMBERED BALANCE	PERCENT ENCMBRD
Function : 72130 - Other Student Support									
49900	Other Supplies & Materials	8,080.00	8,080.00	0.00	3,207.76	0.00	0.00	4,872.24	40
52400	In-Service/Staff Development	3,000.00	0.00	0.00	0.00	0.00	0.00	0.00	0
79000	Other Equipment	200,000.00	203,000.00	109,992.45	149,408.34	33,930.00	4,998.00	14,663.66	93
TOTALS:	Function: 72130 - Other Student Support	211,080.00	211,080.00	109,992.45	152,616.10	33,930.00	4,998.00	19,535.90	91
TOTALS:	Project: 8069 - SCHOOL SAFETY 2018-19	211,080.00	211,080.00	109,992.45	152,616.10	33,930.00	4,998.00	19,535.90	91

COLLIERVILLE SCHOOLS

EXPENSES BY FUNCTION

Page: 10 of 19

06/12/2019

12:20:17 PM

Report Code: BAT_GL_TEMPLATE

BATCH QUEUE ID 432419

FOR MAY, 2019

PROJECT : 8079 - NEW SKILLS FOR YOUTH GRANT

OBJECT	DESCRIPTION	BUDGET AMOUNT	ADJUSTED BUDGET	CURRENT ACTIVITY	YTD ACTIVITY	ENCUMBRANCE	REQUISITION	UNENCUMBERED BALANCE	PERCENT ENCMBRD
Function : 71300 - Vocational Education Program									
39900	Other Contracted Services	163.00	163.00	0.00	0.00	0.00	0.00	163.00	0
TOTALS:	Function: 71300 - Vocational Education Program	163.00	163.00	0.00	0.00	0.00	0.00	163.00	0
Function : 72130 - Other Student Support									
52400	In-Service/Staff Development	1,200.00	1,200.00	0.00	986.97	0.00	0.00	213.03	82
TOTALS:	Function: 72130 - Other Student Support	1,200.00	1,200.00	0.00	986.97	0.00	0.00	213.03	82
TOTALS:	Project: 8079 - NEW SKILLS FOR YOUTH GRANT	1,363.00	1,363.00	0.00	986.97	0.00	0.00	376.03	72

COLLIERVILLE SCHOOLS

EXPENSES BY FUNCTION

Report Code: BAT_GL_TEMPLATE

BATCH QUEUE ID 432419

FOR MAY, 2019

PROJECT : 8088 - STEM INITIATIVE

Page: 11 of 19

06/12/2019

12:20:17 PM

OBJECT	DESCRIPTION	BUDGET AMOUNT	ADJUSTED BUDGET	CURRENT ACTIVITY	YTD ACTIVITY	ENCUMBRANCE	REQUISITION	UNENCUMBERED BALANCE	PERCENT ENCMBRD
Function : 72210 - Regular Instruction Program Support									
49900	Other Supplies & Materials	2,125.82	2,125.82	0.00	1,304.01	0.00	0.00	821.81	61
TOTALS:	Function: 72210 - Regular Instruction Program Support	2,125.82	2,125.82	0.00	1,304.01	0.00	0.00	821.81	61
TOTALS:	Project: 8088 - STEM Initiative	2,125.82	2,125.82	0.00	1,304.01	0.00	0.00	821.81	61

COLLIERVILLE SCHOOLS

EXPENSES BY FUNCTION

BATCH QUEUE ID 432419

FOR MAY, 2019

PROJECT : 8089 - STEM-NATIONAL FLIGHT ACADEMY

Page: 12 of 19

06/12/2019

12:20:17 PM

Report Code: BAT_GL_TEMPLATE

OBJECT	DESCRIPTION	BUDGET AMOUNT	ADJUSTED BUDGET	CURRENT ACTIVITY	YTD ACTIVITY	ENCUMBRANCE	REQUISITION	UNENCUMBERED BALANCE	PERCENT ENCMBRD
Function : 71100 - Regular Instruction Program									
59900	Other Charges	3,000.00	3,000.00	0.00	0.00	0.00	0.00	3,000.00	0
TOTALS:	Function: 71100 - Regular Instruction Program	3,000.00	3,000.00	0.00	0.00	0.00	0.00	3,000.00	0
TOTALS:	Project: 8089 - STEM- National Flight Academy	3,000.00	3,000.00	0.00	0.00	0.00	0.00	3,000.00	0

COLLIERVILLE SCHOOLS

EXPENSES BY FUNCTION

BATCH QUEUE ID 432419

FOR MAY, 2019

PROJECT : 8098 - CPR TRAINING PROJECT

Page: 13 of 19

06/12/2019

12:20:17 PM

Report Code: BAT_GL_TEMPLATE

OBJECT	DESCRIPTION	BUDGET AMOUNT	ADJUSTED BUDGET	CURRENT ACTIVITY	YTD ACTIVITY	ENCUMBRANCE	REQUISITION	UNENCUMBERED BALANCE	PERCENT ENCMBRD
Function : 72120 - Health Services									
49900	Other Supplies & Materials	1,262.00	1,464.00	6.00	630.00	0.00	0.00	834.00	43
52400	In-Service/Staff Development	0.00	350.00	0.00	110.00	0.00	0.00	240.00	31
TOTALS:	Function: 72120 - Health Services	1,262.00	1,814.00	6.00	740.00	0.00	0.00	1,074.00	41
TOTALS:	Project: 8098 - CPR Training Project	1,262.00	1,814.00	6.00	740.00	0.00	0.00	1,074.00	41

COLLIERVILLE SCHOOLS

EXPENSES BY FUNCTION

Page: 14 of 19

06/12/2019

12:20:17 PM

Report Code: BAT_GL_TEMPLATE

BATCH QUEUE ID 432419

FOR MAY, 2019

PROJECT : 8109 - COMPETENCY-BASED EDUCATION GRANT 2018-19

OBJECT	DESCRIPTION	BUDGET AMOUNT	ADJUSTED BUDGET	CURRENT ACTIVITY	YTD ACTIVITY	ENCUMBRANCE	REQUISITION	UNENCUMBERED BALANCE	PERCENT ENCMBRD
Function : 71100 - Regular Instruction Program									
18900	Other Salaries & Wages	17,500.00	17,500.00	0.00	17,500.00	0.00	0.00	0.00	100
20100	Social Security	1,085.00	1,085.00	0.00	0.00	0.00	0.00	1,085.00	0
20400	State Retirement	1,676.00	1,676.00	0.00	0.00	0.00	0.00	1,676.00	0
21200	Employer Medicare	253.75	253.75	0.00	0.00	0.00	0.00	253.75	0
21700	Retirement - Hybrid Stabilization	154.50	154.50	0.00	0.00	0.00	0.00	154.50	0
TOTALS:	Function: 71100 - Regular Instruction Program	20,669.25	20,669.25	0.00	17,500.00	0.00	0.00	3,169.25	85
TOTALS:	Project: 8109 - Competency-Based Education Grant 2018-19	20,669.25	20,669.25	0.00	17,500.00	0.00	0.00	3,169.25	85

COLLIERVILLE SCHOOLS

EXPENSES BY FUNCTION

Page: 15 of 19

06/12/2019

12:20:17 PM

Report Code: BAT_GL_TEMPLATE

BATCH QUEUE ID 432419

FOR MAY, 2019

PROJECT : 8119 - TEACHER LEADER NETWORK GRANT

OBJECT	DESCRIPTION	BUDGET AMOUNT	ADJUSTED BUDGET	CURRENT ACTIVITY	YTD ACTIVITY	ENCUMBRANCE	REQUISITION	UNENCUMBERED BALANCE	PERCENT ENCMBRD
Function : 71100 - Regular Instruction Program									
11600	Teachers	5,000.00	5,000.00	1,000.00	5,000.00	0.00	0.00	0.00	100
20100	Social Security	0.00	0.00	-244.66	0.00	0.00	0.00	0.00	0
20400	State Retirement	0.00	0.00	-418.40	0.00	0.00	0.00	0.00	0
21200	Employer Medicare	0.00	0.00	-57.22	0.00	0.00	0.00	0.00	0
TOTALS:	Function: 71100 - Regular Instruction Program	5,000.00	5,000.00	279.72	5,000.00	0.00	0.00	0.00	100
TOTALS:	Project: 8119 - Teacher Leader Network Grant	5,000.00	5,000.00	279.72	5,000.00	0.00	0.00	0.00	100

COLLIERVILLE SCHOOLS

EXPENSES BY FUNCTION

BATCH QUEUE ID 432419

FOR MAY, 2019

PROJECT : 8200 - ATHLETIC FUND

Page: 16 of 19

06/12/2019

12:20:17 PM

Report Code: BAT_GL_TEMPLATE

OBJECT	DESCRIPTION	BUDGET AMOUNT	ADJUSTED BUDGET	CURRENT ACTIVITY	YTD ACTIVITY	ENCUMBRANCE	REQUISITION	UNENCUMBERED BALANCE	PERCENT ENCMBRD
Function : 72810 - Central and Other									
39900	Other Contracted Services	1,000.00	500.00	0.00	0.00	0.00	0.00	500.00	0
49900	Other Supplies & Materials	1,000.00	1,500.00	0.00	1,248.78	0.00	0.00	251.22	83
79000	Other Equipment	1,000.00	1,000.00	0.00	43.90	0.00	0.00	956.10	4
TOTALS:	Function: 72810 - Central and Other	3,000.00	3,000.00	0.00	1,292.68	0.00	0.00	1,707.32	43
TOTALS:	Project: 8200 - Athletic Fund	3,000.00	3,000.00	0.00	1,292.68	0.00	0.00	1,707.32	43

COLLIERVILLE SCHOOLS

EXPENSES BY FUNCTION

BATCH QUEUE ID 432419

FOR MAY, 2019

PROJECT : 8300 - SODEXO SCHOLARSHIP

Page: 17 of 19

06/12/2019

12:20:17 PM

Report Code: BAT_GL_TEMPLATE

OBJECT	DESCRIPTION	BUDGET AMOUNT	ADJUSTED BUDGET	CURRENT ACTIVITY	YTD ACTIVITY	ENCUMBRANCE	REQUISITION	UNENCUMBERED BALANCE	PERCENT ENCMBRD
Function : 72320 - Director of Schools									
59900	Other Charges	12,500.00	12,500.00	1,187.50	1,187.50	0.00	0.00	11,312.50	10
TOTALS:	Function: 72320 - Director of Schools	12,500.00	12,500.00	1,187.50	1,187.50	0.00	0.00	11,312.50	10
TOTALS:	Project: 8300 - SODEXO SCHOLARSHIP	12,500.00	12,500.00	1,187.50	1,187.50	0.00	0.00	11,312.50	10

COLLIERVILLE SCHOOLS

EXPENSES BY FUNCTION

Page: 18 of 19

06/12/2019

12:20:17 PM

Report Code: BAT_GL_TEMPLATE

BATCH QUEUE ID 432419

	BUDGET AMOUNT	ADJUSTED BUDGET	CURRENT ACTIVITY	YTD ACTIVITY	ENCUMBRANCE	REQUISITION	UNENCUMBERED BALANCE	PERCENT ENCMBRD
GRAND TOTAL:	653,006.55	667,641.55	184,322.89	531,008.26	34,217.68	4,998.00	97,417.61	85

C.I.P.

COLLIERVILLE SCHOOLS

REVENUE BY FUNC

BATCH QUEUE ID 432424

FOR MAY, 2019

PROJECT : 6115 - COLLIERVILLE HIGH - NEW SCHOOL

Page: 1 of 10

06/12/2019

12:30:03 PM

Report Code: BAT_GL_TEMPLATE

FUNCTION	DESCRIPTION	BUDGET AMOUNT	ADJUSTED BUDGET	CURRENT ACTIVITY	YTD ACTIVITY	ENCUMBRANCE	REQUISITION	UNENCUMBERED BALANCE	PERCENT ENCMBRD
49100	Bond Proceeds	11,421,473.64	6,320,237.30	0.00	0.00	0.00	0.00	6,320,237.30	0
49105	Bond Proceeds - FF&E	666,905.60	5,471,950.66	0.00	0.00	0.00	0.00	5,471,950.66	0
TOTALS:	Project: 6115 - Collierville High - New School	12,088,379.24	11,792,187.96	0.00	0.00	0.00	0.00	11,792,187.96	0

COLLIERVILLE SCHOOLS

REVENUE BY FUNC

BATCH QUEUE ID 432424

FOR MAY, 2019

PROJECT : 6425 - CES REPLACE CHILLER/BOILER

Page: 2 of 10

06/12/2019

12:30:03 PM

Report Code: BAT_GL_TEMPLATE

FUNCTION	DESCRIPTION	BUDGET AMOUNT	ADJUSTED BUDGET	CURRENT ACTIVITY	YTD ACTIVITY	ENCUMBRANCE	REQUISITION	UNENCUMBERED BALANCE	PERCENT ENCMBRD
49100	Bond Proceeds	0.00	1,528,860.00	1,484,331.00	1,484,331.00	0.00	0.00	44,529.00	97
TOTALS:	Project: 6425 - CES Replace Chiller/Boiler	0.00	1,528,860.00	1,484,331.00	1,484,331.00	0.00	0.00	44,529.00	97

COLLIERVILLE SCHOOLS

REVENUE BY FUNC

BATCH QUEUE ID 432424

FOR MAY, 2019

PROJECT : 6427 - CROSSWIND REPLACE RTU'S

Page: 3 of 10

06/12/2019

12:30:03 PM

Report Code: BAT_GL_TEMPLATE

FUNCTION	DESCRIPTION	BUDGET AMOUNT	ADJUSTED BUDGET	CURRENT ACTIVITY	YTD ACTIVITY	ENCUMBRANCE	REQUISITION	UNENCUMBERED BALANCE	PERCENT ENCMBRD
49100	Bond Proceeds	0.00	317,139.00	317,139.00	317,139.00	0.00	0.00	0.00	100
TOTALS:	Project: 6427 - Crosswind Replace RTU's	0.00	317,139.00	317,139.00	317,139.00	0.00	0.00	0.00	100

COLLIERVILLE SCHOOLS

REVENUE BY FUNC

BATCH QUEUE ID 432424

FOR MAY, 2019

PROJECT : 6430 - CROSSWIND EMS UPGRADE

Page: 4 of 10

06/12/2019

12:30:03 PM

Report Code: BAT_GL_TEMPLATE

FUNCTION	DESCRIPTION	BUDGET AMOUNT	ADJUSTED BUDGET	CURRENT ACTIVITY	YTD ACTIVITY	ENCUMBRANCE	REQUISITION	UNENCUMBERED BALANCE	PERCENT ENCMBRD
49100	Bond Proceeds	0.00	68,623.00	68,623.00	68,623.00	0.00	0.00	0.00	100
TOTALS:	Project: 6430 - Crosswind EMS Upgrade	0.00	68,623.00	68,623.00	68,623.00	0.00	0.00	0.00	100

COLLIERVILLE SCHOOLS

REVENUE BY FUNC

BATCH QUEUE ID 432424

FOR MAY, 2019

PROJECT : 6431 - WCMS BRADLEY SINK REPLACEMENT

Report Code: BAT_GL_TEMPLATE

FUNCTION	DESCRIPTION	BUDGET AMOUNT	ADJUSTED BUDGET	CURRENT ACTIVITY	YTD ACTIVITY	ENCUMBRANCE	REQUISITION	UNENCUMBERED BALANCE	PERCENT ENCMBRD
49100	Bond Proceeds	0.00	33,641.00	33,641.00	33,641.00	0.00	0.00	0.00	100
TOTALS:	Project: 6431 - WCMS Bradley Sink Replacement	0.00	33,641.00	33,641.00	33,641.00	0.00	0.00	0.00	100

COLLIERVILLE SCHOOLS

REVENUE BY FUNC

BATCH QUEUE ID 432424

FOR MAY, 2019

PROJECT : 6432 - WCMS HVAC PROJECT

Page: 6 of 10

06/12/2019

12:30:03 PM

Report Code: BAT_GL_TEMPLATE

FUNCTION	DESCRIPTION	BUDGET AMOUNT	ADJUSTED BUDGET	CURRENT ACTIVITY	YTD ACTIVITY	ENCUMBRANCE	REQUISITION	UNENCUMBERED BALANCE	PERCENT ENCMBRD
49100	Bond Proceeds	0.00	154,000.00	154,000.00	154,000.00	0.00	0.00	0.00	100
TOTALS:	Project: 6432 - WCMS HVAC Project	0.00	154,000.00	154,000.00	154,000.00	0.00	0.00	0.00	100

COLLIERVILLE SCHOOLS

REVENUE BY FUNC

BATCH QUEUE ID 432424

FOR MAY, 2019

PROJECT : 6433 - SYCAMORE ELEM PAINTING

Page: 7 of 10

06/12/2019

12:30:03 PM

Report Code: BAT_GL_TEMPLATE

FUNCTION	DESCRIPTION	BUDGET AMOUNT	ADJUSTED BUDGET	CURRENT ACTIVITY	YTD ACTIVITY	ENCUMBRANCE	REQUISITION	UNENCUMBERED BALANCE	PERCENT ENCMBRD
49100	Bond Proceeds	0.00	150,766.00	150,766.00	150,766.00	0.00	0.00	0.00	100
TOTALS:	Project: 6433 - Sycamore Elem Painting	0.00	150,766.00	150,766.00	150,766.00	0.00	0.00	0.00	100

COLLIERVILLE SCHOOLS

REVENUE BY FUNC

BATCH QUEUE ID 432424

FOR MAY, 2019

PROJECT : 6525 - UNALLOCATED CIP FROM SHELBY CO

Page: 8 of 10

06/12/2019

12:30:03 PM

Report Code: BAT_GL_TEMPLATE

FUNCTION	DESCRIPTION	BUDGET AMOUNT	ADJUSTED BUDGET	CURRENT ACTIVITY	YTD ACTIVITY	ENCUMBRANCE	REQUISITION	UNENCUMBERED BALANCE	PERCENT ENCMBRD
49100	Bond Proceeds	69,906.04	788,757.04	-1,679,655.00	763,380.00	0.00	0.00	25,377.04	97
TOTALS:	Project: 6525 - Unallocated CIP from Shelby Co	69,906.04	788,757.04	-1,679,655.00	763,380.00	0.00	0.00	25,377.04	97

COLLIERVILLE SCHOOLS

REVENUE BY FUNC

BATCH QUEUE ID 432424

Page: 9 of 10

06/12/2019

12:30:03 PM

Report Code: BAT_GL_TEMPLATE

	BUDGET AMOUNT	ADJUSTED BUDGET	CURRENT ACTIVITY	YTD ACTIVITY	ENCUMBRANCE	REQUISITION	UNENCUMBERED BALANCE	PERCENT ENCMBRD
GRAND TOTAL:	12,158,285.28	14,833,974.00	528,845.00	2,971,880.00	0.00	0.00	11,862,094.00	20

COLLIERVILLE SCHOOLS

EXPENSES BY FUNCTION

BATCH QUEUE ID 432425

FOR MAY, 2019

PROJECT : 6115 - COLLIERVILLE HIGH - NEW SCHOOL

Page: 1 of 10

06/12/2019

12:31:34 PM

Report Code: BAT_GL_TEMPLATE

OBJECT	DESCRIPTION	BUDGET AMOUNT	ADJUSTED BUDGET	CURRENT ACTIVITY	YTD ACTIVITY	ENCUMBRANCE	REQUISITION	UNENCUMBERED BALANCE	PERCENT ENCMBRD
Function : 91300 - Education Capital Projects									
30400	Architects	61,275.00	41,575.00	0.00	41,575.00	0.00	0.00	0.00	100
32100	Engineering Services	0.00	4,267.50	350.00	4,267.50	0.00	0.00	0.00	100
33100	Legal Services	0.00	2,385.00	0.00	2,385.00	0.00	0.00	0.00	100
39900	Other Contracted Services	674,669.27	683,151.57	0.00	683,151.57	0.00	0.00	0.00	100
59900	Other Charges	0.00	17,626.98	3,294.98	17,626.98	0.00	0.00	0.00	100
70600	Building Construction	3,376,093.67	772,467.51	0.00	772,467.51	0.00	0.00	0.00	100
71100	Furniture & Fixtures	666,905.60	5,471,950.66	187,113.82	4,249,083.06	916,318.99	48,367.00	258,181.61	95
72400	Site Development	0.00	4,766,130.41	0.00	3,900,682.69	0.00	0.00	865,447.72	82
79900	Other Capital Outlay	7,309,435.70	32,633.33	0.00	32,633.33	0.00	0.00	0.00	100
TOTALS:	Function: 91300 - Education Capital Projects	12,088,379.24	11,792,187.96	190,758.80	9,703,872.64	916,318.99	48,367.00	1,123,629.33	90
TOTALS:	Project: 6115 - Collierville High - New School	12,088,379.24	11,792,187.96	190,758.80	9,703,872.64	916,318.99	48,367.00	1,123,629.33	90

COLLIERVILLE SCHOOLS

EXPENSES BY FUNCTION

BATCH QUEUE ID 432425

FOR MAY, 2019

PROJECT : 6425 - CES REPLACE CHILLER/BOILER

Page: 2 of 10

06/12/2019

12:31:34 PM

Report Code: BAT_GL_TEMPLATE

OBJECT	DESCRIPTION	BUDGET AMOUNT	ADJUSTED BUDGET	CURRENT ACTIVITY	YTD ACTIVITY	ENCUMBRANCE	REQUISITION	UNENCUMBERED BALANCE	PERCENT ENCMBRD
Function : 91300 - Education Capital Projects									
70700	Building Improvements	0.00	1,528,860.00	0.00	0.00	1,484,331.00	0.00	44,529.00	97
TOTALS:	Function: 91300 - Education Capital Projects	0.00	1,528,860.00	0.00	0.00	1,484,331.00	0.00	44,529.00	97
TOTALS:	Project: 6425 - CES Replace Chiller/Boiler	0.00	1,528,860.00	0.00	0.00	1,484,331.00	0.00	44,529.00	97

COLLIERVILLE SCHOOLS

EXPENSES BY FUNCTION

BATCH QUEUE ID 432425

FOR MAY, 2019

PROJECT : 6427 - CROSSWIND REPLACE RTU'S

Page: 3 of 10

06/12/2019

12:31:34 PM

Report Code: BAT_GL_TEMPLATE

OBJECT	DESCRIPTION	BUDGET AMOUNT	ADJUSTED BUDGET	CURRENT ACTIVITY	YTD ACTIVITY	ENCUMBRANCE	REQUISITION	UNENCUMBERED BALANCE	PERCENT ENCMBRD
Function : 91300 - Education Capital Projects									
70700	Building Improvements	0.00	317,139.00	150.00	150.00	316,989.00	0.00	0.00	100
TOTALS:	Function: 91300 - Education Capital Projects	0.00	317,139.00	150.00	150.00	316,989.00	0.00	0.00	100
TOTALS:	Project: 6427 - Crosswind Replace RTU's	0.00	317,139.00	150.00	150.00	316,989.00	0.00	0.00	100

COLLIERVILLE SCHOOLS

EXPENSES BY FUNCTION

BATCH QUEUE ID 432425

FOR MAY, 2019

PROJECT : 6430 - CROSSWIND EMS UPGRADE

Page: 4 of 10

06/12/2019

12:31:34 PM

Report Code: BAT_GL_TEMPLATE

OBJECT	DESCRIPTION	BUDGET AMOUNT	ADJUSTED BUDGET	CURRENT ACTIVITY	YTD ACTIVITY	ENCUMBRANCE	REQUISITION	UNENCUMBERED BALANCE	PERCENT ENCMBRD
Function : 91300 - Education Capital Projects									
70700	Building Improvements	0.00	68,623.00	0.00	0.00	68,623.00	0.00	0.00	100
TOTALS:	Function: 91300 - Education Capital Projects	0.00	68,623.00	0.00	0.00	68,623.00	0.00	0.00	100
TOTALS:	Project: 6430 - Crosswind EMS Upgrade	0.00	68,623.00	0.00	0.00	68,623.00	0.00	0.00	100

COLLIERVILLE SCHOOLS

EXPENSES BY FUNCTION

BATCH QUEUE ID 432425

FOR MAY, 2019

PROJECT : 6431 - WCMS BRADLEY SINK REPLACEMENT

Page: 5 of 10

06/12/2019

12:31:34 PM

Report Code: BAT_GL_TEMPLATE

OBJECT	DESCRIPTION	BUDGET AMOUNT	ADJUSTED BUDGET	CURRENT ACTIVITY	YTD ACTIVITY	ENCUMBRANCE	REQUISITION	UNENCUMBERED BALANCE	PERCENT ENCMBRD
Function : 91300 - Education Capital Projects									
70700	Building Improvements	0.00	33,641.00	0.00	0.00	33,641.00	0.00	0.00	100
TOTALS:	Function: 91300 - Education Capital Projects	0.00	33,641.00	0.00	0.00	33,641.00	0.00	0.00	100
TOTALS:	Project: 6431 - WCMS Bradley Sink Replacement	0.00	33,641.00	0.00	0.00	33,641.00	0.00	0.00	100

COLLIERVILLE SCHOOLS

EXPENSES BY FUNCTION

BATCH QUEUE ID 432425

FOR MAY, 2019

PROJECT : 6432 - WCMS HVAC PROJECT

Page: 6 of 10

06/12/2019

12:31:34 PM

Report Code: BAT_GL_TEMPLATE

OBJECT	DESCRIPTION	BUDGET AMOUNT	ADJUSTED BUDGET	CURRENT ACTIVITY	YTD ACTIVITY	ENCUMBRANCE	REQUISITION	UNENCUMBERED BALANCE	PERCENT ENCMBRD
Function : 91300 - Education Capital Projects									
70700	Building Improvements	0.00	154,000.00	0.00	0.00	0.00	0.00	154,000.00	0
TOTALS:	Function: 91300 - Education Capital Projects	0.00	154,000.00	0.00	0.00	0.00	0.00	154,000.00	0
TOTALS:	Project: 6432 - WCMS HVAC Project	0.00	154,000.00	0.00	0.00	0.00	0.00	154,000.00	0

COLLIERVILLE SCHOOLS

EXPENSES BY FUNCTION

BATCH QUEUE ID 432425

FOR MAY, 2019

PROJECT : 6433 - SYCAMORE ELEM PAINTING

Page: 7 of 10

06/12/2019

12:31:34 PM

Report Code: BAT_GL_TEMPLATE

OBJECT	DESCRIPTION	BUDGET AMOUNT	ADJUSTED BUDGET	CURRENT ACTIVITY	YTD ACTIVITY	ENCUMBRANCE	REQUISITION	UNENCUMBERED BALANCE	PERCENT ENCMBRD
Function : 91300 - Education Capital Projects									
70700	Building Improvements	0.00	150,766.00	0.00	0.00	150,766.00	0.00	0.00	100
TOTALS:	Function: 91300 - Education Capital Projects	0.00	150,766.00	0.00	0.00	150,766.00	0.00	0.00	100
TOTALS:	Project: 6433 - Sycamore Elem Painting	0.00	150,766.00	0.00	0.00	150,766.00	0.00	0.00	100

COLLIERVILLE SCHOOLS

EXPENSES BY FUNCTION

Page: 8 of 10

06/12/2019

12:31:34 PM

Report Code: BAT_GL_TEMPLATE

BATCH QUEUE ID 432425

FOR MAY, 2019

PROJECT : 6525 - UNALLOCATED CIP FROM SHELBY CO

OBJECT	DESCRIPTION	BUDGET AMOUNT	ADJUSTED BUDGET	CURRENT ACTIVITY	YTD ACTIVITY	ENCUMBRANCE	REQUISITION	UNENCUMBERED BALANCE	PERCENT ENCMBRD
Function : 91300 - Education Capital Projects									
30400	Architects	69,906.04	788,757.04	0.00	0.00	0.00	0.00	788,757.04	0
TOTALS:	Function: 91300 - Education Capital Projects	69,906.04	788,757.04	0.00	0.00	0.00	0.00	788,757.04	0
TOTALS:	Project: 6525 - Unallocated CIP from Shelby Co	69,906.04	788,757.04	0.00	0.00	0.00	0.00	788,757.04	0

COLLIERVILLE SCHOOLS

EXPENSES BY FUNCTION

Page: 9 of 10

06/12/2019

12:31:34 PM

Report Code: BAT_GL_TEMPLATE

BATCH QUEUE ID 432425

	BUDGET AMOUNT	ADJUSTED BUDGET	CURRENT ACTIVITY	YTD ACTIVITY	ENCUMBRANCE	REQUISITION	UNENCUMBERED BALANCE	PERCENT ENCMBRD
GRAND TOTAL:	12,158,285.28	14,833,974.00	190,908.80	9,704,022.64	2,970,668.99	48,367.00	2,110,915.37	86

Collierville Schools Board of Education

Monitoring: Review: Annually, in June	Descriptor Term: Video Surveillance Policy	Descriptor Code: Enter Code	Issued Date: 3.220
		Rescinds:	Issued:

1 The Collierville Schools Board of Education supports the use of video cameras on school property and
2 on school buses. Accordingly, the Board authorizes the installation of video cameras on school property
3 and on school buses to protect the safety and security of students, staff and property. The video
4 recordings from these cameras, which provide video coverage only, may be used to assist school
5 administrators in deciding upon appropriate disciplinary action, or for other appropriate purposes as
6 determined by the school administration.

7 8 A. *Video Surveillance Rules*

- 9 1. The district shall annually notify its students, their parents/guardians, and its staff that video
10 surveillance may occur on school property. Such notifications will occur through
11 incorporation in the school parent/student handbook and through the district's website
12 (www.colliervilleschools.org)
- 13 2. The use of video surveillance equipment on school grounds shall be supervised and controlled
14 by the building administrator or his/her designee.
- 15 3. The system can be used for live, day-time viewing, and/or night-time monitoring and
16 surveillance of buses, grounds, and buildings.
- 17 4. The use of video recordings from surveillance equipment shall be subject to the other policies
18 of the District, including policies concerning the confidentiality of student and personnel
19 records. Video recordings considered for retention as a part of a student's records will be
20 maintained in accordance with established student record procedure governing their access,
21 review, and release.
- 22 5. The Board or its administrators may use video surveillance for any legitimate educational or
23 operational purposes, including but not limited to:
 - 24 a. Monitoring and protecting district property from vandalism or theft;
 - 25 b. Fostering the safety and security of students, staff, and visitors during or after school
26 and/or while participating in school functions;
 - 27 c. Cooperating with specific law enforcement inquiries and proceedings, where doing so
28 complies with state and federal law; and
 - 29 d. When warranted, investigating and/or remediating specific student disciplinary situations.

30 31 B. *Operation of Video Surveillance System*

- 32 1. Video recording equipment will be installed prominently. Equipment will not be placed in
33 areas where students, employees, and the general public have a reasonable expectation of
34 privacy. Video recording equipment may be in operation 24 hours per day.
- 35 2. Building principals, other administrators, and other personnel working with the video
36 surveillance system will be required to review and apply these regulations in performing their
37 duties and functions related to operation of the system.

- 3. Staff and students are prohibited from unauthorized use of, tampering with, or otherwise interfering with video records and/or video camera equipment. Staff and/or students found to violate this regulation will be subject to appropriate actions, consistent with district policy and procedures.
- 4. The District shall provide reasonable safeguards and controlled physical access to protect the surveillance from unauthorized use.
- 5. Building level administrators may view/review video recordings whenever necessary to maintain order or to investigate improper conduct.

C. *Storage and Security*

- 1. Video Recordings will be stored for a minimum of 10 school days after initial recording. The storage will be dependent upon the type of system installed at the school.
- 2. Video recordings held for review of property or student incidents will be maintained in their original form pending resolution, whenever possible. Recordings can also be copied for authorized law enforcement agencies or retained, as necessary, as part of the student’s behavioral record.

D. *Request to View Video/Surveillance*

All requests for viewing of video recordings that are considered an educational record will take place as follows:

- 1. All viewing requests must be submitted in writing. Requests for viewing will be limited to those parents/guardians, students and/or district officials with a direct interest in the proceedings as authorized by the principal and only the portion of the video recording concerning the related specific incident will be made available for viewing.
- 2. Actual viewing will be permitted only at school-related sites, including the school building or central administrative offices.
- 3. All viewing will include the building principal or his/her designee.
- 4. Video recordings will remain the property of the Board and may be reproduced only in accordance with the law, including applicable Board policy and regulations.

Video recordings not considered an educational record must be either subpoenaed or requested in accordance with state law.

References:

The Family Educational Rights and Privacy Act, 20 U.S.C. § 1230, 1232 g, 34 C.F.R. Part 99, as amended

Balancing Student Privacy and School Safety: A guide to the Family Educational Rights and Privacy Act for Elementary and Secondary Schools, United States Department of Education (October 2007) <http://www.ed.gov/policy/gen/guid/fpco/ferpa/safeschools>

Office of the Public Records Administrators, Retention Schedule MI-General Administrative Records <http://www.cslib.org/retschedules.htm>

Collierville Schools Board of Education

Monitoring: Review: Annually, in June*	Descriptor Term: School Board Meetings	Descriptor Code: 1.400	Issued Date: Click here to enter a date.
		Rescinds: 1.400	Issued: 11/29/19 12/02/13

1 The Board will transact all business at official meetings which may be either regular or special.

2 Every meeting of the Board, except with the attorney to discuss pending or threatened litigation, will be open to
3 the public. Open meetings will be physically accessible to all students, employees, and interested
4 citizens.³

5 The Board may restrict the recording of Board Meetings via camera, camcorder or other photographic
6 equipment when such recording creates a threat to public safety and welfare or impedes the conducting
7 of efficient and orderly public meetings.⁴

8 **WORK SESSIONS** – the primary objectives of a work session are: 1) to discuss background
9 information regarding items that may be placed on the following Business Meeting Agenda; 2) to receive
10 information about Collierville Schools educational programs, legislation and other issues related to the
11 Collierville Municipal School system. No official action can be taken at a Work Session. The Work
12 Session is usually held two weeks prior to a Business meeting.

13 Work Sessions of the Board shall be held on the second ~~Thursday~~ **Tuesday** of each month at 6:00 pm at
14 Collierville High School, 11605 E. Shelby Drive, Collierville, TN 38017. **Regular meetings may be
15 rescheduled from time to time in the discretion of the Board if a majority of the Board determines that
16 there is a conflict with the regularly scheduled date.**

17 **BUSINESS MEETINGS** – an official meeting held at least quarterly.

18 Business meetings of the Board shall be held on the fourth ~~Thursday~~ **Tuesday** of each month at 6:00 pm
19 at Collierville High School, 11605 E. Shelby Drive, Collierville, TN 38017. **Regular meetings may be
20 rescheduled from time to time in the discretion of the Board if a majority of the Board determines that
21 there is a conflict with the regularly scheduled date.**

22 In instances when any regular meeting date falls on a legal or school holiday, the meeting shall be
23 rescheduled by the chair.

24 **SPECIAL MEETINGS** – an official meeting called as necessary to transact the business of the Board.
25 Such meetings shall be called by the chairman whenever, in his/her judgment, the interests of the schools
26 require it, or when requested to do so by a majority of the Board.²

27 Only business related to the call of the meeting, and details related to agenda items shall be discussed
28 or transacted by the Board at a special meeting.

29 **ELECTRONIC ATTENDANCE⁵**

30 Absent Board members may attend a regular or special meeting by electronic means if the member is
31 absent because of work, a family emergency, or the member's military service. If a board member is

1 absent due to military service, he/she may participate electronically more than two (2) times per year for
2 absences due to work and/or family emergencies.

3 *General Requirements*

4 The following requirements apply to all electronic attendance, regardless of the reason for the member's
5 absence:

6 1. A quorum of the Board must be physically present at the meeting order for any member to
7 attend electronically.

8 2. Any member wishing to participate electronically must do so using technology which allows
9 the Chair to visually identify the member.

10 3. The responsibility for the connection lies with the member wishing to participate
11 electronically. No more than three (3) attempts to connect shall be made, unless the Board
12 chooses to make additional attempts.

13 *Work Related Absence*

14 The following requirement applies to electronic attendance due to a family emergency:

15 1. The member must be absent due to the hospitalization of the member or the death or
16 hospitalization of the member's spouse, father, mother, son, daughter, brother, sister, son-in-law,
17 daughter-in-law, step-son, step-daughter, father-in-law, mother-in-law, brother in-law, or sister-
18 in-law.

19

20

21

Legal References

1. Tenn. Code Ann. § 8-44-102
2. Tenn. Code Ann. § 49-2-202(c)(1)
3. 28 CFR § 36.201(a); 36.202
4. OP Tenn. Atty. Gen. 95-101 (Oct. 2, 1995)
5. Tenn. Code Ann. § 49-2-203(c)

Cross References:

- School Board Legal Status and Authority 1.100
Section 504 & ADA Grievance Procedures 1.802

Collierville Schools Board of Education

Monitoring: Review: Annually, in June	Descriptor Term: Insurance Management	Descriptor Code: 3.600	Issued Date: Click here to enter a date.
		Rescinds: 3.600	Issued: 05/11/15 07/07/14

1 The insurance program will provide coverages in a minimum of the following broad categories:

2

- 3 1. Property: Buildings and contents against fire, extended coverage, vandalism and malicious
- 4 mischief, boiler and machinery explosion; and vehicles;
- 5 2. Liability: Board members, Superintendent and employees resulting from discharging their
- 6 duties;
- 7 3. Worker's compensation; and
- 8 4. Fidelity: Blanket bond and fiscal agent's bond as required by statute.

9 **GROUP HEALTH**

10 The Board shall provide group health insurance for all full-time employees.¹

11 Board approval of group insurance for which the Board makes partial payment shall be given on
12 recommendation of a committee comprised of at least one representative of each participating entity in
13 the Health insurance pool.

14 **PHI (Protected Health Information)**

15 The Municipal School District shall comply with the Health Insurance Portability and Accountability
16 Act (HIPPA),³ and Health Information Technology for Economic and Clinical Health Act (HITECH)⁴
17 in the securing Protected Health Information.

18

19 **GROUP LIFE**

20 The Board shall provide group life insurance for all full-time employees.¹

21 **RETIREES ²**

22 For *Collierville* Schools employees **hired prior to September 1, 2019:** ~~directly from Shelby County~~
23 ~~Schools prior to August 1, 2014 and employees hired by Collierville Schools between January 1, 2014~~
24 ~~and June 30, 2014:~~

25 Payment of individual hospitalization insurance coverage shall be available for any retiring employee
26 at the same cost as for other employees until the employee reaches age sixty-five (65) provided that:

- 27 1. The employee is eligible for retirement under the eligibility standards as set by Tennessee
- 28 Consolidated Retirement System; and

- 1 2. The employee has been enrolled in the *Collierville Schools*-sponsored insurance plan for one
- 2 (1) full year immediately prior to retirement; and
- 3 3. The employee has completed fifteen (15) years' continuous service with *Collierville Schools*
- 4 a. For employees in this category hired directly from Shelby County Schools, prior
- 5 services credited by Shelby County Schools will be applied to the 15-year service
- 6 requirement.

7 Life insurance shall be continued at 1 time annual earning to cap at \$50,000 meeting the above

8 requirements. This benefit is paid 100% by the board.)

9 ~~For *Collierville Schools* employees whose effective hire date is July 1st, 2014 or after who do not fall~~

10 ~~into the category above:~~

11 ~~A defined contribution shall be available for any retiring employees to go toward the purchase of a~~

12 ~~health policy on the open market for five years following effective date of retirement or until the~~

13 ~~employee reaches age sixty five(65), whichever comes first, provided that:~~

14 ~~1. The employee is eligible for retirement under the eligibility standards as set by~~

15 ~~Tennessee Consolidated Retirement System; and~~

16 ~~2. The employee has been enrolled in the *Collierville Schools*-sponsored insurance plan~~

17 ~~for one (1) full year immediately prior to retirement; and~~

18 ~~3. The employee has completed fifteen (15) years' consecutive service with *Collierville*~~

19 ~~*Schools*.~~

20 ~~Life insurance shall be continued at \$10,000 under the same terms for employees meeting the above~~

21 ~~requirements. This benefit is paid 100% by the board.~~

22

Legal References

- 1. TCA 49-2-209
- 2. TCA 49-2-208
- 3. HIPPA, 42 U.S.C. & 1320d-1
- 4. HITECH

Cross References

Retirement 5021

Collierville Schools Board of Education

Monitoring: Review: Annually, in June	Descriptor Term: <h2 style="margin: 0;">Grading System</h2>	Descriptor Code: 4.600	Issued Date: Click here to enter a date.
		Rescinds: Enter Code	Issued: 08/08/18 07/25/17 04/17/17

1 The Director of Schools shall develop an administrative procedure to establish a system of grading and
 2 assessment for evaluating and recording student progress and to measure student performance in
 3 conjunction with Board-adopted content standards for grades K-12.¹ The grading/assessment system
 4 shall follow all applicable statutes and rules and regulations of the State Board of Education. The
 5 grading/assessment system shall be uniform district-wide at comparable grade levels, except that the
 6 Director of Schools shall have the authority to establish and operate ungraded and/or unstructured classes
 7 in grades K-3 according to state rules and regulations.²

8 The Director of Schools shall submit a copy of the grading, reporting, and assessment systems to the
 9 Board before the system is implemented.³ These guidelines shall be communicated annually to students
 10 and parents/guardians.¹

11 Conduct grades are based on behavior and shall not be deducted from scholastic grades.

12 A student’s academic grade is solely intended to reflect the student’s acquired knowledge, ability, and/or
 13 skills in the designated subject. Therefore, academic credit/points may not be awarded or deducted for
 14 any purpose that is not directly related to the student’s academic performance. For example, academic
 15 credit/points may not be awarded as an incentive to participate or achieve a certain goal in a school fund-
 16 raising event.

17
 18 **In the event of an excused absence, students are expected to make up missed work within a reasonable**
 19 **amount of time as determined by the school policy, with a minimum of one day allowed for each day**
 20 **absent.**

21 ~~Semester exams are not given in any course in Collierville Schools.~~

22 KINDERGARTEN

23 The kindergarten report card shows progress toward the state standards. The grade level standards are
 24 set by the state and indicate what a student should know and be able to do. Students are evaluated based
 25 on their progress toward meeting benchmarks for each standard. This is indicated by mastery (M) or
 26 non-mastery (X) for each skill.

27 Social Expectations and Art, Music, and PE. will be represented with “S” for satisfactory and “N” for
 28 needs improvement.

1 Report Cards are issued at the end of each nine-week period. Parents must be notified within a report
2 card period when a student is not doing acceptable work.

3 **GRADES 1-5**

4 Student conduct is graded as “E”, “S”, “N” and is to be reported at each grading period on the report
5 card.

6 The basic grading system for knowledge/subject area is expressed by the letters “A”, “B”, “C”, “D”, and
7 “F” according to the numerical values listed under the Grading Scale.

8 **Grades 1-2**

- 9 • During the first 9-weeks a minimum of six (6) grades should be given for Language Arts
10 and Math.
- 11 • During the second through fourth 9-weeks a minimum of nine (9) grades should be given
12 in Language Arts and Math.

13 First (1st) and second (2nd) grade science and social studies will be expressed by the letter
14 grades “S” or “N”.

15 **Grades 3-5**

- 16 • During the first 9-weeks a minimum of six (6) grades should be given for Language Arts,
17 Math, Science, and Social Studies.
- 18 • During the second through fourth 9-weeks a minimum of six (6) grades should be given
19 in Science and Social Studies, while a minimum of nine (9) grades should be given in
20 Language Arts and Math.

21 **Grading Scale**

22
23 A.....93-100

24
25 B.....85-92

26
27 C.....75-84

28
29 D.....70-74

30
31 F.....Below 70

32 Plus and minus evaluations are not to be added to letter grades.
33 The numerical values listed are for teacher use only.

34 **Semester Grades**

35 Semester grades for grades 1-5 are determined by an average of grades for each of the two nine-week
36 terms.

37 **Final Grades**

38 Final grades are determined by averaging the two semester grades.

1 **State Standardized Assessments**

2 For students in grades 3-5, scores on the state standardized assessments shall not count in the students'
3 final grade. (TCA 49-617)

4 Report cards are issued at the end of each nine-week period. Parents must be notified within a report
5 card period when a student is not doing acceptable work.

6 **GRADES 6-8**

7 Collierville Schools Board of Education policy in accordance with the Tennessee Uniform Grading
8 System establishes the grading system for grades 6-12.

9 Report cards are issued at the end of each nine-week period. Parents must be notified within a report
10 card period when a student is not doing acceptable work.

11 In all schools, students' conduct is graded as "E", "S", "N" and is to be reported at each grading period
12 on the report card.

13 Grades will be reported on report cards and transcript records using numerical values as indicated below:

14 Grading Scale

15
16 A.....93-100

17
18 B.....85-92

19
20 C.....75-84

21
22 D.....70-74

23
24 F.....Below 70

25 Grades given at the end of each nine-week period will be determined by the average of daily work, oral
26 and written assignments, and other meaningful assessments that allow students to demonstrate mastery
27 of skills and concepts. A minimum of twelve grades for the nine-week period should be recorded for
28 each subject. Teachers of career, pilot, and other competency-based courses may appeal to the principal
29 on an annual basis for a waiver of this requirement. Fifty percent of the student's grade in the course
30 should be earned and recorded by the interim of the nine-week term. This gives the teachers the basis
31 for the grades at the end of the grading period.

32 Grades for homework assignments should be given with care. Homework assignments are of value in
33 affording students needed practice, and such assignments should be made within practicable limits.

34
35
36

1 **State Standardized Assessments**

2 For students in grades 6-8, scores on the state standardized assessments shall comprise 15 percent (in the
3 subject areas of mathematics, reading/language arts, science, and social studies) of the students' final
4 grade for the spring semester. If Collierville Schools does not receive its students' state mandated test
5 scores at least five (5) instructional days before the end of the school year, the state mandated test scores
6 will not be included in the Collierville Schools students' grades in the subject areas of mathematics,
7 language arts, science, and social studies. (TCA 49-617)

8 **High School Level Course in Middle School**

9 Beginning with courses taken in the 2018-19 school year, students who successfully complete a high
10 school course in the middle school will earn a high school credit. Semester grades earned in high school
11 courses will be recorded on the high school transcript, but these grades will *not* factor into the student's
12 GPA or class rank at the high school level.

13 For courses which have no Tennessee State mandated EOC exam required during a given semester,
14 semester grades are determined by counting each of the two quarter grades as 50%.

15 For courses which have a Tennessee State mandated EOC exam required during second semester, the
16 semester grades are determined as follows:

- 17 • First semester grades are determined by counting each of the two quarter grades as 50%,
- 18 • Second semester grades are determined by counting each of the two quarter grades as 50%.
- 19 • The weight of the EOC examination on the student's final yearly average shall be fifteen
20 percent (15%), with each semester average weighted at 42.5%.
- 21 • If Collierville Schools does not receive its students' state mandated test scores at leave five
22 (5) instructional days before the end of the school year, the state mandated test scores will
23 not be included in the Collierville Schools students' grades in the subject areas of
24 mathematics, language arts, science and social studies.

25 Students who meet only the minimum requirements should be given minimum passing grades.

26 Credits will be awarded in a .5 increment upon successful completion of a semester.

27 Additionally, a student will receive one full credit in the course if he/she receives a passing yearly
28 grade in the course.

29 **GRADES 9-12**

30 Collierville Schools Board of Education policy in accordance with the Tennessee Uniform Grading
31 System establishes the grading system for grades 9-12.

32 Report cards are issued at the end of each nine-week period. Parents must be notified within a report
33 card period when a student is not doing acceptable work.

34 In all schools, students' conduct is graded as "E", "S", "N" and is to be reported at each grading period
35 on the report card.

36

1 Grades will be reported on report cards and transcript records using numerical values as indicated
2 below:

3 Grading Scale

4
5 A.....93-100

6
7 B.....85-92

8
9 C.....75-84

10
11 D.....70-74

12
13 F.....Below 70

14 Grades given at the end of each nine-week period will be determined by the average of daily work, oral
15 and written assignments, and other meaningful assessments that allow students to demonstrate mastery
16 of skills and concepts. A minimum of twelve grades for the nine-week period should be recorded for
17 recorded for each subject. Teachers of career, pilot, and other competency-based courses may appeal to
18 the principal on an annual basis for a waiver of this requirement. Fifty percent of the student's grade in
19 the course should be earned and recorded by the interim of the nine-week term. This gives the teachers
20 the basis for the grades at the end of the grading period.

21 Students who meet only the minimum requirements should be given minimum passing grades. **No**
22 **student may fail for the semester or year if the only failing grade is that of the semester examination.**
23 **Each semester exam shall account for twenty percent (20%) of the student's semester grade.**

24 Credits will be awarded in a .5 increment upon successful completion of a semester.

25 Additionally, a student will receive one full credit in the course if he/she receives a passing yearly grade
26 in the course.

27
28 Semester grades are comprised of two quarterly grades (eighty percent (80%) and the semester exam
29 (twenty percent (20%)). For courses which have no state mandated end of course (EOC) exam, each
30 semester grade is fifty percent (50%) of the final grade. For courses which include a state EOC exam,
31 each semester grade is forty-two point five (42.5%) of the final grade, and the EOC exam accounts for
32 fifteen percent (15%).

33 ~~For courses which have no Tennessee State mandated EOC exam required during a given semester,~~
34 ~~semester grades are determined by counting each of the two quarter grades as 50%.~~

35 ~~For courses which have a Tennessee State mandated EOC exam required during second semester, the~~
36 ~~semester grades are determined as follows:~~

37 ~~• First semester grades are determined by counting each of the two quarter grades as 50%.~~

38 ~~• Second semester grades are determined by counting each of the two quarter grades as 50%.~~

- 1 ~~• The weight of the EOC examination on the student's final yearly average shall be fifteen percent~~
 2 ~~(15%), with each semester average weighted at 42.5%.~~
 3 • If Collierville Schools does not receive its students' state mandated test scores at least five (5)
 4 instructional days before the end of the school year, the state mandated test scores will not be
 5 included in the Collierville Schools students' grades in the subject areas of mathematics,
 6 language arts, science and social studies.
 7

8 A student having a ninety (90) or higher average for the two (2) terms in a specific course may be
 9 exempted from the semester exam, if the student desires. When a student is exempted from the exam,
 10 the semester average will be the average of the two (2) term grades. ANY UNEXCUSED ABSENCE
 11 OR MORE THAN FIVE (5) EXCUSED ABSENCES PER SEMESTER IN THE COURSE WILL
 12 DISQUALIFY THE STUDENT FROM ALL EXEMPTIONS. EXEMPTIONS APPLY ONLY TO
 13 TEACHER-MADE SEMESTER EXAMINATIONS. Religious holidays and excused post-
 14 secondary travel days will not count against the exemption status of the student. Twelfth (12th) grade
 15 students are eligible for exam exemption during both semesters. All other students in high school
 16 courses who meet the above requirements may be exempted for only the second semester exam.
 17

18 For Dual Enrollment and Advanced Placement courses, the semester grades are determined as follows:

- 19 • Advanced Placement: Each semester, the grades will be determined by counting 50% for each
 20 quarter.
 21 • Dual Enrollment: The dual enrollment courses will follow the university's grading system for
 22 that specific course.

23 Calculation for High School Course GPA

Grade	Percentage Range	Standard	Honors / National Industry Certification	Statewide Dual Credit	Dual Enrollment and Advanced Placement
A	93-100	4.0	4.5	4.75	5.0
B	85-92	3.0	3.5	3.75	4.0
C	75-84	2.0	2.5	2.75	3.0
D	70-74	1.0	1.5	1.75	2.0
F	Below 70	0.0	0.0	0.0	0.0

Uniform Grading System – Weighting for Advanced Coursework				
Grade	Percentage Range	Honors Courses	Local and Statewide Dual Credit Courses, Capstone Industry Certification-Aligned Courses, and Dual Enrollment Courses	Advanced Placement, Cambridge International, College Level Exam Program (CLEP), and International Baccalaureate Courses

A	93	100	Shall include the addition of 3 percentage points to the grades used to calculate the semester average.	Shall include the addition of 4 percentage points to the grades used to calculate the semester average.	Shall include the addition of 5 percentage points to the grades used to calculate the semester average.
B	85	92			
C	75	84			
D	70	74			
F	0	69			

1 **GRADES NINE - TWELVE GRADING SCALE AND LOTTERY SCHOLARSHIPS^{4,5}**

- 2 Local education agencies may allow students to participate in credit recovery programs as outlined in
3 the State Board of Education's High School Policy 2.103. Students passing credit recovery courses shall
4 receive a grade of seventy percent (70%). The original failing grade shall not be considered in the HOPE
5 Scholarship Eligibility Grade Point Average calculation.
- 6 The GPA used to determine eligibility for the HOPE Scholarship shall be reported on the student's
7 transcript as the "Hope Scholarship GPA."

Legal References

1. TRR/MS 0520-01-03-.05(3), State Board of Education Policy 3.301
2. TCA 49-1-302(g)
3. TCA 49-2-203(b)(7)
4. TCA 49-4-904, 907
5. TCA 49-4-932(f)

Cross References

Credit Recovery 4.210
Reporting Student Progress 4.601
Honor Roll, Awards, & Class Ranking 4.602
Promotion and Retention 4.603
Transcript Alterations 4.608



**COLLIERVILLE SCHOOLS BOARD OF EDUCATION
RESOLUTION 2018-14**

A RESOLUTION TO AMEND THE 2018-2019 FISCAL YEAR ANNUAL EDUCATION CAPITAL PROJECTS FUND BUDGET OF THE COLLIERVILLE SCHOOLS, A MUNICIPAL SCHOOL DISTRICT IN THE STATE OF TENNESSEE; PROVIDING AN EFFECTIVE DATE.

WHEREAS, the Tennessee Legislature passed Public Chapter No. 256 of the 2013 Public Acts to amend Title 49 relative to local educational agencies, including Tennessee Code Annotated § 49-2-127(b), which authorizes the governing body of a municipality to establish, by ordinance, a municipal board of education and compliance with Tennessee Code Annotated § 49-2-201; and

WHEREAS, the Collierville Schools were lawfully established by local ordinance pursuant to Tennessee Code Annotated § 49-2-106 and in compliance with Tennessee Code Annotated § 49-2-201; and

WHEREAS, The Collierville Schools Board of Education is an entity authorized pursuant to the laws of the state of Tennessee to operate a public-school district within Shelby County, Tennessee; and

WHEREAS, Tennessee Code Annotated § 49-2-203(a) (10) (A)(i) requires the Board of Education of the Collierville Schools to direct the Superintendent and the chair of the local board to prepare a budget on forms furnished by the Commissioner, and when the budget has been approved by the Collierville Schools Board of Education to then submit that budget to the Collierville Board of Mayor and Aldermen for their approval; and

WHEREAS, this amendment to the Education Capital Projects Fund Budget changes the total amount of the budget and requires the transfer of funds from one portion of the budget to another.

NOW, THEREFORE, be it resolved by the Collierville Schools Board of Education:



Section I. That the annual Education Capital Projects Fund Budget of the 2018-2019 school year for the Collierville Schools as presented in official budget documents is hereby amended by reference in the following amounts with the following fund:

Funds Are Amended in the Following Categories:

(Please see attached documentation)

EDUCATION CAPITAL PROJECTS FUND REVENUE BUDGET:	\$	16,986,327.86
Total Net Change in Education Cap Projects Fund Revenue Budget	\$	<u>{2,152,353.86}</u>
Total Amended Education Capital Projects Fund Revenue Budget	\$	14,833,974.00

Funds Are Amended in The Following Categories:

(Please see attached documentation)

EDUCATION CAPITAL PROJECTS FUND EXPENDITURE BUDGET:	\$	16,986,327.86
Total Net Change in Education Cap Projects Fund Expenditure Budget	\$	<u>(2,152,353.86)</u>
Total Amended Education Capital Projects Fund Expenditure Budget	\$	14,833,974.00

Section 2. That the budget document required by law will be amended and submitted for approval to the Town of Collierville Board and Mayor of Aldermen, and, upon approval, shall be submitted as required to the State of Tennessee.

Section 3. That this resolution shall become effective June 27, 2019 from and after its adoption by the Collierville Schools Board of Education.

Adopted this 27th day of June 2019.

MARK HANSEN, CHAIRMAN

JOHN AITKEN, SUPERINTENDENT

APPROVED AS TO FORM:
MICHAEL MARSHALL, BOARD ATTORNEY

Collierville Schools
 CIP Fund 2018-19 Amendment #2
 Prepared 6/6/19

Started 3/6/19

REVENUE	ACCOUNT	DESCRIPTION	Amendment #1 2018-19 AMENDED		Amendment #2 2018-19 AMENDED	
			BUDGET	Add	Subtract	BUDGET
	177-49100-00000-000-0000-6115	Bond Proceeds - New HS	8,982,055.93		2,661,818.63	6,320,237.30 *
	177-49105-00000-000-0000-6115	Bond Proceeds - FF&E New HS	6,179,615.89	3,301.00	710,966.23	5,471,950.66 *
	177-49100-00000-000-0000-6525	Bond Proceeds - Unallocated	1,824,656.04	1,217,130.00	2,253,029.00	788,757.04 A
	177-49100-00000-000-0000-6432	Bond Proceeds - WCMS HVAC Project	0.00	154,000.00		154,000.00 **
	177-49100-00000-000-0000-6433	Bond Proceeds - Sycamore Elem Painting	0.00	150,766.00		150,766.00 **
	177-49100-00000-000-0000-6425	Bond Proceeds - CES Replace Chiller/Boiler	0.00	1,528,860.00		1,528,860.00 **
	177-49100-00000-000-0000-6427	Bond Proceeds - CRSW Replace RTU's	0.00	317,139.00		317,139.00 **
	177-49100-00000-000-0000-6430	Bond Proceeds - Crosswind EMS Upgrade	0.00	68,623.00		68,623.00 **
	177-49100-00000-000-0000-6431	Bond Proceeds - Bradley Sink	0.00	33,641.00		33,641.00 **
		TOTAL REVENUE	16,986,327.86	3,473,460.00	5,625,813.86	14,833,974.00

EXPENDITURES	ACCOUNT	DESCRIPTION	Amendment #1 2018-19 AMENDED		Amendment #2 2018-19 AMENDED	
			BUDGET	Add	Subtract	BUDGET
	<u>Project 6525 - Unallocated CIP from SC:</u>					
	177-91300-30400-913-1000-6525	Architects	1,824,656.04	1,217,130.00	2,253,029.00	788,757.04 A
			1,824,656.04	1,217,130.00	2,253,029.00	788,757.04
	<u>Project 6425 - CES Replace Chiller/Boiler:</u>					
	177-91300-70700-913-0055-6425	Building Improvements	0.00	1,528,860.00		1,528,860.00 **
			0.00	1,528,860.00	0.00	1,528,860.00
	<u>Project 6427 - Crosswind Replace RTU's:</u>					
	177-91300-70700-913-0065-6427	Building Improvements	0.00	317,139.00		317,139.00 **
			0.00	317,139.00	0.00	317,139.00
	<u>Project 6430 - Crosswind EMS Upgrade:</u>					
	177-91300-70700-913-0065-6430	Building Improvements	0.00	68,623.00		68,623.00 **
			0.00	68,623.00	0.00	68,623.00
	<u>Project 6431 - WCMS Bradley Sink:</u>					
	177-91300-70700-913-0168-6431	Building Improvements	0.00	33,641.00		33,641.00 **
			0.00	33,641.00	0.00	33,641.00
	<u>Project 6432 - WCMS HVAC Project:</u>					
	177-91300-70700-913-0168-6432	Building Improvements	0.00	154,000.00		154,000.00 **
			0.00	154,000.00	0.00	154,000.00
	<u>Project 6433 - Sycamore Painting Project:</u>					
	177-91300-70700-913-0183-6433	Building Improvements	0.00	150,766.00		150,766.00 **
			0.00	150,766.00	0.00	150,766.00

EXPENDITURES	ACCOUNT	DESCRIPTION	Amendment #1		Amendment #2	
			2018-19 AMENDED BUDGET	Add	Subtract	2018-19 AMENDED BUDGET
	<u>Project 6115 - New CHS:</u>					
	177-91300-30400-913-0060-6115	Architects	61,275.00		19,700.00	41,575.00 *
	177-91300-32100-913-0060-6115	Engineering Services	3,917.50	350.00		4,267.50 **
	177-91300-33100-913-1000-6115	Legal Services	2,053.75	331.25		2,385.00 **
	177-91300-39900-913-1000-6115	Construction Mgt (GMP 1)	674,669.27	8,482.30		683,151.57 **
	177-91300-59900-913-1000-6115	Other Charges (Insurance)	14,332.00	3,294.98		17,626.98 **
	177-91300-70600-913-0060-6115	Building Constr (GMP 2)	3,376,093.67		2,603,626.16	772,467.51 *
	177-91300-71100-913-0060-6115	Furniture & Fixtures	6,182,916.89		710,966.23	5,471,950.66 *
	177-91300-72400-913-0060-6115	Athletic Bldg & Fields (GMP 3)	4,766,130.41			4,766,130.41
	177-91300-79900-913-1000-6115	Other Capital Outlay	80,283.33		47,650.00	32,633.33 *
			15,161,671.82	12,458.53	3,381,942.39	11,792,187.96
		TOTAL EXPENDITURES	16,986,327.86	3,482,617.53	5,634,971.39	14,833,974.00

* Corrections to budgeted amount.

** Additional amounts budgeted for 2018-19 activity.

A Capital money from Shelby County Government received in March and May 2019.
This funding is recorded in the Unallocated CIP account then transferred out to various projects in the CIP Fund.



**COLLIERVILLE SCHOOLS BOARD OF EDUCATION
RESOLUTION 2018-15**

A RESOLUTION TO AMEND THE 2018-2019 FISCAL YEAR ANNUAL SCHOOL NUTRITION FUND BUDGET OF THE COLLIERVILLE SCHOOLS, A MUNICIPAL SCHOOL DISTRICT IN THE STATE OF TENNESSEE; PROVIDING AN EFFECTIVE DATE.

WHEREAS, the Tennessee Legislature passed Public Chapter No. 256 of the 2013 Public Acts to amend Title 49 relative to local educational agencies, including Tennessee Code Annotated § 49-2-127(b), which authorizes the governing body of a municipality to establish, by ordinance, a municipal board of education and compliance with Tennessee Code Annotated. § 49-2-201; and

WHEREAS, the Collierville Schools were lawfully established by local ordinance pursuant to Tennessee Code Annotated § 49-2-106 and in compliance with Tennessee Code Annotated 49-2-201; and

WHEREAS, The Collierville Schools Board of Education is an entity authorized pursuant to the laws of the state of Tennessee to operate a public-school district within Shelby County, Tennessee; and

WHEREAS, Tennessee Code Annotated § 49-2-203(a) (10) (A)(i) requires the Board of Education of the Collierville Schools to direct the Superintendent and the chair of the local board to prepare a budget on forms furnished by the Commissioner, and when the budget has been approved by the Collierville Schools Board of Education to then submit that budget to the Collierville Board of Mayor and Aldermen for their approval; and

WHEREAS, this amendment to the School Nutrition Fund Budget changes the total amount of the budget and requires the transfer of funds from one portion of the budget to another.

NOW, THEREFORE, be it resolved by the Collierville Schools Board of Education:

Section I. That the annual School Nutrition Fund Budget of the 2018-2019 school year for the Collierville Schools as presented in official budget documents is hereby amended by reference in the following amounts with the following fund:

Funds Are Amended in the Following Categories:

(Please see attached documentation)

SCHOOL NUTRITION FUND REVENUE BUDGET:	\$	3,123,388
Total Net Change in School Nutrition Fund Revenue Budget	\$	<u>(338,179)</u>
Total Amended School Nutrition Fund Revenue Budget	\$	2,785,209

Funds Are Amended in the Following Categories:

(Please see attached documentation)

SCHOOL NUTRITION FUND EXPENDITURE BUDGET:	\$	3,123,388
Total Net Change in School Nutrition Fund Exp. Budget	\$	<u>(338,179)</u>
Total Amended School Nutrition Fund Expenditure Budget	\$	2,785,209

Section 2. That the budget document required by law will be amended and submitted for approval to the Town of Collierville Board and Mayor of Aldermen, and, upon approval, shall be submitted as required to the State of Tennessee.

Section 3. That this resolution shall become effective June 27, 2019 from and after its adoption by the Collierville Schools Board of Education.

Adopted this 27th day of June 2019.

MARK HANSEN, CHAIRMAN

JOHN AITKEN, SUPERINTENDENT

APPROVED AS TO FORM:

MICHAEL MARSHALL, BOARD ATTORNEY

Collierville Schools
 School Nutrition Fund 2018-19
 Amendment #3 - FINAL
 Prepared 6/6/19

REVENUE	ACCOUNT	DESCRIPTION	Amendment #2		Amendment #3	
			2018-19 BUDGET	Add	Subtract	2018-19 BUDGET
	143-43521-00000-000-0000-0000	Lunch Payments - Children	713,500	290,000		1,003,500 *
	143-43522-00000-000-0000-0000	Lunch Payments - Adults	34,200	16,000		50,200 *
	143-43523-00000-000-0000-0000	Income from Breakfast	26,400	20,000		46,400 *
	143-43525-00000-000-0000-0000	Ala Carte Sales	404,500	165,000		569,500 *
	143-43990-00000-000-0000-0000	Other Charges for Services (Catering)	33,200	1,881	33,200	1,881 C
	143-43992-00000-000-0000-0000	Catering Revenue - CHS	0	90,000		90,000 C
	143-44990-00000-000-0000-0000	Other Local Revenue	158,900			158,900
	143-44995-00000-000-0000-0000	Revenue - Contracted Food Service	1,001,479		1,001,479	0 A
	143-46520-00000-000-0000-0000	State Matching	1,100	16,500		17,600 *
	143-47111-00000-000-0000-0000	USDA School Lunch Program	501,000	70,000		571,000 *
	143-47112-00000-000-0000-0000	USDA Commodities	116,000	7,000		123,000 *
	143-47113-00000-000-0000-0000	USDA Breakfast	78,000	22,000		100,000 *
	143-47114-00000-000-0000-0000	USDA Other	7,800			7,800
	143-49800-00000-000-0000-0000	Transfers In	45,428			45,428

TOTAL REVENUE

3,121,507	698,381	1,034,679	2,785,209
-----------	---------	-----------	-----------

EXPENDITURES	ACCOUNT	DESCRIPTION	Amendment #2		Amendment #3		
			2018-19 BUDGET	Add Subtract	2018-19 BUDGET		
	143-73100-10500-760-1000-0000	Supervisors/Assistant	143,000			143,000	
	143-73100-16200-760-1000-0000	Clerical Personnel	40,000			40,000	
	143-73100-16501-310-xxxx-0000	Cafeteria Managers	278,816			278,816	
	143-73100-16502-310-xxxx-0000	School Nutrition Technicians	396,815			396,815	
	143-73100-18900-310-xxxx-0000	Stipends (Café Managers)	400			400	
	143-73100-20100-760-1000-0000	Social Security	11,346			11,346	
	143-73100-20100-310-xxxx-0000	Social Security	41,890			41,890	
	143-73100-20400-760-1000-0000	State Retirement (Certified)	8,343			8,343	
	143-73100-20400-760-1000-0000	State Retirement (Classified)	8,621			8,621	
	143-73100-20400-310-xxxx-0000	State Retirement (Classified)	60,031			60,031	
	143-73100-20600-760-1000-0000	Life Insurance	600			600	
	143-73100-20600-310-xxxx-0000	Life Insurance	2,230			2,230	
	143-73100-20700-760-1000-0000	Medical Insurance	15,000			15,000	
	143-73100-20700-310-xxxx-0000	Medical Insurance	115,385		11,000	104,385	*
	143-73100-21200-760-1000-0000	Medicare	2,654			2,654	
	143-73100-21200-310-xxxx-0000	Medicare	9,797			9,797	
	143-73100-21200-310-xxxx-0000	Retirement - Hybrid Stabilization	2,600			2,600	
	143-73100-33600-310-1000-0000	Maintenance & Repair Equipment	52,547		26,100	26,447	*
	143-73100-35400-310-1000-0000	Transportation-Food	4,000			4,000	
	143-73100-35500-310-1000-0000	Travel	600			600	
	143-73100-39900-310-1000-0000	Other Contracted Services	37,653		14,600	52,253	*
	143-73100-39900-760-1000-0000	Other Contracted Services (Bomgar)	1,700			1,700	
	143-73100-39910-310-1000-0000	Contracted Food Service (Sodexo)	1,003,360		183,360	820,000	*
	143-73100-42200-310-xxxx-0000	Food Supplies	664,500		142,000	522,500	*
	143-73100-43500-310-1000-0000	Office Supplies	1,200		1,500	2,700	*
	143-73100-46900-000-0000-0000	USDA Commodities	116,000		7,000	123,000	*
	143-73100-49900-310-xxxx-0000	Other Supplies & Materials	66,200		2,000	68,200	*
	143-73100-52400-760-1000-0000	In-Service/Staff Development	5,400		1,596	6,996	B
	143-73100-59900-310-1000-0000	Other Charges	3,700			3,700	
	143-73100-71000-310-1000-0000	Food Service Equipment	29,000		2,415	26,585	B
	TOTAL EXPENDITURES		3,123,388	26,696	364,875	2,785,209	

* Corrections to budgeted line items.
A Revenue for HS reflected in the regular revenue accounts, not as SODEXO revenue.
B SN Supervisor does not have endorsement, 10% of State Matching amount must be allocated to In-Service/Staff Development for training.
C Catering revenue split between CHS and the other school locations.



**COLLIERVILLE SCHOOLS BOARD OF EDUCATION
RESOLUTION 2018-16**

A RESOLUTION TO AMEND THE 2018-2019 FISCAL YEAR ANNUAL DISCRETIONARY GRANTS FUND BUDGET OF THE COLLIERVILLE SCHOOLS, A MUNICIPAL SCHOOL DISTRICT IN THE STATE OF TENNESSEE; PROVIDING AN EFFECTIVE DATE.

WHEREAS, the Tennessee Legislature passed Public Chapter No. 256 of the 2013 Public Acts to amend Title 49 relative to local educational agencies, including Tennessee Code Annotated § 49-2-127(b), which authorizes the governing body of a municipality to establish, by ordinance, a municipal board of education and compliance with Tennessee Code Annotated § 49-2-201; and

WHEREAS, the Collierville Schools were lawfully established by local ordinance pursuant to Tennessee Code Annotated § 49-2-106 and in compliance with Tennessee Code Annotated § 49-2-201; and

WHEREAS, The Collierville Schools Board of Education is an entity authorized pursuant to the laws of the state of Tennessee to operate a public school district within Shelby County, Tennessee; and

WHEREAS, Tennessee Code Annotated § 49-2-203(a) (10) (A)(i) requires the Board Of Education of the Collierville Schools to direct the Superintendent and the chair of the local board to prepare a budget on forms furnished by the Commissioner, and when the budget has been approved by the Collierville Schools Board of Education to then submit that budget to the Collierville Board of Mayor and Aldermen for their approval; and

WHEREAS, this amendment to the Discretionary Grants Fund Budget changes the total amount of the budget, and requires the transfer of funds from one portion of the budget to another.

NOW, THEREFORE, be it resolved by the Collierville Schools Board of Education:

Section 1. That the annual Discretionary Grants Fund Budget of the 2018-2019 school year for the Collierville Schools as presented in official budget documents is hereby amended by reference in the following amounts with the following fund:



Funds Are Amended in the Following Categories:

(Please see attached documentation)

DISCRETIONARY GRANTS FUND REVENUE BUDGET:	\$	636,744
Total Net Change in Discretionary Grants Fund Revenue Budget	\$	<u>30,898</u>
Total Amended Discretionary Grants Fund Revenue Budget	\$	667,642

Funds Are Amended in The Following Categories:

(Please see attached documentation)

DISCRETIONARY GRANTS FUND EXPENDITURE BUDGET:	\$	636,744
Total Net Change in Discretionary Grants Fund Expenditure Budget	\$	<u>30,898</u>
Total Amended Discretionary Grants Fund Expenditure Budget	\$	667,642

Section 2. That the budget document required by law will be amended and submitted for approval to the Town of Collierville Board and Mayor of Aldermen, and, upon approval, shall be submitted as required to the State of Tennessee.

Section 3. That this resolution shall become effective June 27, 2019 from and after its adoption by the Collierville Schools Board of Education.

Adopted this 27th day of June, 2019.

MARK HANSEN, CHAIRMAN

JOHN AITKEN, SUPERINTENDENT

APPROVED AS TO FORM:
MICHAEL MARSHALL, BOARD ATTORNEY

Collierville Schools
 Discretionary Grants Revenue 2018-19
 Amendment #2

ACCOUNT	DESCRIPTION	Amendment #1		Amendment #2	
		2018-19	BUDGET	2018-19	BUDGET
			Add	Subtract	
145-46590-00000-000-0000-8019	Voluntary Pre-K	186,668	3,850		190,518 C
145-46591-00000-000-0000-8029	Coordinated School Health	90,000			90,000
145-46590-00000-000-0000-8039	Safe Schools Grant	84,430			84,430
145-46590-00000-000-0000-8069	School Safety	211,080			211,080
145-44990-00000-000-0000-8046	Race for the Ville	16,705	7,348		24,053 A
145-44990-00000-000-0000-8048	PD for Teachers	4,785			4,785
145-44990-00000-000-0000-8049	VPK Donations	1,104			1,104
145-46980-00000-000-0000-8059	Read to be Ready	10,000			10,000
145-44990-00000-000-0000-8079	New Skills for Youth	1,363			1,363
145-44990-00000-000-0000-8088	STEM Initiative	2,126			2,126
145-44990-00000-000-0000-8089	STEM-National Flight Academy	3,000			3,000
145-44990-00000-000-0000-8098	CPR Training	1,814			1,814
145-46590-00000-000-0000-8109	Competency Based Education Grant	20,669			20,669
145-46590-00000-000-0000-8119	TN Teacher Leader Grant		5,000		5,000 B
145-44990-00000-000-0000-8200	Athletic Fund	3,000			3,000
145-44990-00000-000-0000-8300	Sodexo Scholarship		12,500		12,500 B
145-44990-00000-000-0000-8047	Donations-Auditorium Seats (CHS)		2,200		2,200 B
TOTAL DISCRETIONARY GRANTS REVENUE		636,744	30,898	-	667,642

- Explanation of Adjustments:**
 A Increase due to Race Proceeds
 B Grants Added
 C Grant Award Increase by TDOE

Colliferville Schools
 Discretionary Grants Expenditures 2018-19
 Amendment #2

ACCOUNT	DESCRIPTION	Amendment #1		Amendment #2	
		2018-19 BUDGET	Add	2018-19 BUDGET	Subtract
145-73400-11600-340-1000-8019	Teachers	104,015		104,015	
145-73400-16300-340-1000-8019	Assistants	44,066		44,066	
145-73400-20100-340-1000-8019	Social Security	9,183		9,183	
145-73400-20400-340-1000-8019	State Retirement	11,758		11,758	
145-73400-20600-340-1000-8019	Life Insurance	450		450	
145-73400-20700-340-1000-8019	Medical Insurance	8,181		8,181	
145-73400-21200-340-1000-8019	Medicare	2,148		2,148	
145-73400-21700-340-1000-8019	Retirement-Hybrid Stabilization	3,207		3,207	
145-73400-42900-340-1000-8019	Instructional Supplies & Materials	-	3,850	3,850	
145-73400-52400-340-1000-8019	In-Service/Staff Development	-		-	
145-73400-79000-340-1000-8019	Other Equipment	-		-	
145-99100-50400-340-1000-8019	Indirect Cost	3,660		3,660	
Total Voluntary Pre-K Expenditures		186,668	3,850	190,518	

Explanation of Adjustments:
 C Grant Award Increase by TDOE

Coordinated School Health

ACCOUNT	DESCRIPTION	Amendment #1		Amendment #2	
		2018-19 BUDGET	Add	2018-19 BUDGET	1
145-72120-13100-212-1000-8029	Medical Personnel	23,541		23,541	
145-72120-18900-212-1000-8029	Other Salaries and Wages	15,000	928	15,928	1
145-72120-20100-212-1000-8029	Social Security	2,450		2,450	
145-72120-20400-212-1000-8029	State Retirement	3,800		3,500	1
145-72120-20600-212-1000-8029	Life Insurance	80		80	
145-72120-21200-212-1000-8029	Medicare	600		600	
145-72120-21700-212-1000-8029	Retirement-Hybrid Stabilization	275	300	575	1
145-72120-39900-212-1000-8029	Other Contracted Services	2,254		1,326	1
145-72120-49900-212-1000-8029	Other Supplies & Materials	12,500	1,500	14,000	1
145-72120-52400-212-1000-8029	In-Service/Staff Development	13,500		13,500	
145-72120-59900-212-1000-8029	Other Charges	-		-	
145-72120-73500-212-1000-8029	Health Equipment	16,000		1,500	1
Total Coordinated School Health Expenditures		90,000	2,728	2,728	90,000

Explanation of Adjustments:

- 1 Transfers to allow for additional Stipends and Retirement benefits

Safe Schools Grant

ACCOUNT	DESCRIPTION	Amendment #1		Amendment #2	
		2018-19 BUDGET	Add	2018-19 BUDGET	1
145-72130-30900-283-1000-8038	Contracts with Govt Agencies	80,000		80,000	
145-72130-52400-283-1000-8039	In-Service/Staff Development	4,430		4,430	
Total Safe Schools Grant Expenditures		84,430	-	84,430	-

School Safety Grant

ACCOUNT	DESCRIPTION	Amendment #1		Amendment #2	
		2018-19 BUDGET	Add	Subtract	2018-19 BUDGET
145-72130-44900-283-1000-8069	Other Supplies & Materials	8,080			8,080
145-72130-52400-283-1000-8069	In-Service Staff Development	3,000			- 1
145-72130-79000-283-1000-8069	Other Equipment	200,000	3,000		203,000 1
Total School Safety Grant Expenditures		211,080	3,000	3,000	211,080

Explanation of Adjustments:

1 Transfers to remove Staff Development allocation (will not use)

Race for the Ville

ACCOUNT	DESCRIPTION	Amendment #1		Amendment #2	
		2018-19 BUDGET	Add	Subtract	2018-19 BUDGET
145-72120-39900-221-1000-8046	Other Contracted Services	8,683	7,348		16,031 A
145-72120-49900-221-1000-8046	Other Supplies & Materials	8,022			8,022
Total Race for the Ville Expenditures		16,705	7,348	-	24,053

Explanation of Adjustments:

A Allocation of additional funds received from race proceeds

PD for Teachers

ACCOUNT	DESCRIPTION	Amendment #1		Amendment #2	
		2018-19 BUDGET	Add	Subtract	2018-19 BUDGET
145-72210-52400-221-1000-8048	In-Service/Staff Development	1,450			1,450
145-72210-59900-221-1000-8048	Other Charges	3,335			3,335
Total PD for Teachers Expenditures		4,785	-	-	4,785

VPK Donations

ACCOUNT	DESCRIPTION	Amendment #1		Amendment #2	
		2018-19 BUDGET	Add	Subtract	2018-19 BUDGET
145-72210-59900-221-1000-8049	Other Charges	1,104			1,104
Total VPK Donations Expenditures		1,104	-	-	1,104

Read To Be Ready

ACCOUNT	DESCRIPTION	Amendment #1		Amendment #2	
		2018-19 BUDGET	Add	Subtract	2018-19 BUDGET
145-71100-42900-212-1000-8059	Instructional Supplies & Materials	4,325			4,325
145-72210-18900-221-1000-8059	Other Salaries and Wages	4,800			4,800
145-72210-20100-221-1000-8059	Social Security	300			300
145-72210-20400-221-1000-8059	State Retirement	505			505
145-72210-22100-221-1000-8059	Medicare	70			70
Total Read To Be Ready Expenditures		10,000	-	-	10,000

New Skills for Youth

ACCOUNT	DESCRIPTION	Amendment #1		Amendment #2	
		2018-19 BUDGET	Add	Subtract	2018-19 BUDGET
145-71300-39900-130-1000-8079	Other Contracted Services	163			163
145-72130-52400-213-1000-8079	In-Service/Staff Development	1,200			1,200
Total New Skills for Youth Grant Expenditures		1,363	-	-	1,363

STEM Initiative

ACCOUNT	DESCRIPTION	Amendment #1		Amendment #2	
		2018-19 BUDGET	Add	Subtract	2018-19 BUDGET
145-72210-49900-221-1000-8088	Other Supplies & Materials	2,126			2,126
Total STEM Initiative Grant Expenditures		2,126	-	-	2,126

Explanation of Adjustments:

STEM-National Flight Academy

ACCOUNT	DESCRIPTION	Amendment #1		Amendment #2	
		2018-19 BUDGET	Add	Subtract	2018-19 BUDGET
145-72210-59900-221-1000-8089	Other Charges	3,000			3,000
Total STEM-National Flight Academy Expenditures		3,000	-	-	3,000

CPR Training

ACCOUNT	DESCRIPTION	Amendment #1		Amendment #2	
		2018-19 BUDGET	Add	Subtract	2018-19 BUDGET
145-72210-49900-212-1000-8098	Other Supplies & Materials	1,464			1,464
145-72210-52400-212-1000-8098	In-Service/Staff Development	350			350
Total CPR Training Expenditures		1,814	-	-	1,814

Competency Based Education Grant

ACCOUNT	DESCRIPTION	Amendment #1		Amendment #2	
		2018-19 BUDGET	Add	2018-19 BUDGET	Subtract
145-71100-18900-110-1000-8109	Other Salaries & Wages	17,500		17,500	
145-71100-20100-110-1000-8109	Social Security	1,085		1,085	
145-71100-20400-110-1000-8109	State Retirement	1,676		1,676	
145-71100-21200-110-1000-8109	Employer Medicare	254		254	
145-71100-21700-110-1000-8109	Retirement-Hybrid Stabilization	154		154	
Total Competency Based Education Expenditures		20,669	-	20,669	-

TN Teacher Leader

ACCOUNT	DESCRIPTION	Amendment #1		Amendment #2	
		2018-19 BUDGET	Add	2018-19 BUDGET	Subtract
145-71100-11600-110-1000-8119	Teachers		5,000	5,000	
Total TN Teacher Leader Expenditures		-	5,000	-	5,000

Explanation of Adjustments:

B Grant Added

Athletic Fund

ACCOUNT	DESCRIPTION	Amendment #1		Amendment #2	
		2018-19 BUDGET	Add	2018-19 BUDGET	Subtract
145-72810-39900-282-1000-8200	Other Contracted Services	\$ 1,000		\$ 500	\$ 500 1
145-72810-49900-282-1000-8200	Other Supplies & Materials	\$ 1,000	\$ 500	\$ 1,500	\$ 1,500 1
145-72810-79000-282-1000-8200	Other Equipment	\$ 1,000		\$ 1,000	\$ 1,000
Total Athletic Fund Expenditures		\$ 3,000	\$ 500	\$ 500	\$ 3,000

Explanation of Adjustments:

1 Transfer funds to increase Other Supplies and Materials

Sodexo Scholarship

ACCOUNT	DESCRIPTION	Amendment #1		Amendment #2	
		2018-19 BUDGET	Add	Subtract	2018-19 BUDGET
145-72320-59900-232-1000-8300	Other Charges		12,500		12,500 B
Total Sodexo Scholarship Expenditures			12,500		12,500

Explanation of Adjustments:
B Grant Added

Donations-Auditorium Seats (CHS)

ACCOUNT	DESCRIPTION	Amendment #1		Amendment #2	
		2018-19 BUDGET	Add	Subtract	2018-19 BUDGET
145-72320-59900-232-1000-8047	Other Charges		2,200		2,200 B
Total Donations-Auditorium Seats (CHS) Expenditures			2,200		2,200

Explanation of Adjustments:
B Grant Added

TOTAL DISCRETIONARY GRANTS EXPENDITURES	636,744	37,126	6,228	667,642
--	----------------	---------------	--------------	----------------



**COLLIERVILLE SCHOOLS BOARD OF EDUCATION
RESOLUTION 2018-17**

A RESOLUTION TO AMEND THE 2018-2019 FISCAL YEAR ANNUAL GENERAL FUND BUDGET OF THE COLLIERVILLE SCHOOLS, A MUNICIPAL SCHOOL DISTRICT IN THE STATE OF TENNESSEE; PROVIDING AN EFFECTIVE DATE.

WHEREAS, the Tennessee Legislature passed Public Chapter No. 256 of the 2013 Public Acts to amend Title 49 relative to local educational agencies, including Tennessee Code Annotated § 49-2-127(b), which authorizes the governing body of a municipality to establish, by ordinance, a municipal board of education and compliance with Tennessee Code Annotated § 49-2-201; and

WHEREAS, the Collierville Schools were lawfully established by local ordinance pursuant to Tennessee Code Annotated § 49-2-106 and in compliance with Tenn. Code Ann. § 49-2-201; and

WHEREAS, The Collierville Schools Board of Education is an entity authorized pursuant to the laws of the state of Tennessee to operate a public-school district within Shelby County, Tennessee; and

WHEREAS, Tennessee Code Annotated § 49-2-203(a) (10) (A)(i) requires the Board of Education of the Collierville Schools to direct the Superintendent and the chair of the local board to prepare a budget on forms furnished by the Commissioner, and when the budget has been approved by the Collierville Schools Board of Education to then submit that budget to the Collierville Board of Mayor and Aldermen for their approval; and

WHEREAS, this amendment to the General Fund Budget does not change the total amount of the budget, but requires the transfer of funds from one portion of the budget to another.

NOW, THEREFORE, be it resolved by the Collierville Schools Board of Education:



Section 1. That the annual General Fund Budget of the 2018-2019 school year for the Collierville Schools as presented in official budget documents is hereby amended by reference in the following amounts with the following fund:

Funds Are Amended in the Following Categories:

(Please see attached documentation)

GENERAL FUND REVENUE BUDGET:	\$	85,597,718
Total Net Change in General Fund Revenue Budget	\$	<u>0</u>
Total Amended General Fund Revenue Budget	\$	85,597,718

Funds Are Amended in The Following Categories:

(Please see attached documentation)

GENERAL FUND EXPENDITURE BUDGET:	\$	85,597,718
Total Net Change in General Fund Expenditure Budget	\$	<u>0</u>
Total Amended General Fund Expenditure Budget	\$	85,597,718

Section 2. That the budget document required by law will be amended and submitted for approval to the Town of Collierville Board and Mayor of Aldermen, and, upon approval, shall be submitted as required to the State of Tennessee.

Section 3. That this resolution shall become effective June 27, 2019 from and after its adoption by the Collierville Schools Board of Education.

Adopted this 27th day of June 2019.

MARK HANSEN, CHAIRMAN

JOHN AITKEN, SUPERINTENDENT

APPROVED AS TO FORM:
MICHAEL MARSHALL, BOARD ATTORNEY

COLLIERVILLE SCHOOLS
GENERAL FUND BUDGET 2018-19 AMENDMENT #4
EXPLANATION OF REVENUE LINE ITEM CHANGES

6/11/19

Payments in Lieu of Taxes – Local Utilities Revenue:

- Estimated PILOT – Local Utilities revenue was more than anticipated. An increase of \$63,734 was made to increase this revenue line item.

Tuition – Other State Systems:

- This revenue was less than anticipated. Thirty-two Out of County enrolled instead of the fifty-one budgeted. In the non-resident category, 345 students were enrolled as opposed to the 601 budgeted.

Other Charges for Services (Shared Services):

This revenue was more than anticipated due to the Germantown gasoline reimbursement.

Interest Income:

We qualified for interest income at our banking institution in 2018-19.

Lease/Rentals:

This category represents the revenue from renting our school property to various entities for activities, such as YMCA for after-school care.

Laptop Insurance:

We discontinued having in-house laptop insurance in favor of using Safeware insurance company.

Miscellaneous Refunds:

An adjustment was made to cover the amounts received from the schools for reimbursements for substitutes, etc.

Tech Replacement Fees and Device Fees:

This revenue total was more than anticipated so an adjustment was made to increase these line items.

Insurance Recovery:

An audit of Worker's Comp resulted in a refund to the district.

Other Local Revenue:

Device Fees was given its own account; an adjustment was made to move the revenue to Account #44174.

Dragon Games Donations:

Contributions for the Dragon Games was set up in a separate GF account.

Basic Education Program:

Adjustment was made to balance the GF revenue.

Other State Education Funds:

The State discontinued giving ConnectTN revenue after 2017-18. We had budgeted for this revenue, so an adjustment was made to reduce the budget by this amount.

Transfers In:

More indirect cost revenue was a residual effect due to the increase in Title I.

Collierville Schools
 General Fund Revenue 2018-19
 Amendment #4
 Prepared 6/7/19

Function	Description	Budget	Add	Subtract	Amended Budget
40110	Current Property Tax	22,402,862			22,402,862
40120	Trustee's Collections - PY	517,552			517,552
40130	Clerk & Master - Circuit Court PY	310,019			310,019
40150	Pickup Taxes	1,728,680			1,728,680
40162	Payments in Lieu of Taxes - Local Utilities	184,501	63,734		248,235
40163	Payments in Lieu of Taxes - Other	280,133			280,133
40210	Local Option Sales Tax	10,221,119			10,221,119
40240	Wheel Tax	1,450,604			1,450,604
40270	Business Tax	3,186			3,186
40275	Mixed Drink Tax	225,503			225,503
40390	Municipal Tax	2,529,888			2,529,888
43513	Tuition - Summer School	35,000			35,000
43515	Tuition - Other State Systems	444,400		190,400	254,000
43990	Other Charges for Services	508,821			508,821
43991	Other Charges for Svcs - Shared Svcs	506,887	100,000		606,887
44110	Interest Income	0	83,000		83,000
44120	Lease/Rentals	2,000	42,000		44,000
44130	Laptop Insurance	5,250		5,250	0
44146	E-Rate Funding	0			0
44170	Miscellaneous Refunds	97,678	250,000		347,678
44171	Tech Replacement Fees	3,254	3,746		7,000
44174	Device Fees	214,000	20,000		234,000
44175	Donations from Sponsors	0	6,000		6,000
44520	Insurance Recovery	0	39,750		39,750
44560	Damages Recovered from Individuals	6,000			6,000
44990	Other Local Revenue	254,000		250,000	4,000
44991	Dragon Games Donations	0	2,560		2,560
46511	Basic Education Program	43,387,381		181,390	43,205,991
46590	Other State Education Funds	25,000		24,750	250
46610	Career Ladder Program	175,000			175,000
47143	Special Ed - Grants to States	0			0
47990	Other Direct Federal	0			0
49800	Transfers In	79,000	41,000		120,000
39000	Reserves	0			0
Total		85,597,718	651,790	651,790	85,597,718

Collierville Schools
 General Fund Expenditures 2018-19
 Amendment #4
 Prepared 6/12/19

Function	Budget	Add	Subtract	Amended Budget
Function 71100 - Reg. Instruction	41,656,964.00	2,676,232.00		44,333,196.00
Function 71150 - Alternative Education	229,410.00			229,410.00
Function 71200 - Special Education	6,623,637.00	20,000.00		6,643,637.00
Function 71300 - Vocational Education	1,026,812.00			1,026,812.00
Function 72110 - Attendance	695,676.00			695,676.00
Function 72120 - Health Services	1,196,124.00			1,196,124.00
Function 72130 - Other Student Support	2,160,542.00	45,200.00		2,205,742.00
Function 72210 - Support Regular Instruction	1,992,753.00	8,000.00		2,000,753.00
Function 72215 - Support Alternative Education	2,000.00			2,000.00
Function 72220 - Support Special Education	1,818,365.00	2,560.00		1,820,925.00
Function 72230 - Support Vocational Education	62,870.00	2,300.00		65,170.00
Function 72250 - Technology	6,577,712.00		2,663,232.00	3,914,480.00
Function 72310 - Board of Education	2,140,352.00		245,343.00	1,895,009.00
Function 72320 - Office of Superintendent	484,172.00			484,172.00
Function 72410 - Office of Principal	5,590,674.00	70,000.00		5,660,674.00
Function 72510 - Fiscal Services	1,057,666.00			1,057,666.00
Function 72520 - Human Resources	342,379.00			342,379.00
Function 72610 - Operation of Plant	5,052,688.00	47,283.00		5,099,971.00
Function 72620 - Maintenance of Plant	1,611,755.00			1,611,755.00
Function 72710 - Transportation	3,577,943.00			3,577,943.00
Function 72810 - Central and Other	452,849.00			452,849.00
Function 76100 - Regular Capital Outlay	1,244,375.00	37,000.00		1,281,375.00
	85,597,718.00	2,908,575.00	2,908,575.00	85,597,718.00

Collierville Schools
 Function 71100 - Reg. Instruction
 Amendment #4
 Prepared 6/5/19

Department 110

Object	Description	Budget	Add	Subtract	Amended Budget
11600	Teachers	28,693,266.00		282,500.00	28,410,766.00
11700	Career Ladder	103,000.00			103,000.00
12700	Extended Contracts	54,000.00			54,000.00
12800	Homebound Teachers	20,000.00	14,000.00		34,000.00
16300	Educational Assistant	816,836.00	20,000.00		836,836.00
18900	Other Salaries & Wages	160,000.00		160,000.00	
19500	Substitutes - Certified	-	6,000.00		6,000.00
19800	Substitutes - Non Certified	-	2,500.00		2,500.00
20100	Social Security	1,887,272.00			1,887,272.00
20400	State Retirement	3,174,290.00		120,000.00	3,054,290.00
20600	Life Insurance	115,270.00			115,270.00
20700	Medical Insurance	2,873,386.00	400,000.00		3,273,386.00
21200	Employer Medicare	441,378.00			441,378.00
21700	Retirement - Hybrid Stabilization	-	120,000.00		120,000.00
33000	Operating Leases	-	2,626,232.00		2,626,232.00
33600	Maint & Repair-Equipment	5,000.00			5,000.00
39900	Other Contracted Services	703,000.00	50,000.00		753,000.00
42900	Instructional Supplies & Materials	707,445.00			707,445.00
43000	Textbooks (Electronic)	300,000.00		2,000.00	298,000.00
44900	Textbooks	150,000.00	2,000.00		152,000.00
49900	Other Supplies & Materials	25,000.00			25,000.00
59900	Other Charges	135,000.00			135,000.00
59901	Other Charges-Graduation	4,000.00			4,000.00
59902	Other Charges Summer School	40,000.00			40,000.00
72200	Reg. Instruction Equipment	320,000.00			320,000.00
72200-281	Reg. Instruction Equipment	330,000.00			330,000.00
72200-228	Reg. Instruction Equipment	20,000.00			20,000.00
72217	Reg Ins. Equipment (Reimbursed)	578,821.00			578,821.00
		41,656,964.00	3,240,732.00	564,500.00	44,333,196.00

Collierville Schools
 Function 71150 - Alternative Education
 Amendment #4
 Prepared 6/5/19

Department 115

Object	Description	Budget	Add	Subtract	Amended Budget
11600	Teachers	117,668.00			117,668.00
16300	Educational Assistants	22,025.00			22,025.00
20100	Social Security	8,661.00			8,661.00
20400	State Retirement	14,612.00		500.00	14,112.00
20600	Life Insurance	400.00			400.00
20700	Medical Insurance	9,518.00			9,518.00
21200	Employer Medicare	2,026.00			2,026.00
21700	Retirement - Hybrid Stabilization	-	500.00		500.00
39900	Other Contract Services	12,000.00			12,000.00
42900	Inst. Supplies & Materials	5,000.00			5,000.00
49900	Other Supplies & Materials	1,500.00			1,500.00
59900	Other Charges	2,000.00			2,000.00
79000	Other Equipment	34,000.00			34,000.00
		<u>229,410.00</u>	<u>500.00</u>	<u>500.00</u>	<u>229,410.00</u>

Collierville Schools
 Function 71200 - Special Education
 Amendment #4
 Prepared 6/5/19

Department 120

Object	Description	Budget	Add	Subtract	Amended Budget
11600	Teachers	2,876,418.00		154,000.00	2,722,418.00
11700	Career Ladder	7,000.00			7,000.00
12800	Homebound Teachers	82,919.00		80,000.00	2,919.00
16300	Educational Assistants	1,335,957.00	90,000.00		1,425,957.00
17100	Speech Pathologist	597,913.00		70,000.00	527,913.00
19500	Substitutes - Certified	-	10,000.00		10,000.00
19800	Substitutes - Non Certified	-	14,000.00		14,000.00
20100	Social Security	303,813.00			303,813.00
20400	State Retirement	496,664.00		50,000.00	446,664.00
20600	Life Insurance	17,750.00			17,750.00
20700	Medical Insurance	423,000.00	190,000.00		613,000.00
21200	Employer Medicare	71,053.00			71,053.00
21700	Retirement - Hybrid Stabilization	-	50,000.00		50,000.00
31200	Contract with Private Agencies	31,500.00			31,500.00
33600	Maint. & Repair Equipment	15,000.00			15,000.00
39900	Other Contracted Services	150,000.00	20,000.00		170,000.00
42900	Instr. Supplies and Material	69,650.00			69,650.00
49900	Other Supplies & Materials	30,000.00			30,000.00
72500	Special Education Equipment	115,000.00			115,000.00
		<u>6,623,637.00</u>	<u>374,000.00</u>	<u>354,000.00</u>	<u>6,643,637.00</u>

Collierville Schools
 Function 71300 - Vocational Education
 Amendment #4
 Prepared 6/5/19

Department 130

Object	Description	Budget	Add	Subtract	Amended Budget
11600	Teachers	758,185.00			758,185.00
11700	Career Ladder	2,000.00			2,000.00
20100	Social Security	47,131.00			47,131.00
20400	State Retirement	79,515.00		8,000.00	71,515.00
20600	Life Insurance	3,400.00			3,400.00
20700	Medical Insurance	84,658.00	4,000.00		88,658.00
21200	Employer Medicare	11,023.00			11,023.00
21700	Retirement - Hybrid Stabilization	-	4,000.00		4,000.00
33600	Maint. & Repair Equipment	4,300.00			4,300.00
42900	Instr. Supplies and Material	8,600.00			8,600.00
44900	Textbooks	12,000.00			12,000.00
49900	Other Supplies and Materials	5,000.00			5,000.00
73000	Vocational Equipment	11,000.00			11,000.00
		<u>1,026,812.00</u>	<u>8,000.00</u>	<u>8,000.00</u>	<u>1,026,812.00</u>

Collierville Schools
Function 72110 - Attendance
Amendment #4
Prepared 6/5/19

Department 211 & 214

Object	Description	Budget	Add	Subtract	Amended Budget
10500	Supervisor/Director	301,638.00			301,638.00
16100	Secretary(s)	50,027.00			50,027.00
16200	Clerical Personnel	41,309.00			41,309.00
18900	Other Salaries & Wages	82,919.00			82,919.00
20100	Social Security	29,505.00			29,505.00
20400	State Retirement	48,692.00		100.00	48,592.00
20600	Life Insurance	1,428.00	100.00		1,528.00
20700	Medical Insurance	48,175.00			48,175.00
21200	Employers Medicare	6,900.00			6,900.00
35500	Travel	1,000.00			1,000.00
39900	Other Contracted Services	5,000.00			5,000.00
39900-214	Other Contracted Services	63,083.00		1,500.00	3,500.00
49900	Other Supplies and Materials	1,500.00			63,083.00
52400	In-Service/Staff Development	7,500.00	1,500.00		1,500.00
59900	Other Charges	500.00			9,000.00
70400	Attendance Equipment	6,500.00			500.00
		695,676.00	1,600.00	1,600.00	695,676.00

Collierville Schools
Function 72120 - Health Services
Amendment #4
Prepared 6/5/19

Department 212

Object	Description	Budget	Add	Subtract	Amended Budget
13100	Medical Personnel	587,064.00			587,064.00
18900	Other Salaries and Wages	278,519.00			278,519.00
20100	Social Security	53,666.00			53,666.00
20400	State Retirement	87,226.00		22,000.00	65,226.00
20600	Life Insurance	2,148.00	400.00		2,548.00
20700	Medical Insurance	124,550.00	15,000.00		139,550.00
21200	Employer Medicare	12,551.00			12,551.00
21700	Retirement - Hybrid Stabilization	-	11,000.00		11,000.00
33600	Maint & Repair - Equipment	4,000.00		4,000.00	-
35500	Travel	300.00			300.00
39900	Other Contracted Services	20,000.00	2,000.00		22,000.00
49900	Other Supplies and Materials	5,000.00		2,000.00	3,000.00
52400	In-Service/Staff Development	6,000.00			6,000.00
73500	Health Equipment	15,100.00		400.00	14,700.00
		1,196,124.00	28,400.00	28,400.00	1,196,124.00

Collierville Schools
Function 72130 - Other Student Support
Amendment #4
Prepared 6/5/19

Department 213

Object	Description	Budget	Add	Subtract	Amended Budget
12300	Guidance Personnel	1,549,246.00			1,549,246.00
13000	Social Worker	53,617.00			53,617.00
18900	Other Salaries & Wages	70,000.00	21,000.00		91,000.00
20100	Social Security	103,718.00			103,718.00
20400	State Retirement	174,981.00		15,000.00	159,981.00
20600	Life insurance	4,648.00	200.00		4,848.00
20700	Medical Insurance	118,675.00	36,000.00		154,675.00
21200	Employer Medicare	24,257.00			24,257.00
21700	Retirement - Hybrid Stabilization	-	3,000.00		3,000.00
32200	Evaluation & Testing	45,900.00			45,900.00
52400	In-Service/Staff Development	10,000.00			10,000.00
59900	Other Charges	5,500.00			5,500.00
		<u>2,160,542.00</u>	<u>60,200.00</u>	<u>15,000.00</u>	<u>2,205,742.00</u>

Collierville Schools
 Function 72210 - Support Regular Instruction
 Amendment #4
 Prepared 6/5/19

Department 221 & 228

Object	Description	Budget	Add	Subtract	Amended Budget
10500	Supervisor/Director	484,081.00			484,081.00
11700	Career Ladder	19,000.00			19,000.00
12900	Librarians	622,665.00			622,665.00
13600-228	Audiovisual Personnel	1,000.00			1,000.00
13700	Education Media Personnel	27,230.00			27,230.00
13700-228	Education Media Personnel	27,230.00			27,230.00
16100	Secretary(s)	50,027.00			50,027.00
18900	Other Salaries & Wages	30,000.00			30,000.00
18900-228	Other Salaries & Wages	12,500.00			12,500.00
19600	In-Service Training	15,000.00	9,000.00		24,000.00
20100	Social Security	77,314.00			77,314.00
20100-228	Social Security	2,463.00			2,463.00
20400	State Retirement	129,517.00			129,517.00
20400-228	State Retirement	3,659.00			3,659.00
20600	Life Insurance	5,060.00			5,060.00
20600-228	Life Insurance	124.00			124.00
20700	Medical Insurance	102,225.00			102,225.00
21200	Employer Medicare	18,082.00		5,000.00	13,082.00
21200-228	Employer Medicare	576.00			576.00
21700	Retirement - Hybrid Stabilization	-			-
30700-228	Communication		4,000.00		4,000.00
30800	Consultants	15,000.00			15,000.00
33600-228	Maint & Repair - Equipment	65,000.00			65,000.00
43200	Library Books	2,000.00			2,000.00
49900-228	Other Supplies & Materials	95,000.00			95,000.00
49900	Other Supplies & Materials	800.00			800.00
52400	In-Service/Staff Development	8,000.00			8,000.00
52400-228	In-Service/Staff Development	155,000.00			155,000.00
59900	Other Charges	6,000.00			6,000.00
79000	Other Equipment	3,200.00			3,200.00
		15,000.00			15,000.00
		1,992,753.00	13,000.00	5,000.00	2,000,753.00

Collierville Schools
 Function 72215 - Support Alternative Education
 Amendment #4
 Prepared 6/5/19

Department 225

Object	Description	Budget	Add	Subtract	Amended Budget
52400	In-Service/Staff Development	2,000.00			2,000.00
		2,000.00	-	-	2,000.00

Collierville Schools
Function 72220 - Support Special Education
Amendment #4
Prepared 6/5/19

Department 222

Object	Description	Budget	Add	Subtract	Amended Budget
10500	Supervisor/Director	184,407.00			184,407.00
11700	Career Ladder	5,000.00			5,000.00
12400	Psychological Personnel	317,552.00			317,552.00
16200	Clerical Personnel	344,600.00			344,600.00
18902	Other Salaries and Wages	443,766.00			443,766.00
20100	Social Security	80,186.00			80,186.00
20400	State Retirement	131,181.00		8,800.00	122,381.00
20600	Life Insurance	3,500.00	800.00		4,300.00
20700	Medical Insurance	81,075.00	35,000.00		116,075.00
21200	Employer Medicare	18,753.00			18,753.00
21700	Retirement - Hybrid Stabilization	-	8,000.00		8,000.00
30800	Consultants	10,000.00			10,000.00
35500	Travel	4,000.00			4,000.00
39900	Other Contracted Services	120,000.00		35,000.00	85,000.00
49900	Other Supplies & Materials	17,000.00			17,000.00
52400	In-Service/Staff Development	47,000.00			47,000.00
59900	Other Charges	345.00			345.00
59903	Dragon Games Costs	-	2,560.00		2,560.00
79000	Other Equipment	10,000.00			10,000.00
		<u>1,818,365.00</u>	<u>46,360.00</u>	<u>43,800.00</u>	<u>1,820,925.00</u>

Collierville Schools
 Function 72230 - Support Vocational Education
 Amendment #4
 Prepared 6/5/19

Department 223

Object	Description	Budget	Add	Subtract	Amended Budget
39900	Other Contracted Services	60,470.00	2,300.00	2,268.00	60,502.00
52400	In-Service/Staff Development	2,400.00	2,268.00	-	4,668.00
		<u>62,870.00</u>	<u>4,568.00</u>	<u>2,268.00</u>	<u>65,170.00</u>

Collierville Schools
 Function 72250 - Technology
 Amendment #4
 Prepared 6/5/19

Department 281 & 740

Object	Description	Budget	Add	Subtract	Amended Budget
10500	Supervisor/Director	756,311.00			756,311.00
13800	Instructional Tech Facilitators	595,547.00			595,547.00
16200	Clerical Personnel	49,172.00			49,172.00
18900	Other Salaries & Wages	392,715.00			392,715.00
20100	Social Security	112,700.00			112,700.00
20400	State Retirement	184,877.00		9,000.00	175,877.00
20600	Life Insurance	5,453.00			5,453.00
20700	Medical Insurance	132,775.00	53,000.00		185,775.00
21200	Employer Medicare	26,357.00			26,357.00
21700	Retirement - Hybrid Stabilization	-	9,000.00		9,000.00
30700	Communication	108,746.00			108,746.00
30800	Consultants	75,000.00			75,000.00
33000	Operating Lease Payments	2,626,232.00		2,626,232.00	-
33600	Maint & Repair - Equipment	185,000.00			185,000.00
35000	Internet Connectivity	479,160.00		96,250.00	382,910.00
35500	Travel	2,000.00			2,000.00
39900	Other Contracted Services	117,370.00			117,370.00
43500	Office Supplies	3,500.00	250.00		3,750.00
47000	Cabling	7,500.00	6,000.00		13,500.00
47100	Software	299,766.00			299,766.00
49900	Other Supplies & Materials	7,500.00			7,500.00
52400	In-Service/Staff Development	64,050.00			64,050.00
59900	Other Charges	165,067.00			165,067.00
70100	Administrative Equipment	84,860.00			84,860.00
79000	Other Equipment	92,800.00			92,800.00
79010	Tech Replacement Equipment	3,254.00			3,254.00
		6,577,712.00	68,250.00	2,731,482.00	3,914,480.00

Collierville Schools
Function 72310 - Board of Education
Amendment #4
Prepared 6/5/19

Department 231

Object	Description	Budget	Add	Subtract	Amended Budget
18900	Other Salaries & Wages	12,240.00			12,240.00
20100	Social Security	759.00			759.00
20600	Life Insurance	6,000.00			6,000.00
20700	Medical Insurance	932,900.00		252,200.00	680,700.00
21500	Contributions for OPEB	150,000.00			150,000.00
21200	Employer Medicare	177.00			177.00
30500	Audit Services	58,000.00	5,500.00		63,500.00
32000	Dues & Membership	8,000.00	400.00		8,400.00
33100	Legal Services	155,000.00		16,460.00	138,540.00
35500	Travel				
39900	Other Contracted Services	8,000.00			8,000.00
49900	Other Supplies & Materials	200.00			200.00
50500	Judgements	59,900.00		5,300.00	54,600.00
50600	Liability Insurance	76,493.00		7,283.00	69,210.00
50800	Premium on Corp Surety Bonds	9,000.00			9,000.00
51300	On the Job Injuries	124,164.00	30,000.00		154,164.00
52400	In-Service/Staff Development	15,000.00			15,000.00
59900	Other Charges	524,519.00			524,519.00
		<u>2,140,352.00</u>	<u>35,900.00</u>	<u>281,243.00</u>	<u>1,895,009.00</u>

Collierville Schools
Function 72320 - Office of Superintendent
Amendment #4
Prepared 6/5/19

Department 232

Object	Description	Budget	Add	Subtract	Amended Budget
10100	County Official/Admin Officer	207,100.00			207,100.00
16100	Secretary(s)	59,482.00			59,482.00
18900	Other Salaries & Wages	30,000.00			30,000.00
20100	Social Security	17,458.00			17,458.00
20400	State Retirement	28,746.00			28,746.00
20600	Life insurance	826.00			826.00
20700	Medical Insurance	29,375.00			29,375.00
20800	Dental Insurance	2,000.00			2,000.00
21200	Employer Medicare	3,865.00			3,865.00
29900	Other Fringe Benefits	5,550.00			5,550.00
32000	Dues & Membership	14,920.00			14,920.00
34800	Postal Charges	19,350.00			19,350.00
39900	Other Contracted Services	8,950.00	3,100.00		12,050.00
43500	Office Supplies	3,500.00			3,500.00
52400	In-Service/Staff Development	8,000.00			8,000.00
59900	Other Charges	43,050.00		3,100.00	39,950.00
70100	Administration Equipment	2,000.00			2,000.00
		484,172.00	3,100.00	3,100.00	484,172.00

Collierville Schools
Function 72410 - Office of Principal
Amendment #4
Prepared 6/5/19

Department 241

Object	Description	Budget	Add	Subtract	Amended Budget
10401	Assistant Principals	1,939,655.00			1,939,655.00
10402	Elem/Middle Principals	849,918.00			849,918.00
10403	Secondary Principals	114,014.00			114,014.00
10404	HS Deans	283,479.00			283,479.00
11700	Career Ladder	10,000.00			10,000.00
16100	Secretary(s)	402,419.00			402,419.00
16200	Clerical Personnel	708,084.00			708,084.00
18900	Lunch Room Monitors	26,142.00			26,142.00
20100	Social Security	262,071.00			262,071.00
20400	State Retirement	426,189.00		10,000.00	416,189.00
20600	Life Insurance	15,957.00			15,957.00
20700	Medical Insurance	434,750.00	70,000.00		504,750.00
21200	Employer Medicare	61,291.00			61,291.00
21700	Retirement - Hybrid Stabilization	-	10,000.00		10,000.00
32000	Dues & Membership	10,000.00			10,000.00
35500	Travel	6,705.00			6,705.00
52400	In-Service/Staff Development	40,000.00			40,000.00
		5,590,674.00	80,000.00	10,000.00	5,660,674.00

Collierville Schools
Function 72510 - Fiscal Services
Amendment #4
Prepared 6/5/19

Department 251

Object	Description	Budget	Add	Subtract	Amended Budget
10500	Supervisor/Director	114,036.00			114,036.00
11900	Accountants/Bookkeepers	279,256.00			279,256.00
16100	Secretary	50,027.00			50,027.00
18900	Other Salaries & Wages	44,570.00			44,570.00
18906	Business Info Systems Specialist	-	4,400.00		4,400.00
20100	Social Security	30,249.00			30,249.00
20400	State Retirement	45,228.00		2,000.00	43,228.00
20600	Life Insurance	2,004.00			2,004.00
20700	Medical Insurance	70,500.00		4,400.00	66,100.00
21200	Employer Medicare	7,074.00			7,074.00
21700	Retirement - Hybrid Stabilization	-	2,000.00		2,000.00
32000	Dues & Membership	2,831.00			2,831.00
35500	Travel	500.00			500.00
39900	Other Contracted Services	338,091.00			338,091.00
43500	Office Supplies	35,800.00			35,800.00
49900	Other Supplies & Materials	5,100.00			5,100.00
52400	In-Service/Staff Development	21,200.00			21,200.00
59900	Other Charges	2,000.00			2,000.00
70100	Administration Equipment	9,200.00			9,200.00
		1,057,666.00	6,400.00	6,400.00	1,057,666.00

Collierville Schools
 Function 72520 - Human Resources
 Amendment #4
 Prepared 6/5/19

Department 252

Object	Description	Budget	Add	Subtract	Amended Budget
10500	Supervisor/Director	101,747.00			101,747.00
16100	Secretary(s)	99,199.00		8,000.00	91,199.00
18907	Benefits Analyst	-	8,000.00		8,000.00
20100	Social Security	12,459.00		400.00	12,059.00
20400	State Retirement	19,839.00			19,839.00
20600	Life Insurance	305.00	400.00		705.00
20700	Medical Insurance	23,500.00			23,500.00
21000	Unemployment Compensation	10,000.00			10,000.00
21200	Employer Medicare	2,914.00			2,914.00
29900	Other Fringe Benefits	7,875.00			7,875.00
32000	Dues & Membership	995.00	200.00		1,195.00
35500	Travel	500.00			500.00
39900	Other Contracted Services	27,996.00			27,996.00
41100	Data Processing Supplies	2,500.00			2,500.00
43500	Office Supplies	1,850.00			1,850.00
52400	In-Service/Staff Development	27,700.00		200.00	27,500.00
70100	Administration Equipment	3,000.00			3,000.00
		<u>342,379.00</u>	<u>8,600.00</u>	<u>8,600.00</u>	<u>342,379.00</u>

Collierville Schools
Function 72610 - Operation of Plant
Amendment #4
Prepared 6/5/19

Department 261

Object	Description	Budget	Add	Subtract	Amended Budget
16600	Custodial Personnel	557,301.00			557,301.00
20100	Social Security	34,553.00			34,553.00
20400	State Retirement	51,662.00		6,400.00	45,262.00
20600	Life Insurance	1,341.00	400.00		1,741.00
20700	Medical Insurance	56,400.00	40,000.00		96,400.00
21200	Employer Medicare	8,081.00			8,081.00
21700	Retirement - Hybrid Stabilization	-	6,000.00		6,000.00
32800	Janitorial Services	1,591,054.00	160,000.00	10,000.00	1,741,054.00
35500	Travel	2,000.00			2,000.00
39900	Other Contracted Services	245,406.00		5,000.00	240,406.00
41000	Custodial Supplies	25,000.00			25,000.00
41500	All Utilities	2,196,072.00		145,000.00	2,051,072.00
49900	Other Supplies & Materials	7,500.00			7,500.00
50200	Building & Content Insurance	238,043.00	7,283.00		245,326.00
52400	In-Service/Staff Devel.	300.00			300.00
59900	Other Charges	29,000.00			29,000.00
72000	Plant Operation Equipment	8,975.00			8,975.00
		5,052,688.00	213,683.00	166,400.00	5,099,971.00

Collierville Schools
Function 72620 - Maintenance of Plant
Amendment #4
Prepared 6/5/19

Department 262

Object	Description	Budget	Add	Subtract	Amended Budget
10500	Supervisor/Director	191,759.00			191,759.00
16100	Secretary	50,027.00			50,027.00
16700	Maintenance Personnel	432,240.00			432,240.00
20100	Social Security	35,395.00			35,395.00
20400	State Retirement	52,921.00		6,400.00	46,521.00
20600	Life Insurance	1,120.00	400.00		1,520.00
20700	Medical Insurance	82,250.00			82,250.00
21200	Employer Medicare	9,773.00			9,773.00
21700	Retirement - Hybrid Stabilization	-	6,000.00		6,000.00
33500	Maint & Repair - Building	372,000.00			372,000.00
33600	Maint & Repair - Equipment	120,000.00			120,000.00
35500	Travel	4,020.00			4,020.00
39900	Other Contracted Services	94,970.00			94,970.00
49900	Other Supplies & Materials	1,000.00			1,000.00
52400	In-Service/Staff Devel.	18,280.00			18,280.00
59900	Other Charges	18,000.00			18,000.00
70100	Administration Equipment	8,000.00			8,000.00
71700	Maintenance Equipment	120,000.00			120,000.00
		<u>1,611,755.00</u>	<u>6,400.00</u>	<u>6,400.00</u>	<u>1,611,755.00</u>

Collierville Schools
Function - 72710 - Transportation
Amendment #4
Prepared 6/5/19

Department 271

Object	Description	Budget	Add	Subtract	Amended Budget
10500	Supervisor/Director	83,472.00			83,472.00
16200-750	Clerical Personnel	44,163.00			44,163.00
18900-750	Other Salaries & Wages	181,733.00			181,733.00
20100	Social Security	9,190.00			9,190.00
20400	State Retirement	13,549.00			13,549.00
20600	Life Insurance	700.00			700.00
20700	Medical Insurance	21,150.00			21,150.00
21200	Employer Medicare	4,486.00			4,486.00
31200	Contracts W/Private Agencies	2,768,625.00			2,768,625.00
35500	Travel	2,000.00			2,000.00
39900	Other Contracted Services	28,475.00			28,475.00
41200	Diesel Fuel	396,500.00			396,500.00
42500	Gasoline	14,400.00			14,400.00
49900	Other Supplies & Material	1,200.00			1,200.00
52400	In-Service/Staff Development	3,000.00	500.00		3,500.00
59900	Other Charges	3,300.00		500.00	2,800.00
70100	Administration Equipment	2,000.00			2,000.00
		3,577,943.00	500.00	500.00	3,577,943.00

Collierville Schools
Function - 72810 - Central and Other
Amendment #4
Prepared 6/5/19

Department 282 & 283		Budget	Add	Subtract	Amended Budget
Object	Description				
10500	Supervisor/Director	121,380.00			121,380.00
18900	Other Salaries & Wages	79,809.00			79,809.00
20100	Social Security	12,474.00			12,474.00
20400	State Retirement	21,044.00		1,050.00	19,994.00
20600	Life Insurance	600.00	50.00		650.00
20700	Medical Insurance	10,575.00	1,000.00		11,575.00
21200	Employer Medicare	2,917.00			2,917.00
35500	Travel	1,000.00			1,000.00
39900	Other Contacted Services	77,950.00			77,950.00
39900-283	Other Contacted Services	39,000.00			39,000.00
43500	Office Supplies	34,500.00			34,500.00
52400	In-Service/Staff Development	22,500.00			22,500.00
59900	Other Charges	25,500.00			25,500.00
70100	Administration Equipment	3,600.00			3,600.00
		452,849.00	1,050.00	1,050.00	452,849.00

Collierville Schools
Function 76100 - Regular Capital Outlay
Amendment #4
Prepared 6/5/19

Department 610

Object	Description	Budget	Add	Subtract	Amended Budget
30400	Architects	568.78			568.78
30402	Architects - SFES & CES	57,098.61	38,000.00	45,886.00	49,212.61
30800	Consultants	4,401.39		2,586.00	1,815.39
32100	Engineering Services	9,431.22		3,931.00	5,500.22
39900	Other Contracted Services	13,391.00		11,426.00	1,965.00
70700	Building Improvements	16,726.47	23,429.00		40,155.47
72400	Site Development	321,444.00			321,444.00
79900	Other Capital Outlay	821,313.53	39,400.00		860,713.53
		<u>1,244,375.00</u>	<u>100,829.00</u>	<u>63,829.00</u>	<u>1,281,375.00</u>



**COLLIERVILLE SCHOOLS BOARD OF EDUCATION
RESOLUTION 2018-18**

A RESOLUTION TO AMEND THE 2018-2019 FISCAL YEAR ANNUAL BUDGET FOR THE FEDERAL FUND OF THE COLLIERVILLE SCHOOLS, A MUNICIPAL SCHOOL DISTRICT IN THE STATE OF TENNESSEE; PROVIDING AN EFFECTIVE DATE.

WHEREAS, the Tennessee Legislature passed Public Chapter No. 256 of the 2013 Public Acts to amend Title 49 relative to local educational agencies, including Tennessee Code Annotated § 49-2-127(b), which authorizes the governing body of a municipality to establish, by ordinance, a municipal board of education and compliance with Tennessee Code Annotated. § 49-2-20 I; and

WHEREAS, the Collierville Schools were lawfully established by local ordinance pursuant to Tennessee Code Annotated § 49-2-106 and in compliance with Tennessee Code Annotated § 49-2-201; and

WHEREAS, The Collierville Schools Board of Education is an entity authorized pursuant to the laws of the state of Tennessee to operate a public-school district within Shelby County, Tennessee; and

WHEREAS, Tennessee Code Annotated § 49-2-203(a) (10) (A)(i) requires the Board of Education of the Collierville Schools to direct the Superintendent and the chair of the local board to prepare a budget on forms furnished by the Commissioner, and when the budget has been approved by the Collierville Schools Board of Education to then submit that budget to the Collierville Board of Mayor and Aldermen for their approval; and

WHEREAS, this amendment to the Federal Fund Budget does not change the total amount of the budget, but requires the transfer of funds from one portion of the budget to another.

NOW, THEREFORE, be it resolved by the Collierville Schools Board of Education:

Section I. That the annual Federal Fund Budget of the 2018-19 school year for the Collierville Schools as presented in official budget documents is hereby amended by reference in the following amounts with the following fund:



Funds are amended in the following categories:

(Please see attached documentation)

FEDERAL FUND REVENUE BUDGET:	\$ 7,249,681
Total Net Change in Federal Fund Revenue Budget	\$ <u>0</u>
Total Amended Federal Fund Revenue Budget	\$ 7,249,681

Funds are amended in the following categories:

(Please see attached documentation)

FEDERAL FUND EXPENDITURE BUDGET:	\$ 7,249,681
Total Net Change in Federal Fund Expenditure Budget	\$ <u>0</u>
Total Amended Federal Fund Expenditure Budget	\$ 7,249,681

Section 3. That the budget document required by law will be amended and submitted for approval to the Town of Collierville Board and Mayor of Aldermen, and, upon approval, shall be submitted as required to the State of Tennessee.

Section 4. That this resolution shall become effective June 27, 2019 from and after its adoption by the Collierville Schools Board of Education.

Adopted this 27th day of June, 2019.

MARK HANSEN, CHAIRMAN

JOHN AITKEN, SUPERINTENDENT

APPROVED AS TO FORM:
MICHAEL MARSHALL, BOARD ATTORNEY

Collierville Schools
 Federal Fund Revenue 2018-19
 Amendment #2

ACCOUNT	DESCRIPTION	Amendment #1		Amendment #2	
		2018-19 BUDGET	Add	Subtract	2018-19 BUDGET
142-47590-00000-000-0000-0100	CONSOLIDATED ADMINISTRATION	151,317			151,317
142-47141-00000-000-0000-1000	TITLE I	4,976,319			4,976,319
142-47189-00000-000-0000-2000	TITLE II	246,284			246,284
142-47146-00000-000-0000-3000	TITLE III	39,586			39,586
142-47143-00000-000-0000-9000	IDEA PART B	1,802,962			1,802,962
142-47143-00000-000-0000-8910	IDEA DISCRETIONARY SUPP-RTI	5,959			5,959
142-47145-00000-000-0000-9100	PRESCHOOL INCENTIVE	27,254			27,254
TOTAL FEDERAL GRANTS REVENUE		7,249,681	0	0	7,249,681

Collierville Schools
 Federal Fund Expenditures 2018-19
 Amendment #2

Consolidated Administration	ACCOUNT	DESCRIPTION	Amendment #1		Amendment #2	
			2018-19 BUDGET	Add	Subtract	2018-19 BUDGET
	142-72210-10500-221-1000-0108	SUPERVISOR/DIRECTOR	74,000			74,000
	142-72210-16200-221-1000-0108	CLERICAL PERSONNEL	41,309			41,309
	142-72210-20100-221-1000-0108	SOCIAL SECURITY	7,291			7,291
	142-72210-20400-221-1000-0108	STATE RETIREMENT	10,860			10,860
	142-72210-20600-221-1000-0108	LIFE INSURANCE	350			350
	142-72210-20700-221-1000-0108	MEDICAL INSURANCE	12,840			12,840
	142-72210-21200-221-1000-0108	EMPLOYER MEDICARE	1,700			1,700
	142-72210-52400-221-1000-0108	IN-SERVICE/STAFF DEVELOPMENT				0
	142-99100-50400-221-1000-0108	INDIRECT COST	2,967			2,967
Total Consolidated Administration Expenditures			151,317	0	0	151,317

Title I	ACCOUNT	DESCRIPTION	Amendment #1 2018-19		Amendment #2 2018-19	
			BUDGET	Subtract	Add	BUDGET
	142-71100-11600-110-9999-1000	TEACHERS	610,385			610,385
	142-71100-16300-110-9999-1000	EDUCATIONAL ASSISTANTS	276,000			276,000
	142-71100-18900-110-9999-1000	OTHER SALARIES & WAGES	43,000			43,000
	142-71100-20100-110-9999-1000	SOCIAL SECURITY	63,000			63,000
	142-71100-20400-110-9999-1000	STATE RETIREMENT	102,000			102,000
	142-71100-20600-110-9999-1000	LIFE INSURANCE	3,000			3,000
	142-71100-20700-110-9999-1000	MEDICAL INSURANCE	126,500			126,500
	142-71100-21200-110-9999-1000	EMPLOYER MEDICARE	15,000			15,000
	142-71100-39900-110-9999-1000	OTHER CONTRACTED SERVICES	75,000			75,000
	142-71100-42900-110-9999-1000	INSTRUCTIONAL SUPPLIES & MATERIALS	328,000			328,000
	142-71100-44900-110-9999-1000	TEXTBOOKS	240,000			240,000
	142-71100-49900-110-9999-1000	OTHER SUPPLIES & MATERIALS	70,000			70,000
	142-71100-72200-110-1000-1000	REGULAR INSTRUCTIONAL EQUIPMENT	701,889			701,889
	142-71150-11600-110-1000-1000	TEACHERS	110,000			110,000
	142-71150-18900-110-9999-1000	OTHER SALARIES & WAGES	85,130			85,130
	142-71150-20100-110-9999-1000	SOCIAL SECURITY	12,500			12,500
	142-71150-20400-110-9999-1000	STATE RETIREMENT	21,000			21,000
	142-71150-20600-110-9999-1000	LIFE INSURANCE	600			600
	142-71150-20700-110-9999-1000	MEDICAL INSURANCE	18,000			18,000
	142-71150-21200-110-9999-1000	MEDICARE	3,000			3,000
	142-71150-42900-110-9999-1000	INSTRUCTIONAL SUPPLIES & MATERIALS	18,000			18,000
	142-71150-49900-110-9999-1000	OTHER SUPPLIES & MATERIALS	15,000			15,000
	142-71150-79000-110-9999-1000	OTHER EQUIPMENT	40,000			40,000

Title I Continued	ACCOUNT	DESCRIPTION	Amendment #1 2018-19		Amendment #2 2018-19	
			BUDGET	Add	Subtract	BUDGET
	142-72130-12300-221-9999-1000	GUIDANCE PERSONNEL	70,000			70,000
	142-72130-18900-221-9999-1000	OTHER SALARIES & WAGES	165,000			165,000
	142-72130-20100-221-9999-1000	SOCIAL SECURITY	15,000			15,000
	142-72130-20400-221-9999-1000	STATE RETIREMENT	25,000			25,000
	142-72130-20600-221-9999-1000	LIFE INSURANCE	500			500
	142-72130-20700-221-9999-1000	MEDICAL INSURANCE	15,000			15,000
	142-72130-21200-221-9999-1000	EMPLOYER MEDICARE	3,650			3,650
	142-72130-32200-221-9999-1000	EVALUATION & TRAINING	220,000		10,000	210,000 1
	142-72130-39900-221-9999-1000	OTHER CONTRACTED SERVICES	11,000	10,000		21,000 1
	142-72130-49900-221-9999-1000	OTHER SUPPLIES & MATERIALS	104,000			104,000
	142-72130-52400-221-9999-1000	IN-SERVICE/STAFF DEVELOPMENT	133,000			133,000
	142-72130-79000-221-9999-1000	OTHER EQUIPMENT	45,000			45,000
	142-72210-10500-221-1000-1000	SUPERVISOR/DIRECTOR	90,000			90,000
	142-72210-18900-221-1000-1000	OTHER SALARIES & WAGES	420,000			420,000
	142-72210-19500-221-1000-1000	IN-SERVICE TRAINING	120,000			120,000
	142-72210-20100-221-1000-1000	SOCIAL SECURITY	32,000			32,000
	142-72210-20400-221-1000-1000	STATE RETIREMENT	53,000			53,000
	142-72210-20600-221-1000-1000	LIFE INSURANCE	610			610
	142-72210-20700-221-1000-1000	MEDICAL INSURANCE	19,250			19,250
	142-72210-21200-221-1000-1000	MEDICARE	8,515			8,515
	142-72210-35500-221-1000-1000	TRAVEL	10,000			10,000
	142-72210-39900-110-1000-1000	OTHER CONTRACTED SERVICES	15,000			15,000
	142-72210-49900-110-1000-1000	OTHER SUPPLIES & MATERIALS	38,644			38,644
	142-72210-52400-221-1000-1000	IN-SERVICE/STAFF DEVELOPMENT	303,000			303,000
	142-99100-50400-221-1000-1000	INDIRECT COST	82,146			82,146
Total Title I Expenditures			4,976,319	10,000	10,000	4,976,319

Explanation of Adjustments:

1. Transfer funds from Evaluation & Training to Other Contracted Services for Transportation of Students

Title II	Amendment #1			Amendment #2		
	ACCOUNT	DESCRIPTION	2018-19 BUDGET	Add	Subtract	2018-19 BUDGET
142-72210-18900-221-1000-2000	OTHER SALARIES & WAGES		84,000			84,000
142-72210-20100-221-1000-2000	SOCIAL SECURITY		5,225			5,225
142-72210-20400-221-1000-2000	STATE RETIREMENT		8,800			8,800
142-72210-20600-221-1000-2000	LIFE INSURANCE		275			275
142-72210-20700-221-1000-2000	MEDICAL INSURANCE		13,626			13,626
142-72210-21200-221-1000-2000	EMPLOYER MEDICARE		1,225			1,225
142-72210-30800-221-1000-2000	CONSULTANTS		15,500	5,000		20,500 1
142-72210-49900-221-1000-2000	OTHER SUPPLIES & MATERIALS		15,000		5,000	10,000 1
142-72210-52400-221-1000-2000	IN-SERVICE/STAFF DEVELOPMENT		79,752			79,752
142-72210-52401-221-1000-2000	IN SERVICE/STAFF DEV - NON PUBLIC		3,231			3,231
142-72210-59900-221-1000-2000	OTHER CHARGES		1,000			1,000
142-72210-79000-221-1000-2000	OTHER EQUIPMENT		14,098			14,098
142-99100-50400-221-1000-2000	INDIRECT COST		4,552			4,552
Total Title II Expenditures			246,284	5,000	5,000	246,284

Explanation of Adjustments:

1. Transfer funds to Consultants for Training

Title III	Amendment #1			Amendment #2		
	ACCOUNT	DESCRIPTION	2018-19 BUDGET	Add	Subtract	2018-19 BUDGET
142-72210-19600-221-1000-3000	IN-SERVICE TRAINING		6,000			6,000
142-72210-20100-221-1000-3000	SOCIAL SECURITY		372			372
142-72210-20400-221-1000-3000	RETIREMENT		630			630
142-72210-21200-221-1000-3000	MEDICARE		87			87
142-72210-49900-221-1000-3000	OTHER SUPPLIES & MATERIALS		16,078			16,078
142-72210-52400-221-1000-3000	IN-SERVICE/STAFF DEVELOPMENT		10,310			10,310
142-72210-79000-221-1000-3000	OTHER EQUIPMENT		5,439			5,439
142-99100-50400-221-1000-3000	INDIRECT COST		670			670
Total Title III Expenditures			39,586	0	0	39,586

IDEA PART B	Amendment #1		Amendment #2	
	2018-19		2018-19	
	ACCOUNT	DESCRIPTION	BUDGET	BUDGET
142-71200-11600-120-9999-9000	TEACHERS	379,525	379,525	
142-71200-12800-120-1000-9000	HOMEBOUND TEACHERS	10,460	10,460	
142-71200-16300-120-9999-9000	EDUCATIONAL ASSISTANTS	653,675	653,675	
142-71200-20100-120-9999-9000	SOCIAL SECURITY	64,750	64,750	
142-71200-20400-120-9999-9000	STATE RETIREMENT	101,200	101,200	
142-71200-20600-120-9999-9000	LIFE INSURANCE	3,175	3,175	
142-71200-20700-120-9999-9000	MEDICAL INSURANCE	157,400	157,400	
142-71200-21200-120-9999-9000	EMPLOYER MEDICARE	15,100	15,100	
142-71200-31201-120-1000-9000	CONTRACTS WITH PRIVATE AGENCIES	43,212	43,212	
142-71200-42900-120-1000-9000	INSTRUCTIONAL SUPPLIES	14,500	14,500	
142-71200-42901-120-1000-9000	INSTRUCTIONAL SUPPLIES (PRIVATE)	4,016	4,016	
142-71200-72500-120-1000-9000	SPECIAL EDUCATION EQUIPMENT	13,432	13,432	
142-72220-18900-222-1000-9000	OTHER SALARIES & WAGES	207,120	207,120	
142-72220-19600-222-1000-9000	IN-SERVICE TRAINING	26,000	26,000	
142-72220-20100-222-1000-9000	SOCIAL SECURITY	14,750	14,750	
142-72220-20400-222-1000-9000	STATE RETIREMENT	25,000	25,000	
142-72220-20600-222-1000-9000	LIFE INSURANCE	650	650	
142-72220-20700-222-1000-9000	MEDICAL INSURANCE	19,133	19,133	
142-72220-21200-222-1000-9000	EMPLOYER MEDICARE	3,500	3,500	
142-72220-79000-222-1000-9000	OTHER EQUIPMENT	11,500	11,500	
142-99100-50400-120-1000-9000	INDIRECT COST	34,864	34,864	
Total IDEA Part B Expenditures		1,802,962	1,802,962	0

IDEA Discretionary Supplemental Funds-RTI		Amendment #1	Amendment #2
ACCOUNT	DESCRIPTION	2018-19 BUDGET	2018-19 BUDGET
142-72220-49900-222-1000-8919	OTHER SUPPLIES & MATERIALS	3,159	3,159
142-72220-52400-222-1000-8919	IN-SERVICE/STAFF DEVELOPMENT	2,800	2,800
Total IDEA Discretionary Supplemental Funds-RTI		5,959	5,959

IDEA Preschool Incentive		Amendment #1	Amendment #2
ACCOUNT	DESCRIPTION	2018-19 BUDGET	2018-19 BUDGET
142-71200-42900-120-1000-9100	INSTRUCTIONAL SUPPLIES & MATERIALS	4,348	4,348
142-71200-42901-120-1000-9100	OTHER SUPPLIES & MATERIALS (PRIVATE)	2,576	2,576
142-71200-72500-120-1000-9100	SPECIAL EDUCATION EQUIPMENT	12,032	12,032
142-72220-52400-120-1000-9100	IN-SERVICE/STAFF DEVELOPMENT	8,000	8,000
142-99100-50400-222-1000-9100	INDIRECT COST	298	298
Total IDEA Preschool Incentive		27,254	27,254

TOTAL FEDERAL FUND EXPENDITURES 7,249,681 15,000 15,000 7,249,681



**COLLIERVILLE
SCHOOLS**

SCHOLARSHIP · INTEGRITY · SERVICE

C.I.P. BUDGET

2019 - 2020

Collierville Schools
 CIP Fund 2019-20 Original
 Prepared 5/23/19

REVENUE	<u>ACCOUNT</u>	<u>DESCRIPTION</u>	2019-20 ORIGINAL BUDGET
	177-49100-00000-000-0000-6525	Bond Proceeds - Unallocated	833,286.04
	177-49100-00000-000-0000-6432	Bond Proceeds - WCMS HVAC Project	154,000.00
	177-49100-00000-000-0000-6433	Bond Proceeds - Sycamore Painting Project	150,766.00
	177-49100-00000-000-0000-6425	Bond Proceeds - CES Replace Chiller/Boiler	1,484,331.00
	177-49100-00000-000-0000-6427	Bond Proceeds - CRSW Replace RTU's	317,139.00
	177-49100-00000-000-0000-6430	Bond Proceeds - Crosswind EMS Upgrade	68,623.00
	177-49100-00000-000-0000-6431	Bond Proceeds - Bradley Sink	33,641.00
		TOTAL REVENUE	3,041,786.04

EXPENDITURES	<u>ACCOUNT</u>	<u>DESCRIPTION</u>	2019-20 ORIGINAL BUDGET
	<u>Project 6525 - Unallocated CIP from SC:</u>		
	177-91300-30400-913-1000-6525	Architects	833,286.04
	<u>Project 6425 - CES Replace Chiller/Boiler:</u>		
	177-91300-70700-913-0055-6425	Building Improvements	1,484,331.00
			1,484,331.00

EXPENDITURES	ACCOUNT	DESCRIPTION	2019-20 ORIGINAL BUDGET
	<u>Project 6427 - Crosswind Replace RTU's:</u> 177-91300-70700-913-0065-6427	Building Improvements	317,139.00 317,139.00
	<u>Project 6430 - Crosswind EMS Upgrade:</u> 177-91300-70700-913-0065-6430	Building Improvements	68,623.00 68,623.00
	<u>Project 6431 - WCMS Bradley Sink:</u> 177-91300-70700-913-0168-6431	Building Improvements	33,641.00 33,641.00
	<u>Project 6432 - WCMS HVAC Project:</u> 177-91300-70700-913-0168-6432	Building Improvements	154,000.00 154,000.00
	<u>Project 6433 - Sycamore Painting:</u> 177-91300-70700-913-0183-6432	Building Improvements	150,766.00 150,766.00
		TOTAL EXPENDITURES	3,041,786.04



**COLLIERVILLE
SCHOOLS**

SCHOLARSHIP · INTEGRITY · SERVICE

DISCRETIONARY

BUDGET

2019 - 2020

COLLIERVILLE SCHOOLS
DISCRETIONARY GRANTS BUDGET
2019 - 2020

REVENUE	<u>ACCOUNT</u>	<u>DESCRIPTION</u>	2019-20 <u>BUDGET</u>	2018-19 <u>BUDGET</u>	2017-18 <u>ACTUAL</u>
	145-46590-00000-000-0000-8010	Voluntary Pre-K Grant	186,668	186,668	95,272
	145-46591-00000-000-0000-8020	Coordinated School Health Grant	90,000	90,000	88,898
	145-46590-00000-000-0000-8030	Safe Schools Grant	84,430	84,430	38,960
	145-44990-00000-000-0000-8046	Race 4 the Ville	16,705	16,705	7,538
	145-44990-00000-000-0000-8048	PD for Teachers	4,697	4,400	-
	145-44990-00000-000-0000-8049	VPK Donations	754	754	-
	145-44990-00000-000-0000-8088	STEM Initiative	822	2,126	874
	145-44990-00000-000-0000-8098	CPR Training	1,584	1,262	918
	145-44990-00000-000-0000-8200	Athletic Fund	3,000	3,000	-
		TOTAL REVENUE	<u>388,660</u>	<u>389,345</u>	<u>232,460</u>

COLLIERVILLE SCHOOLS
DISCRETIONARY GRANTS BUDGET
2019 - 2020

EXPENDITURES

	2019-20	2019-20	2018-19	2018-19	2017-18
	<u>PERS</u>	<u>BUDGET</u>	<u>PERS</u>	<u>BUDGET</u>	<u>ACTUAL</u>
VOLUNTARY PRE-K					
145-73400-11600-340-1000-8010 Teachers	2	105,030	2	104,015	44,070
145-73400-16300-340-1000-8010 Assistants	2	44,633	2	44,066	21,917
145-73400-20100-340-1000-8010 Social Security		9,300		9,183	3,637
145-73400-20400-340-1000-8010 State Retirement		10,500		11,758	5,939
145-73400-20600-340-1000-8010 Life Insurance		475		450	201
145-73400-20700-340-1000-8010 Medical Insurance		7,845		8,181	9,528
145-73400-21200-340-1000-8010 Employer Medicare		2,175		2,148	851
145-73400-21700-340-1000-8010 Retirement-Hybrid Stabilization		3,050		3,207	-
145-73400-42900-340-1000-8010 Instructional Supplies & Materials		-		-	6,950
145-73400-52400-340-1000-8010 In-Service/Staff Development		-		-	428
145-99100-50400-340-1000-8010 Indirect Cost (2%)		3,660		3,660	1,751
TOTAL VOLUNTARY PRE-K	4	186,668	4	186,668	95,272

	2019-20	2019-20	2018-19	2018-19	2017-18
	<u>PERS</u>	<u>BUDGET</u>	<u>PERS</u>	<u>BUDGET</u>	<u>ACTUAL</u>
COORDINATED SCHOOL HEALTH					
145-72120-13100-212-1000-8020 Medical Personnel	1	24,000	1	23,541	-
145-72120-18900-212-1000-8020 Other Salaries & Wages		15,000		15,000	37,154
145-72120-20100-212-1000-8020 Social Security		2,425		2,450	2,290
145-72120-20400-212-1000-8020 State Retirement		3,250		3,800	671
145-72120-20600-212-1000-8020 Life Insurance		150		80	85
145-72120-21200-212-1000-8020 Employer Medicare		575		600	535
145-72120-21700-212-1000-8020 Retirement-Hybrid Stabilization		500		275	-
145-72120-39900-212-1000-8020 Other Contracted Services		2,100		2,254	-
145-72120-49900-212-1000-8020 Other Supplies & Materials		13,500		12,500	4,111
145-72120-52400-212-1000-8020 In-Service/Staff Development		13,500		13,500	22,017
145-72120-59900-212-1000-8020 Other Charges		-		-	144
145-72120-73500-212-1000-8020 Health Equipment		15,000		16,000	21,891
TOTAL COORDINATED SCHOOL HEALTH	1	90,000	1	90,000	88,898

COLLIERVILLE SCHOOLS
DISCRETIONARY GRANTS BUDGET
2019 - 2020

	<u>2019-20</u> <u>BUDGET</u>	<u>2018-19</u> <u>BUDGET</u>	<u>2017-18</u> <u>ACTUAL</u>
<u>SAFE SCHOOLS GRANT</u>			
145-72130-30900-283-1000-8030 Contracts with Government Agencies	80,000	80,000	38,960
145-72130-52400-283-1000-8030 In-Service/Staff Development	4,430	4,430	-
TOTAL SAFE SCHOOLS GRANT	<u>84,430</u>	<u>84,430</u>	<u>38,960</u>
<u>RACE FOR THE VILLE</u>			
145-72120-39900-212-1000-8046 Other Contracted Services	8,683	8,683	2,993
145-72120-49900-212-1000-8046 Other Supplies and Materials	8,022	8,022	4,545
TOTAL RACE FOR THE VILLE	<u>16,705</u>	<u>16,705</u>	<u>7,538</u>
<u>PD FOR TEACHERS</u>			
145-72210-52400-221-1000-8048 In-Service/Staff Development	1,450	1,450	-
145-72210-59900-221-1000-8048 Other Charges	3,247	2,950	-
TOTAL PD FOR TEACHERS	<u>4,697</u>	<u>4,400</u>	<u>-</u>
<u>VPK DONATIONS</u>			
145-73400-59900-340-1000-8049 Other Charges	754	754	-
TOTAL VPK DONATIONS	<u>754</u>	<u>754</u>	<u>-</u>

COLLIERVILLE SCHOOLS
DISCRETIONARY GRANTS BUDGET
2019 - 2020

<u>STEM INITIATIVE</u>	<u>2019-20</u> <u>BUDGET</u>	<u>2018-19</u> <u>BUDGET</u>	<u>2017-18</u> <u>ACTUAL</u>
145-72210-49900-221-0168-8088 Other Supplies & Materials	822	2,126	874
TOTAL STEM INITIATIVE	<u>822</u>	<u>2,126</u>	<u>874</u>
<u>CPR TRAINING</u>	<u>2019-20</u> <u>BUDGET</u>	<u>2018-19</u> <u>BUDGET</u>	<u>2017-18</u> <u>ACTUAL</u>
145-72120-49900-212-1000-8098 Other Supplies & Materials	1,234	912	918
145-72120-52400-212-1000-8098 In-Service/Staff Development	350	350	-
TOTAL CPR TRAINING	<u>1,584</u>	<u>1,262</u>	<u>918</u>
<u>ATHLETIC DEPARTMENT</u>	<u>2019-20</u> <u>BUDGET</u>	<u>2018-19</u> <u>BUDGET</u>	<u>2017-18</u> <u>ACTUAL</u>
145-72810-39900-282-1000-8200 Other Contracted Services	1,000	1,000	-
145-72810-49900-282-1000-8200 Other Supplies & Materials	1,000	1,000	-
145-72810-79000-282-1000-8200 Other Equipment	1,000	1,000	-
TOTAL ATHLETIC DEPARTMENT	<u>3,000</u>	<u>3,000</u>	<u>-</u>
TOTAL DISCRETIONARY GRANTS BUDGET	<u>5</u> <u>388,660</u>	<u>5</u> <u>389,345</u>	<u>5</u> <u>232,460</u>



**COLLIERVILLE SCHOOLS BOARD OF EDUCATION
RESOLUTION 2019-01**

A RESOLUTION TO AMEND THE 2019-2020 FISCAL YEAR ANNUAL GENERAL FUND BUDGET OF THE COLLIERVILLE SCHOOLS, A MUNICIPAL SCHOOL DISTRICT IN THE STATE OF TENNESSEE; PROVIDING AN EFFECTIVE DATE.

WHEREAS, the Tennessee Legislature passed Public Chapter No. 256 of the 2013 Public Acts to amend Title 49 relative to local educational agencies, including Tennessee Code Annotated § 49-2-127(b), which authorizes the governing body of a municipality to establish, by ordinance, a municipal board of education and compliance with Tennessee Code Annotated § 49-2-201; and

WHEREAS, the Collierville Schools were lawfully established by local ordinance pursuant to Tennessee Code Annotated § 49-2-106 and in compliance with Tennessee Code Annotated § 49-2-201; and

WHEREAS, The Collierville Schools Board of Education is an entity authorized pursuant to the laws of the state of Tennessee to operate a public school district within Shelby County, Tennessee; and

WHEREAS, Tennessee Code Annotated § 49-2-203(a) (10) (A)(i) requires the Board of Education of the Collierville Schools to direct the Superintendent and the chair of the local board to prepare a budget on forms furnished by the Commissioner, and when the budget has been approved by the Collierville Schools Board of Education to then submit that budget to the Collierville Board of Mayor and Aldermen for their approval; and

WHEREAS, this amendment to the General Fund Budget changes the total amount of the budget and requires the transfer of funds from one portion of the budget to another.

NOW, THEREFORE, be it resolved by the Collierville Schools Board of Education:

Section 1. That the annual General Fund Budget of the 2019-2020 school year for the Collierville Schools as presented in official budget documents is hereby amended by reference in the following amounts with the following fund:

Funds Are Amended in the Following Categories:

(Please see attached documentation)

GENERAL FUND REVENUE BUDGET:	\$ 89,650,793
Total Net Change in General Fund Revenue Budget	<u>\$ (56,709)</u>
Total Amended General Fund Revenue Budget	\$ 84,594,084

Funds Are Amended in The Following Categories:

(Please see attached documentation)

GENERAL FUND EXPENDITURE BUDGET:	\$ 89,650,793
Total Net Change in General Fund Expenditure Budget	<u>\$ (56,709)</u>
Total Amended General Fund Expenditure Budget	\$ 84,594,084

Section 2. That the budget document required by law will be amended and submitted for approval to the Town of Collierville Board and Mayor of Aldermen, and, upon approval, shall be submitted as required to the State of Tennessee.

Section 3. That this resolution shall become effective June 27, 2019 from and after its adoption by the Collierville Schools Board of Education.

Adopted this 27^h day of June, 2019.

MARK HANSEN, CHAIRMAN

JOHN AITKEN, SUPERINTENDENT

APPROVED AS TO FORM:
MICHAEL MARSHALL, BOARD ATTORNEY

COLLIERVILLE SCHOOLS
GENERAL FUND BUDGET 2019-20 AMENDMENT #1
EXPLANATION OF LINE ITEM CHANGES
6/18/19

BEP Revenue:

- Estimated BEP revenue has not been finalized at this time. We will use Fund Balance to balance the budget for 2019-20 until such time when the revenue is finalized. Potential BEP revenue will be reduced to \$44,536,214 at this time.

Regular Instruction:

- Added 1 ESL teacher, and 2 teachers at WCMS for growth.
- Added 1 Regular Instruction teacher and Homebound instruction services as response to Disproportionality.
- Reduced MAPS teacher total by 1 and maintained 1 Strings teacher (split between MS).
- Increased the budget for Social Security and Medicare for the Substitute teachers and the additional teachers.

Special Education Instruction:

- Increased the budget for Social Security and Medicare for the Substitute teachers.

Other Student Support:

- Not filling a vacant position in Guidance Counselors for a savings of ~ \$55,000.

Support – Regular Instruction:

- Literacy Coach (part time) position is vacant and won't be filled for 2019-20 for a savings of \$30,000.
- Adding two Behavior Learning Coaches (Disporportionality).

Board of Education Services:

- Review of Agreed Upon Procedures for \$5,000 to review the SSO's records and operations.

Human Resources:

- Benefits Analyst position change.

Operation of Plant:

- Building and Content Insurance quote from Key Insurance came in for \$7,800 less than originally anticipated.

Maintenance of Plant:

- Add a Specialist to assist with the Maintenance Department totaling \$76,700.

Technology:

- Remove the proposed position adds to the Technology Department totaling ~ \$248,000.

Collierville Schools
General Fund Expenditures 2019-20
Amendment #1
Prepared 6/13/19

Function	Budget	Add	Subtract	Amended Budget
Function 71100 - Reg. Instruction	46,116,252	298,566		46,414,818
Function 71150 - Alternative Education	115,609			115,609
Function 71200 - Special Education	7,523,345		139,103	7,384,242
Function 71300 - Vocational Education	1,050,120			1,050,120
Function 72110 - Attendance	706,040			706,040
Function 72120 - Health Services	1,241,366			1,241,366
Function 72130 - Other Student Support	2,300,941		68,060	2,232,881
Function 72210 - Support Regular Instruction	2,155,922	109,597		2,265,519
Function 72215 - Support Alternative Education	2,000			2,000
Function 72220 - Support Special Education	2,027,441			2,027,441
Function 72230 - Support Vocational Education	0			0
Function 72250 - Technology	4,305,934		293,544	4,012,390
Function 72310 - Board of Education	1,804,992	5,000		1,809,992
Function 72320 - Office of Superintendent	403,561	18,323		421,884
Function 72410 - Office of Principal	5,751,412	21,845		5,773,257
Function 72510 - Fiscal Services	990,577			990,577
Function 72520 - Human Resources	545,183		79,344	465,839
Function 72610 - Operation of Plant	5,442,492		7,800	5,434,692
Function 72620 - Maintenance of Plant	1,608,390	77,812		1,686,202
Function 72710 - Transportation	4,434,686			4,434,686
Function 72810 - Central and Other	484,530			484,530
Function 76100 - Regular Capital Outlay	640,000			640,000
	89,650,793	531,142	587,851	89,594,084

Collierville Schools
Function 71100 - Reg. Instruction
Amendment #1
Prepared 6/13/19

Department 110

Object	Description	Budget	Add	Subtract	Amended Budget
11600	Teachers	29,819,355	220,333		30,039,688
11700	Career Ladder	92,000			92,000
12700	Extended Contracts	54,000			54,000
12800	Homebound Teachers	20,000			20,000
16300	Educational Assistant	816,836			816,836
18900	Other Salaries & Wages	0			0
19500	Substitutes - Certified	500,000			500,000
19800	Substitutes - Non Certified	104,000			104,000
20100	Social Security	1,939,497	20,108		1,959,604
20400	State Retirement	3,314,188	23,422		3,337,610
20600	Life Insurance	115,270			115,270
20700	Medical Insurance	3,720,293			3,720,293
21200	Employer Medicare	453,592	4,703		458,295
21700	Retirement - Hybrid Stabilization	0			0
33000	Operating Leases	2,703,702			2,703,702
33600	Maint & Repair-Equipment	10,000			10,000
39900	Other Contracted Services	0	30,000		30,000
42900	Instructional Supplies & Materials	865,020			865,020
43000	Textbooks (Electronic)	300,000			300,000
44900	Textbooks	200,000			200,000
49900	Other Supplies & Materials	40,000			40,000
59900	Other Charges	60,000			60,000
59901	Other Charges-Graduation	4,000			4,000
59902	Other Charges Summer School	40,000			40,000
72200	Reg. Instruction Equipment	155,000			155,000
72200-281	Reg. Instruction Equipment	359,500			359,500
72200-228	Reg. Instruction Equipment	20,000			20,000
72217	Reg Ins. Equipment (Reimbursed)	410,000			410,000
		46,116,252	298,566	0	46,414,818

Collierville Schools
Function 71150 - Alternative Education
Amendment #1
Prepared 6/13/19

Department 115

Object	Description	Budget	Add	Subtract	Amended Budget
11600	Teachers	50,860			50,860
16300	Educational Assistants	22,025			22,025
20100	Social Security	4,519			4,519
20400	State Retirement	7,748			7,748
20600	Life Insurance	400			400
20700	Medical Insurance	0			0
21200	Employer Medicare	1,057			1,057
21700	Retirement - Hybrid Stabilization	0			0
39900	Other Contract Services	15,000			15,000
42900	Inst. Supplies & Materials	5,000			5,000
49900	Other Supplies & Materials	2,000			2,000
59900	Other Charges	2,000			2,000
79000	Other Equipment	5,000			5,000
		115,609	0	0	115,609

Collierville Schools
Function 71200 - Special Education
Amendment #1
Prepared 6/13/19

Department 120

Object	Description	Budget	Add	Subtract	Amended Budget
11600	Teachers	3,113,709			3,113,709
11700	Career Ladder	7,000			7,000
12800	Homebound Teachers	0			0
16300	Educational Assistants	1,568,190			1,568,190
17100	Speech Pathologist	797,297		125,366	671,931
19500	Substitutes - Certified	100,000			100,000
19800	Substitutes - Non Certified	20,000			20,000
20100	Social Security	340,144		333	339,811
20400	State Retirement	561,855		13,326	548,529
20600	Life Insurance	17,750			17,750
20700	Medical Insurance	720,950			720,950
21200	Employer Medicare	79,550		78	79,472
21700	Retirement - Hybrid Stabilization	0			0
31200	Contract with Private Agencies	31,500			31,500
33600	Maint. & Repair Equipment	15,000			15,000
39900	Other Contracted Services	0			0
42900	Instr. Supplies and Material	70,400			70,400
49900	Other Supplies & Materials	40,000			40,000
72500	Special Education Equipment	40,000			40,000
		<u>7,523,345</u>	<u>0</u>	<u>139,103</u>	<u>7,384,242</u>

Collierville Schools
Function 71300 - Vocational Education
Amendment #1
Prepared 6/13/19

Department 130

Object	Description	Budget	Add	Subtract	Amended Budget
11600	Teachers	768,195			768,195
11700	Career Ladder	0			0
20100	Social Security	47,628			47,628
20400	State Retirement	81,659			81,659
20600	Life Insurance	2,500			2,500
20700	Medical Insurance	97,399			97,399
21200	Employer Medicare	11,139			11,139
21700	Retirement - Hybrid Stabilization	0			0
33600	Maint. & Repair Equipment	5,000			5,000
42900	Instr. Supplies and Material	8,600			8,600
44900	Textbooks	12,000			12,000
49900	Other Supplies and Materials	5,000			5,000
73000	Vocational Equipment	11,000			11,000
		<u>1,050,120</u>	<u>0</u>	<u>0</u>	<u>1,050,120</u>

Collierville Schools
Function 72110 - Attendance
Amendment #1
Prepared 6/13/19

Department 211 & 214

Object	Description	Budget	Add	Subtract	Amended Budget
10500	Supervisor/Director	303,919			303,919
16100	Secretary(s)	51,028			51,028
16200	Clerical Personnel	42,140			42,140
18900	Other Salaries & Wages	82,919			82,919
20100	Social Security	29,760			29,760
20400	State Retirement	49,758			49,758
20600	Life Insurance	1,440			1,440
20700	Medical Insurance	55,758			55,758
21200	Employers Medicare	6,960			6,960
35500	Travel	1,000			1,000
39900	Other Contracted Services	5,000			5,000
39900-214	Other Contracted Services	61,858			61,858
49900	Other Supplies and Materials	1,500			1,500
52400	In-Service/Staff Development	7,500			7,500
59900	Other Charges	500			500
70400	Attendance Equipment	5,000			5,000
		706,040	0	0	706,040

Collierville Schools
Function 72120 - Health Services
Amendment #1
Prepared 6/13/19

Department 212

Object	Description	Budget	Add	Subtract	Amended Budget
13100	Medical Personnel	582,560			582,560
18900	Other Salaries and Wages	277,925			277,925
20100	Social Security	53,350			53,350
20400	State Retirement	87,690			87,690
20600	Life Insurance	2,387			2,387
20700	Medical Insurance	183,977			183,977
21200	Employer Medicare	12,477			12,477
21700	Retirement - Hybrid Stabilization	0			0
33600	Maint & Repair - Equipment	3,000			3,000
35500	Travel	300			300
39900	Other Contracted Services	18,400			18,400
49900	Other Supplies and Materials	5,000			5,000
52400	In-Service/Staff Development	6,000			6,000
73500	Health Equipment	8,300			8,300
		1,241,366	0	0	1,241,366

Collierville Schools
Function 72130 - Other Student Support
Amendment #1
Prepared 6/13/19

Department 213

Object	Description	Budget	Add	Subtract	Amended Budget
12300	Guidance Personnel	1,600,291		57,396	1,542,895
13000	Social Worker	55,779			55,779
18900	Other Salaries & Wages	70,000			70,000
20100	Social Security	107,016		3,558	103,458
20400	State Retirement	183,481		6,101	177,380
20600	Life insurance	4,801		172	4,629
20700	Medical Insurance	174,245			174,245
21200	Employer Medicare	25,028		833	24,195
21700	Retirement - Hybrid Stabilization	0			0
32200	Evaluation & Testing	65,400			65,400
49900	Other Supplies and Materials	1,000			1,000
52400	In-Service/Staff Development	10,000			10,000
59900	Other Charges	3,900			3,900
		2,300,941	0	68,060	2,232,881

Collierville Schools
 Function 72210 - Support Regular Instruction
 Amendment #1
 Prepared 6/13/19

Department 221 & 228

Object	Description	Budget	Add	Subtract	Amended Budget
10500	Supervisor/Director	486,362			486,362
11700	Career Ladder	18,000			18,000
12900	Librarians	630,727			630,727
13600-228	Audiovisual Personnel	1,000			1,000
13700	Education Media Personnel	27,775			27,775
13700-228	Education Media Personnel	27,774			27,774
16100	Secretary(s)	51,028			51,028
18900	Other Salaries & Wages	30,000		30,000	0
18905	Behavior Learning Coaches	0	122,659		122,659
18900-228	Other Salaries & Wages	12,500			12,500
19600	In-Service Training	15,000			15,000
20100	Social Security	78,051	5,745		83,796
20100-228	Social Security	2,497			2,497
20400	State Retirement	132,748	9,850		142,598
20400-228	State Retirement	3,710			3,710
20600	Life Insurance	5,060			5,060
20600-228	Life Insurance	124			124
20700	Medical Insurance	91,228			91,228
21200	Employer Medicare	18,254	1,343		19,597
21200-228	Employer Medicare	584			584
21700	Retirement - Hybrid Stabilization	0			0
30700-228	Communication	15,000			15,000
30800	Consultants	110,000			110,000
33600-228	Maint & Repair - Equipment	2,000			2,000
43200	Library Books	90,000			90,000
49900-228	Other Supplies & Materials	11,000			11,000
49900	Other Supplies & Materials	10,000			10,000
52400	In-Service/Staff Development	261,500			261,500
52400-228	In-Service/Staff Development	0			0
59900	Other Charges	9,000			9,000
79000	Other Equipment	15,000			15,000
		2,155,922	139,597	30,000	2,265,519

Collierville Schools
Function 72215 - Support Alternative Education
Amendment #1
Prepared 6/13/19

Department 225

Object	Description	Budget	Add	Subtract	Amended Budget
52400	In-Service/Staff Development	2,000			2,000
		2,000	0	0	2,000

Collierville Schools
Function 72220 - Support Special Education
Amendment #1
Prepared 6/13/19

Department 222

Object	Description	Budget	Add	Subtract	Amended Budget
10500	Supervisor/Director	192,814			192,814
11700	Career Ladder	4,000			4,000
12400	Psychological Personnel	325,498			325,498
16200	Clerical Personnel	345,723			345,723
18902	Other Salaries and Wages	536,707			536,707
20100	Social Security	87,094			87,094
20400	State Retirement	144,623			144,623
20600	Life Insurance	3,500			3,500
20700	Medical Insurance	129,768			129,768
21200	Employer Medicare	20,369			20,369
21700	Retirement - Hybrid Stabilization	0			0
30800	Consultants	30,000			30,000
35500	Travel	4,000			4,000
39900	Other Contracted Services	116,000			116,000
49900	Other Supplies & Materials	20,000			20,000
52400	In-Service/Staff Development	47,000			47,000
59900	Other Charges	345			345
59903	Dragon Games Costs	0			0
79000	Other Equipment	20,000			20,000
		<u>2,027,441</u>	<u>0</u>	<u>0</u>	<u>2,027,441</u>

Collierville Schools
Function 72230 - Support Vocational Education
Amendment #1
Prepared 6/13/19

Department 223

Object	Description	Budget	Add	Subtract	Amended Budget
39900	Other Contracted Services	0			0
52400	In-Service/Staff Development	0			0
		0	0	0	0

Collierville Schools
Function 72250 - Technology
Amendment #1
Prepared 6/13/19

Department 281 & 740

Object	Description	Budget	Add	Subtract	Amended Budget
10500	Supervisor/Director	846,809		153,400	693,409
13800	Instructional Tech Facilitators	680,243		55,000	625,243
16200	Clerical Personnel	89,203		39,603	49,600
18900	Other Salaries & Wages	426,256			426,256
20100	Social Security	126,636		15,377	111,259
20400	State Retirement	210,109		25,824	184,285
20600	Life Insurance	6,128		744	5,384
20700	Medical Insurance	203,275			203,275
21200	Employer Medicare	29,616		3,596	26,020
21700	Retirement - Hybrid Stabilization	0			0
30700	Communication	112,950			112,950
30800	Consultants	106,500			106,500
33600	Maint & Repair - Equipment	85,000			85,000
35000	Internet Connectivity	531,360			531,360
35500	Travel	1,000			1,000
39900	Other Contracted Services	12,000			12,000
43500	Office Supplies	3,500			3,500
47000	Cabling	19,500			19,500
47100	Software	333,750			333,750
49900	Other Supplies & Materials	16,000			16,000
52400	In-Service/Staff Development	79,000			79,000
59900	Other Charges	97,500			97,500
70100	Administrative Equipment	174,600			174,600
79000	Other Equipment	110,000			110,000
79010	Tech Replacement Equipment	5,000			5,000
		4,305,934	0	293,544	4,012,390

Collierville Schools
Function 72310 - Board of Education
Amendment #1
Prepared 6/13/19

Department 231

Object	Description	Budget	Add	Subtract	Amended Budget
18900	Other Salaries & Wages	12,240			12,240
20100	Social Security	759			759
20600	Life Insurance	6,500			6,500
20700	Medical Insurance	646,155			646,155
21200	Employer Medicare	177			177
21500	Contributions for OPEB	125,000			125,000
30500	Audit Services	57,100	5,000		62,100
32000	Dues & Membership	8,400			8,400
33100	Legal Services	100,753			100,753
35500	Travel	0			0
39900	Other Contracted Services	8,000			8,000
49900	Other Supplies & Materials	200			200
50500	Judgements	90,000			90,000
50600	Liability Insurance	80,204			80,204
50800	Premium on Corp Surety Bonds	9,000			9,000
51300	On the Job Injuries	120,935			120,935
52400	In-Service/Staff Development	15,000			15,000
59900	Other Charges	524,569			524,569
		1,804,992	5,000	0	1,809,992

Collierville Schools
Function 72320 - Office of Superintendent
Amendment #1
Prepared 6/13/19

Department 232

Object	Description	Budget	Add	Subtract	Amended Budget
10100	County Official/Admin Officer	170,000	10,000		180,000
16100	Secretary(s)	59,365	5,556		64,921
18900	Other Salaries & Wages	0			0
20100	Social Security	14,221	964		15,185
20400	State Retirement	23,574	1,578		25,152
20600	Life insurance	826			826
20700	Medical Insurance	36,814			36,814
20800	Dental Insurance	2,000			2,000
21200	Employer Medicare	3,326	225		3,551
29900	Other Fringe Benefits	0			0
32000	Dues & Membership	14,935			14,935
34800	Postal Charges	10,000			10,000
39900	Other Contracted Services	13,000			13,000
43500	Office Supplies	3,500			3,500
52400	In-Service/Staff Development	8,000			8,000
59900	Other Charges	42,000			42,000
70100	Administration Equipment	2,000			2,000
		403,561	18,323	0	421,884

Collierville Schools
Function 72410 - Office of Principal
Amendment #1
Prepared 6/13/19

Department 241

Object	Description	Budget	Add	Subtract	Amended Budget
10401	Assistant Principals	1,958,180			1,958,180
10402	Elem/Middle Principals	866,500			866,500
10403	Secondary Principals	114,014			114,014
10404	HS Deans	285,551			285,551
11700	Career Ladder	9,000			9,000
16100	Secretary(s)	403,130			403,130
16200	Clerical Personnel	708,514			708,514
18900	Lunch Room Monitors	26,142			26,142
20100	Social Security	253,300	17,704		271,004
20400	State Retirement	416,389			416,389
20600	Life Insurance	15,957			15,957
20700	Medical Insurance	579,791			579,791
21200	Employer Medicare	59,239	4,141		63,380
21700	Retirement - Hybrid Stabilization	0			0
32000	Dues & Membership	9,000			9,000
35500	Travel	6,705			6,705
52400	In-Service/Staff Development	40,000			40,000
		<u>5,751,412</u>	<u>21,845</u>	<u>0</u>	<u>5,773,257</u>

Collierville Schools
Function 72510 - Fiscal Services
Amendment #1
Prepared 6/13/19

Department 251

Object	Description	Budget	Add	Subtract	Amended Budget
10500	Supervisor/Director	116,317			116,317
11900	Accountants/Bookkeepers	278,856			278,856
16100	Secretary	51,028			51,028
18900	Other Salaries & Wages	45,461			45,461
18906	Business Info Systems Specialist	65,000			65,000
20100	Social Security	34,513			34,513
20400	State Retirement	51,602			51,602
20600	Life Insurance	1,723			1,723
20700	Medical Insurance	102,596			102,596
21200	Employer Medicare	8,071			8,071
21700	Retirement - Hybrid Stabilization	0			0
32000	Dues & Membership	2,845			2,845
35500	Travel	500			500
39900	Other Contracted Services	169,155			169,155
43500	Office Supplies	3,400			3,400
49900	Other Supplies & Materials	4,100			4,100
52400	In-Service/Staff Development	20,500			20,500
59900	Other Charges	1,200			1,200
70100	Administration Equipment	33,710			33,710
		990,577	0	0	990,577

Collierville Schools
Function 72520 - Human Resources
Amendment #1
Prepared 6/13/19

Department 252

Object	Description	Budget	Add	Subtract	Amended Budget
10500	Supervisor/Director	108,729			108,729
16100	Secretary(s)	0			0
16200	Clerical	39,603			39,603
18907	Benefits Analyst	76,700		11,779	64,921
18908	HR Analyst	55,940		55,940	0
18909	HR Technician	51,481			51,481
20100	Social Security	20,613		4,198	16,415
20400	State Retirement	32,297		6,277	26,020
20600	Life Insurance	494		168	326
20700	Medical Insurance	33,530			33,530
21000	Unemployment Compensation	10,000			10,000
21200	Employer Medicare	4,821		982	3,839
29900	Other Fringe Benefits	9,180			9,180
32000	Dues & Membership	1,045			1,045
35500	Travel	500			500
39900	Other Contracted Services	64,700			64,700
41100	Data Processing Supplies	2,500			2,500
43500	Office Supplies	1,850			1,850
52400	In-Service/Staff Development	28,200			28,200
70100	Administration Equipment	3,000			3,000
		545,183	0	79,344	465,839

Collierville Schools
Function 72610 - Operation of Plant
Amendment #1
Prepared 6/13/19

Department 261

Object	Description	Budget	Add	Subtract	Amended Budget
16600	Custodial Personnel	555,320			555,320
20100	Social Security	34,430			34,430
20400	State Retirement	51,478			51,478
20600	Life Insurance	1,341			1,341
20700	Medical Insurance	108,948			108,948
21200	Employer Medicare	8,052			8,052
21700	Retirement - Hybrid Stabilization	0			0
32800	Janitorial Services	1,760,000			1,760,000
35500	Travel	0			0
39900	Other Contracted Services	397,525			397,525
41000	Custodial Supplies	25,000			25,000
41500	All Utilities	2,235,000			2,235,000
49900	Other Supplies & Materials	7,500			7,500
50200	Building & Content Insurance	218,598		7,800	210,798
52400	In-Service/Staff Devel.	300			300
59900	Other Charges	29,000			29,000
72000	Plant Operation Equipment	10,000			10,000
		5,442,492	0	7,800	5,434,692

Collierville Schools
Function 72620 - Maintenance of Plant
Amendment #1
Prepared 6/13/19

Department 262

Object	Description	Budget	Add	Subtract	Amended Budget
10500	Supervisor/Director	95,880	76,700		172,580
16100	Secretary	51,028			51,028
16700	Maintenance Personnel	433,480			433,480
20100	Social Security	35,534			35,534
20400	State Retirement	53,129			53,129
20600	Life Insurance	1,120			1,120
20700	Medical Insurance	82,663			82,663
21200	Employer Medicare	8,416	1,112		9,528
21700	Retirement - Hybrid Stabilization	0			0
33500	Maint & Repair - Building	400,000			400,000
33600	Maint & Repair - Equipment	150,000			150,000
35500	Travel	5,360			5,360
39900	Other Contracted Services	106,500			106,500
49900	Other Supplies & Materials	1,000			1,000
52400	In-Service/Staff Devel.	18,280			18,280
59900	Other Charges	18,000			18,000
70100	Administration Equipment	8,000			8,000
71700	Maintenance Equipment	140,000			140,000
		1,608,390	77,812	0	1,686,202

Collierville Schools
Function - 72710 - Transportation
Amendment #1
Prepared 6/13/19

Department 271

Object	Description	Budget	Add	Subtract	Amended Budget
10500	Supervisor/Director	83,393			83,393
16200-750	Clerical Personnel	45,046			45,046
18900-750	Other Salaries & Wages	187,573			187,573
20100	Social Security	9,245			9,245
20400	State Retirement	13,631			13,631
20600	Life Insurance	700			700
20700	Medical Insurance	24,187			24,187
21200	Employer Medicare	4,582			4,582
31200	Contracts W/Private Agencies	3,512,639			3,512,639
35500	Travel	2,000			2,000
39900	Other Contracted Services	30,190			30,190
41200	Diesel Fuel	497,000			497,000
42500	Gasoline	15,000			15,000
49900	Other Supplies & Material	1,200			1,200
52400	In-Service/Staff Development	3,000			3,000
59900	Other Charges	3,300			3,300
70100	Administration Equipment	2,000			2,000
		4,434,686	0	0	4,434,686

Collierville Schools
Function - 72810 - Central and Other
Amendment #1
Prepared 6/13/19

Department 282 & 283

Object	Description	Budget	Add	Subtract	Amended Budget
10500	Supervisor/Director	123,808			123,808
18900	Other Salaries & Wages	81,364			81,364
20100	Social Security	12,721			12,721
20400	State Retirement	21,810			21,810
20600	Life Insurance	600			600
20700	Medical Insurance	12,817			12,817
21200	Employer Medicare	2,975			2,975
35500	Travel	500			500
39900	Other Contacted Services	101,100			101,100
39900-283	Other Contacted Services	42,500			42,500
43500	Office Supplies	34,500			34,500
52400	In-Service/Staff Development	21,500			21,500
59900	Other Charges	25,200			25,200
70100	Administration Equipment	3,135			3,135
		484,530	0	0	484,530

Collierville Schools
Function 76100 - Regular Capital Outlay
Amendment #1
Prepared 6/13/19

Department 610

Object	Description	Budget	Add	Subtract	Amended Budget
30400	Architects	60,000			60,000
30800	Consultants	15,000			15,000
32100	Engineering Services	30,000			30,000
39900	Other Contracted Services	10,000			10,000
70700	Building Improvements	360,000			360,000
72400	Site Development	115,000			115,000
79900	Other Capital Outlay	50,000			50,000
		640,000	0	0	640,000

Collierville Schools - Federal Programs Budget for FY 20

Elementary and Secondary Education Act (ESEA), enacted in 1965, is the nation's national education law and shows a longstanding commitment to equal opportunity for all students.

ESEA authorizes programs for eligible schools and districts to raise the academic achievement of struggling learners and address the complex challenges that arise for students who live with disability, mobility problems, learning difficulties, poverty, or transience, or who need to learn English.

Collierville Schools grant application is written in direct alignment to the State of Tennessee's ESSA Accountability plan, Tennessee Succeeds, and Drive to 55 Postsecondary Report for Collierville Schools. This grant also aligns to local needs assessments, the Strategic Plan, and the District Improvement Plan

Consolidated Admin Pool

\$154,428.00

These funds will be utilized to:

- *Provide district level oversight of all federal programs*

- Federal Programs Supervisor: 1
- Federal Programs Clerical: 1
- In-service/staff development

Title I:

\$2,541,634.00

These funds will be utilized to:

- *Support identified students needing academic intervention (K – 12)*
- *Support students identified "at risk" needing a personalized learning program*
- *Provide SEL (Social Emotional Learning) opportunities for teachers and staff*
- *Focus on Career Exploration/Awareness (K – 12)*
- *Expand STEM opportunities (K – 12)*
- *Support EPSO programs for students in secondary grades*
- *Increase opportunities for Dual enrollment, Dual Credit, CLEP*

- Teachers: 12
 - 6 Intervention
 - 4 Career
 - 2 Alternative Education
- Career and College Counselor: 1
- Paraprofessionals: 12 – to assist with RTI
- District-wide Instructional Support Coordinator: 1
- Data Management Coordinator: .5
- Administrative School Level Support: 1
- Special Projects Coordinator: 1
- Other Contracted Services
- Instructional supplies and materials
- Textbooks
- Other supplies and materials
- In-Service/Staff Development
- Regular Instruction Equipment
- Other Equipment

Title II:

\$172,186.00

These funds will be utilized to:

- *Provide in-service training for teachers to address a variety of topics which incorporate best practices in order to support student growth*
- *Included but not limited to – RTI, SEL (social emotional learning), Digital Learning, use of Data, Core subject areas*
 - Support Team Facilitator: 1
 - In-service/staff development
 - Consultants
 - Other supplies and materials

Title III:

\$35,545.81

These funds will be utilized to:

- *Provide supplemental materials need to support the learning of LEP Students*
 - Stipends for three (3) ESL Instructional Facilitators
 - In-service/staff development
 - Other supplies and materials
 - Other equipment

Title III Immigrant Grant

\$4,435.72

These funds will be utilized to:

- *Provide instructional supplies and materials need to support the learning of LEP Students*
 - Instructional supplies and materials
 - Other supplies and materials

Voluntary Pre-K (VPK)

\$187,817.12

These funds will be utilized to:

- *Provide preschool experiences to 4 year-old underserved children in the Collierville Community*
 - 2 Teachers
 - 2 Para-professionals
 - In-service/Staff development

CTE Perkins Grant

\$108,388.10

Provides an increased focus on the academic achievement of career and technical education students, strengthens the connections between secondary and postsecondary education and improves state and local accountability

These funds will be utilized to:

- *Provide instructional supplies and materials related to: AG, Information Technology, Automotive, Education, STEM*
- *Provide other supplies and materials to support Industry Certifications such as: Auto - ASE, Digital Design – Adobe, Culinary - Serve Safe, Health Science - CNA, Health Science- Pharm Tech, CAD- AutoDesk, Various - OSHA 10*
- *Vocational Instructional Equipment*
- *Other Student Support – travel and professional development*

IDEA Part B:

\$1,777,611.00

These funds will be utilized to:

- *Provide personnel, materials, and equipment to support the learning of Students With Disabilities (SWD)*
 - Teachers: 6
 - Homebound for SPED: .5
 - Paraprofessionals: 24
 - Lead OT: 1
 - Behavior/Learning Coach: 2
 - Behavior/Learning Paraprofessional: 1
 - Teacher Leader Stipends
 - Private school student services
 - Special Ed Equipment

IDEA Preschool:

\$24,595.00

These funds will be utilized to:

- *Provide instruction for SWD (students with disabilities) in literacy, communication and math skills*
 - Instructional Supplies and Materials
 - Private school student services
 - Preschool Equipment
 - Staff Development



Collierville Schools Athletic Fields Landscaping Contract FY190019

VENDOR	AgriScapes LLC	Herbi-Systems	Ladds	Windyke Country Club
TERMS	Not specified	Net 30	Not Specified	Net 30

LOCATION	LEVEL 1* (cost per service)	LEVEL 1* (cost per service)	LEVEL 1* (cost per service)	LEVEL 1* (cost per service)
West Collierville Middle	\$568.29	NA	\$529.50	NA
Collierville Elementary	\$473.57	NA	\$536.00	NA
Collierville High	\$1,073.43	NA	\$938.90	NA
TOTAL	\$2,115.29	NA	\$2,004.40	NA

LOCATION	LEVEL 2* (cost per service)	LEVEL 2* (cost per service)	LEVEL 2* (cost per service)	LEVEL 2* (cost per service)
West Collierville Middle	\$12,898.44	NA	\$9,865.00	NA
Collierville Elementary	\$9,776.28	NA	\$7,050.00	NA
Collierville High	\$27,921.72	NA	\$23,965.00	NA
TOTAL	\$50,596.44	NA	\$40,880.00	NA

LOCATION	LEVEL 3* (cost per service)	LEVEL 3* (cost per service)	LEVEL 3* (cost per service)	LEVEL 3* (cost per service)
West Collierville Middle	\$8,175.00	NA	\$5,326.67	NA
Collierville Elementary	NA	NA	NA	NA
Collierville High	\$17,658.00	NA	\$13,406.67	NA
TOTAL	\$25,833.00	NA	\$18,733.34	NA

Total Est. Annual Cost	\$224,499.74	\$199,921.31
-------------------------------	--------------	--------------

LOCATION	LEVEL 4* (annual cost)	LEVEL 4* (annual cost)	LEVEL 4* (annual cost)	LEVEL 4* (annual cost)
West Collierville Middle	\$7,770.00	\$3,498.00	NA	\$4,057.00
Collierville Elementary	\$9,805.50	\$3,120.50	NA	\$4,237.00
Collierville High	\$15,600.00	\$6,509.20	NA	\$6,492.00
TOTAL	\$33,175.50	\$13,127.70	NA	\$14,786.00
				Hold Harmless not completed or notarized



Collierville Schools Athletic Fields Landscaping Contract FY190019

VENDOR	AgriScapes LLC	Herbi-Systems	Ladds	Windyke Country Club
TERMS	Not specified	Net 30	Not Specified	Net 30

LOCATION	LEVEL 1* (cost per service)	LEVEL 1* (cost per service)	LEVEL 1* (cost per service)	LEVEL 1* (cost per service)
West Collierville Middle	\$568.29	NA	\$529.50	NA
Collierville Elementary	\$473.57	NA	\$536.00	NA
Collierville High	\$1,073.43	NA	\$938.90	NA
TOTAL	\$2,115.29	NA	\$2,004.40	NA

LOCATION	LEVEL 2* (cost per service)	LEVEL 2* (cost per service)	LEVEL 2* (cost per service)	LEVEL 2* (cost per service)
West Collierville Middle	\$12,898.44	NA	\$9,865.00	NA
Collierville Elementary	\$9,776.28	NA	\$7,050.00	NA
Collierville High	\$27,921.72	NA	\$23,965.00	NA
TOTAL	\$50,596.44	NA	\$40,880.00	NA

LOCATION	LEVEL 3* (cost per service)	LEVEL 3* (cost per service)	LEVEL 3* (cost per service)	LEVEL 3* (cost per service)
West Collierville Middle	\$8,175.00	NA	\$5,326.67	NA
Collierville Elementary	NA	NA	NA	NA
Collierville High	\$17,658.00	NA	\$13,406.67	NA
TOTAL	\$25,833.00	NA	\$18,733.34	NA

Total Est. Annual Cost	\$224,499.74	\$199,921.31
-------------------------------	--------------	--------------

LOCATION	LEVEL 4* (annual cost)	LEVEL 4* (annual cost)	LEVEL 4* (annual cost)	LEVEL 4* (annual cost)
West Collierville Middle	\$7,770.00	\$3,498.00	NA	\$4,057.00
Collierville Elementary	\$9,805.50	\$3,120.50	NA	\$4,237.00
Collierville High	\$15,600.00	\$6,509.20	NA	\$6,492.00
TOTAL	\$33,175.50	\$13,127.70	NA	\$14,786.00
				Hold Harmless not completed or notarized



**COLLIERVILLE
SCHOOLS**

SCHOLARSHIP · INTEGRITY · SERVICE

CAPITAL IMPROVEMENT PLAN

Annual Update

Pending Board Approval

TABLE OF CONTENTS

1

COLLIERVILLE SCHOOL BOARD ADMINISTRATION

2

COLLIERVILLE CIP OVERVIEW

3

2018-2019 CAPITAL EXPENDITURES

4

2018-2019 COMPLETED PROJECTS

5

COLLIERVILLE HS

6

WEST COLLIERVILLE MS

7

SCHILLING FARMS ES

8

COLLIERVILLE SCHOOLS ADMINISTRATION BUILDING

9

FACILITIES ASSESSMENT

10

HISTORICAL EXPENDITURES

11

5 YEAR BUDGET

COLLIERVILLE SCHOOLS BOARD & ADMINISTRATION




Photo Source: The Commercial Appeal

Collierville Schools Board of Education

Mark Hansen, Chairman
Wanda Chism
Wright Cox
Kevin Vaughan
Frank Warren

Collierville Schools Superintendent

Mr. John S. Aitken

Collierville Schools Operations Division

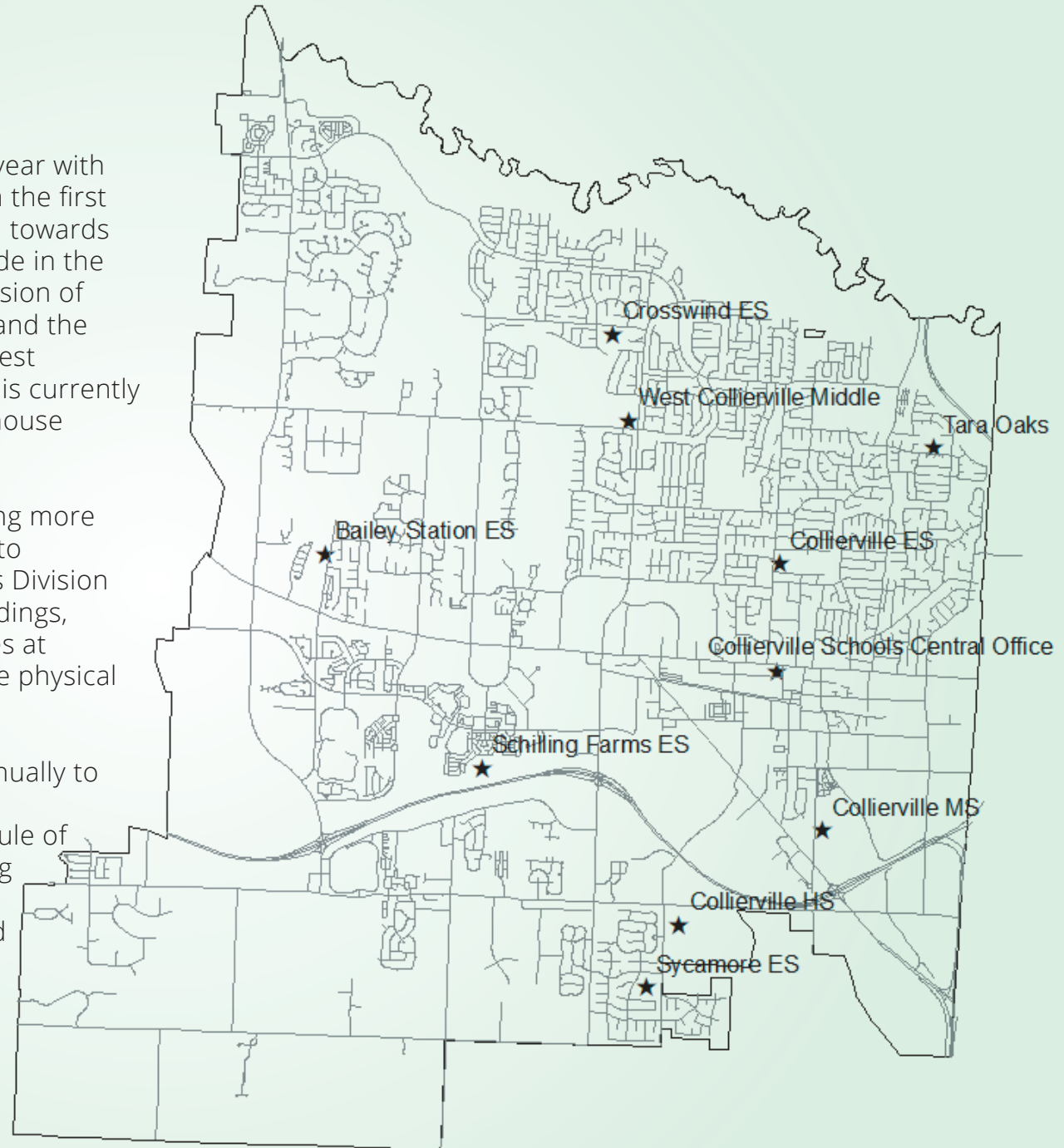
Mike Simpson, Chief of Operations
Thomas Dougherty, Operations Supervisor
Nedra Jones, Planner

CIP OVERVIEW

Collierville Schools commemorates its 5th school year with the start of the 2019-2020 school calendar. Within the first five years, the school district invested \$111 million towards capital projects. Major investments have been made in the construction of a new high school campus, conversion of Schilling Farms Middle into an elementary school and the former Collierville High School site into the new West Collierville Middle School. The Town of Collierville is currently renovating the district administration building to house central office staff.

The district maintains a portfolio of facilities totaling more than 1.6 million square feet on 328 acres in good to excellent condition. Collierville Schools Operations Division ensures that each of the district's nine school buildings, campuses, and its administrative complex operates at optimal levels to reduce costs while supporting the physical accommodations of students and staff.

The Capital Improvement Plan (CIP) is updated annually to reflect changes in needs, priorities and funding opportunities. The CIP outlines a multi-year schedule of capital improvements, estimated costs and funding sources. Moreover, the plan summarizes current facility conditions, annual capital expenditures and future capital improvement projects.



2018-2019 CAPITAL EXPENDITURES

BUILDING



\$87,534,133

MECHANICAL



\$2,055,818

SITE



\$8,086,217

TOTAL SPENDING

\$97,676,168


2018-2019 PROJECTS COMPLETED

FACILITY	PROJECT	COST
COLLIERVILLE HS	Site Development Academic Building Construction Athletic Facilities	\$8,066,217 \$68,849,725 \$18,500,000
WEST COLLIERVILLE MS	HVAC Replacement* Sink Replacement* Fencing Installation	\$153,344 \$33,641 \$20,000
COLLIERVILLE ES	Replace Chiller, Boiler & Cooling Tower with RTUs*	\$1,484,331
CROSSWIND ES	HVAC Replacement* Andover Control Updates*	\$317,244 \$68,623
SYCAMORE ES	Interior and Exterior Painting*	\$150,766
TARA OAKS ES	Cafeteria HVAC Replacement	\$32,276

***Projects to be completed summer 2019.**

COLLIERVILLE HS

CONSTRUCTION ON THE NEW COLLIERVILLE HIGH SCHOOL CAMPUS WAS COMPLETED IN JULY 2018. TOTAL COST OF THE PROJECT WAS \$95.4 MILLION. THE CAMPUS IS SITUATED ON 155 ACRES WITH A 450,000 SQUARE FOOT BUILDING THAT INCLUDES 107 CLASSROOMS, A 3,000 SEAT VARSITY GYM, TWO AUXILLARY GYMS, AND A 1,000 SEAT AUDITORIUM. THE SPORTS COMPLEX INCLUDES A 5,000 SEAT STADIUM, ATHLETIC FIELDHOUSES, AN OUTDOOR TRACK AND FIELDS FOR BASEBALL, SOFTBALL, LACROSSE AND MARCHING BAND.





THE FORMER COLLIERVILLE HIGH SCHOOL CAMPUS WAS CONVERTED TO WEST COLLIERVILLE MIDDLE SCHOOL OVER THE SUMMER OF 2018. RENOVATIONS TOTALED \$296,359 AND INCLUDED SAFETY UPGRADES, REPLACEMENT OF A BOILER, A GYM FLOOR REFINISH AND SITE IMPROVEMENTS.



THE SCHILLING FARMS ELEMENTARY SCHOOL CONVERSION WAS COMPLETED IN AUGUST 2018 AT A TOTAL COST OF \$595,000. TO ACCOMMODATE AN ELEMENTARY PROGRAM, THE FORMER MIDDLE SCHOOL REQUIRED RENOVATIONS TO THE RESTROOMS, INTERIOR PAINTING, INSTALLATION OF TWO PLAYGROUNDS AS WELL AS NEW FURNITURE AND EQUIPMENT.



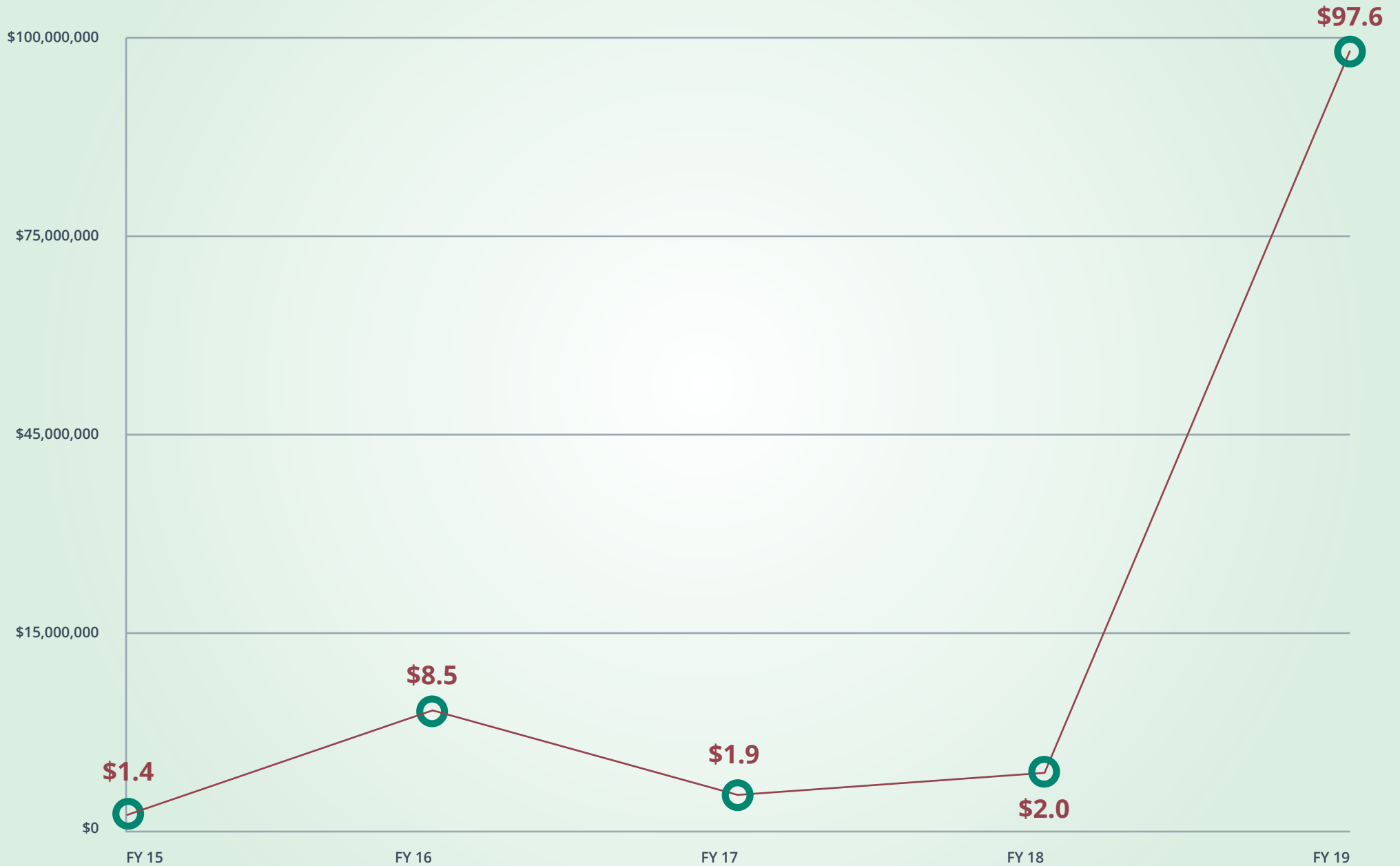
COLLIERVILLE SCHOOLS ADMINISTRATION BUILDING IS CURRENTLY UNDER RENOVATION. THE TOWN OF COLLIERVILLE OWNS THE BUILDING AND IS FUNDING ALL IMPROVEMENTS. THE ADMINISTRATION BUILDING WILL UNDERGO INTERIOR AND EXTERIOR RENOVATIONS THAT INCLUDE A NEW TWO-STORY ENTRANCE, PARKING LOT, ELEVATOR, RESTROOMS, FLOORING, WALL COVERINGS, NEW FURNISHINGS, PAINT AND A CONVERSION OF SECOND FLOOR CLASSROOMS INTO OFFICES.

FACILITIES ASSESSMENT

The Operations division performs an annual audit of each building to determine the deferred maintenance costs (current and projected costs of maintenance). The audit evaluates the structural and mechanical components of existing facilities as well as current site conditions. Capital spending accounts for expenses towards reducing deferred maintenance costs. The Facility Condition Index (FCI) measures the relative condition of the districts building portfolio. An overall rating of 50% or higher indicates the need to replace or update a facility. The table below illustrates the capital spending, deferred maintenance and FCI for FY19.

SCHOOL	YEAR BUILT	RENOVATIONS	CAPITAL EXPENDITURES	DEFERRED MAINTENANCE	FCI
Collierville HS	2018	None	\$95,415,942	\$50,000	0.1%
Collierville MS	2011	None	\$0	\$85,000	0.4%
West Collierville MS	1975	1995	\$206,985	\$3,875,000	6.6%
Bailey Station ES	2005	None	\$0	\$960,000	4.8%
Collierville ES	1968	2005	\$1,484,331	\$2,550,000	13.5%
Crosswind ES	1993	None	\$385,867	\$870,000	5.4%
Schilling Farms ES	1999	None	\$0	\$535,000	3.0%
Sycamore ES	2000	None	\$150,766	\$1,145,000	5.5%
Tara Oaks ES	1995	2000	\$32,276	\$2,200,000	10.7%

HISTORICAL EXPENDITURES



5-YEAR BUDGET

FACILITY	PROJECT	FY20	FY21	FY22	FY23	FY24	FY25
COLLIERVILLE MS	Interior and Exterior Painting Asphalt Repairs/Overlay Roof Repair/Replacement				\$120,000	\$200,000	\$1,000,000
WEST COLLIERVILLE MS	Roof Repair/Replacement (Original Structure, Kitchen & Cafeteria) Interior and Exterior Painting Asphalt Repairs/Overlay HVAC Replacement Bleachers - Outdoor Stadium Stadium Light Replacement VCT Flooring Replacement	\$500,000		\$250,000 \$500,000 \$500,000	\$750,000 \$500,000		\$200,000
BAILEY STATION ES	HVAC Replacement Asphalt Repair/Overlay Roof Repair/Replacement				\$275,000	\$200,000 \$1,200,000	
COLLIERVILLE ES	Gymnasium Replacement HVAC Replacement Roof Repair/Replacement		\$2,000,000		\$500,000	\$1,000,000	
CROSSWIND ES	Fire Alarm Upgrade VCT Flooring Replacement	\$100,000			\$200,000		
SCHILLING FARMS ES	Asphalt Repair/Overlay VCT Flooring Replacement Interior/Exterior Painting Roof Repair/Replacement	\$100,000		\$200,000		\$120,000	\$1,000,000
SYCAMORE ES	Asphalt Repair/Overlay Interior and Exterior Painting Roof Repair/Replacement HVAC Replacement VCT Flooring Replacement	\$100,000 \$150,000		\$1,200,000	\$500,000		\$200,000
TARA OAKS ES	Roof Repair/Replacement HVAC Replacement Interior and Exterior Painting Asphalt Repairs/Overlay	\$1,000,000	\$400,000 \$150,000	\$250,000			
BUS LOT	Asphalt Repair Overlay Fuel Pumps, Tanks & Controls Upgrade	\$150,000		\$100,000			
TOTAL ESTIMATED EXPENDITURES		\$2,100,000	\$2,550,000	\$2,750,000	\$2,845,000	\$2,720,000	\$2,400,000



**COLLIERVILLE
SCHOOLS**

SCHOLARSHIP · INTEGRITY · SERVICE

Collierville Schools offers educational and employment opportunities without regard to race, color, creed, national origin, religion, sex, age, or disability and adheres to the provisions of the Family Education Rights and Privacy Act (FERPA).

Exhibit A

West Collierville Middle School Roof Repair and Miscellaneous Maintenance

Deductive Alternates

1. Remove multiple project phases with the new substantial completion date at the end of Sept.
DEDUCT \$40,000.00
2. Deleting roof P as a whole.
DEDUCT \$119,035.97
3. Change N & O from a tear off to a Recover.
DEDUCT \$170,000.00
4. Change area J from a tear off to a coating with energizer after you replace any wet insulation.
DEDUCT \$72,000.00
5. Delete the two new skylights and recover the opening with roofing material
DEDUCT \$50,000.00
6. Deduct 70sq of the 100sq allowance for wet insulation.
DEDUCT \$24,500.00
7. L & K areas we will reduce the board thickness.
DEDUCT \$10,000.00
8. Deduct metal deck replacement allowance
DEDUCT \$20,000.00

TOTAL DEDUCTION \$ 505,535.97



AIA® Document G701™ – 2017

Change Order

PROJECT: *(Name and address)*

West Collierville Middle School Roof
Repair and Miscellaneous
Maintenance
1101 New Byhalia Road
Collierville, TN 38017

CONTRACT INFORMATION:

Contract For: Roof Repair

CHANGE ORDER INFORMATION:

Change Order Number: 001

Date: May 30, 2019

Date: May 31, 2019

OWNER: *(Name and address)*

Collierville Schools
146 College Street
Collierville, TN 38017

ARCHITECT: *(Name and address)*

Renaissance Group, Inc.
9700 Village Circle, Suite 100
Lakeland, TN 38002

CONTRACTOR: *(Name and address)*

Jessie Bryant Roofing
3121 Sandbrook
Memphis, TN 38116

THE CONTRACT IS CHANGED AS FOLLOWS:

(Insert a detailed description of the change and, if applicable, attach or reference specific exhibits. Also include agreed upon adjustments attributable to executed Construction Change Directives.)

See Attached EXHIBIT A

The original Contract Sum was	\$	1,560,000.00
The net change by previously authorized Change Orders	\$	0.00
The Contract Sum prior to this Change Order was	\$	1,560,000.00
The Contract Sum will be decreased by this Change Order in the amount of	\$	505,535.97
The new Contract Sum including this Change Order will be	\$	1,054,464.03

The Contract Time will be unchanged by Zero (0) days.

The new date of Substantial Completion will be

NOTE: This Change Order does not include adjustments to the Contract Sum or Guaranteed Maximum Price, or the Contract Time, that have been authorized by Construction Change Directive until the cost and time have been agreed upon by both the Owner and Contractor, in which case a Change Order is executed to supersede the Construction Change Directive.

NOT VALID UNTIL SIGNED BY THE ARCHITECT, CONTRACTOR AND OWNER.

Renaissance Group, Inc.

ARCHITECT *(Firm name)*

Jessie Bryant Roofing

CONTRACTOR *(Firm name)*

Collierville Schools

OWNER *(Firm name)*

SIGNATURE

SIGNATURE

SIGNATURE

PRINTED NAME AND TITLE

PRINTED NAME AND TITLE

PRINTED NAME AND TITLE

DATE

DATE

DATE

MEMORANDUM

TO: Collierville Schools Board of Education
FROM: Michael Marshall
DATE: June 24, 2019
RE: Final Superintendent Review 2018-19

2018-19 Annual Superintendent Review

This is the summary of Superintendent Aitken's final evaluation by the Board of Education. Board Members were asked to score Superintendent Aitken on a scale of 1 to 5; 5 being "Outstanding"; 4 being "Exceeds expectations"; 3 being "Meets expectations"; 2 being "Fails to meet expectations"; and 1 being "Well below expectations".

Superintendent Aitken did not obtain a score below a 4.5 for any category. His overall evaluation was an average of 4.78/5 or 9.56/10. The average scores and comments for each of the six standards under which the Board evaluated Superintendent Aitken are as follows:

Standard 1: Leadership and Culture – This standard examines the Superintendent's performance and leadership through empowering others, visioning, helps to shape school culture and climate, and understanding multicultural and ethnic differences.

Average score: 4.85/5 or 9.7/10

Comments: "John has done an outstanding job in leading our system."

Standard 2: Policy and Governance – Working with the Board to formulate internal and external District policy, defining mutual expectations of performance with the Board and demonstrating good school governance to staff, student, and the community at large.

Average score: 4.73/5 or 9.5/10

Comments: "He has kept the Board informed on policy and policy changes."

Standard 3: Communications and Community Relations – This standard emphasizes the skills necessary to establish effective, two-way communications with students, staff, parents and the community as a whole. It also stresses responding to community feedback and building community support for the District.

Average score: 4.77/5 or 9.5/10

Comments: “John has been an outstanding ambassador for the school system and the community and across the state. He has worked tirelessly with the Chamber and business community in the establishment of PIE.”

Standard 4: Organizational and Human Resources Management – This standard requires that the superintendent gather and analyze data for decision making and for making recommendations to the Board. It stresses the skills necessary to meet and internal and external expectations and to effectively allocate resources. It also requires skills in applying ethical, contractual, and legal requirements for personnel selection, development, retention, promotion, and dismissal.

Average score: 4.8/5 or 9.6/10

Comments: “Works extremely well with the staff and central office as well as the staff in all of the schools.”

Standard 5: Instructional Leadership – This standard emphasizes the skills required to ensure that the most effective teaching and leadership techniques are in place and that all instructional resources are used to maximize student achievement. This standard also requires a superintendent to apply research and effective practices in a cohesive and sustainable manner.

Average score: 4.65/5 or 9.3/10

Standard 6: Ethical Leadership – This standard requires the understanding and modeling of the appropriate elements within an ethical leadership system. It also requires the superintendent to exhibit multicultural understanding and coordinate the social agencies and human services to help students grow and develop as caring, informed citizens.

Average score: 4.78/5 or 9.56/10

Comments: “John is a man of high character and integrity. He always strives to work in a team approach and to find a win win in every situation.”

“I have always been proud to call John the leader of Collierville Schools! He possesses the traits of a trustworthy individual. A few of those being respectful to all, honest, reliable, and accountable, grateful, and appreciative, positive, and inspiring to others, and selfless! He will be missed!”

**Collierville Schools Board of Education
Resolution 2018-19**

A RESOLUTION OF APPRECIATION TO
SUPERINTENDENT JOHN AITKEN
FOR HIS SERVICE TO THE COLLIERVILLE SCHOOLS

WHEREAS, the Collierville Schools are a municipal school district lawfully established in 2013 pursuant to Tenn. Code Ann. § 49-2-106 and in compliance with Tenn. Code Ann. § 49-2-201; and

WHEREAS, the Collierville Schools Board of Education is authorized to operate a public school district within Shelby County, Tennessee; and

WHEREAS, Superintendent John Aitken began his career as an educator as an Advanced Math and Geometry teacher at Collierville High School; and

WHEREAS, Superintendent Aitken also served countless students from Collierville as both the Assistant Principal and Principal of Houston High School; and

WHEREAS, Superintendent Aitken received numerous honors and accolades as an educator, including TASC Administrator of the Year, PTSA Principal of the Year, TSSAA Administrator of the Year, and the A.F. Bridges Principal of the Year; and

WHEREAS, Superintendent Aitken has served with distinction as Superintendent of the Collierville Schools, including serving as President of the Tennessee Organization of School Superintendents, and has led the Collierville Schools to become one of the highest performing school districts in the State of Tennessee; and

WHEREAS, the Collierville Schools Board of Education wishes to express, on behalf of itself and the students, parents, and citizens of Collierville, Tennessee, its appreciation and gratefulness for the service and dedication of Superintendent John Aitken as the first Superintendent of the Collierville Schools.

NOW, THEREFORE, be it resolved by the Collierville Schools Board of Education:

- That the Collierville Schools Board of Education thanks Superintendent Aitken for his service, leadership, and tireless dedication to the students, staff, teachers and administrators of the Collierville Schools.
- That Superintendent Aitken's professionalism, leadership, openness, and responsiveness to the Board of Education has been instrumental in building a cordial and effective relationship with the Board of Education that has benefitted the District and will serve the District in the future.
- That Superintendent Aitken's talents and efforts were instrumental in allowing the Collierville Schools to build the largest and best equipped high school in the State of Tennessee.

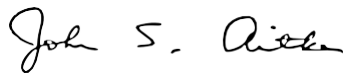
His tireless leadership of this project will provide extraordinary opportunities for the students of the Collierville Schools and the Town of Collierville for decades to come.

- That during Superintendent Aitken's tenure, the Collierville Schools provided digital learning devices to all of its students, significantly expanded its work-based learning opportunities, expanded and improved its academic offerings, improved its academic standing in the State of Tennessee, and also expanded and improved its services to those students needing special education. This legacy of providing the best opportunities for the District's more capable students while ensuring that those students needing extra help are empowered to excel has been the hallmark of Superintendent Aitken's career.
- That the Board also recognizes the sacrifice that Superintendent Aitken's family has given to ensure the success of the Collierville Schools. The Board especially recognizes and expresses its appreciation and gratitude for the involvement and presence of Jody Aitken and her willingness to help wherever she saw a need.
- That the Collierville Schools Board of Education wishes Superintendent Aitken and his family continued happiness and success as he closes this chapter of his life and is confident that he will continue his good work in the community and on behalf of the Collierville Schools.

Adopted this 27th day of June, 2019.



MARK HANSEN, CHAIRMAN



JOHN AITKEN, SUPERINTENDENT

APPROVED AS TO FORM:



MICHAEL R. MARSHALL, BOARD ATTORNEY