

**Collierville Schools Business Meeting
September 13, 2016 6:00 PM
Collierville Town Hall, Board Chambers
146 College Street
Collierville, TN 38017**

I. Call to Order	J. Mark Hansen, Chairman
II. Roll Call	J. Mark Hansen, Chairman
III. Moment of Silence	J. Mark Hansen, Chairman
IV. Pledge of Allegiance	J. Mark Hansen, Chairman
V. Special Recognitions	John S. Aitken, Superintendent
A. Collierville Elementary	Melissa McConnell, Principal
B. Recognition of Collierville Education Association	Casey Guyette, Bailey Station
VI. Public Comments	J. Mark Hansen, Chairman
VII. Approval of Agenda	J. Mark Hansen, Chairman
VIII. Business Affairs	J. Mark Hansen, Chairman
A. Approval of Minutes	
1. Minutes of August 9, 2016 Board Business Meeting	
B. Approval of Monthly Financial Statements	
1. July 2016 Financial Statements	
IX. Reports	
A. Chairman's Report	J. Mark Hansen, Chairman
B. Superintendent's Report	John S. Aitken, Superintendent
X. Business Items for Approval	
A. Approval of Revised Policy #5.301, Emergency and Legal Leave	John S. Aitken, Superintendent
B. Approval of Revised Policy #6.409, Child Abuse and Neglect	John S. Aitken, Superintendent
C. Approval of Change Order #002 for Collierville High School Portable Construction Project	John S. Aitken, Superintendent
D. Approval of Resolution 2016-01, Amendment #1 of General Fund Budget 2016-2017	John S. Aitken, Superintendent
XI. Adjournment	



**Minutes of the Board Business Meeting
August 9, 2016 @ 6:00 PM
Collierville Town Hall, Board Chambers**

Mr. Mark Hansen, Chairman
Mr. Kevin Vaughan, Vice-Chairman
Ms. Wanda Chism
Mr. Wright Cox
Ms. Cathy Messerly

I. CALL TO ORDER

The Collierville Schools Board Business Meeting was called to order by Board Chairman Mark Hansen at 6:03 p.m.

II. ROLL CALL

Roll call was taken by Board Chairman Mark Hansen and all five board members were present, representing a quorum.

III. MOMENT OF SILENCE

A moment of silence was observed.

IV. PLEDGE OF ALLEGIANCE

The Pledge of Allegiance was led by Board Member Wanda Chism.

V. SPECIAL RECOGNITIONS

- **Recognition of the Burch Library**
Dr. Andre Crafford presented a plaque to the Burch Library and staff for their contributions to the entire school community.
- **Recognition to Central Church**
Superintendent Aitken thanked Central Church and their staff for their hospitality for Collierville Schools employees this past summer.
- **Recognition of Collierville School Principals**
Mr. Aitken also recognized the principals for opening their schools over the summer for Central Office business.

VI. PUBLIC COMMENTS

There were no public comments.

VII. APPROVAL OF AGENDA

Recommendation: It is recommended that the Collierville Schools Board of Education approve the agenda for the August 9, 2016 Business Meeting, as presented by the Superintendent.

Cathy Messerly made the motion to approve the agenda, as presented by the Superintendent. The motion was seconded by Wright Cox and unanimously approved by the board.



COLLIERVILLE SCHOOLS

SCHOLARSHIP · INTEGRITY · SERVICE

Wanda Chism	Aye
Wright Cox	Aye
Mark Hansen	Aye
Cathy Messerly	Aye
Kevin Vaughan	Aye

VIII. BUSINESS AFFAIRS

• APPROVAL OF THE MINUTES OF THE JULY 12, 2016 BUSINESS MEETING

Kevin Vaughan made the motion to approve the minutes for the July 12, 2016 Board Business Meeting as presented. The motion was seconded by Wright Cox and unanimously approved by the board.

Wanda Chism	Aye
Wright Cox	Aye
Mark Hansen	Aye
Cathy Messerly	Aye
Kevin Vaughan	Aye

• APPROVAL OF THE JUNE 2016 MONTHLY FINANCIAL STATEMENTS

Kevin Vaughan made the motion to approve the June 2016 Monthly Financial Statements as presented. The motion was seconded by Cathy Messerly and unanimously approved by the board.

Wanda Chism	Aye
Wright Cox	Aye
Mark Hansen	Aye
Cathy Messerly	Aye
Kevin Vaughan	Aye

IX. REPORTS

Chairman's Report

- Chairman Hansen praised the accomplishments of the past school year and thanked all of the Collierville stakeholders for their continued support.
- Our new school year is under way and we need to focus on our strategic objectives and keep our eyes on the ball in what we want our school system to become.
- He is very thankful and appreciative of all the good people we have leading our schools and teaching our students.

Superintendent's Report

- Superintendent Aitken thanked everyone for another successful first day of school. Our first day numbers show our district enrollment at 7,973, which is 98% of projection. The committee will meet again tomorrow afternoon to review 3rd day numbers and then again on Friday for the 5th day enrollment numbers. We did experience some typical first day issues with bus routes, but we will continue to work with Durham on staffing and bus routes.
- We received our Certificate of Occupancy for the 12 Learning Cottages at CHS, and they are in full use! Thanks to Mike Simpson and his staff, as well as the CHS staff, for their hard work on getting these ready in time for the first day of school.
- He would like to thank all of our employees for the extra efforts required this year to get us ready for school. Between moving back into our Central Office, moving into portables, and finishing painting projects before being allowed to move in-all went above and beyond to get ready for the students on the first day.



- Dr. Lara Charbonnet and Dr. Ed Ducey are our new Supervisors in our Curriculum Department. We welcome them and also wish Ms. Beth Robbins and Dr. Andre Crafford good luck in their new Principal roles. We also have Mr. Jeff Jones, former principal of Schilling Farms Middle, joining our central office staff as our new Chief of Staff.
- Thanks to the Town of Collierville and Board Mayor of Alderman for their approval last night of the Shelby Drive project. Work will begin soon on that project to widen and improve Shelby Drive and the Shelby/Sycamore intersection.
- Sal Ferraci made a presentation to the Board on the updates of the High School construction.
 - Showed some new renderings of the interiors as well as fly-thru videos.
 - The new library will be bathed in natural light, thanks to the abundance of windows.
 - The new auditorium will rival any state-of-the-art performing arts center.
 - The new gymnasium will seat 3000 spectators.
 - The STEM-nasium will provide work spaces for students engaging in technology and engineering design.
 - The new cafeteria will seat 1000 students and offer a food court-style experience.

Mr. Hansen commented on what a great job they have done on blending modern styling with historic attributes in the design. There will be lots of open spaces and natural light.

Board Member Kevin Vaughan noted the site work is under way and has been confirmed the ground is stable underneath. He also thanked the entire architectural team for their hard work, vision and perseverance.

X. BUSINESS ITEMS FOR APPROVAL

A. Approval of Change Order for Collierville High School Portable Construction Project in the Amount of \$18,543.00

Recommendation: It is recommended that the Collierville Schools Board of Education approve the Change Order for Collierville High School Portable Construction Project in the amount of \$18,543.00, as presented by the Superintendent.

Kevin Vaughan made the motion to approve the Change Order for Collierville High School Portable Construction Project in the amount of \$18,543.00, as presented by the Superintendent. The motion was seconded by Cathy Messerly and unanimously approved by the board.

Wanda Chism	Aye
Wright Cox	Aye
Mark Hansen	Aye
Cathy Messerly	Aye
Kevin Vaughan	Aye

B. Approval of the Amendment to the Collierville High School Fee List

Recommendation: It is recommended that the Collierville Schools Board of Education approve the amendment of the Collierville High School Fee List to add a Chorus Fee of \$100.00 for Printed Music, Rehearsal Folder, Choral Festival Fees, Bus Fee, All Southwest Audition Fee, Choir T-Shirt and a \$65.00 One-Time Dress/Outfit Fee, as presented by the Superintendent.



COLLIERVILLE SCHOOLS

SCHOLARSHIP · INTEGRITY · SERVICE

Wright Cox made the motion to approve the amendment of the Collierville High School Fee List to add a Chorus Fee of \$100.00 for Printed Music, Rehearsal Folder, Choral Festival Fees, Bus Fee, All Southwest Audition Fee, Choir T-Shirt and a \$65.00 One-Time Dress/Outfit Fee, as presented by the Superintendent. The motion was seconded by Wanda Chism and unanimously approved by the board.

Wanda Chism	Aye
Wright Cox	Aye
Mark Hansen	Aye
Cathy Messerly	Aye
Kevin Vaughan	Aye

XII. ADJOURNMENT

With no further comments or objections, the meeting was adjourned at 6:53 p.m.

Chairman

Superintendent

MONTHLY FINANCIAL REPORT



COLLIERVILLE SCHOOLS

SCHOLARSHIP · INTEGRITY · SERVICE

**JULY
2016-2017**

**GENERAL FUND
SCHOOL NUTRITION
FEDERAL PROGRAMS
DISCRETIONARY GRANTS
C. I. P.**

GENERAL FUND REVENUE

COLLIERVILLE SCHOOLS

REVENUE BY FUNC

BATCH QUEUE ID 388084

FOR JULY, 2016

FUNCTION 1ST 2: 40 -

Page: 1 of 8

08/15/2016

8:55:26 AM

Report Code: BAT_GL_TEMPLATE

FUNCTION	DESCRIPTION	BUDGET AMOUNT	ADJUSTED BUDGET	CURRENT ACTIVITY	YTD ACTIVITY	ENCUMBRANCE	REQUISITION	UNENCUMBERED BALANCE	PERCENT ENCMBRD
40110	Current Property Tax	19,051,059.00	19,051,059.00	1,591.75	1,591.75	0.00	0.00	19,049,467.25	0
40120	Trustee's Collection - Prior Years	476,015.00	476,015.00	46,436.01	46,436.01	0.00	0.00	429,578.99	10
40130	Clerk & Master/Circuit Court - Prior Years	285,137.00	285,137.00	13,992.86	13,992.86	0.00	0.00	271,144.14	5
40150	Pickup Taxes	1,589,942.00	1,589,942.00	258.72	258.72	0.00	0.00	1,589,683.28	0
40162	Payments in Lieu of Taxes - Local Utilities	171,767.00	171,767.00	0.00	0.00	0.00	0.00	171,767.00	0
40163	Payments in Lieu of Taxes - Other	257,650.00	257,650.00	44.59	44.59	0.00	0.00	257,605.41	0
40210	Local Option Sales Taxes	8,599,798.00	8,599,798.00	701,256.27	701,256.27	0.00	0.00	7,898,541.73	8
40240	Wheel Tax	100,000.00	100,000.00	0.00	0.00	0.00	0.00	100,000.00	0
40270	Business Tax	2,941.00	2,941.00	279.24	279.24	0.00	0.00	2,661.76	9
40275	Mixed Drink Tax	179,683.00	179,683.00	16,617.85	16,617.85	0.00	0.00	163,065.15	9
40390	Municipal Tax	2,295,371.00	2,295,371.00	189,845.25	189,845.25	0.00	0.00	2,105,525.75	8
TOTALS:	Function: 40 -	33,009,363.00	33,009,363.00	970,322.54	970,322.54	0.00	0.00	32,039,040.46	3

COLLIERVILLE SCHOOLS

REVENUE BY FUNC

BATCH QUEUE ID 388084

FOR JULY, 2016

FUNCTION 1ST 2: 43 - CHARGES FOR CURRENT SERVICES

Page: 2 of 8

08/15/2016

8:55:26 AM

Report Code: BAT_GL_TEMPLATE

FUNCTION	DESCRIPTION	BUDGET AMOUNT	ADJUSTED BUDGET	CURRENT ACTIVITY	YTD ACTIVITY	ENCUMBRANCE	REQUISITION	UNENCUMBERED BALANCE	PERCENT ENCMBRD
43513	Tuition - Summer School	35,000.00	35,000.00	0.00	0.00	0.00	0.00	35,000.00	0
43515	Tuition - Other State Systems	115,000.00	115,000.00	99,900.00	99,900.00	0.00	0.00	15,100.00	87
43990	Other Charges for Services	500,000.00	500,000.00	0.00	0.00	0.00	0.00	500,000.00	0
43991	Other Charges for Svcs - Shared Svcs	690,895.00	690,895.00	75,738.76	75,738.76	0.00	0.00	615,156.24	11
TOTALS:	Function: 43 - Charges for Current Services	1,340,895.00	1,340,895.00	175,638.76	175,638.76	0.00	0.00	1,165,256.24	13

COLLIERVILLE SCHOOLS

REVENUE BY FUNC

Report Code: BAT_GL_TEMPLATE

BATCH QUEUE ID 388084

FOR JULY, 2016

FUNCTION 1ST 2: 44 -

FUNCTION	DESCRIPTION	BUDGET AMOUNT	ADJUSTED BUDGET	CURRENT ACTIVITY	YTD ACTIVITY	ENCUMBRANCE	REQUISITION	UNENCUMBERED BALANCE	PERCENT ENCMBRD
44120	Lease/Rentals	10,000.00	10,000.00	0.00	0.00	0.00	0.00	10,000.00	0
44130	Laptop Insurance	5,250.00	5,250.00	0.00	0.00	0.00	0.00	5,250.00	0
44146	E-Rate Funding	482,700.00	482,700.00	0.00	0.00	0.00	0.00	482,700.00	0
44170	Miscellaneous Refunds	243,703.00	243,703.00	885.10	885.10	0.00	0.00	242,817.90	0
44560	Damages Recovered from Individuals	6,000.00	6,000.00	0.00	0.00	0.00	0.00	6,000.00	0
44990	Other Local Revenue	28,250.00	28,250.00	2,000.00	2,000.00	0.00	0.00	26,250.00	7
TOTALS:	Function: 44 -	775,903.00	775,903.00	2,885.10	2,885.10	0.00	0.00	773,017.90	0

COLLIERVILLE SCHOOLS

REVENUE BY FUNC

BATCH QUEUE ID 388084

FOR JULY, 2016

FUNCTION 1ST 2: 46 -

Page: 4 of 8

08/15/2016

8:55:26 AM

Report Code: BAT_GL_TEMPLATE

FUNCTION	DESCRIPTION	BUDGET AMOUNT	ADJUSTED BUDGET	CURRENT ACTIVITY	YTD ACTIVITY	ENCUMBRANCE	REQUISITION	UNENCUMBERED BALANCE	PERCENT ENCMBRD
46511	Basic Education Program	36,000,869.00	36,039,869.00	0.00	0.00	0.00	0.00	36,039,869.00	0
46590	Other State Education Funds	100,534.00	100,534.00	0.00	0.00	0.00	0.00	100,534.00	0
46610	Career Ladder Program	163,000.00	163,000.00	0.00	0.00	0.00	0.00	163,000.00	0
TOTALS:	Function: 46 -	36,264,403.00	36,303,403.00	0.00	0.00	0.00	0.00	36,303,403.00	0

COLLIERVILLE SCHOOLS

REVENUE BY FUNC

Report Code: BAT_GL_TEMPLATE

BATCH QUEUE ID 388084

FOR JULY, 2016

FUNCTION 1ST 2: 47 -

FUNCTION	DESCRIPTION	BUDGET AMOUNT	ADJUSTED BUDGET	CURRENT ACTIVITY	YTD ACTIVITY	ENCUMBRANCE	REQUISITION	UNENCUMBERED BALANCE	PERCENT ENCMBRD
47143	Special Education - Grants to States	30,000.00	30,000.00	0.00	0.00	0.00	0.00	30,000.00	0
TOTALS:	Function: 47 -	30,000.00	30,000.00	0.00	0.00	0.00	0.00	30,000.00	0

COLLIERVILLE SCHOOLS

REVENUE BY FUNC

BATCH QUEUE ID 388084

FOR JULY, 2016

FUNCTION 1ST 2: 49 -

Page: 6 of 8

08/15/2016

8:55:26 AM

Report Code: BAT_GL_TEMPLATE

FUNCTION	DESCRIPTION	BUDGET AMOUNT	ADJUSTED BUDGET	CURRENT ACTIVITY	YTD ACTIVITY	ENCUMBRANCE	REQUISITION	UNENCUMBERED BALANCE	PERCENT ENCMBRD
49800	Transfers In	51,288.00	51,288.00	0.00	0.00	0.00	0.00	51,288.00	0
TOTALS:	Function: 49 -	51,288.00	51,288.00	0.00	0.00	0.00	0.00	51,288.00	0

COLLIERVILLE SCHOOLS

REVENUE BY FUNC

BATCH QUEUE ID 388084

Report Code: BAT_GL_TEMPLATE

	BUDGET AMOUNT	ADJUSTED BUDGET	CURRENT ACTIVITY	YTD ACTIVITY	ENCUMBRANCE	REQUISITION	UNENCUMBERED BALANCE	PERCENT ENCMBRD
GRAND TOTAL:	71,471,852.00	71,510,852.00	1,148,846.40	1,148,846.40	0.00	0.00	70,362,005.60	2

**GENERAL FUND
EXPENDITURES**

COLLIERVILLE SCHOOLS

EXPENSES BY FUNCTION

Page: 1 of 23

08/15/2016

3:03:15 PM

Report Code: BAT_GL_TEMPLATE

BATCH QUEUE ID 388162

FOR JULY, 2016

FUNCTION : 71100 - REGULAR INSTRUCTION PROGRAM

OBJECT	DESCRIPTION	BUDGET AMOUNT	ADJUSTED BUDGET	CURRENT ACTIVITY	YTD ACTIVITY	ENCUMBRANCE	REQUISITION	UNENCUMBERED BALANCE	PERCENT ENCMBRD
11600	Teachers	25,544,706.00	25,544,706.00	0.00	0.00	0.00	0.00	25,544,706.00	0
11700	Career Ladder	107,000.00	107,000.00	0.00	0.00	0.00	0.00	107,000.00	0
16300	Educational Assistants	524,665.00	524,665.00	0.00	0.00	0.00	0.00	524,665.00	0
20100	Social Security	1,622,935.00	1,622,935.00	0.00	0.00	0.00	0.00	1,622,935.00	0
20400	State Retirement	2,367,550.00	2,367,550.00	0.00	0.00	0.00	0.00	2,367,550.00	0
20600	Life Insurance	111,249.00	111,249.00	0.00	0.00	0.00	0.00	111,249.00	0
20700	Medical Insurance	2,658,081.00	2,658,081.00	875.25	875.25	0.00	0.00	2,657,205.75	0
21200	Employer Medicare	379,557.00	379,557.00	0.00	0.00	0.00	0.00	379,557.00	0
33600	Maint & Repair-Equipment	10,500.00	10,500.00	0.00	0.00	0.00	0.00	10,500.00	0
39900	Other Contracted Services	650,000.00	650,928.00	0.00	0.00	0.00	0.00	650,928.00	0
42900	Instructional Supplies & Materials	575,696.00	575,696.00	170.62	170.62	132,409.30	4,912.50	438,203.58	24
44900	Textbooks	300,000.00	300,000.00	0.00	0.00	9,210.57	1,115.50	289,673.93	3
49900	Other Supplies & Materials	20,875.00	20,875.00	0.00	0.00	222.89	0.00	20,652.11	1
59901	Other Charges - Graduation Costs	8,800.00	8,800.00	0.00	0.00	0.00	0.00	8,800.00	0
59902	Other Charges - Summer School	60,000.00	60,000.00	0.00	0.00	0.00	0.00	60,000.00	0
72200	Reg Inst Equipment	1,722,572.00	1,722,572.00	725,906.41	725,906.41	689,928.12	0.00	306,737.47	82
72217	Reg Inst Equipment (Reimbursed)	500,000.00	500,000.00	0.00	0.00	33,618.50	3,441.77	462,939.73	7
TOTALS:	Function: 71100 - Regular Instruction Program	37,164,186.00	37,165,114.00	726,952.28	726,952.28	865,389.38	9,469.77	35,563,302.57	4

COLLIERVILLE SCHOOLS

EXPENSES BY FUNCTION

Page: 2 of 23

08/15/2016

3:03:15 PM

Report Code: BAT_GL_TEMPLATE

BATCH QUEUE ID 388162

FOR JULY, 2016

FUNCTION : 71150 - ALTERNATIVE INSTRUCTION PROGRAM

OBJECT	DESCRIPTION	BUDGET AMOUNT	ADJUSTED BUDGET	CURRENT ACTIVITY	YTD ACTIVITY	ENCUMBRANCE	REQUISITION	UNENCUMBERED BALANCE	PERCENT ENCMBRD
11600	Teachers	115,000.00	63,000.00	2,500.00	2,500.00	0.00	0.00	60,500.00	4
12800	Homebound Teachers	45,000.00	45,000.00	0.00	0.00	0.00	0.00	45,000.00	0
16300	Educational Assistants	0.00	21,210.00	0.00	0.00	0.00	0.00	21,210.00	0
20100	Social Security	9,920.00	8,011.00	155.00	155.00	0.00	0.00	7,856.00	2
20400	State Retirement	14,464.00	11,681.00	226.00	226.00	0.00	0.00	11,455.00	2
21200	Employer Medicare	2,320.00	1,874.00	36.25	36.25	0.00	0.00	1,837.75	2
39900	Other Contracted Services	12,000.00	12,000.00	0.00	0.00	0.00	0.00	12,000.00	0
42900	Instructional Supplies & Materials	1,500.00	1,500.00	0.00	0.00	0.00	0.00	1,500.00	0
59900	Other Charges	2,500.00	2,500.00	0.00	0.00	0.00	0.00	2,500.00	0
72200	Reg Inst Equipment	0.00	21,000.00	0.00	0.00	0.00	0.00	21,000.00	0
TOTALS:	Function: 71150 - Alternative Instruction Program	202,704.00	187,776.00	2,917.25	2,917.25	0.00	0.00	184,858.75	2

COLLIERVILLE SCHOOLS

EXPENSES BY FUNCTION

Page: 3 of 23

08/15/2016

3:03:15 PM

Report Code: BAT_GL_TEMPLATE

BATCH QUEUE ID 388162

FOR JULY, 2016

FUNCTION : 71200 - SPECIAL EDUCATION PROGRAM

OBJECT	DESCRIPTION	BUDGET AMOUNT	ADJUSTED BUDGET	CURRENT ACTIVITY	YTD ACTIVITY	ENCUMBRANCE	REQUISITION	UNENCUMBERED BALANCE	PERCENT ENCMBRD
11600	Teachers	2,622,052.00	2,622,052.00	0.00	0.00	0.00	0.00	2,622,052.00	0
11700	Career Ladder	8,000.00	8,000.00	0.00	0.00	0.00	0.00	8,000.00	0
16300	Educational Assistants	1,094,702.00	1,094,702.00	0.00	0.00	0.00	0.00	1,094,702.00	0
17100	Speech Pathologist	537,080.00	537,080.00	0.00	0.00	0.00	0.00	537,080.00	0
20100	Social Security	264,234.00	264,234.00	0.00	0.00	0.00	0.00	264,234.00	0
20400	State Retirement	387,788.00	387,788.00	0.00	0.00	0.00	0.00	387,788.00	0
20600	Life Insurance	17,750.00	17,750.00	0.00	0.00	0.00	0.00	17,750.00	0
20700	Medical Insurance	324,996.00	324,996.00	451.90	451.90	0.00	0.00	324,544.10	0
21200	Employer Medicare	61,797.00	61,797.00	0.00	0.00	0.00	0.00	61,797.00	0
31200	Contracts w Private Agencies	54,000.00	54,000.00	0.00	0.00	0.00	0.00	54,000.00	0
33600	Maint & Repair-Equipment	5,000.00	5,000.00	0.00	0.00	1,298.00	0.00	3,702.00	26
39900	Other Contracted Services	80,000.00	80,000.00	0.00	0.00	0.00	0.00	80,000.00	0
42900	Instructional Supplies & Materials	29,900.00	29,900.00	0.00	0.00	2,434.47	5.25	27,460.28	8
49900	Other Supplies & Materials	24,000.00	24,000.00	0.00	0.00	309.76	0.00	23,690.24	1
72500	Special Education Equipment	40,000.00	40,000.00	0.00	0.00	9,264.70	0.00	30,735.30	23
TOTALS:	Function: 71200 - Special Education Program	5,551,299.00	5,551,299.00	451.90	451.90	13,306.93	5.25	5,537,534.92	0

COLLIERVILLE SCHOOLS

EXPENSES BY FUNCTION

Report Code: BAT_GL_TEMPLATE

BATCH QUEUE ID 388162

FOR JULY, 2016

FUNCTION : 71300 - VOCATIONAL EDUCATION PROGRAM

Page: 4 of 23

08/15/2016

3:03:15 PM

OBJECT	DESCRIPTION	BUDGET AMOUNT	ADJUSTED BUDGET	CURRENT ACTIVITY	YTD ACTIVITY	ENCUMBRANCE	REQUISITION	UNENCUMBERED BALANCE	PERCENT ENCMBRD
11600	Teachers	741,566.00	741,566.00	0.00	0.00	0.00	0.00	741,566.00	0
11700	Career Ladder	2,000.00	2,000.00	0.00	0.00	0.00	0.00	2,000.00	0
20100	Social Security	46,101.00	46,101.00	0.00	0.00	0.00	0.00	46,101.00	0
20400	State Retirement	67,218.00	67,218.00	0.00	0.00	0.00	0.00	67,218.00	0
20600	Life Insurance	3,400.00	3,400.00	0.00	0.00	0.00	0.00	3,400.00	0
20700	Medical Insurance	78,314.00	78,314.00	0.00	0.00	0.00	0.00	78,314.00	0
21200	Employer Medicare	10,782.00	10,782.00	0.00	0.00	0.00	0.00	10,782.00	0
33600	Maint & Repair-Equipment	4,307.00	4,307.00	0.00	0.00	0.00	0.00	4,307.00	0
42900	Instructional Supplies & Materials	12,600.00	12,600.00	0.00	0.00	0.00	0.00	12,600.00	0
44900	Textbooks	4,500.00	4,500.00	0.00	0.00	610.50	0.00	3,889.50	14
49900	Other Supplies & Materials	2,500.00	2,500.00	0.00	0.00	0.00	0.00	2,500.00	0
73000	Vocational Equipment	10,336.00	10,336.00	0.00	0.00	0.00	0.00	10,336.00	0
TOTALS:	Function: 71300 - Vocational Education Program	983,624.00	983,624.00	0.00	0.00	610.50	0.00	983,013.50	0

COLLIERVILLE SCHOOLS

EXPENSES BY FUNCTION

Report Code: BAT_GL_TEMPLATE

BATCH QUEUE ID 388162

FOR JULY, 2016

FUNCTION : 72110 - ATTENDANCE

Page: 5 of 23

08/15/2016

3:03:15 PM

OBJECT	DESCRIPTION	BUDGET AMOUNT	ADJUSTED BUDGET	CURRENT ACTIVITY	YTD ACTIVITY	ENCUMBRANCE	REQUISITION	UNENCUMBERED BALANCE	PERCENT ENCMBRD
10500	Supervisor/Director	299,398.00	299,398.00	10,066.54	10,066.54	0.00	0.00	289,331.46	3
16100	Secretary(s)	48,208.00	48,208.00	2,536.25	2,536.25	0.00	0.00	45,671.75	5
16200	Clerical Personnel	39,824.00	39,824.00	2,190.18	2,190.18	0.00	0.00	37,633.82	5
18900	Other Salaries & Wages	78,244.00	78,244.00	6,227.52	6,227.52	0.00	0.00	72,016.48	8
20100	Social Security	28,872.00	28,872.00	1,303.27	1,303.27	0.00	0.00	27,568.73	5
20400	State Retirement	42,300.00	42,300.00	1,917.12	1,917.12	0.00	0.00	40,382.88	5
20600	Life Insurance	2,272.00	2,272.00	0.00	0.00	0.00	0.00	2,272.00	0
20700	Medical Insurance	46,670.00	46,670.00	0.00	0.00	0.00	0.00	46,670.00	0
21200	Employer Medicare	6,753.00	6,753.00	304.80	304.80	0.00	0.00	6,448.20	5
35500	Travel	2,000.00	2,000.00	0.00	0.00	0.00	0.00	2,000.00	0
39900	Other Contracted Services	53,680.00	53,680.00	0.00	0.00	0.00	0.00	53,680.00	0
49900	Other Supplies & Materials	1,000.00	1,000.00	0.00	0.00	0.00	0.00	1,000.00	0
52400	In-Service/Staff Development	7,500.00	7,500.00	0.00	0.00	0.00	0.00	7,500.00	0
59900	Other Charges	500.00	500.00	0.00	0.00	0.00	0.00	500.00	0
70400	Attendance Equipment	5,000.00	5,000.00	0.00	0.00	0.00	0.00	5,000.00	0
TOTALS:	Function: 72110 - Attendance	662,221.00	662,221.00	24,545.68	24,545.68	0.00	0.00	637,675.32	4

COLLIERVILLE SCHOOLS

EXPENSES BY FUNCTION

Report Code: BAT_GL_TEMPLATE

BATCH QUEUE ID 388162

FOR JULY, 2016

FUNCTION : 72120 - HEALTH SERVICES

Page: 6 of 23

08/15/2016

3:03:15 PM

OBJECT	DESCRIPTION	BUDGET AMOUNT	ADJUSTED BUDGET	CURRENT ACTIVITY	YTD ACTIVITY	ENCUMBRANCE	REQUISITION	UNENCUMBERED BALANCE	PERCENT ENCMBRD
13100	Medical Personnel	484,312.00	484,312.00	0.00	0.00	0.00	0.00	484,312.00	0
18900	Other Salaries & Wages	239,290.00	239,290.00	0.00	0.00	0.00	0.00	239,290.00	0
20100	Social Security	44,863.00	44,863.00	0.00	0.00	0.00	0.00	44,863.00	0
20400	State Retirement	61,082.00	61,082.00	0.00	0.00	0.00	0.00	61,082.00	0
20600	Life Insurance	3,209.00	3,209.00	0.00	0.00	0.00	0.00	3,209.00	0
20700	Medical Insurance	99,037.00	99,037.00	0.00	0.00	0.00	0.00	99,037.00	0
21200	Employer Medicare	10,492.00	10,492.00	0.00	0.00	0.00	0.00	10,492.00	0
33600	Maint & Repair-Equipment	4,000.00	4,000.00	0.00	0.00	0.00	0.00	4,000.00	0
35500	Travel	300.00	300.00	0.00	0.00	0.00	0.00	300.00	0
39900	Other Contracted Services	11,000.00	25,000.00	0.00	0.00	0.00	0.00	25,000.00	0
49900	Other Supplies & Materials	8,000.00	8,000.00	0.00	0.00	0.00	0.00	8,000.00	0
52400	In-Service/Staff Development	2,100.00	2,100.00	0.00	0.00	0.00	0.00	2,100.00	0
73500	Health Equipment	9,000.00	9,000.00	0.00	0.00	27.75	0.00	8,972.25	0
TOTALS:	Function: 72120 - Health Services	976,685.00	990,685.00	0.00	0.00	27.75	0.00	990,657.25	0

COLLIERVILLE SCHOOLS

EXPENSES BY FUNCTION

Report Code: BAT_GL_TEMPLATE

BATCH QUEUE ID 388162

FOR JULY, 2016

FUNCTION : 72130 - OTHER STUDENT SUPPORT

Page: 7 of 23

08/15/2016

3:03:15 PM

OBJECT	DESCRIPTION	BUDGET AMOUNT	ADJUSTED BUDGET	CURRENT ACTIVITY	YTD ACTIVITY	ENCUMBRANCE	REQUISITION	UNENCUMBERED BALANCE	PERCENT ENCMBRD
11700	Career Ladder	1,000.00	1,000.00	0.00	0.00	0.00	0.00	1,000.00	0
12300	Guidance Personnel	1,212,252.00	1,212,252.00	16,055.49	16,055.49	0.00	0.00	1,196,196.51	1
18900	Other Salaries & Wages	70,000.00	70,000.00	0.00	0.00	0.00	0.00	70,000.00	0
20100	Social Security	79,562.00	79,562.00	995.45	995.45	0.00	0.00	78,566.55	1
20400	State Retirement	116,006.00	116,006.00	1,451.41	1,451.41	0.00	0.00	114,554.59	1
20600	Life Insurance	5,916.00	5,916.00	0.00	0.00	0.00	0.00	5,916.00	0
20700	Medical Insurance	94,673.00	94,673.00	0.00	0.00	0.00	0.00	94,673.00	0
21200	Employer Medicare	18,608.00	18,608.00	232.80	232.80	0.00	0.00	18,375.20	1
32200	Evaluation & Testing	15,000.00	54,000.00	0.00	0.00	250.00	0.00	53,750.00	0
49900	Other Supplies & Materials	750.00	750.00	0.00	0.00	0.00	0.00	750.00	0
52400	In-Service/Staff Development	1,000.00	1,000.00	0.00	0.00	0.00	0.00	1,000.00	0
TOTALS:	Function: 72130 - Other Student Support	1,614,767.00	1,653,767.00	18,735.15	18,735.15	250.00	0.00	1,634,781.85	1

COLLIERVILLE SCHOOLS

EXPENSES BY FUNCTION

Page: 8 of 23

08/15/2016

3:03:15 PM

Report Code: BAT_GL_TEMPLATE

BATCH QUEUE ID 388162

FOR JULY, 2016

FUNCTION : 72210 - REGULAR INSTRUCTION PROGRAM SUPPORT

OBJECT	DESCRIPTION	BUDGET AMOUNT	ADJUSTED BUDGET	CURRENT ACTIVITY	YTD ACTIVITY	ENCUMBRANCE	REQUISITION	UNENCUMBERED BALANCE	PERCENT ENCMBRD
10500	Supervisor/Director	400,873.00	400,873.00	-5,011.13	-5,011.13	0.00	0.00	405,884.13	-1
11700	Career Ladder	18,000.00	18,000.00	0.00	0.00	0.00	0.00	18,000.00	0
12900	Librarian(s)	613,701.00	613,701.00	0.00	0.00	0.00	0.00	613,701.00	0
13600	Audiovisual Personnel	1,000.00	1,000.00	0.00	0.00	0.00	0.00	1,000.00	0
13700	Education Media Personnel	54,460.00	54,460.00	3,679.02	3,679.02	0.00	0.00	50,780.98	7
16100	Secretary(s)	48,208.00	48,208.00	2,010.94	2,010.94	0.00	0.00	46,197.06	4
16200	Clerical Personnel	39,824.00	39,824.00	-45.12	-45.12	0.00	0.00	39,869.12	0
18900	Other Salaries & Wages	83,960.00	83,960.00	-4,059.50	-4,059.50	0.00	0.00	88,019.50	-5
19600	In-Service Training	6,000.00	6,000.00	0.00	0.00	0.00	0.00	6,000.00	0
20100	Social Security	78,431.00	78,431.00	-212.42	-212.42	0.00	0.00	78,643.42	0
20400	State Retirement	114,686.00	114,686.00	-302.27	-302.27	0.00	0.00	114,988.27	0
20600	Life Insurance	5,184.00	5,184.00	0.00	0.00	0.00	0.00	5,184.00	0
20700	Medical Insurance	86,880.00	86,880.00	0.00	0.00	0.00	0.00	86,880.00	0
21200	Employer Medicare	18,344.00	18,344.00	-49.64	-49.64	0.00	0.00	18,393.64	0
30700	Communication	14,056.00	14,056.00	0.00	0.00	0.00	0.00	14,056.00	0
30800	Consultants	28,000.00	28,000.00	0.00	0.00	0.00	0.00	28,000.00	0
33600	Maint & Repair-Equipment	1,800.00	1,800.00	0.00	0.00	1,500.00	0.00	300.00	83
35500	Travel	1,200.00	1,200.00	0.00	0.00	0.00	0.00	1,200.00	0
43200	Library Books/Media	69,000.00	69,000.00	0.00	0.00	0.00	0.00	69,000.00	0
49900	Other Supplies & Materials	5,800.00	5,800.00	0.00	0.00	0.00	0.00	5,800.00	0
52400	In-Service/Staff Development	151,000.00	151,000.00	0.00	0.00	0.00	0.00	151,000.00	0
59900	Other Charges	1,000.00	1,000.00	0.00	0.00	0.00	0.00	1,000.00	0
79000	Other Equipment	13,000.00	13,000.00	0.00	0.00	0.00	0.00	13,000.00	0
TOTALS:	Function: 72210 - Regular Instruction Program Support	1,854,407.00	1,854,407.00	-3,990.12	-3,990.12	1,500.00	0.00	1,856,897.12	0

COLLIERVILLE SCHOOLS

EXPENSES BY FUNCTION

Report Code: BAT_GL_TEMPLATE

BATCH QUEUE ID 388162

FOR JULY, 2016

FUNCTION : 72220 - SPECIAL EDUCATION PROGRAM SUPPORT

OBJECT	DESCRIPTION	BUDGET AMOUNT	ADJUSTED BUDGET	CURRENT ACTIVITY	YTD ACTIVITY	ENCUMBRANCE	REQUISITION	UNENCUMBERED BALANCE	PERCENT ENCMBRD
10500	Supervisor/Director	175,649.00	175,649.00	6,111.58	6,111.58	0.00	0.00	169,537.42	3
11700	Career Ladder	3,000.00	3,000.00	0.00	0.00	0.00	0.00	3,000.00	0
12400	Psychological Personnel	239,337.00	239,337.00	0.00	0.00	0.00	0.00	239,337.00	0
16200	Clerical Personnel	294,904.00	294,904.00	141.73	141.73	0.00	0.00	294,762.27	0
20100	Social Security	44,199.00	44,199.00	387.68	387.68	0.00	0.00	43,811.32	1
20400	State Retirement	65,124.00	65,124.00	572.94	572.94	0.00	0.00	64,551.06	1
20600	Life Insurance	3,500.00	3,500.00	0.00	0.00	0.00	0.00	3,500.00	0
20700	Medical Insurance	58,700.00	58,700.00	0.00	0.00	0.00	0.00	58,700.00	0
21200	Employer Medicare	10,337.00	10,337.00	90.67	90.67	0.00	0.00	10,246.33	1
30800	Consultants	12,500.00	12,500.00	0.00	0.00	0.00	0.00	12,500.00	0
35500	Travel	3,000.00	3,000.00	0.00	0.00	0.00	0.00	3,000.00	0
39900	Other Contracted Services	383,968.00	383,968.00	518.66	518.66	0.00	0.00	383,449.34	0
49900	Other Supplies & Materials	11,900.00	11,900.00	0.00	0.00	22.39	0.00	11,877.61	0
52400	In-Service/Staff Development	30,000.00	30,000.00	0.00	0.00	1,075.00	278.70	28,646.30	5
59900	Other Charges	345.00	345.00	0.00	0.00	0.00	0.00	345.00	0
79000	Other Equipment	10,000.00	10,000.00	0.00	0.00	4,374.00	0.00	5,626.00	44
TOTALS:	Function: 72220 - Special Education Program Support	1,346,463.00	1,346,463.00	7,823.26	7,823.26	5,471.39	278.70	1,332,889.65	1

COLLIERVILLE SCHOOLS

EXPENSES BY FUNCTION

BATCH QUEUE ID 388162

FOR JULY, 2016

FUNCTION : 72230 - VOCATIONAL EDUCATION PROGRAM SUPPORT

Page: 10 of 23

08/15/2016

3:03:15 PM

Report Code: BAT_GL_TEMPLATE

OBJECT	DESCRIPTION	BUDGET AMOUNT	ADJUSTED BUDGET	CURRENT ACTIVITY	YTD ACTIVITY	ENCUMBRANCE	REQUISITION	UNENCUMBERED BALANCE	PERCENT ENCMBRD
39900	Other Contracted Services	34,169.00	34,169.00	0.00	0.00	0.00	0.00	34,169.00	0
TOTALS:	Function: 72230 - Vocational Education Program Support	34,169.00	34,169.00	0.00	0.00	0.00	0.00	34,169.00	0

COLLIERVILLE SCHOOLS

EXPENSES BY FUNCTION

Page: 11 of 23

08/15/2016

3:03:15 PM

Report Code: BAT_GL_TEMPLATE

BATCH QUEUE ID 388162

FOR JULY, 2016

FUNCTION : 72250 - TECHNOLOGY

OBJECT	DESCRIPTION	BUDGET AMOUNT	ADJUSTED BUDGET	CURRENT ACTIVITY	YTD ACTIVITY	ENCUMBRANCE	REQUISITION	UNENCUMBERED BALANCE	PERCENT ENCMBRD
10500	Supervisor/Director	574,600.00	574,600.00	30,446.64	30,446.64	0.00	0.00	544,153.36	5
13800	Instru Computer Personnel	261,150.00	261,150.00	0.00	0.00	0.00	0.00	261,150.00	0
16200	Clerical Personnel	39,824.00	39,824.00	2,322.53	2,322.53	0.00	0.00	37,501.47	6
18900	Other Salaries & Wages	322,261.00	322,261.00	17,546.56	17,546.56	0.00	0.00	304,714.44	5
20100	Social Security	74,265.00	74,265.00	3,098.19	3,098.19	0.00	0.00	71,166.81	4
20400	State Retirement	109,117.00	109,117.00	4,638.04	4,638.04	0.00	0.00	104,478.96	4
20600	Life Insurance	5,845.00	5,845.00	0.00	0.00	0.00	0.00	5,845.00	0
20700	Medical Insurance	65,817.00	65,817.00	401.10	401.10	0.00	0.00	65,415.90	1
21200	Employer Medicare	17,370.00	17,370.00	724.53	724.53	0.00	0.00	16,645.47	4
30700	Communication	453,840.00	453,840.00	0.00	0.00	29,248.97	0.00	424,591.03	6
30800	Consultants	112,000.00	112,000.00	0.00	0.00	5,000.00	0.00	107,000.00	4
33600	Maint & Repair-Equipment	30,000.00	30,000.00	0.00	0.00	20,178.70	0.00	9,821.30	67
35500	Travel	1,000.00	1,000.00	0.00	0.00	0.00	0.00	1,000.00	0
39900	Other Contracted Services	178,706.00	178,706.00	69,310.22	69,310.22	1,400.00	0.00	107,995.78	40
43500	Office Supplies	3,000.00	3,000.00	0.00	0.00	0.00	0.00	3,000.00	0
49900	Other Supplies & Materials	52,500.00	52,500.00	0.00	0.00	0.00	0.00	52,500.00	0
52400	In-Service/Staff Development	86,500.00	86,500.00	0.00	0.00	0.00	0.00	86,500.00	0
59900	Other Charges	557,640.00	557,640.00	0.00	0.00	14,711.00	0.00	542,929.00	3
70100	Administration Equipment	1,125,400.00	1,125,400.00	0.00	0.00	9,278.97	0.00	1,116,121.03	1
79000	Other Equipment	40,000.00	40,000.00	0.00	0.00	0.00	0.00	40,000.00	0
TOTALS:	Function: 72250 - Technology	4,110,835.00	4,110,835.00	128,487.81	128,487.81	79,817.64	0.00	3,902,529.55	5

COLLIERVILLE SCHOOLS

EXPENSES BY FUNCTION

Report Code: BAT_GL_TEMPLATE

BATCH QUEUE ID 388162

FOR JULY, 2016

FUNCTION : 72310 - BOARD OF EDUCATION

Page: 12 of 23

08/15/2016

3:03:15 PM

OBJECT	DESCRIPTION	BUDGET AMOUNT	ADJUSTED BUDGET	CURRENT ACTIVITY	YTD ACTIVITY	ENCUMBRANCE	REQUISITION	UNENCUMBERED BALANCE	PERCENT ENCMBRD
18900	Other Salaries & Wages	12,000.00	12,000.00	1,000.00	1,000.00	0.00	0.00	11,000.00	8
20100	Social Security	744.00	744.00	62.00	62.00	0.00	0.00	682.00	8
20600	Life Insurance	51,722.00	51,722.00	0.00	0.00	0.00	0.00	51,722.00	0
20700	Medical Insurance	163,849.00	163,849.00	3,840.11	3,840.11	0.00	0.00	160,008.89	2
21200	Employer Medicare	174.00	174.00	14.50	14.50	0.00	0.00	159.50	8
21500	Contributions for OPEB	200,000.00	200,000.00	0.00	0.00	0.00	0.00	200,000.00	0
30500	Audit Services	49,400.00	49,400.00	0.00	0.00	0.00	0.00	49,400.00	0
32000	Dues & Memberships	12,500.00	12,500.00	0.00	0.00	0.00	0.00	12,500.00	0
33100	Legal Services	175,000.00	175,000.00	0.00	0.00	0.00	0.00	175,000.00	0
35500	Travel	300.00	300.00	0.00	0.00	0.00	0.00	300.00	0
39900	Other Contracted Services	8,915.00	8,915.00	0.00	0.00	0.00	0.00	8,915.00	0
49900	Other Supplies & Materials	200.00	200.00	0.00	0.00	0.00	0.00	200.00	0
50500	Judgments	86,000.00	86,000.00	0.00	0.00	0.00	0.00	86,000.00	0
50600	Liability Insurance	104,421.00	104,421.00	0.00	0.00	0.00	0.00	104,421.00	0
51300	On the Job Injuries	200,000.00	200,000.00	122,121.00	122,121.00	0.00	0.00	77,879.00	61
52400	In-Service/Staff Development	20,000.00	20,000.00	0.00	0.00	0.00	0.00	20,000.00	0
59900	Other Charges	545,319.00	545,319.00	0.00	0.00	0.00	0.00	545,319.00	0
TOTALS:	Function: 72310 - Board of Education	1,630,544.00	1,630,544.00	127,037.61	127,037.61	0.00	0.00	1,503,506.39	8

COLLIERVILLE SCHOOLS

EXPENSES BY FUNCTION

Report Code: BAT_GL_TEMPLATE

BATCH QUEUE ID 388162

FOR JULY, 2016

FUNCTION : 72320 - DIRECTOR OF SCHOOLS

Page: 13 of 23

08/15/2016

3:03:15 PM

OBJECT	DESCRIPTION	BUDGET AMOUNT	ADJUSTED BUDGET	CURRENT ACTIVITY	YTD ACTIVITY	ENCUMBRANCE	REQUISITION	UNENCUMBERED BALANCE	PERCENT ENCMBRD
10100	County Official/Administrative Officer	203,400.00	203,400.00	1,857.50	1,857.50	0.00	0.00	201,542.50	1
16100	Secretary(s)	59,482.00	59,482.00	1,459.59	1,459.59	0.00	0.00	58,022.41	2
18900	Other Salaries & Wages	15,000.00	15,000.00	0.00	0.00	0.00	0.00	15,000.00	0
20100	Social Security	17,229.00	17,229.00	-319.79	-319.79	0.00	0.00	17,548.79	-2
20400	State Retirement	25,257.00	25,257.00	310.62	310.62	0.00	0.00	24,946.38	1
20600	Life Insurance	1,207.00	1,207.00	0.00	0.00	0.00	0.00	1,207.00	0
20700	Medical Insurance	29,960.00	29,960.00	0.00	0.00	0.00	0.00	29,960.00	0
20800	Dental Insurance - Supt	2,000.00	2,000.00	0.00	0.00	0.00	0.00	2,000.00	0
21200	Employer Medicare	4,029.00	4,029.00	48.10	48.10	0.00	0.00	3,980.90	1
29900	Other Fringe Benefits	5,550.00	5,550.00	462.50	462.50	0.00	0.00	5,087.50	8
32000	Dues & Memberships	11,920.00	11,920.00	4,327.00	4,327.00	0.00	0.00	7,593.00	36
34800	Postal Charges	19,350.00	19,350.00	685.11	685.11	0.00	0.00	18,664.89	4
39900	Other Contracted Services	20,000.00	20,000.00	0.00	0.00	0.00	0.00	20,000.00	0
43500	Office Supplies	1,500.00	1,500.00	0.00	0.00	197.67	0.00	1,302.33	13
52400	In-Service/Staff Development	10,000.00	10,000.00	0.00	0.00	0.00	0.00	10,000.00	0
59900	Other Charges	5,000.00	5,000.00	0.00	0.00	0.00	0.00	5,000.00	0
70100	Administration Equipment	4,000.00	4,000.00	0.00	0.00	0.00	1,562.00	2,438.00	39
TOTALS:	Function: 72320 - Director of Schools	434,884.00	434,884.00	8,830.63	8,830.63	197.67	1,562.00	424,293.70	2

COLLIERVILLE SCHOOLS

EXPENSES BY FUNCTION

Page: 14 of 23

08/15/2016

3:03:15 PM

Report Code: BAT_GL_TEMPLATE

BATCH QUEUE ID 388162

FOR JULY, 2016

FUNCTION : 72410 - OFFICE OF THE PRINCIPAL

OBJECT	DESCRIPTION	BUDGET AMOUNT	ADJUSTED BUDGET	CURRENT ACTIVITY	YTD ACTIVITY	ENCUMBRANCE	REQUISITION	UNENCUMBERED BALANCE	PERCENT ENCMBRD
10401	Assistant Principals	1,674,608.00	1,674,608.00	69,143.12	69,143.12	0.00	0.00	1,605,464.88	4
10402	Elem/Md Principals	730,924.00	730,924.00	24,616.27	24,616.27	0.00	0.00	706,307.73	3
10403	Secondary/Vice Principals	197,135.00	197,135.00	6,765.95	6,765.95	0.00	0.00	190,369.05	3
11700	Career Ladder	9,000.00	9,000.00	0.00	0.00	0.00	0.00	9,000.00	0
16100	Secretary(s)	365,590.00	365,590.00	148.80	148.80	0.00	0.00	365,441.20	0
16200	Clerical Personnel	599,784.00	599,784.00	0.00	0.00	0.00	0.00	599,784.00	0
18900	Other Salaries & Wages	21,600.00	21,600.00	0.00	0.00	0.00	0.00	21,600.00	0
20100	Social Security	223,116.00	223,116.00	6,230.40	6,230.40	0.00	0.00	216,885.60	3
20400	State Retirement	325,585.00	325,585.00	9,101.38	9,101.38	0.00	0.00	316,483.62	3
20600	Life Insurance	17,345.00	17,345.00	0.00	0.00	0.00	0.00	17,345.00	0
20700	Medical Insurance	366,459.00	366,459.00	284.18	284.18	0.00	0.00	366,174.82	0
21200	Employer Medicare	52,180.00	52,180.00	1,457.15	1,457.15	0.00	0.00	50,722.85	3
32000	Dues & Memberships	10,000.00	10,000.00	0.00	0.00	0.00	0.00	10,000.00	0
35500	Travel	6,000.00	6,000.00	0.00	0.00	0.00	0.00	6,000.00	0
52400	In-Service/Staff Development	32,000.00	32,000.00	977.10	977.10	0.00	0.00	31,022.90	3
TOTALS:	Function: 72410 - Office of the Principal	4,631,326.00	4,631,326.00	118,724.35	118,724.35	0.00	0.00	4,512,601.65	3

COLLIERVILLE SCHOOLS

EXPENSES BY FUNCTION

Report Code: BAT_GL_TEMPLATE

BATCH QUEUE ID 388162

FOR JULY, 2016

FUNCTION : 72510 - FISCAL SERVICES

Page: 15 of 23

08/15/2016

3:03:15 PM

OBJECT	DESCRIPTION	BUDGET AMOUNT	ADJUSTED BUDGET	CURRENT ACTIVITY	YTD ACTIVITY	ENCUMBRANCE	REQUISITION	UNENCUMBERED BALANCE	PERCENT ENCMBRD
10500	Supervisor/Director	114,036.00	114,036.00	6,543.00	6,543.00	0.00	0.00	107,493.00	6
11900	Accountants/Bookkeepers	158,837.00	158,837.00	5,444.96	5,444.96	0.00	0.00	153,392.04	3
16100	Secretary(s)	49,046.00	49,046.00	2,416.80	2,416.80	0.00	0.00	46,629.20	5
20100	Social Security	19,959.00	19,959.00	893.10	893.10	0.00	0.00	19,065.90	4
20400	State Retirement	29,842.00	29,842.00	1,363.46	1,363.46	0.00	0.00	28,478.54	5
20600	Life Insurance	1,571.00	1,571.00	0.00	0.00	0.00	0.00	1,571.00	0
20700	Medical Insurance	44,519.00	44,519.00	0.00	0.00	0.00	0.00	44,519.00	0
21200	Employer Medicare	4,668.00	4,668.00	208.87	208.87	0.00	0.00	4,459.13	4
32000	Dues & Memberships	2,675.00	2,675.00	0.00	0.00	0.00	0.00	2,675.00	0
35500	Travel	300.00	300.00	31.64	31.64	0.00	0.00	268.36	11
39900	Other Contracted Services	194,058.00	194,058.00	5,737.00	5,737.00	0.00	0.00	188,321.00	3
43500	Office Supplies	2,400.00	2,400.00	97.91	97.91	77.36	0.00	2,224.73	7
49900	Other Supplies & Materials	1,000.00	1,000.00	0.00	0.00	0.00	0.00	1,000.00	0
52400	In-Service/Staff Development	11,800.00	11,800.00	0.00	0.00	0.00	0.00	11,800.00	0
70100	Administration Equipment	4,000.00	4,000.00	0.00	0.00	0.00	0.00	4,000.00	0
TOTALS:	Function: 72510 - Fiscal Services	638,711.00	638,711.00	22,736.74	22,736.74	77.36	0.00	615,896.90	4

COLLIERVILLE SCHOOLS

EXPENSES BY FUNCTION

Page: 16 of 23

08/15/2016

3:03:15 PM

Report Code: BAT_GL_TEMPLATE

BATCH QUEUE ID 388162

FOR JULY, 2016

FUNCTION : 72520 - HUMAN RESOURCES/PERSONNEL

OBJECT	DESCRIPTION	BUDGET AMOUNT	ADJUSTED BUDGET	CURRENT ACTIVITY	YTD ACTIVITY	ENCUMBRANCE	REQUISITION	UNENCUMBERED BALANCE	PERCENT ENCMBRD
10500	Supervisor/Director	91,962.00	91,962.00	1,664.04	1,664.04	0.00	0.00	90,297.96	2
16100	Secretary(s)	96,415.00	96,415.00	5,482.98	5,482.98	0.00	0.00	90,932.02	6
20100	Social Security	11,679.00	11,679.00	443.11	443.11	0.00	0.00	11,235.89	4
20400	State Retirement	17,251.00	17,251.00	664.56	664.56	0.00	0.00	16,586.44	4
20600	Life Insurance	919.00	919.00	0.00	0.00	0.00	0.00	919.00	0
20700	Medical Insurance	28,547.00	28,547.00	0.00	0.00	0.00	0.00	28,547.00	0
21000	Unemployment Compensation	24,000.00	24,000.00	0.00	0.00	0.00	0.00	24,000.00	0
21200	Employer Medicare	2,731.00	2,731.00	103.63	103.63	0.00	0.00	2,627.37	4
29900	Other Fringe Benefits	7,140.00	7,140.00	607.75	607.75	0.00	0.00	6,532.25	9
32000	Dues & Memberships	1,800.00	1,800.00	0.00	0.00	50.00	0.00	1,750.00	3
35500	Travel	500.00	500.00	0.00	0.00	0.00	0.00	500.00	0
39900	Other Contracted Services	12,395.00	12,395.00	2,392.00	2,392.00	0.00	0.00	10,003.00	19
41100	Data Processing Supplies	1,500.00	1,500.00	0.00	0.00	0.00	0.00	1,500.00	0
43500	Office Supplies	1,780.00	1,780.00	0.00	0.00	0.00	0.00	1,780.00	0
52400	In-Service/Staff Development	22,700.00	22,700.00	0.00	0.00	100.00	0.00	22,600.00	0
70100	Administration Equipment	3,000.00	3,000.00	0.00	0.00	1,579.00	0.00	1,421.00	53
TOTALS:	Function: 72520 - Human Resources/Personnel	324,319.00	324,319.00	11,358.07	11,358.07	1,729.00	0.00	311,231.93	4

COLLIERVILLE SCHOOLS

EXPENSES BY FUNCTION

Report Code: BAT_GL_TEMPLATE

BATCH QUEUE ID 388162

FOR JULY, 2016

FUNCTION : 72610 - OPERATION OF PLANT

Page: 17 of 23

08/15/2016

3:03:15 PM

OBJECT	DESCRIPTION	BUDGET AMOUNT	ADJUSTED BUDGET	CURRENT ACTIVITY	YTD ACTIVITY	ENCUMBRANCE	REQUISITION	UNENCUMBERED BALANCE	PERCENT ENCMBRD
16600	Custodial Personnel	420,508.00	420,508.00	11,024.22	11,024.22	0.00	0.00	409,483.78	3
20100	Social Security	26,071.00	26,071.00	683.47	683.47	0.00	0.00	25,387.53	3
20400	State Retirement	38,981.00	38,981.00	1,076.27	1,076.27	0.00	0.00	37,904.73	3
20600	Life Insurance	2,250.00	2,250.00	0.00	0.00	0.00	0.00	2,250.00	0
20700	Medical Insurance	43,703.00	43,703.00	0.00	0.00	0.00	0.00	43,703.00	0
21200	Employer Medicare	6,097.00	6,097.00	159.86	159.86	0.00	0.00	5,937.14	3
32800	Janitorial Services	1,032,350.00	1,032,350.00	82,522.22	82,522.22	0.00	0.00	949,827.78	8
39900	Other Contracted Services	189,987.00	189,987.00	6,930.00	6,930.00	0.00	0.00	183,057.00	4
41000	Custodial Supplies	15,000.00	15,000.00	0.00	0.00	0.00	0.00	15,000.00	0
41500	Electricity	1,526,206.00	1,526,206.00	0.00	0.00	0.00	0.00	1,526,206.00	0
49900	Other Supplies & Materials	6,000.00	6,000.00	0.00	0.00	0.00	0.00	6,000.00	0
50200	Building & Content Insurance	171,553.00	171,553.00	0.00	0.00	0.00	0.00	171,553.00	0
52400	In-Service/Staff Development	258.00	258.00	0.00	0.00	0.00	0.00	258.00	0
59900	Other Charges	13,920.00	13,920.00	160.00	160.00	0.00	0.00	13,760.00	1
72000	Plant Operation Equipment	8,975.00	8,975.00	0.00	0.00	0.00	0.00	8,975.00	0
TOTALS:	Function: 72610 - Operation of Plant	3,501,859.00	3,501,859.00	102,556.04	102,556.04	0.00	0.00	3,399,302.96	3

COLLIERVILLE SCHOOLS

EXPENSES BY FUNCTION

Report Code: BAT_GL_TEMPLATE

BATCH QUEUE ID 388162

FOR JULY, 2016

FUNCTION : 72620 - MAINTENANCE OF PLANT

Page: 18 of 23

08/15/2016

3:03:15 PM

OBJECT	DESCRIPTION	BUDGET AMOUNT	ADJUSTED BUDGET	CURRENT ACTIVITY	YTD ACTIVITY	ENCUMBRANCE	REQUISITION	UNENCUMBERED BALANCE	PERCENT ENCMBRD
10500	Supervisor/Director	173,664.00	173,664.00	5,844.30	5,844.30	0.00	0.00	167,819.70	3
16100	Secretary(s)	48,208.00	48,208.00	3,535.35	3,535.35	0.00	0.00	44,672.65	7
20100	Social Security	13,756.00	13,756.00	581.55	581.55	0.00	0.00	13,174.45	4
20400	State Retirement	12,139.00	12,139.00	519.79	519.79	0.00	0.00	11,619.21	4
20600	Life Insurance	500.00	500.00	0.00	0.00	0.00	0.00	500.00	0
20700	Medical Insurance	13,056.00	13,056.00	0.00	0.00	0.00	0.00	13,056.00	0
21200	Employer Medicare	3,217.00	3,217.00	136.01	136.01	0.00	0.00	3,080.99	4
33500	Maint & Repair-Building	250,000.00	250,000.00	2,193.64	2,193.64	22,878.06	0.00	224,928.30	10
33600	Maint & Repair-Equipment	75,000.00	75,000.00	0.00	0.00	0.00	0.00	75,000.00	0
35500	Travel	1,360.00	1,360.00	0.00	0.00	0.00	0.00	1,360.00	0
39900	Other Contracted Services	829,142.00	829,142.00	66,857.85	66,857.85	225.00	0.00	762,059.15	8
49900	Other Supplies & Materials	1,000.00	1,000.00	0.00	0.00	0.00	0.00	1,000.00	0
52400	In-Service/Staff Development	3,280.00	3,280.00	0.00	0.00	0.00	0.00	3,280.00	0
59900	Other Charges	15,000.00	15,000.00	0.00	0.00	1,025.00	0.00	13,975.00	7
70100	Administration Equipment	1,500.00	1,500.00	0.00	0.00	0.00	0.00	1,500.00	0
TOTALS:	Function: 72620 - Maintenance of Plant	1,440,822.00	1,440,822.00	79,668.49	79,668.49	24,128.06	0.00	1,337,025.45	7

COLLIERVILLE SCHOOLS

EXPENSES BY FUNCTION

Report Code: BAT_GL_TEMPLATE

BATCH QUEUE ID 388162

FOR JULY, 2016

FUNCTION : 72710 - TRANSPORTATION

Page: 19 of 23

08/15/2016

3:03:15 PM

OBJECT	DESCRIPTION	BUDGET AMOUNT	ADJUSTED BUDGET	CURRENT ACTIVITY	YTD ACTIVITY	ENCUMBRANCE	REQUISITION	UNENCUMBERED BALANCE	PERCENT ENCMBRD
10500	Supervisor/Director	77,225.00	77,225.00	5,047.42	5,047.42	0.00	0.00	72,177.58	7
16200	Clerical Personnel	41,616.00	41,616.00	995.86	995.86	0.00	0.00	40,620.14	2
18900	Other Salaries & Wages	172,012.00	172,012.00	14,015.63	14,015.63	0.00	0.00	157,996.37	8
20100	Social Security	18,033.00	18,033.00	1,243.68	1,243.68	0.00	0.00	16,789.32	7
20400	State Retirement	13,313.00	13,313.00	752.80	752.80	0.00	0.00	12,560.20	6
20600	Life Insurance	697.00	697.00	0.00	0.00	0.00	0.00	697.00	0
20700	Medical Insurance	13,383.00	13,383.00	0.00	0.00	0.00	0.00	13,383.00	0
21200	Employer Medicare	4,217.00	4,217.00	290.86	290.86	0.00	0.00	3,926.14	7
31200	Contracts w Private Agencies	2,300,000.00	2,300,000.00	0.00	0.00	0.00	0.00	2,300,000.00	0
35500	Travel	2,000.00	2,000.00	0.00	0.00	0.00	0.00	2,000.00	0
39900	Other Contracted Services	30,820.00	30,820.00	24,591.00	24,591.00	0.00	0.00	6,229.00	80
41200	Diesel Fuel	366,000.00	366,000.00	0.00	0.00	0.00	0.00	366,000.00	0
42500	Gasoline	5,000.00	5,000.00	204.67	204.67	0.00	0.00	4,795.33	4
49900	Other Supplies & Materials	1,000.00	1,000.00	0.00	0.00	0.00	0.00	1,000.00	0
52400	In-Service/Staff Development	3,000.00	3,000.00	0.00	0.00	0.00	0.00	3,000.00	0
59900	Other Charges	3,300.00	3,300.00	0.00	0.00	0.00	0.00	3,300.00	0
70100	Administration Equipment	1,500.00	1,500.00	0.00	0.00	0.00	0.00	1,500.00	0
TOTALS:	Function: 72710 - Transportation	3,053,116.00	3,053,116.00	47,141.92	47,141.92	0.00	0.00	3,005,974.08	2

COLLIERVILLE SCHOOLS

EXPENSES BY FUNCTION

Report Code: BAT_GL_TEMPLATE

BATCH QUEUE ID 388162

FOR JULY, 2016

FUNCTION : 72810 - CENTRAL AND OTHER

Page: 20 of 23

08/15/2016

3:03:15 PM

OBJECT	DESCRIPTION	BUDGET AMOUNT	ADJUSTED BUDGET	CURRENT ACTIVITY	YTD ACTIVITY	ENCUMBRANCE	REQUISITION	UNENCUMBERED BALANCE	PERCENT ENCMBRD
10500	Supervisor/Director	121,380.00	121,380.00	-40.32	-40.32	0.00	0.00	121,420.32	0
16100	Secretary(s)	47,369.00	47,369.00	0.00	0.00	0.00	0.00	47,369.00	0
18900	Other Salaries & Wages	75,196.00	75,196.00	0.00	0.00	0.00	0.00	75,196.00	0
20100	Social Security	15,125.00	15,125.00	-2.48	-2.48	0.00	0.00	15,127.48	0
20400	State Retirement	22,335.00	22,335.00	-3.62	-3.62	0.00	0.00	22,338.62	0
20600	Life Insurance	1,190.00	1,190.00	0.00	0.00	0.00	0.00	1,190.00	0
20700	Medical Insurance	24,721.00	24,721.00	0.00	0.00	0.00	0.00	24,721.00	0
21200	Employer Medicare	3,537.00	3,537.00	-0.58	-0.58	0.00	0.00	3,537.58	0
35500	Travel	2,000.00	2,000.00	0.00	0.00	0.00	0.00	2,000.00	0
39900	Other Contracted Services	94,000.00	94,000.00	4,305.67	4,305.67	0.00	0.00	89,694.33	5
43500	Office Supplies	41,000.00	41,000.00	0.00	0.00	812.50	0.00	40,187.50	2
52400	In-Service/Staff Development	14,475.00	14,475.00	0.00	0.00	0.00	0.00	14,475.00	0
59900	Other Charges	4,400.00	4,400.00	0.00	0.00	0.00	0.00	4,400.00	0
70100	Administration Equipment	5,500.00	5,500.00	0.00	0.00	1,879.00	0.00	3,621.00	34
TOTALS:	Function: 72810 - Central and Other	472,228.00	472,228.00	4,258.67	4,258.67	2,691.50	0.00	465,277.83	1

COLLIERVILLE SCHOOLS

EXPENSES BY FUNCTION

Report Code: BAT_GL_TEMPLATE

BATCH QUEUE ID 388162

FOR JULY, 2016

FUNCTION : 76100 - REGULAR CAPITAL OUTLAY

Page: 21 of 23

08/15/2016

3:03:15 PM

OBJECT	DESCRIPTION	BUDGET AMOUNT	ADJUSTED BUDGET	CURRENT ACTIVITY	YTD ACTIVITY	ENCUMBRANCE	REQUISITION	UNENCUMBERED BALANCE	PERCENT ENCMBRD
30400	Architects	50,000.00	50,000.00	0.00	0.00	0.00	0.00	50,000.00	0
30800	Consultants	15,000.00	15,000.00	0.00	0.00	0.00	0.00	15,000.00	0
32100	Engineering Services	30,000.00	30,000.00	0.00	0.00	0.00	0.00	30,000.00	0
39900	Other Contracted Services	10,000.00	10,000.00	0.00	0.00	508.00	0.00	9,492.00	5
70700	Building Improvements	260,000.00	260,000.00	50,490.00	50,490.00	0.00	0.00	209,510.00	19
72400	Site Development	70,000.00	70,000.00	0.00	0.00	0.00	0.00	70,000.00	0
79900	Other Capital Outlay	407,683.00	407,683.00	0.00	0.00	4,795.00	0.00	402,888.00	1
TOTALS:	Function: 76100 - Regular Capital Outlay	842,683.00	842,683.00	50,490.00	50,490.00	5,303.00	0.00	786,890.00	7

COLLIERVILLE SCHOOLS

EXPENSES BY FUNCTION

Page: 22 of 23

08/15/2016

3:03:15 PM

Report Code: BAT_GL_TEMPLATE

BATCH QUEUE ID 388162

	BUDGET AMOUNT	ADJUSTED BUDGET	CURRENT ACTIVITY	YTD ACTIVITY	ENCUMBRANCE	REQUISITION	UNENCUMBERED BALANCE	PERCENT ENCMBRD
GRAND TOTAL:	71,471,852.00	71,510,852.00	1,478,725.73	1,478,725.73	1,000,500.18	11,315.72	69,020,310.37	3

SCHOOL NUTRITION

COLLIERVILLE SCHOOLS

REVENUE BY FUNC

BATCH QUEUE ID 388092

FOR JULY, 2016

FUNCTION 1ST: 4 -

Page: 1 of 3

08/15/2016

9:06:33 AM

Report Code: BAT_GL_TEMPLATE

FUNCTION	DESCRIPTION	BUDGET AMOUNT	ADJUSTED BUDGET	CURRENT ACTIVITY	YTD ACTIVITY	ENCUMBRANCE	REQUISITION	UNENCUMBERED BALANCE	PERCENT ENCMBRD
43521	Lunch Payments Children	610,000.00	610,000.00	0.00	0.00	0.00	0.00	610,000.00	0
43522	Lunch Payments Adults	44,000.00	44,000.00	0.00	0.00	0.00	0.00	44,000.00	0
43523	Income from Breakfast	42,000.00	42,000.00	0.00	0.00	0.00	0.00	42,000.00	0
43525	Ala Carte Sales	460,000.00	460,000.00	0.00	0.00	0.00	0.00	460,000.00	0
43990	Other Charges for Services	3,000.00	3,000.00	0.00	0.00	0.00	0.00	3,000.00	0
44990	Other Local Revenue	261,451.00	261,451.00	0.00	0.00	0.00	0.00	261,451.00	0
46520	School Food Service	13,500.00	13,500.00	0.00	0.00	0.00	0.00	13,500.00	0
47111	USDA School Lunch Program	510,000.00	510,000.00	0.00	0.00	0.00	0.00	510,000.00	0
47112	USDA Commodities	107,000.00	107,000.00	0.00	0.00	0.00	0.00	107,000.00	0
47113	Breakfast	90,000.00	90,000.00	0.00	0.00	0.00	0.00	90,000.00	0
TOTALS:	Function: 4 -	2,140,951.00	2,140,951.00	0.00	0.00	0.00	0.00	2,140,951.00	0

COLLIERVILLE SCHOOLS

REVENUE BY FUNC

BATCH QUEUE ID 388092

Page: 2 of 3

08/15/2016

9:06:33 AM

Report Code: BAT_GL_TEMPLATE

	BUDGET AMOUNT	ADJUSTED BUDGET	CURRENT ACTIVITY	YTD ACTIVITY	ENCUMBRANCE	REQUISITION	UNENCUMBERED BALANCE	PERCENT ENCMBRD
GRAND TOTAL:	2,140,951.00	2,140,951.00	0.00	0.00	0.00	0.00	2,140,951.00	0

COLLIERVILLE SCHOOLS

EXPENSES BY FUNCTION

Page: 1 of 3

08/15/2016

9:06:02 AM

Report Code: BAT_GL_TEMPLATE

BATCH QUEUE ID 388091

FOR JULY, 2016

FUNCTION : 73100 - FOOD SERVICE

OBJECT	DESCRIPTION	BUDGET AMOUNT	ADJUSTED BUDGET	CURRENT ACTIVITY	YTD ACTIVITY	ENCUMBRANCE	REQUISITION	UNENCUMBERED BALANCE	PERCENT ENCMBRD
10500	Supervisor/Director	176,030.00	176,030.00	4,500.09	4,500.09	0.00	0.00	171,529.91	3
16200	Clerical Personnel	41,616.00	41,616.00	3,468.00	3,468.00	0.00	0.00	38,148.00	8
16501	Cafeteria Managers	272,079.00	272,079.00	0.00	0.00	0.00	0.00	272,079.00	0
16502	School Nutrition Technicians	383,848.00	383,848.00	0.00	0.00	0.00	0.00	383,848.00	0
20100	Social Security	54,163.00	54,163.00	494.04	494.04	0.00	0.00	53,668.96	1
20400	State Retirement	80,576.00	80,576.00	743.24	743.24	0.00	0.00	79,832.76	1
20600	Life Insurance	5,725.00	5,725.00	0.00	0.00	0.00	0.00	5,725.00	0
20700	Medical Insurance	180,543.00	180,543.00	0.00	0.00	0.00	0.00	180,543.00	0
21200	Employer Medicare	12,667.00	12,667.00	115.53	115.53	0.00	0.00	12,551.47	1
33600	Maint & Repair-Equipment	70,000.00	70,000.00	0.00	0.00	0.00	0.00	70,000.00	0
35400	Transportation - Food	4,000.00	4,000.00	0.00	0.00	0.00	0.00	4,000.00	0
35500	Travel	1,000.00	1,000.00	0.00	0.00	0.00	0.00	1,000.00	0
39900	Other Contracted Services	64,680.00	64,680.00	320.00	320.00	4,938.31	0.00	59,421.69	8
42200	Food Supplies	552,362.00	552,362.00	0.00	0.00	63,916.40	6,194.35	482,251.25	13
43500	Office Supplies	6,000.00	6,000.00	0.00	0.00	0.00	0.00	6,000.00	0
46900	USDA Commodities	107,000.00	107,000.00	0.00	0.00	0.00	0.00	107,000.00	0
49900	Other Supplies & Materials	60,000.00	60,000.00	0.00	0.00	10,312.99	3,576.63	46,110.38	23
52400	In-Service/Staff Development	4,000.00	4,000.00	0.00	0.00	591.00	0.00	3,409.00	15
59900	Other Charges	20,000.00	20,000.00	0.00	0.00	0.00	0.00	20,000.00	0
71000	Food Service Equipment	44,662.00	44,662.00	0.00	0.00	0.00	0.00	44,662.00	0
TOTALS:	Function: 73100 - Food Service	2,140,951.00	2,140,951.00	9,640.90	9,640.90	79,758.70	9,770.98	2,041,780.42	5

COLLIERVILLE SCHOOLS

EXPENSES BY FUNCTION

Report Code: BAT_GL_TEMPLATE

BATCH QUEUE ID 388091

	BUDGET AMOUNT	ADJUSTED BUDGET	CURRENT ACTIVITY	YTD ACTIVITY	ENCUMBRANCE	REQUISITION	UNENCUMBERED BALANCE	PERCENT ENCMBRD
GRAND TOTAL:	2,140,951.00	2,140,951.00	9,640.90	9,640.90	79,758.70	9,770.98	2,041,780.42	5

FEDERAL PROGRAMS

COLLIERVILLE SCHOOLS

REVENUE BY FUNC

BATCH QUEUE ID 388100

FOR JULY, 2016

PROJECT : 0107 - CONSOLIDATED ADMIN 2016-17

Page: 1 of 10

08/15/2016

9:18:00 AM

Report Code: BAT_GL_TEMPLATE

FUNCTION	DESCRIPTION	BUDGET AMOUNT	ADJUSTED BUDGET	CURRENT ACTIVITY	YTD ACTIVITY	ENCUMBRANCE	REQUISITION	UNENCUMBERED BALANCE	PERCENT ENCMBRD
47590	Other Federal Thru State	169,678.00	169,678.00	0.00	0.00	0.00	0.00	169,678.00	0
TOTALS:	Project: 0107 - Consolidated Admin 2016- 17	169,678.00	169,678.00	0.00	0.00	0.00	0.00	169,678.00	0

COLLIERVILLE SCHOOLS

REVENUE BY FUNC

BATCH QUEUE ID 388100

FOR JULY, 2016

PROJECT : 1007 - TITLE I 2016-17

Page: 2 of 10

08/15/2016

9:18:00 AM

Report Code: BAT_GL_TEMPLATE

FUNCTION	DESCRIPTION	BUDGET AMOUNT	ADJUSTED BUDGET	CURRENT ACTIVITY	YTD ACTIVITY	ENCUMBRANCE	REQUISITION	UNENCUMBERED BALANCE	PERCENT ENCMBRD
47141	Title I - Grants to Local Education Agencies	513,500.47	513,500.47	0.00	0.00	0.00	0.00	513,500.47	0
TOTALS:	Project: 1007 - Title I 2016- 17	513,500.47	513,500.47	0.00	0.00	0.00	0.00	513,500.47	0

COLLIERVILLE SCHOOLS

REVENUE BY FUNC

Report Code: BAT_GL_TEMPLATE

BATCH QUEUE ID 388100

FOR JULY, 2016

PROJECT : 2007 - TITLE II 2016-17

FUNCTION	DESCRIPTION	BUDGET AMOUNT	ADJUSTED BUDGET	CURRENT ACTIVITY	YTD ACTIVITY	ENCUMBRANCE	REQUISITION	UNENCUMBERED BALANCE	PERCENT ENCMBRD
47189	Title II - Professional Development	265,779.00	265,779.00	0.00	0.00	0.00	0.00	265,779.00	0
TOTALS:	Project: 2007 - Title II 2016 -17	265,779.00	265,779.00	0.00	0.00	0.00	0.00	265,779.00	0

COLLIERVILLE SCHOOLS

REVENUE BY FUNC

Report Code: BAT_GL_TEMPLATE

BATCH QUEUE ID 388100

FOR JULY, 2016

PROJECT : 3007 - TITLE III 2016-17

FUNCTION	DESCRIPTION	BUDGET AMOUNT	ADJUSTED BUDGET	CURRENT ACTIVITY	YTD ACTIVITY	ENCUMBRANCE	REQUISITION	UNENCUMBERED BALANCE	PERCENT ENCMBRD
47146	English Language Acquisition Grants	30,836.32	30,836.32	0.00	0.00	0.00	0.00	30,836.32	0
TOTALS:	Project: 3007 - Title III 2016-17	30,836.32	30,836.32	0.00	0.00	0.00	0.00	30,836.32	0

COLLIERVILLE SCHOOLS

REVENUE BY FUNC

BATCH QUEUE ID 388100

FOR JULY, 2016

PROJECT : 8907 - IDEA DISC STATEWIDE ASSESSMENTS 16-17

Page: 5 of 10

08/15/2016

9:18:00 AM

Report Code: BAT_GL_TEMPLATE

FUNCTION	DESCRIPTION	BUDGET AMOUNT	ADJUSTED BUDGET	CURRENT ACTIVITY	YTD ACTIVITY	ENCUMBRANCE	REQUISITION	UNENCUMBERED BALANCE	PERCENT ENCMBRD
47143	Special Education - Grants to States	88,204.75	88,204.75	0.00	0.00	0.00	0.00	88,204.75	0
TOTALS:	Project: 8907 - IDEA Disc Statewide Assessments 16 -17	88,204.75	88,204.75	0.00	0.00	0.00	0.00	88,204.75	0

COLLIERVILLE SCHOOLS

REVENUE BY FUNC

BATCH QUEUE ID 388100

FOR JULY, 2016

PROJECT : 8917 - IDEA DISC SUPPLEMENTAL 2016-17

Page: 6 of 10

08/15/2016

9:18:00 AM

Report Code: BAT_GL_TEMPLATE

FUNCTION	DESCRIPTION	BUDGET AMOUNT	ADJUSTED BUDGET	CURRENT ACTIVITY	YTD ACTIVITY	ENCUMBRANCE	REQUISITION	UNENCUMBERED BALANCE	PERCENT ENCMBRD
47143	Special Education - Grants to States	5,965.89	5,965.89	0.00	0.00	0.00	0.00	5,965.89	0
TOTALS:	Project: 8917 - IDEA Disc Supplemental 2016-17	5,965.89	5,965.89	0.00	0.00	0.00	0.00	5,965.89	0

COLLIERVILLE SCHOOLS

REVENUE BY FUNC

BATCH QUEUE ID 388100

FOR JULY, 2016

PROJECT : 9007 - IDEA PART B 2016-17

Page: 7 of 10

08/15/2016

9:18:00 AM

Report Code: BAT_GL_TEMPLATE

FUNCTION	DESCRIPTION	BUDGET AMOUNT	ADJUSTED BUDGET	CURRENT ACTIVITY	YTD ACTIVITY	ENCUMBRANCE	REQUISITION	UNENCUMBERED BALANCE	PERCENT ENCMBRD
47143	Special Education - Grants to States	1,560,778.00	1,560,778.00	0.00	0.00	0.00	0.00	1,560,778.00	0
TOTALS:	Project: 9007 - IDEA Part B 2016-17	1,560,778.00	1,560,778.00	0.00	0.00	0.00	0.00	1,560,778.00	0

COLLIERVILLE SCHOOLS

REVENUE BY FUNC

BATCH QUEUE ID 388100

FOR JULY, 2016

PROJECT : 9107 - IDEA PRESCHOOL INCENTIVE 2016-17

Page: 8 of 10

08/15/2016

9:18:00 AM

Report Code: BAT_GL_TEMPLATE

FUNCTION	DESCRIPTION	BUDGET AMOUNT	ADJUSTED BUDGET	CURRENT ACTIVITY	YTD ACTIVITY	ENCUMBRANCE	REQUISITION	UNENCUMBERED BALANCE	PERCENT ENCMBRD
47145	Special Education Preschool Grants	17,710.00	17,710.00	0.00	0.00	0.00	0.00	17,710.00	0
TOTALS:	Project: 9107 - IDEA Preschool Incentive 2016- 17	17,710.00	17,710.00	0.00	0.00	0.00	0.00	17,710.00	0

COLLIERVILLE SCHOOLS

REVENUE BY FUNC

BATCH QUEUE ID 388100

Page: 9 of 10

08/15/2016

9:18:00 AM

Report Code: BAT_GL_TEMPLATE

	BUDGET AMOUNT	ADJUSTED BUDGET	CURRENT ACTIVITY	YTD ACTIVITY	ENCUMBRANCE	REQUISITION	UNENCUMBERED BALANCE	PERCENT ENCMBRD
GRAND TOTAL:	2,652,452.43	2,652,452.43	0.00	0.00	0.00	0.00	2,652,452.43	0

COLLIERVILLE SCHOOLS

EXPENSES BY FUNCTION

Page: 1 of 10

08/15/2016

9:17:29 AM

Report Code: BAT_GL_TEMPLATE

BATCH QUEUE ID 388099

FOR JULY, 2016

PROJECT : 0107 - CONSOLIDATED ADMIN 2016-17

OBJECT	DESCRIPTION	BUDGET AMOUNT	ADJUSTED BUDGET	CURRENT ACTIVITY	YTD ACTIVITY	ENCUMBRANCE	REQUISITION	UNENCUMBERED BALANCE	PERCENT ENCMBRD
Function : 72210 - Regular Instruction Program Support									
10500	Supervisor/Director	86,197.00	86,197.00	7,183.02	7,183.02	0.00	0.00	79,013.98	8
16200	Clerical Personnel	39,824.00	39,824.00	3,275.46	3,275.46	0.00	0.00	36,548.54	8
18900	Other Salaries & Wages	6,187.00	6,187.00	515.58	515.58	0.00	0.00	5,671.42	8
20100	Social Security	8,197.00	8,197.00	680.39	680.39	0.00	0.00	7,516.61	8
20400	State Retirement	12,058.00	12,058.00	991.94	991.94	0.00	0.00	11,066.06	8
20600	Life Insurance	600.00	600.00	0.00	0.00	0.00	0.00	600.00	0
20700	Medical Insurance	5,880.00	5,880.00	0.00	0.00	0.00	0.00	5,880.00	0
21200	Employer Medicare	1,917.00	1,917.00	159.14	159.14	0.00	0.00	1,757.86	8
52400	In-Service/Staff Development	5,000.78	5,000.78	0.00	0.00	0.00	0.00	5,000.78	0
79000	Other Equipment	500.00	500.00	0.00	0.00	0.00	0.00	500.00	0
TOTALS:	Function: 72210 - Regular Instruction Program Support	166,360.78	166,360.78	12,805.53	12,805.53	0.00	0.00	153,555.25	8
Function : 99100 - Transfers Out									
50400	Indirect Cost	3,317.22	3,317.22	0.00	0.00	0.00	0.00	3,317.22	0
TOTALS:	Function: 99100 - Transfers Out	3,317.22	3,317.22	0.00	0.00	0.00	0.00	3,317.22	0
TOTALS:	Project: 0107 - Consolidated Admin 2016-17	169,678.00	169,678.00	12,805.53	12,805.53	0.00	0.00	156,872.47	8

COLLIERVILLE SCHOOLS

EXPENSES BY FUNCTION

Page: 2 of 10

08/15/2016

9:17:29 AM

Report Code: BAT_GL_TEMPLATE

BATCH QUEUE ID 388099

FOR JULY, 2016

PROJECT : 1007 - TITLE I 2016-17

OBJECT	DESCRIPTION	BUDGET AMOUNT	ADJUSTED BUDGET	CURRENT ACTIVITY	YTD ACTIVITY	ENCUMBRANCE	REQUISITION	UNENCUMBERED BALANCE	PERCENT ENCMBRD
Function : 71100 - Regular Instruction Program									
11600	Teachers	244,893.00	244,893.00	0.00	0.00	0.00	0.00	244,893.00	0
16300	Educational Assistants	107,750.00	107,750.00	0.00	0.00	0.00	0.00	107,750.00	0
20100	Social Security	21,900.00	21,900.00	0.00	0.00	0.00	0.00	21,900.00	0
20400	State Retirement	31,900.00	31,900.00	0.00	0.00	0.00	0.00	31,900.00	0
20600	Life Insurance	1,350.00	1,350.00	0.00	0.00	0.00	0.00	1,350.00	0
20700	Medical Insurance	31,343.00	31,343.00	0.00	0.00	0.00	0.00	31,343.00	0
21200	Employer Medicare	5,120.00	5,120.00	0.00	0.00	0.00	0.00	5,120.00	0
42900	Instructional Supplies & Materials	37,056.95	37,056.95	945.81	945.81	0.00	0.00	36,111.14	3
TOTALS:	Function: 71100 - Regular Instruction Program	481,312.95	481,312.95	945.81	945.81	0.00	0.00	480,367.14	0
Function : 72210 - Regular Instruction Program Support									
30800	Consultants	14,705.88	14,705.88	0.00	0.00	0.00	0.00	14,705.88	0
49900	Other Supplies & Materials	7,413.00	7,413.00	0.00	0.00	0.00	0.00	7,413.00	0
TOTALS:	Function: 72210 - Regular Instruction Program Support	22,118.88	22,118.88	0.00	0.00	0.00	0.00	22,118.88	0
Function : 99100 - Transfers Out									
50400	Indirect Cost	10,068.64	10,068.64	0.00	0.00	0.00	0.00	10,068.64	0
TOTALS:	Function: 99100 - Transfers Out	10,068.64	10,068.64	0.00	0.00	0.00	0.00	10,068.64	0
TOTALS:	Project: 1007 - Title I 2016-17	513,500.47	513,500.47	945.81	945.81	0.00	0.00	512,554.66	0

COLLIERVILLE SCHOOLS

EXPENSES BY FUNCTION

Page: 3 of 10

08/15/2016

9:17:29 AM

Report Code: BAT_GL_TEMPLATE

BATCH QUEUE ID 388099

FOR JULY, 2016

PROJECT : 2007 - TITLE II 2016-17

OBJECT	DESCRIPTION	BUDGET AMOUNT	ADJUSTED BUDGET	CURRENT ACTIVITY	YTD ACTIVITY	ENCUMBRANCE	REQUISITION	UNENCUMBERED BALANCE	PERCENT ENCMBRD
Function : 72210 - Regular Instruction Program Support									
18900	Other Salaries & Wages	71,041.00	71,041.00	0.00	0.00	0.00	0.00	71,041.00	0
20100	Social Security	4,410.00	4,410.00	0.00	0.00	0.00	0.00	4,410.00	0
20400	State Retirement	6,430.00	6,430.00	0.00	0.00	0.00	0.00	6,430.00	0
20600	Life Insurance	300.00	300.00	0.00	0.00	0.00	0.00	300.00	0
20700	Medical Insurance	11,740.00	11,740.00	0.00	0.00	0.00	0.00	11,740.00	0
21200	Employer Medicare	1,035.00	1,035.00	0.00	0.00	0.00	0.00	1,035.00	0
30800	Consultants	69,000.00	69,000.00	0.00	0.00	0.00	0.00	69,000.00	0
49900	Other Supplies & Materials	2,000.00	2,000.00	0.00	0.00	0.00	0.00	2,000.00	0
52400	In-Service/Staff Development	78,917.64	78,917.64	0.00	0.00	16,390.75	0.00	62,526.89	21
52401	In Service/Staff Dev - Non Public	5,890.09	5,890.09	0.00	0.00	0.00	0.00	5,890.09	0
79000	Other Equipment	10,000.00	10,000.00	0.00	0.00	0.00	0.00	10,000.00	0
TOTALS:	Function: 72210 - Regular Instruction Program Support	260,763.73	260,763.73	0.00	0.00	16,390.75	0.00	244,372.98	6
Function : 99100 - Transfers Out									
50400	Indirect Cost	5,015.27	5,015.27	0.00	0.00	0.00	0.00	5,015.27	0
TOTALS:	Function: 99100 - Transfers Out	5,015.27	5,015.27	0.00	0.00	0.00	0.00	5,015.27	0
TOTALS:	Project: 2007 - Title II 2016 -17	265,779.00	265,779.00	0.00	0.00	16,390.75	0.00	249,388.25	6

COLLIERVILLE SCHOOLS

EXPENSES BY FUNCTION

Page: 4 of 10

08/15/2016

9:17:29 AM

Report Code: BAT_GL_TEMPLATE

BATCH QUEUE ID 388099

FOR JULY, 2016

PROJECT : 3007 - TITLE III 2016-17

OBJECT	DESCRIPTION	BUDGET AMOUNT	ADJUSTED BUDGET	CURRENT ACTIVITY	YTD ACTIVITY	ENCUMBRANCE	REQUISITION	UNENCUMBERED BALANCE	PERCENT ENCMBRD
Function : 72210 - Regular Instruction Program Support									
19600	In-Service Training	5,000.00	5,000.00	0.00	0.00	0.00	0.00	5,000.00	0
20100	Social Security	310.00	310.00	0.00	0.00	0.00	0.00	310.00	0
20400	State Retirement	452.00	452.00	0.00	0.00	0.00	0.00	452.00	0
21200	Employer Medicare	73.00	73.00	0.00	0.00	0.00	0.00	73.00	0
49900	Other Supplies & Materials	6,935.98	6,935.98	0.00	0.00	0.00	0.00	6,935.98	0
52400	In-Service/Staff Development	3,000.00	3,000.00	0.00	0.00	0.00	0.00	3,000.00	0
79000	Other Equipment	14,749.92	14,749.92	0.00	0.00	0.00	0.00	14,749.92	0
TOTALS:	Function: 72210 - Regular Instruction Program Support	30,520.90	30,520.90	0.00	0.00	0.00	0.00	30,520.90	0
Function : 99100 - Transfers Out									
50400	Indirect Cost	315.42	315.42	0.00	0.00	0.00	0.00	315.42	0
TOTALS:	Function: 99100 - Transfers Out	315.42	315.42	0.00	0.00	0.00	0.00	315.42	0
TOTALS:	Project: 3007 - Title III 2016-17	30,836.32	30,836.32	0.00	0.00	0.00	0.00	30,836.32	0

COLLIERVILLE SCHOOLS

EXPENSES BY FUNCTION

Page: 5 of 10

08/15/2016

9:17:29 AM

Report Code: BAT_GL_TEMPLATE

BATCH QUEUE ID 388099

FOR JULY, 2016

PROJECT : 8907 - IDEA DISC STATEWIDE ASSESSMENTS 16-17

OBJECT	DESCRIPTION	BUDGET AMOUNT	ADJUSTED BUDGET	CURRENT ACTIVITY	YTD ACTIVITY	ENCUMBRANCE	REQUISITION	UNENCUMBERED BALANCE	PERCENT ENCMBRD
Function : 71200 - Special Education Program									
42900	Instructional Supplies & Materials	79,769.36	79,769.36	0.00	0.00	79,508.80	0.00	260.56	100
72500	Special Education Equipment	6,840.00	6,840.00	0.00	0.00	0.00	0.00	6,840.00	0
TOTALS:	Function: 71200 - Special Education Program	86,609.36	86,609.36	0.00	0.00	79,508.80	0.00	7,100.56	92
Function : 99100 - Transfers Out									
50400	Indirect Cost	1,595.39	1,595.39	0.00	0.00	0.00	0.00	1,595.39	0
TOTALS:	Function: 99100 - Transfers Out	1,595.39	1,595.39	0.00	0.00	0.00	0.00	1,595.39	0
TOTALS:	Project: 8907 - IDEA Disc Statewide Assessments 16-17	88,204.75	88,204.75	0.00	0.00	79,508.80	0.00	8,695.95	90

COLLIERVILLE SCHOOLS

EXPENSES BY FUNCTION

Page: 6 of 10

08/15/2016

9:17:29 AM

Report Code: BAT_GL_TEMPLATE

BATCH QUEUE ID 388099

FOR JULY, 2016

PROJECT : 8917 - IDEA DISC SUPPLEMENTAL 2016-17

OBJECT	DESCRIPTION	BUDGET AMOUNT	ADJUSTED BUDGET	CURRENT ACTIVITY	YTD ACTIVITY	ENCUMBRANCE	REQUISITION	UNENCUMBERED BALANCE	PERCENT ENCMBRD
Function : 72220 - Special Education Program Support									
49900	Other Supplies & Materials	3,165.89	3,165.89	0.00	0.00	3,165.89	0.00	0.00	100
52400	In-Service/Staff Development	2,800.00	2,800.00	0.00	0.00	0.00	0.00	2,800.00	0
TOTALS:	Function: 72220 - Special Education Program Support	5,965.89	5,965.89	0.00	0.00	3,165.89	0.00	2,800.00	53
TOTALS:	Project: 8917 - IDEA Disc Supplemental 2016-17	5,965.89	5,965.89	0.00	0.00	3,165.89	0.00	2,800.00	53

COLLIERVILLE SCHOOLS

EXPENSES BY FUNCTION

Page: 7 of 10

08/15/2016

9:17:29 AM

Report Code: BAT_GL_TEMPLATE

BATCH QUEUE ID 388099

FOR JULY, 2016

PROJECT : 9007 - IDEA PART B 2016-17

OBJECT	DESCRIPTION	BUDGET AMOUNT	ADJUSTED BUDGET	CURRENT ACTIVITY	YTD ACTIVITY	ENCUMBRANCE	REQUISITION	UNENCUMBERED BALANCE	PERCENT ENCMBRD
Function : 71200 - Special Education Program									
11600	Teachers	345,702.00	345,702.00	0.00	0.00	0.00	0.00	345,702.00	0
12800	Homebound Teachers	40,647.00	40,647.00	3,387.22	3,387.22	0.00	0.00	37,259.78	8
16300	Educational Assistants	592,466.00	592,466.00	0.00	0.00	0.00	0.00	592,466.00	0
20100	Social Security	60,687.00	60,687.00	210.01	210.01	0.00	0.00	60,476.99	0
20400	State Retirement	88,485.00	88,485.00	306.20	306.20	0.00	0.00	88,178.80	0
20600	Life Insurance	4,070.00	4,070.00	0.00	0.00	0.00	0.00	4,070.00	0
20700	Medical Insurance	106,400.00	106,400.00	0.00	0.00	0.00	0.00	106,400.00	0
21200	Employer Medicare	14,193.00	14,193.00	49.11	49.11	0.00	0.00	14,143.89	0
39900	Other Contracted Services	5,494.87	5,494.87	0.00	0.00	0.00	0.00	5,494.87	0
39901	Other Contr Svcs - Brunswick Day School	23,122.64	23,122.64	0.00	0.00	0.00	0.00	23,122.64	0
TOTALS:	Function: 71200 - Special Education Program	1,281,267.51	1,281,267.51	3,952.54	3,952.54	0.00	0.00	1,277,314.97	0
Function : 72220 - Special Education Program Support									
18900	Other Salaries & Wages	202,536.00	202,536.00	0.00	0.00	0.00	0.00	202,536.00	0
20100	Social Security	12,558.00	12,558.00	0.00	0.00	0.00	0.00	12,558.00	0
20400	State Retirement	18,310.00	18,310.00	0.00	0.00	0.00	0.00	18,310.00	0
20600	Life Insurance	825.00	825.00	0.00	0.00	0.00	0.00	825.00	0
20700	Medical Insurance	11,740.00	11,740.00	0.00	0.00	0.00	0.00	11,740.00	0
21200	Employer Medicare	2,938.00	2,938.00	0.00	0.00	0.00	0.00	2,938.00	0
TOTALS:	Function: 72220 - Special Education Program Support	248,907.00	248,907.00	0.00	0.00	0.00	0.00	248,907.00	0
Function : 99100 - Transfers Out									
50400	Indirect Cost	30,603.49	30,603.49	0.00	0.00	0.00	0.00	30,603.49	0
TOTALS:	Function: 99100 - Transfers Out	30,603.49	30,603.49	0.00	0.00	0.00	0.00	30,603.49	0
TOTALS:	Project: 9007 - IDEA Part B 2016-17	1,560,778.00	1,560,778.00	3,952.54	3,952.54	0.00	0.00	1,556,825.46	0

COLLIERVILLE SCHOOLS

EXPENSES BY FUNCTION

Page: 8 of 10

08/15/2016

9:17:29 AM

Report Code: BAT_GL_TEMPLATE

BATCH QUEUE ID 388099

FOR JULY, 2016

PROJECT : 9107 - IDEA PRESCHOOL INCENTIVE 2016-17

OBJECT	DESCRIPTION	BUDGET AMOUNT	ADJUSTED BUDGET	CURRENT ACTIVITY	YTD ACTIVITY	ENCUMBRANCE	REQUISITION	UNENCUMBERED BALANCE	PERCENT ENCMBRD
Function : 71200 - Special Education Program									
39900	Other Contracted Services	1,265.00	1,265.00	0.00	0.00	0.00	0.00	1,265.00	0
42900	Instructional Supplies & Materials	4,735.00	4,735.00	0.00	0.00	0.00	0.00	4,735.00	0
72500	Special Education Equipment	11,590.00	11,590.00	0.00	0.00	0.00	0.00	11,590.00	0
TOTALS:	Function: 71200 - Special Education Program	17,590.00	17,590.00	0.00	0.00	0.00	0.00	17,590.00	0
Function : 99100 - Transfers Out									
50400	Indirect Cost	120.00	120.00	0.00	0.00	0.00	0.00	120.00	0
TOTALS:	Function: 99100 - Transfers Out	120.00	120.00	0.00	0.00	0.00	0.00	120.00	0
TOTALS:	Project: 9107 - IDEA Preschool Incentive 2016-17	17,710.00	17,710.00	0.00	0.00	0.00	0.00	17,710.00	0

COLLIERVILLE SCHOOLS

EXPENSES BY FUNCTION

Page: 9 of 10

08/15/2016

9:17:29 AM

Report Code: BAT_GL_TEMPLATE

BATCH QUEUE ID 388099

	BUDGET AMOUNT	ADJUSTED BUDGET	CURRENT ACTIVITY	YTD ACTIVITY	ENCUMBRANCE	REQUISITION	UNENCUMBERED BALANCE	PERCENT ENCMBRD
GRAND TOTAL:	2,652,452.43	2,652,452.43	17,703.88	17,703.88	99,065.44	0.00	2,535,683.11	4

DISCRETIONARY GRANTS

COLLIERVILLE SCHOOLS

REVENUE BY FUNC

BATCH QUEUE ID 388098

FOR JULY, 2016

PROJECT : 8017 - VOLUNTARY PRE-K 2016-17

Page: 1 of 9

08/15/2016

9:15:18 AM

Report Code: BAT_GL_TEMPLATE

FUNCTION	DESCRIPTION	BUDGET AMOUNT	ADJUSTED BUDGET	CURRENT ACTIVITY	YTD ACTIVITY	ENCUMBRANCE	REQUISITION	UNENCUMBERED BALANCE	PERCENT ENCMBRD
46590	Other State Education Funds	89,281.00	89,281.00	0.00	0.00	0.00	0.00	89,281.00	0
TOTALS:	Project: 8017 - Voluntary Pre-K 2016-17	89,281.00	89,281.00	0.00	0.00	0.00	0.00	89,281.00	0

COLLIERVILLE SCHOOLS

REVENUE BY FUNC

BATCH QUEUE ID 388098

FOR JULY, 2016

PROJECT : 8027 - COORDINATED SCHOOL HEALTH 2016-17

Page: 2 of 9

08/15/2016

9:15:18 AM

Report Code: BAT_GL_TEMPLATE

FUNCTION	DESCRIPTION	BUDGET AMOUNT	ADJUSTED BUDGET	CURRENT ACTIVITY	YTD ACTIVITY	ENCUMBRANCE	REQUISITION	UNENCUMBERED BALANCE	PERCENT ENCMBRD
46591	Coordinated School Health	90,000.00	90,000.00	0.00	0.00	0.00	0.00	90,000.00	0
TOTALS:	Project: 8027 - Coordinated School Health 2016-17	90,000.00	90,000.00	0.00	0.00	0.00	0.00	90,000.00	0

COLLIERVILLE SCHOOLS

REVENUE BY FUNC

BATCH QUEUE ID 388098

FOR JULY, 2016

PROJECT : 8035 - TEACHER LEADER COUNCIL GRANT

Page: 3 of 9

08/15/2016

9:15:18 AM

Report Code: BAT_GL_TEMPLATE

FUNCTION	DESCRIPTION	BUDGET AMOUNT	ADJUSTED BUDGET	CURRENT ACTIVITY	YTD ACTIVITY	ENCUMBRANCE	REQUISITION	UNENCUMBERED BALANCE	PERCENT ENCMBRD
46590	Other State Education Funds	1,997.17	1,997.17	1,997.17	1,997.17	0.00	0.00	0.00	100
TOTALS:	Project: 8035 - Teacher Leader Council Grant	1,997.17	1,997.17	1,997.17	1,997.17	0.00	0.00	0.00	100

COLLIERVILLE SCHOOLS

REVENUE BY FUNC

BATCH QUEUE ID 388098

FOR JULY, 2016

PROJECT : 8036 - AMERICA'S FARMERS GROW

Page: 4 of 9

08/15/2016

9:15:18 AM

Report Code: BAT_GL_TEMPLATE

FUNCTION	DESCRIPTION	BUDGET AMOUNT	ADJUSTED BUDGET	CURRENT ACTIVITY	YTD ACTIVITY	ENCUMBRANCE	REQUISITION	UNENCUMBERED BALANCE	PERCENT ENCMBRD
44990	Other Local Revenue	796.31	796.31	796.31	796.31	0.00	0.00	0.00	100
TOTALS:	Project: 8036 - America's Farmers Grow	796.31	796.31	796.31	796.31	0.00	0.00	0.00	100

COLLIERVILLE SCHOOLS

REVENUE BY FUNC

BATCH QUEUE ID 388098

FOR JULY, 2016

PROJECT : 8037 - SAFE SCHOOLS 2016-17

Page: 5 of 9

08/15/2016

9:15:18 AM

Report Code: BAT_GL_TEMPLATE

FUNCTION	DESCRIPTION	BUDGET AMOUNT	ADJUSTED BUDGET	CURRENT ACTIVITY	YTD ACTIVITY	ENCUMBRANCE	REQUISITION	UNENCUMBERED BALANCE	PERCENT ENCMBRD
46590	Other State Education Funds	38,030.00	38,030.00	0.00	0.00	0.00	0.00	38,030.00	0
TOTALS:	Project: 8037 - Safe Schools 2016-17	38,030.00	38,030.00	0.00	0.00	0.00	0.00	38,030.00	0

COLLIERVILLE SCHOOLS

REVENUE BY FUNC

BATCH QUEUE ID 388098

FOR JULY, 2016

PROJECT : 8046 - RACE 4 THE VILLE

Page: 6 of 9

08/15/2016

9:15:18 AM

Report Code: BAT_GL_TEMPLATE

FUNCTION	DESCRIPTION	BUDGET AMOUNT	ADJUSTED BUDGET	CURRENT ACTIVITY	YTD ACTIVITY	ENCUMBRANCE	REQUISITION	UNENCUMBERED BALANCE	PERCENT ENCMBRD
44990	Other Local Revenue	4,705.02	4,705.02	4,705.02	4,705.02	0.00	0.00	0.00	100
TOTALS:	Project: 8046 - Race 4 the Ville	4,705.02	4,705.02	4,705.02	4,705.02	0.00	0.00	0.00	100

COLLIERVILLE SCHOOLS

REVENUE BY FUNC

BATCH QUEUE ID 388098

Page: 8 of 9

08/15/2016

9:15:18 AM

Report Code: BAT_GL_TEMPLATE

	BUDGET AMOUNT	ADJUSTED BUDGET	CURRENT ACTIVITY	YTD ACTIVITY	ENCUMBRANCE	REQUISITION	UNENCUMBERED BALANCE	PERCENT ENCMBRD
GRAND TOTAL:	229,809.50	229,809.50	7,498.50	7,498.50	0.00	0.00	222,311.00	3

COLLIERVILLE SCHOOLS

EXPENSES BY FUNCTION

Report Code: BAT_GL_TEMPLATE

BATCH QUEUE ID 388097

FOR JULY, 2016

PROJECT : 8017 - VOLUNTARY PRE-K 2016-17

Page: 1 of 9

08/15/2016

9:14:38 AM

OBJECT	DESCRIPTION	BUDGET AMOUNT	ADJUSTED BUDGET	CURRENT ACTIVITY	YTD ACTIVITY	ENCUMBRANCE	REQUISITION	UNENCUMBERED BALANCE	PERCENT ENCMBRD
Function : 73400 - Early Childhood Education									
11600	Teachers	42,343.00	42,343.00	0.00	0.00	0.00	0.00	42,343.00	0
16300	Educational Assistants	21,210.00	21,210.00	0.00	0.00	0.00	0.00	21,210.00	0
20100	Social Security	4,000.00	4,000.00	0.00	0.00	0.00	0.00	4,000.00	0
20400	State Retirement	5,900.00	5,900.00	0.00	0.00	0.00	0.00	5,900.00	0
20600	Life Insurance	192.00	192.00	0.00	0.00	0.00	0.00	192.00	0
20700	Medical Insurance	12,955.39	12,955.39	0.00	0.00	0.00	0.00	12,955.39	0
21200	Employer Medicare	930.00	930.00	0.00	0.00	0.00	0.00	930.00	0
TOTALS:	Function: 73400 - Early Childhood Education	87,530.39	87,530.39	0.00	0.00	0.00	0.00	87,530.39	0
Function : 99100 - Transfers Out									
50400	Indirect Cost	1,750.61	1,750.61	0.00	0.00	0.00	0.00	1,750.61	0
TOTALS:	Function: 99100 - Transfers Out	1,750.61	1,750.61	0.00	0.00	0.00	0.00	1,750.61	0
TOTALS:	Project: 8017 - Voluntary Pre-K 2016-17	89,281.00	89,281.00	0.00	0.00	0.00	0.00	89,281.00	0

COLLIERVILLE SCHOOLS

EXPENSES BY FUNCTION

Page: 2 of 9

08/15/2016

9:14:38 AM

Report Code: BAT_GL_TEMPLATE

BATCH QUEUE ID 388097

FOR JULY, 2016

PROJECT : 8027 - COORDINATED SCHOOL HEALTH 2016-17

OBJECT	DESCRIPTION	BUDGET AMOUNT	ADJUSTED BUDGET	CURRENT ACTIVITY	YTD ACTIVITY	ENCUMBRANCE	REQUISITION	UNENCUMBERED BALANCE	PERCENT ENCMBRD
Function : 72120 - Health Services									
18900	Other Salaries & Wages	34,555.50	34,555.50	0.00	0.00	0.00	0.00	34,555.50	0
20100	Social Security	2,143.00	2,143.00	0.00	0.00	0.00	0.00	2,143.00	0
20400	State Retirement	3,125.00	3,125.00	0.00	0.00	0.00	0.00	3,125.00	0
20600	Life Insurance	83.00	83.00	0.00	0.00	0.00	0.00	83.00	0
20700	Medical Insurance	6,032.00	6,032.00	0.00	0.00	0.00	0.00	6,032.00	0
21200	Employer Medicare	510.00	510.00	0.00	0.00	0.00	0.00	510.00	0
35500	Travel	200.00	200.00	0.00	0.00	0.00	0.00	200.00	0
39900	Other Contracted Services	5,845.00	5,845.00	0.00	0.00	0.00	0.00	5,845.00	0
49900	Other Supplies & Materials	10,500.00	10,500.00	0.00	0.00	295.31	509.00	9,695.69	8
52400	In-Service/Staff Development	11,500.00	11,500.00	0.00	0.00	0.00	0.00	11,500.00	0
59900	Other Charges	500.00	500.00	0.00	0.00	0.00	0.00	500.00	0
73500	Health Equipment	15,006.50	15,006.50	0.00	0.00	2,109.00	0.00	12,897.50	14
TOTALS:	Function: 72120 - Health Services	90,000.00	90,000.00	0.00	0.00	2,404.31	509.00	87,086.69	3
TOTALS:	Project: 8027 - Coordinated School Health 2016-17	90,000.00	90,000.00	0.00	0.00	2,404.31	509.00	87,086.69	3

COLLIERVILLE SCHOOLS

EXPENSES BY FUNCTION

BATCH QUEUE ID 388097
 FOR JULY, 2016
 PROJECT : 8035 - TEACHER LEADER COUNCIL GRANT

Page: 3 of 9

08/15/2016

9:14:38 AM

Report Code: BAT_GL_TEMPLATE

OBJECT	DESCRIPTION	BUDGET AMOUNT	ADJUSTED BUDGET	CURRENT ACTIVITY	YTD ACTIVITY	ENCUMBRANCE	REQUISITION	UNENCUMBERED BALANCE	PERCENT ENCMBRD
Function : 72210 - Regular Instruction Program Support									
52400	In-Service/Staff Development	1,997.17	1,997.17	0.00	0.00	0.00	0.00	1,997.17	0
TOTALS:	Function: 72210 - Regular Instruction Program Support	1,997.17	1,997.17	0.00	0.00	0.00	0.00	1,997.17	0
TOTALS:	Project: 8035 - Teacher Leader Council Grant	1,997.17	1,997.17	0.00	0.00	0.00	0.00	1,997.17	0

COLLIERVILLE SCHOOLS

EXPENSES BY FUNCTION

Report Code: BAT_GL_TEMPLATE

BATCH QUEUE ID 388097

FOR JULY, 2016

PROJECT : 8036 - AMERICA'S FARMERS GROW

Page: 4 of 9

08/15/2016

9:14:38 AM

OBJECT	DESCRIPTION	BUDGET AMOUNT	ADJUSTED BUDGET	CURRENT ACTIVITY	YTD ACTIVITY	ENCUMBRANCE	REQUISITION	UNENCUMBERED BALANCE	PERCENT ENCMBRD
Function : 72120 - Health Services									
49900	Other Supplies & Materials	0.00	796.31	0.00	0.00	0.00	0.00	796.31	0
TOTALS:	Function: 72120 - Health Services	0.00	796.31	0.00	0.00	0.00	0.00	796.31	0
Function : 72210 - Regular Instruction Program Support									
49900	Other Supplies & Materials	796.31	0.00	0.00	0.00	0.00	0.00	0.00	0
TOTALS:	Function: 72210 - Regular Instruction Program Support	796.31	0.00	0.00	0.00	0.00	0.00	0.00	0
TOTALS:	Project: 8036 - America's Farmers Grow	796.31	796.31	0.00	0.00	0.00	0.00	796.31	0

COLLIERVILLE SCHOOLS

EXPENSES BY FUNCTION

BATCH QUEUE ID 388097

FOR JULY, 2016

PROJECT : 8037 - SAFE SCHOOLS 2016-17

Page: 5 of 9

08/15/2016

9:14:38 AM

Report Code: BAT_GL_TEMPLATE

OBJECT	DESCRIPTION	BUDGET AMOUNT	ADJUSTED BUDGET	CURRENT ACTIVITY	YTD ACTIVITY	ENCUMBRANCE	REQUISITION	UNENCUMBERED BALANCE	PERCENT ENCMBRD
Function : 72130 - Other Student Support									
30900	Contracts w Govt Agencies	38,030.00	38,030.00	0.00	0.00	0.00	0.00	38,030.00	0
TOTALS:	Function: 72130 - Other Student Support	38,030.00	38,030.00	0.00	0.00	0.00	0.00	38,030.00	0
TOTALS:	Project: 8037 - Safe Schools 2016-17	38,030.00	38,030.00	0.00	0.00	0.00	0.00	38,030.00	0

COLLIERVILLE SCHOOLS

EXPENSES BY FUNCTION

BATCH QUEUE ID 388097

FOR JULY, 2016

PROJECT : 8046 - RACE 4 THE VILLE

Page: 6 of 9

08/15/2016

9:14:38 AM

Report Code: BAT_GL_TEMPLATE

OBJECT	DESCRIPTION	BUDGET AMOUNT	ADJUSTED BUDGET	CURRENT ACTIVITY	YTD ACTIVITY	ENCUMBRANCE	REQUISITION	UNENCUMBERED BALANCE	PERCENT ENCMBRD
Function : 72120 - Health Services									
39900	Other Contracted Services	4,364.00	4,364.00	0.00	0.00	0.00	0.00	4,364.00	0
49900	Other Supplies & Materials	341.02	341.02	0.00	0.00	0.00	0.00	341.02	0
TOTALS:	Function: 72120 - Health Services	4,705.02	4,705.02	0.00	0.00	0.00	0.00	4,705.02	0
TOTALS:	Project: 8046 - Race 4 the Ville	4,705.02	4,705.02	0.00	0.00	0.00	0.00	4,705.02	0

COLLIERVILLE SCHOOLS

EXPENSES BY FUNCTION

Report Code: BAT_GL_TEMPLATE

BATCH QUEUE ID 388097

FOR JULY, 2016

PROJECT : 8057 - READ TO BE READY

Page: 7 of 9

08/15/2016

9:14:38 AM

OBJECT	DESCRIPTION	BUDGET AMOUNT	ADJUSTED BUDGET	CURRENT ACTIVITY	YTD ACTIVITY	ENCUMBRANCE	REQUISITION	UNENCUMBERED BALANCE	PERCENT ENCMBRD
Function : 71100 - Regular Instruction Program									
42900	Instructional Supplies & Materials	2,081.00	2,081.00	0.00	0.00	0.00	0.00	2,081.00	0
TOTALS:	Function: 71100 - Regular Instruction Program	2,081.00	2,081.00	0.00	0.00	0.00	0.00	2,081.00	0
Function : 72210 - Regular Instruction Program Support									
18900	Other Salaries & Wages	2,500.00	2,500.00	0.00	0.00	0.00	0.00	2,500.00	0
20100	Social Security	155.00	155.00	0.00	0.00	0.00	0.00	155.00	0
20400	State Retirement	226.00	226.00	0.00	0.00	0.00	0.00	226.00	0
21200	Employer Medicare	38.00	38.00	0.00	0.00	0.00	0.00	38.00	0
TOTALS:	Function: 72210 - Regular Instruction Program Support	2,919.00	2,919.00	0.00	0.00	0.00	0.00	2,919.00	0
TOTALS:	Project: 8057 - Read to be Ready	5,000.00	5,000.00	0.00	0.00	0.00	0.00	5,000.00	0

COLLIERVILLE SCHOOLS

EXPENSES BY FUNCTION

Page: 8 of 9

08/15/2016

9:14:38 AM

Report Code: BAT_GL_TEMPLATE

BATCH QUEUE ID 388097

	BUDGET AMOUNT	ADJUSTED BUDGET	CURRENT ACTIVITY	YTD ACTIVITY	ENCUMBRANCE	REQUISITION	UNENCUMBERED BALANCE	PERCENT ENCMBRD
GRAND TOTAL:	229,809.50	229,809.50	0.00	0.00	2,404.31	509.00	226,896.19	1

C.I.P.

COLLIERVILLE SCHOOLS

REVENUE BY FUNC

BATCH QUEUE ID 388095

FOR JULY, 2016

PROJECT : 6115 - COLLIERVILLE HIGH - NEW SCHOOL

Page: 1 of 4

08/15/2016

9:12:26 AM

Report Code: BAT_GL_TEMPLATE

FUNCTION	DESCRIPTION	BUDGET AMOUNT	ADJUSTED BUDGET	CURRENT ACTIVITY	YTD ACTIVITY	ENCUMBRANCE	REQUISITION	UNENCUMBERED BALANCE	PERCENT ENCMBRD
49100	Bond Proceeds	70,420,925.00	78,075,589.95	0.00	0.00	0.00	0.00	78,075,589.95	0
TOTALS:	Project: 6115 - Collierville High - New School	70,420,925.00	78,075,589.95	0.00	0.00	0.00	0.00	78,075,589.95	0

COLLIERVILLE SCHOOLS

REVENUE BY FUNC

BATCH QUEUE ID 388095

FOR JULY, 2016

PROJECT : 6525 - UNALLOCATED CIP FROM SHELBY CO

Page: 2 of 4

08/15/2016

9:12:26 AM

Report Code: BAT_GL_TEMPLATE

FUNCTION	DESCRIPTION	BUDGET AMOUNT	ADJUSTED BUDGET	CURRENT ACTIVITY	YTD ACTIVITY	ENCUMBRANCE	REQUISITION	UNENCUMBERED BALANCE	PERCENT ENCMBRD
49100	Bond Proceeds	1,762,928.00	1,762,928.00	0.00	0.00	0.00	0.00	1,762,928.00	0
TOTALS:	Project: 6525 - Unallocated CIP from Shelby Co	1,762,928.00	1,762,928.00	0.00	0.00	0.00	0.00	1,762,928.00	0

COLLIERVILLE SCHOOLS

REVENUE BY FUNC

BATCH QUEUE ID 388095

Page: 3 of 4

08/15/2016

9:12:26 AM

Report Code: BAT_GL_TEMPLATE

	BUDGET AMOUNT	ADJUSTED BUDGET	CURRENT ACTIVITY	YTD ACTIVITY	ENCUMBRANCE	REQUISITION	UNENCUMBERED BALANCE	PERCENT ENCMBRD
GRAND TOTAL:	72,183,853.00	79,838,517.95	0.00	0.00	0.00	0.00	79,838,517.95	0

COLLIERVILLE SCHOOLS

EXPENSES BY FUNCTION

Report Code: BAT_GL_TEMPLATE

BATCH QUEUE ID 388096

FOR JULY, 2016

PROJECT : 6115 - COLLIERVILLE HIGH - NEW SCHOOL

Page: 1 of 4

08/15/2016

9:12:56 AM

OBJECT	DESCRIPTION	BUDGET AMOUNT	ADJUSTED BUDGET	CURRENT ACTIVITY	YTD ACTIVITY	ENCUMBRANCE	REQUISITION	UNENCUMBERED BALANCE	PERCENT ENCMBRD
Function : 91300 - Education Capital Projects									
30400	Architects	1,571,200.00	1,571,200.00	257,950.61	257,950.61	0.00	0.00	1,313,249.39	16
32100	Engineering Services	0.00	500.00	0.00	0.00	0.00	0.00	500.00	0
39900	Other Contracted Services	0.00	7,654,164.95	311,976.20	311,976.20	0.00	0.00	7,342,188.75	4
70600	Building Construction	68,849,725.00	68,849,725.00	0.00	0.00	0.00	0.00	68,849,725.00	0
TOTALS:	Function: 91300 - Education Capital Projects	70,420,925.00	78,075,589.95	569,926.81	569,926.81	0.00	0.00	77,505,663.14	1
TOTALS:	Project: 6115 - Collierville High - New School	70,420,925.00	78,075,589.95	569,926.81	569,926.81	0.00	0.00	77,505,663.14	1

COLLIERVILLE SCHOOLS

EXPENSES BY FUNCTION

Report Code: BAT_GL_TEMPLATE

BATCH QUEUE ID 388096

FOR JULY, 2016

PROJECT : 6525 - UNALLOCATED CIP FROM SHELBY CO

Page: 2 of 4

08/15/2016

9:12:56 AM

OBJECT	DESCRIPTION	BUDGET AMOUNT	ADJUSTED BUDGET	CURRENT ACTIVITY	YTD ACTIVITY	ENCUMBRANCE	REQUISITION	UNENCUMBERED BALANCE	PERCENT ENCMBRD
Function : 91300 - Education Capital Projects									
30400	Architects	1,762,928.00	1,762,928.00	0.00	0.00	0.00	0.00	1,762,928.00	0
TOTALS:	Function: 91300 - Education Capital Projects	1,762,928.00	1,762,928.00	0.00	0.00	0.00	0.00	1,762,928.00	0
TOTALS:	Project: 6525 - Unallocated CIP from Shelby Co	1,762,928.00	1,762,928.00	0.00	0.00	0.00	0.00	1,762,928.00	0

COLLIERVILLE SCHOOLS

EXPENSES BY FUNCTION

Page: 3 of 4

08/15/2016

9:12:56 AM

Report Code: BAT_GL_TEMPLATE

BATCH QUEUE ID 388096

	BUDGET AMOUNT	ADJUSTED BUDGET	CURRENT ACTIVITY	YTD ACTIVITY	ENCUMBRANCE	REQUISITION	UNENCUMBERED BALANCE	PERCENT ENCMBRD
GRAND TOTAL:	72,183,853.00	79,838,517.95	569,926.81	569,926.81	0.00	0.00	79,268,591.14	1

Collierville Schools Board of Education

Monitoring: Review: Annually, in February	Descriptor Term: Emergency and Legal Leave	Descriptor Code: 5.301	Issued Date: 04/08/14
		Rescinds:	Issued:

1 EMERGENCY LEAVE

2 An immediate supervisor may grant a certificated employee emergency leave during the workday for a sudden,
3 unexpected occurrence demanding immediate attention. Leave shall be taken as personal leave,¹ sick leave or
4 leave without pay. The employee who uses emergency leave shall confirm said leave on appropriate forms the
5 day after returning to work.

6 Principals or administrative supervisors shall keep a tally of the amount of time individual employees are released
7 under this policy and when the total time reaches one (1) day, the employee shall be charged with one (1) day of
8 applicable leave.

9 JURY DUTY

10 If a teacher summoned for jury duty is eligible for a postponement of jury service,² that teacher shall request a
11 postponement until a time outside the academic year so that disruption to the instructional year may be avoided.
12 The following procedures shall regulate the leave for jury duty for teachers:

- 13 1. The teacher shall present written evidence that s/he had been summoned to serve on a jury; and
- 14 2. The teacher shall be entitled to the usual compensation, less the amount paid by the court.³

15 COURT APPEARANCES

16 If ~~a teacher~~ **an employee** appears in state court because of a personal interest, whether as a plaintiff, defendant or
17 witness or voluntarily appears in behalf of family or friends, or when ~~a teacher~~ **an employee** is required to appear
18 in court either as a defendant or plaintiff in a civil case, personal leave or leave without pay shall be granted in
19 accordance with the established board policies on leaves.

20 *Support Personnel*

21 Support personnel called for jury duty or who serve as court witnesses shall present the subpoena or other
22 documents which give reporting instructions to the immediate supervisor. The employee shall obtain a form
23 indicating the days served and the court pay to be received from the court's clerk for submitting to the payroll
24 office. The employee shall receive the usual compensation less the amount paid by the court.

Legal References

1. TCA 49-5-711 (c)(1)(2)
2. TCA 22-2-315(a)
3. TCA 22-4-106(b)

Collierville Schools Board of Education

Review: Annually, in September	Descriptor Term: Child Abuse and Neglect	Descriptor Code: 6.409	Issued Date: Click here to enter a date.
		Rescinds:	Issued: 05/13/14

1 REPORTING

2 It is the law of the state of Tennessee that teachers or other persons employed in the public schools are required
3 to report suspected child abuse and neglect.¹

4 All school personnel shall be alert for any evidence of child abuse or neglect.²

5 ~~The director of schools shall develop procedures regarding the investigation and reporting of suspected cases of~~
6 ~~child abuse or neglect.³ The procedures shall comply with all state laws and regulations.~~

7 Child abuse is defined as any wound, injury, disability, or physical or mental condition which reasonably indicates
8 that it has been caused by brutality, abuse, or neglect. School staff members having knowledge or suspicion of
9 any child who is suffering from abuse and/or neglect shall report such harm immediately^{1,2} to the Department of
10 Children's Services hotline. The hotline number is posted in multiple locations in each school building.⁴

11 The report shall include:

- 12 1. The name, address and age of the child;
- 13 2. The name and address of the parents or persons having custody of the child;
- 14 3. The nature and extent of the abuse or neglect; and
- 15 4. Any evidence to the cause or any other information that may related to the cause or
16 extent of the abuse or neglect.¹

17
18 The identity of the person reporting shall remain confidential except when the juvenile court determines
19 otherwise.⁴

20
21 The director of schools/designee shall develop reporting procedures, including sample indicators of abuse and
22 neglect, and shall disseminate the procedures to all school personnel.⁵

24 INVESTIGATIONS

25
26 School administrators and employees have a duty to cooperate, provide assistance and information in child abuse
27 investigations⁶ including permitting child abuse review teams to conduct interviews while the child is at school;
28 the principal may control the time, place and circumstances of the interview; but may not insist that a school
29 employee be present even if the suspected abuser is a school employee or another student. The principal is not in
30 violation of any laws by failing to inform parents that the child is to be interviewed even if the suspected abuser
31 is not a member of the child's household.⁷

32
33
34
35

1
2
3

[Redacted]

Legal References

1. TCA 37-1-403 (a)
2. TCA 37-1-412
3. TCA 37-1-409(a)(1)
4. TCA 37-1-408
5. TRR/MS 0520-1-3-.08(2)(e)
6. TCA 37-1-611(b)
7. Tenn. Op. Atty. Gen. No. 87-101
(June 9, 1987)

[Redacted]

Cross References

Interrogations and Searches 6.303



AIA[®] Document G701[™] – 2001

Change Order

PROJECT (Name and address): Collierville High School Portable Classrooms Collierville High School 1101 New Byhalia road Collierville, TN 38017	CHANGE ORDER NUMBER: 002 DATE: August 16, 2016	OWNER: <input checked="" type="checkbox"/> ARCHITECT: <input checked="" type="checkbox"/> CONTRACTOR: <input checked="" type="checkbox"/> FIELD: <input checked="" type="checkbox"/> OTHER: <input type="checkbox"/>
TO CONTRACTOR (Name and address): A & B Construction Co., Inc. 5091 Wilfong Road Memphis, TN 38134	ARCHITECT'S PROJECT NUMBER: 15-128 CONTRACT DATE: May 27, 2016 CONTRACT FOR: General Construction	

THE CONTRACT IS CHANGED AS FOLLOWS:


(Include, where applicable, any undisputed amount attributable to previously executed Construction Change Directives)
Liquidate unused funds in the Owner's Contingency in the amount of \$1,750.64.


The original Contract Sum was	\$	<u>329,020.00</u>
The net change by previously authorized Change Orders	\$	<u>18,543.00</u>
The Contract Sum prior to this Change Order was	\$	<u>347,563.00</u>
The Contract Sum will be decreased by this Change Order in the amount of	\$	<u>1,750.64</u>
The new Contract Sum including this Change Order will be	\$	<u>345,812.36</u>


The Contract Time will be unchanged by Zero (0) days.
The date of Substantial Completion as of the date of this Change Order therefore is

NOTE: This Change Order does not include changes in the Contract Sum, Contract Time or Guaranteed Maximum Price which have been authorized by Construction Change Directive until the cost and time have been agreed upon by both the Owner and Contractor, in which case a Change Order is executed to supersede the Construction Change Directive.

NOT VALID UNTIL SIGNED BY THE ARCHITECT, CONTRACTOR AND OWNER.

McGehee Nicholson Burke Architects,
P.C.
ARCHITECT (Firm name)
6750 Lenox Center Court, Suite 100,
Memphis, TN 38115
ADDRESS

BY (Signature)
James H. Boggan, A.I.A.
(Typed name)
August 16, 2016
DATE

A & B Construction Co., Inc.
CONTRACTOR (Firm name)
5091 Wilfong Road, Memphis, TN 38134
ADDRESS

BY (Signature)
Brandy Aden Heather Page
(Typed name)
8/17/16
DATE

Collierville School District
OWNER (Firm name)
146 College Street, Collierville, TN 38017
ADDRESS

BY (Signature)
John S. Aitken
(Typed name)
8/25/16
DATE

COLLIERVILLE SCHOOLS
GENERAL FUND BUDGET AMENDMENT #1
EXPLANATION OF LINE ITEM CHANGES

9/7/16

Municipal Revenue

- Estimated at \$2,295,371 but will be realized at \$2,278,143; difference of (\$17,228).

BEP Revenue

- July Final Estimate for 2016-17 totaled \$35,909,000 or \$91,869 less than anticipated.
- State is making corrections to all districts' revenue projections due to the gap insurance situation. Due to this, our revenue is projected to increase somewhere around \$182,000. Total net increase to BEP is \$90,131

County Revenue

- Shelby County allocated additional revenue to Shelby County Schools which in turn increased the amount of revenue to Collierville Schools for the ADA share (5.51%) in the amount of \$1,553,820.

71100 Regular Instruction:

- Added 1 teacher at CMS (English), 1 teacher at CHS as an Interventionist and a part-time Music teacher at Tara Oaks. Added 3 teachers (K at Sycamore, K and 1st Grade at Tara Oaks). Total increase in salary was in the amount of \$312,433.
- The salary schedule for Educational Assistants was revised, increasing the aggregate salaries for these employees in the Regular Instruction category. Added an Educational Assistant at Tara Oaks (originally I Title I) causing a total increase in salaries in the amount of \$109,452 for the 25 positions.
- Added funding for Power School Assessment totaling \$45,557.
- Schoology in the amount of \$60,000.
- Shifted funding from the Differentiated Pay placeholder to the Extended Contract category and to the Contracted Services category for Kelly Services.
- Added \$20,000 to the Kelly Services line item to cover substitutes for PD events.

- Added \$50 per teacher to Regular Teacher Discretionary funding totaling \$26,400.
- Shifted funding in the Regular Instruction Equipment line item to include the \$28,209 for local match for Pre-K Grant. This amount is dispersed among materials, textbooks and equipment.

71200 Special Education Instruction:

- Added \$50 per teacher to SPED Teacher Discretionary funding totaling \$2,450.

71150 Alternative Education:

- Revised the model to include 1 Coordinator salary and 1 Educational Assistant salary. Also shifted funding of \$21,000 to the Regular Instruction Equipment category in this department to purchase desktop computers for the students being served in this area. Total change was a decrease in the amount of \$14,928.

72120 Health Services:

- Ortho One contract for 2016-17 in the amount of \$14,000. This was previously paid for out of Coordinated School Health.

72130 Other Student Support:

- ACT invoice for all juniors to take test in the amount of \$39,000.
- Added a part time Guidance Counselor at SFMS for \$5,670 salary.

72210 Regular Instruction Support:

- Supervisor changes in staff resulting in additional \$52,784 in additional salaries and benefits.
- U of M Scholars in the amount of \$99,600.

72220 Special Education Support:

- SPED CO Secretary in the amount of \$8,822 for additional salary and benefits.

72310 Board of Education:

- Premium on corporate surety bonds \$9,000.

72320 Superintendent:

- Donation to Central Church in the amount of \$3,000.
- Allocated \$27,000 for Principals for Teacher Morale account at school level.
- SES Consulting in the amount of \$45,000.

72510 Fiscal Services:

- Warehouse lease, equipment, supplies and insurance estimated at \$88,200.
- Warehouse Assistant position totaling \$58,311 for salaries and benefits.
- ENA fiber and connection for warehouse in the amount of \$17,760.
- Add Accountant in the amount of \$46,656.
- Add \$2,500 in In-Service Staff Development.
- Technical Advisory Bulletin increase of \$200.

72520 Human Resources:

- Promotion of Supervisor to Director; increase of \$4,592 in salaries and benefits.
- WorxTime additional amount for one-time fee and additional costs in the amount of \$3,000.

72610 Operation of Plant:

- Bullying signs \$750.
- ABM services for additional square footage in 2016-17 totaling \$6,820.
- Central Office custodian totaling \$34,255 for salaries and benefits.
- Utilities in Warehouse additional \$15,000.
- Local mileage reimbursement \$2,000

72710 Transportation:

- Fuel for Warehouse truck estimated at \$2,400.

72250 Technology:

- iPad insurance in the amount of \$19,000.
- Added 2 CTT positions salaries totaling \$98,100.
- Technology CO Secretary in the amount of \$8,822 for additional salary and benefits.

76100 Regular Capital Outlay:

- Mechanical Automated Control System (MAC) for access control doors at the portables at CHS in the amount of \$3,786.
- Additional \$67,955 in Other Capital Outlay.

**COLLIERVILLE SCHOOLS BOARD OF EDUCATION
RESOLUTION 2016-1**

A RESOLUTION TO AMEND THE 2016-2017 FISCAL YEAR ANNUAL GENERAL FUND BUDGET OF THE COLLIERVILLE SCHOOLS, A MUNICIPAL SCHOOL DISTRICT IN THE STATE OF TENNESSEE; PROVIDING AN EFFECTIVE DATE.

WHEREAS, the Tennessee Legislature passed Public Chapter No. 256 of the 2013 Public Acts to amend Title 49 relative to local educational agencies, including Tenn. Code Ann. § 49-2-127(b), which authorizes the governing body of a municipality to establish, by ordinance, a municipal board of education and compliance with Tenn. Code Ann. § 49-2-201; and

WHEREAS, the Collierville Schools were lawfully established by local ordinance pursuant to Tenn. Code Ann. § 49-2-106 and in compliance with Tenn. Code Ann. § 49-2-201; and

WHEREAS, The Collierville Schools Board of Education is an entity authorized pursuant to the laws of the state of Tennessee to operate a public school district within Shelby County, Tennessee; and

WHEREAS, Tenn. Code Ann. § 49-2-203(a) (10) (A)(i) requires the Board Of Education of the Collierville Schools to direct the Superintendent and the chair of the local board to prepare a budget on forms furnished by the Commissioner, and when the budget has been approved by the Collierville Schools Board of Education to then submit that budget to the Collierville Board of Mayor and Aldermen for their approval; and

WHEREAS, this amendment to the General Fund Budget changes the total amount of the budget, and requires the transfer of funds from one portion of the budget to another.

NOW, THEREFORE, be it resolved by the Collierville Schools Board of Education:

Section 1. That the annual General Fund Budget of the 2016-2017 school year for the Collierville Schools as presented in official budget documents is hereby amended by reference in the following amounts with the following fund:

Funds Are Amended in the Following Categories:

(Please see attached documentation)

GENERAL FUND REVENUE BUDGET:	\$ 71,471,853
Total Net Change in General Fund Revenue Budget	<u>\$ 1,626,722</u>
Total Amended General Fund Revenue Budget	\$ 73,098,575

Funds Are Amended In The Following Categories:

(Please see attached documentation)

GENERAL FUND EXPENDITURE BUDGET:	\$ 71,471,853
Total Net Change in General Fund Expenditure Budget	<u>\$ 1,626,722</u>
Total Amended General Fund Expenditure Budget	\$ 73,098,575

Section 2. That the budget document required by law will be amended and submitted for approval to the Town of Collierville Board and Mayor of Aldermen, and, upon approval, shall be submitted as required to the State of Tennessee.

Section 3. That this resolution shall become effective September 13, 2016 from and after its adoption by the Collierville Schools Board of Education.

Adopted this 13th day of September, 2016.

MARK HANSEN, CHAIRMAN

JOHN AITKEN, SUPERINTENDENT

APPROVED AS TO FORM:
MICHAEL MARSHALL, BOARD ATTORNEY

Collierville Schools
Function 71100 - Reg. Instruction
Amendment #1
Prepared 8-30-16

Department 110

Object	Description	Budget	Add	Subtract	Amended Budget
11600	Teachers	25,544,706.00	312,433.00		25,857,139.00
11700	Career Ladder	107,000.00			107,000.00
12700	Extended Contracts	-	50,000.00		50,000.00
16300	Educational Assistant	524,665.00	109,452.00		634,117.00
20100	Social Security	1,622,935.00	29,257.00		1,652,192.00
20400	State Retirement	2,367,550.00	42,911.00		2,410,461.00
20600	Life Insurance	111,249.00			111,249.00
20700	Medical Insurance	2,658,081.00			2,658,081.00
21200	Employer Medicare	379,557.00	6,843.00		386,400.00
33600	Maint & Repair-Equipment	10,500.00			10,500.00
39900	Other Contracted Services	650,000.00	23,280.00		673,280.00
42900	Instructional Supplies & Materials	575,696.00	79,475.00		655,171.00
44900	Textbooks	300,000.00	5,371.00		305,371.00
49900	Other Supplies & Materials	20,875.00			20,875.00
59900	Other Charges	-	60,000.00		60,000.00
59901	Other Charges-Graduation	8,800.00			8,800.00
59902	Other Charges Summer School	60,000.00			60,000.00
72200	Reg. Instruction Equipment	140,000.00		13,889.00	126,111.00
72200-281	Reg. Instruction Equipment	1,551,172.00			1,551,172.00
72200-228	Reg. Instruction Equipment	31,400.00			31,400.00
72217	Reg Ins. Equipment (Reimbursed)	500,000.00	100,000.00		600,000.00
		<u>37,164,186.00</u>	<u>819,022.00</u>	<u>13,889.00</u>	<u>37,969,319.00</u>

Collierville Schools
Function 71150 - Alternative Education
Amendment #1
Prepared 8-30-16

Department 115

Object	Description	Budget	Add	Subtract	Amended Budget
11600	Teachers	115,000.00		52,000.00	63,000.00
12800	Homebound Teachers	45,000.00			45,000.00
16300	Educational Assistants	-	21,210.00		21,210.00
20100	Social Security	9,920.00		1,909.00	8,011.00
20400	State Retirement	14,464.00		2,783.00	11,681.00
21200	Employer Medicare	2,320.00		446.00	1,874.00
39900	Other Contract Services	12,000.00			12,000.00
42900	Inst. Supplies & Material	1,500.00			1,500.00
59900	Other Charges	2,500.00			2,500.00
72200	Regular Instr Equipment	-	21,000.00		21,000.00
		<u>202,704.00</u>	<u>42,210.00</u>	<u>57,138.00</u>	<u>187,776.00</u>

Collierville Schools
Function 71200 - Special Education
Amendment #1
Prepared 8-30-16

Department 120

Object	Description	Budget	Add	Subtract	Amended Budget
11600	Teachers	2,622,052.00			2,622,052.00
11700	Career Ladder	8,000.00			8,000.00
16300	Educational Assistants	1,094,702.00			1,094,702.00
17100	Speech Pathologist	537,080.00			537,080.00
20100	Social Security	264,234.00			264,234.00
20400	State Retirement	387,788.00			387,788.00
20600	Life Insurance	17,750.00			17,750.00
20700	Medical Insurance	324,996.00			324,996.00
21200	Employer Medicare	61,797.00			61,797.00
31200	Contract with Private Agencies	54,000.00			54,000.00
33600	Maint. & Repair Equipment	5,000.00			5,000.00
39900	Other Contracted Services	80,000.00			80,000.00
42900	Instr. Supplies and Material	29,900.00	2,450.00		32,350.00
49900	Other Supplies & Materials	24,000.00			24,000.00
72500	Special Education Equipment	40,000.00			40,000.00
		<u>5,551,299.00</u>	<u>2,450.00</u>	<u>-</u>	<u>5,553,749.00</u>

Collierville Schools
Function 71300 - Vocational Education
Amendment #1
Prepared 8-30-16

Department 130

Object	Description	Budget	Add	Subtract	Amended Budget
11600	Teachers	741,566.00			741,566.00
11700	Career Ladder	2,000.00			2,000.00
20100	Social Security	46,101.00			46,101.00
20400	State Retirement	67,218.00			67,218.00
20600	Life Insurance	3,400.00			3,400.00
20700	Medical Insurance	78,314.00			78,314.00
21200	Employer Medicare	10,782.00			10,782.00
33600	Maint. & Repair Equipment	4,307.00			4,307.00
42900	Instr. Supplies and Material	12,600.00			12,600.00
44900	Textbooks	4,500.00			4,500.00
49900	Other Supplies and Materials	2,500.00			2,500.00
73000	Vocational Equipment	10,336.00			10,336.00
		<u>983,624.00</u>	-	-	<u>983,624.00</u>

Collierville Schools
Function 72110 - Attendance
Amendment #1
Prepared 8-30-16

Department 211 & 214

Object	Description	Budget	Add	Subtract
10500	Supervisor/Director	299,398.00		
16100	Secretary(s)	48,208.00		
16200	Clerical Personnel	39,824.00		
18900	Other Salaries & Wages	78,244.00		
20100	Social Security	28,872.00		
20400	State Retirement	42,300.00		
20600	Life Insurance	2,272.00		
20700	Medical Insurance	46,670.00		
21200	Employers Medicare	6,753.00		
35500	Travel	2,000.00		
39900	Other Contracted Services	19,400.00		
39900-214	Other Contracted Services	34,280.00		
49900	Other Supplies and Materials	1,000.00		
52400	In-Service/Staff Development	7,500.00		
59900	Other Charges	500.00		
70400	Attendance Equipment	5,000.00		
		662,221.00	-	-

**Amended
Budget**

299,398.00

48,208.00

39,824.00

78,244.00

28,872.00

42,300.00

2,272.00

46,670.00

6,753.00

2,000.00

19,400.00

34,280.00

1,000.00

7,500.00

500.00

5,000.00

662,221.00

Collierville Schools
Function 72120 - Health Services
Amendment #1
Prepared 8-30-16

Department 212

Object	Description	Budget	Add	Subtract	Amended Budget
13100	Medical Personnel	484,312.00			484,312.00
18900	Other Salaries and Wages	239,290.00			239,290.00
20100	Social Security	44,863.00			44,863.00
20400	State Retirement	61,082.00			61,082.00
20600	Life Insurance	3,209.00			3,209.00
20700	Medical Insurance	99,037.00			99,037.00
21200	Employer Medicare	10,492.00			10,492.00
33600	Maint & Repair - Equipment	4,000.00			4,000.00
35500	Travel	300.00			300.00
39900	Other Contracted Services	11,000.00	14,000.00		25,000.00
49900	Other Supplies and Materials	8,000.00			8,000.00
52400	In-Service/Staff Development	2,100.00			2,100.00
73500	Health Equipment	9,000.00			9,000.00
		<u>976,685.00</u>	<u>14,000.00</u>	<u>-</u>	<u>990,685.00</u>

Collierville Schools
Function 72130 - Other Student Support
Amendment #1
Prepared 8-30-16

Department 213

Object	Description	Budget	Add	Subtract	Amended Budget
11700	Career Ladder	1,000.00			1,000.00
12300	Guidance Personnel	1,212,252.00	5,670.00		1,217,922.00
18900	Other Salaries & Wages	70,000.00			70,000.00
20100	Social Security	79,562.00	351.00		79,913.00
20400	State Retirement	116,006.00	513.00		116,519.00
20600	Life insurance	5,916.00	27.00		5,943.00
20700	Medical Insurance	94,673.00			94,673.00
21200	Employer Medicare	18,608.00	81.00		18,689.00
32200	Evaluation & Testing	15,000.00	39,000.00		54,000.00
49900	Other Supplies and Materials	750.00			750.00
52400	In-Service/Staff Development	1,000.00			1,000.00
		<u>1,614,767.00</u>	<u>45,642.00</u>	<u>-</u>	<u>1,660,409.00</u>

Collierville Schools
Function 72210 - Support Regular Instruction
Amendment #1
Prepared 8-30-16

Department 221 & 228

Object	Description	Budget	Add
10500	Supervisor/Director	400,873.00	69,937.00
11700	Career Ladder	18,000.00	
12900	Librarians	613,701.00	
13600-228	Audiovisual Personnel	1,000.00	
13700	Education Media Personnel	27,230.00	
13700-228	Education Media Personnel	27,230.00	
16100	Secretary(s)	48,208.00	
16200	Clerical Personnel	39,824.00	
18900	Other Salaries & Wages	71,460.00	15,200.00
18900-228	Other Salaries & Wages	12,500.00	
19600	In-Service Training	6,000.00	
20100	Social Security	75,968.00	2,810.00
20100-228	Social Security	2,463.00	
20400	State Retirement	111,032.00	4,004.00
20400-228	State Retirement	3,654.00	
20600	Life Insurance	5,060.00	
20600-228	Life Insurance	124.00	
20700	Medical Insurance	86,880.00	
21200	Employer Medicare	17,767.00	657.00
21200-228	Employer Medicare	577.00	
30700-228	Communication	14,056.00	
30800	Consultants	28,000.00	
33600-228	Maint & Repair - Equipment	1,800.00	
35500	Travel	1,200.00	
43200	Library Books/Materials	69,000.00	
49900-228	Other Supplies & Materials	800.00	
49900	Other Supplies & Materials	5,000.00	
52400	In-Service /Staff Development	145,000.00	99,600.00
52400-228	In-Service/Staff Development	6,000.00	
59900	Other Charges	1,000.00	
79000	Other Equipment	13,000.00	
		<u>1,854,407.00</u>	<u>192,208.00</u>

Subtract	Amended Budget
	470,810.00
	18,000.00
	613,701.00
	1,000.00
	27,230.00
	27,230.00
	48,208.00
39,824.00	-
	86,660.00
	12,500.00
	6,000.00
	78,778.00
	2,463.00
	115,036.00
	3,654.00
	5,060.00
	124.00
	86,880.00
	18,424.00
	577.00
	14,056.00
	28,000.00
	1,800.00
	1,200.00
	69,000.00
	800.00
	5,000.00
	244,600.00
	6,000.00
	1,000.00
	13,000.00
39,824.00	2,006,791.00

Collierville Schools
Function 72220 - Support Special Education
Amendment #1
Prepared 8-30-16

Department 222

Object	Description	Budget	Add	Subtract	Amended Budget
10500	Supervisor/Director	175,649.00			175,649.00
11700	Career Ladder	3,000.00			3,000.00
12400	Psychological Personnel	239,337.00			239,337.00
16200	Clerical Personnel	294,904.00	7,546.00		302,450.00
20100	Social Security	44,199.00	468.00		44,667.00
20400	State Retirement	65,124.00	699.00		65,823.00
20600	Life Insurance	3,500.00			3,500.00
20700	Medical Insurance	58,700.00			58,700.00
21200	Employer Medicare	10,337.00	109.00		10,446.00
30800	Consultants	12,500.00			12,500.00
35500	Travel	3,000.00			3,000.00
39900	Other Contracted Services	383,968.00			383,968.00
49900	Other Supplies & Materials	11,900.00			11,900.00
52400	In-Service/Staff Development	30,000.00			30,000.00
59900	Other Charges	345.00			345.00
79000	Other Equipment	10,000.00			10,000.00
		1,346,463.00	8,822.00	-	1,355,285.00

Collierville Schools
Function 72230 - Support Vocational Education
Amendment #1
Prepared 8-30-16

Department 223

Object	Description	Budget	Add	Subtract	Amended Budget
39900	Other Contracted Services	34,169.00		-	34,169.00
		34,169.00	-	-	34,169.00

Collierville Schools
Function 72250 - Technology
Amendment #1
Prepared 8-30-16

Department 281 & 740

Object	Description	Budget	Add	Subtract	Amended Budget
10500	Supervisor/Director	574,600.00			574,600.00
13800	Instructional Computer Personnel	261,150.00	98,100.00		359,250.00
16200	Clerical Personnel	39,824.00	7,546.00		47,370.00
18900	Other Salaries & Wages	322,261.00			322,261.00
20100	Social Security	74,265.00	6,551.00		80,816.00
20400	State Retirement	109,117.00	9,568.00		118,685.00
20600	Life Insurance	5,845.00	516.00		6,361.00
20700	Medical Insurance	65,817.00			65,817.00
21200	Employer Medicare	17,370.00	1,530.00		18,900.00
30700	Communication	453,840.00			453,840.00
30800	Consultants	112,000.00			112,000.00
33600	Maint & Repair - Equipment	30,000.00			30,000.00
35500	Travel	1,000.00			1,000.00
39900	Other Contracted Services	178,706.00			178,706.00
43500	Office Supplies	3,000.00			3,000.00
49900	Other Supplies & Materials	52,500.00			52,500.00
52400	In-Service/Staff Development	86,500.00			86,500.00
59900	Other Charges	557,640.00	19,000.00		576,640.00
70100	Administrative Equipment	1,125,400.00			1,125,400.00
79000	Other Equipment	40,000.00			40,000.00
		4,110,835.00	142,811.00	-	4,253,646.00

Collierville Schools
Function 72310 - Board of Education
Amendment #1
Prepared 8-30-16

Department 231

Object	Description	Budget	Add	Subtract
18900	Other Salaries & Wages	12,000.00		
20100	Social Security	744.00		
20600	Life Insurance	51,722.00		
20700	Medical Insurance	163,849.00		
21500	Contributions for OPEB	200,000.00		
21200	Employer Medicare	174.00		
30500	Audit Services	49,400.00		
32000	Dues & Membership	12,500.00		
33100	Legal Services	175,000.00		
35500	Travel	300.00		
39900	Other Contracted Services	8,915.00		
49900	Other Supplie & Materials	200.00		
50500	Judgements	86,000.00		
50600	Liability Insurance	104,421.00		
50800	Premium on Corp Surety Bonds	-	9,000.00	
51300	On the Job Injuries	200,000.00		
52400	In-Service/Staff Development	20,000.00		
59900	Other Charges	545,319.00		
		1,630,544.00	9,000.00	-

**Amended
Budget**

12,000.00
744.00
51,722.00
163,849.00
200,000.00
174.00
49,400.00
12,500.00
175,000.00
300.00
8,915.00
200.00
86,000.00
104,421.00
9,000.00
200,000.00
20,000.00
545,319.00
<hr/>
<u>1,639,544.00</u>

Collierville Schools
Function 72320 - Office of Superintendent
Amendment #1
Prepared 8-30-16

Department 232

Object	Description	Budget	Add	Subtract
10100	County Official/Admin Officer	203,400.00		
16100	Secretary(s)	59,482.00		
18900	Other Salaries & Wages	15,000.00		
20100	Social Security	17,229.00		
20400	State Retirement	25,257.00		
20600	Life insurance	1,207.00		
20700	Medical Insurance	29,960.00		
20800	Dental Insurance - Supt.	2,000.00		
21200	Employer Medicare	4,029.00		
29900	Other Fringe Benefits	5,550.00		
32000	Dues & Membership	11,920.00		
34800	Postal Charges	19,350.00		
39900	Other Contracted Services	20,000.00	45,000.00	
43500	Office Supplies	1,500.00		
52400	In-Service/Staff Development	10,000.00		
59900	Other Charges	5,000.00	3,000.00	
70100	Administration Equipment	4,000.00		
		434,884.00	48,000.00	-

**Amended
Budget**

203,400.00
59,482.00
15,000.00
17,229.00
25,257.00
1,207.00
29,960.00
2,000.00
4,029.00
5,550.00
11,920.00
19,350.00
65,000.00
1,500.00
10,000.00
8,000.00
4,000.00
<hr/>
<u>482,884.00</u>

Collierville Schools
Function 72410 - Office of Principal
Amendment #1
Prepared 8-30-16

Department 241

Object	Description	Budget	Add	Subtract	Amended Budget
10401	Assistant Principals	1,674,608.00			1,674,608.00
10402	Elem/Middle Principals	730,924.00			730,924.00
10403	Secondary/Vice Principals	197,135.00			197,135.00
11700	Career Ladder	9,000.00			9,000.00
16100	Secretary(s)	365,590.00			365,590.00
16200	Clerical Personnel	599,784.00			599,784.00
18900	Lunch Room Monitors	21,600.00			21,600.00
20100	Social Security	223,116.00			223,116.00
20400	State Retirement	325,585.00			325,585.00
20600	Life Insurance	17,345.00			17,345.00
20700	Medical Insurance	366,459.00			366,459.00
21200	Employer Medicare	52,180.00			52,180.00
32000	Dues & Membership	10,000.00			10,000.00
35500	Travel	6,000.00			6,000.00
52400	In-Service/Staff Development	32,000.00			32,000.00
		<u>4,631,326.00</u>	-	-	<u>4,631,326.00</u>

Collierville Schools
Function 72510 - Fiscal Services
Amendment #1
Prepared 8-30-16

Department 251

Object	Description	Budget	Add	Subtract
10500	Supervisor/Director	114,036.00		
11900	Accountants/Bookkeepers	158,837.00	46,656.00	
16100	Secretary	49,046.00		
18900	Other Salaries & Wages	-	42,000.00	
20100	Social Security	19,959.00	5,497.00	
20400	State Retirement	29,842.00	8,218.00	
20600	Life Insurance	1,571.00	433.00	
20700	Medical Insurance	44,519.00	2,081.00	
21200	Employer Medicare	4,668.00	1,285.00	
32000	Dues & Membership	2,675.00		
35500	Travel	300.00		
39900	Other Contracted Services	194,058.00	64,360.00	
43500	Office Supplies	2,400.00	800.00	
49900	Other Supplies & Materials	1,000.00	9,000.00	
52400	In-Service/Staff Development	11,800.00	2,500.00	
70100	Administration Equipment	4,000.00	39,000.00	
		638,711.00	221,830.00	-

**Amended
Budget**

114,036.00
205,493.00
49,046.00
42,000.00
25,456.00
38,060.00
2,004.00
46,600.00
5,953.00
2,675.00
300.00
258,418.00
3,200.00
10,000.00
14,300.00
43,000.00
<hr/>
860,541.00
<hr/>

Collierville Schools
Function 72520 - Human Resources
Amendment #1
Prepared 8-30-16

Department 252

Object	Description	Budget	Add	Subtract
10500	Supervisor/Director	91,962.00	3,918.00	
16100	Secretary(s)	96,415.00		
20100	Social Security	11,679.00	243.00	
20400	State Retirement	17,251.00	355.00	
20600	Life Insurance	919.00	19.00	
20700	Medical Insurance	28,547.00		
21000	Unemployment Compensation	24,000.00		
21200	Employer Medicare	2,731.00	57.00	
29900	Other Fringe Benefits	7,140.00		
32000	Dues & Membership	1,800.00		
35500	Travel	500.00		
39900	Other Contracted Services	12,395.00	3,000.00	
41100	Data Processing Supplies	1,500.00		
43500	Office Supplies	1,780.00		
52400	In-Service/Staff Development	22,700.00		
70100	Administration Equipment	3,000.00		
		324,319.00	7,592.00	-

**Amended
Budget**

95,880.00

96,415.00

11,922.00

17,606.00

938.00

28,547.00

24,000.00

2,788.00

7,140.00

1,800.00

500.00

15,395.00

1,500.00

1,780.00

22,700.00

3,000.00

331,911.00

Collierville Schools
Function 72610 - Operation of Plant
Amendment #1
Prepared 8-30-16

Department 261

Object	Description	Budget	Add	Subtract
16600	Custodial Personnel	420,508.00	28,188.00	
20100	Social Security	26,071.00	1,748.00	
20400	State Retirement	38,981.00	2,613.00	
20600	Life Insurance	2,250.00		
20700	Medical Insurance	43,703.00	1,297.00	
21200	Employer Medicare	6,097.00	409.00	
32800	Janitorial Services	1,032,350.00	6,820.00	
35500	Travel	-	2,000.00	
39900	Other Contracted Services	189,987.00		
41000	Custodial Supplies	15,000.00		
41500	All Utilities	1,526,206.00	15,000.00	
49900	Other Supplies & Materials	6,000.00		
50200	Building & Content Insurance	171,553.00		
52400	In-Service/Staff Devel.	258.00		
59900	Other Charges	13,920.00	750.00	
72000	Plant Operation Equipment	8,975.00		
		3,501,859.00	58,825.00	-

**Amended
Budget**

448,696.00
27,819.00
41,594.00
2,250.00
45,000.00
6,506.00
1,039,170.00
2,000.00
189,987.00
15,000.00
1,541,206.00
6,000.00
171,553.00
258.00
14,670.00
8,975.00

3,560,684.00

Collierville Schools
Function 72620 - Maintenance of Plant
Amendment #1
Prepared 8-30-16

Department 262

Object	Description	Budget	Add	Subtract	Amended Budget
10500	Supervisor/Director	173,664.00			173,664.00
16100	Secretary	48,208.00			48,208.00
20100	Social Security	13,756.00			13,756.00
20400	State Retirement	12,139.00			12,139.00
20600	Life Insurance	500.00			500.00
20700	Medical Insurance	13,056.00			13,056.00
21200	Employer Medicare	3,217.00			3,217.00
33500	Maint & Repair - Building	250,000.00			250,000.00
33600	Maint & Repair - Equipment	75,000.00			75,000.00
35500	Travel	1,360.00			1,360.00
39900	Other Contracted Services	829,142.00			829,142.00
49900	Other Supplies & Materials	1,000.00			1,000.00
52400	In-Service/Staff Devel.	3,280.00			3,280.00
59900	Other Charges	15,000.00			15,000.00
70100	Administration Equipment	1,500.00			1,500.00
		<u>1,440,822.00</u>	-	-	<u>1,440,822.00</u>

Collierville Schools
Function - 72710 - Transportation
Amendment #1
Prepared 8-30-16

Department 271

Object	Description	Budget	Add	Subtract
10500	Supervisor/Director	77,225.00		
16200-750	Clerical Personnel	41,616.00		
18900-750	Other Salaries & Wages	172,012.00		
20100	Social Security	18,033.00		
20400	State Retirement	13,313.00		
20600	Life Insurance	697.00		
20700	Medical Insurance	13,383.00		
21200	Employer Medicare	4,217.00		
31200	Contracts W/Private Agencies	2,300,000.00		
35500	Travel	2,000.00		
39900	Other Contracted Services	30,820.00		
41200	Diesel Fuel	366,000.00	2,400.00	
42500	Gasoline	5,000.00		
49900	Other Supplies & Material	1,000.00		
52400	In-Service/Staff Development	3,000.00		
59900	Other Charges	3,300.00		
70100	Administration Equipment	1,500.00		
		<u>3,053,116.00</u>	<u>2,400.00</u>	<u>-</u>

**Amended
Budget**

77,225.00
41,616.00
172,012.00
18,033.00
13,313.00
697.00
13,383.00
4,217.00
2,300,000.00
2,000.00
30,820.00
368,400.00
5,000.00
1,000.00
3,000.00
3,300.00
1,500.00
<hr/>
<u>3,055,516.00</u>

Collierville Schools
Function - 72810 - Central and Other
Amendment #1
Prepared 8-30-16

Department 282 & 283

Object	Description	Budget	Add	Subtract
10500	Supervisor/Director	121,380.00		
16100	Secretary	47,369.00		
18900	Other Salaries & Wages	75,196.00		
20100	Social Security	15,125.00		
20400	State Retirement	22,335.00		
20600	Life Insurance	1,190.00		
20700	Medical Insurance	24,721.00		
21200	Employer Medicare	3,538.00		
35500	Travel	2,000.00		
39900	Other Contacted Services	94,000.00		
43500	Office Supplies	41,000.00		
52400	In-Service/Staff Development	14,475.00		
59900	Other Charges	4,400.00		
70100	Administration Equipment	5,500.00		
		472,229.00	-	-

Amended Budget

121,380.00

47,369.00

75,196.00

15,125.00

22,335.00

1,190.00

24,721.00

3,538.00

2,000.00

94,000.00

41,000.00

14,475.00

4,400.00

5,500.00

472,229.00

Collierville Schools
Function 76100 - Regular Capital Outlay
Amendment #1
Prepared 8-30-16

Department 610

Object	Description	Budget	Add	Subtract	Amended Budget
30400	Architects	50,000.00			50,000.00
30800	Consultants	15,000.00			15,000.00
32100	Engineering Services	30,000.00			30,000.00
39900	Other Contracted Services	10,000.00			10,000.00
70700	Building Improvements	260,000.00			260,000.00
72400	Site Development	70,000.00			70,000.00
79900	Other Capital Outlay	407,683.00	122,761.00		530,444.00
		<u>842,683.00</u>	<u>122,761.00</u>	<u>-</u>	<u>965,444.00</u>

Collierville Schools
 General Fund Expenditures 2016-17
 Amendment #1
 Prepared 8-30-16

Function	Budget	Add	Subtract	Amended Budget
Function 71100 - Reg. Instruction	37,164,186.00	805,133.00		37,969,319.00
Function 71150 - Alternative Education	202,704.00		14,928.00	187,776.00
Function 71200 - Special Education	5,551,299.00	2,450.00		5,553,749.00
Function 71300 - Vocational Education	983,624.00			983,624.00
Function 72110 - Attendance	662,221.00			662,221.00
Function 72120 - Health Services	976,685.00	14,000.00		990,685.00
Function 72130 - Other Student Support	1,614,767.00	45,642.00		1,660,409.00
Function 72210 - Support Regular Instruction	1,854,407.00	152,384.00		2,006,791.00
Function 72220 - Support Special Education	1,346,463.00	8,822.00		1,355,285.00
Function 72230 - Support Vocational Education	34,169.00			34,169.00
Function 72250 - Technology	4,110,835.00	142,811.00		4,253,646.00
Function 72310 - Board of Education	1,630,544.00	9,000.00		1,639,544.00
Function 72320 - Office of Superintendent	434,884.00	48,000.00		482,884.00
Function 72410 - Office of Principal	4,631,326.00			4,631,326.00
Function 72510 - Fiscal Services	638,711.00	221,830.00		860,541.00
Function 72520 - Human Resources	324,319.00	7,592.00		331,911.00
Function 72610 - Operation of Plant	3,501,859.00	58,825.00		3,560,684.00
Function 72620 - Maintenance of Plant	1,440,822.00			1,440,822.00
Function 72710 - Transportation	3,053,116.00	2,400.00		3,055,516.00
Function 72810 - Central and Other	472,229.00			472,229.00
Function 76100 - Regular Capital Outlay	842,683.00	122,761.00		965,444.00
	<u>71,471,853.00</u>	<u>1,641,650.00</u>	<u>14,928.00</u>	<u>73,098,575.00</u>

Explanation of Adjustments:

Correction of expenditure balances in General Fund Budget to reflect projected year-end balances including payroll and accounts payable accruals.

Collierville Schools
General Fund Revenue 2016-17
Amendment #1
Prepared 8-30-16

Function	Description	Budget	Add	Subtract	Amended Budget	
40110	Current Property Tax	19,051,059.00	1,553,820.00	-	20,604,879.00	1
40120	Trustee's Collections - PY	476,015.00	-	-	476,015.00	
40130	Clerk & Master - Circuit Court PY	285,137.00	-	-	285,137.00	
40150	Pickup Taxes	1,589,942.00	-	-	1,589,942.00	
40162	Payments in Lieu of Taxes - Local Utilities	171,767.00	-	-	171,767.00	
40163	Payments in Lieu of Taxes - Other	257,650.00	-	-	257,650.00	
40210	Local Option Sales Tax	8,599,798.00	-	-	8,599,798.00	
40240	Wheel Tax	100,000.00	-	-	100,000.00	
40270	Business Tax	2,941.00	-	-	2,941.00	
40275	Mixed Drink Tax	179,683.00	-	-	179,683.00	
40390	Municipal Tax	2,295,371.00	-	17,228.00	2,278,143.00	2
43513	Tuition - Summer School	35,000.00	-	-	35,000.00	
43515	Tuition - Other State Systems	115,000.00	-	-	115,000.00	
43990	Other Charges for Services	500,000.00	100,000.00	-	600,000.00	3
43991	Other Charges for Svcs - Shared Svcs	690,895.00	-	-	690,895.00	
44120	Lease/Rentals	10,000.00	-	-	10,000.00	
44130	Laptop Insurance	5,250.00	-	-	5,250.00	
44146	E-Rate Funding	482,700.00	-	100,000.00	382,700.00	3
44170	Miscellaneous Refunds	243,703.00	-	-	243,703.00	
44560	Damages Recovered from Individuals	6,000.00	-	-	6,000.00	
44990	Other Local Revenue	28,250.00	-	-	28,250.00	
46511	Basic Education Program	36,000,869.00	90,131.00	-	36,091,000.00	4
46590	Other State Education Funds	100,534.00	-	-	100,534.00	
46610	Career Ladder Program	163,000.00	-	-	163,000.00	

47143	Special Ed - Grants to States	30,000.00	-	-	30,000.00
49800	Transfers In	51,288.00	-	-	51,288.00
	Total	<u>71,471,852.00</u>	<u>1,743,951.00</u>	<u>117,228.00</u>	<u>73,098,575.00</u>

Explanation of Adjustments:

- 1 Additional revenue allocated by Shelby County to SCS; CS receives ADA share in the amount of \$1,553,820.
- 2 Municipal revenue should be \$17,228 less than projected.
- 3 Transfer revenue to Other Charges for Services (Reimb from Schools). Less needed in E-Rate revenue.
- 4 BEP Revenue net increase due to gap insurance correction by State of TN.