

**Board Work Session
April 26, 2016 6:00 PM
Collierville Town Hall, Board Chambers
146 College Street
Collierville, TN 38017**

I. Call to Order	Kevin Vaughan, Vice-Chairman
II. Roll Call	Kevin Vaughan, Vice-Chairman
III. Staff Items	
A. Review of Proposed 2016-2017 General Fund Budget	John S. Aitken, Superintendent
B. Review of Proposed 2016-2017 Special Revenue Fund Budget	John S. Aitken, Superintendent
C. Review of Resolution #8, Amendment #2 2015-2016 Education Capital Projects Fund Budget	John S. Aitken, Superintendent
D. Review of March 2016 Monthly Financial Report	John S. Aitken, Superintendent
E. Discussion of Recommendation of Inclement Weather Day	John S. Aitken, Superintendent
F. Review of Policy #5.612, Whistleblower Protection	John S. Aitken, Superintendent
G. Review of Policy #6.204, Attendance of Non-Resident Students	John S. Aitken, Superintendent
H. Review of Policy #6.206, Transfers Within the System	John S. Aitken, Superintendent
I. Review of Policy #6.405, Medicines	John S. Aitken, Superintendent
J. Review of 5 Year Capital Improvement Plan Update	John S. Aitken, Superintendent
K. Review of Crosswind Elementary Asphalt Resurfacing Bid #FY 160034	John S. Aitken, Superintendent
IV. Superintendent's Update	John S. Aitken, Superintendent
V. Vice-Chairman's Update	Kevin Vaughan, Vice-Chairman
VI. Adjournment	



**COLLIERVILLE
SCHOOLS**
SCHOLARSHIP · INTEGRITY · SERVICE

GENERAL FUND BUDGET

2016-2017

BUDGET SUMMARY

COLLIERVILLE SCHOOLS BUDGET SUMMARY

<u>REVENUES</u>	<u>2016-17</u> <u>BUDGET</u>	<u>2015-16</u> <u>BUDGET</u>	<u>2014-15</u> <u>ACTUAL</u>
COUNTY TAXES	33,009,363	30,709,191	29,974,401
CHARGES FOR SERVICES	1,340,895	1,248,095	1,259,486
OTHER LOCAL REVENUE	775,903	450,970	295,737
STATE EDUCATION FUNDS	36,264,403	34,615,534	33,002,444
FEDERAL FUNDS THROUGH STATE	30,000	30,000	0
OTHER SOURCES	51,288	47,533	5,295,276
RESERVES	0	0	0
TOTAL GENERAL PURPOSE REVENUE	71,471,852	67,101,323	69,827,344
<u>EXPENDITURES</u>			
INSTRUCTION	35,581,614	34,328,756	31,113,610
SPECIAL EDUCATION PROGRAM	5,551,299	4,760,536	4,241,943
CAREER AND TECHNICAL EDUCATION PROGRAM	983,624	915,203	883,537
ALTERNATIVE EDUCATION PROGRAM	202,704	207,007	268,589
INSTRUCTIONAL TELEVISION	101,604	94,346	78,138
PLANNING	34,280	33,510	28,714
STUDENT SERVICES	627,941	669,324	751,602
HEALTH SERVICES	976,685	915,825	771,907
OTHER STUDENT SUPPORT	1,614,765	1,625,852	1,479,595
SUPPORT: REGULAR INSTRUCTION	1,784,203	1,489,511	1,280,570
SUPPORT: SPECIAL EDUCATION	1,346,463	1,303,373	1,180,005
SUPPORT: TECHNICAL EDUCATION	34,169	33,754	29,614
BOARD OF EDUCATION SERVICES	1,630,544	1,655,196	1,148,754
OFFICE OF SUPERINTENDENT	434,884	412,154	382,607
OFFICE OF PRINCIPAL	4,631,326	4,510,372	4,235,364
FISCAL SERVICES	638,711	621,821	583,749
HUMAN RESOURCES	324,319	373,655	258,354
OPERATION OF PLANT	3,501,859	3,314,115	2,938,214
MAINTENANCE OF PLANT	1,440,822	1,322,446	1,245,083
TRANSPORTATION	3,053,116	3,342,079	2,310,427
SPECIAL SERVICES	418,229	342,471	201,501
SCHOOL SAFETY	54,000	87,840	61,224
TECHNOLOGY	5,662,007	3,697,178	3,132,707
REGULAR CAPITAL OUTLAY	842,683	1,045,000	506,674
TRANSFERS TO OTHER FUNDS			645,407
TOTAL GENERAL PURPOSE EXPENDITURES	71,471,852	67,101,323	59,757,889

REVENUE

COLLIERVILLE SCHOOLS BUDGET SUMMARY

<u>Description</u>	<u>2016-17 BUDGET</u>	<u>2015-16 BUDGET</u>	<u>2014-15 ACTUAL</u>
COUNTY TAXES	33,009,363	30,709,191	29,974,401
CHARGES FOR SERVICES	1,340,895	1,248,095	1,259,486
RECURRING LOCAL REVENUE	741,653	416,720	277,604
NONRECURRING LOCAL REVENUE	34,250	34,250	18,133
STATE EDUCATION FUNDS	36,264,403	34,615,534	33,002,444
FED FUNDS RCVD THRU STATE	30,000	30,000	0
OTHER SOURCES	51,288	47,533	5,295,276
RESERVES	0	0	0
GRAND TOTAL REVENUES	71,471,852	67,101,323	69,827,344

COLLIERVILLE SCHOOLS BUDGET SUMMARY

COUNTY TAXES		2016-17	2015-16	2014-15
<u>ACCOUNT</u>	<u>Description</u>	<u>BUDGET</u>	<u>BUDGET</u>	<u>ACTUAL</u>
40110	Current Property Tax	19,051,059	18,282,783	17,723,746
40120	Trustee Collection (prior year)	476,015	387,000	443,617
40130	Circuit Court (prior year)	285,138	240,000	265,731
40150	Pick-Up Taxes	1,589,942	1,444,000	1,444,059
40162	Pay In lieu of Taxes - Utility	171,767	156,000	155,488
40163	Pay In lieu of Taxes - Exempt Property	257,650	234,000	233,928
40210	Local Option Sales Tax	8,599,798	7,616,671	7,203,763
40240	Wheel Tax	100,000	0	95,249
40270	Privilege Tax	2,941	2,754	2,741
40275	Mixed Drink Tax	179,683	175,648	167,454
40390	Municipal Tax	2,295,371	2,170,335	2,238,625
TOTAL COUNTY TAXES		33,009,363	30,709,191	29,974,401

Informational Note:

Includes Collierville Schools District's share of Shelby County education property taxes and Shelby County local option sales taxes based on the average daily attendance(ADA) distribution projected to be 5.73% for 2016-17. The State requires 15 cent equivalent Local Property Tax, projected to be \$2,295,371. Also includes Collierville Schools District's share of one half of tax assessed in Shelby County on the seating capacity of establishments serving mixed drinks based on the Average Daily Attendance (ADA) distribution of 5.73% of total Shelby County students.

COLLIERVILLE SCHOOLS BUDGET SUMMARY

CHARGES FOR SERVICES

<u>ACCOUNT</u>	<u>Description</u>	<u>2016-17 BUDGET</u>	<u>2015-16 BUDGET</u>	<u>2014-15 ACTUAL</u>
43513	Tuition Summer School	35,000	35,000	12,024
43515	Tuition-Other State Systems	115,000	134,000	127,650
43990	Other Charges for Services	500,000	420,000	421,340
43991	Other Charges for Services (Shared Services)	690,895	659,095	698,472
TOTAL CHARGES FOR SERVICES		1,340,895	1,248,095	1,259,486

Informational Note:

Includes reimbursement from schools for summer school, and other school purchases. This includes any tuition revenue for summer school as well as tuition for students residing outside the County who attend Collierville Schools. This also includes revenue from other municipal school districts for recoup of shared services expenditures.

COLLIERVILLE SCHOOLS BUDGET SUMMARY

RECURRING LOCAL REVENUE

<u>ACCOUNT</u>	<u>Description</u>	<u>2016-17 BUDGET</u>	<u>2015-16 BUDGET</u>	<u>2014-15 ACTUAL</u>
44110	Interest Earned	0	0	0
44120	Lease/Rentals	10,000	10,000	1,612
44130	Laptop Insurance Payments	5,250	250	14,865
44146	E-Rate Funding	482,700	168,470	18,873
44170	Miscellaneous Revenue	243,703	238,000	242,254
TOTAL RECURRING LOCAL REVENUE		741,653	416,720	277,604

Informational Note:
Includes rental income, e-Rate funding, and miscellaneous revenue from Town of Collierville for Collierville TV (P.E.G. Funds) as well as reimbursements from schools for substitutes (Kelly Services).

COLLIERVILLE SCHOOLS BUDGET SUMMARY

NONRECURRING LOCAL REVENUE

<u>ACCOUNT</u>	<u>Description</u>	<u>2016-17 BUDGET</u>	<u>2015-16 BUDGET</u>	<u>2014-15 ACTUAL</u>
44520	Insurance Recovery	0	0	0
44530	Sale of Equipment	0	0	0
44560	Damages Recovered/Individuals	6,000	6,000	6,598
44990	Other Local Revenue	28,250	28,250	11,535
TOTAL NONRECURRING LOCAL REVENUE		34,250	34,250	18,133

Informational Note:

Includes funds received from collections for lost textbooks and library fines. Other local revenue is from TML for bonus (Workman's Comp).

COLLIERVILLE SCHOOLS BUDGET SUMMARY

STATE EDUCATION FUNDS

<u>ACCOUNT</u>	<u>Description</u>	<u>2016-17 BUDGET</u>	<u>2015-16 BUDGET</u>	<u>2014-15 ACTUAL</u>
46511	Basic Education Program	36,000,869	34,352,000	32,405,000
46590	Other State Education Funds	100,534	100,534	383,552
46610	Career Ladder Program	163,000	163,000	154,897
46612	Extended Contracts	0	0	58,995
TOTAL STATE EDUCATION FUNDS		36,264,403	34,615,534	33,002,444

Informational Note:

Includes Collierville Schools District's share of the Basic Education Program (BEP) and other flow-through state funds such as Career Ladder. Other State funds are made up of ConnectTN funds as well as ACT reimbursements from the State of TN. The State did not budget money for Extended Contract for the 2016-17 FY or 2015-16 FY.

COLLIERVILLE SCHOOLS BUDGET SUMMARY

FED FUNDS RCVD THRU STATE

<u>ACCOUNT</u>	<u>Description</u>	<u>2016-17 BUDGET</u>	<u>2015-16 BUDGET</u>	<u>2014-15 ACTUAL</u>
47143	Special Ed - Grants to States	30,000	30,000	0
47590	Other Federal Thru State	0	0	0
TOTAL FED FUNDS RCVD THRU STATE		30,000	30,000	0

Informational Note:

Includes funds for financial assistance for "high cost" special education students, and other federal funds that come through the State of Tennessee.

COLLIERVILLE SCHOOLS BUDGET SUMMARY

OTHER SOURCES

<u>ACCOUNT</u>	<u>Description</u>	<u>2016-17 BUDGET</u>	<u>2015-16 BUDGET</u>	<u>2014-15 ACTUAL</u>
49800	Indirect Costs - Fed Programs/Grants	51,288	47,533	35,476
49810	City General Fund Transfers	0	0	5,259,800
	TOTAL OTHER SOURCES	<hr/> 51,288	<hr/> 47,533	<hr/> 5,295,276
	TOTAL ESTIMATED REVENUE	71,471,852	67,101,323	69,827,344
	RESERVES	0	0	0
	TOTAL AVAILABLE REVENUES	71,471,852	67,101,323	69,827,344

<p><i>Informational Note:</i></p> <p><i>Includes reimbursement from the federal projects to cover a portion of the administrative and clerical costs of administering programs in the form of indirect cost at 2%.</i></p>
--

EXPENDITURES

COLLIERVILLE SCHOOLS BUDGET SUMMARY

<u>Description</u>	<u>2016-17 PERS</u>	<u>2016-17 BUDGET</u>	<u>2015-16 PERS</u>	<u>2015-16 BUDGET</u>	<u>2014-15 ACTUAL</u>
REGULAR INSTRUCTION	456.50	35,581,614	451	34,328,756	31,113,610
EXCEPTIONAL CHILDREN INSTR	99	5,551,299	83	4,760,536	4,241,943
TECHNICAL EDUCATION	13	983,624	12	915,203	883,537
ALTERNATIVE EDUCATION	4	202,704	1	207,007	268,589
INSTRUCTIONAL TELEVISION	0.50	101,604	0.50	94,346	78,138
PLANNING	0	34,280	0	33,510	28,714
STUDENT SERVICES	6	627,941	6	669,324	751,602
HEALTH SERVICES	18	976,685	17	915,825	771,907
OTHER STUDENT SUPPORT	20	1,614,765	19	1,625,852	1,479,595
SUPPORT: REG. INSTRUCTION	18.50	1,784,203	17.50	1,489,511	1,280,570
SUPPORT: SPEC. EDUCATION	14	1,346,463	14	1,303,373	1,180,005
SUPPORT: TECH. EDUCATION	0	34,169	0	33,754	29,614
BOARD OF ED. SERVICES	5	1,630,544	5	1,655,196	1,148,754
OFFICE OF SUPERINTENDENT	2	434,884	2	412,154	382,607
OFFICE OF PRINCIPAL	65	4,631,326	65	4,510,372	4,235,364
FISCAL SERVICES	5	638,711	5	621,821	583,749
HUMAN RESOURCES	3	324,319	4	373,655	258,354
OPERATION OF PLANT	9	3,501,859	9	3,314,115	2,938,214
MAINTENANCE OF PLANT	3	1,440,822	3	1,322,446	1,245,083
TRANSPORTATION	5	3,053,116	5	3,342,079	2,310,427
SPECIAL SERVICES	3	418,229	2	342,471	201,501
SCHOOL SAFETY	0	54,000	0	87,840	61,224
TECHNOLOGY	18	5,662,007	17	3,697,178	3,132,707
REGULAR CAPITAL OUTLAY	0	842,683	0	1,045,000	506,674
TRANSFERS TO OTHER FUNDS					645,407
GRAND TOTAL EXPENDITURES	<u>767.50</u>	<u>71,471,852</u>	<u>738</u>	<u>67,101,323</u>	<u>59,757,889</u>

COLLIERVILLE SCHOOLS BUDGET SUMMARY

REGULAR INSTRUCTION PROGRAM

<u>ACCOUNT</u>	<u>Description</u>	2016-17	2016-17	2015-16	2015-16	2014-15
		<u>PERS</u>	<u>BUDGET</u>	<u>PERS</u>	<u>BUDGET</u>	<u>ACTUAL</u>
11600	Teachers	428.50	25,544,706	423	25,076,054	22,971,392
11700	Career Ladder		107,000		121,000	121,488
12700	Extended Contracts		0		50,000	42,455
16300	Educational Assistants (MS, HS)	4	91,981	4	88,888	102,973
16300	Educational Assistants (Elem)	24	432,684	24	427,594	423,030
18900	Stipends		0		0	0
20100	Social Security		1,622,935		1,597,339	1,392,536
20400	State Retirement - Certified		2,318,914		2,282,334	2,106,876
20400	State Retirement - Classified		48,636		47,878	48,760
20600	Life Insurance		111,249		111,249	94,286
20700	Medical Insurance		2,658,081		2,301,266	2,146,620
21200	Medicare		379,557		373,571	323,715
SUBTOTAL SALARY & FRINGES		<u>456.50</u>	<u>33,315,743</u>	<u>451</u>	<u>32,477,173</u>	<u>29,774,131</u>

Informational Note:

Includes personnel and benefits for teachers, classroom assistants, study hall and In-School Suspension assistants. Teacher salaries also includes the additional pay for Differentiated Pay and Coaches Supplements. Career Ladder is a State funded initiative.

COLLIERVILLE SCHOOLS BUDGET SUMMARY

REGULAR INSTRUCTION PROGRAM

<u>ACCOUNT</u>	<u>Description</u>	<u>2016-17 BUDGET</u>	<u>2015-16 BUDGET</u>	<u>2014-15 ACTUAL</u>
33600	Maintenance & Repair - Equipment	10,500	8,716	0
39900	Other Contracted Services	650,000	625,522	512,758
42900	Instructional Supplies & Materials	575,696	536,820	365,180
44900	Textbooks	300,000	167,600	99,692
49900	Other Supplies & Materials	20,875	19,880	19,490
59902	Summer School	60,000	40,000	0
59900	Other Charges	8,800	8,800	3,215
72200	Regular Instruction Equipment	140,000	144,245	0
72217	Instructional Equipment(Reimbursed)	500,000	300,000	339,144
SUBTOTAL SERVICES		2,265,871	1,851,583	1,339,479
TOTAL REGULAR INSTRUCTION		35,581,614	34,328,756	31,113,610

Informational Note:

Includes costs for textbooks, materials and supplies and instructional equipment provided to the schools.

Instructional equipment (reimbursed) includes items such as computers and other equipment purchased by Board and paid for by individual schools.

High School summer school is provided on a tuition basis.

COLLIERVILLE SCHOOLS BUDGET SUMMARY

SPECIAL EDUCATION PROGRAM

<u>ACCOUNT</u>	<u>Description</u>	2016-17 <u>PERS</u>	2016-17 <u>BUDGET</u>	2015-16 <u>PERS</u>	2015-16 <u>BUDGET</u>	2014-15 <u>ACTUAL</u>
11600	Teachers	46	2,622,052	40	2,235,015	2,169,600
11700	Career Ladder Program		8,000		8,000	8,000
12700	Extended Contracts		0		0	2,575
16300	Educational Assistants	44	1,094,702	35	869,468	559,091
17100	Speech Pathologists	9	537,080	8	492,840	443,534
20100	Social Security		264,234		223,530	184,431
20400	State Retirement - Certified		286,309		247,321	236,946
20400	State Retirement - Classified		101,479		80,600	51,827
20600	Life Insurance		17,750		17,750	12,731
20700	Medical Insurance		324,996		303,735	288,311
21200	Medicare		61,797		52,277	43,133
SUBTOTAL SALARY & FRINGES		<u>99</u>	<u>5,318,399</u>	<u>83</u>	<u>4,530,536</u>	<u>4,000,179</u>

Informational Note:

Includes salaries and benefits for teachers, speech pathologists, and educational assistants used in Special Education classes.

COLLIERVILLE SCHOOLS BUDGET SUMMARY

SPECIAL EDUCATION PROGRAM

<u>ACCOUNT</u>	<u>Description</u>	<u>2016-17 BUDGET</u>	<u>2015-16 BUDGET</u>	<u>2014-15 ACTUAL</u>
31100	Contracts W/Other School Systems	0	0	31,164
31200	Contracts W/Private Agencies	54,000	80,000	49,982
33600	Maintenance & Repair -Equipment	5,000	5,000	5,315
39900	Other Contracted Services	80,000	60,000	84,552
42900	Instructional Supplies & Materials	29,900	40,000	14,800
49900	Other Supplies and Materials	24,000	20,000	10,203
72500	Special Education Equipment	40,000	25,000	45,748
	SUBTOTAL SERVICES	232,900	230,000	241,764
	TOTAL SPECIAL EDUCATION	5,551,299	4,760,536	4,241,943

Informational Note:

*Includes contracts for services with private providers for hearing impaired services to achieve cost efficiency.
Includes cost of materials and supplies and equipment used to provide Special Education services.*

COLLIERVILLE SCHOOLS BUDGET SUMMARY

CAREER AND TECHNICAL EDUCATION PROGRAM

<u>ACCOUNT</u>	<u>Description</u>	<u>2016-17 PERS</u>	<u>2016-17 BUDGET</u>	<u>2015-16 PERS</u>	<u>2015-16 BUDGET</u>	<u>2014-15 ACTUAL</u>
11600	Teachers	13	741,566	12	685,075	680,352
11700	Career Ladder Program		2,000		2,000	2,000
12700	Extended Contracts		0		0	0
20100	Social Security		46,101		42,599	39,171
20400	State Retirement - Certified		67,218		62,112	61,685
20600	Life Insurance		3,400		3,000	2,746
20700	Medical Insurance		78,314		78,336	67,733
21200	Medicare		10,782		9,963	9,161
SUBTOTAL SALARY & FRINGES		<u>13</u>	<u>949,381</u>	<u>12</u>	<u>883,085</u>	<u>862,848</u>

Informational Note:

Includes salaries and benefits for teachers in the Career and Technical Education programs provided in all high schools and the two middle schools.

COLLIERVILLE SCHOOLS BUDGET SUMMARY

CAREER AND TECHNICAL EDUCATION PROGRAM

<u>ACCOUNT</u>	<u>Description</u>	<u>2016-17 BUDGET</u>	<u>2015-16 BUDGET</u>	<u>2014-15 ACTUAL</u>
33600	Maintenance & Repair -Equipment	4,307	4,307	0
39900	Other Contracted Services	0	0	702
42900	Instructional Supplies & Materials	12,600	10,475	9,895
44900	Textbooks	4,500	4,500	0
49900	Other Supplies & Materials	2,500	2,500	0
73000	Technical Instruction Equipment	10,336	10,336	10,092
SUBTOTAL SERVICES		34,243	32,118	20,689
TOTAL TECHNICAL EDUCATION		983,624	915,203	883,537

Informational Note:

Includes textbooks, materials and supplies, and equipment needed in Career and Technical Education programs at all high schools and two middle schools.

COLLIERVILLE SCHOOLS BUDGET SUMMARY

ALTERNATIVE EDUCATION PROGRAM

<u>ACCOUNT</u>	<u>Description</u>	<u>2016-17</u> <u>PERS</u>	<u>2016-17</u> <u>BUDGET</u>	<u>2015-16</u> <u>PERS</u>	<u>2015-16</u> <u>BUDGET</u>	<u>2014-15</u> <u>ACTUAL</u>
11600	Teachers	2	115,000		0	0
12800	Homebound Teachers	2	45,000	1	30,000	15,243
20100	Social Security		9,920		1,860	945
20400	State Retirement		14,464		2,712	0
21200	Medicare		2,320		435	221
31100	Contracts with Other School Systems		0		150,000	252,000
39900	Other Contracted Services		12,000		20,000	0
42900	Instructional Supplies & Materials		1,500		1,500	180
59900	Other Charges		2,500		500	0
TOTAL ALTERNATIVE EDUCATION		<u>4</u>	<u>202,704</u>	<u>1</u>	<u>207,007</u>	<u>268,589</u>

Informational Note:

Includes salaries and benefits and supplies/materials for alternative school academic and counseling programs conducted at Collierville Schools.

COLLIERVILLE SCHOOLS BUDGET SUMMARY

INSTRUCTIONAL TELEVISION

<u>ACCOUNT</u>	<u>Description</u>	<u>2016-17 PERS</u>	<u>2016-17 BUDGET</u>	<u>2015-16 PERS</u>	<u>2015-16 BUDGET</u>	<u>2014-15 ACTUAL</u>
13600	Audiovisual Personnel		1,000		1,000	0
13700	Education Media Personnel	0.50	27,230	0.50	26,500	27,770
18900	Other Salaries & Wages		12,500		12,500	12,500
20100	Social Security		2,463		2,418	2,239
20400	State Retirement - Certified		1,130		1,130	1,130
20400	State Retirement - Classified		2,524		2,457	2,449
20600	Life Insurance		124		124	108
20700	Medical Insurance		0		4,056	3,863
21200	Medicare		576		566	524
SUBTOTAL SALARY & FRINGES		<u>0.50</u>	<u>47,548</u>	<u>0.50</u>	<u>50,751</u>	<u>50,583</u>

Informational Note:
*Includes salaries and benefits for Instructional Television programs at Collierville High School.
 Revenues for these programs are generated by a portion of the Cable-TV subscribers' fees collected by the franchise holder in these communities as well as the municipalities for which the program provides government television access services.*

COLLIERVILLE SCHOOLS BUDGET SUMMARY

INSTRUCTIONAL TELEVISION

<u>ACCOUNT</u>	<u>Description</u>	<u>2016-17 BUDGET</u>	<u>2015-16 BUDGET</u>	<u>2014-15 ACTUAL</u>
30700	Communication	14,056	800	190
33600	Maintenance/Repair-Equipment	1,800	1,750	0
42900	Instructional Supplies & Materials	800	600	273
52400	In-Service/Staff Development	6,000	1,000	0
72200	Equipment	31,400	39,445	27,092
	SUBTOTAL SERVICES	54,056	43,595	27,555
	TOTAL INSTRUCTIONAL TELEVISION	101,604	94,346	78,138

Informational Note:

Includes costs associated with the operation of Instructional Television programs at Collierville High school.

COLLIERVILLE SCHOOLS BUDGET SUMMARY

PLANNING

<u>ACCOUNT</u>	<u>Description</u>	<u>2016-17 BUDGET</u>	<u>2015-16 BUDGET</u>	<u>2014-15 ACTUAL</u>
39900	Other Contracted Services	34,280	33,510	28,714
	SUBTOTAL SERVICES	<hr/> 34,280	<hr/> 33,510	<hr/> 28,714
	TOTAL PLANNING	<hr/> 34,280	<hr/> 33,510	<hr/> 28,714

Informational Note:
*Includes costs associated with the operation of the Planning Department.
 Collierville Schools' portion of the Shared Services model for this category is
 presented here in Other Contracted Services.*

COLLIERVILLE SCHOOLS BUDGET SUMMARY

STUDENT SERVICES

<u>ACCOUNT</u>	<u>Description</u>	<u>2016-17 PERS</u>	<u>2016-17 BUDGET</u>	<u>2015-16 PERS</u>	<u>2015-16 BUDGET</u>	<u>2014-15 ACTUAL</u>
10500	Supervisor/Director	3	299,398	3	295,130	297,187
16100	Secretary	1	48,208	1	47,606	48,557
16200	Clerical Personnel	1	39,824	1	39,254	39,589
18900	Other Salaries and Wages	1	78,244	1	76,720	160,523
20100	Social Security		28,872		28,440	32,010
20400	State Retirement - Certified		34,139		33,615	41,373
20400	State Retirement - Classified		8,161		8,052	8,171
20600	Life Insurance		2,272		2,239	2,166
20700	Medical Insurance		46,670		43,617	43,477
21200	Medicare		6,752		6,651	7,486
SUBTOTAL SALARY & FRINGES		<u>6</u>	<u>592,541</u>	<u>6</u>	<u>581,324</u>	<u>680,539</u>

Informational Note:
Includes salaries and benefits for personnel working in the Student Services department which provides support services for the schools in the areas of attendance, safety, discipline, suspensions, etc.

COLLIERVILLE SCHOOLS BUDGET SUMMARY

STUDENT SERVICES

<u>ACCOUNT</u>	<u>Description</u>	<u>2016-17 BUDGET</u>	<u>2015-16 BUDGET</u>	<u>2014-15 ACTUAL</u>
35500	Travel	2,000	2,000	322
39900	Other Contracted Services	19,400	73,000	64,978
49900	Other Supplies & Materials	1,000	1,000	738
52400	In-Service/Staff Development	7,500	6,000	3,105
59900	Other Charges	500	500	224
70400	Attendance Equipment	5,000	5,500	1,696
	SUBTOTAL SERVICES	<u>35,400</u>	<u>88,000</u>	<u>71,063</u>
	TOTAL STUDENT SERVICES	<u>627,941</u>	<u>669,324</u>	<u>751,602</u>

Informational Note:
Includes costs for employee mileage as well as funds for some school personnel to receive specialized training in appropriate areas of school discipline.

COLLIERVILLE SCHOOLS BUDGET SUMMARY

HEALTH SERVICES

<u>ACCOUNT</u>	<u>Description</u>	<u>2016-17</u> <u>PERS</u>	<u>2016-17</u> <u>BUDGET</u>	<u>2015-16</u> <u>PERS</u>	<u>2015-16</u> <u>BUDGET</u>	<u>2014-15</u> <u>ACTUAL</u>
13100	Medical Personnel	10	484,312	9	440,544	355,992
18900	Other Salaries and Wages	8	239,290	8	236,653	227,967
20100	Social Security		44,863		41,986	31,319
20400	State Retirement - Certified		38,900		34,944	31,256
20400	State Retirement - Classified		22,182		21,938	21,132
20600	Life Insurance		3,209		2,983	2,300
20700	Medical Insurance		99,037		92,558	88,469
21200	Medicare		10,492		9,819	7,325
33600	Maintenance/Repair-Equipment		4,000		0	0
35500	Travel		300		300	162
39900	Other Contracted Services		11,000		7,600	0
49900	Other Supplies and Materials		8,000		13,000	1,764
52400	In Service/Staff Development		2,100		2,500	0
59900	Other Charges		0		5,000	65
73500	Health Equipment		9,000		6,000	4,156
TOTAL HEALTH SERVICES		<u>18</u>	<u>976,685</u>	<u>17</u>	<u>915,825</u>	<u>771,907</u>

Informational Note:

Includes funds for ten nurses as well as eight Medical Records Clerks at the schools.

COLLIERVILLE SCHOOLS BUDGET SUMMARY

OTHER STUDENT SUPPORT

<u>ACCOUNT</u>	<u>Description</u>	<u>2016-17 PERS</u>	<u>2016-17 BUDGET</u>	<u>2015-16 PERS</u>	<u>2015-16 BUDGET</u>	<u>2014-15 ACTUAL</u>
11700	Career Ladder Program		1,000		2,000	2,000
12300	School Counselors	20	1,212,252	19	1,170,868	1,125,965
12700	Extended Contracts		0		0	2,050
18900	Other Salaries and Wages		70,000		45,000	39,422
20100	Social Security		79,562		75,508	68,544
20400	State Retirement - Certified		116,006		110,095	105,704
20600	Life Insurance		5,916		5,714	4,456
20700	Medical Insurance		94,673		88,479	84,946
21200	Medicare		18,607		17,659	16,031
SUBTOTAL SALARY & FRINGES		<u>20</u>	<u>1,598,015</u>	<u>19</u>	<u>1,515,323</u>	<u>1,449,118</u>

Informational Note:
Includes salaries and benefits for School Counselors in Elementary, Middle and High Schools to meet AdvancED accreditation standards.

COLLIERVILLE SCHOOLS BUDGET SUMMARY

OTHER STUDENT SUPPORT

<u>ACCOUNT</u>	<u>Description</u>	<u>2016-17 BUDGET</u>	<u>2015-16 BUDGET</u>	<u>2014-15 ACTUAL</u>
32200	Evaluation & Testing	15,000	109,279	28,977
49900	Other Supplies and Materials	750	750	0
52400	In-Service/Staff Development	1,000	500	0
59900	Other Charges	0	0	1,500
SUBTOTAL SERVICES		16,750	110,529	30,477
TOTAL OTHER STUDENT SUPPORT		1,614,765	1,625,852	1,479,595

Informational Note:

Evaluation and Testing includes fees paid for ACT testing and vouchers.

COLLIERVILLE SCHOOLS BUDGET SUMMARY

SUPPORT: REGULAR INSTRUCTION

<u>ACCOUNT</u>	<u>Description</u>	<u>2016-17 PERS</u>	<u>2016-17 BUDGET</u>	<u>2015-16 PERS</u>	<u>2015-16 BUDGET</u>	<u>2014-15 ACTUAL</u>
10500	Supervisor/Director	5	400,873	4	307,919	300,925
11700	Career Ladder Program		18,000		18,000	18,000
12700	Extended Contracts		0		0	2,000
12900	Librarians	9	613,701	9	602,984	599,375
13700	Education Media Personnel	0.50	27,230	0.50	26,500	27,769
16100	Secretaries	1	48,208	1	47,606	48,101
16200	Clerical Personnel	1	39,824	1	39,254	0
18900	Other Salaries & Wages	2	71,460	2	70,647	0
19600	In-Service Training		6,000		6,000	19,626
20100	Social Security		75,968		69,372	52,739
20400	State Retirement - Certified		100,347		90,902	84,571
20400	State Retirement - Classified		10,685		10,508	7,033
20600	Life Insurance		5,060		5,060	3,926
20700	Medical Insurance		86,880		52,712	38,978
21200	Medicare		17,767		16,224	14,285
SUBTOTAL SALARY & FRINGES		<u>18.50</u>	<u>1,522,003</u>	<u>17.50</u>	<u>1,363,688</u>	<u>1,217,328</u>

Informational Note:

Includes salaries and benefits for the director, four supervisors and clerical staff at the Central Office.

Includes salaries and benefits for school librarians, education media personnel, a literacy coach and a homebound coordinator.

COLLIERVILLE SCHOOLS BUDGET SUMMARY

SUPPORT: REGULAR INSTRUCTION

<u>ACCOUNT</u>	<u>Description</u>	<u>2016-17 BUDGET</u>	<u>2015-16 BUDGET</u>	<u>2014-15 ACTUAL</u>
30800	Consultants	28,000	30,000	0
35500	Travel	1,200	500	113
43200	Library Books	69,000	45,000	31,077
49900	Other Supplies & Materials	5,000	5,000	4,185
52400	In-Service/Staff Development	145,000	35,323	24,547
59900	Other Charges	1,000	2,000	0
79000	Other Equipment	13,000	8,000	3,320
	SUBTOTAL SERVICES	<u>262,200</u>	<u>125,823</u>	<u>63,242</u>
TOTAL SUPPORT: REGULAR INSTRUCTION		<u>1,784,203</u>	<u>1,489,511</u>	<u>1,280,570</u>

<p><i>Informational Note:</i></p> <p><i>Includes costs for library books used in schools for replacement and additional books to address enrollment growth and meet AdvancED standards.</i></p> <p><i>Includes costs for all district staff development for all instructional related personnel.</i></p> <p><i>Includes costs for local mileage reimbursement as well as travel to educational conferences.</i></p>

COLLIERVILLE SCHOOLS BUDGET SUMMARY

SUPPORT: SPECIAL EDUCATION

<u>ACCOUNT</u>	<u>Description</u>	<u>2016-17 PERS</u>	<u>2016-17 BUDGET</u>	<u>2015-16 PERS</u>	<u>2015-16 BUDGET</u>	<u>2014-15 ACTUAL</u>
10500	Supervisor/Director	2	175,649	2	168,174	169,305
11700	Career Ladder Program		3,000		3,000	3,000
12400	Psychological Personnel	3	239,337	3	234,645	230,044
16200	Clerical Personnel(8 Hr.)	9	294,904	9	296,294	282,994
20100	Social Security		44,199		43,531	39,144
20400	State Retirement - Certified		37,786		36,686	36,393
20400	State Retirement - Classified		27,338		27,466	26,233
20600	Life Insurance		3,500		3,500	2,776
20700	Medical Insurance		58,700		54,860	54,553
21200	Medicare		10,337		10,181	9,155
SUBTOTAL SALARY & FRINGES		<u>14</u>	<u>894,750</u>	<u>14</u>	<u>878,337</u>	<u>853,597</u>

Informational Note:
Includes salaries and benefits for a supervisor, a specialist, three psychologists, a Central Office clerical person as well as school-based clerical personnel located at every elementary, middle, and high school.

COLLIERVILLE SCHOOLS BUDGET SUMMARY

SUPPORT: SPECIAL EDUCATION

<u>ACCOUNT</u>	<u>Description</u>	<u>2016-17 BUDGET</u>	<u>2015-16 BUDGET</u>	<u>2014-15 ACTUAL</u>
30800	Consultants	12,500	9,723	3,145
35500	Travel	3,000	3,000	1,194
39900	Other Contracted Services	383,968	346,968	288,741
49900	Other Supplies & Materials	11,900	20,000	20,413
52400	In-Service/Staff Development	30,000	25,000	12,915
59900	Other Charges	345	345	0
79000	Other Equipment	10,000	20,000	0
	SUBTOTAL SERVICES	451,713	425,036	326,408
	TOTAL SUPPORT: SPECIAL EDUCATION	1,346,463	1,303,373	1,180,005

Informational Note:

*Includes support for Special Education Department for consultation, local travel for special education personnel using personal vehicles in the performance of their job, in-service and staff development.
Includes specialized supplies, materials, and evaluations used with special populations.*

COLLIERVILLE SCHOOLS BUDGET SUMMARY

SUPPORT: CAREER AND TECHNICAL EDUCATION

<u>ACCOUNT</u>	<u>Description</u>	<u>2016-17 BUDGET</u>	<u>2015-16 BUDGET</u>	<u>2014-15 ACTUAL</u>
39900	Other Contracted Services	34,169	33,754	29,614
	SUBTOTAL SERVICES	<hr/> 34,169	<hr/> 33,754	<hr/> 29,614
	TOTAL SUPPORT: TECHNICAL EDUCATION	<hr/> 34,169	<hr/> 33,754	<hr/> 29,614

Informational Note:
Includes funds for the Collierville Schools portion of the Shared Services plan for CTE.

COLLIERVILLE SCHOOLS BUDGET SUMMARY

BOARD OF EDUCATION SERVICES

<u>ACCOUNT</u>	<u>Description</u>	<u>2016-17</u> <u>PERS</u>	<u>2016-17</u> <u>BUDGET</u>	<u>2015-16</u> <u>PERS</u>	<u>2015-16</u> <u>BUDGET</u>	<u>2014-15</u> <u>ACTUAL</u>
18900	Other Salaries & Wages	5	12,000	5	12,000	12,000
20100	Social Security		744		744	744
20600	Life Insurance		51,722		23,530	0
20700	Health Insurance		163,849		57,965	150,000
21200	Medicare		174		174	174
21500	Contributions for OPEB		200,000		425,000	0
SUBTOTAL SALARY & FRINGES		<u>5</u>	<u>428,489</u>	<u>5</u>	<u>519,413</u>	<u>162,918</u>

Informational Note:

*Includes salaries and benefits for members of the Collierville Board of Education.
Includes employee benefits related to board portion of retiree life and health insurance as well as OPEB contributions.*

COLLIERVILLE SCHOOLS BUDGET SUMMARY

BOARD OF EDUCATION SERVICES

<u>ACCOUNT</u>	<u>Description</u>	<u>2016-17 BUDGET</u>	<u>2015-16 BUDGET</u>	<u>2014-15 ACTUAL</u>
30500	Audit Services	49,400	48,500	27,404
32000	Dues & Memberships	12,500	12,500	7,400
33100	Legal Services	175,000	175,000	170,224
35500	Travel	300	300	0
39900	Other Contracted Services	8,915	4,000	0
49900	Other Supplies and Materials	200	200	0
50500	Judgments	86,000	86,000	0
50600	Liability Insurance	104,421	104,421	97,833
50800	Premiums on Security Bonds	0	0	8,499
51300	On Job Injuries	200,000	168,543	151,251
52400	In-Service/Staff Development	20,000	15,000	5,141
59900	Other Charges	545,319	521,319	518,084
SUBTOTAL SERVICES		1,202,055	1,135,783	985,836
TOTAL BOARD OF EDUCATION SERVICES		1,630,544	1,655,196	1,148,754

Informational Note:

Includes costs related to operation of the Board of Education, including legal services, and the Worker's Comp (OJI) program. Other Charges includes the annual payment (12 years) of \$507,819 to Shelby County Board of Education for buildings. 2016-17 marks the third payment of this series of payments.

COLLIERVILLE SCHOOLS BUDGET SUMMARY

OFFICE OF SUPERINTENDENT

<u>ACCOUNT</u>	<u>Description</u>	<u>2016-17 PERS</u>	<u>2016-17 BUDGET</u>	<u>2015-16 PERS</u>	<u>2015-16 BUDGET</u>	<u>2014-15 ACTUAL</u>
10100	County Official/Administrative Offi	1	203,400	1	203,400	201,992
16100	Secretaries	1	59,482	1	58,363	58,313
18900	Other Salaries and Wages		15,000		15,000	15,000
20100	Social Security		17,229		17,159	16,927
20400	State Retirement - Certified		19,743		19,743	19,611
20400	State Retirement - Classified		5,514		5,410	5,405
20600	Life Insurance		1,207		1,207	836
20700	Medical Insurance		29,960		28,000	25,469
20800	Dental Insurance		2,000		2,000	1,520
21200	Medicare		4,029		4,013	3,959
29900	Other Fringe Benefits		5,550		5,550	5,500
SUBTOTAL SALARY & FRINGES		<u>2</u>	<u>363,114</u>	<u>2</u>	<u>359,845</u>	<u>354,532</u>

Informational Note:
Includes salaries and benefits for the superintendent and superintendent's secretary.

COLLIERVILLE SCHOOLS BUDGET SUMMARY

OFFICE OF SUPERINTENDENT

<u>ACCOUNT</u>	<u>Description</u>	<u>2016-17 BUDGET</u>	<u>2015-16 BUDGET</u>	<u>2014-15 ACTUAL</u>
32000	Dues & Memberships	11,920	9,920	10,161
34800	Postal Charges	19,350	20,889	7,029
39900	Other Contracted Services	20,000	2,000	0
43500	Office Supplies	1,500	1,500	1,143
52400	In-Service/Staff Development	10,000	10,000	7,115
59900	Other Charges	5,000	4,000	2,627
70100	Administration Equipment	4,000	4,000	0
	SUBTOTAL SERVICES	71,770	52,309	28,075
	TOTAL OFFICE OF SUPERINTENDENT	434,884	412,154	382,607

Informational Note:

Includes costs for postage and other costs associated with the Office of Superintendent.

COLLIERVILLE SCHOOLS BUDGET SUMMARY

OFFICE OF PRINCIPAL

<u>ACCOUNT</u>	<u>Description</u>	<u>2016-17</u> <u>PERS</u>	<u>2016-17</u> <u>BUDGET</u>	<u>2015-16</u> <u>PERS</u>	<u>2015-16</u> <u>BUDGET</u>	<u>2014-15</u> <u>ACTUAL</u>
10400	Principals	29	2,602,667	29	2,568,900	2,481,816
11700	Career Ladder		9,000		9,000	9,000
12700	Extended Contracts		0		0	1,500
16100	Secretary(s)	11	365,590	10	329,488	286,225
16200	Clerical Personnel (8 Hour)	13	441,699	14	437,300	434,000
16200	Clerical Personnel (7Hour)	7	158,085	7	156,388	132,617
18900	Lunch Room Monitors	5	21,600	5	21,360	16,688
20100	Social Security		223,116		218,391	194,284
20400	State Retirement - Certified		236,095		233,042	226,594
20400	State Retirement - Classified		89,490		85,578	79,058
20600	Life Insurance		17,345		16,974	13,489
20700	Medical Insurance		366,459		342,485	312,799
21200	Medicare		52,180		51,075	45,374
SUBTOTAL SALARY & FRINGES		<u>65</u>	<u>4,583,326</u>	<u>65</u>	<u>4,469,982</u>	<u>4,233,444</u>

Informational Note:

Includes salaries and benefits for school principals, assistant principals, the vice principal, financial secretaries, medical records clerks, school clerical and school lunchroom monitors.

COLLIERVILLE SCHOOLS BUDGET SUMMARY

OFFICE OF PRINCIPAL

<u>ACCOUNT</u>	<u>Description</u>	<u>2016-17 BUDGET</u>	<u>2015-16 BUDGET</u>	<u>2014-15 ACTUAL</u>
32000	Dues & Memberships	10,000	10,000	0
35500	Travel	6,000	5,390	0
52400	In-Service/Staff Development	32,000	25,000	1,920
SUBTOTAL SERVICES		48,000	40,390	1,920
TOTAL OFFICE OF PRINCIPAL		4,631,326	4,510,372	4,235,364

Informational Note:

Includes costs associated with operation of schools including AdvancEd dues and memberships.

COLLIERVILLE SCHOOLS BUDGET SUMMARY

FISCAL SERVICES

<u>ACCOUNT</u>	<u>Description</u>	<u>2016-17 PERS</u>	<u>2016-17 BUDGET</u>	<u>2015-16 PERS</u>	<u>2015-16 BUDGET</u>	<u>2014-15 ACTUAL</u>
10500	Supervisor/Director	1	114,036	1	111,800	112,143
11900	Accountants/Bookkeepers	3	158,837	3	155,395	115,534
16100	Secretary(s)	1	49,046	1	48,442	48,952
16200	Clerical Personnel	0	0	0	0	36,784
20100	Social Security		19,959		19,569	17,660
20400	State Retirement - Classified		29,842		29,260	29,036
20600	Life Insurance		1,571		1,540	1,262
20700	Medical Insurance		44,519		39,860	41,607
21200	Medicare		4,668		4,577	4,130
SUBTOTAL SALARY & FRINGES		<u>5</u>	<u>422,478</u>	<u>5</u>	<u>410,443</u>	<u>407,108</u>

Informational Note:
Includes salaries and benefits for CFO, accountants, secretary, and clerical personnel in the Department of Fiscal Services.

COLLIERVILLE SCHOOLS BUDGET SUMMARY

FISCAL SERVICES

<u>ACCOUNT</u>	<u>Description</u>	<u>2016-17 BUDGET</u>	<u>2015-16 BUDGET</u>	<u>2014-15 ACTUAL</u>
32000	Dues & Memberships	2,675	2,015	1,185
35500	Travel	300	500	245
39900	Other Contracted Services	194,058	182,490	157,757
43500	Office Supplies	2,400	2,500	3,348
49900	Other Supplies & Materials	1,000	700	1,463
52400	In-Service/Staff Development	11,800	14,029	9,778
70100	Administration Equipment	4,000	9,144	2,865
SUBTOTAL SERVICES		216,233	211,378	176,641
TOTAL FISCAL SERVICES		638,711	621,821	583,749

Informational Note:

Includes support costs associated with Finance, Employee Benefits, Purchasing, and Payroll. Collierville Schools' portion of Shared Services is reflected in the Other Contracted Services category of this part of the budget. Support costs for APECS System Supervisor is reflected in the Technology category.

COLLIERVILLE SCHOOLS BUDGET SUMMARY

HUMAN RESOURCES

<u>ACCOUNT</u>	<u>Description</u>	<u>2016-17</u> <u>PERS</u>	<u>2016-17</u> <u>BUDGET</u>	<u>2015-16</u> <u>PERS</u>	<u>2015-16</u> <u>BUDGET</u>	<u>2014-15</u> <u>ACTUAL</u>
10500	Directors/Supervisor	1	91,962	1	86,882	91,432
16100	Secretary	2	96,415	1	48,442	48,767
16200	Clerical Personnel	0	0	2	79,076	40,478
20100	Social Security		11,679		13,293	10,300
20400	State Retirement - Certified		8,313		7,854	8,265
20400	State Retirement - Classified		8,938		11,821	8,270
20600	Life Insurance		919		1,046	716
20700	Medical Insurance		28,547		26,680	18,418
21000	Unemployment Compensation		24,000		51,679	0
21200	Medicare		2,731		3,109	2,409
29900	Other Fringe Benefits		7,140		7,140	7,293
SUBTOTAL SALARY & FRINGES		3	280,644	4	337,022	236,348

Informational Note: Includes salaries and benefits for the Supervisor of Human Resources, and support staff.

Other fringe benefits include costs for the employee assistant program.

COLLIERVILLE SCHOOLS BUDGET SUMMARY

HUMAN RESOURCES

<u>ACCOUNT</u>	<u>Description</u>	<u>2016-17 BUDGET</u>	<u>2015-16 BUDGET</u>	<u>2014-15 ACTUAL</u>
32000	Dues & Memberships	1,800	1,500	292
35500	Travel	500	740	161
39900	Other Contracted Services	12,395	12,145	2,392
41100	Data Processing Supplies	1,500	2,000	1,789
43500	Office Supplies	1,780	1,380	1,374
52400	In-Service/Staff Development	22,700	14,300	14,988
70100	Administration Equipment	3,000	4,568	1,010
SUBTOTAL SERVICES		43,675	36,633	22,006
TOTAL HUMAN RESOURCES		324,319	373,655	258,354

Informational Note:

*Includes support costs associated with the Department of Human Resources.
Includes cost of recruiting employees.*

COLLIERVILLE SCHOOLS BUDGET SUMMARY

OPERATION OF PLANT

<u>ACCOUNT</u>	<u>Description</u>	<u>2016-17</u> <u>PERS</u>	<u>2016-17</u> <u>BUDGET</u>	<u>2015-16</u> <u>PERS</u>	<u>2015-16</u> <u>BUDGET</u>	<u>2014-15</u> <u>ACTUAL</u>
16600	Custodial Personnel	9	420,508	9	411,400	420,348
20100	Social Security		26,071		25,507	24,711
20400	State Retirement - Classified		38,981		38,137	38,940
20600	Life Insurance		2,250		2,250	1,647
20700	Medical Insurance		43,703		40,844	39,634
21200	Medicare		6,097		5,965	5,779
SUBTOTAL SALARY & FRINGES		<u>9</u>	<u>537,610</u>	<u>9</u>	<u>524,103</u>	<u>531,059</u>

Informational Note:

Includes salaries and benefits for Plant Managers in Operation of Plant department.

COLLIERVILLE SCHOOLS BUDGET SUMMARY

OPERATION OF PLANT

<u>ACCOUNT</u>	<u>Description</u>	<u>2016-17 BUDGET</u>	<u>2015-16 BUDGET</u>	<u>2014-15 ACTUAL</u>
32800	Janitorial Services	1,032,350	1,002,282	1,059,831
39900	Other Contracted Services	189,987	72,987	66,379
41000	Custodial Supplies	15,000	9,000	9,450
41500	All Utilities	1,526,206	1,513,206	1,108,622
49900	Other Supplies & Materials	6,000	6,000	321
50200	Building & Content Insurance	171,553	163,384	155,603
52400	In-Service/Staff Development	258	258	127
59900	Other Charges	13,920	13,920	6,822
72000	Plant Operation Equipment	8,975	8,975	0
SUBTOTAL SERVICES		2,964,249	2,790,012	2,407,155
TOTAL OPERATION OF PLANT		3,501,859	3,314,115	2,938,214

Informational Note:

Includes costs for all utilities, trash pickup, out-sourcing cleaning, materials and supplies, environmental monitoring, security system maintenance, elevator maintenance, building insurance, and equipment needed to maintain cleanliness of buildings and grounds.

COLLIERVILLE SCHOOLS BUDGET SUMMARY

MAINTENANCE OF PLANT

<u>ACCOUNT</u>	<u>Description</u>	<u>2016-17 PERS</u>	<u>2016-17 BUDGET</u>	<u>2015-16 PERS</u>	<u>2015-16 BUDGET</u>	<u>2014-15 ACTUAL</u>
10500	Supervisor/Director	2	173,664	2	160,045	109,504
16100	Secretary(s)	1	48,208	1	47,606	46,195
20100	Social Security		13,756		12,874	9,560
20400	State Retirement - Certified		7,670		7,670	2,282
20400	State Retirement - Classified		4,469		4,413	4,282
20600	Life Insurance		500		500	254
20700	Medical Insurance		13,056		13,056	2,155
21200	Medicare		3,217		3,011	2,236
SUBTOTAL SALARY & FRINGES		<u>3</u>	<u>264,540</u>	<u>3</u>	<u>249,175</u>	<u>176,468</u>

Informational Note:
Includes salaries and benefits for personnel in the Maintenance Department.

COLLIERVILLE SCHOOLS BUDGET SUMMARY

MAINTENANCE OF PLANT

<u>ACCOUNT</u>	<u>Description</u>	<u>2016-17 BUDGET</u>	<u>2015-16 BUDGET</u>	<u>2014-15 ACTUAL</u>
33500	Maintenance/Repair-Buildings	250,000	50,000	22,726
33600	Maintenance/Repair-Equipment	75,000	226,290	1,869
35500	Travel	1,360	400	318
39900	Other Contracted Services	829,142	787,581	1,037,594
49900	Other Supplies & Materials	1,000	1,000	1,026
52400	In-Service/Staff Development	3,280	1,500	555
59900	Other Charges	15,000	5,000	2,050
70100	Administrative Equipment	1,500	1,500	2,477
SUBTOTAL SERVICES		1,176,282	1,073,271	1,068,615
TOTAL MAINTENANCE OF PLANT		1,440,822	1,322,446	1,245,083

Informational Note:

Includes costs for materials and supplies to repair and maintain facilities and equipment necessary to perform such functions. Includes contracted services for building repairs, heating and air conditioning, plumbing, electrical, and roofs.

COLLIERVILLE SCHOOLS BUDGET SUMMARY

TRANSPORTATION

<u>ACCOUNT</u>	<u>Description</u>	<u>2016-17 PERS</u>	<u>2016-17 BUDGET</u>	<u>2015-16 PERS</u>	<u>2015-16 BUDGET</u>	<u>2014-15 ACTUAL</u>
10500	Supervisor/Director	1	77,225	1	72,104	68,669
16200	Clerical Personnel	1	41,616	1	40,800	40,944
18900	Other Salaries & Wages	3	172,012	3	165,464	151,585
20100	Social Security		18,033		17,259	15,774
20400	State Retirement - Classified		13,313		13,238	13,032
20600	Life Insurance		697		697	568
20700	Medical Insurance		13,383		13,383	6,798
21200	Medicare		4,217		4,036	3,689
SUBTOTAL SALARY & FRINGES		<u>5</u>	<u>340,496</u>	<u>5</u>	<u>326,981</u>	<u>301,059</u>

Informational Note:

Includes salaries and benefits for a supervisor, one specialist, one clerical, and two routers (computer mapping personnel) for the Transportation Department. All of these employees except the specialist are in the Shared Services plan for the municipal schools and are employed by Collierville Schools.

COLLIERVILLE SCHOOLS BUDGET SUMMARY

TRANSPORTATION

<u>ACCOUNT</u>	<u>Description</u>	<u>2016-17 BUDGET</u>	<u>2015-16 BUDGET</u>	<u>2014-15 ACTUAL</u>
31200	Contracts with Private Agencies	2,300,000	2,572,200	1,664,515
35500	Travel	2,000	2,128	1,245
39900	Other Contracted Services	30,820	64,970	58,952
41200	Diesel Fuel	366,000	366,000	279,441
42500	Gasoline	5,000	5,000	2,557
49900	Other Supplies & Materials	1,000	1,000	998
52400	In-Service/Staff Development	3,000	2,000	953
59900	Other Charges	3,300	300	170
70100	Administrative Equipment	1,500	1,500	537
	SUBTOTAL SERVICES	2,712,620	3,015,098	2,009,368
	TOTAL TRANSPORTATION	3,053,116	3,342,079	2,310,427

Informational Note:

*Includes contracted services for outsourcing of bus transportation of students.
Also included in this budget are the costs of diesel fuel, training, and administrative equipment purchases.*

COLLIERVILLE SCHOOLS BUDGET SUMMARY

SPECIAL SERVICES

<u>ACCOUNT</u>	<u>Description</u>	<u>2016-17 PERS</u>	<u>2016-17 BUDGET</u>	<u>2015-16 PERS</u>	<u>2015-16 BUDGET</u>	<u>2014-15 ACTUAL</u>
10500	Supervisor/Director	1	121,380	1	119,000	124,796
16200	Clerical Personnel	1	47,369		0	0
18900	Other Salaries & Wages	1	75,196	1	75,196	0
20100	Social Security		15,125		12,040	7,627
20400	State Retirement - Certified		10,973		10,758	11,281
20400	State Retirement - Classified		11,362		6,971	0
20600	Life Insurance		1,190		948	483
20700	Medical Insurance		24,721		4,204	4,904
21200	Medicare		3,537		2,816	1,784
SUBTOTAL SALARY & FRINGES		<u>3</u>	<u>310,854</u>	<u>2</u>	<u>231,933</u>	<u>150,875</u>

Informational Note:
Includes salary and benefits for district's Chief of Staff and the Athletic Specialist and the associated clerical staff.

COLLIERVILLE SCHOOLS BUDGET SUMMARY

SPECIAL SERVICES

<u>ACCOUNT</u>	<u>Description</u>	<u>2016-17 BUDGET</u>	<u>2015-16 BUDGET</u>	<u>2014-15 ACTUAL</u>
35500	Travel	2,000	1,500	1,850
39900	Other Contracted Services	40,000	50,000	9,988
43500	Office Supplies	41,000	40,000	30,843
52400	In-Service/Staff Development	14,475	10,000	4,495
59900	Other Charges	4,400	5,400	2,389
70100	Administrative Equipment	5,500	3,638	1,061
SUBTOTAL SERVICES		107,375	110,538	50,626
TOTAL SPECIAL SERVICES		418,229	342,471	201,501

Informational Note:
Includes costs of copy machine rentals, materials, supplies and services used in central administrative functions.

COLLIERVILLE SCHOOLS BUDGET SUMMARY

SCHOOL SAFETY

<u>ACCOUNT</u>	<u>Description</u>	<u>2016-17 BUDGET</u>	<u>2015-16 BUDGET</u>	<u>2014-15 ACTUAL</u>
33600	Repair and Maintenance - Equipment	0	5,000	0
39900	Other Contracted Services	54,000	23,840	13,319
79000	Other Equipment	0	59,000	47,905
SUBTOTAL SERVICES		54,000	87,840	61,224
TOTAL SCHOOL SAFETY		54,000	87,840	61,224

Informational Note:

Includes cost of Raptor fees and InfoSnap. Repairs of cameras and equipment used in the School Safety program were moved to the Technology area.

COLLIERVILLE SCHOOLS BUDGET SUMMARY

TECHNOLOGY

<u>ACCOUNT</u>	<u>Description</u>	<u>2016-17 PERS</u>	<u>2016-17 BUDGET</u>	<u>2015-16 PERS</u>	<u>2015-16 BUDGET</u>	<u>2014-15 ACTUAL</u>
10500	Supervisor/Director	7	574,600	7	562,542	333,347
13800	Instructional Computer Person	4	261,150	4	257,376	251,742
16200	Clerical Personnel	1	39,824	1	39,404	37,349
18900	Other Salaries & Wages	6	322,261	5	269,240	236,095
20100	Social Security		74,266		69,971	50,004
20400	State Retirement - Certified		75,552		74,121	49,704
20400	State Retirement - Classified		33,565		28,611	28,611
20600	Life Insurance		5,845		5,507	3,440
20700	Medical Insurance		65,817		83,110	71,024
21200	Medicare		17,369		16,364	11,695
SUBTOTAL SALARY & FRINGES		<u>18</u>	<u>1,470,249</u>	<u>17</u>	<u>1,406,246</u>	<u>1,073,011</u>

Informational Note:

Includes salaries and benefits for one supervisor and two specialists in student information management. These are employees of Collierville Schools and represent the PowerSchool Shared Services component.

This budget also includes the salaries and benefits of one supervisor, three specialists, one clerk, four CTT's, and six technology support staff.

COLLIERVILLE SCHOOLS BUDGET SUMMARY

TECHNOLOGY

<u>ACCOUNT</u>	<u>Description</u>	<u>2016-17 BUDGET</u>	<u>2015-16 BUDGET</u>	<u>2014-15 ACTUAL</u>
30700	Communications	453,840	425,809	263,432
30800	Consultants	112,000	9,500	7,900
33600	Maintenance & Repair Equipment	30,000	50,000	44,436
35500	Travel	1,000	2,000	0
39900	Other Contracted Services	178,706	179,384	153,165
41100	Data Processing Supplies	0	0	882
43500	Office Supplies	3,000	3,000	651
49900	Other Supplies & Materials	52,500	22,500	23,870
52400	In-Service/Staff Development	62,200	53,300	11,595
52400	In-Service/Staff Dev (Shared Svcs)	24,300	0	0
59900	Other Charges	557,640	413,616	375,719
70100	Administrative Equipment	1,125,400	130,700	113,783
79000	Other Equipment	40,000	0	0
72200	Regular Instruction Equipment	1,551,172	1,001,123	1,064,263
	SUBTOTAL SERVICES	4,191,758	2,290,932	2,059,696
	TOTAL TECHNOLOGY	5,662,007	3,697,178	3,132,707

Informational Note:

COLLIERVILLE SCHOOLS BUDGET SUMMARY

Includes costs for all telephone and internet charges, computer software and equipment. This budget also includes Collierville Schools' portion of the Shared Services plan in the area of APECS (financial software and supervisor), the phone technology specialist, and the network administrator specialist.

Other costs included in this budget software for the schools, infrastructure updates to the schools, and the first year of the operating lease for the iPads for Grades 4 - 7 for the district digital learning initiative.

COLLIERVILLE SCHOOLS BUDGET SUMMARY

REGULAR CAPITAL OUTLAY

<u>ACCOUNT</u>	<u>Description</u>	<u>2016-17 BUDGET</u>	<u>2015-16 BUDGET</u>	<u>2014-15 ACTUAL</u>
30400	Architects	50,000	50,000	27,500
30800	Consultants	15,000	15,000	0
32100	Engineering Services	30,000	30,000	2,100
39900	Contracted Services	10,000	10,000	10,189
70700	Building Improvements	260,000	170,000	87,703
72400	Site Development	70,000	70,000	234,554
79900	Other Capital Outlay	407,683	700,000	144,628
TOTAL REGULAR CAPITAL OUTLAY		842,683	1,045,000	506,674

Informational Note:

Includes costs for projects of a long term nature to maintain or improve school facilities, as well as the architect, consultant, and engineering costs associated with larger projects and projects where code enforcement requires professional architectural or engineering plans. Also included are funds for painting projects, deferred maintenance projects, lighting upgrades as well as fire alarms and tile floor repairs.



**COLLIERVILLE
SCHOOLS**

SCHOLARSHIP · INTEGRITY · SERVICE

**SPECIAL REVENUE FUND
BUDGET**

2016-2017

SCHOOL NUTRITION

SCHOOL NUTRITION

REVENUE

<u>ACCOUNT</u>	<u>DESCRIPTION</u>	<u>2016-17 BUDGET</u>	<u>2015-16 BUDGET</u>	<u>2014-15 ACTUAL</u>
143-43521-00000-000-0000-0000	Lunch Payments - Children	610,000	600,000	534,406
143-43522-00000-000-0000-0000	Lunch Payments - Adults	44,000	42,000	41,278
143-43523-00000-000-0000-0000	Income from Breakfast	42,000	40,000	39,336
143-43525-00000-000-0000-0000	Ala Carte Sales	460,000	460,000	327,709
143-43990-00000-000-0000-0000	Other Charges for Services (Catering)	3,000	0	0
143-44990-00000-000-0000-0000	Other Local Revenue	261,451	245,657	310,958
143-46520-00000-000-0000-0000	State Matching	13,500	6,000	0
143-47111-00000-000-0000-0000	USDA School Lunch Program	510,000	506,000	395,529
143-47112-00000-000-0000-0000	USDA Commodities	107,000	0	106,729
143-47113-00000-000-0000-0000	USDA Breakfast	90,000	85,000	66,454
143-49800-00000-000-0000-0000	Transfers In	0	0	259,050
TOTAL REVENUE		2,140,951	1,984,657	2,081,449

SCHOOL NUTRITION

EXPENDITURES

<u>ACCOUNT</u>	<u>DESCRIPTION</u>	2016-17	2016-17	2015-16	2015-16	2014-15
		<u>PERS</u>	<u>BUDGET</u>	<u>PERS</u>	<u>BUDGET</u>	<u>ACTUAL</u>
143-73100-10500-760-1000-0000	Directors/Supervisors	2	176,030	2	173,000	173,000
143-73100-16200-760-1000-0000	Clerical Personnel	1	41,616	1	40,000	40,354
143-73100-16501-310-xxxx-0000	Cafeteria Managers	8	270,080	8	257,280	261,916
143-73100-16502-310-xxxx-0000	School Nutrition Technicians	30	383,847	30	373,862	384,490
143-73100-18900-310-xxxx-0000	Stipends (Café Managers)		2,000		0	0
143-73100-39900-310-1000-0000	Substitute Helpers		0		5,304	0
143-73100-20100-760-1000-0000	Social Security		13,495		10,726	12,367
143-73100-20100-310-xxxx-0000	Social Security		40,668		41,611	36,441
143-73100-20400-760-1000-0000	State Retirement (Certified)		15,913		15,639	15,672
143-73100-20400-760-1000-0000	State Retirement (Classified)		3,858		0	3,708
143-73100-20400-310-xxxx-0000	State Retirement (Classified)		60,805		62,215	44,120
143-73100-20600-760-1000-0000	Life Insurance		875		750	864
143-73100-20600-310-xxxx-0000	Life Insurance		4,850		4,250	1,937
143-73100-20700-760-1000-0000	Medical Insurance		22,455		22,584	18,925
143-73100-20700-310-xxxx-0000	Medical Insurance		158,088		158,088	91,006
143-73100-21200-760-1000-0000	Medicare		3,156		3,089	2,892
143-73100-21200-310-xxxx-0000	Medicare		9,511		9,152	8,522
SUBTOTAL SALARY & BENEFITS		41	1,207,247	41	1,177,550	1,096,214

SCHOOL NUTRITION

EXPENDITURES

<u>ACCOUNT</u>	<u>DESCRIPTION</u>	<u>2016-17</u> <u>PERS</u>	<u>2016-17</u> <u>BUDGET</u>	<u>2015-16</u> <u>PERS</u>	<u>2015-16</u> <u>BUDGET</u>	<u>2014-15</u> <u>ACTUAL</u>
143-73100-33600-310-1000-0000	Maintenance & Repair Equipment		70,000		39,945	31,565
143-73100-35400-310-1000-0000	Transportation-Food		4,000		5,000	0
143-73100-35500-760-1000-0000	Travel		1,000		1,000	583
143-73100-39900-310-1000-0000	Other Contr Services (Subs, Application printing)		10,600		0	0
143-73100-39900-760-1000-0000	Other Contracted Services (Horizon, Bomgar)		54,080		36,000	119,463
143-73100-42200-310-1000-0000	Food Supplies		552,362		600,000	615,927
143-73100-43500-760-1000-0000	Office Supplies		6,000		3,000	3,255
143-73100-46900-760-1000-0000	USDA Commodities		107,000		0	106,729
143-73100-49900-310-1000-0000	Other Supplies & Materials		60,000		60,000	62,644
143-73100-52400-760-1000-0000	In-Service/Staff Development		4,000		4,000	2,289
143-73100-59900-310-1000-0000	Other Charges		20,000		24,400	2,310
143-73100-71000-310-1000-0000	Food Service Equipment		44,662		33,762	40,470
	SUBTOTAL SERVICES	0	933,704	0	807,107	985,235
	TOTAL SCHOOL NUTRITION	41	2,140,951	41	1,984,657	2,081,449

FEDERAL FUNDS

FEDERAL FUNDS

REVENUE

<u>ACCOUNT</u>	<u>DESCRIPTION</u>	<u>2016-17 BUDGET</u>	<u>2015-16 BUDGET</u>
142-47143-00000-000-0000-9006	IDEA PART B	1,558,213	1,483,838
142-47145-00000-000-0000-9106	PRESCHOOL INCENTIVE	17,709	16,554
142-47590-00000-000-0000-0106	CONSOLIDATED ADMINISTRATION	167,707	167,707
142-47141-00000-000-0000-1006	TITLE I	503,312	503,312
142-47189-00000-000-0000-2006	TITLE II	275,933	275,933
142-47146-00000-000-0000-3006	TITLE III	26,908	26,908
	TOTAL REVENUE	2,549,782	2,474,252

FEDERAL FUNDS - IDEA PART B

EXPENDITURES - INDIVIDUALS WITH DISABILITIES EDUCATION ACT

<u>ACCOUNT</u>	<u>DESCRIPTION</u>	2016-17	2016-17	2015-16	2015-16
		<u>PERS</u>	<u>BUDGET</u>	<u>PERS</u>	<u>BUDGET</u>
142-71200-11600-120-1000-9006	TEACHERS	7	345702	7	318,667
142-71200-12800-120-1000-9006	HOMEBOUND TEACHERS	1	40647	1	50,000
142-71200-16300-120-1000-9006	EDUCATIONAL ASSISTANTS	24	592466	24	573,496
142-71200-20100-120-1000-9006	SOCIAL SECURITY		60687		59,229
142-71200-20400-120-1000-9006	STATE RETIREMENT		88485		84,162
142-71200-20600-120-1000-9006	LIFE INSURANCE		4070		4,216
142-71200-20700-120-1000-9006	MEDICAL INSURANCE		106400		101,609
142-71200-21200-120-1000-9006	EMPLOYER MEDICARE		14193		17,123
142-71200-39900-120-1000-9006	OTHER CONTRACTED SERVICES		15760		16,957
142-71200-42900-120-1000-9006	INSTRUCTIONAL SUPPLIES & MATERIALS		0		5,000
142-71200-72500-120-1000-9006	SPECIAL EDUCATION EQUIPMENT		0		55,118
142-72220-18900-222-1000-9006	OTHER SALARIES & WAGES	3	201064	2	135,850
142-72220-20100-222-1000-9006	SOCIAL SECURITY		12466		8,423
142-72220-20400-222-1000-9006	STATE RETIREMENT		18176		12,281
142-72220-20600-222-1000-9006	LIFE INSURANCE		825		554
142-72220-20700-222-1000-9006	MEDICAL INSURANCE		23803		11,169
142-72220-21200-222-1000-9006	EMPLOYER MEDICARE		2916		1,970
142-99100-50400-120-1000-9006	INDIRECT COST (2%)		30553		28,014
TOTAL IDEA PART B		<u>35</u>	<u>1,558,213</u>	<u>34</u>	<u>1,483,838</u>
GRAND TOTAL IDEA PART B		<u>35</u>	<u>1,558,213</u>	<u>34</u>	<u>1,483,838</u>

Informational Note: IDEA-B funds provide for support of children eligible for special education between the ages of 3 and 21. Includes cost of salaries, benefits, equipment, supplies, materials and contracted services used in the IDEA program.

FEDERAL FUNDS - PRESCHOOL INCENTIVE

EXPENDITURES - PRESCHOOL INCENTIVE

<u>ACCOUNT</u>	<u>DESCRIPTION</u>	<u>2016-17</u> <u>PERS</u>	<u>2016-17</u> <u>BUDGET</u>	<u>2015-16</u> <u>PERS</u>	<u>2015-16</u> <u>BUDGET</u>
142-71200-42900-120-1000-9106	INSTRUCTIONAL SUPPLIES		6,000		5,906
142-71200-72500-120-1000-9106	SPECIAL EDUCATION EQUIPMENT		11,589		9,000
142-72220-52400-222-1000-9106	IN-SERVICE STAFF DEVELOPMENT		0		1,500
142-99100-50400-222-1000-9106	INDIRECT COST (2%)		120		148
	TOTAL PRESCHOOL INCENTIVE	<u>0</u>	<u>17,709</u>	<u>0</u>	<u>16,554</u>
	GRAND TOTAL PRESCHOOL INCENTIVE	<u>0</u>	<u>17,709</u>	<u>0</u>	<u>16,554</u>

Informational Note: Preschool Incentive is for support of preschool children under the IDEA program. Includes cost of materials, supplies, out of town travel and equipment used in the Preschool Incentive program.

FEDERAL FUNDS - CONSOLIDATED ADMINISTRATION

EXPENDITURES - CONSOLIDATED ADMINISTRATION

<u>ACCOUNT</u>	<u>DESCRIPTION</u>	<u>2016-17</u>		<u>2015-16</u>	
		<u>PERS</u>	<u>BUDGET</u>	<u>PERS</u>	<u>BUDGET</u>
142-72210-10500-221-1000-0106	SUPERVISOR/DIRECTOR	1	87,964	1	86,882
142-72210-16200-221-1000-0106	CLERICAL PERSONNEL	1	39,824	1	39,405
142-72210-18900-221-1000-0106	OTHER SALARIES & WAGES	1	6,413	1	6,413
142-72210-20100-221-1000-0106	SOCIAL SECURITY		8,320		8,228
142-72210-20400-221-1000-0106	STATE RETIREMENT		12,132		12,102
142-72210-20600-221-1000-0106	LIFE INSURANCE		600		562
142-72210-20700-221-1000-0106	MEDICAL INSURANCE		4,500		2,700
142-72210-21200-221-1000-0106	EMPLOYER MEDICARE		1,946		1,925
142-72210-52400-221-1000-0106	IN-SERVICE/STAFF DEVELOPMENT		2,720		5,761
142-72210-79000-221-1000-0106	OTHER EQUIPMENT				450
142-99100-50400-221-1000-0106	INDIRECT COST (2%)		3,288		3,279
TOTAL CONSOLIDATED ADMINISTRATION		<u>3</u>	<u>167,707</u>	<u>3</u>	<u>167,707</u>
GRAND TOTAL CONSOLIDATED ADMINISTRATION		<u>3</u>	<u>167,707</u>	<u>3</u>	<u>167,707</u>

Informational Note: One Supervisor (Federal Programs), one Grants Accountant (partial) and one clerical position are funded through the funds contributed from Title I, Title II, and Title III. Also funded here are supplies, materials, out of town travel and equipment for these employees.

FEDERAL FUNDS - TITLE I

EXPENDITURES - INSTRUCTION

<u>ACCOUNT</u>	<u>DESCRIPTION</u>	<u>2016-17</u> <u>PERS</u>	<u>2016-17</u> <u>BUDGET</u>	<u>2015-16</u> <u>PERS</u>	<u>2015-16</u> <u>BUDGET</u>
142-71100-11600-110-1000-1006	TEACHERS	4	244,893	4	242,560
142-71100-16300-221-1000-1006	EDUCATIONAL ASSISTANTS	4	86,537	4	79,160
142-71100-20100-110-1000-1006	SOCIAL SECURITY		20,549		20,226
142-71100-20400-110-1000-1006	STATE RETIREMENT		29,962		29,690
142-71100-20600-110-1000-1006	LIFE INSURANCE		2,600		2,600
142-71100-20700-110-1000-1006	MEDICAL INSURANCE		20,387		19,556
142-71100-21200-110-1000-1006	EMPLOYER MEDICARE		4,806		4,730
SUBTOTAL TEACHER & ED ASSISTANTS SALARY & BENEFITS		8	409,734	8	398,522

Informational Note: Title I funds are used to support programs to improve student achievement with four teachers and four educational assistants in targeted assistance schools.

FEDERAL FUNDS - TITLE I

EXPENDITURES - INSTRUCTION SUPPORT

<u>ACCOUNT</u>	<u>DESCRIPTION</u>	<u>2016-17</u> <u>PERS</u>	<u>2016-17</u> <u>BUDGET</u>	<u>2015-16</u> <u>PERS</u>	<u>2015-16</u> <u>BUDGET</u>
142-71100-42900-110-1000-1006	INSTRUCTIONAL SUPPLIES & MATERIALS		15,000		43,343
142-71100-72200-110-1000-1006	REGULAR INSTRUCTIONAL EQUIPMENT		22,000		25,000
142-72210-49900-221-1000-1006	OTHER SUPPLIES & MATERIALS		22,140		11,594
142-72210-52400-221-1000-1006	IN-SERVICE/STAFF DEVELOPMENT		25,000		15,474
142-99100-50400-221-1000-1006	INDIRECT COST (2%)		9,438		9,379
	SUBTOTAL INSTRUCTION SUPPORT	<u>0</u>	<u>93,578</u>	<u>0</u>	<u>104,790</u>
	TOTAL TITLE I	<u>8</u>	<u>503,312</u>	<u>8</u>	<u>503,312</u>

Informational Note: Title I funds are used to support programs to improve student achievement in four schools. Includes cost of materials, out of town travel, other charges and equipment used in the Title I program.

FEDERAL FUNDS - TITLE II

EXPENDITURES - TEACHERS & PRINCIPALS TRAINING & RECRUITING

<u>ACCOUNT</u>	<u>DESCRIPTION</u>	2016-17	2016-17	2015-16	2015-16
		<u>PERS</u>	<u>BUDGET</u>	<u>PERS</u>	<u>BUDGET</u>
142-72210-10500-221-1000-2006	SUPERVISOR/DIRECTOR	1	88,000	1	86,882
142-72210-18900-221-1000-2006	OTHER SALARIES & WAGES	1	71,041	1	66,152
142-72210-20100-221-1000-2006	SOCIAL SECURITY		9,861		9,489
142-72210-20400-221-1000-2006	STATE RETIREMENT		14,377		13,834
142-72210-20600-221-1000-2006	LIFE INSURANCE		756		646
142-72210-20700-221-1000-2006	MEDICAL INSURANCE		26,000		13,755
142-72210-21200-221-1000-2006	EMPLOYER MEDICARE		4,450		2,220
142-72210-30800-221-1000-2006	CONSULTANTS		15,000		15,000
142-72210-52400-221-1000-2006	IN-SERVICE/STAFF DEVELOPMENT		30,000		52,124
142-72210-52401-221-1000-2006	IN SERVICE/STAFF DEV - NON PUBLIC		6,000		5,861
142-72210-79000-221-1000-2006	OTHER EQUIPMENT		5,138		4,651
142-99100-50400-221-1000-2006	INDIRECT COST (2%)		5,310		5,319
	TOTAL TITLE II	<u>2</u>	<u>275,933</u>	<u>2</u>	<u>275,933</u>
	GRAND TOTAL TITLE II	<u>2</u>	<u>275,933</u>	<u>2</u>	<u>275,933</u>

Informational Note: Title II funds are used to recruit, train, prepare, and retain high quality teachers and to provide professional development. Includes cost of salaries, benefits, materials, supplies, equipment and services used in the Title II program.

FEDERAL FUNDS - TITLE III

EXPENDITURES - ENGLISH LANGUAGE LEARNERS

<u>ACCOUNT</u>	<u>DESCRIPTION</u>	<u>2016-17 PERS</u>	<u>2016-17 BUDGET</u>	<u>2015-16 PERS</u>	<u>2015-16 BUDGET</u>
142-72210-49900-221-1000-3006	OTHER SUPPLIES & MATERIALS		3,067		3,067
142-72210-52400-221-1000-3006	IN-SERVICE/STAFF DEVELOPMENT		6,000		6,000
142-72210-79000-221-1000-3007	OTHER EQUIPMENT		17,659		17,659
142-99100-50400-221-1000-3006	INDIRECT COST (2%)		182		182
	TOTAL TITLE III	<u>0</u>	<u>26,908</u>		<u>26,908</u>
	GRAND TOTAL TITLE III	<u>0</u>	<u>26,908</u>	<u>0</u>	<u>26,908</u>

Informational Note: Title III funds support instructional services for English Language Learners. Includes cost of materials, supplies, equipment and out of town travel for the Title III program.

TOTAL FEDERAL FUNDS 48 2,549,782 47 2,474,252

Collierville Schools
 CIP Fund 2015-16
 Amendment #2
 Prepared 4/22/16

REVENUE

<u>ACCOUNT</u>	<u>DESCRIPTION</u>	2015-16			2015-16
		<u>BUDGET</u>	<u>Add</u>	<u>Subtract</u>	<u>Amended Budget</u>
177-49100-00000-000-0000-6115	Bond Proceeds	8,368,808.00	533,900.84		8,902,708.84 3
177-49100-00000-000-0000-6510	Bond Proceeds	303,468.98		7,185.00	296,283.98 1
177-49100-00000-000-0000-6520	Bond Proceeds	0.00	101,927.00		101,927.00 2
TOTAL REVENUE		8,672,276.98	635,827.84	7,185.00	9,300,919.82

EXPENDITURES

<u>ACCOUNT</u>	<u>DESCRIPTION</u>	2015-16			2015-16
		<u>BUDGET</u>	<u>Add</u>	<u>Subtract</u>	<u>Amended Budget</u>
<u>Project 6510 - Reroof at CHS:</u>					
177-91300-30400-913-0060-6510	Architects	26,782.08			26,782.08
177-91300-70700-913-0060-6510	Building Improvement	276,686.90		7,185.00	269,501.90 1
		303,468.98	0.00	7,185.00	296,283.98
<u>Project 6520 - Asphalt at Crosswind Elem:</u>					
177-91300-72400-913-0065-6520	Site Development	0.00	101,927.00		101,927.00 2
		0.00	101,927.00	0.00	101,927.00
<u>Project 6115 - New CHS:</u>					
177-91300-30400-913-0060-6115	Architects	4,281,625.00	215,000.00		4,496,625.00 3
177-91300-32100-913-0060-6115	Engineering Services	94,785.00	2,940.00		97,725.00 3
177-91300-33100-913-1000-6115	Legal Services	33,423.00	82,832.84		116,255.84 3
177-91300-39900-913-1000-6115	Construction Management	0.00	134,982.00		134,982.00 3
177-91300-71500-913-1000-6115	Land	3,958,975.00	78,660.00		4,037,635.00 3
177-91300-79900-913-1000-6115	Other Capital Outlay	0.00	19,486.00		19,486.00 3
		8,368,808.00	533,900.84	0.00	8,902,708.84
TOTAL EXPENDITURES		8,672,276.98	635,827.84	7,185.00	9,300,919.82

EXPLANATION OF BUDGET REVISIONS:

- 1 Reduce the Re-roofing project for the unspent funds. Shelby County allowed the district to utilize the remainder of this project and the remaining funds from the original \$1M allocated for the Asphalt project at Crosswind Elementary (Project 6520).
- 2 Remaining \$7,185 plus the \$94,742 for the Asphalt project at Crosswind Elementary.
- 3 Increase in the architects, engineering services, legal services, and land line items. Created construction management line item and other capital outlay line item (various fees).

COLLIERVILLE SCHOOLS BOARD OF EDUCATION

RESOLUTION 2015-08

A RESOLUTION TO AMEND THE 2015-2016 FISCAL YEAR EDUCATION CAPITAL PROJECTS FUND OF THE COLLIERVILLE SCHOOLS, A MUNICIPAL SCHOOL DISTRICT IN THE STATE OF TENNESSEE; PROVIDING AN EFFECTIVE DATE.

WHEREAS, the Tennessee Legislature passed Public Chapter No. 256 of the 2013 Public Acts to amend Title 49 relative to local educational agencies, including Tennessee Code Annotated § 49-2-127(b), which authorizes the governing body of a municipality to establish, by ordinance, a municipal board of education and compliance with Tennessee Code Annotated §49-2-201; and

WHEREAS, the Collierville Schools were lawfully established by local ordinance pursuant to Tennessee Code Annotated §49-2-106 and in compliance with § 49-2-201; and

WHEREAS, The Collierville Schools Board of Education is an entity authorized pursuant to the laws of the state of Tennessee to operate a public school district within Shelby County, Tennessee; and

WHEREAS, Tennessee Code Annotated § 49-2-203(a) (10) (A)(i) requires the Board Of Education of the Collierville Schools to direct the Superintendent and the Chair of the local board to prepare a budget on forms furnished by the Commissioner, and when the budget has been approved by the Collierville Schools Board of Education, to then submit that budget to the Collierville Board of Mayor and Aldermen for their approval; and

WHEREAS, these amendments to the Education Capital Projects Fund Budget changes the total amount of the budget, and requires the transfer of funds from one portion of the budget to another.

NOW, THEREFORE, be it resolved by the Collierville Schools Board of Education:

Section 1. That the annual Education Capital Projects Fund Budget for the 2015-2016 school year for the Collierville Schools as presented in official budget documents is hereby amended by reference in the following amounts within the following funds with the amounts referenced below:

MONTHLY FINANCIAL REPORT



COLLIERVILLE SCHOOLS

SCHOLARSHIP · INTEGRITY · SERVICE

**MARCH
2015-2016**

**GENERAL FUND
SCHOOL NUTRITION
FEDERAL PROGRAMS
DISCRETIONARY GRANTS
C. I. P.**

**GENERAL FUND
REVENUE**

COLLIERVILLE SCHOOLS

REVENUE BY FUNC

Report Code: BAT_GL_TEMPLATE

BATCH QUEUE ID 383328

FOR MARCH, 2016

FUNCTION 1ST 2: 40 -

FUNCTION	DESCRIPTION	BUDGET AMOUNT	ADJUSTED BUDGET	CURRENT ACTIVITY	YTD ACTIVITY	ENCUMBRANCE	REQUISITION	UNENCUMBERED BALANCE	PERCENT ENCMBRD
40110	Current Property Tax	20,743,783.00	18,282,783.00	1,021,275.52	17,488,677.84	0.00	0.00	794,105.16	96
40120	Trustee's Collection - Prior Years	0.00	387,000.00	37,432.30	304,737.75	0.00	0.00	82,262.25	79
40130	Clerk & Master/Circuit Court - Prior Years	0.00	240,000.00	14,075.53	141,249.16	0.00	0.00	98,750.84	59
40150	Pickup Taxes	0.00	1,444,000.00	146,418.71	1,360,043.37	0.00	0.00	83,956.63	94
40162	Payments in Lieu of Taxes - Local Utilities	0.00	156,000.00	0.00	182,477.46	0.00	0.00	-26,477.46	117
40163	Payments in Lieu of Taxes - Other	0.00	234,000.00	11,499.49	191,110.01	0.00	0.00	42,889.99	82
40210	Local Option Sales Taxes	7,442,402.00	7,616,671.00	607,390.56	4,724,333.95	0.00	0.00	2,892,337.05	62
40270	Business Tax	2,754.00	2,754.00	204.91	1,763.32	0.00	0.00	990.68	64
40275	Mixed Drink Tax	0.00	175,648.00	16,476.63	125,594.80	0.00	0.00	50,053.20	72
40390	Municipal Tax	2,170,335.00	2,170,335.00	188,900.75	1,700,106.75	0.00	0.00	470,228.25	78
TOTALS:	Function: 40 -	30,359,274.00	30,709,191.00	2,043,674.40	26,220,094.41	0.00	0.00	4,489,096.59	85

COLLIERVILLE SCHOOLS

REVENUE BY FUNC

BATCH QUEUE ID 383328

FOR MARCH, 2016

FUNCTION 1ST 2: 43 - CHARGES FOR CURRENT SERVICES

Page: 2 of 8

04/12/2016

10:51:57 AM

Report Code: BAT_GL_TEMPLATE

FUNCTION	DESCRIPTION	BUDGET AMOUNT	ADJUSTED BUDGET	CURRENT ACTIVITY	YTD ACTIVITY	ENCUMBRANCE	REQUISITION	UNENCUMBERED BALANCE	PERCENT ENCMBRD
43513	Tuition - Summer School	35,000.00	35,000.00	0.00	14,376.46	0.00	0.00	20,623.54	41
43515	Tuition - Other State Systems	134,000.00	134,000.00	0.00	112,850.00	0.00	0.00	21,150.00	84
43990	Other Charges for Services	300,000.00	420,000.00	21,613.56	296,728.53	0.00	0.00	123,271.47	71
43991	Other Charges for Svcs - Shared Svcs	620,895.00	659,095.00	63,635.83	617,144.42	0.00	0.00	41,950.58	94
TOTALS:	Function: 43 - Charges for Current Services	1,089,895.00	1,248,095.00	85,249.39	1,041,099.41	0.00	0.00	206,995.59	83

COLLIERVILLE SCHOOLS

Page: 3 of 8

REVENUE BY FUNC

04/12/2016

Report Code: BAT_GL_TEMPLATE

BATCH QUEUE ID 383328

10:51:57 AM

FOR MARCH, 2016

FUNCTION 1ST 2: 44 -

FUNCTION	DESCRIPTION	BUDGET AMOUNT	ADJUSTED BUDGET	CURRENT ACTIVITY	YTD ACTIVITY	ENCUMBRANCE	REQUISITION	UNENCUMBERED BALANCE	PERCENT ENCMBRD
44120	Lease/Rentals	10,000.00	10,000.00	0.00	451.56	0.00	0.00	9,548.44	5
44130	Laptop Insurance	14,000.00	250.00	146.05	1,859.31	0.00	0.00	-1,609.31	744
44146	E-Rate Funding	0.00	168,470.00	0.00	1,341.26	0.00	0.00	167,128.74	1
44170	Miscellaneous Refunds	297,671.00	238,000.00	997.74	76,122.95	0.00	0.00	161,877.05	32
44560	Damages Recovered from Individuals	0.00	6,000.00	0.00	0.00	0.00	0.00	6,000.00	0
44990	Other Local Revenue	28,250.00	28,250.00	0.00	13,852.00	0.00	0.00	14,398.00	49
TOTALS:	Function: 44 -	349,921.00	450,970.00	1,143.79	93,627.08	0.00	0.00	357,342.92	21

COLLIERVILLE SCHOOLS

REVENUE BY FUNC

BATCH QUEUE ID 383328

FOR MARCH, 2016

FUNCTION 1ST 2: 46 -

Page: 4 of 8

04/12/2016

10:51:57 AM

Report Code: BAT_GL_TEMPLATE

FUNCTION	DESCRIPTION	BUDGET AMOUNT	ADJUSTED BUDGET	CURRENT ACTIVITY	YTD ACTIVITY	ENCUMBRANCE	REQUISITION	UNENCUMBERED BALANCE	PERCENT ENCMBRD
46511	Basic Education Program	34,202,000.00	34,352,000.00	3,435,200.00	27,542,100.00	0.00	0.00	6,809,900.00	80
46590	Other State Education Funds	0.00	100,534.00	0.00	0.00	0.00	0.00	100,534.00	0
46610	Career Ladder Program	163,000.00	163,000.00	0.00	124,560.50	0.00	0.00	38,439.50	76
46850	Mixed Drink Tax	175,648.00	0.00	0.00	0.00	0.00	0.00	0.00	0
TOTALS:	Function: 46 -	34,540,648.00	34,615,534.00	3,435,200.00	27,666,660.50	0.00	0.00	6,948,873.50	80

COLLIERVILLE SCHOOLS

REVENUE BY FUNC

BATCH QUEUE ID 383328

FOR MARCH, 2016

FUNCTION 1ST 2: 47 -

Page: 5 of 8

04/12/2016

10:51:57 AM

Report Code: BAT_GL_TEMPLATE

FUNCTION	DESCRIPTION	BUDGET AMOUNT	ADJUSTED BUDGET	CURRENT ACTIVITY	YTD ACTIVITY	ENCUMBRANCE	REQUISITION	UNENCUMBERED BALANCE	PERCENT ENCMBRD
47143	Special Education - Grants to States	30,000.00	30,000.00	0.00	0.00	0.00	0.00	30,000.00	0
47590	Other Federal Thru State	80,534.00	0.00	0.00	0.00	0.00	0.00	0.00	0
TOTALS:	Function: 47 -	110,534.00	30,000.00	0.00	0.00	0.00	0.00	30,000.00	0

COLLIERVILLE SCHOOLS

REVENUE BY FUNC

BATCH QUEUE ID 383328

FOR MARCH, 2016

FUNCTION 1ST 2: 49 -

Page: 6 of 8

04/12/2016

10:51:57 AM

Report Code: BAT_GL_TEMPLATE

FUNCTION	DESCRIPTION	BUDGET AMOUNT	ADJUSTED BUDGET	CURRENT ACTIVITY	YTD ACTIVITY	ENCUMBRANCE	REQUISITION	UNENCUMBERED BALANCE	PERCENT ENCMBRD
49800	Transfers In	47,533.00	47,533.00	4,089.64	35,180.11	0.00	0.00	12,352.89	74
TOTALS:	Function: 49 -	47,533.00	47,533.00	4,089.64	35,180.11	0.00	0.00	12,352.89	74

COLLIERVILLE SCHOOLS

REVENUE BY FUNC

BATCH QUEUE ID 383328

Page: 7 of 8

04/12/2016

10:51:57 AM

Report Code: BAT_GL_TEMPLATE

	BUDGET AMOUNT	ADJUSTED BUDGET	CURRENT ACTIVITY	YTD ACTIVITY	ENCUMBRANCE	REQUISITION	UNENCUMBERED BALANCE	PERCENT ENCMBRD
GRAND TOTAL:	66,497,805.00	67,101,323.00	5,569,357.22	55,056,661.51	0.00	0.00	12,044,661.49	82

**GENERAL FUND
EXPENDITURES**

COLLIERVILLE SCHOOLS

EXPENSES BY FUNCTION

Page: 1 of 22

04/12/2016

10:50:17 AM

Report Code: BAT_GL_TEMPLATE

BATCH QUEUE ID 383327

FOR MARCH, 2016

FUNCTION : 71100 - REGULAR INSTRUCTION PROGRAM

OBJECT	DESCRIPTION	BUDGET AMOUNT	ADJUSTED BUDGET	CURRENT ACTIVITY	YTD ACTIVITY	ENCUMBRANCE	REQUISITION	UNENCUMBERED BALANCE	PERCENT ENCMBRD
11600	Teachers	25,156,381.00	25,156,177.00	1,960,739.38	15,894,223.90	0.00	0.00	9,261,953.10	63
11700	Career Ladder	121,000.00	121,000.00	0.00	52,450.00	0.00	0.00	68,550.00	43
12700	Career Ladder Extended Contracts	50,000.00	50,000.00	0.00	0.00	0.00	0.00	50,000.00	0
16300	Educational Assistants	516,482.00	516,482.00	58,348.85	394,648.19	0.00	0.00	121,833.81	76
20100	Social Security	1,602,320.00	1,562,307.00	114,733.69	938,196.20	0.00	0.00	624,110.80	60
20400	State Retirement	2,337,473.00	2,337,455.00	182,562.03	1,476,324.24	0.00	0.00	861,130.76	63
20600	Life Insurance	111,249.00	111,015.00	9,785.60	73,108.21	0.00	0.00	37,906.79	66
20700	Medical Insurance	2,338,838.00	2,228,016.00	225,287.40	1,673,182.06	0.00	0.00	554,833.94	75
21200	Employer Medicare	374,736.00	374,733.00	26,832.74	219,416.23	0.00	0.00	155,316.77	59
33600	Maint & Repair-Equipment	8,716.00	8,716.00	0.00	0.00	0.00	0.00	8,716.00	0
39900	Other Contracted Services	616,122.00	625,522.00	104,699.37	427,675.23	0.00	0.00	197,846.77	68
42900	Instructional Supplies & Materials	501,120.00	451,097.87	1,822.84	437,781.97	0.00	315.90	13,000.00	97
44900	Textbooks	200,000.00	288,426.18	1,165.61	17,030.11	0.00	0.00	271,396.07	6
49900	Other Supplies & Materials	19,880.00	19,880.00	0.00	19,345.00	0.00	0.00	535.00	97
59900	Other Charges	0.00	64,798.00	0.00	0.00	0.00	0.00	64,798.00	0
59901	Other Charges - Graduation Costs	8,800.00	8,800.00	0.00	0.00	0.00	0.00	8,800.00	0
59902	Other Charges - Summer School	40,000.00	40,000.00	0.00	14,472.10	0.00	0.00	25,527.90	36
72200	Reg Inst Equipment	1,173,740.00	1,119,410.95	5,162.00	677,702.84	397,550.00	0.00	44,158.11	96
72217	Reg Inst Equipment (Reimbursed)	300,000.00	420,000.00	6,909.82	227,349.66	128,660.49	1,164.47	62,825.38	85
TOTALS:	Function: 71100 - Regular Instruction Program	35,476,857.00	35,503,836.00	2,698,049.33	22,542,905.94	526,210.49	1,480.37	12,433,239.20	65

COLLIERVILLE SCHOOLS

EXPENSES BY FUNCTION

Page: 2 of 22

04/12/2016

10:50:17 AM

Report Code: BAT_GL_TEMPLATE

BATCH QUEUE ID 383327

FOR MARCH, 2016

FUNCTION : 71150 - ALTERNATIVE INSTRUCTION PROGRAM

OBJECT	DESCRIPTION	BUDGET AMOUNT	ADJUSTED BUDGET	CURRENT ACTIVITY	YTD ACTIVITY	ENCUMBRANCE	REQUISITION	UNENCUMBERED BALANCE	PERCENT ENCMBRD
11600	Teachers	105,858.00	0.00	0.00	0.00	0.00	0.00	0.00	0
12800	Homebound Teachers	105,857.00	30,000.00	3,202.50	16,940.00	0.00	0.00	13,060.00	56
20100	Social Security	13,126.00	1,860.00	198.56	1,050.32	0.00	0.00	809.68	56
20400	State Retirement	19,139.00	2,712.00	0.00	0.00	0.00	0.00	2,712.00	0
20600	Life Insurance	500.00	0.00	0.00	0.00	0.00	0.00	0.00	0
20700	Medical Insurance	14,536.00	0.00	0.00	0.00	0.00	0.00	0.00	0
21200	Employer Medicare	3,070.00	435.00	46.44	245.64	0.00	0.00	189.36	56
31100	Contracts w Otr School Systems	0.00	150,000.00	0.00	100,000.00	0.00	0.00	50,000.00	67
39900	Other Contracted Services	20,000.00	20,000.00	736.00	7,556.00	0.00	0.00	12,444.00	38
42900	Instructional Supplies & Materials	1,500.00	1,500.00	0.00	0.00	0.00	0.00	1,500.00	0
59900	Other Charges	500.00	500.00	0.00	0.00	0.00	0.00	500.00	0
TOTALS:	Function: 71150 - Alternative Instruction Program	284,086.00	207,007.00	4,183.50	125,791.96	0.00	0.00	81,215.04	61

COLLIERVILLE SCHOOLS

EXPENSES BY FUNCTION

Page: 3 of 22

04/12/2016

10:50:17 AM

Report Code: BAT_GL_TEMPLATE

BATCH QUEUE ID 383327

FOR MARCH, 2016

FUNCTION : 71200 - SPECIAL EDUCATION PROGRAM

OBJECT	DESCRIPTION	BUDGET AMOUNT	ADJUSTED BUDGET	CURRENT ACTIVITY	YTD ACTIVITY	ENCUMBRANCE	REQUISITION	UNENCUMBERED BALANCE	PERCENT ENCMBRD
11600	Teachers	2,124,231.00	2,235,015.00	200,472.36	1,626,337.19	0.00	0.00	608,677.81	73
11700	Career Ladder	8,000.00	8,000.00	0.00	4,500.00	0.00	0.00	3,500.00	56
16300	Educational Assistants	869,468.00	869,468.00	89,197.92	607,790.42	0.00	0.00	261,677.58	70
17100	Speech Pathologist	492,840.00	492,840.00	39,301.50	317,712.00	0.00	0.00	175,128.00	64
20100	Social Security	216,661.00	223,530.00	18,822.88	146,799.05	0.00	0.00	76,730.95	66
20400	State Retirement	317,906.00	327,921.00	29,842.87	231,829.19	0.00	0.00	96,091.81	71
20600	Life Insurance	17,750.00	17,750.00	1,489.17	11,146.75	0.00	0.00	6,603.25	63
20700	Medical Insurance	303,735.00	303,735.00	36,704.98	270,601.96	0.00	0.00	33,133.04	89
21200	Employer Medicare	50,671.00	52,277.00	4,402.09	34,331.98	0.00	0.00	17,945.02	66
31200	Contracts w Private Agencies	80,000.00	80,000.00	0.00	27,000.00	0.00	0.00	53,000.00	34
33600	Maint & Repair-Equipment	5,000.00	5,000.00	366.78	2,841.26	1,298.00	0.00	860.74	83
39900	Other Contracted Services	60,000.00	60,000.00	11,307.02	55,661.38	0.00	0.00	4,338.62	93
42900	Instructional Supplies & Materials	40,000.00	40,000.00	24,243.25	35,557.85	370.15	2,771.34	1,300.66	97
49900	Other Supplies & Materials	20,000.00	20,000.00	5,466.92	13,170.25	851.37	0.00	5,978.38	70
72500	Special Education Equipment	25,000.00	25,000.00	9,661.76	22,716.78	1,593.67	0.00	689.55	97
TOTALS:	Function: 71200 - Special Education Program	4,631,262.00	4,760,536.00	471,279.50	3,407,996.06	4,113.19	2,771.34	1,345,655.41	72

COLLIERVILLE SCHOOLS

EXPENSES BY FUNCTION

Page: 4 of 22

04/12/2016

10:50:17 AM

Report Code: BAT_GL_TEMPLATE

BATCH QUEUE ID 383327

FOR MARCH, 2016

FUNCTION : 71300 - VOCATIONAL EDUCATION PROGRAM

OBJECT	DESCRIPTION	BUDGET AMOUNT	ADJUSTED BUDGET	CURRENT ACTIVITY	YTD ACTIVITY	ENCUMBRANCE	REQUISITION	UNENCUMBERED BALANCE	PERCENT ENCMBRD
11600	Teachers	685,075.00	685,075.00	57,089.58	466,836.56	0.00	0.00	218,238.44	68
11700	Career Ladder	2,000.00	2,000.00	0.00	1,000.00	0.00	0.00	1,000.00	50
20100	Social Security	42,599.00	42,599.00	3,235.18	26,715.24	0.00	0.00	15,883.76	63
20400	State Retirement	62,112.00	62,112.00	5,160.91	42,292.49	0.00	0.00	19,819.51	68
20600	Life Insurance	3,000.00	3,000.00	279.30	2,094.75	0.00	0.00	905.25	70
20700	Medical Insurance	78,336.00	78,336.00	7,028.60	52,714.50	0.00	0.00	25,621.50	67
21200	Employer Medicare	9,963.00	9,963.00	756.60	6,247.68	0.00	0.00	3,715.32	63
33600	Maint & Repair-Equipment	4,307.00	4,307.00	0.00	0.00	0.00	0.00	4,307.00	0
42900	Instructional Supplies & Materials	10,475.00	10,475.00	0.00	10,475.00	0.00	0.00	0.00	100
44900	Textbooks	4,500.00	4,500.00	1,190.64	4,500.00	0.00	0.00	0.00	100
49900	Other Supplies & Materials	2,500.00	2,500.00	2,500.00	2,500.00	0.00	0.00	0.00	100
73000	Vocational Equipment	10,336.00	10,336.00	3,990.00	9,830.00	0.00	0.00	506.00	95
TOTALS:	Function: 71300 - Vocational Education Program	915,203.00	915,203.00	81,230.81	625,206.22	0.00	0.00	289,996.78	68

COLLIERVILLE SCHOOLS

EXPENSES BY FUNCTION

Page: 5 of 22

04/12/2016

10:50:17 AM

Report Code: BAT_GL_TEMPLATE

BATCH QUEUE ID 383327

FOR MARCH, 2016

FUNCTION : 72110 - ATTENDANCE

OBJECT	DESCRIPTION	BUDGET AMOUNT	ADJUSTED BUDGET	CURRENT ACTIVITY	YTD ACTIVITY	ENCUMBRANCE	REQUISITION	UNENCUMBERED BALANCE	PERCENT ENCMBRD
10500	Supervisor/Director	295,130.00	295,130.00	24,594.17	214,289.28	0.00	0.00	80,840.72	73
16100	Secretary(s)	47,606.00	47,606.00	3,982.40	34,473.60	0.00	0.00	13,132.40	72
16200	Clerical Personnel	39,254.00	39,254.00	3,283.73	28,801.61	0.00	0.00	10,452.39	73
18900	Other Salaries & Wages	76,720.00	76,720.00	6,393.33	56,600.78	0.00	0.00	20,119.22	74
20100	Social Security	28,440.00	28,440.00	2,215.26	19,547.60	0.00	0.00	8,892.40	69
20400	State Retirement	41,667.00	41,667.00	3,474.84	30,358.97	0.00	0.00	11,308.03	73
20600	Life Insurance	2,239.00	2,239.00	186.56	1,399.20	0.00	0.00	839.80	62
20700	Medical Insurance	43,617.00	43,617.00	3,926.76	29,450.70	0.00	0.00	14,166.30	68
21200	Employer Medicare	6,651.00	6,651.00	518.08	4,571.58	0.00	0.00	2,079.42	69
35500	Travel	2,000.00	1,700.00	0.00	22.40	0.00	0.00	1,677.60	1
39900	Other Contracted Services	106,510.00	106,510.00	2,792.49	24,950.25	0.00	0.00	81,559.75	23
49900	Other Supplies & Materials	1,000.00	1,000.00	0.00	675.66	168.82	0.00	155.52	84
52400	In-Service/Staff Development	6,000.00	6,000.00	2,084.68	3,749.84	0.00	0.00	2,250.16	62
59900	Other Charges	500.00	500.00	0.00	0.00	0.00	0.00	500.00	0
70400	Attendance Equipment	5,500.00	5,800.00	0.00	4,728.00	827.00	0.00	245.00	96
TOTALS:	Function: 72110 - Attendance	702,834.00	702,834.00	53,452.30	453,619.47	995.82	0.00	248,218.71	65

COLLIERVILLE SCHOOLS

EXPENSES BY FUNCTION

Page: 6 of 22

04/12/2016

10:50:17 AM

Report Code: BAT_GL_TEMPLATE

BATCH QUEUE ID 383327

FOR MARCH, 2016

FUNCTION : 72120 - HEALTH SERVICES

OBJECT	DESCRIPTION	BUDGET AMOUNT	ADJUSTED BUDGET	CURRENT ACTIVITY	YTD ACTIVITY	ENCUMBRANCE	REQUISITION	UNENCUMBERED BALANCE	PERCENT ENCMBRD
13100	Medical Personnel	409,004.00	440,544.00	44,754.64	303,869.57	0.00	0.00	136,674.43	69
18900	Other Salaries & Wages	236,653.00	236,653.00	24,699.20	176,484.40	0.00	0.00	60,168.60	75
20100	Social Security	40,031.00	41,986.00	3,848.25	26,468.84	0.00	0.00	15,517.16	63
20400	State Retirement	56,882.00	56,882.00	5,983.81	41,698.57	0.00	0.00	15,183.43	73
20600	Life Insurance	2,983.00	2,983.00	250.14	1,875.23	0.00	0.00	1,107.77	63
20700	Medical Insurance	92,558.00	92,558.00	9,691.88	70,498.32	0.00	0.00	22,059.68	76
21200	Employer Medicare	9,362.00	9,819.00	900.00	6,190.36	0.00	0.00	3,628.64	63
35500	Travel	300.00	300.00	-48.07	0.00	0.00	0.00	300.00	0
39900	Other Contracted Services	1,000.00	7,600.00	924.00	6,121.43	0.00	0.00	1,478.57	81
49900	Other Supplies & Materials	13,000.00	13,000.00	0.00	580.88	0.00	0.00	12,419.12	4
52400	In-Service/Staff Development	2,500.00	2,500.00	0.00	0.00	0.00	0.00	2,500.00	0
59900	Other Charges	5,000.00	5,000.00	0.00	864.21	0.00	0.00	4,135.79	17
73500	Health Equipment	6,000.00	6,000.00	142.00	1,932.71	0.00	0.00	4,067.29	32
TOTALS:	Function: 72120 - Health Services	875,273.00	915,825.00	91,145.85	636,584.52	0.00	0.00	279,240.48	70

COLLIERVILLE SCHOOLS

EXPENSES BY FUNCTION

Page: 7 of 22

04/12/2016

10:50:17 AM

Report Code: BAT_GL_TEMPLATE

BATCH QUEUE ID 383327

FOR MARCH, 2016

FUNCTION : 72130 - OTHER STUDENT SUPPORT

OBJECT	DESCRIPTION	BUDGET AMOUNT	ADJUSTED BUDGET	CURRENT ACTIVITY	YTD ACTIVITY	ENCUMBRANCE	REQUISITION	UNENCUMBERED BALANCE	PERCENT ENCMBRD
11700	Career Ladder	2,000.00	2,000.00	0.00	500.00	0.00	0.00	1,500.00	25
12300	Guidance Personnel	1,170,868.00	1,170,868.00	97,245.63	786,786.81	0.00	0.00	384,081.19	67
18900	Other Salaries & Wages	45,000.00	45,000.00	1,375.68	21,658.34	456.71	-224.01	23,108.96	49
20100	Social Security	75,508.00	75,508.00	5,790.83	47,731.59	0.00	0.00	27,776.41	63
20400	State Retirement	110,095.00	110,095.00	8,915.05	73,128.00	0.00	0.00	36,967.00	66
20600	Life Insurance	5,714.00	5,714.00	466.02	3,483.89	0.00	0.00	2,230.11	61
20700	Medical Insurance	88,479.00	88,479.00	8,128.28	59,011.43	0.00	0.00	29,467.57	67
21200	Employer Medicare	17,659.00	17,659.00	1,354.29	11,163.14	0.00	0.00	6,495.86	63
32200	Evaluation & Testing	109,279.00	109,279.00	250.00	14,637.50	0.00	0.00	94,641.50	13
49900	Other Supplies & Materials	750.00	750.00	0.00	0.00	0.00	0.00	750.00	0
52400	In-Service/Staff Development	500.00	500.00	0.00	0.00	0.00	0.00	500.00	0
TOTALS:	Function: 72130 - Other Student Support	1,625,852.00	1,625,852.00	123,525.78	1,018,100.70	456.71	-224.01	607,518.60	63

COLLIERVILLE SCHOOLS

EXPENSES BY FUNCTION

Page: 8 of 22

04/12/2016

10:50:17 AM

Report Code: BAT_GL_TEMPLATE

BATCH QUEUE ID 383327

FOR MARCH, 2016

FUNCTION : 72210 - REGULAR INSTRUCTION PROGRAM SUPPORT

OBJECT	DESCRIPTION	BUDGET AMOUNT	ADJUSTED BUDGET	CURRENT ACTIVITY	YTD ACTIVITY	ENCUMBRANCE	REQUISITION	UNENCUMBERED BALANCE	PERCENT ENCMBRD
10500	Supervisor/Director	295,725.00	307,919.00	25,717.07	222,752.48	0.00	0.00	85,166.52	72
11700	Career Ladder	18,000.00	18,000.00	0.00	7,500.00	0.00	0.00	10,500.00	42
12900	Librarian(s)	602,984.00	602,984.00	50,248.68	405,789.24	0.00	0.00	197,194.76	67
13600	Audiovisual Personnel	1,000.00	1,000.00	0.00	0.00	0.00	0.00	1,000.00	0
13700	Education Media Personnel	53,000.00	53,000.00	4,347.44	31,892.55	0.00	0.00	21,107.45	60
13800	Instru Computer Personnel	257,376.00	257,376.00	22,689.68	174,797.28	0.00	0.00	82,578.72	68
16100	Secretary(s)	47,606.00	47,606.00	3,982.40	34,929.60	0.00	0.00	12,676.40	73
16200	Clerical Personnel	39,254.00	39,254.00	0.00	0.00	0.00	0.00	39,254.00	0
18900	Other Salaries & Wages	12,500.00	83,147.00	7,037.20	51,966.20	0.00	0.00	31,180.80	62
19600	In-Service Training	6,000.00	5,000.00	0.00	0.00	0.00	0.00	5,000.00	0
20100	Social Security	82,611.00	87,747.00	6,754.48	55,223.49	0.00	0.00	32,523.51	63
20400	State Retirement	120,775.00	128,264.00	10,098.06	82,860.05	0.00	0.00	45,403.95	65
20600	Life Insurance	4,749.00	6,184.00	532.02	3,968.45	0.00	0.00	2,215.55	64
20700	Medical Insurance	75,530.00	86,880.00	6,716.54	50,374.05	0.00	0.00	36,505.95	58
21200	Employer Medicare	19,321.00	20,522.00	1,579.68	12,915.10	0.00	0.00	7,606.90	63
30700	Communication	800.00	800.00	89.96	788.12	0.00	0.00	11.88	99
30800	Consultants	30,000.00	18,503.50	9,143.50	18,503.50	0.00	0.00	0.00	100
33600	Maint & Repair-Equipment	1,750.00	1,750.00	196.00	1,396.00	0.00	0.00	354.00	80
35500	Travel	500.00	1,800.00	74.48	840.48	0.00	0.00	959.52	47
39900	Other Contracted Services	0.00	1,000.00	0.00	700.00	0.00	0.00	300.00	70
43200	Library Books/Media	45,000.00	40,805.50	0.00	40,805.50	0.00	0.00	0.00	100
49900	Other Supplies & Materials	5,600.00	5,600.00	611.05	4,173.68	0.00	0.00	1,426.32	75
52400	In-Service/Staff Development	30,000.00	45,919.50	1,000.94	19,362.72	1,800.00	0.00	24,756.78	46
59900	Other Charges	2,000.00	3,300.00	970.37	970.37	0.00	0.00	2,329.63	29
79000	Other Equipment	8,000.00	11,494.50	0.00	6,995.96	0.00	0.00	4,498.54	61
TOTALS:	Function: 72210 - Regular Instruction Program Support	1,760,081.00	1,875,856.00	151,789.55	1,229,504.82	1,800.00	0.00	644,551.18	66

COLLIERVILLE SCHOOLS

EXPENSES BY FUNCTION

Page: 9 of 22

04/12/2016

10:50:17 AM

Report Code: BAT_GL_TEMPLATE

BATCH QUEUE ID 383327

FOR MARCH, 2016

FUNCTION : 72220 - SPECIAL EDUCATION PROGRAM SUPPORT

OBJECT	DESCRIPTION	BUDGET AMOUNT	ADJUSTED BUDGET	CURRENT ACTIVITY	YTD ACTIVITY	ENCUMBRANCE	REQUISITION	UNENCUMBERED BALANCE	PERCENT ENCMBRD
10500	Supervisor/Director	166,650.00	168,174.00	14,090.70	119,793.31	0.00	0.00	48,380.69	71
11700	Career Ladder	3,000.00	3,000.00	0.00	1,500.00	0.00	0.00	1,500.00	50
12400	Psychological Personnel	234,645.00	234,645.00	19,553.79	156,430.23	0.00	0.00	78,214.77	67
16200	Clerical Personnel	296,294.00	296,294.00	29,472.53	219,353.81	0.00	0.00	76,940.19	74
20100	Social Security	43,437.00	43,531.00	3,620.63	28,573.68	0.00	0.00	14,957.32	66
20400	State Retirement	64,014.00	64,152.00	5,773.54	45,443.23	0.00	0.00	18,708.77	71
20600	Life Insurance	3,500.00	3,500.00	283.72	2,126.10	0.00	0.00	1,373.90	61
20700	Medical Insurance	54,860.00	54,860.00	5,486.00	41,145.00	0.00	0.00	13,715.00	75
21200	Employer Medicare	10,159.00	10,181.00	846.76	6,682.52	0.00	0.00	3,498.48	66
30800	Consultants	9,723.00	9,723.00	343.55	2,503.16	0.00	0.00	7,219.84	26
35500	Travel	3,000.00	3,000.00	225.62	1,217.14	0.00	0.00	1,782.86	41
39900	Other Contracted Services	346,968.00	346,968.00	49,841.10	246,574.83	235.98	0.00	100,157.19	71
49900	Other Supplies & Materials	20,000.00	16,000.00	6,162.07	9,205.21	300.00	0.00	6,494.79	59
52400	In-Service/Staff Development	25,000.00	29,000.00	350.00	20,213.10	150.00	0.00	8,636.90	70
59900	Other Charges	345.00	345.00	0.00	0.00	0.00	0.00	345.00	0
79000	Other Equipment	20,000.00	20,000.00	0.00	15,859.90	1,054.70	2,399.90	685.50	97
TOTALS:	Function: 72220 - Special Education Program Support	1,301,595.00	1,303,373.00	136,050.01	916,621.22	1,740.68	2,399.90	382,611.20	71

COLLIERVILLE SCHOOLS

EXPENSES BY FUNCTION

Page: 10 of 22

04/12/2016

Report Code: BAT_GL_TEMPLATE

BATCH QUEUE ID 383327

10:50:17 AM

FOR MARCH, 2016

FUNCTION : 72230 - VOCATIONAL EDUCATION PROGRAM SUPPORT

OBJECT	DESCRIPTION	BUDGET AMOUNT	ADJUSTED BUDGET	CURRENT ACTIVITY	YTD ACTIVITY	ENCUMBRANCE	REQUISITION	UNENCUMBERED BALANCE	PERCENT ENCMBRD
39900	Other Contracted Services	33,754.00	33,754.00	2,813.00	22,504.00	0.00	0.00	11,250.00	67
TOTALS:	Function: 72230 - Vocational Education Program Support	33,754.00	33,754.00	2,813.00	22,504.00	0.00	0.00	11,250.00	67

COLLIERVILLE SCHOOLS

EXPENSES BY FUNCTION

Page: 11 of 22

04/12/2016

Report Code: BAT_GL_TEMPLATE

BATCH QUEUE ID 383327

10:50:17 AM

FOR MARCH, 2016

FUNCTION : 72310 - BOARD OF EDUCATION

OBJECT	DESCRIPTION	BUDGET AMOUNT	ADJUSTED BUDGET	CURRENT ACTIVITY	YTD ACTIVITY	ENCUMBRANCE	REQUISITION	UNENCUMBERED BALANCE	PERCENT ENCMBRD
18900	Other Salaries & Wages	12,000.00	12,000.00	1,000.00	9,000.00	0.00	0.00	3,000.00	75
20100	Social Security	744.00	744.00	62.00	558.00	0.00	0.00	186.00	75
20600	Life Insurance	2,000.00	23,530.00	0.00	10,366.09	0.00	0.00	13,163.91	44
20700	Medical Insurance	425,070.00	57,965.00	0.00	34,629.53	0.00	0.00	23,335.47	60
21200	Employer Medicare	174.00	174.00	14.50	130.50	0.00	0.00	43.50	75
21500	Contributions for OPEB	0.00	425,000.00	0.00	0.00	0.00	0.00	425,000.00	0
30500	Audit Services	44,000.00	48,500.00	12,500.00	32,500.00	0.00	0.00	16,000.00	67
32000	Dues & Memberships	12,500.00	12,500.00	7,629.00	7,629.00	0.00	0.00	4,871.00	61
33100	Legal Services	175,000.00	175,000.00	10,774.50	78,841.57	0.00	0.00	96,158.43	45
35500	Travel	300.00	300.00	0.00	0.00	0.00	0.00	300.00	0
39900	Other Contracted Services	0.00	4,000.00	0.00	4,000.00	0.00	0.00	0.00	100
49900	Other Supplies & Materials	200.00	200.00	0.00	0.00	0.00	0.00	200.00	0
50500	Judgments	86,000.00	68,000.00	1,000.00	1,000.00	0.00	0.00	67,000.00	1
50600	Liability Insurance	104,421.00	104,421.00	0.00	94,845.00	0.00	0.00	9,576.00	91
51300	On the Job Injuries	168,543.00	186,543.00	856.02	170,262.68	0.00	0.00	16,280.32	91
52400	In-Service/Staff Development	15,000.00	15,000.00	0.00	4,060.63	0.00	0.00	10,939.37	27
59900	Other Charges	521,319.00	521,319.00	120.14	516,039.36	0.00	0.00	5,279.64	99
TOTALS:	Function: 72310 - Board of Education	1,567,271.00	1,655,196.00	33,956.16	963,862.36	0.00	0.00	691,333.64	58

COLLIERVILLE SCHOOLS

EXPENSES BY FUNCTION

Page: 12 of 22

04/12/2016

10:50:17 AM

Report Code: BAT_GL_TEMPLATE

BATCH QUEUE ID 383327

FOR MARCH, 2016

FUNCTION : 72320 - DIRECTOR OF SCHOOLS

OBJECT	DESCRIPTION	BUDGET AMOUNT	ADJUSTED BUDGET	CURRENT ACTIVITY	YTD ACTIVITY	ENCUMBRANCE	REQUISITION	UNENCUMBERED BALANCE	PERCENT ENCMBRD
10100	County Official/Administrative Officer	190,400.00	203,400.00	15,866.67	132,208.38	0.00	0.00	71,191.62	65
16100	Secretary(s)	55,963.00	58,363.00	4,663.59	39,622.64	0.00	0.00	18,740.36	68
18900	Other Salaries & Wages	15,000.00	15,000.00	0.00	0.00	0.00	0.00	15,000.00	0
20100	Social Security	16,205.00	17,159.00	1,259.88	5,003.84	0.00	0.00	12,155.16	29
20400	State Retirement	23,756.00	25,153.00	1,866.66	15,630.06	0.00	0.00	9,522.94	62
20600	Life Insurance	1,207.00	1,207.00	83.56	626.70	0.00	0.00	580.30	52
20700	Medical Insurance	28,000.00	28,000.00	2,354.86	17,661.45	0.00	0.00	10,338.55	63
20800	Dental Insurance - Supt	2,000.00	2,000.00	130.30	977.25	0.00	0.00	1,022.75	49
21200	Employer Medicare	3,790.00	4,013.00	294.64	2,468.67	0.00	0.00	1,544.33	62
29900	Other Fringe Benefits	5,550.00	5,550.00	462.50	4,162.50	0.00	0.00	1,387.50	75
32000	Dues & Memberships	9,920.00	9,920.00	100.00	8,602.00	0.00	0.00	1,318.00	87
34800	Postal Charges	20,889.00	20,541.00	530.42	4,513.82	0.00	0.00	16,027.18	22
39900	Other Contracted Services	2,000.00	2,000.00	0.00	0.00	0.00	0.00	2,000.00	0
43500	Office Supplies	1,500.00	1,500.00	139.42	825.47	0.00	0.00	674.53	55
52400	In-Service/Staff Development	10,000.00	9,600.00	1,560.99	7,109.12	0.00	0.00	2,490.88	74
59900	Other Charges	4,000.00	4,000.00	0.00	1,354.40	0.00	0.00	2,645.60	34
70100	Administration Equipment	4,000.00	4,348.00	0.00	4,302.12	0.00	0.00	45.88	99
TOTALS:	Function: 72320 - Director of Schools	394,180.00	411,754.00	29,313.49	245,068.42	0.00	0.00	166,685.58	60

COLLIERVILLE SCHOOLS

EXPENSES BY FUNCTION

Page: 13 of 22

04/12/2016

Report Code: BAT_GL_TEMPLATE

BATCH QUEUE ID 383327

10:50:17 AM

FOR MARCH, 2016

FUNCTION : 72410 - OFFICE OF THE PRINCIPAL

OBJECT	DESCRIPTION	BUDGET AMOUNT	ADJUSTED BUDGET	CURRENT ACTIVITY	YTD ACTIVITY	ENCUMBRANCE	REQUISITION	UNENCUMBERED BALANCE	PERCENT ENCMBRD
10401	Assistant Principals	1,642,669.00	1,642,669.00	136,828.77	1,160,528.34	0.00	0.00	482,140.66	71
10402	Elem/Md Principals	732,144.00	732,144.00	60,715.59	527,922.55	0.00	0.00	204,221.45	72
10403	Secondary/Vice Principals	194,087.00	194,087.00	16,173.91	142,368.76	0.00	0.00	51,718.24	73
11700	Career Ladder	9,000.00	9,000.00	0.00	4,500.00	0.00	0.00	4,500.00	50
16100	Secretary(s)	294,176.00	329,488.00	33,475.20	237,567.95	0.00	0.00	91,920.05	72
16200	Clerical Personnel	593,688.00	593,688.00	61,273.20	442,058.10	0.00	0.00	151,629.90	74
18900	Other Salaries & Wages	21,360.00	21,360.00	2,392.00	15,088.00	0.00	0.00	6,272.00	71
20100	Social Security	216,202.00	218,392.00	17,658.71	144,910.28	0.00	0.00	73,481.72	66
20400	State Retirement	315,347.00	318,620.00	28,068.51	228,698.61	0.00	0.00	89,921.39	72
20600	Life Insurance	16,802.00	16,974.00	1,417.34	10,529.85	0.00	0.00	6,444.15	62
20700	Medical Insurance	335,385.00	342,485.00	35,865.20	265,519.54	0.00	0.00	76,965.46	78
21200	Employer Medicare	50,563.00	51,075.00	4,129.88	33,890.16	0.00	0.00	17,184.84	66
32000	Dues & Memberships	5,319.00	10,000.00	0.00	8,725.00	0.00	0.00	1,275.00	87
35500	Travel	5,390.00	5,390.00	0.00	0.00	0.00	0.00	5,390.00	0
52400	In-Service/Staff Development	25,000.00	25,400.00	402.00	15,506.62	2,328.00	0.00	7,565.38	70
TOTALS:	Function: 72410 - Office of the Principal	4,457,132.00	4,510,772.00	398,400.31	3,237,813.76	2,328.00	0.00	1,270,630.24	72

COLLIERVILLE SCHOOLS

EXPENSES BY FUNCTION

Page: 14 of 22

04/12/2016

10:50:17 AM

Report Code: BAT_GL_TEMPLATE

BATCH QUEUE ID 383327

FOR MARCH, 2016

FUNCTION : 72510 - FISCAL SERVICES

OBJECT	DESCRIPTION	BUDGET AMOUNT	ADJUSTED BUDGET	CURRENT ACTIVITY	YTD ACTIVITY	ENCUMBRANCE	REQUISITION	UNENCUMBERED BALANCE	PERCENT ENCMBRD
10500	Supervisor/Director	111,800.00	111,800.00	9,316.67	80,436.25	0.00	0.00	31,363.75	72
11900	Accountants/Bookkeepers	115,152.00	155,395.00	12,978.56	113,453.78	0.00	0.00	41,941.22	73
16100	Secretary(s)	48,442.00	48,442.00	4,052.27	35,542.39	0.00	0.00	12,899.61	73
16200	Clerical Personnel	40,090.00	0.00	0.00	0.00	0.00	0.00	0.00	0
20100	Social Security	19,560.00	19,569.00	1,459.18	12,910.53	0.00	0.00	6,658.47	66
20400	State Retirement	29,245.00	29,260.00	2,442.40	21,285.97	0.00	0.00	7,974.03	73
20600	Life Insurance	1,540.00	1,540.00	128.92	966.90	0.00	0.00	573.10	63
20700	Medical Insurance	39,860.00	39,860.00	3,985.92	29,894.40	0.00	0.00	9,965.60	75
21200	Employer Medicare	4,575.00	4,577.00	341.26	3,019.43	0.00	0.00	1,557.57	66
32000	Dues & Memberships	2,015.00	2,515.00	0.00	1,725.00	0.00	0.00	790.00	69
35500	Travel	500.00	500.00	0.00	208.55	0.00	0.00	291.45	42
39900	Other Contracted Services	182,490.00	181,715.00	12,106.72	111,007.99	76.66	0.00	70,630.35	61
43500	Office Supplies	2,500.00	2,500.00	212.07	2,172.00	234.73	0.00	93.27	96
49900	Other Supplies & Materials	700.00	700.00	0.00	269.26	413.82	0.00	16.92	98
52400	In-Service/Staff Development	14,029.00	13,529.00	1,393.71	6,865.53	0.00	0.00	6,663.47	51
70100	Administration Equipment	9,144.00	9,919.00	1,272.00	9,390.61	396.47	0.00	131.92	99
TOTALS:	Function: 72510 - Fiscal Services	621,642.00	621,821.00	49,689.68	429,148.59	1,121.68	0.00	191,550.73	69

COLLIERVILLE SCHOOLS

EXPENSES BY FUNCTION

Page: 15 of 22

04/12/2016

10:50:17 AM

Report Code: BAT_GL_TEMPLATE

BATCH QUEUE ID 383327

FOR MARCH, 2016

FUNCTION : 72520 - HUMAN RESOURCES/PERSONNEL

OBJECT	DESCRIPTION	BUDGET AMOUNT	ADJUSTED BUDGET	CURRENT ACTIVITY	YTD ACTIVITY	ENCUMBRANCE	REQUISITION	UNENCUMBERED BALANCE	PERCENT ENCMBRD
10500	Supervisor/Director	86,882.00	86,882.00	7,494.17	64,015.05	0.00	0.00	22,866.95	74
16100	Secretary(s)	48,442.00	48,442.00	4,052.27	35,727.99	0.00	0.00	12,714.01	74
16200	Clerical Personnel	40,090.00	79,076.00	3,353.60	29,376.00	0.00	0.00	49,700.00	37
20100	Social Security	10,876.00	13,293.00	823.14	7,246.99	0.00	0.00	6,046.01	55
20400	State Retirement	16,061.00	19,675.00	1,364.00	11,825.70	0.00	0.00	7,849.30	60
20600	Life Insurance	856.00	1,046.00	72.80	546.00	0.00	0.00	500.00	52
20700	Medical Insurance	15,105.00	26,680.00	1,875.50	14,066.25	0.00	0.00	12,613.75	53
21000	Unemployment Compensation	51,679.00	51,679.00	0.00	3,096.72	0.00	0.00	48,582.28	6
21200	Employer Medicare	2,544.00	3,109.00	192.50	1,694.78	0.00	0.00	1,414.22	55
29900	Other Fringe Benefits	7,140.00	7,140.00	607.75	5,469.75	0.00	0.00	1,670.25	77
32000	Dues & Memberships	1,500.00	1,500.00	0.00	845.00	0.00	0.00	655.00	56
35500	Travel	740.00	740.00	45.48	45.48	0.00	0.00	694.52	6
39900	Other Contracted Services	4,000.00	12,145.00	58.50	2,330.75	0.00	0.00	9,814.25	19
41100	Data Processing Supplies	2,000.00	2,000.00	0.00	273.15	0.00	0.00	1,726.85	14
43500	Office Supplies	1,380.00	1,380.00	217.21	1,316.19	0.00	0.00	63.81	95
52400	In-Service/Staff Development	14,300.00	14,300.00	2,769.62	8,900.96	495.00	0.00	4,904.04	66
70100	Administration Equipment	3,200.00	4,568.00	0.00	3,285.24	0.00	0.00	1,282.76	72
TOTALS:	Function: 72520 - Human Resources/Personnel	306,795.00	373,655.00	22,926.54	190,062.00	495.00	0.00	183,098.00	51

COLLIERVILLE SCHOOLS

EXPENSES BY FUNCTION

Page: 16 of 22

04/12/2016

10:50:17 AM

Report Code: BAT_GL_TEMPLATE

BATCH QUEUE ID 383327

FOR MARCH, 2016

FUNCTION : 72610 - OPERATION OF PLANT

OBJECT	DESCRIPTION	BUDGET AMOUNT	ADJUSTED BUDGET	CURRENT ACTIVITY	YTD ACTIVITY	ENCUMBRANCE	REQUISITION	UNENCUMBERED BALANCE	PERCENT ENCMBRD
16600	Custodial Personnel	411,400.00	411,400.00	35,678.05	302,934.69	0.00	0.00	108,465.31	74
20100	Social Security	25,507.00	25,507.00	2,073.93	17,730.75	0.00	0.00	7,776.25	70
20400	State Retirement	38,137.00	38,137.00	3,307.37	28,109.07	0.00	0.00	10,027.93	74
20600	Life Insurance	2,250.00	2,250.00	167.94	1,259.55	0.00	0.00	990.45	56
20700	Medical Insurance	40,844.00	40,844.00	4,084.38	30,632.85	0.00	0.00	10,211.15	75
21200	Employer Medicare	5,965.00	5,965.00	485.02	4,146.70	0.00	0.00	1,818.30	70
32800	Janitorial Services	1,002,282.00	1,002,282.00	81,948.58	737,537.22	0.00	0.00	264,744.78	74
35500	Travel	0.00	535.00	0.00	0.00	0.00	0.00	535.00	0
39900	Other Contracted Services	72,987.00	72,987.00	4,050.94	41,280.48	0.00	0.00	31,706.52	57
41000	Custodial Supplies	9,000.00	9,000.00	0.00	8,727.40	0.00	0.00	272.60	97
41500	Electricity	1,560,957.00	1,512,671.00	112,212.22	755,509.21	0.00	0.00	757,161.79	50
49900	Other Supplies & Materials	6,000.00	6,000.00	0.00	0.00	0.00	0.00	6,000.00	0
50200	Building & Content Insurance	163,384.00	163,384.00	0.00	156,575.00	0.00	0.00	6,809.00	96
52400	In-Service/Staff Development	258.00	258.00	0.00	0.00	0.00	0.00	258.00	0
59900	Other Charges	13,920.00	13,920.00	485.00	4,050.00	320.00	510.00	9,040.00	35
72000	Plant Operation Equipment	8,975.00	8,975.00	0.00	0.00	0.00	0.00	8,975.00	0
TOTALS:	Function: 72610 - Operation of Plant	3,361,866.00	3,314,115.00	244,493.43	2,088,492.92	320.00	510.00	1,224,792.08	63

COLLIERVILLE SCHOOLS

EXPENSES BY FUNCTION

Report Code: BAT_GL_TEMPLATE

BATCH QUEUE ID 383327

FOR MARCH, 2016

FUNCTION : 72620 - MAINTENANCE OF PLANT

OBJECT	DESCRIPTION	BUDGET AMOUNT	ADJUSTED BUDGET	CURRENT ACTIVITY	YTD ACTIVITY	ENCUMBRANCE	REQUISITION	UNENCUMBERED BALANCE	PERCENT ENCMBRD
10500	Supervisor/Director	160,045.00	160,045.00	13,817.33	118,134.32	0.00	0.00	41,910.68	74
16100	Secretary(s)	47,606.00	47,606.00	3,982.40	34,918.20	0.00	0.00	12,687.80	73
20100	Social Security	12,874.00	12,874.00	973.86	8,994.30	0.00	0.00	3,879.70	70
20400	State Retirement	12,083.00	12,083.00	961.82	8,478.14	0.00	0.00	3,604.86	70
20600	Life Insurance	500.00	500.00	50.70	380.25	0.00	0.00	119.75	76
20700	Medical Insurance	13,056.00	13,056.00	2,828.70	11,031.93	0.00	0.00	2,024.07	84
21200	Employer Medicare	3,011.00	3,011.00	227.76	2,103.47	0.00	0.00	907.53	70
33500	Maint & Repair-Building	50,000.00	200,000.00	15,313.41	111,107.66	31,473.90	0.00	57,418.44	71
33600	Maint & Repair-Equipment	5,000.00	76,290.00	2,083.09	8,288.95	966.91	0.00	67,034.14	12
35500	Travel	0.00	1,360.00	67.20	638.96	0.00	0.00	721.04	47
39900	Other Contracted Services	1,008,232.00	787,581.00	62,699.79	563,620.89	1,596.50	0.00	222,363.61	72
49900	Other Supplies & Materials	1,000.00	1,000.00	0.00	387.05	0.00	0.00	612.95	39
52400	In-Service/Staff Development	1,500.00	1,500.00	175.04	734.80	280.00	0.00	485.20	68
59900	Other Charges	5,000.00	4,040.00	0.00	1,452.91	670.00	0.00	1,917.09	53
70100	Administration Equipment	1,500.00	1,500.00	0.00	0.00	0.00	0.00	1,500.00	0
TOTALS:	Function: 72620 - Maintenance of Plant	1,321,407.00	1,322,446.00	103,181.10	870,271.83	34,987.31	0.00	417,186.86	68

COLLIERVILLE SCHOOLS

EXPENSES BY FUNCTION

Report Code: BAT_GL_TEMPLATE

BATCH QUEUE ID 383327

FOR MARCH, 2016

FUNCTION : 72710 - TRANSPORTATION

OBJECT	DESCRIPTION	BUDGET AMOUNT	ADJUSTED BUDGET	CURRENT ACTIVITY	YTD ACTIVITY	ENCUMBRANCE	REQUISITION	UNENCUMBERED BALANCE	PERCENT ENCMBRD
10500	Supervisor/Director	72,104.00	72,104.00	6,608.80	58,578.00	0.00	0.00	13,526.00	81
16200	Clerical Personnel	40,000.00	40,800.00	3,402.90	29,646.66	0.00	0.00	11,153.34	73
18900	Other Salaries & Wages	163,464.00	165,464.00	14,166.72	116,671.95	0.00	0.00	48,792.05	71
20100	Social Security	17,085.00	17,259.00	1,450.26	12,280.58	0.00	0.00	4,978.42	71
20400	State Retirement	12,978.00	13,238.00	1,101.82	9,186.46	0.00	0.00	4,051.54	69
20600	Life Insurance	683.00	697.00	57.98	434.85	0.00	0.00	262.15	62
20700	Medical Insurance	8,922.00	13,383.00	892.20	8,475.90	0.00	0.00	4,907.10	63
21200	Employer Medicare	3,996.00	4,036.00	339.16	2,872.07	0.00	0.00	1,163.93	71
31200	Contracts w Private Agencies	2,572,200.00	2,572,200.00	195,881.87	1,236,166.94	0.00	0.00	1,336,033.06	48
35500	Travel	2,128.00	2,128.00	116.82	925.69	0.00	0.00	1,202.31	44
39900	Other Contracted Services	64,970.00	64,970.00	0.00	943.75	0.00	0.00	64,026.25	1
41200	Diesel Fuel	366,000.00	366,000.00	11,843.79	146,600.94	0.00	0.00	219,399.06	40
42500	Gasoline	5,000.00	5,000.00	223.76	2,286.37	0.00	0.00	2,713.63	46
49900	Other Supplies & Materials	1,000.00	1,000.00	0.00	195.93	217.00	0.00	587.07	41
52400	In-Service/Staff Development	2,000.00	2,000.00	100.00	486.75	0.00	0.00	1,513.25	24
59900	Other Charges	300.00	300.00	170.00	170.00	0.00	0.00	130.00	57
70100	Administration Equipment	1,500.00	1,500.00	0.00	0.00	0.00	0.00	1,500.00	0
TOTALS:	Function: 72710 - Transportation	3,334,330.00	3,342,079.00	236,356.08	1,625,922.84	217.00	0.00	1,715,939.16	49

COLLIERVILLE SCHOOLS

EXPENSES BY FUNCTION

Report Code: BAT_GL_TEMPLATE

BATCH QUEUE ID 383327

FOR MARCH, 2016

FUNCTION : 72810 - CENTRAL AND OTHER

OBJECT	DESCRIPTION	BUDGET AMOUNT	ADJUSTED BUDGET	CURRENT ACTIVITY	YTD ACTIVITY	ENCUMBRANCE	REQUISITION	UNENCUMBERED BALANCE	PERCENT ENCMBRD
10500	Supervisor/Director	601,220.00	634,544.00	52,756.24	430,439.79	0.00	0.00	204,104.21	68
16200	Clerical Personnel	39,254.00	39,404.00	3,283.73	29,553.61	0.00	0.00	9,850.39	75
18900	Other Salaries & Wages	216,240.00	311,311.00	15,897.54	155,344.86	0.00	0.00	155,966.14	50
20100	Social Security	53,117.00	61,086.00	4,203.75	36,281.67	0.00	0.00	24,804.33	59
20400	State Retirement	78,034.00	89,875.00	6,580.90	56,252.80	0.00	0.00	33,622.20	63
20600	Life Insurance	4,437.00	5,064.00	353.66	2,572.64	0.00	0.00	2,491.36	51
20700	Medical Insurance	46,202.00	51,152.00	6,031.42	44,118.71	0.00	0.00	7,033.29	86
21200	Employer Medicare	12,423.00	14,286.00	983.11	8,485.01	0.00	0.00	5,800.99	59
30700	Communication	425,809.00	425,809.00	49,439.39	177,568.32	12,527.82	0.00	235,712.86	45
30800	Consultants	9,500.00	9,500.00	0.00	4,500.00	0.00	0.00	5,000.00	47
33600	Maint & Repair-Equipment	55,000.00	16,400.00	2,598.55	8,687.45	5,287.00	0.00	2,425.55	85
35500	Travel	3,500.00	3,500.00	1,240.23	2,434.02	0.00	0.00	1,065.98	70
39900	Other Contracted Services	243,130.00	288,984.00	35,938.07	114,182.76	233.34	0.00	174,567.90	40
43500	Office Supplies	43,000.00	43,000.00	1,043.96	22,203.20	513.96	375.00	19,907.84	54
49900	Other Supplies & Materials	22,500.00	22,500.00	1,522.20	21,407.00	307.64	0.00	785.36	97
52400	In-Service/Staff Development	63,300.00	63,300.00	20,179.18	36,738.97	2,250.00	0.00	24,311.03	62
59900	Other Charges	366,019.00	423,116.00	12,063.83	332,906.91	35,682.33	0.00	54,526.76	87
70100	Administration Equipment	139,700.00	134,338.00	2,747.00	60,491.14	24,097.98	0.00	49,748.88	63
79000	Other Equipment	59,000.00	23,240.00	495.00	7,300.89	0.00	0.00	15,939.11	31
TOTALS:	Function: 72810 - Central and Other	2,481,385.00	2,660,409.00	217,357.76	1,551,469.75	80,900.07	375.00	1,027,664.18	61

COLLIERVILLE SCHOOLS

EXPENSES BY FUNCTION

Page: 20 of 22

04/12/2016

10:50:17 AM

Report Code: BAT_GL_TEMPLATE

BATCH QUEUE ID 383327

FOR MARCH, 2016

FUNCTION : 76100 - REGULAR CAPITAL OUTLAY

OBJECT	DESCRIPTION	BUDGET AMOUNT	ADJUSTED BUDGET	CURRENT ACTIVITY	YTD ACTIVITY	ENCUMBRANCE	REQUISITION	UNENCUMBERED BALANCE	PERCENT ENCMBRD
30400	Architects	50,000.00	50,000.00	1,000.00	1,000.00	0.00	0.00	49,000.00	2
30800	Consultants	15,000.00	15,000.00	0.00	0.00	0.00	0.00	15,000.00	0
32100	Engineering Services	30,000.00	30,000.00	0.00	0.00	0.00	0.00	30,000.00	0
39900	Other Contracted Services	10,000.00	10,000.00	0.00	0.00	0.00	0.00	10,000.00	0
70700	Building Improvements	190,000.00	170,000.00	0.00	16,470.00	0.00	0.00	153,530.00	10
72400	Site Development	50,000.00	70,000.00	0.00	64,766.00	0.00	0.00	5,234.00	93
79900	Other Capital Outlay	700,000.00	700,000.00	0.00	24,773.00	0.00	0.00	675,227.00	4
TOTALS:	Function: 76100 - Regular Capital Outlay	1,045,000.00	1,045,000.00	1,000.00	107,009.00	0.00	0.00	937,991.00	10

COLLIERVILLE SCHOOLS

EXPENSES BY FUNCTION

Page: 21 of 22

04/12/2016

10:50:17 AM

Report Code: BAT_GL_TEMPLATE

BATCH QUEUE ID 383327

	BUDGET AMOUNT	ADJUSTED BUDGET	CURRENT ACTIVITY	YTD ACTIVITY	ENCUMBRANCE	REQUISITION	UNENCUMBERED BALANCE	PERCENT ENCMBRD
GRAND TOTAL:	66,497,805.00	67,101,323.00	5,150,194.18	42,287,956.38	655,685.95	7,312.60	24,150,368.07	64

SCHOOL NUTRITION

COLLIERVILLE SCHOOLS

REVENUE BY FUNC

BATCH QUEUE ID 383325

FOR MARCH, 2016

FUNCTION 1ST: 4 -

Page: 1 of 3

04/12/2016

10:07:34 AM

Report Code: BAT_GL_TEMPLATE

FUNCTION	DESCRIPTION	BUDGET AMOUNT	ADJUSTED BUDGET	CURRENT ACTIVITY	YTD ACTIVITY	ENCUMBRANCE	REQUISITION	UNENCUMBERED BALANCE	PERCENT ENCMBRD
43521	Lunch Payments Children	600,000.00	600,000.00	63,432.30	463,061.70	0.00	0.00	136,938.30	77
43522	Lunch Payments Adults	42,000.00	42,000.00	2,997.00	27,400.90	0.00	0.00	14,599.10	65
43523	Income from Breakfast	40,000.00	40,000.00	3,185.40	31,424.65	0.00	0.00	8,575.35	79
43525	Ala Carte Sales	460,000.00	429,000.00	43,740.31	298,939.75	0.00	0.00	130,060.25	70
43990	Other Charges for Services	0.00	1,000.00	312.24	415.24	0.00	0.00	584.76	42
44990	Other Local Revenue	245,657.00	245,657.00	18,696.11	168,383.11	0.00	0.00	77,273.89	69
46520	School Food Service	6,000.00	36,000.00	0.00	31,840.05	0.00	0.00	4,159.95	88
47111	USDA School Lunch Program	506,000.00	506,000.00	47,740.23	341,970.71	0.00	0.00	164,029.29	68
47113	Breakfast	85,000.00	85,000.00	8,319.75	61,909.15	0.00	0.00	23,090.85	73
TOTALS:	Function: 4 -	1,984,657.00	1,984,657.00	188,423.34	1,425,345.26	0.00	0.00	559,311.74	72

COLLIERVILLE SCHOOLS

REVENUE BY FUNC

BATCH QUEUE ID 383325

Page: 2 of 3

04/12/2016

10:07:34 AM

Report Code: BAT_GL_TEMPLATE

	BUDGET AMOUNT	ADJUSTED BUDGET	CURRENT ACTIVITY	YTD ACTIVITY	ENCUMBRANCE	REQUISITION	UNENCUMBERED BALANCE	PERCENT ENCMBRD
GRAND TOTAL:	1,984,657.00	1,984,657.00	188,423.34	1,425,345.26	0.00	0.00	559,311.74	72

COLLIERVILLE SCHOOLS

EXPENSES BY FUNCTION

Page: 1 of 3

04/12/2016

10:24:23 AM

Report Code: BAT_GL_TEMPLATE

BATCH QUEUE ID 383326

FOR MARCH, 2016

FUNCTION : 73100 - FOOD SERVICE

OBJECT	DESCRIPTION	BUDGET AMOUNT	ADJUSTED BUDGET	CURRENT ACTIVITY	YTD ACTIVITY	ENCUMBRANCE	REQUISITION	UNENCUMBERED BALANCE	PERCENT ENCMBRD
10500	Supervisor/Director	173,000.00	173,000.00	14,547.10	130,858.70	0.00	0.00	42,141.30	76
16200	Clerical Personnel	40,000.00	40,000.00	3,402.90	30,591.32	0.00	0.00	9,408.68	76
16501	Cafeteria Managers	257,280.00	257,280.00	28,019.20	195,491.20	0.00	0.00	61,788.80	76
16502	School Nutrition Technicians	373,862.00	373,862.00	43,222.40	275,568.00	0.00	0.00	98,294.00	74
18900	Other Salaries & Wages	0.00	1,000.00	28.00	330.25	0.00	0.00	669.75	33
20100	Social Security	52,337.00	52,337.00	5,086.10	35,937.99	0.00	0.00	16,399.01	69
20400	State Retirement	77,854.00	77,854.00	6,292.99	46,373.81	0.00	0.00	31,480.19	60
20600	Life Insurance	5,000.00	5,000.00	270.86	1,993.00	0.00	0.00	3,007.00	40
20700	Medical Insurance	180,672.00	179,672.00	11,244.68	83,172.91	0.00	0.00	96,499.09	46
21200	Employer Medicare	12,241.00	12,241.00	1,189.54	8,404.86	0.00	0.00	3,836.14	69
33600	Maint & Repair-Equipment	39,945.00	39,945.00	415.93	31,518.96	0.00	0.00	8,426.04	79
35400	Transportation - Food	5,000.00	5,000.00	0.00	2,382.80	2,617.20	0.00	0.00	100
35500	Travel	1,000.00	1,000.00	0.00	58.79	0.00	0.00	941.21	6
39900	Other Contracted Services	41,304.00	51,036.00	360.00	48,527.89	1,040.00	0.00	1,468.11	97
42200	Food Supplies	600,000.00	597,468.00	65,617.43	494,174.67	52,839.95	752.53	49,700.85	92
43500	Office Supplies	3,000.00	4,967.00	244.50	4,097.29	309.95	0.00	559.76	89
49900	Other Supplies & Materials	60,000.00	58,033.00	4,161.18	42,232.06	6,711.70	468.22	8,621.02	85
52400	In-Service/Staff Development	4,000.00	4,000.00	683.64	997.77	0.00	0.00	3,002.23	25
59900	Other Charges	24,400.00	21,200.00	700.00	3,084.00	2,124.00	0.00	15,992.00	25
71000	Food Service Equipment	33,762.00	29,762.00	0.00	5,886.37	0.00	0.00	23,875.63	20
TOTALS:	Function: 73100 - Food Service	1,984,657.00	1,984,657.00	185,486.45	1,441,682.64	65,642.80	1,220.75	476,110.81	76

COLLIERVILLE SCHOOLS

EXPENSES BY FUNCTION

Page: 2 of 3

04/12/2016

10:24:23 AM

Report Code: BAT_GL_TEMPLATE

BATCH QUEUE ID 383326

	BUDGET AMOUNT	ADJUSTED BUDGET	CURRENT ACTIVITY	YTD ACTIVITY	ENCUMBRANCE	REQUISITION	UNENCUMBERED BALANCE	PERCENT ENCMBRD
GRAND TOTAL:	1,984,657.00	1,984,657.00	185,486.45	1,441,682.64	65,642.80	1,220.75	476,110.81	76

FEDERAL PROGRAMS

COLLIERVILLE SCHOOLS

REVENUE BY FUNC

Report Code: BAT_GL_TEMPLATE

BATCH QUEUE ID 383335

FOR MARCH, 2016

PROJECT : 0106 - CONSOLIDATED ADMIN 2015-16

FUNCTION	DESCRIPTION	BUDGET AMOUNT	ADJUSTED BUDGET	CURRENT ACTIVITY	YTD ACTIVITY	ENCUMBRANCE	REQUISITION	UNENCUMBERED BALANCE	PERCENT ENCMBRD
47590	Other Federal Thru State	167,707.34	167,707.34	13,529.24	121,110.49	0.00	0.00	46,596.85	72
TOTALS:	Project: 0106 - Consolidated Admin 2015- 16	167,707.34	167,707.34	13,529.24	121,110.49	0.00	0.00	46,596.85	72

COLLIERVILLE SCHOOLS

REVENUE BY FUNC

Report Code: BAT_GL_TEMPLATE

BATCH QUEUE ID 383335

FOR MARCH, 2016

PROJECT : 1005 - TITLE I, PART A, IMPROVING ACADEMIC ACHIEVEMENT

FUNCTION	DESCRIPTION	BUDGET AMOUNT	ADJUSTED BUDGET	CURRENT ACTIVITY	YTD ACTIVITY	ENCUMBRANCE	REQUISITION	UNENCUMBERED BALANCE	PERCENT ENCMBRD
47141	Title I - Grants to Local Education Agencies	104,141.43	104,141.43	0.00	104,141.42	0.00	0.00	0.01	100
TOTALS:	Project: 1005 - Title I, Part A, Improving Academic Achievement	104,141.43	104,141.43	0.00	104,141.42	0.00	0.00	0.01	100

COLLIERVILLE SCHOOLS

REVENUE BY FUNC

Report Code: BAT_GL_TEMPLATE

BATCH QUEUE ID 383335

FOR MARCH, 2016

PROJECT : 1006 - TITLE I 2015-16

FUNCTION	DESCRIPTION	BUDGET AMOUNT	ADJUSTED BUDGET	CURRENT ACTIVITY	YTD ACTIVITY	ENCUMBRANCE	REQUISITION	UNENCUMBERED BALANCE	PERCENT ENCMBRD
47141	Title I - Grants to Local Education Agencies	511,383.34	503,312.34	37,071.68	321,377.48	0.00	0.00	181,934.86	64
TOTALS:	Project: 1006 - Title I 2015- 16	511,383.34	503,312.34	37,071.68	321,377.48	0.00	0.00	181,934.86	64

COLLIERVILLE SCHOOLS

Page: 4 of 16

REVENUE BY FUNC

04/12/2016

Report Code: BAT_GL_TEMPLATE

BATCH QUEUE ID 383335

11:11:28 AM

FOR MARCH, 2016

PROJECT : 2005 - TITLE II, PART A, TRAINING & RECRUITING

FUNCTION	DESCRIPTION	BUDGET AMOUNT	ADJUSTED BUDGET	CURRENT ACTIVITY	YTD ACTIVITY	ENCUMBRANCE	REQUISITION	UNENCUMBERED BALANCE	PERCENT ENCMBRD
47189	Title II - Professional Development	61,556.04	61,556.04	0.00	61,556.04	0.00	0.00	0.00	100
TOTALS:	Project: 2005 - Title II, Part A, Training & Recruiting	61,556.04	61,556.04	0.00	61,556.04	0.00	0.00	0.00	100

COLLIERVILLE SCHOOLS

Page: 5 of 16

REVENUE BY FUNC

04/12/2016

Report Code: BAT_GL_TEMPLATE

BATCH QUEUE ID 383335

11:11:28 AM

FOR MARCH, 2016

PROJECT : 2006 - TITLE II 2015-16

FUNCTION	DESCRIPTION	BUDGET AMOUNT	ADJUSTED BUDGET	CURRENT ACTIVITY	YTD ACTIVITY	ENCUMBRANCE	REQUISITION	UNENCUMBERED BALANCE	PERCENT ENCMBRD
47189	Title II - Professional Development	262,169.18	275,933.18	18,557.47	165,809.54	0.00	0.00	110,123.64	60
TOTALS:	Project: 2006 - Title II 2015 -16	262,169.18	275,933.18	18,557.47	165,809.54	0.00	0.00	110,123.64	60

COLLIERVILLE SCHOOLS

REVENUE BY FUNC

Report Code: BAT_GL_TEMPLATE

BATCH QUEUE ID 383335

FOR MARCH, 2016

PROJECT : 3005 - TITLE III, PART A, ENGLISH LANGUAGE ACQUISITION

FUNCTION	DESCRIPTION	BUDGET AMOUNT	ADJUSTED BUDGET	CURRENT ACTIVITY	YTD ACTIVITY	ENCUMBRANCE	REQUISITION	UNENCUMBERED BALANCE	PERCENT ENCMBRD
47146	English Language Acquisition Grants	20,515.29	20,515.29	0.00	20,515.29	0.00	0.00	0.00	100
TOTALS:	Project: 3005 - Title III, Part A, English Language Acquisition	20,515.29	20,515.29	0.00	20,515.29	0.00	0.00	0.00	100

COLLIERVILLE SCHOOLS

Page: 7 of 16

REVENUE BY FUNC

04/12/2016

Report Code: BAT_GL_TEMPLATE

BATCH QUEUE ID 383335

11:11:28 AM

FOR MARCH, 2016

PROJECT : 3006 - TITLE III 2015-16

FUNCTION	DESCRIPTION	BUDGET AMOUNT	ADJUSTED BUDGET	CURRENT ACTIVITY	YTD ACTIVITY	ENCUMBRANCE	REQUISITION	UNENCUMBERED BALANCE	PERCENT ENCMBRD
47146	English Language Acquisition Grants	25,330.33	26,907.98	19,051.06	25,251.07	0.00	0.00	1,656.91	94
TOTALS:	Project: 3006 - Title III 2015-16	25,330.33	26,907.98	19,051.06	25,251.07	0.00	0.00	1,656.91	94

COLLIERVILLE SCHOOLS

REVENUE BY FUNC

Report Code: BAT_GL_TEMPLATE

BATCH QUEUE ID 383335

FOR MARCH, 2016

PROJECT : 3115 - TITLE III, IMMIGRANT SUPPLEMENTAL

FUNCTION	DESCRIPTION	BUDGET AMOUNT	ADJUSTED BUDGET	CURRENT ACTIVITY	YTD ACTIVITY	ENCUMBRANCE	REQUISITION	UNENCUMBERED BALANCE	PERCENT ENCMBRD
47590	Other Federal Thru State	29,812.74	29,812.74	39.75	28,812.58	0.00	0.00	1,000.16	97
TOTALS:	Project: 3115 - Title III, Immigrant Supplemental	29,812.74	29,812.74	39.75	28,812.58	0.00	0.00	1,000.16	97

COLLIERVILLE SCHOOLS

REVENUE BY FUNC

Report Code: BAT_GL_TEMPLATE

BATCH QUEUE ID 383335

FOR MARCH, 2016

PROJECT : 3116 - TITLE III IMMIGRANT SUPP GRANT

FUNCTION	DESCRIPTION	BUDGET AMOUNT	ADJUSTED BUDGET	CURRENT ACTIVITY	YTD ACTIVITY	ENCUMBRANCE	REQUISITION	UNENCUMBERED BALANCE	PERCENT ENCMBRD
47590	Other Federal Thru State	4,067.14	4,067.14	1,391.82	1,730.89	0.00	0.00	2,336.25	43
TOTALS:	Project: 3116 - Title III Immigrant Supp Grant	4,067.14	4,067.14	1,391.82	1,730.89	0.00	0.00	2,336.25	43

COLLIERVILLE SCHOOLS

REVENUE BY FUNC

Report Code: BAT_GL_TEMPLATE

BATCH QUEUE ID 383335

FOR MARCH, 2016

PROJECT : 9005 - IDEA, PART B

FUNCTION	DESCRIPTION	BUDGET AMOUNT	ADJUSTED BUDGET	CURRENT ACTIVITY	YTD ACTIVITY	ENCUMBRANCE	REQUISITION	UNENCUMBERED BALANCE	PERCENT ENCMBRD
47143	Special Education - Grants to States	232,826.07	232,826.07	0.00	232,826.07	0.00	0.00	0.00	100
TOTALS:	Project: 9005 - IDEA, Part B	232,826.07	232,826.07	0.00	232,826.07	0.00	0.00	0.00	100

COLLIERVILLE SCHOOLS

Page: 11 of 16

REVENUE BY FUNC

04/12/2016

Report Code: BAT_GL_TEMPLATE

BATCH QUEUE ID 383335

11:11:28 AM

FOR MARCH, 2016

PROJECT : 9006 - IDEA PART B 2015-16

FUNCTION	DESCRIPTION	BUDGET AMOUNT	ADJUSTED BUDGET	CURRENT ACTIVITY	YTD ACTIVITY	ENCUMBRANCE	REQUISITION	UNENCUMBERED BALANCE	PERCENT ENCMBRD
47143	Special Education - Grants to States	1,483,838.00	1,483,838.00	142,778.13	1,006,018.15	0.00	0.00	477,819.85	68
TOTALS:	Project: 9006 - IDEA Part B 2015-16	1,483,838.00	1,483,838.00	142,778.13	1,006,018.15	0.00	0.00	477,819.85	68

COLLIERVILLE SCHOOLS

REVENUE BY FUNC

Report Code: BAT_GL_TEMPLATE

BATCH QUEUE ID 383335

FOR MARCH, 2016

PROJECT : 9016 - IDEA DISCRETIONARY SUPP GRANT 2016

FUNCTION	DESCRIPTION	BUDGET AMOUNT	ADJUSTED BUDGET	CURRENT ACTIVITY	YTD ACTIVITY	ENCUMBRANCE	REQUISITION	UNENCUMBERED BALANCE	PERCENT ENCMBRD
47143	Special Education - Grants to States	5,881.90	5,881.90	0.00	5,881.90	0.00	0.00	0.00	100
TOTALS:	Project: 9016 - IDEA Discretionary Supp Grant 2016	5,881.90	5,881.90	0.00	5,881.90	0.00	0.00	0.00	100

COLLIERVILLE SCHOOLS

Page: 13 of 16

REVENUE BY FUNC

04/12/2016

Report Code: BAT_GL_TEMPLATE

BATCH QUEUE ID 383335

11:11:28 AM

FOR MARCH, 2016

PROJECT : 9105 - IDEA, PRESCHOOL

FUNCTION	DESCRIPTION	BUDGET AMOUNT	ADJUSTED BUDGET	CURRENT ACTIVITY	YTD ACTIVITY	ENCUMBRANCE	REQUISITION	UNENCUMBERED BALANCE	PERCENT ENCMBRD
47145	Special Education Preschool Grants	13,241.17	13,241.17	0.00	13,241.17	0.00	0.00	0.00	100
TOTALS:	Project: 9105 - IDEA, Preschool	13,241.17	13,241.17	0.00	13,241.17	0.00	0.00	0.00	100

COLLIERVILLE SCHOOLS

REVENUE BY FUNC

Report Code: BAT_GL_TEMPLATE

BATCH QUEUE ID 383335

FOR MARCH, 2016

PROJECT : 9106 - IDEA PRESCHOOL 2015-16

FUNCTION	DESCRIPTION	BUDGET AMOUNT	ADJUSTED BUDGET	CURRENT ACTIVITY	YTD ACTIVITY	ENCUMBRANCE	REQUISITION	UNENCUMBERED BALANCE	PERCENT ENCMBRD
47145	Special Education Preschool Grants	16,554.00	16,554.00	1,040.61	14,565.44	0.00	0.00	1,988.56	88
TOTALS:	Project: 9106 - IDEA Preschool 2015-16	16,554.00	16,554.00	1,040.61	14,565.44	0.00	0.00	1,988.56	88

COLLIERVILLE SCHOOLS

REVENUE BY FUNC

BATCH QUEUE ID 383335

Page: 15 of 16

04/12/2016

11:11:28 AM

Report Code: BAT_GL_TEMPLATE

	BUDGET AMOUNT	ADJUSTED BUDGET	CURRENT ACTIVITY	YTD ACTIVITY	ENCUMBRANCE	REQUISITION	UNENCUMBERED BALANCE	PERCENT ENCMBRD
GRAND TOTAL:	2,939,023.97	2,946,294.62	233,459.76	2,122,837.53	0.00	0.00	823,457.09	72

COLLIERVILLE SCHOOLS

EXPENSES BY FUNCTION

Page: 1 of 16

04/12/2016

11:12:39 AM

Report Code: BAT_GL_TEMPLATE

BATCH QUEUE ID 383336

FOR MARCH, 2016

PROJECT : 0106 - CONSOLIDATED ADMIN 2015-16

OBJECT	DESCRIPTION	BUDGET AMOUNT	ADJUSTED BUDGET	CURRENT ACTIVITY	YTD ACTIVITY	ENCUMBRANCE	REQUISITION	UNENCUMBERED BALANCE	PERCENT ENCMBRD
Function : 72210 - Regular Instruction Program Support									
10500	Supervisor/Director	86,882.00	86,882.00	7,183.01	64,647.13	0.00	0.00	22,234.87	74
16200	Clerical Personnel	39,405.00	39,405.00	3,283.73	29,069.33	0.00	0.00	10,335.67	74
18900	Other Salaries & Wages	6,413.00	6,413.00	505.44	4,548.96	0.00	0.00	1,864.04	71
20100	Social Security	8,228.00	8,228.00	648.62	5,911.68	0.00	0.00	2,316.32	72
20400	State Retirement	12,102.00	12,102.00	991.74	8,882.10	0.00	0.00	3,219.90	73
20600	Life Insurance	562.00	562.00	53.62	402.15	0.00	0.00	159.85	72
20700	Medical Insurance	0.00	2,700.00	446.10	1,561.35	0.00	0.00	1,138.65	58
21200	Employer Medicare	1,925.00	1,925.00	151.70	1,382.57	0.00	0.00	542.43	72
52400	In-Service/Staff Development	4,000.00	5,761.28	0.00	1,889.83	0.00	0.00	3,871.45	33
79000	Other Equipment	5,000.00	449.49	0.00	449.49	0.00	0.00	0.00	100
TOTALS:	Function: 72210 - Regular Instruction Program Support	164,517.00	164,427.77	13,263.96	118,744.59	0.00	0.00	45,683.18	72
Function : 99100 - Transfers Out									
50400	Indirect Cost	3,190.34	3,279.57	265.28	2,365.90	0.00	0.00	913.67	72
TOTALS:	Function: 99100 - Transfers Out	3,190.34	3,279.57	265.28	2,365.90	0.00	0.00	913.67	72
TOTALS:	Project: 0106 - Consolidated Admin 2015-16	167,707.34	167,707.34	13,529.24	121,110.49	0.00	0.00	46,596.85	72

COLLIERVILLE SCHOOLS

EXPENSES BY FUNCTION

Page: 2 of 16

04/12/2016

11:12:39 AM

Report Code: BAT_GL_TEMPLATE

BATCH QUEUE ID 383336

FOR MARCH, 2016

PROJECT : 1005 - TITLE I, PART A, IMPROVING ACADEMIC ACHIEVEMENT

OBJECT	DESCRIPTION	BUDGET AMOUNT	ADJUSTED BUDGET	CURRENT ACTIVITY	YTD ACTIVITY	ENCUMBRANCE	REQUISITION	UNENCUMBERED BALANCE	PERCENT ENCMBRD
Function : 71100 - Regular Instruction Program									
42900	Instructional Supplies & Materials	87,824.34	84,845.33	0.00	84,845.33	0.00	0.00	0.00	100
72200	Reg Inst Equipment	14,560.60	8,261.39	0.00	8,261.39	0.00	0.00	0.00	100
TOTALS:	Function: 71100 - Regular Instruction Program	102,384.94	93,106.72	0.00	93,106.72	0.00	0.00	0.00	100
Function : 72210 - Regular instruction Program Support									
52400	In-Service/Staff Development	0.00	9,154.71	0.00	9,154.71	0.00	0.00	0.00	100
TOTALS:	Function: 72210 - Regular Instruction Program Support	0.00	9,154.71	0.00	9,154.71	0.00	0.00	0.00	100
Function : 99100 - Transfers Out									
50400	Indirect Cost	1,756.49	1,880.00	0.00	1,880.00	0.00	0.00	0.00	100
TOTALS:	Function: 99100 - Transfers Out	1,756.49	1,880.00	0.00	1,880.00	0.00	0.00	0.00	100
TOTALS:	Project: 1005 - Title I, Part A, Improving Academic Achievement	104,141.43	104,141.43	0.00	104,141.43	0.00	0.00	0.00	100

COLLIERVILLE SCHOOLS

EXPENSES BY FUNCTION

Page: 3 of 16

04/12/2016

11:12:39 AM

Report Code: BAT_GL_TEMPLATE

BATCH QUEUE ID 383336

FOR MARCH, 2016

PROJECT : 1006 - TITLE I 2015-16

OBJECT	DESCRIPTION	BUDGET AMOUNT	ADJUSTED BUDGET	CURRENT ACTIVITY	YTD ACTIVITY	ENCUMBRANCE	REQUISITION	UNENCUMBERED BALANCE	PERCENT ENCMBRD
Function : 71100 - Regular Instruction Program									
11600	Teachers	239,060.00	242,560.00	19,980.99	159,847.92	0.00	0.00	82,712.08	66
16300	Educational Assistants	87,160.00	79,160.00	7,624.40	51,699.90	0.00	0.00	27,460.10	65
20100	Social Security	20,225.72	20,225.72	1,599.34	12,275.66	0.00	0.00	7,950.06	61
20400	State Retirement	29,690.02	29,690.02	2,492.48	19,103.28	0.00	0.00	10,586.74	64
20600	Life Insurance	2,600.00	2,600.00	126.76	939.75	0.00	0.00	1,660.25	36
20700	Medical Insurance	15,056.00	19,556.00	1,928.04	14,460.28	0.00	0.00	5,095.72	74
21200	Employer Medicare	4,730.37	4,730.37	374.04	2,870.97	0.00	0.00	1,859.40	61
42900	Instructional Supplies & Materials	51,420.41	43,342.64	0.00	19,102.15	0.00	0.00	24,240.49	44
72200	Reg Inst Equipment	25,000.00	25,000.00	0.00	25,000.00	0.00	0.00	0.00	100
TOTALS:	Function: 71100 - Regular Instruction Program	474,942.52	466,864.75	34,126.05	305,299.91	0.00	0.00	161,564.84	65
Function : 72130 - Other Student Support									
49900	Other Supplies & Materials	11,429.06	0.00	0.00	0.00	0.00	0.00	0.00	0
TOTALS:	Function: 72130 - Other Student Support	11,429.06	0.00	0.00	0.00	0.00	0.00	0.00	0
Function : 72210 - Regular Instruction Program Support									
49900	Other Supplies & Materials	0.00	11,594.09	1,549.10	4,816.41	79.58	0.00	6,698.10	42
52400	In-Service/Staff Development	15,474.83	15,474.83	669.64	5,449.84	0.00	0.00	10,024.99	35
TOTALS:	Function: 72210 - Regular Instruction Program Support	15,474.83	27,068.92	2,218.74	10,266.25	79.58	0.00	16,723.09	38
Function : 99100 - Transfers Out									
50400	Indirect Cost	9,536.93	9,378.67	726.89	5,811.32	0.00	0.00	3,567.35	62
TOTALS:	Function: 99100 - Transfers Out	9,536.93	9,378.67	726.89	5,811.32	0.00	0.00	3,567.35	62
TOTALS:	Project: 1006 - Title I 2015-16	511,383.34	503,312.34	37,071.68	321,377.48	79.58	0.00	181,855.28	64

COLLIERVILLE SCHOOLS

EXPENSES BY FUNCTION

Page: 4 of 16

04/12/2016

11:12:39 AM

Report Code: BAT_GL_TEMPLATE

BATCH QUEUE ID 383336

FOR MARCH, 2016

PROJECT : 2005 - TITLE II, PART A, TRAINING & RECRUITING

OBJECT	DESCRIPTION	BUDGET AMOUNT	ADJUSTED BUDGET	CURRENT ACTIVITY	YTD ACTIVITY	ENCUMBRANCE	REQUISITION	UNENCUMBERED BALANCE	PERCENT ENCMBRD
Function : 72210 - Regular Instruction Program Support									
52400	In-Service/Staff Development	53,817.28	57,449.06	0.00	57,449.06	0.00	0.00	0.00	100
52401	In Service/Staff Dev - Non Public	6,531.78	2,900.00	0.00	2,900.00	0.00	0.00	0.00	100
TOTALS:	Function: 72210 - Regular Instruction Program Support	60,349.06	60,349.06	0.00	60,349.06	0.00	0.00	0.00	100
Function : 99100 - Transfers Out									
50400	Indirect Cost	1,206.98	1,206.98	0.00	1,206.98	0.00	0.00	0.00	100
TOTALS:	Function: 99100 - Transfers Out	1,206.98	1,206.98	0.00	1,206.98	0.00	0.00	0.00	100
TOTALS:	Project: 2005 - Title II, Part A, Training & Recruiting	61,556.04	61,556.04	0.00	61,556.04	0.00	0.00	0.00	100

COLLIERVILLE SCHOOLS

EXPENSES BY FUNCTION

Report Code: BAT_GL_TEMPLATE

BATCH QUEUE ID 383336

FOR MARCH, 2016

PROJECT : 2006 - TITLE II 2015-16

OBJECT	DESCRIPTION	BUDGET AMOUNT	ADJUSTED BUDGET	CURRENT ACTIVITY	YTD ACTIVITY	ENCUMBRANCE	REQUISITION	UNENCUMBERED BALANCE	PERCENT ENCMBRD
Function : 72210 - Regular Instruction Program Support									
10500	Supervisor/Director	84,849.00	86,882.00	7,240.17	65,161.49	0.00	0.00	21,720.51	75
18900	Other Salaries & Wages	78,244.00	66,152.00	5,763.47	43,098.01	0.00	0.00	23,053.99	65
20100	Social Security	10,111.76	9,488.76	719.28	6,135.35	0.00	0.00	3,353.41	65
20400	State Retirement	14,743.60	13,834.60	1,175.54	9,786.79	0.00	0.00	4,047.81	71
20600	Life Insurance	345.00	646.00	63.88	486.08	0.00	0.00	159.92	75
20700	Medical Insurance	7,528.00	13,755.00	1,563.04	9,797.05	0.00	0.00	3,957.95	71
21200	Employer Medicare	2,364.85	2,219.85	168.22	1,434.86	0.00	0.00	784.99	65
30800	Consultants	15,000.00	15,000.00	0.00	2,334.00	0.00	0.00	12,666.00	16
52400	In-Service/Staff Development	23,275.14	52,123.72	1,500.00	18,133.20	0.00	928.00	33,062.52	37
52401	In Service/Staff Dev - Non Public	5,861.38	5,861.38	0.00	1,654.00	0.00	0.00	4,207.38	28
79000	Other Equipment	15,000.00	4,650.60	0.00	4,628.29	0.00	0.00	22.31	100
TOTALS:	Function: 72210 - Regular Instruction Program Support	257,322.73	270,613.91	18,193.60	162,649.12	0.00	928.00	107,036.79	60
Function : 99100 - Transfers Out									
50400	Indirect Cost	4,846.45	5,319.27	363.87	3,160.42	0.00	0.00	2,158.85	59
TOTALS:	Function: 99100 - Transfers Out	4,846.45	5,319.27	363.87	3,160.42	0.00	0.00	2,158.85	59
TOTALS:	Project: 2006 - Title II 2015 -16	262,169.18	275,933.18	18,557.47	165,809.54	0.00	928.00	109,195.64	60

COLLIERVILLE SCHOOLS

EXPENSES BY FUNCTION

Page: 6 of 16

04/12/2016

11:12:39 AM

Report Code: BAT_GL_TEMPLATE

BATCH QUEUE ID 383336

FOR MARCH, 2016

PROJECT : 3005 - TITLE III, PART A, ENGLISH LANGUAGE ACQUISITION

OBJECT	DESCRIPTION	BUDGET AMOUNT	ADJUSTED BUDGET	CURRENT ACTIVITY	YTD ACTIVITY	ENCUMBRANCE	REQUISITION	UNENCUMBERED BALANCE	PERCENT ENCMBRD
Function : 72210 - Regular Instruction Program Support									
79000	Other Equipment	20,515.29	20,515.29	0.00	20,515.29	0.00	0.00	0.00	100
TOTALS:	Function: 72210 - Regular Instruction Program Support	20,515.29	20,515.29	0.00	20,515.29	0.00	0.00	0.00	100
TOTALS:	Project: 3005 - Title III, Part A, English Language Acquisition	20,515.29	20,515.29	0.00	20,515.29	0.00	0.00	0.00	100

COLLIERVILLE SCHOOLS

EXPENSES BY FUNCTION

Page: 7 of 16

04/12/2016

11:12:39 AM

Report Code: BAT_GL_TEMPLATE

BATCH QUEUE ID 383336

FOR MARCH, 2016

PROJECT : 3006 - TITLE III 2015-16

OBJECT	DESCRIPTION	BUDGET AMOUNT	ADJUSTED BUDGET	CURRENT ACTIVITY	YTD ACTIVITY	ENCUMBRANCE	REQUISITION	UNENCUMBERED BALANCE	PERCENT ENCMBRD
Function : 72210 - Regular Instruction Program Support									
19600	In-Service Training	11,000.00	0.00	0.00	0.00	0.00	0.00	0.00	0
49900	Other Supplies & Materials	13,833.66	3,067.31	0.00	3,052.02	0.00	0.00	15.29	100
52400	In-Service/Staff Development	0.00	6,000.00	2,541.02	4,391.02	0.00	0.00	1,608.98	73
79000	Other Equipment	0.00	17,659.32	16,459.22	17,659.17	0.00	0.00	0.15	100
TOTALS:	Function: 72210 - Regular Instruction Program Support	24,833.66	26,726.63	19,000.24	25,102.21	0.00	0.00	1,624.42	94
Function : 99100 - Transfers Out									
50400	Indirect Cost	496.67	181.35	50.82	148.86	0.00	0.00	32.49	82
TOTALS:	Function: 99100 - Transfers Out	496.67	181.35	50.82	148.86	0.00	0.00	32.49	82
TOTALS:	Project: 3006 - Title III 2015-16	25,330.33	26,907.98	19,051.06	25,251.07	0.00	0.00	1,656.91	94

COLLIERVILLE SCHOOLS

EXPENSES BY FUNCTION

Page: 8 of 16

04/12/2016

11:12:39 AM

Report Code: BAT_GL_TEMPLATE

BATCH QUEUE ID 383336

FOR MARCH, 2016

PROJECT : 3115 - TITLE III, IMMIGRANT SUPPLEMENTAL

OBJECT	DESCRIPTION	BUDGET AMOUNT	ADJUSTED BUDGET	CURRENT ACTIVITY	YTD ACTIVITY	ENCUMBRANCE	REQUISITION	UNENCUMBERED BALANCE	PERCENT ENCMBRD
Function : 72210 - Regular Instruction Program Support									
19600	In-Service Training	1,600.00	1,600.00	0.00	1,600.00	0.00	0.00	0.00	100
20100	Social Security	99.20	99.20	0.00	99.10	0.00	0.00	0.10	100
20400	State Retirement	144.64	144.64	0.00	144.61	0.00	0.00	0.03	100
21200	Employer Medicare	23.20	23.20	0.00	23.17	0.00	0.00	0.03	100
49900	Other Supplies & Materials	20,645.70	8,645.70	39.75	8,645.70	0.00	0.00	0.00	100
52400	In-Service/Staff Development	1,000.00	1,000.00	0.00	0.00	0.00	0.00	1,000.00	0
79000	Other Equipment	6,300.00	18,300.00	0.00	18,300.00	0.00	0.00	0.00	100
TOTALS:	Function: 72210 - Regular Instruction Program Support	29,812.74	29,812.74	39.75	28,812.58	0.00	0.00	1,000.16	97
TOTALS:	Project: 3115 - Title III, Immigrant Supplemental	29,812.74	29,812.74	39.75	28,812.58	0.00	0.00	1,000.16	97

COLLIERVILLE SCHOOLS

EXPENSES BY FUNCTION

Page: 9 of 16

04/12/2016

11:12:39 AM

Report Code: BAT_GL_TEMPLATE

BATCH QUEUE ID 383336

FOR MARCH, 2016

PROJECT : 3116 - TITLE III IMMIGRANT SUPP GRANT

OBJECT	DESCRIPTION	BUDGET AMOUNT	ADJUSTED BUDGET	CURRENT ACTIVITY	YTD ACTIVITY	ENCUMBRANCE	REQUISITION	UNENCUMBERED BALANCE	PERCENT ENCMBRD
Function : 71100 - Regular Instruction Program									
18900	Other Salaries & Wages	1,600.00	1,600.00	0.00	0.00	0.00	0.00	1,600.00	0
20100	Social Security	99.20	99.20	0.00	0.00	0.00	0.00	99.20	0
20400	State Retirement	144.64	144.64	0.00	0.00	0.00	0.00	144.64	0
21200	Employer Medicare	23.20	23.20	0.00	0.00	0.00	0.00	23.20	0
49900	Other Supplies & Materials	2,120.35	2,120.35	1,364.53	1,696.95	0.00	0.00	423.40	80
TOTALS:	Function: 71100 - Regular Instruction Program	3,987.39	3,987.39	1,364.53	1,696.95	0.00	0.00	2,290.44	43
Function : 99100 - Transfers Out									
50400	Indirect Cost	79.75	79.75	27.29	33.94	0.00	0.00	45.81	43
TOTALS:	Function: 99100 - Transfers Out	79.75	79.75	27.29	33.94	0.00	0.00	45.81	43
TOTALS:	Project: 3116 - Title III Immigrant Supp Grant	4,067.14	4,067.14	1,391.82	1,730.89	0.00	0.00	2,336.25	43

COLLIERVILLE SCHOOLS

EXPENSES BY FUNCTION

Page: 10 of 16

04/12/2016

11:12:39 AM

Report Code: BAT_GL_TEMPLATE

BATCH QUEUE ID 383336

FOR MARCH, 2016

PROJECT : 9005 - IDEA, PART B

OBJECT	DESCRIPTION	BUDGET AMOUNT	ADJUSTED BUDGET	CURRENT ACTIVITY	YTD ACTIVITY	ENCUMBRANCE	REQUISITION	UNENCUMBERED BALANCE	PERCENT ENCMBRD
Function : 71200 - Special Education Program									
32200	Evaluation & Testing	15,000.00	15,000.00	0.00	15,000.00	0.00	0.00	0.00	100
42900	Instructional Supplies & Materials	30,000.00	30,000.00	0.00	30,000.00	0.00	0.00	0.00	100
49900	Other Supplies & Materials	35,000.00	35,000.00	0.00	35,000.00	0.00	0.00	0.00	100
72500	Special Education Equipment	151,226.07	151,226.07	0.00	151,226.07	0.00	0.00	0.00	100
TOTALS:	Function: 71200 - Special Education Program	231,226.07	231,226.07	0.00	231,226.07	0.00	0.00	0.00	100
Function : 99100 - Transfers Out									
50400	Indirect Cost	1,600.00	1,600.00	0.00	1,600.00	0.00	0.00	0.00	100
TOTALS:	Function: 99100 - Transfers Out	1,600.00	1,600.00	0.00	1,600.00	0.00	0.00	0.00	100
TOTALS:	Project: 9005 - IDEA, Part B	232,826.07	232,826.07	0.00	232,826.07	0.00	0.00	0.00	100

COLLIERVILLE SCHOOLS

EXPENSES BY FUNCTION

Page: 11 of 16

04/12/2016

11:12:39 AM

Report Code: BAT_GL_TEMPLATE

BATCH QUEUE ID 383336

FOR MARCH, 2016

PROJECT : 9006 - IDEA PART B 2015-16

OBJECT	DESCRIPTION	BUDGET AMOUNT	ADJUSTED BUDGET	CURRENT ACTIVITY	YTD ACTIVITY	ENCUMBRANCE	REQUISITION	UNENCUMBERED BALANCE	PERCENT ENCMBRD
Function : 71200 - Special Education Program									
11600	Teachers	328,029.00	318,666.75	27,699.40	200,716.28	0.00	0.00	117,950.47	63
12800	Homebound Teachers	50,000.00	50,000.00	3,387.21	28,791.36	0.00	0.00	21,208.64	58
16300	Educational Assistants	535,601.00	573,495.81	60,976.30	414,707.70	0.00	0.00	158,788.11	72
20100	Social Security	56,428.00	59,228.58	5,302.84	37,012.57	0.00	0.00	22,216.01	62
20400	State Retirement	83,507.00	84,161.97	8,434.18	59,010.80	0.00	0.00	25,151.17	70
20600	Life Insurance	12,946.00	4,215.90	383.22	2,742.17	0.00	0.00	1,473.73	65
20700	Medical Insurance	187,160.00	101,609.41	8,903.82	64,634.25	0.00	0.00	36,975.16	64
21200	Employer Medicare	14,197.00	17,123.05	1,240.20	8,656.14	0.00	0.00	8,466.91	51
39900	Other Contracted Services	16,966.47	16,957.14	0.00	0.00	0.00	0.00	16,957.14	0
42900	Instructional Supplies & Materials	0.00	5,000.00	872.36	941.08	0.00	0.00	4,058.92	19
72500	Special Education Equipment	0.00	55,117.87	8,388.19	55,117.87	0.00	0.00	0.00	100
TOTALS:	Function: 71200 - Special Education Program	1,284,834.47	1,285,576.48	125,587.72	872,330.22	0.00	0.00	413,246.26	68
Function : 72220 - Special Education Program Support									
18900	Other Salaries & Wages	135,850.00	135,850.00	11,500.70	91,286.12	0.00	0.00	44,563.88	67
20100	Social Security	8,423.00	8,423.00	670.88	5,346.88	0.00	0.00	3,076.12	63
20400	State Retirement	12,281.00	12,281.00	1,053.90	8,364.50	0.00	0.00	3,916.50	68
20600	Life Insurance	554.00	554.00	55.98	417.68	0.00	0.00	136.32	75
20700	Medical Insurance	10,840.00	11,169.40	1,116.94	8,377.05	0.00	0.00	2,792.35	75
21200	Employer Medicare	1,970.00	1,970.00	156.92	1,250.60	0.00	0.00	719.40	63
TOTALS:	Function: 72220 - Special Education Program Support	169,918.00	170,247.40	14,555.32	115,042.83	0.00	0.00	55,204.57	68
Function : 99100 - Transfers Out									
50400	Indirect Cost	29,085.53	28,014.12	2,635.09	18,645.10	0.00	0.00	9,369.02	67
TOTALS:	Function: 99100 - Transfers Out	29,085.53	28,014.12	2,635.09	18,645.10	0.00	0.00	9,369.02	67
TOTALS:	Project: 9006 - IDEA Part B 2015-16	1,483,838.00	1,483,838.00	142,778.13	1,006,018.15	0.00	0.00	477,819.85	68

COLLIERVILLE SCHOOLS

EXPENSES BY FUNCTION

Page: 12 of 16

04/12/2016

11:12:39 AM

Report Code: BAT_GL_TEMPLATE

BATCH QUEUE ID 383336

FOR MARCH, 2016

PROJECT : 9016 - IDEA DISCRETIONARY SUPP GRANT 2016

OBJECT	DESCRIPTION	BUDGET AMOUNT	ADJUSTED BUDGET	CURRENT ACTIVITY	YTD ACTIVITY	ENCUMBRANCE	REQUISITION	UNENCUMBERED BALANCE	PERCENT ENCMBRD
Function : 72220 - Special Education Program Support									
49900	Other Supplies & Materials	3,081.90	3,081.90	0.00	3,081.90	0.00	0.00	0.00	100
52400	In-Service/Staff Development	2,800.00	2,800.00	0.00	2,800.00	0.00	0.00	0.00	100
TOTALS:	Function: 72220 - Special Education Program Support	5,881.90	5,881.90	0.00	5,881.90	0.00	0.00	0.00	100
TOTALS:	Project: 9016 - IDEA Discretionary Supp Grant 2016	5,881.90	5,881.90	0.00	5,881.90	0.00	0.00	0.00	100

COLLIERVILLE SCHOOLS

EXPENSES BY FUNCTION

Page: 13 of 16

04/12/2016

11:12:39 AM

Report Code: BAT_GL_TEMPLATE

BATCH QUEUE ID 383336

FOR MARCH, 2016

PROJECT : 9105 - IDEA, PRESCHOOL

OBJECT	DESCRIPTION	BUDGET AMOUNT	ADJUSTED BUDGET	CURRENT ACTIVITY	YTD ACTIVITY	ENCUMBRANCE	REQUISITION	UNENCUMBERED BALANCE	PERCENT ENCMBRD
Function : 71200 - Special Education Program									
42900	Instructional Supplies & Materials	10,000.00	10,000.00	0.00	10,000.00	0.00	0.00	0.00	100
72500	Special Education Equipment	3,041.17	3,041.17	0.00	3,041.17	0.00	0.00	0.00	100
TOTALS:	Function: 71200 - Special Education Program	13,041.17	13,041.17	0.00	13,041.17	0.00	0.00	0.00	100
Function : 99100 - Transfers Out									
50400	Indirect Cost	200.00	200.00	0.00	200.00	0.00	0.00	0.00	100
TOTALS:	Function: 99100 - Transfers Out	200.00	200.00	0.00	200.00	0.00	0.00	0.00	100
TOTALS:	Project: 9105 - IDEA, Preschool	13,241.17	13,241.17	0.00	13,241.17	0.00	0.00	0.00	100

COLLIERVILLE SCHOOLS

EXPENSES BY FUNCTION

Page: 14 of 16

04/12/2016

11:12:39 AM

Report Code: BAT_GL_TEMPLATE

BATCH QUEUE ID 383336

FOR MARCH, 2016

PROJECT : 9106 - IDEA PRESCHOOL 2015-16

OBJECT	DESCRIPTION	BUDGET AMOUNT	ADJUSTED BUDGET	CURRENT ACTIVITY	YTD ACTIVITY	ENCUMBRANCE	REQUISITION	UNENCUMBERED BALANCE	PERCENT ENCMBRD
Function : 71200 - Special Education Program									
42900	Instructional Supplies & Materials	5,906.00	5,905.88	663.24	5,905.88	0.00	0.00	0.00	100
72500	Special Education Equipment	9,000.00	9,000.00	0.00	8,058.43	0.00	0.00	941.57	90
TOTALS:	Function: 71200 - Special Education Program	14,906.00	14,905.88	663.24	13,964.31	0.00	0.00	941.57	94
Function : 72220 - Special Education Program Support									
52400	In-Service/Staff Development	1,500.00	1,500.00	356.97	473.54	0.00	0.00	1,026.46	32
TOTALS:	Function: 72220 - Special Education Program Support	1,500.00	1,500.00	356.97	473.54	0.00	0.00	1,026.46	32
Function : 99100 - Transfers Out									
50400	Indirect Cost	148.00	148.12	20.40	127.59	0.00	0.00	20.53	86
TOTALS:	Function: 99100 - Transfers Out	148.00	148.12	20.40	127.59	0.00	0.00	20.53	86
TOTALS:	Project: 9106 - IDEA Preschool 2015-16	16,554.00	16,554.00	1,040.61	14,565.44	0.00	0.00	1,988.56	88

COLLIERVILLE SCHOOLS

EXPENSES BY FUNCTION

Page: 15 of 16

04/12/2016

11:12:39 AM

Report Code: BAT_GL_TEMPLATE

BATCH QUEUE ID 383336

	BUDGET AMOUNT	ADJUSTED BUDGET	CURRENT ACTIVITY	YTD ACTIVITY	ENCUMBRANCE	REQUISITION	UNENCUMBERED BALANCE	PERCENT ENCMBRD
GRAND TOTAL:	2,939,023.97	2,946,294.62	233,459.76	2,122,837.54	79.58	928.00	822,449.50	72

DISCRETIONARY GRANTS

COLLIERVILLE SCHOOLS

REVENUE BY FUNC

Report Code: BAT_GL_TEMPLATE

BATCH QUEUE ID 383334

FOR MARCH, 2016

PROJECT : 8026 - COORDINATED SCHOOL HEALTH 2016

FUNCTION	DESCRIPTION	BUDGET AMOUNT	ADJUSTED BUDGET	CURRENT ACTIVITY	YTD ACTIVITY	ENCUMBRANCE	REQUISITION	UNENCUMBERED BALANCE	PERCENT ENCMBRD
46591	Coordinated School Health	90,000.00	90,000.00	148.81	57,921.68	0.00	0.00	32,078.32	64
TOTALS:	Project: 8026 - Coordinated School Health 2016	90,000.00	90,000.00	148.81	57,921.68	0.00	0.00	32,078.32	64

COLLIERVILLE SCHOOLS

REVENUE BY FUNC

Report Code: BAT_GL_TEMPLATE

BATCH QUEUE ID 383334

FOR MARCH, 2016

PROJECT : 8035 - TEACHER LEADER COUNCIL GRANT

FUNCTION	DESCRIPTION	BUDGET AMOUNT	ADJUSTED BUDGET	CURRENT ACTIVITY	YTD ACTIVITY	ENCUMBRANCE	REQUISITION	UNENCUMBERED BALANCE	PERCENT ENCMBRD
46590	Other State Education Funds	1,997.17	1,997.17	0.00	1,997.17	0.00	0.00	0.00	100
TOTALS:	Project: 8035 - Teacher Leader Council Grant	1,997.17	1,997.17	0.00	1,997.17	0.00	0.00	0.00	100

COLLIERVILLE SCHOOLS

REVENUE BY FUNC

Report Code: BAT_GL_TEMPLATE

BATCH QUEUE ID 383334

FOR MARCH, 2016

PROJECT : 8036 - AMERICA'S FARMERS GROW

FUNCTION	DESCRIPTION	BUDGET AMOUNT	ADJUSTED BUDGET	CURRENT ACTIVITY	YTD ACTIVITY	ENCUMBRANCE	REQUISITION	UNENCUMBERED BALANCE	PERCENT ENCMBRD
44990	Other Local Revenue	25,000.00	25,000.00	0.00	25,000.00	0.00	0.00	0.00	100
TOTALS:	Project: 8036 - America's Farmers Grow	25,000.00	25,000.00	0.00	25,000.00	0.00	0.00	0.00	100

COLLIERVILLE SCHOOLS

Page: 5 of 11

REVENUE BY FUNC

04/12/2016

Report Code: BAT_GL_TEMPLATE

BATCH QUEUE ID 383334

11:10:17 AM

FOR MARCH, 2016

PROJECT : 8040 - WAL-MART GRANT

FUNCTION	DESCRIPTION	BUDGET AMOUNT	ADJUSTED BUDGET	CURRENT ACTIVITY	YTD ACTIVITY	ENCUMBRANCE	REQUISITION	UNENCUMBERED BALANCE	PERCENT ENCMBRD
44990	Other Local Revenue	1,500.00	1,500.00	0.00	1,500.00	0.00	0.00	0.00	100
TOTALS:	Project: 8040 - Wal-Mart Grant	1,500.00	1,500.00	0.00	1,500.00	0.00	0.00	0.00	100

COLLIERVILLE SCHOOLS

Page: 6 of 11

REVENUE BY FUNC

04/12/2016

Report Code: BAT_GL_TEMPLATE

BATCH QUEUE ID 383334

11:10:17 AM

FOR MARCH, 2016

PROJECT : 8046 - RACE 4 THE VILLE

FUNCTION	DESCRIPTION	BUDGET AMOUNT	ADJUSTED BUDGET	CURRENT ACTIVITY	YTD ACTIVITY	ENCUMBRANCE	REQUISITION	UNENCUMBERED BALANCE	PERCENT ENCMBRD
44990	Other Local Revenue	2,250.00	6,614.00	0.00	6,614.00	0.00	0.00	0.00	100
TOTALS:	Project: 8046 - Race 4 the Ville	2,250.00	6,614.00	0.00	6,614.00	0.00	0.00	0.00	100

COLLIERVILLE SCHOOLS

Page: 7 of 11

REVENUE BY FUNC

04/12/2016

Report Code: BAT_GL_TEMPLATE

BATCH QUEUE ID 383334

11:10:17 AM

FOR MARCH, 2016

PROJECT : 8056 - SAFE SCHOOLS GRANT 2015-16

FUNCTION	DESCRIPTION	BUDGET AMOUNT	ADJUSTED BUDGET	CURRENT ACTIVITY	YTD ACTIVITY	ENCUMBRANCE	REQUISITION	UNENCUMBERED BALANCE	PERCENT ENCMBRD
46590	Other State Education Funds	38,580.00	38,580.00	12,860.00	25,720.00	0.00	0.00	12,860.00	67
TOTALS:	Project: 8056 - Safe Schools Grant 2015-16	38,580.00	38,580.00	12,860.00	25,720.00	0.00	0.00	12,860.00	67

COLLIERVILLE SCHOOLS

REVENUE BY FUNC

Report Code: BAT_GL_TEMPLATE

BATCH QUEUE ID 383334

FOR MARCH, 2016

PROJECT : 8066 - SPARK GRANT

FUNCTION	DESCRIPTION	BUDGET AMOUNT	ADJUSTED BUDGET	CURRENT ACTIVITY	YTD ACTIVITY	ENCUMBRANCE	REQUISITION	UNENCUMBERED BALANCE	PERCENT ENCMBRD
44990	Other Local Revenue	10,000.00	10,000.00	0.00	1,098.12	0.00	0.00	8,901.88	11
TOTALS:	Project: 8066 - Spark Grant	10,000.00	10,000.00	0.00	1,098.12	0.00	0.00	8,901.88	11

COLLIERVILLE SCHOOLS

REVENUE BY FUNC

Report Code: BAT_GL_TEMPLATE

BATCH QUEUE ID 383334

FOR MARCH, 2016

PROJECT : 8076 - HEALTHY HUNGER FREE KIDS ACT

FUNCTION	DESCRIPTION	BUDGET AMOUNT	ADJUSTED BUDGET	CURRENT ACTIVITY	YTD ACTIVITY	ENCUMBRANCE	REQUISITION	UNENCUMBERED BALANCE	PERCENT ENCMBRD
47114	USDA - Other	3,600.00	3,600.00	0.00	3,515.48	0.00	0.00	84.52	98
TOTALS:	Project: 8076 - Healthy Hunger Free Kids Act	3,600.00	3,600.00	0.00	3,515.48	0.00	0.00	84.52	98

COLLIERVILLE SCHOOLS

REVENUE BY FUNC

BATCH QUEUE ID 383334

Page: 10 of 11

04/12/2016

11:10:17 AM

Report Code: BAT_GL_TEMPLATE

	BUDGET AMOUNT	ADJUSTED BUDGET	CURRENT ACTIVITY	YTD ACTIVITY	ENCUMBRANCE	REQUISITION	UNENCUMBERED BALANCE	PERCENT ENCMBRD
GRAND TOTAL:	178,382.22	177,291.17	13,008.81	123,366.45	0.00	0.00	53,924.72	70

COLLIERVILLE SCHOOLS

EXPENSES BY FUNCTION

Page: 2 of 11

04/12/2016

11:08:57 AM

Report Code: BAT_GL_TEMPLATE

BATCH QUEUE ID 383333

FOR MARCH, 2016

PROJECT : 8026 - COORDINATED SCHOOL HEALTH 2016

OBJECT	DESCRIPTION	BUDGET AMOUNT	ADJUSTED BUDGET	CURRENT ACTIVITY	YTD ACTIVITY	ENCUMBRANCE	REQUISITION	UNENCUMBERED BALANCE	PERCENT ENCMBRD
Function : 72120 - Health Services									
18900	Other Salaries & Wages	29,171.00	15,171.00	0.00	2,250.00	0.00	0.00	12,921.00	15
20100	Social Security	1,808.60	940.60	0.00	129.11	0.00	0.00	811.49	14
20400	State Retirement	2,704.15	1,406.35	0.00	205.12	0.00	0.00	1,201.23	15
21200	Employer Medicare	422.98	219.98	0.00	30.18	0.00	0.00	189.80	14
35500	Travel	200.00	200.00	62.32	83.61	0.00	0.00	116.39	42
39900	Other Contracted Services	0.00	34,000.00	0.00	31,841.40	0.00	0.00	2,158.60	94
49900	Other Supplies & Materials	10,000.00	3,000.00	86.49	585.99	0.00	0.00	2,414.01	20
52400	In-Service/Staff Development	19,700.00	12,368.80	0.00	8,749.52	0.00	0.00	3,619.28	71
59900	Other Charges	0.00	1,700.00	0.00	692.23	0.00	0.00	1,007.77	41
73500	Health Equipment	25,993.27	20,993.27	0.00	13,354.52	2,651.54	0.00	4,987.21	76
TOTALS:	Function: 72120 - Health Services	90,000.00	90,000.00	148.81	57,921.68	2,651.54	0.00	29,426.78	67
TOTALS:	Project: 8026 - Coordinated School Health 2016	90,000.00	90,000.00	148.81	57,921.68	2,651.54	0.00	29,426.78	67

COLLIERVILLE SCHOOLS

EXPENSES BY FUNCTION

Page: 3 of 11

04/12/2016

11:08:57 AM

Report Code: BAT_GL_TEMPLATE

BATCH QUEUE ID 383333

FOR MARCH, 2016

PROJECT : 8035 - TEACHER LEADER COUNCIL GRANT

OBJECT	DESCRIPTION	BUDGET AMOUNT	ADJUSTED BUDGET	CURRENT ACTIVITY	YTD ACTIVITY	ENCUMBRANCE	REQUISITION	UNENCUMBERED BALANCE	PERCENT ENCMBRD
Function : 72210 - Regular Instruction Program Support									
52400	In-Service/Staff Development	1,997.17	1,997.17	0.00	0.00	0.00	0.00	1,997.17	0
TOTALS:	Function: 72210 - Regular Instruction Program Support	1,997.17	1,997.17	0.00	0.00	0.00	0.00	1,997.17	0
TOTALS:	Project: 8035 - Teacher Leader Council Grant	1,997.17	1,997.17	0.00	0.00	0.00	0.00	1,997.17	0

COLLIERVILLE SCHOOLS

EXPENSES BY FUNCTION

Page: 4 of 11

04/12/2016

11:08:57 AM

Report Code: BAT_GL_TEMPLATE

BATCH QUEUE ID 383333

FOR MARCH, 2016

PROJECT : 8036 - AMERICA'S FARMERS GROW

OBJECT	DESCRIPTION	BUDGET AMOUNT	ADJUSTED BUDGET	CURRENT ACTIVITY	YTD ACTIVITY	ENCUMBRANCE	REQUISITION	UNENCUMBERED BALANCE	PERCENT ENCMBRD
Function : 72210 - Regular Instruction Program Support									
39900	Other Contracted Services	3,625.00	3,625.00	0.00	0.00	0.00	2,032.00	1,593.00	56
49900	Other Supplies & Materials	20,015.46	20,015.46	0.00	0.00	0.00	6,550.00	13,465.46	33
79000	Other Equipment	1,359.54	1,359.54	0.00	424.71	0.00	0.00	934.83	31
TOTALS:	Function: 72210 - Regular Instruction Program Support	25,000.00	25,000.00	0.00	424.71	0.00	8,582.00	15,993.29	36
TOTALS:	Project: 8036 - America's Farmers Grow	25,000.00	25,000.00	0.00	424.71	0.00	8,582.00	15,993.29	36

COLLIERVILLE SCHOOLS

EXPENSES BY FUNCTION

Page: 5 of 11

04/12/2016

11:08:57 AM

Report Code: BAT_GL_TEMPLATE

BATCH QUEUE ID 383333

FOR MARCH, 2016

PROJECT : 8040 - WAL-MART GRANT

OBJECT	DESCRIPTION	BUDGET AMOUNT	ADJUSTED BUDGET	CURRENT ACTIVITY	YTD ACTIVITY	ENCUMBRANCE	REQUISITION	UNENCUMBERED BALANCE	PERCENT ENCMBRD
Function : 72210 - Regular Instruction Program Support									
49900	Other Supplies & Materials	1,200.00	1,200.00	992.20	1,200.00	0.00	0.00	0.00	100
59900	Other Charges	300.00	300.00	282.75	282.75	0.00	0.00	17.25	94
TOTALS:	Function: 72210 - Regular Instruction Program Support	1,500.00	1,500.00	1,274.95	1,482.75	0.00	0.00	17.25	99
TOTALS:	Project: 8040 - Wal-Mart Grant	1,500.00	1,500.00	1,274.95	1,482.75	0.00	0.00	17.25	99

COLLIERVILLE SCHOOLS

EXPENSES BY FUNCTION

Page: 6 of 11

04/12/2016

11:08:57 AM

Report Code: BAT_GL_TEMPLATE

BATCH QUEUE ID 383333

FOR MARCH, 2016

PROJECT : 8046 - RACE 4 THE VILLE

OBJECT	DESCRIPTION	BUDGET AMOUNT	ADJUSTED BUDGET	CURRENT ACTIVITY	YTD ACTIVITY	ENCUMBRANCE	REQUISITION	UNENCUMBERED BALANCE	PERCENT ENCMBRD
Function : 72120 - Health Services									
39900	Other Contracted Services	0.00	4,364.00	0.00	0.00	0.00	0.00	4,364.00	0
49900	Other Supplies & Materials	2,250.00	2,250.00	0.00	1,158.98	0.00	0.00	1,091.02	52
TOTALS:	Function: 72120 - Health Services	2,250.00	6,614.00	0.00	1,158.98	0.00	0.00	5,455.02	18
TOTALS:	Project: 8046 - Race 4 the Ville	2,250.00	6,614.00	0.00	1,158.98	0.00	0.00	5,455.02	18

COLLIERVILLE SCHOOLS

EXPENSES BY FUNCTION

Page: 7 of 11

04/12/2016

11:08:57 AM

Report Code: BAT_GL_TEMPLATE

BATCH QUEUE ID 383333

FOR MARCH, 2016

PROJECT : 8056 - SAFE SCHOOLS GRANT 2015-16

OBJECT	DESCRIPTION	BUDGET AMOUNT	ADJUSTED BUDGET	CURRENT ACTIVITY	YTD ACTIVITY	ENCUMBRANCE	REQUISITION	UNENCUMBERED BALANCE	PERCENT ENCMBRD
Function : 72130 - Other Student Support									
30900	Contracts w Govt Agencies	38,580.00	38,580.00	12,860.00	25,720.00	0.00	0.00	12,860.00	67
TOTALS:	Function: 72130 - Other Student Support	38,580.00	38,580.00	12,860.00	25,720.00	0.00	0.00	12,860.00	67
TOTALS:	Project: 8056 - Safe Schools Grant 2015-16	38,580.00	38,580.00	12,860.00	25,720.00	0.00	0.00	12,860.00	67

COLLIERVILLE SCHOOLS

EXPENSES BY FUNCTION

Page: 8 of 11

04/12/2016

11:08:57 AM

Report Code: BAT_GL_TEMPLATE

BATCH QUEUE ID 383333

FOR MARCH, 2016

PROJECT : 8066 - SPARK GRANT

OBJECT	DESCRIPTION	BUDGET AMOUNT	ADJUSTED BUDGET	CURRENT ACTIVITY	YTD ACTIVITY	ENCUMBRANCE	REQUISITION	UNENCUMBERED BALANCE	PERCENT ENCMBRD
Function : 72210 - Regular Instruction Program Support									
52400	In-Service/Staff Development	1,000.00	1,100.00	0.00	1,098.12	0.00	0.00	1.88	100
79000	Other Equipment	9,000.00	8,900.00	0.00	0.00	0.00	0.00	8,900.00	0
TOTALS:	Function: 72210 - Regular Instruction Program Support	10,000.00	10,000.00	0.00	1,098.12	0.00	0.00	8,901.88	11
TOTALS:	Project: 8066 - Spark Grant	10,000.00	10,000.00	0.00	1,098.12	0.00	0.00	8,901.88	11

COLLIERVILLE SCHOOLS

EXPENSES BY FUNCTION

Page: 9 of 11

04/12/2016

11:08:57 AM

Report Code: BAT_GL_TEMPLATE

BATCH QUEUE ID 383333

FOR MARCH, 2016

PROJECT : 8076 - HEALTHY HUNGER FREE KIDS ACT

OBJECT	DESCRIPTION	BUDGET AMOUNT	ADJUSTED BUDGET	CURRENT ACTIVITY	YTD ACTIVITY	ENCUMBRANCE	REQUISITION	UNENCUMBERED BALANCE	PERCENT ENCMBRD
Function : 73100 - Food Service									
39900	Other Contracted Services	3,000.00	3,000.00	0.00	3,000.00	0.00	0.00	0.00	100
71000	Food Service Equipment	600.00	600.00	0.00	515.48	0.00	0.00	84.52	86
TOTALS:	Function: 73100 - Food Service	3,600.00	3,600.00	0.00	3,515.48	0.00	0.00	84.52	98
TOTALS:	Project: 8076 - Healthy Hunger Free Kids Act	3,600.00	3,600.00	0.00	3,515.48	0.00	0.00	84.52	98

COLLIERVILLE SCHOOLS

EXPENSES BY FUNCTION

Page: 10 of 11

04/12/2016

11:08:57 AM

Report Code: BAT_GL_TEMPLATE

BATCH QUEUE ID 383333

	BUDGET AMOUNT	ADJUSTED BUDGET	CURRENT ACTIVITY	YTD ACTIVITY	ENCUMBRANCE	REQUISITION	UNENCUMBERED BALANCE	PERCENT ENCMBRD
GRAND TOTAL:	178,382.22	177,291.17	14,283.76	91,321.72	2,651.54	8,582.00	74,735.91	58

C.I.P.

COLLIERVILLE SCHOOLS

REVENUE BY FUNC

BATCH QUEUE ID 383329

FOR MARCH, 2016

PROJECT : 6115 - COLLIERVILLE HIGH - NEW SCHOOL

Page: 1 of 4

04/12/2016

10:52:58 AM

Report Code: BAT_GL_TEMPLATE

FUNCTION	DESCRIPTION	BUDGET AMOUNT	ADJUSTED BUDGET	CURRENT ACTIVITY	YTD ACTIVITY	ENCUMBRANCE	REQUISITION	UNENCUMBERED BALANCE	PERCENT ENCMBRD
49100	Bond Proceeds	8,192,740.50	8,876,232.84	695,817.92	5,987,438.71	0.00	0.00	2,888,794.13	67
TOTALS:	Project: 6115 - Collierville High - New School	8,192,740.50	8,876,232.84	695,817.92	5,987,438.71	0.00	0.00	2,888,794.13	67

COLLIERVILLE SCHOOLS

REVENUE BY FUNC

BATCH QUEUE ID 383329

FOR MARCH, 2016

PROJECT : 6510 - COLLIERVILLE HIGH RE-ROOFING

Page: 2 of 4

04/12/2016

10:52:58 AM

Report Code: BAT_GL_TEMPLATE

FUNCTION	DESCRIPTION	BUDGET AMOUNT	ADJUSTED BUDGET	CURRENT ACTIVITY	YTD ACTIVITY	ENCUMBRANCE	REQUISITION	UNENCUMBERED BALANCE	PERCENT ENCMBRD
49100	Bond Proceeds	303,468.98	303,468.98	26,782.08	296,283.98	0.00	0.00	7,185.00	98
TOTALS:	Project: 6510 - Collierville High Re-Roofing	303,468.98	303,468.98	26,782.08	296,283.98	0.00	0.00	7,185.00	98

COLLIERVILLE SCHOOLS

REVENUE BY FUNC

BATCH QUEUE ID 383329

Page: 3 of 4

04/12/2016

10:52:58 AM

Report Code: BAT_GL_TEMPLATE

	BUDGET AMOUNT	ADJUSTED BUDGET	CURRENT ACTIVITY	YTD ACTIVITY	ENCUMBRANCE	REQUISITION	UNENCUMBERED BALANCE	PERCENT ENCMBRD
GRAND TOTAL:	8,496,209.48	9,179,701.82	722,600.00	6,283,722.69	0.00	0.00	2,895,979.13	68

COLLIERVILLE SCHOOLS

EXPENSES BY FUNCTION

Page: 1 of 4

04/12/2016

11:07:36 AM

Report Code: BAT_GL_TEMPLATE

BATCH QUEUE ID 383332

FOR MARCH, 2016

PROJECT : 6115 - COLLIERVILLE HIGH - NEW SCHOOL

OBJECT	DESCRIPTION	BUDGET AMOUNT	ADJUSTED BUDGET	CURRENT ACTIVITY	YTD ACTIVITY	ENCUMBRANCE	REQUISITION	UNENCUMBERED BALANCE	PERCENT ENCMBRD
Function : 91300 - Education Capital Projects									
30400	Architects	4,163,642.50	4,496,625.00	553,978.77	1,872,178.09	0.00	0.00	2,624,446.91	42
32100	Engineering Services	51,135.00	84,735.00	65.00	82,449.93	0.00	0.00	2,285.07	97
33100	Legal Services	18,988.00	116,255.84	32,432.33	116,253.29	0.00	0.00	2.55	100
39900	Other Contracted Services	0.00	134,982.00	0.00	73,041.00	0.00	0.00	61,941.00	54
71500	Land	3,958,975.00	4,037,635.00	0.00	4,037,635.00	0.00	0.00	0.00	100
79900	Other Capital Outlay	6,000.00	6,000.00	0.00	6,000.00	0.00	0.00	0.00	100
TOTALS:	Function: 91300 - Education Capital Projects	8,198,740.50	8,876,232.84	586,476.10	6,187,557.31	0.00	0.00	2,688,675.53	70
TOTALS:	Project: 6115 - Collierville High - New School	8,198,740.50	8,876,232.84	586,476.10	6,187,557.31	0.00	0.00	2,688,675.53	70

COLLIERVILLE SCHOOLS

EXPENSES BY FUNCTION

Page: 2 of 4

04/12/2016

11:07:36 AM

Report Code: BAT_GL_TEMPLATE

BATCH QUEUE ID 383332

FOR MARCH, 2016

PROJECT : 6510 - COLLIERVILLE HIGH RE-ROOFING

OBJECT	DESCRIPTION	BUDGET AMOUNT	ADJUSTED BUDGET	CURRENT ACTIVITY	YTD ACTIVITY	ENCUMBRANCE	REQUISITION	UNENCUMBERED BALANCE	PERCENT ENCMBRD
Function : 91300 - Education Capital Projects									
30400	Architects	26,782.08	26,782.08	0.00	26,782.08	0.00	0.00	0.00	100
70700	Building Improvements	276,686.90	276,686.90	0.00	269,501.90	0.00	0.00	7,185.00	97
TOTALS:	Function: 91300 - Education Capital Projects	303,468.98	303,468.98	0.00	296,283.98	0.00	0.00	7,185.00	98
TOTALS:	Project: 6510 - Collierville High Re-Roofing	303,468.98	303,468.98	0.00	296,283.98	0.00	0.00	7,185.00	98

COLLIERVILLE SCHOOLS

EXPENSES BY FUNCTION

Page: 3 of 4

04/12/2016

11:07:36 AM

Report Code: BAT_GL_TEMPLATE

BATCH QUEUE ID 383332

	BUDGET AMOUNT	ADJUSTED BUDGET	CURRENT ACTIVITY	YTD ACTIVITY	ENCUMBRANCE	REQUISITION	UNENCUMBERED BALANCE	PERCENT ENCMBRD
GRAND TOTAL:	8,502,209.48	9,179,701.82	586,476.10	6,483,841.29	0.00	0.00	2,695,860.53	71

Collierville Schools Board of Education

Monitoring: Review: Annually, in April	Descriptor Term: Employee Whistleblower Protection	Descriptor Code: 5.612	Issued Date: Click here to enter a date.
		Rescinds:	Issued:

1 The purpose of this policy is to reduce waste or mismanagement of public education funds and to reduce abuses
 2 in governmental authority and to prevent illegal and unethical practices. Employees who report improper
 3 governmental activity by persons employed or acting on behalf of the Collierville Schools District are protected
 4 against retaliation, interference, intimidation, threats or similar acts. For purposes of this policy, “improper
 5 governmental activity” means persons knowingly or willfully making or causing to be made any false or inaccurate
 6 computation of statistical data, reports, or information related to the operation of the Collierville Schools.

7
 8 Any employee of Collierville Schools making any disclosure pertaining to improper governmental activity shall
 9 not be subject to disciplinary measures, discrimination, or harassment by any public official.

10
 11 No person or persons required by state law or rules or regulations promulgated to collect, manage, review and
 12 maintain accurate records pertaining to the operation of the LEA shall knowingly or willfully make, or cause to
 13 be made any false statement in any detail of statistical or financial data, reports or other information requested or
 14 required by a state official, employee, agency, department, board, commission or other body in the executive
 15 branch of state government. Any employee of the Collierville Schools District who has knowledge of improper
 16 governmental activity as defined in this policy and reports or discloses such activity of falsification, waste or
 17 mismanagement to the Department of Education, the Superintendent, or his staff shall not be subject to disciplinary
 18 measures, discrimination, or harassment in any way by any public official.

19
 20 “Disciplinary action” means any direct or indirect form of discipline or penalty, including but not limited to,
 21 dismissal, demotion, transfer, reassignment, suspension, reprimand, admonishment, reduction in force,
 22 withholding of work, unsatisfactory or below standard of performance evaluation, or the threat of such discipline
 23 or penalty.

24
 25 “Disclosure of information” means the written provision of evidence to any person, the Department of Education,
 26 or testimony before any committee of the General Assembly, regarding any action, policy, regulation, practice or
 27 procedure, including but not limited to, the waste of public education funds, mismanagement, falsification of state
 28 required reports, and accurate computation of statistical data or reports or abuse of authority by locally employed,
 29 elected or appointed officials or employees of the Collierville Schools District.

30
 31 Any person reporting improper governmental activity under this policy shall have a civil cause of action against
 32 any person or employer who causes a disciplinary action or threat of disciplinary action against the reporting
 33 person.

34
 35 _____
 36 Legal References

37
 38 T.C.A. §49-50-1401, *et.seq.*

Collierville Schools Board of Education

Monitoring: Review: Annually, in April	Descriptor Term: <h2 style="text-align: center;">Attendance of Non-Resident Students</h2>	Descriptor Code: 6.204	Issued Date: Click here to enter a date.
		Rescinds: 6.204	Issued: 03/04/14

- 1 **A. General Transfer Provisions.** Students residing outside the boundaries of the Collierville
 2 Municipal School (hereinafter “Collierville Schools” or the “District”) system may attend schools within the
 3 system under the following conditions:
- 4 1. Non-resident student applications must be approved by the Superintendent.¹
- 5 2. Non-resident students must provide transportation to and from school. There shall be no obligation for
 6 Collierville Schools to provide transportation to non-resident students.²
- 7 3. Non-resident students must apply during Collierville Schools’ open enrollment period in the spring of each
 8 year. ~~The District shall communicate the application period to the public annually, and applications received~~
 9 ~~after this period will be considered on a case-by-case basis. Applications made less than two (2) weeks prior~~
 10 ~~to the beginning of the school year or during the school year require approval of the sending district.~~³
- 11 4. Non-resident students must apply in accordance with applicable state law and Collierville Board of Education
 12 policy.³
- 13 **B. Tuition.**
- 14 1. Non-resident students residing in Shelby County shall not pay tuition to attend Collierville Schools.
- 15 2. Non-resident, out-of-county applications shall be considered on a case-by-case basis, and such out-of-county
 16 students must pay tuition at a rate established annually by the Board, which may not exceed per student, per
 17 annum, an amount equal to the amount of funds actually raised and used for school purposes by Collierville
 18 Schools, divided by the number of students in average daily attendance in Collierville Schools during the
 19 preceding school year.⁴ Any per student tuition payment shall be reduced by any amount of funds transferred
 20 by the transferring pupil’s county of residence under state law.
- 21 3. Out-of-state, non-resident applications shall **not** be considered. ~~on a case-by-case basis,⁶ and such out-of-state~~
 22 ~~students must pay tuition at the same rate as the average cost per student (state and local funds) in the system~~
 23 ~~attended.~~⁷
- 24 4. Students who become residents of the District shall be refunded any unused portion of tuition on a pro-rate
 25 basis. When payment is not made on all or any part of the required tuition for a previous year, the student(s)
 26 shall be excluded from future attendance until all prior and current tuition is paid.
- 27
- 28 **C. Priorities.** Non-Residents students will be considered for attendance in Collierville Schools based on the
 29 following priorities:
- 30
- 31 Priority 1. Non-resident students who are children of full-time employees of Collierville Schools.⁵

1
2 Priority 2. Non-resident students currently enrolled in one of the eight (8) Collierville Schools.

3
4 Priority 3. Non-resident students whose siblings are currently enrolled in one of the eight (8)
5 Collierville schools.

6
7 ~~Priority 4. Non-resident students who are children of full-time employees of the Town of~~
8 ~~Collierville.~~

9
10 ~~Priority 5. In years when re-zoning anywhere in Shelby County is to become effective, those non-~~
11 ~~resident students residing in an area that is closed to the Collierville school they wish to~~
12 ~~attend than to the school to which they have been rezoned.~~

13
14 Priority 4. Non-resident students residing within Shelby County.

15
16 Priority 5. Non-resident students residing outside Shelby County but within the State of Tennessee.

17
18 **D. Criteria.** The feasibility of approving non-resident applications for admission shall consider, but not be
19 limited to educational capacity, staffing, and general program offerings. Failure to provide and maintain a
20 satisfactory academic, discipline, and attendance record may result in the denial of a non-resident application
21 for admission.

22
23 **E. Re-Enrollment.** Acceptance for a given year does not guarantee continued acceptance in subsequent
24 years, and applications must be filed annually. The Board shall establish a deadline by which it will provide
25 notice of eligibility for re-enrollment to non-resident students and shall communicate that date to the public
26 annually. Notwithstanding the transfer priorities stated above, a non-resident transfer students' failure to
27 maintain a satisfactory academic, discipline, and attendance record with Collierville Schools may result in the
28 denial of a non-resident application for a re-enrollment.⁶

29
30
31 Legal References:

- 32 1. TCA 49-6-3104; TCA 49-6-3105; TRR/MS 0520-1-2-.03(11)(f-i)
- 33 2. TCA 49-6-3104
- 34 ~~3. TCA 49-6-3104; 49-6-3105~~
- 35 3. TCA 49-6-3102 (e)
- 36 4. TCA 49-6-3003 (a)
- 37 5. TCA 49-6-3108
- 38 ~~6. TCA 49-6-403 (f)~~
- 39 ~~7. TCA 49-6-3113~~
- 40 6. TCA 49-6-3105

Collierville Schools Board of Education

Monitoring: Review: Annually in April	Descriptor Term: <h2 style="text-align: center;">Transfers Within the System</h2>	Descriptor Code: 6.206	Issued Date: Click here to enter a date.
		Rescinds: 6.206	Issued: 03/04/14

1 A parent/guardian may request that his/her child attend a school within the system other than the one to
 2 which the child is zoned.** Resident students must apply during Collierville Schools’ open enrollment
 3 period in the spring of each year. The superintendent or his/her designee shall review such requests and,
 4 if adequate space is available, grant such transfers unless a transfer would be adverse to the best interests
 5 of the child or the school system. If granted, the student must provide his/her own transportation to and
 6 from the school.¹

7 Except within the first ten (10) days of a school year where a parent/guardian may appeal the assignment
 8 of a student to Collierville Schools,² after a student has enrolled in one (1) school within the system,
 9 he/she shall not be permitted to transfer to another unless there is a change in residence of the student’s
 10 parents or guardian outside the area in which the student enrolled. Any exception to this policy must be
 11 brought before the superintendent for evaluation and decision.

12 ~~Students whose families transfer their residence to another school within Collierville Schools after the~~
 13 ~~first month of school may complete the school year at their former school. Students who present evidence~~
 14 ~~that they will move during the school year and who desire to enroll in a new school in the new area may~~
 15 ~~do so with prior written request for a change of school area. The superintendent or his/her designee may~~
 16 ~~grant other exceptions to this policy for good and sufficient reasons.~~

17 Principals shall allow credit for work transferred from other schools only when substantiated by official
 18 transcripts or successful completion of comprehensive written examinations approved, administered and
 19 graded by the principal or his/her designated representative.³

20 **Eligible Circumstance Request for Transfer:**

21 A request for transfer may be made at any time throughout the school year for only the following eligible
 22 circumstances: death of parent/guardian/custodian, divorce of parent/guardian/custodian, change of
 23 residence within the Collierville Schools zone, Collierville Schools employee, and/or victim of a violent
 24 crime on campus.

Legal References

1. TCA 49-2-128
 2. TCA 49-6-3201
 3. TRR/MS 0520-1-3-.03 (11)(a-e)
- **Not effective in event of federally-mandated desegregation order.

Cross References

Student Assignments 6.205

Collierville Schools Board of Education

Monitoring: Review: Annually, in April	Descriptor Term: Medicines	Descriptor Code: 6.405	Issued Date: 05/13/14
		Rescinds:	Issued:

1 If under exceptional circumstances a child is required to take non-prescription or prescription medication
2 during school hours and the parent cannot be at school to administer the medication, only the **principal**
3 **school nurse** or the principal's designee will assist in self-administration of the medication if the student
4 is competent to self-administer medicine with assistance in compliance with the following regulations:

5 Written **instructions** physician's order **signed by the parent** will be required and will include:

- 6 1. Child's name;
- 7 2. Name of medication **and reason for administration**;
- 8 3. Name of physician;
- 9 4. Time to be self-administered;
- 10 5. Dosage and directions for self-administration (non-prescription medicines must have label
11 direction);
- 12 6. Possible side effects, if known; and
- 13 7. Termination date for self-administration of the medication.
- 14 8. **Signature of physician and parent.**

15 *Students may not possess, store or transport any medication.* The medication must be delivered to the
16 **principal's main** office in person by the parent or guardian of the student unless the *physician advises*
17 *that* the medication must be retained by the student for immediate self-administration **to treat a life**
18 **threatening condition.** (i.e. students with asthma)

19 The **administrator nurse**/designee will:

- 20 1. Inform appropriate school personnel of the medication to be self-administered;
- 21 2. Keep **written instructions from parent physician's order for medication** in student's record;
- 22 3. Keep an accurate record of the self-administration of the medication;
- 23 4. Keep all medication in a locked cabinet except medication retained by a student per physician's
24 order;
- 25 5. Return unused prescription to the parent or guardian only; and
- 26 6. Ensure that all guidelines developed by the Department of Health and the Department of
27 Education are followed.

28 The parent or guardian is responsible for informing the designated official of any change in the student's
29 health or change in medication.

30 A copy of this policy shall be provided to a parent or guardian upon receipt of a request for long-term
31 administration of medication.

32

1 **BLOOD GLUCOSE SELF-CHECKS**

2 Upon written request of a parent or guardian, and if included in the student's medical management plan
3 and in the IHP, a student with diabetes shall be permitted to perform a blood glucose check or administer
4 insulin using any necessary diabetes monitoring and treatment supplies, including sharps. The student
5 shall be permitted to perform the testing in any area of the school or school grounds at any time
6 necessary, [in keeping with the guidelines set forth by the Tennessee Occupational Safety and Health](#)
7 [Administration \(TOSHA\)](#).

8 Sharps shall be stored in a secure, but accessible location, including the student's person, until use of
9 such sharps is appropriate.

10 Use and disposal of sharps shall be in compliance with the guidelines set forth by the Tennessee Oc-
11 cupational Safety and Health Administration (TOSHA).²

Legal References

1. TCA 49-5-415
2. TCA 49-5-415(d)(7), Public Acts 2006,
Chapter No. 54

Cross References

~~Student Health Services 6.401~~
[Drug Free Schools 6.307](#)
[Zero Tolerances Offenses 6.309](#)

5 Year Capital Improvement Plan Update

Pending Board Approval May 10, 2016



Collierville Schools Board of Education

Wanda Chism

Wright Cox

Mark Hansen, Chairman

Cathy Messerly

Kevin Vaughan


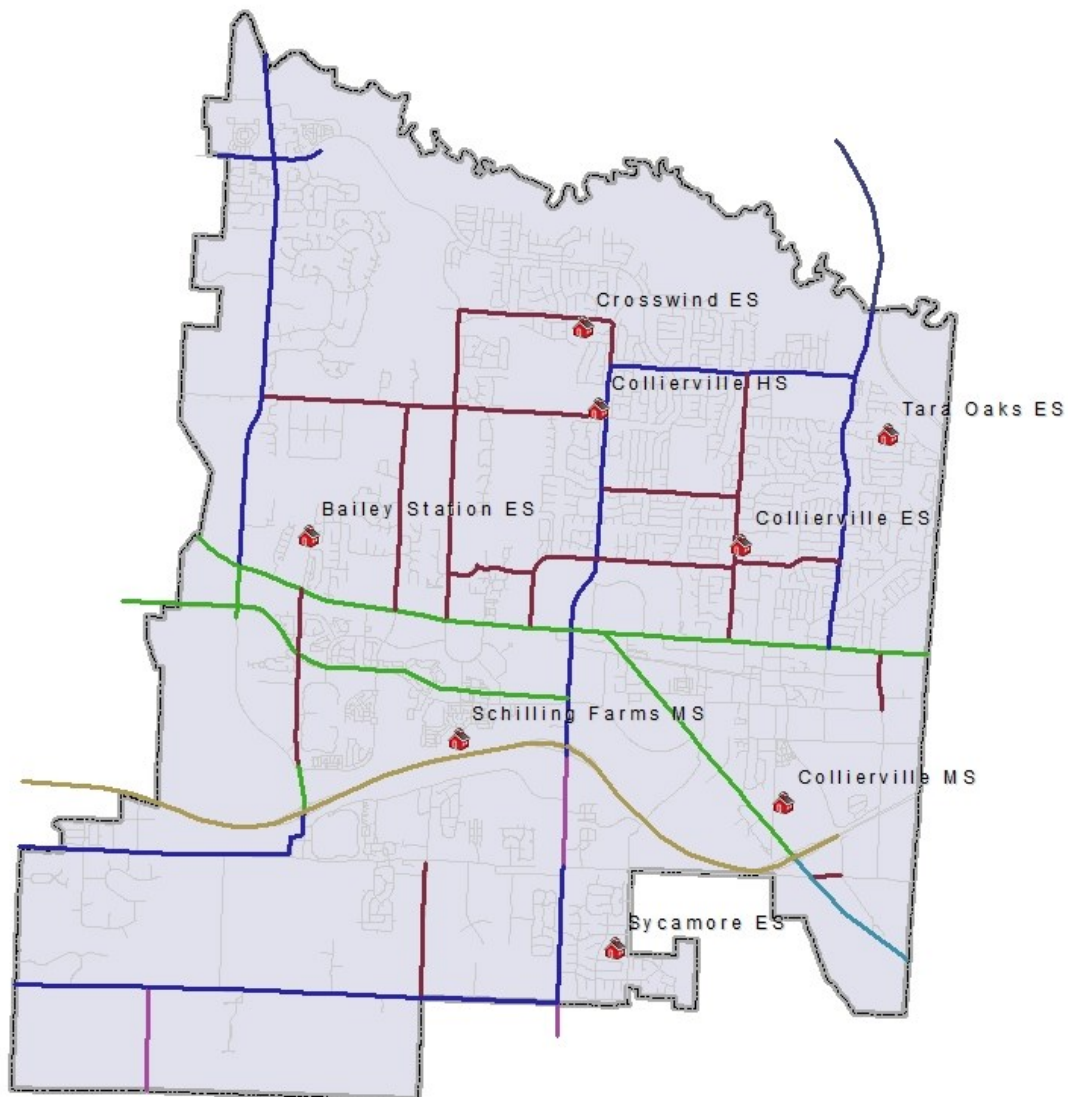
Superintendent

John S. Aitken



The annual update to the Five-Year Capital Improvement Plan provides a continuous process for managing the changing needs of the school community. The current update achieves the following:

- Summarizes capital projects completed to date
- Re-prioritizes existing capital projects
- Prioritizes new capital projects



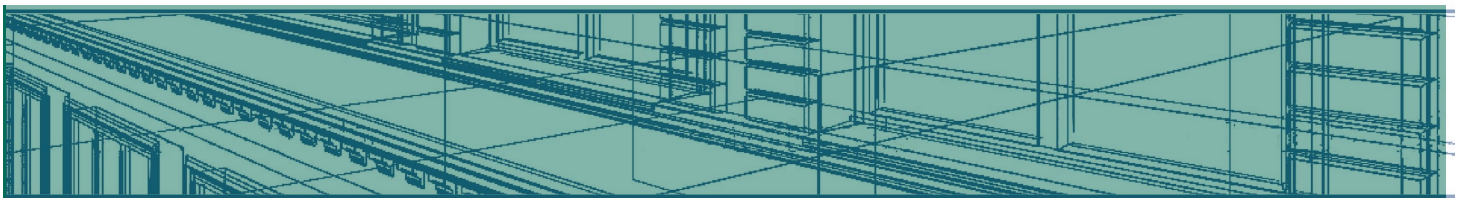
COMPLETED PROJECTS

2014-15 Completed Projects				
School	Project #	Project	Funding Source	Actual Cost
CHS	6510	Roof Replacement	Shelby County Government	\$ 898,073.00
	6210	Track Replacement	Town of Collierville	\$ 240,553.84
	0000	Feasibility Study	Capital Outlay General Fund	\$ 21,500.00
SFMS	0000	Interior and Exterior Painting	Capital Outlay General Fund	\$ 48,000.00
CXES	0000	Floor Tiles Replaced	Capital Outlay General Fund	\$ 27,000.00
TOES	0000	Fire Alarm Replacement	Capital Outlay General Fund	\$ 12,703.00
CO	0000	Electrical Repair	Capital Outlay General Fund	\$ 9,950.00
	0000	Office Furniture Purchase	Capital Outlay General Fund	\$ 144,627.65
TOTAL EXPENDITURES				\$ 1,402,407.49

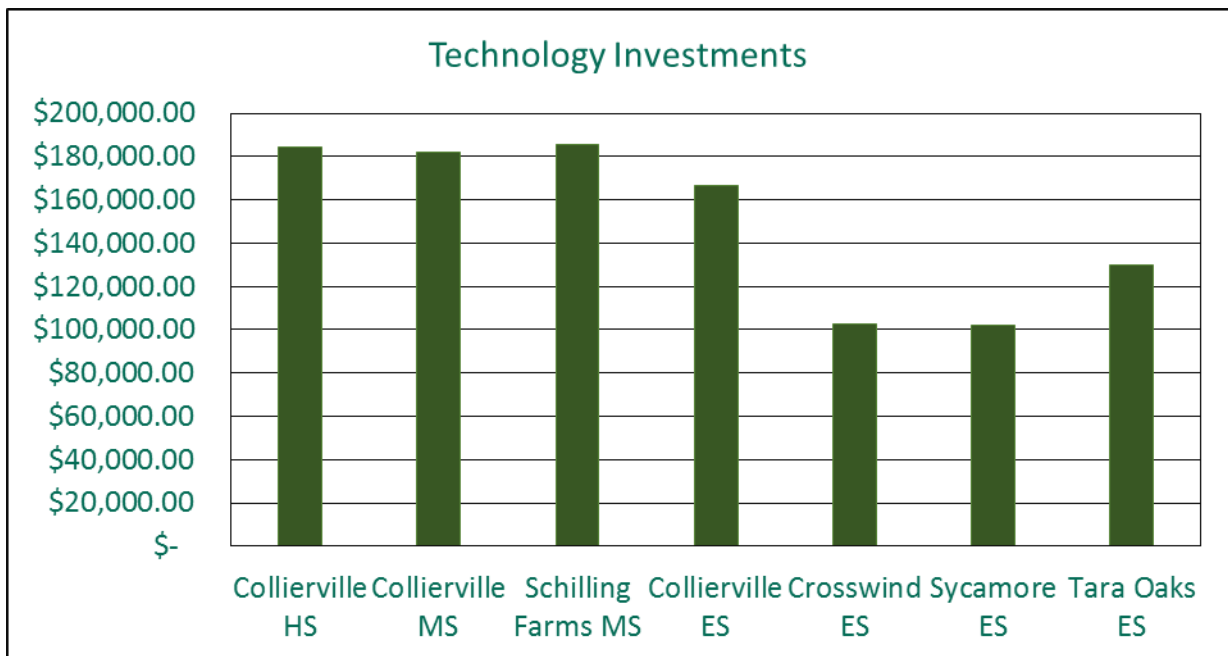
2015-16 Completed Projects				
School	Project #	Project	Funding Source	Actual Cost
CHS	6115	New High School Land Acquisition, Architect, Engineering & Construction Management Fees	Town of Collierville	\$ 5,586,471.70
	0000	Water Heater Replacement	Capital Outlay General Fund	\$ 26,873.00
	0000	Re-strip Parking Lot	Capital Outlay General Fund	\$ 5,250.00
	0000	CTE Lab Re-wiring	Technology & CTE Funds	\$ 5,287.00
BSES	0000	Library Carpet Replacement	Capital Outlay General Fund	\$ 16,470.00
SYES	0000	Playground Replacement	Capital Outlay General Fund	\$ 36,081.00
	0000	Asphalt Repair	Capital Outlay General Fund	\$ 5,500.00
Bus Lot	0000	Asphalt Repair	Capital Outlay General Fund	\$ 17,935.00
TOTAL EXPENDITURES				\$ 5,707,727.70

School Abbreviations

- CHS - Collierville High
- CMS - Collierville Middle
- SFMS - Schilling Farms Middle
- BSES - Bailey Station Elementary
- CES - Collierville Elementary
- CXES - Crosswind Elementary
- SYES - Sycamore Elementary




The district made several investments to enhance academic programs during the 2015-16 school year. Investment in technology totaled \$1,330,369.41 to improve student achievement and teacher instruction.



Science Technology Engineering Math

The STEM Scholars Program was established with incoming 6th grade students for the 2015-16 school year. An identified group of 24 students at each middle school is participating in a three-year program to include a STEM course of study across all academic disciplines. Each year a new STEM Scholars Program will begin as students enter the 6th grade. Additional scholars programs will be developed to address the fine arts programs.



Collierville High School New Construction

Construction on the new Collierville High School campus will begin summer 2016. The new building will comprise 450,000 square feet and will be located at East Shelby Drive and Sycamore Road on 158 acres .

Building Program:

- General Education Classrooms
- Special Function Classrooms (SPED)
- Library
- Computer Labs
- Science Labs
- Varsity Gym
- Physical Education Gyms
- Auditorium
- Fine Arts
- Cafeteria and Kitchen
- Administrative Offices
- STEM Program
- CTE Program

Campus Features:


- Main Building
- Field House (turf room)
- Concession Stands
- Locker Rooms
- Football & Track Stadium
- Baseball Fields
- Practice Fields (Football, Band, Soccer, LaCrosse)
- Tennis Courts



FACILITY CONDITIONS

The facility condition index has been updated to reflect completed repairs and renovations during the 2014-15 and 2015-16 school years, as well as any recent deficiencies and other necessary capital improvements.

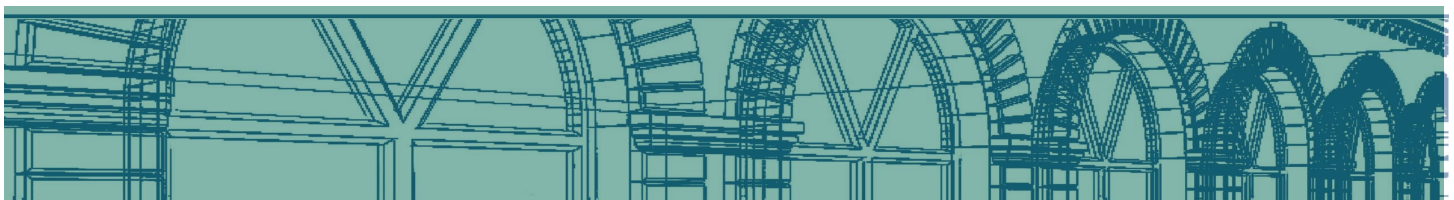
School	Age	Renovations/Additions	Square Feet	FCI	Deferred Maintenance
Collierville HS	41	1995	281,172	8.1%	\$ 3,361,696.00
Collierville MS	4	NA	114,855	0.9%	\$ 128,579.25
Schilling Farms MS	17	NA	97,250	18.1%	\$ 2,232,617.25
Bailey Station ES	11	NA	113,691	3.8%	\$ 565,505.00
Collierville ES	48	1972, 2005	114,081	18.6%	\$ 2,739,932.00
Crosswind ES	23	NA	90,629	9.7%	\$ 1,180,536.00
Sycamore ES	16	NA	127,627	2.8%	\$ 473,644.00
Tara Oaks ES	21	2000	109,405	11.7%	\$ 1,680,236.00



Board Approved Five-Year CIP Estimated Budget

SCHOOL	PROJECT	EXPENDITURES				
		FY15	FY16	FY17	FY18	FY19
CHS	Roof Repair/Replacement	\$1,000,000				
	Asphalt Repairs-Parking Lots	\$250,000	\$200,000			
	Architecture & Engineering Feasibility Study	\$150,000				
	Track Surface Replacement	\$250,000				
	Network Infrastructure Upgrade	\$175,000				
	Exterior and Interior Painting			\$250,000		
	HVAC Replacement			\$500,000		
CMS	Network Infrastructure Upgrade				\$145,000	
SFMS	HVAC Replacement		\$300,000			
	Network Infrastructure Upgrade		\$120,000			
	Roof Repair/Replacement			\$1,000,000		
	Asphalt Repair/Overlay			\$200,000		
BSES	Exterior and Interior Painting			\$100,000		
	Fire Alarm Upgrade				\$120,000	
	HVAC Replacement				\$275,000	
	Roof Repair/Replacement					\$1,200,000
	Network Infrastructure Upgrade					\$120,000
	Asphalt Repair/Overlay					\$200,000
CES	Replace Chiller, Boiler & Cooling Tower with RTUs	\$100,000				
	Exterior and Interior Painting			\$100,000		
	Network Infrastructure Upgrade				\$120,000	
	Asphalt Repair/Overlay					\$200,000
CXES	HVAC Replacement	\$300,000				
	Replace Vinyl Tiles in Gymnasium	\$70,000				
	Fire Alarm Upgrade		\$100,000			
	Asphalt Work		\$250,000			
	Network Infrastructure Upgrade			\$85,000		
	Exterior and Interior Painting				\$120,000	
SES	Repair/Replace Playground Surface & Equipment	\$70,000				
	Asphalt Repair/Overlay		\$150,000			
	Roof Repair/Replacement				\$1,200,000	
	Network Infrastructure Upgrade				\$135,000	
	HVAC Replacement					\$325,000
TOES	Generator & Switch Gear Replacement	\$125,000				
	Roof Repair/Replacement		\$1,000,000			
	Network Infrastructure Upgrade		\$103,000			
	HVAC Replacement				\$250,000	
	Exterior and Interior Painting					\$120,000
	Asphalt Repair/Overlay					\$200,000
TOTAL EXPENDITURES		\$2,490,000	\$2,223,000	\$2,235,000	\$2,365,000	\$2,365,000

Estimated budgets are stated in 2015 dollars and are subject to inflation.



Updated Five-Year CIP Estimated Expense Budget

SCHOOL	PROJECT	EXPENDITURES				
		FY 16	FY 17	FY 18	FY 19	FY 20
CHS	Network Infrastructure Upgrade	\$175,000				
	Asphalt Repair	\$200,000				
	HVAC Replacement		\$500,000			
	Exterior and Interior Painting		\$250,000			
	Land Acquisition & New School Construction	\$8,802,635	\$84,682,365			
	Roof Repair/Replacement (Original Structure, Kitchen & Cafeteria)					\$500,000
CMS	Network Infrastructure Upgrade			\$145,000		
	Exterior and Interior Painting					\$120,000
SFMS	HVAC Replacement	\$300,000				
	Network Infrastructure Upgrade	\$120,000				
	Roof Repair/Replacement		\$1,000,000			
	Asphalt Repair/Overlay		\$200,000			
BSES	Exterior and Interior Painting		\$100,000			
	Fire Alarm Upgrade			\$120,000		
	HVAC Replacement			\$275,000		
	Roof Repair/Replacement				\$1,200,000	
	Network Infrastructure Upgrade				\$120,000	
	Asphalt Repair/Overlay				\$200,000	
CES	Replace Chiller, Boiler & Cooling Tower with RTUs	\$750,000				
	Exterior and Interior Painting		\$100,000			
	Network Infrastructure Upgrade			\$120,000		
	Asphalt Repair/Overlay				\$200,000	
	HVAC Replacement					\$250,000
	Roof Repair/Replacement					\$1,000,000
CXES	HVAC Replacement	\$300,000				
	Fire Alarm Upgrade	\$100,000				
	Asphalt Work	\$250,000				
	Network Infrastructure Upgrade		\$85,000			
	Exterior and Interior Painting			\$120,000		
SES	Asphalt Repair/Overlay	\$150,000				
	Roof Repair/Replacement			\$1,200,000		
	Network Infrastructure Upgrade			\$135,000		
	HVAC Replacement				\$325,000	
	Exterior and Interior Painting					\$120,000
TOES	Generator & Switch Gear Replacement	\$125,000				
	Roof Repair/Replacement	\$1,000,000				
	Network Infrastructure Upgrade	\$103,000				
	HVAC Replacement			\$250,000		
	Exterior and Interior Painting				\$120,000	
	Asphalt Repair/Overlay				\$200,000	
Bus Lot	Fuel Pumps, Tanks & Controls Upgrade					\$200,000
	Asphalt Repair/Overlay					\$150,000
TOTAL EXPENDITURES		\$3,573,000	\$2,235,000	\$2,365,000	\$2,365,000	\$2,340,000

Item #1

Project: Collierville High HVAC Replacement

Necessity: Routine Repair and Maintenance

CIP Goal: Operate and maintain school facilities in a manner that is cost efficient and cost effective

Est. Costs: \$500,000

Item #2

Project: Collierville High Exterior and Interior Painting

Necessity: Routine Repair and Maintenance

CIP Goals: Operate and maintain school facilities in a manner that is cost efficient and cost effective

Est. Costs: \$250,000

Item #3

Project: Collierville High Land Acquisition and Site Construction

Necessity: New Construction

CIP Goals: Provide safe, secure and sufficient school facilities to support the educational and instructional space needs of students and teacher

Maximize the efficient use of school facilities and provide building capacity to accommodate current and future enrollment throughout the district

Est. Cost: \$93,485,000

Item #4

Project: Schilling Farms Middle Roof Repair/Replacement

Necessity: Routine Repair and Maintenance

CIP Goals: Operate and maintain school facilities in a manner that is cost efficient and cost effective

Est. Cost: \$1,000,000


Item #5

Project: Schilling Farms Middle Asphalt Repair/Overlay

Necessity: Routine Repair and Maintenance

CIP Goals: Operate and maintain school facilities in a manner that is cost efficient and cost effective

Est. Cost: \$200,000



Item #6

Project: Bailey Station Exterior and Interior Painting

Necessity: Routine Repair and Maintenance

CIP Goals: Operate and maintain school facilities in a manner that is cost efficient and cost effective

Est. Cost: \$100,000

Item #7

Project: Collierville Elementary Exterior and Interior Painting

Necessity: Routine Repair and Maintenance

CIP Goals: Operate and maintain school facilities in a manner that is cost efficient and cost effective

Est. Cost: \$100,000


Item #8

Project: Crosswind Elementary Network Infrastructure Upgrade

Necessity: Routine Repair and Maintenance

CIP Goals: Utilize school facilities to meet the diverse educational paths of all students and to achieve consistency among program offerings across the district

Est. Cost: \$85,000





Operations Division
146 College Street
Collierville, Tennessee 38017
Phone (901) 286-6700
www.colliervilleschools.org



March 9, 2016

NOTICE TO BIDDERS

BID #FY160034

Purchasing Shared Services will receive bids for **Asphalt Mill and Overlay at Crosswind Elementary, 831 Shelton Road, Collierville, Tennessee 38017**. General Terms and Conditions, Specifications, Scope of Work, and Drawing (not to scale) are contained in this bid. There will be a public opening of this bid not later than **11:00 A.M., Central Time, Monday, March 28, 2016, Purchasing Shared Services, Bartlett City Schools, Administration Offices, 5650 Woodlawn, Bartlett, Tennessee 38134**.

There will be a pre-bid meeting (attendance strongly encouraged) beginning no later than 10:00 A.M., Central Time, Thursday, March 17, 2016. All attendees will meet in front of Crosswind Elementary, 831 Shelton Road, Collierville, Tennessee 38017.

All bids must be received and time stamped in Purchasing Shared Services, Bartlett City Schools Administration Offices, 5650 Woodlawn, Bartlett, Tennessee 38134, prior to stated bid opening date and time. Bids received after the specified date and time will be considered late and will not be opened.

Collierville Schools reserves the right to reject any or all bids, waive defects or informalities in bids and to make awards as deemed to be in its best interest. If awarded, awards will be made to the lowest and or best vendor.

In compliance with this Invitation to Bid, in consideration of the detailed description attached hereto; and subject to all conditions thereof, the undersigned agrees, if this bid be accepted, to furnish any or all of the items upon which prices have been quoted in accordance with the specifications applying at the price set opposite each item. The undersigned further agrees, if awarded an order or contract, to indemnify, protect, defend and hold harmless Collierville Schools, its Board Members, agents and employees from all judgments, claims, suits or demands for payment that may be brought against Collierville Schools, its agents and employees arising out of the use of any product or article that is provided pursuant to the bid. Bidder further agrees to indemnify, protect, defend and hold harmless Collierville Schools, its Board Members, agents and employees from all judgments, claims, demands for payment, or suits or actions of every nature and description brought against the aforementioned alleging injuries or damages sustained by any person arising out of or in the course of the bidder performing or failing to perform the service and/or providing or failing to provide the goods related to this bid.

Bidder also certifies that he/she/it does not discriminate against any employee or applicant for employment on the grounds of race, age, color, national origin, religion, sex, disability, genetic information, or any other classification protected by federal, Tennessee state constitutional, or statutory law; and does not and will not maintain or provide his/her/its employees any segregated facilities at any of his/her/its establishments.

The Municipal School Districts offer educational and employment opportunities without regard to race, age, color, national origin, religion, sex, disability or genetic information.

<p>_____</p> <p>COMPANY NAME</p> <p>_____</p> <p>ADDRESS</p> <p>_____</p> <p>CITY STATE ZIP</p> <p>Name and signature below certifies that you understand and agree to all information contained in this Bid.</p> <p>_____</p> <p>AUTHORIZED REPRESENTATIVE (Print)</p>	<p>TERMS: _____ DELIVERY: Days A.R.O. _____</p> <p>_____</p> <p>PHONE FAX</p> <p>_____</p> <p>E-MAIL ADDRESS</p> <p>_____</p> <p>SIGNATURE DATE</p>
--	--

GENERAL TERMS AND CONDITIONS:

- A. All pricing must be completed on bid sheet provided. Bid pricing quoted shall be Collierville Schools' final actual cost and shall include all materials, labor, equipment and/or any other activities required for the competition of the project.
- B. The General Terms and Conditions, Specifications, Scope of Work, and Drawing (not to scale), in no way favor one (1) vendor over another. Bidders shall abide by and comply with the true intent of the specifications and not take advantage of any unintentional error or omission of Collierville Schools.
- C. **This is a turnkey project. Installation must begin no later than June 13, 2016 and must be completed no later than July 1, 2016. Installation must be coordinated with Thomas Dougherty, Operations Specialist, 901.286.6377. All installation shall be made according to Collierville Schools' plans, details, and specifications.**
- D. **Bidder must state completion time after receipt of order (Days A.R.O.). Completion date quoted is critical and shall be considered in the evaluation and award of this bid.**
- E. All bids must meet or exceed the enclosed specifications. All items supplied by the successful bidder shall be as specified. Items delivered not meeting these requirements shall be subject to return and replaced at no additional cost to Collierville Schools. Any exceptions to the specifications must be clearly noted and documented.
- F. Collierville Schools reserves the right to assess liquidated damages in the amount of \$250.00 per day (after required completion date) until the project is completed and accepted by Collierville Schools.
- G. Successful bidder will be required to obtain approvals and all permits prior to start of work on any project. The successful bidder shall use materials and applications approved and specified by federal, state, and municipal authorities and ASTM. The successful bidder shall take all reasonable actions to protect private and public areas, as well as the public.
- H. Successful bidder must furnish all permits, labor, materials, tools and equipment necessary to complete this project as per the General Terms and Conditions, Specifications, and Drawing (not to scale) of this bid.
- I. Bidder's recommendations must be in compliance with all local, state and federal codes, ordinances, regulations and laws. The successful bidder shall perform its obligations hereunder in compliance with any and all applicable federal, state, and local laws; rules, and regulations, including applicable licensing requirements, according to sound engineering, management and safety practices, and in compliance with any and all reasonable rules of the Collierville Schools relative to the premises. No instructions given in the contract documents shall be construed as an authorization to violate any codes, ordinances, regulations, or laws.
- J. Costs not delineated in the bid response will not be negotiated in the contract.
- K. Bidder must have a minimum of five (5) years' experience. Bidder shall submit a list of three (3) references for projects completed within the last five (5) years. References shall be for projects of similar size. References shall include: company name, address, telephone number, contact name, email address, and date project was completed.
- L. Warranty: One (1) full year labor and material (Manufacturer's Standard) warranty. Warranty shall include all labor, material and equipment required to complete the project. Warranty period shall begin from the date of acceptance by Collierville Schools.
- M. All work should be performed in a neat and workman like manner. Any and all cleanup of debris is the responsibility of the contractor.

GENERAL TERMS AND CONDITIONS: cont'd.

- N. The successful vendor shall be a licensed contractor in the State of Tennessee and shall meet all necessary legal requirements for conducting business with the Collierville Schools.
- O. The successful vendor will be responsible for obtaining any and/all necessary permits in conjunction with the project and shall furnish all labor, materials, tools, and equipment for a complete job.
- P. If at any time Collierville Schools is dissatisfied with the quality of service provided, a written notice of the specific problem(s) will be furnished to the vendor by certified letter. If the problem is not corrected to the satisfaction of Collierville Schools within thirty (30) days of this written notice, this entire contract may be unilaterally terminated by Collierville Schools with no further obligation on the part of Collierville Schools. Contract may also be terminated if three (3) or more such occurrences occur within any twelve (12) month period.
- Q. Collierville Schools reserves the right to award this bid by line item, groups of items or the entire list of items (Lump Sum Total), whichever is deemed to be in the best interest of Collierville Schools. Lump sum totals will be determined by the sum total of the extended unit cost of each item in a lump sum grouping. In all cases, the unit cost multiplied by the quantity bid will determine the extended cost of a line item.
- R. **Any and/all revisions made to this bid prior to due date will be posted on the following website and will be the responsibility of the bidder to check for any and/all revisions, <http://www.bartlettschools.org>, under About US click Bid & RFP Opportunities.**
- S. The General Terms and Conditions, Specifications, Scope of Work, and Drawing (not to scale) listed in this bid constitute the total terms and conditions that will be acceptable. Collierville Schools will not be bound by conditions other than those stated. Bid award will be made to the best responsive bidder meeting the requirements of Collierville Schools.
- T. No bid may be withdrawn for a period of thirty (30) days after the bid opening without written approval of Director of Purchasing Shared Services.
- U. Collierville Schools reserves the right to request any additional information deemed necessary in the evaluation of this bid. Requested information shall be submitted within five (5) business days from date of request.
- V. An agent that can legally bind the bidding vendor must sign Bid Cover Sheet and Hold Harmless Agreement and include both documents with their bid response.
- W. It is understood that the bidder, if awarded an order or contract pursuant to this bid, agrees to protect, defend and save harmless, Collierville Schools from any suits or demands for payment that may be brought against it as a result of the contract.
- X. **All price quotations and related materials must be received in a sealed envelope. Time, date and nature of bid must be clearly marked on face of sealed envelope as well as appropriate Contractor's License information, refer to Paragraph B1. Attach label from last page of this document to the outside of your bid submission.**
- Y. The successful proposer must carry insurance as specified and must be submitted within five (5) business days from date of request.
1. Worker's compensation coverage in accordance with the statutory requirement and limits of the State of Tennessee
 2. Comprehensive General Liability Insurance for bodily injury (including death) and Property Damage Insurance of \$1,000,000.00 per occurrence from a company licensed to write insurance policies in the State of Tennessee

GENERAL TERMS AND CONDITIONS: cont'd.

3. Comprehensive automobile liability insurance covering owned, hired and non-owned vehicles with a minimum of Bodily and Property damage of \$1,000,000.00 each accident, combined single limit from a company licensed to write insurance policies in the State of Tennessee
4. Excess or umbrella insurance of \$1,000,000.00 per occurrence from a company licensed to write insurance policies in the State of Tennessee

Purchasing Shared Services shall be supplied satisfactory proof of coverage of the above required insurance. In addition, the School Districts shall be conspicuously named on the Certificate of Insurance as an additional insured on Auto, GL, and Excess Policies.

- Z. The successful bidder agrees that they will function as an independent contractor and agrees to indemnify and hold harmless Collierville Schools, its Board Members, employees, and agents for any and all claims that may arise out of its duties contracted for pursuant to this bid.
- A1. By agreeing to provide goods or services to any school within the School Districts, you are attesting that you are aware of your obligations under T.C.A. 49-5-413(d) to ensure that all of your employees who have direct contact with students of the School Districts or to children in the School Districts' child care program or who have access to the grounds of any School District when children are present have done the following:

- (1) Supplied a fingerprint sample and submitted to a criminal history records check to be conducted by the Tennessee Bureau of Investigation and the Federal Bureau of Investigation prior to having any contact with the School District's children or entering the grounds of the School District;
- (2) Successfully passed the aforementioned criminal history records check. If the criminal history records check indicates that the employee has been convicted of an offense that, if committed on or after July 1, 2007, is classified as a sexual offense in the T.C.A. 40-39-202(17) or a violent sexual offender in the T.C.A. 40-39-202(25) the employee may not enter the grounds of the School Districts or have direct contact with students of the School Districts or to children in the School Districts child care program.

The proposer also agrees that if one of your employees commits a sexual offense as defined in 40-39-202 or violent sexual offense as defined in 40-39-202 after you have conducted your initial criminal history check on such employee, said employee will notify you of the offense and you will subsequently not permit that employee to have contact with students of the School Districts or to children in a School District's child care program or to enter the grounds of the School Districts.

You also agree and understand that your failure to satisfy all of the requirements of T.C.A. 40-39-202(17) will be deemed to be a material breach of this contract which could subject you to breach of contract damages.

- B1. The Contractors Licensing Act of 1994 of the General Assembly of the State of Tennessee and Amendments thereto, Tennessee Code Annotated (T.C.A.), Title 62, Chapter 6, Section 62-6-119 requires that all contractors must be licensed contractors in the State of Tennessee. Companies responding to this invitation to bid shall provide, in accordance to T.C.A., Title 62, Chapter 6, Section 62-6-119, Paragraph (b), **"...name, license number, expiration date thereof, and license classification of the contractors applying to bid for the prime contract and for the masonry contract where the total cost of the masonry portion of the construction project exceeds one hundred thousand dollars (\$100,000), materials and labor, electrical, plumbing, heating, ventilation, and air conditioning contracts, appear on the outside of the envelope containing the bid or in the submission of an electronic bid except when the bid is in an amount less than twenty-five thousand dollars (\$25,000). Only one (1) contractor in such classification may be**

GENERAL TERMS AND CONDITIONS: cont'd.

listed. Prime contractor bidders who are to perform the masonry portion of the construction project which exceeds one hundred thousand dollars (\$100,000), materials and labor, the electrical, plumbing, heating, ventilation and air conditioning must be so designated upon the outside of the envelope or in the electronic bid. Failure of any bidder to comply therewith shall void such bid and such bid shall not be considered. It is the duty and responsibility of the awarding person or entity who received the envelope containing the bid or the electronic bid to verify only the completeness of the required licensure information. Prior to the opening of the envelope or acceptance of an electronic bid, the names of all contractors listed thereon or therein shall be read aloud at the official bid opening and incorporated into the bid. Prior to awarding a contract, the awarding person or entity and its authorized representatives shall verify the accuracy, correctness and completeness of the information required hereby. The failure of any bidder to comply with all of the provisions hereof shall automatically disqualify such bid. However, bids administered by the Tennessee department of general services shall require that the information be furnished within the bid or bid document only. When the bid is less than twenty-five thousand dollars, (\$25,000), the name of the contractor only may appear on the outside of the envelope containing the bid or in the electronic bid document, and upon opening the envelope or review of the electronic bid, if such bid is in excess of twenty-five thousand (\$25,000), the same shall automatically be disqualified.

- C1. Purchasing Shared Services reserves the right to require a Performance, Materials and Labor Bond from the successful proposer. In such an event the document cost for the Performance, Materials and Labor Bond will be reimbursed to the successful proposer. If a notarized Performance, Materials and Labor Bond is required by the Owner the notarized Performance, Materials and Labor Bond must be from an insurance company licensed in the State of Tennessee for 100% of the contract amount awarded. If required the notarized Performance, Materials and Labor Bond must be provided to:

Mr. Joseph Anderson
Purchasing Shared Services
5650 Woodlawn
Bartlett, Tennessee 38134

State your cost per \$1,000.00 for Performance, Materials and Labor Bond, if required \$_____

- D1. As deemed necessary, Purchasing Shared Services reserves the right to seek competitive pricing for bid items listed during the duration of the awarded contract.
- E1. Successful bidder must supply manufacturer's Safety Data Sheets (SDS) on all products where applicable, prior to payment of any Purchase Order.
- F1. Collierville Schools has the right at its discretion to terminate or renegotiate this Agreement due to occurrence of any event or action beyond Collierville Schools' control.
- G1. NON-APPROPRIATION OF FUNDS: Notwithstanding any other provision of this Contract, funds for this Contract are payable from state, federal and or local appropriations. In the event that no funds or insufficient funds are appropriated and budgeted for monetary obligations which would otherwise be due and owing under the terms of this Contract, this Contract shall become null and void. After such termination of this Contract, the Customer shall have no continuing obligation under the terms of this Contract.
- H1. Any alteration to this bid document by a vendor will deem that vendor's response to this bid as null and void.
- I1. Collierville Schools offer educational and employment opportunities without regard to race, age, color, national origin, religion, sex, disability, genetic information, or any other classification protected by federal, Tennessee state constitutional, or statutory law.

GENERAL TERMS AND CONDITIONS: cont'd.

- J1. Municipal School Districts reserve the right to extend the terms, conditions, and prices of this contract to other Institutions (such as State, Local and/or Public Agencies and/or School Districts) who express an interest in participating in any contract that results from the bid. Each of the piggyback Institutions will issue their own purchasing documents for purchasing of the goods/services by bidding of this service. Bidder agrees that Municipal School Districts shall bear no responsibility or liability for any agreements between bidder and the other Institution(s) who desire to exercise this option.
- K1. Municipal School Districts encourages qualified minority and/or women-owned businesses to submit bids. Collierville Schools awards bids without regard to race, age, color, national origin, religion, sex, disability, genetic information, or any other classification protected by federal, Tennessee state constitutional, or statutory law.
- L1. Questions regarding bid specifications should be directed to Thomas Dougherty, Operations Specialist, Collierville Schools, tdougherty@colliervilleschools.org, no later than 4:00 P.M., Wednesday, March 23, 2016. Purchasing questions should be directed to Joseph Anderson, Director Purchasing Shared Services, janderson@bartlettschools.org, no later than 4:00 P.M., Wednesday, March 23, 2016. **All questions must be submitted by email.**

HOLD HARMLESS AGREEMENT

This Hold Harmless Agreement is between _____

Name of Contractor

(hereinafter Contractor), and Collierville Schools named in this bid.

Contractor agrees that as a condition precedent to "Contractor" being awarded a contract from Collierville Schools "Contractor" agrees to indemnify, protect, defend, and hold harmless Collierville Schools, its Board Members, agents, and employees from all judgments, claims, demands for payment, suits or actions of every nature and description brought against Collierville Schools, its Board Members, agents and employees alleging injuries or damages sustained by any person arising out of or in the course of "Contractor's" providing goods or services to Collierville Schools.

(Name of Contractor) _____

BY: _____

TITLE: _____

State of Tennessee

County of Shelby

_____ personally appeared before me, the undersigned, with whom I am personally acquainted and who, upon oath, acknowledged that he/she/it executed the within instrument for the purposes therein contained, and who further acknowledge that he/she/it is authorized to execute this interment on behalf of _____.

Signature

Witness by hand and Notaries seal at office this _____ day of _____, year of _____.

Notary Public

My Commission Expires: _____

Purchasing Shared Services
Bartlett City Schools
Administration Offices
5650 Woodlawn
Bartlett, Tennessee 38134

BID SHEET

This is a turnkey project. Installation must begin no later than June 13, 2016 and must be completed no later than July 1, 2016. Installation must be coordinated with Thomas Dougherty, Operations Specialist, 901.286.6377. All installation shall be made according to Collierville Schools' plans, details, and specifications.

Bidder must state completion time after receipt of order (Days A.R.O.). Completion date quoted is critical and shall be considered in the evaluation and award of this bid.

Your signature below verifies bidder has received and carefully examined the General Conditions, Specifications, and Drawing (not to scale) for this project. Bidder shall provide all labor, materials, permits, supervision, tools, equipment and cleanup to successfully complete this project for the following sum:

Total Lump Sum: \$ _____

Completion time after receipt of order (Days A.R.O.) _____

State your cost per \$1,000.00 for Performance, Materials and Labor Bond, if required \$_____

Company Name

All bids must be received and time stamped in the **Purchasing Shared Services, Bartlett City Schools, 5650 Woodlawn, Bartlett, Tennessee 38134**, prior to stated opening date and time. Bids received after the specified date and time are considered late and will not be opened.

All price quotations and related materials must be received in a sealed envelope. Time, date and nature of bid must be clearly marked on face of sealed envelope as well as appropriate Contractor's License information.




BID #FY160034
FIRM NAME

License Number _____
Expiration Date _____
License Classification _____
List Information For All Contractors

PURCHASING SHARED SERVICES
BARTLETT CITY SCHOOLS
5650 WOODLAWN
BARTLETT, TENNESSEE 38134

BID DUE

Date _____
Time _____
Nature of _____
Bid _____



Asphalt Mill and Overlay at Crosswind Elementary

Specifications and Scope of Work

Project Location

Crosswind Elementary School
831 Shelton Road
Collierville, TN 38017

Scope of Work

Resurface all parking lots and drives. Paint parking lot spaces, crosswalks, handicap symbols, directional arrows, and hatching as indicated on the project drawing. Locate and mark utilities as needed. Apply for permits as needed. Supply all materials, tools, equipment and labor to perform the work in accordance to the specifications.

Project Schedule

June 13, 2016 – July 01, 2016

Specifications

1. Locate and mark utilities, manholes, cleanouts, etc. as necessary to prevent damage.
2. Mill existing asphalt to a depth of 2”.
3. Remove all debris and clean surfaces to prepare for the installation of asphalt.
4. Immediately prior to paving, apply a CSS-1 tack coat at manufacturer’s suggested rates for the materials being used.
5. Install 411-d hot mix surface asphalt to a compacted depth of 2”.
6. Paint/Stripe parking lots as indicated on the project drawing. Paint shall be a ready mixed solvent-based paint designated for roadway and parking area striping. Color shall be white, unless otherwise indicated on the project drawing.

SHELTON ROAD

VISITOR'S PARKING

EMPLOYEE
PARKING

CROSSWIND ELEMENTARY

BUS DRIVE

Asphalt Specs

- Mill existing asphalt 2"
- Remove debris
- Apply CSS-1 Tack coat
- Install 2" 411-D asphalt

Striping Specs

- 89 9'x19' parking spaces
- 4 9'x19' handicap spaces (blue)
- 4 handicap diagrams (blue)
- 2 ADA access spaces (hatched, blue)
- 19 directional arrows (yellow)
- 3 crosswalks (5'x30', hatched)
- 1 hatch (6'x50', "NO PARKING")
- 2 10'x10' foursquare
- 2 2' square hopscotch
- Repaint ramp in front of school
- 1 lane divider (yellow, 300')

DATE: March 05, 2016

PROJECT: Crosswind Elementary Asphalt Mill and Overlay

DRAWN BY: TD