

**Business Meeting
February 9, 2016 6:00 PM
Collierville Town Hall, Board Chambers
146 College Street
Collierville, TN 38017**

I. Call to Order	J. Mark Hansen, Chairman
II. Roll Call	J. Mark Hansen, Chairman
III. Moment of Silence	J. Mark Hansen, Chairman
IV. Pledge of Allegiance	J. Mark Hansen, Chairman
V. Special Recognitions	John S. Aitken, Superintendent
A. Collierville Middle	
B. Perfect TCAP Writing Scores	
VI. Public Comments	J. Mark Hansen, Chairman
VII. Approval of Agenda	J. Mark Hansen, Chairman
VIII. Business Affairs	J. Mark Hansen, Chairman
A. Approval of Minutes	
1. Minutes of January 12, 2016 Board Business Meeting	
B. Approval of Monthly Financial Statements	
1. Approval of December 2015 Monthly Financial Statements	
IX. Reports	
A. Chairman's Report	J. Mark Hansen, Chairman
B. Superintendent's Report	John S. Aitken, Superintendent
C. Student Liaison	Evan Craft, Senior Collierville High School
X. Consent Agenda	
A. Review of Policy #4.605, Graduation Requirements	John S. Aitken, Superintendent
B. Review of Policy #6.414, Prevention and Treatment of Sudden Cardiac Arrest	John S. Aitken, Superintendent
C. Review of Resolution #2015-07, Amendment #4 of General Fund Budget	John S. Aitken, Superintendent
XI. Adjournment	



**COLLIERVILLE
SCHOOLS**

**Minutes of the Board Business Meeting
January 12, 2016 6:00 PM
Collierville Town Hall, Board Chambers**

Mr. Mark Hansen, Chairman
Mr. Kevin Vaughan, Vice-Chairman
Ms. Wanda Chism
Mr. Wright Cox
Ms. Cathy Messerly

I. CALL TO ORDER

The Collierville Schools Board Meeting was called to order by Vice-Chairman, Kevin Vaughan at 6:00 p.m.

II. ROLL CALL

Roll call was taken by Vice-Chairman Kevin Vaughan and four of the five board members were present, representing a quorum. Chairman Mark Hansen was absent.

III. MOMENT OF SILENCE

A moment of silence was observed.

IV. PLEDGE OF ALLEGIANCE

The Pledge of Allegiance was led by Board Member Wright Cox.

V. SPECIAL RECOGNITIONS

• **Sycamore Elementary - Choir**

Our special recognition school was Sycamore Elementary with Principal Ms. Julie Reagan. Ms. Reagan introduced the Chorus Lions under the direction of Ms. Angie Knight. They performed the following songs: Kindness, Over the Rainbow and Hearts around the World. They did an outstanding job!

• **Proclamation to the Board**

A Proclamation signed by the Office of the Mayor was presented to the School Board hereby proclaiming the week of January 24-30, 2016 as “National School Board Appreciation Week” in the Town of Collierville, Tennessee.

• **Presentation to Emily Russell Outstanding Teacher Award for TETA**

Lisa Bradford, President of WTETA (Tennessee Educational Technology Association, Western Division) made a presentation to Emily Russell for the Tennessee Educational Technology Association Outstanding Teacher Award.



COLLIERVILLE SCHOOLS

VI. PUBLIC COMMENTS

- *Brock Neil -739 Metatero Cove - Collierville, Tennessee 38017*
RE: Clarification on district policy or to encourage the board to develop a policy pertaining to when it is appropriate for sponsors of school activities to mandate students stay in hotels.

VII. APPROVAL OF AGENDA

Recommendation: It is recommended that the Collierville Schools Board of Education approve the agenda for the January 12, 2016 Business Meeting as presented by the Superintendent.

Cathy Messerly made the motion to approve the agenda as presented by the Superintendent. The motion was seconded by Wright Cox and unanimously approved by the board.

Wanda Chism	Aye
Wright Cox	Aye
Mark Hansen	Absent
Cathy Messerly	Aye
Kevin Vaughan	Aye

VIII. BUSINESS AFFAIRS

- **APPROVAL OF MINUTES OF THE DECEMBER 8, 2015 BUSINESS MEETING**

Recommendation: It is recommended that the Collierville Schools Board of Education approve the minutes of the December 8, 2015 Board Business Meeting.

Wanda Chism made the motion to approve the minutes for the December 8, 2015 Board Business Meeting as presented. The motion was seconded by Wright Cox and unanimously approved by the board.

Wanda Chism	Aye
Wright Cox	Aye
Mark Hansen	Absent
Cathy Messerly	Aye
Kevin Vaughan	Aye

- **APPROVAL OF THE NOVEMBER 2015 MONTHLY FINANCIAL STATEMENTS**

Recommendation: It is recommended that the Collierville Schools Board of Education approve the November 2015 Monthly Financial Statements

Wanda Chism made the motion to approve the November 2015 Monthly Financial Statements. The motion was seconded by Wright Cox and unanimously approved by the board.

Wanda Chism	Aye
Wright Cox	Aye
Mark Hansen	Absent
Cathy Messerly	Aye
Kevin Vaughan	Aye



COLLIERVILLE SCHOOLS

IX. REPORTS

Chairman's Report

Kevin Vaughan, Vice Chairman's report consisted of the following:

- Tennessee State Legislature is about to convene in Nashville and it is very important to make our voices heard. The decisions made by our legislators will affect the education impacted upon our children's education.
- He encourages all of our constituents to stay vigilant and stay aware of what is happening in Nashville and convey your priorities to our legislature. What you have voted on this year, might not be implemented until next year. It is very important to stay involved with the legislature.
- Do not be afraid to use your email or phone to reach out to our elected leaders. They do want to hear from you.

Superintendent's Report

Mr. Aitken's report consisted of the following:

- School and district staffs are busy planning for the first phase of TNReady beginning in February.
- Registration is gearing up for next school year and we will be offering on-line registration this spring. More details as far as dates and times will soon be announced and published.
- Our Student Services Department has been busy preparing for the transfer season and non-resident application process. All of the information will be forthcoming through all of our media outlets. The application period for non-resident enrollment will run from February 22 through March 18. We are finalizing numbers at each school and we will be evaluating those numbers to determine which schools have space available for non-residents. More will be shared at the February 9th Business Meeting.
- At our next work session, we will provide another update on high school design and process. We will be meeting with our design team again next Thursday, and we will share electronically any updated information before the meeting on the 26th. We will also be presenting to the Chamber Business Roundtable on Friday, January 22nd at 8:30 a.m. at the Town Hall. This meeting will also be an update on the construction/design process.
- Our Curriculum staff and school leaders are also busily preparing for our AdvancEd team visit that will take place March 13-16. As a reminder, our Board Meeting will be at 2:00 p.m. on Wednesday, March 16th at our conference room. The team would like to interview each of the Board Members on Monday, we will send you the time and location as soon as they are finalized. Thanks to all who have been involved in planning this important visit to the district.
- Budget season is in full swing – we are meeting with all principals tomorrow as part of the process.
- Our rezoning committee met this morning and our staff will meet tomorrow to review the committee recommendation and next steps. As our policy states, any recommendations from the committee are to be presented to the public before bringing to this Board for consideration. Once staff reviews, we will publish time and location for the initial public meeting.
- You also have in your packets an update to our district strategic plan.

X. BUSINESS ITEMS FOR APPROVAL

Recommendation: It is recommended that the Collierville Schools Board of Education elect the TLN Representative of the Collierville School Board for the 2016 Calendar year.



COLLIERVILLE SCHOOLS

- **ELECTION OF THE TLN REPRESENTATIVE**

Wright Cox made the nomination for Mark Hansen as the TLN Representative of the Collierville School Board. Mark Hansen declined the nomination.

Wanda Chism made the nomination for Cathy Messerly as the TLN Representative for the 2016 calendar year. Kevin Vaughan made motion to close the floor for nomination and the motion was seconded by Wright Cox and approved unanimously by the board. The ayes have the motion and nominations were closed. A roll call vote was taken.

Wanda Chism	Aye
Wright Cox	Aye
Mark Hansen	Absent
Cathy Messerly	Abstain
Kevin Vaughan	Aye

Recommendation: It is recommended that the Collierville Schools Board of Education approve the Resolution to Request the Town of Collierville to Annex the Site for the New Collierville High School.

- **APPROVAL OF RESOLUTION TO REQUEST THE TOWN OF COLLIERVILLE TO ANNEX THE SITE FOR THE NEW COLLIERVILLE HIGH SCHOOL**

Wright Cox made the motion to approve the resolution to request the Town of Collierville to annex the site for the new Collierville High School as presented by the Superintendent. The motion was seconded by Cathy Messerly and unanimously approved by the board.

Wanda Chism	Aye
Wright Cox	Aye
Mark Hansen	Absent
Cathy Messerly	Aye
Kevin Vaughan	Aye

Recommendation: It is recommended that the Collierville Schools Board of Education approve the Release from Compulsory Attendance.

- **APPROVAL OF RELEASE FROM COMPULSORY ATTENDANCE**

Wright Cox made the motion to approve the Release from Compulsory Attendance as presented by the Superintendent. The motion was seconded by Wanda Chism and unanimously approved by the board.

Wanda Chism	Aye
Wright Cox	Aye
Mark Hansen	Absent
Cathy Messerly	Aye
Kevin Vaughan	Aye

XI. ADJOURNMENT

With no further comments or objections, the meeting was adjourned at 6:40 p.m.

Chairperson

Superintendent

MONTHLY FINANCIAL REPORT



COLLIERVILLE SCHOOLS

SCHOLARSHIP · INTEGRITY · SERVICE

**DECEMBER
2015-2016**

**GENERAL FUND
SCHOOL NUTRITION
FEDERAL PROGRAMS
DISCRETIONARY GRANTS
C. I. P.**

GENERAL FUND REVENUE

COLLIERVILLE SCHOOLS

REVENUE BY FUNC

Report Code: BAT_GL_TEMPLATE

BATCH QUEUE ID 380399

FOR DECEMBER, 2015

FUNCTION 1ST 2: 40 -

FUNCTION	DESCRIPTION	BUDGET AMOUNT	ADJUSTED BUDGET	CURRENT ACTIVITY	YTD ACTIVITY	REQUISITION / ENCUMBRANCE	UNENCUMBERED BALANCE	PERCENT ENCMBRD
40110	Current Property Tax	20,743,783.00	18,282,783.00	6,613,234.07	8,489,601.82	0.00	9,793,181.18	46
40120	Trustee's Collection - Prior Years	0.00	387,000.00	41,243.51	249,281.20	0.00	137,718.80	64
40130	Clerk & Master/Circuit Court - Prior Years	0.00	240,000.00	19,370.33	120,103.36	0.00	119,896.64	50
40150	Pickup Taxes	0.00	1,444,000.00	6,096.29	33,114.81	0.00	1,410,885.19	2
40162	Payments in Lieu of Taxes - Local Utilities	0.00	156,000.00	0.00	0.00	0.00	156,000.00	0
40163	Payments in Lieu of Taxes - Other	0.00	234,000.00	9,230.23	19,897.34	0.00	214,102.66	9
40210	Local Option Sales Taxes	7,442,402.00	7,616,671.00	658,120.33	2,574,443.61	0.00	5,042,227.39	34
40270	Business Tax	2,754.00	2,754.00	177.78	1,549.37	0.00	1,204.63	56
40275	Mixed Drink Tax	0.00	175,648.00	15,947.25	91,187.41	0.00	84,460.59	52
40390	Municipal Tax	2,170,335.00	2,170,335.00	188,900.75	1,133,404.50	0.00	1,036,930.50	52
TOTALS:	Function: 40 -	30,359,274.00	30,709,191.00	7,552,320.54	12,712,583.42	0.00	17,996,607.58	41

COLLIERVILLE SCHOOLS

REVENUE BY FUNC

Report Code: BAT_GL_TEMPLATE

BATCH QUEUE ID 380399

FOR DECEMBER, 2015

FUNCTION 1ST 2: 43 - CHARGES FOR CURRENT SERVICES

FUNCTION	DESCRIPTION	BUDGET AMOUNT	ADJUSTED BUDGET	CURRENT ACTIVITY	YTD ACTIVITY	REQUISITION / ENCUMBRANCE	UNENCUMBERED BALANCE	PERCENT ENCMBRD
43513	Tuition - Summer School	35,000.00	35,000.00	0.00	14,376.46	0.00	20,623.54	41
43515	Tuition - Other State Systems	134,000.00	134,000.00	0.00	112,850.00	0.00	21,150.00	84
43990	Other Charges for Services	300,000.00	420,000.00	44,816.97	185,226.36	0.00	234,773.64	44
43991	Other Charges for Svcs - Shared Svcs	620,895.00	659,095.00	65,112.34	420,095.24	0.00	238,999.76	64
TOTALS:	Function: 43 - Charges for Current Services	1,089,895.00	1,248,095.00	109,929.31	732,548.06	0.00	515,546.94	59

COLLIERVILLE SCHOOLS

REVENUE BY FUNC

Report Code: BAT_GL_TEMPLATE

BATCH QUEUE ID 380399

FOR DECEMBER, 2015

FUNCTION 1ST 2: 44 -

FUNCTION	DESCRIPTION	BUDGET AMOUNT	ADJUSTED BUDGET	CURRENT ACTIVITY	YTD ACTIVITY	REQUISITION / ENCUMBRANCE	UNENCUMBERED BALANCE	PERCENT ENCMBRD
44120	Lease/Rentals	10,000.00	10,000.00	0.00	0.00	0.00	10,000.00	0
44130	Laptop Insurance	14,000.00	250.00	31.75	864.44	0.00	-614.44	346
44146	E-Rate Funding	0.00	168,470.00	0.00	1,341.26	0.00	167,128.74	1
44170	Miscellaneous Refunds	297,671.00	238,000.00	302.61	50,509.68	0.00	187,490.32	21
44560	Damages Recovered from Individuals	0.00	6,000.00	0.00	0.00	0.00	6,000.00	0
44990	Other Local Revenue	28,250.00	28,250.00	0.00	13,852.00	0.00	14,398.00	49
TOTALS:	Function: 44 -	349,921.00	450,970.00	334.36	66,567.38	0.00	384,402.62	15

COLLIERVILLE SCHOOLS

REVENUE BY FUNC

BATCH QUEUE ID 380399

FOR DECEMBER, 2015

FUNCTION 1ST 2: 46 -

Page: 4 of 8

01/14/2016

12:47:49 PM

Report Code: BAT_GL_TEMPLATE

FUNCTION	DESCRIPTION	BUDGET AMOUNT	ADJUSTED BUDGET	CURRENT ACTIVITY	YTD ACTIVITY	REQUISITION / ENCUMBRANCE	UNENCUMBERED BALANCE	PERCENT ENCMBRD
46511	Basic Education Program	34,202,000.00	34,352,000.00	3,435,200.00	17,176,000.00	0.00	17,176,000.00	50
46590	Other State Education Funds	0.00	100,534.00	0.00	0.00	0.00	100,534.00	0
46610	Career Ladder Program	163,000.00	163,000.00	124,560.50	124,560.50	0.00	38,439.50	76
46850	Mixed Drink Tax	175,648.00	0.00	0.00	0.00	0.00	0.00	0
TOTALS:	Function: 46 -	34,540,648.00	34,615,534.00	3,559,760.50	17,300,560.50	0.00	17,314,973.50	50

COLLIERVILLE SCHOOLS

REVENUE BY FUNC

Report Code: BAT_GL_TEMPLATE

BATCH QUEUE ID 380399

FOR DECEMBER, 2015

FUNCTION 1ST 2: 47 -

FUNCTION	DESCRIPTION	BUDGET AMOUNT	ADJUSTED BUDGET	CURRENT ACTIVITY	YTD ACTIVITY	REQUISITION / ENCUMBRANCE	UNENCUMBERED BALANCE	PERCENT ENCMBRD
47143	Special Education - Grants to States	30,000.00	30,000.00	0.00	0.00	0.00	30,000.00	0
47590	Other Federal Thru State	80,534.00	0.00	0.00	0.00	0.00	0.00	0
TOTALS:	Function: 47 -	110,534.00	30,000.00	0.00	0.00	0.00	30,000.00	0

COLLIERVILLE SCHOOLS

REVENUE BY FUNC

Report Code: BAT_GL_TEMPLATE

BATCH QUEUE ID 380399

FOR DECEMBER, 2015

FUNCTION 1ST 2: 49 -

FUNCTION	DESCRIPTION	BUDGET AMOUNT	ADJUSTED BUDGET	CURRENT ACTIVITY	YTD ACTIVITY	REQUISITION / ENCUMBRANCE	UNENCUMBERED BALANCE	PERCENT ENCMBRD
49800	Transfers In	47,533.00	47,533.00	3,536.64	23,056.57	0.00	24,476.43	49
TOTALS:	Function: 49 -	47,533.00	47,533.00	3,536.64	23,056.57	0.00	24,476.43	49

COLLIERVILLE SCHOOLS

REVENUE BY FUNC

BATCH QUEUE ID 380399

Page: 7 of 8

01/14/2016

12:47:49 PM

Report Code: BAT_GL_TEMPLATE

	BUDGET AMOUNT	ADJUSTED BUDGET	CURRENT ACTIVITY	YTD ACTIVITY	REQUISITION / ENCUMBRANCE	UNENCUMBERED BALANCE	PERCENT ENCMBRD
GRAND TOTAL:	66,497,805.00	67,101,323.00	11,225,881.35	30,835,315.93	0.00	36,266,007.07	46

**GENERAL FUND
EXPENDITURES**

COLLIERVILLE SCHOOLS

EXPENSES BY FUNCTION

Report Code: BAT_GL_TEMPLATE

BATCH QUEUE ID 380398

FOR DECEMBER, 2015

FUNCTION : 71100 - REGULAR INSTRUCTION PROGRAM

Page: 1 of 22

01/14/2016

12:39:25 PM

OBJECT	DESCRIPTION	BUDGET AMOUNT	ADJUSTED BUDGET	CURRENT ACTIVITY	YTD ACTIVITY	REQUISITION / ENCUMBRANCE	UNENCUMBERED BALANCE	PERCENT ENCMBRD
11600	Teachers	25,156,381.00	25,204,250.00	2,101,435.21	10,020,799.74	0.00	15,183,450.26	40
11700	Career Ladder	121,000.00	121,000.00	52,450.00	52,450.00	0.00	68,550.00	43
12700	Career Ladder Extended Contracts	50,000.00	50,000.00	0.00	0.00	0.00	50,000.00	0
16300	Educational Assistants	516,482.00	516,482.00	43,839.50	229,979.84	0.00	286,502.16	45
20100	Social Security	1,602,320.00	1,605,287.00	126,601.22	594,114.56	0.00	1,011,172.44	37
20400	State Retirement	2,337,473.00	2,341,801.00	198,761.93	929,767.25	0.00	1,412,033.75	40
20600	Life Insurance	111,249.00	111,249.00	9,780.21	43,899.42	0.00	67,349.58	39
20700	Medical Insurance	2,338,838.00	2,313,012.00	223,107.62	1,002,320.95	0.00	1,310,691.05	43
21200	Employer Medicare	374,736.00	375,430.00	29,608.28	138,945.94	0.00	236,484.06	37
33600	Maint & Repair-Equipment	8,716.00	8,716.00	0.00	0.00	0.00	8,716.00	0
39900	Other Contracted Services	616,122.00	625,522.00	97,018.08	202,775.16	0.00	422,746.84	32
42900	Instructional Supplies & Materials	501,120.00	536,820.00	0.00	434,032.78	3,297.35	99,489.87	81
44900	Textbooks	200,000.00	167,600.00	0.00	15,864.50	0.00	151,735.50	9
49900	Other Supplies & Materials	19,880.00	19,880.00	0.00	19,345.00	0.00	535.00	97
59901	Other Charges - Graduation Costs	8,800.00	8,800.00	0.00	0.00	0.00	8,800.00	0
59902	Other Charges - Summer School	40,000.00	40,000.00	-112.97	14,472.10	0.00	25,527.90	36
72200	Reg Inst Equipment	1,173,740.00	1,184,813.00	3,233.95	896,050.09	37,475.00	251,287.91	79
72217	Reg Inst Equipment (Reimbursed)	300,000.00	300,000.00	42,768.37	159,845.12	9,169.74	130,985.14	56
TOTALS:	Function: 71100 - Regular Instruction Program	35,476,857.00	35,530,662.00	2,928,491.40	14,754,662.45	49,942.09	20,726,057.46	42

COLLIERVILLE SCHOOLS

EXPENSES BY FUNCTION

Report Code: BAT_GL_TEMPLATE

BATCH QUEUE ID 380398

FOR DECEMBER, 2015

FUNCTION : 71150 - ALTERNATIVE INSTRUCTION PROGRAM

Page: 2 of 22

01/14/2016

12:39:25 PM

OBJECT	DESCRIPTION	BUDGET AMOUNT	ADJUSTED BUDGET	CURRENT ACTIVITY	YTD ACTIVITY	REQUISITION / ENCUMBRANCE	UNENCUMBERED BALANCE	PERCENT ENCMBRD
11600	Teachers	105,858.00	0.00	0.00	0.00	0.00	0.00	0
12800	Homebound Teachers	105,857.00	30,000.00	2,082.50	8,802.50	0.00	21,197.50	29
20100	Social Security	13,126.00	1,860.00	129.12	545.77	0.00	1,314.23	29
20400	State Retirement	19,139.00	2,712.00	0.00	0.00	0.00	2,712.00	0
20600	Life Insurance	500.00	0.00	0.00	0.00	0.00	0.00	0
20700	Medical Insurance	14,536.00	0.00	0.00	0.00	0.00	0.00	0
21200	Employer Medicare	3,070.00	435.00	30.19	127.64	0.00	307.36	29
31100	Contracts w Otr School Systems	0.00	150,000.00	0.00	50,000.00	0.00	100,000.00	33
39900	Other Contracted Services	20,000.00	20,000.00	2,464.00	4,312.00	0.00	15,688.00	22
42900	Instructional Supplies & Materials	1,500.00	1,500.00	0.00	0.00	0.00	1,500.00	0
59900	Other Charges	500.00	500.00	0.00	0.00	0.00	500.00	0
TOTALS:	Function: 71150 - Alternative Instruction Program	284,086.00	207,007.00	4,705.81	63,787.91	0.00	143,219.09	31

COLLIERVILLE SCHOOLS

EXPENSES BY FUNCTION

BATCH QUEUE ID 380398

FOR DECEMBER, 2015

FUNCTION : 71200 - SPECIAL EDUCATION PROGRAM

Page: 3 of 22

01/14/2016

12:39:25 PM

Report Code: BAT_GL_TEMPLATE

OBJECT	DESCRIPTION	BUDGET AMOUNT	ADJUSTED BUDGET	CURRENT ACTIVITY	YTD ACTIVITY	REQUISITION / ENCUMBRANCE	UNENCUMBERED BALANCE	PERCENT ENCMBRD
11600	Teachers	2,124,231.00	2,235,015.00	212,752.43	988,444.31			
11700	Career Ladder	8,000.00	8,000.00	4,500.00	4,500.00	0.00	1,246,570.69	44
16300	Educational Assistants	869,468.00	869,468.00	69,315.39	356,399.90	0.00	3,500.00	56
17100	Speech Pathologist	492,840.00	492,840.00	42,101.50	199,307.50	0.00	513,068.10	41
20100	Social Security	216,661.00	223,530.00	18,845.20	89,242.17	0.00	293,532.50	40
20400	State Retirement	317,906.00	327,921.00	29,795.97	140,434.81	0.00	134,287.83	40
20600	Life Insurance	17,750.00	17,750.00	1,485.00	6,516.38	0.00	187,486.19	43
20700	Medical Insurance	303,735.00	303,735.00	34,861.63	154,716.71	0.00	11,233.62	37
21200	Employer Medicare	50,671.00	52,277.00	4,407.34	20,871.15	0.00	149,018.29	51
31200	Contracts w Private Agencies	80,000.00	80,000.00	27,000.00	27,000.00	0.00	31,405.85	40
33600	Maint & Repair-Equipment	5,000.00	5,000.00	764.59	764.59	0.00	53,000.00	34
39900	Other Contracted Services	60,000.00	60,000.00	12,784.15	31,440.36	0.00	4,235.41	15
42900	Instructional Supplies & Materials	40,000.00	40,000.00	0.00	4,000.00	0.00	28,559.64	52
49900	Other Supplies & Materials	20,000.00	20,000.00	0.00	2,089.62	0.00	36,000.00	10
72500	Special Education Equipment	25,000.00	25,000.00	4,768.71	8,901.22	0.00	17,910.38	10
TOTALS:	Function: 71200 - Special Education Program	4,631,262.00	4,760,536.00	463,381.91	2,034,628.72	0.00	16,098.78	36
							2,725,907.28	43

COLLIERVILLE SCHOOLS

EXPENSES BY FUNCTION

Report Code: BAT_GL_TEMPLATE

BATCH QUEUE ID 380398

FOR DECEMBER, 2015

FUNCTION : 71300 - VOCATIONAL EDUCATION PROGRAM

Page: 4 of 22

01/14/2016

12:39:25 PM

OBJECT	DESCRIPTION	BUDGET AMOUNT	ADJUSTED BUDGET	CURRENT ACTIVITY	YTD ACTIVITY	REQUISITION / ENCUMBRANCE	UNENCUMBERED BALANCE	PERCENT ENCMBRD
11600	Teachers	685,075.00	685,075.00	63,089.58	295,567.82	0.00	389,507.18	43
11700	Career Ladder	2,000.00	2,000.00	1,000.00	1,000.00	0.00	1,000.00	50
20100	Social Security	42,599.00	42,599.00	3,667.44	17,009.70	0.00	25,589.30	40
20400	State Retirement	62,112.00	62,112.00	5,793.71	26,809.76	0.00	35,302.24	43
20600	Life Insurance	3,000.00	3,000.00	279.30	1,256.85	0.00	1,743.15	42
20700	Medical Insurance	78,336.00	78,336.00	7,028.60	31,628.70	0.00	46,707.30	40
21200	Employer Medicare	9,963.00	9,963.00	857.66	3,977.88	0.00	5,985.12	40
33600	Maint & Repair-Equipment	4,307.00	4,307.00	0.00	0.00	0.00	4,307.00	0
42900	Instructional Supplies & Materials	10,475.00	10,475.00	0.00	10,475.00	0.00	0.00	100
44900	Textbooks	4,500.00	4,500.00	0.00	3,309.36	0.00	1,190.64	74
49900	Other Supplies & Materials	2,500.00	2,500.00	0.00	0.00	0.00	2,500.00	0
73000	Vocational Equipment	10,336.00	10,336.00	5,840.00	5,840.00	0.00	4,496.00	57
TOTALS:	Function: 71300 - Vocational Education Program	915,203.00	915,203.00	87,556.29	396,875.07	0.00	518,327.93	43

COLLIERVILLE SCHOOLS

EXPENSES BY FUNCTION

BATCH QUEUE ID 380398

FOR DECEMBER, 2015

FUNCTION : 72110 - ATTENDANCE

Page: 5 of 22

01/14/2016

12:39:25 PM

Report Code: BAT_GL_TEMPLATE

OBJECT	DESCRIPTION	BUDGET AMOUNT	ADJUSTED BUDGET	CURRENT ACTIVITY	YTD ACTIVITY	REQUISITION / ENCUMBRANCE	UNENCUMBERED BALANCE	PERCENT ENCMBRD
10500	Supervisor/Director	295,130.00	295,130.00	24,594.17	140,506.77	0.00	154,623.23	48
16100	Secretary(s)	47,606.00	47,606.00	3,982.40	22,526.40	0.00	25,079.60	47
16200	Clerical Personnel	39,254.00	39,254.00	3,283.73	18,950.42	0.00	20,303.58	48
18900	Other Salaries & Wages	76,720.00	76,720.00	6,393.33	37,420.79	0.00	39,299.21	49
20100	Social Security	28,440.00	28,440.00	2,218.10	12,901.82	0.00	15,538.18	45
20400	State Retirement	41,667.00	41,667.00	3,474.87	19,934.45	0.00	21,732.55	48
20600	Life Insurance	2,239.00	2,239.00	186.56	839.52	0.00	1,399.48	37
20700	Medical Insurance	43,617.00	43,617.00	3,926.76	17,670.42	0.00	25,946.58	41
21200	Employer Medicare	6,651.00	6,651.00	518.74	3,017.34	0.00	3,633.66	45
35500	Travel	2,000.00	2,000.00	0.00	0.00	0.00	2,000.00	0
39900	Other Contracted Services	106,510.00	106,510.00	8,377.47	16,572.78	0.00	89,937.22	16
49900	Other Supplies & Materials	1,000.00	1,000.00	102.30	465.89	92.81	441.30	56
52400	In-Service/Staff Development	6,000.00	6,000.00	0.00	1,057.38	0.00	4,942.62	18
59900	Other Charges	500.00	500.00	0.00	0.00	0.00	500.00	0
70400	Attendance Equipment	5,500.00	5,500.00	0.00	4,728.00	0.00	772.00	86
TOTALS:	Function: 72110 - Attendance	702,834.00	702,834.00	57,058.43	296,591.98	92.81	406,149.21	42

COLLIERVILLE SCHOOLS

EXPENSES BY FUNCTION

Report Code: BAT_GL_TEMPLATE

BATCH QUEUE ID 380398

FOR DECEMBER, 2015

FUNCTION : 72120 - HEALTH SERVICES

Page: 6 of 22

01/14/2016

12:39:25 PM

OBJECT	DESCRIPTION	BUDGET AMOUNT	ADJUSTED BUDGET	CURRENT ACTIVITY	YTD ACTIVITY	REQUISITION / ENCUMBRANCE	UNENCUMBERED BALANCE	PERCENT ENCMBRD
13100	Medical Personnel	409,004.00	440,544.00	34,230.29	176,145.95	0.00	264,398.05	40
18900	Other Salaries & Wages	236,653.00	236,653.00	19,529.60	104,540.80	0.00	132,112.20	44
20100	Social Security	40,031.00	41,986.00	2,893.54	15,453.49	0.00	26,532.51	37
20400	State Retirement	56,882.00	56,882.00	4,664.98	24,331.20	0.00	32,550.80	43
20600	Life Insurance	2,983.00	2,983.00	250.14	1,124.81	0.00	1,858.19	38
20700	Medical Insurance	92,558.00	92,558.00	9,326.88	41,605.18	0.00	50,952.82	45
21200	Employer Medicare	9,362.00	9,819.00	676.74	3,614.17	0.00	6,204.83	37
35500	Travel	300.00	300.00	0.00	28.64	0.00	271.36	10
39900	Other Contracted Services	1,000.00	7,600.00	243.75	2,639.55	0.00	4,960.45	35
49900	Other Supplies & Materials	13,000.00	13,000.00	490.88	580.88	0.00	12,419.12	4
52400	In-Service/Staff Development	2,500.00	2,500.00	0.00	0.00	0.00	2,500.00	0
59900	Other Charges	5,000.00	5,000.00	864.21	864.21	0.00	4,135.79	17
73500	Health Equipment	6,000.00	6,000.00	270.00	1,658.71	531.00	3,810.29	36
TOTALS:	Function: 72120 - Health Services	875,273.00	915,825.00	73,441.01	372,587.59	531.00	542,706.41	41

COLLIERVILLE SCHOOLS

EXPENSES BY FUNCTION

Report Code: BAT_GL_TEMPLATE

BATCH QUEUE ID 380398

FOR DECEMBER, 2015

FUNCTION : 72130 - OTHER STUDENT SUPPORT

Page: 7 of 22

01/14/2016

12:39:25 PM

OBJECT	DESCRIPTION	BUDGET AMOUNT	ADJUSTED BUDGET	CURRENT ACTIVITY	YTD ACTIVITY	REQUISITION / ENCUMBRANCE	UNENCUMBERED BALANCE	PERCENT ENCMBRD
11700	Career Ladder	2,000.00	2,000.00	500.00	500.00	0.00	1,500.00	25
12300	Guidance Personnel	1,170,868.00	1,170,868.00	102,291.41	498,749.96	0.00	672,118.04	43
18900	Other Salaries & Wages	45,000.00	45,000.00	2,528.49	6,698.80	10,814.24	27,486.96	39
20100	Social Security	75,508.00	75,508.00	6,199.25	29,963.64	0.00	45,544.36	40
20400	State Retirement	110,095.00	110,095.00	9,520.88	45,737.77	0.00	64,357.23	42
20600	Life Insurance	5,714.00	5,714.00	466.02	2,085.83	0.00	3,628.17	37
20700	Medical Insurance	88,479.00	88,479.00	7,807.90	34,466.40	0.00	54,012.60	39
21200	Employer Medicare	17,659.00	17,659.00	1,449.85	7,007.77	0.00	10,651.23	40
32200	Evaluation & Testing	109,279.00	109,279.00	0.00	14,387.50	0.00	94,891.50	13
49900	Other Supplies & Materials	750.00	750.00	0.00	0.00	0.00	750.00	0
52400	In-Service/Staff Development	500.00	500.00	0.00	0.00	0.00	500.00	0
TOTALS:	Function: 72130 - Other Student Support	1,625,852.00	1,625,852.00	130,763.80	639,597.67	10,814.24	975,440.09	40

COLLIERVILLE SCHOOLS

EXPENSES BY FUNCTION

Page: 8 of 22

01/14/2016

Report Code: BAT_GL_TEMPLATE

BATCH QUEUE ID 380398

12:39:25 PM

FOR DECEMBER, 2015

FUNCTION : 72210 - REGULAR INSTRUCTION PROGRAM SUPPORT

OBJECT	DESCRIPTION	BUDGET AMOUNT	ADJUSTED BUDGET	CURRENT ACTIVITY	YTD ACTIVITY	REQUISITION / ENCUMBRANCE	UNENCUMBERED BALANCE	PERCENT ENCMBRD
10500	Supervisor/Director	295,725.00	307,919.00	27,217.08	145,601.25	0.00	162,317.75	47
11700	Career Ladder	18,000.00	18,000.00	7,500.00	7,500.00	0.00	10,500.00	42
12900	Librarian(s)	602,984.00	602,984.00	54,048.68	255,043.20	0.00	347,940.80	42
13600	Audiovisual Personnel	1,000.00	1,000.00	0.00	0.00	0.00	1,000.00	0
13700	Education Media Personnel	53,000.00	53,000.00	4,245.55	19,359.70	0.00	33,640.30	37
13800	Instru Computer Personnel	257,376.00	257,376.00	22,989.68	109,728.24	0.00	147,647.76	43
16100	Secretary(s)	47,606.00	47,606.00	3,982.40	22,982.40	0.00	24,623.60	48
16200	Clerical Personnel	39,254.00	39,254.00	0.00	0.00	0.00	39,254.00	0
18900	Other Salaries & Wages	12,500.00	83,147.00	7,037.20	30,854.60	0.00	52,292.40	37
19600	In-Service Training	6,000.00	6,000.00	0.00	0.00	0.00	6,000.00	0
20100	Social Security	82,611.00	87,747.00	7,539.11	35,177.61	0.00	52,569.39	40
20400	State Retirement	120,775.00	128,264.00	11,273.01	52,882.93	0.00	75,381.07	41
20600	Life Insurance	4,749.00	6,184.00	532.02	2,372.39	0.00	3,811.61	38
20700	Medical Insurance	75,530.00	86,880.00	6,716.54	30,224.43	0.00	56,655.57	35
21200	Employer Medicare	19,321.00	20,522.00	1,763.16	8,226.96	0.00	12,295.04	40
30700	Communication	800.00	800.00	180.41	437.29	362.71	0.00	100
30800	Consultants	30,000.00	30,000.00	360.00	360.00	0.00	29,640.00	1
33600	Maint & Repair-Equipment	1,750.00	1,750.00	0.00	1,200.00	0.00	550.00	69
35500	Travel	500.00	500.00	109.20	497.64	0.00	2.36	100
43200	Library Books/Media	45,000.00	45,000.00	0.00	40,805.50	0.00	4,194.50	91
49900	Other Supplies & Materials	5,600.00	5,600.00	105.24	1,881.73	751.67	2,966.60	47
52400	In-Service/Staff Development	30,000.00	36,323.00	907.66	9,970.13	1,356.50	24,996.37	31
59900	Other Charges	2,000.00	2,000.00	0.00	0.00	0.00	2,000.00	0
79000	Other Equipment	8,000.00	8,000.00	0.00	5,658.00	0.00	2,342.00	71
TOTALS:	Function: 72210 - Regular Instruction Program Support	1,760,081.00	1,875,856.00	156,506.94	780,764.00	2,470.88	1,092,621.12	42

COLLIERVILLE SCHOOLS

EXPENSES BY FUNCTION

Page: 9 of 22

01/14/2016

Report Code: BAT_GL_TEMPLATE

BATCH QUEUE ID 380398

12:39:25 PM

FOR DECEMBER, 2015

FUNCTION : 72220 - SPECIAL EDUCATION PROGRAM SUPPORT

OBJECT	DESCRIPTION	BUDGET AMOUNT	ADJUSTED BUDGET	CURRENT ACTIVITY	YTD ACTIVITY	REQUISITION / ENCUMBRANCE	UNENCUMBERED BALANCE	PERCENT ENCMBRD
10500	Supervisor/Director	166,650.00	168,174.00	14,090.70	77,521.21	0.00	90,652.79	46
11700	Career Ladder	3,000.00	3,000.00	1,500.00	1,500.00	0.00	1,500.00	50
12400	Psychological Personnel	234,645.00	234,645.00	19,553.79	97,768.86	0.00	136,876.14	42
16200	Clerical Personnel	296,294.00	296,294.00	23,520.53	133,317.02	0.00	162,976.98	45
20100	Social Security	43,437.00	43,531.00	3,343.74	17,859.41	0.00	25,671.59	41
20400	State Retirement	64,014.00	64,152.00	5,357.46	28,343.25	0.00	35,808.75	44
20600	Life Insurance	3,500.00	3,500.00	283.72	1,274.94	0.00	2,225.06	36
20700	Medical Insurance	54,860.00	54,860.00	5,486.00	24,687.00	0.00	30,173.00	45
21200	Employer Medicare	10,159.00	10,181.00	782.01	4,176.76	0.00	6,004.24	41
30800	Consultants	9,723.00	9,723.00	952.82	1,995.39	0.00	7,727.61	21
35500	Travel	3,000.00	3,000.00	96.74	684.72	0.00	2,315.28	23
39900	Other Contracted Services	346,968.00	346,968.00	33,089.77	129,257.39	393.30	217,317.31	37
49900	Other Supplies & Materials	20,000.00	20,000.00	0.00	1,821.57	342.91	17,835.52	11
52400	In-Service/Staff Development	25,000.00	25,000.00	1,167.23	10,964.91	3,597.00	10,438.09	58
59900	Other Charges	345.00	345.00	0.00	0.00	0.00	345.00	0
79000	Other Equipment	20,000.00	20,000.00	0.00	0.00	0.00	20,000.00	0
TOTALS:	Function: 72220 - Special Education Program Support	1,301,595.00	1,303,373.00	109,224.51	531,172.43	4,333.21	767,867.36	41

COLLIERVILLE SCHOOLS

EXPENSES BY FUNCTION

BATCH QUEUE ID 380398

FOR DECEMBER, 2015

FUNCTION : 72230 - VOCATIONAL EDUCATION PROGRAM SUPPORT

Page: 10 of 22

01/14/2016

12:39:25 PM

Report Code: BAT_GL_TEMPLATE

OBJECT	DESCRIPTION	BUDGET AMOUNT	ADJUSTED BUDGET	CURRENT ACTIVITY	YTD ACTIVITY	REQUISITION / ENCUMBRANCE	UNENCUMBERED BALANCE	PERCENT ENCMBRD
39900	Other Contracted Services	33,754.00	33,754.00	5,626.00	16,878.00	0.00	16,876.00	50
TOTALS:	Function: 72230 - Vocational Education Program Support	33,754.00	33,754.00	5,626.00	16,878.00	0.00	16,876.00	50

COLLIERVILLE SCHOOLS

EXPENSES BY FUNCTION

Report Code: BAT_GL_TEMPLATE

BATCH QUEUE ID 380398
FOR DECEMBER, 2015
FUNCTION : 72310 - BOARD OF EDUCATION

Page: 11 of 22

01/14/2016

12:39:25 PM

OBJECT	DESCRIPTION	BUDGET AMOUNT	ADJUSTED BUDGET	CURRENT ACTIVITY	YTD ACTIVITY	REQUISITION / ENCUMBRANCE	UNENCUMBERED BALANCE	PERCENT ENCMBRD
18900	Other Salaries & Wages	12,000.00	12,000.00	1,000.00	6,000.00	0.00	6,000.00	50
20100	Social Security	744.00	744.00	62.00	372.00	0.00	372.00	50
20600	Life Insurance	2,000.00	23,530.00	2,469.49	6,417.79	0.00	17,112.21	27
20700	Medical Insurance	425,070.00	57,965.00	13,254.46	21,375.07	0.00	36,589.93	37
21200	Employer Medicare	174.00	174.00	14.50	87.00	0.00	87.00	50
21500	Contributions for OPEB	0.00	425,000.00	0.00	0.00	0.00	425,000.00	0
30500	Audit Services	44,000.00	48,500.00	0.00	20,000.00	0.00	28,500.00	41
32000	Dues & Memberships	12,500.00	12,500.00	0.00	0.00	0.00	12,500.00	0
33100	Legal Services	175,000.00	175,000.00	9,880.82	68,067.07	0.00	106,932.93	39
35500	Travel	300.00	300.00	0.00	0.00	0.00	300.00	0
39900	Other Contracted Services	0.00	4,000.00	0.00	0.00	0.00	4,000.00	0
49900	Other Supplies & Materials	200.00	200.00	0.00	0.00	0.00	200.00	0
50500	Judgments	86,000.00	86,000.00	0.00	0.00	0.00	86,000.00	0
50600	Liability Insurance	104,421.00	104,421.00	0.00	94,845.00	0.00	9,576.00	91
51300	On the Job Injuries	168,543.00	168,543.00	4,710.95	167,576.68	0.00	966.32	99
52400	In-Service/Staff Development	15,000.00	15,000.00	1,519.67	3,708.78	0.00	11,291.22	25
59900	Other Charges	521,319.00	521,319.00	648.92	515,252.28	0.00	6,066.72	99
TOTALS:	Function: 72310 - Board of Education	1,567,271.00	1,655,196.00	33,560.81	903,701.67	0.00	751,494.33	55

COLLIERVILLE SCHOOLS

EXPENSES BY FUNCTION

Page: 12 of 22

01/14/2016

Report Code: BAT_GL_TEMPLATE

BATCH QUEUE ID 380398

12:39:25 PM

FOR DECEMBER, 2015

FUNCTION : 72320 - DIRECTOR OF SCHOOLS

OBJECT	DESCRIPTION	BUDGET AMOUNT	ADJUSTED BUDGET	CURRENT ACTIVITY	YTD ACTIVITY	REQUISITION / ENCUMBRANCE	UNENCUMBERED BALANCE	PERCENT ENCMBRD
10100	County Official/Administrative Officer	190,400.00	203,400.00	15,866.67	84,608.37	0.00	118,791.63	42
16100	Secretary(s)	55,963.00	58,363.00	4,663.58	25,631.89	0.00	32,731.11	44
18900	Other Salaries & Wages	15,000.00	15,000.00	0.00	0.00	0.00	15,000.00	0
20100	Social Security	16,205.00	17,159.00	265.90	1,224.20	0.00	15,934.80	7
20400	State Retirement	23,756.00	25,153.00	1,866.66	10,030.08	0.00	15,122.92	40
20600	Life Insurance	1,207.00	1,207.00	83.56	376.02	0.00	830.98	31
20700	Medical Insurance	28,000.00	28,000.00	2,354.86	10,596.87	0.00	17,403.13	38
20800	Dental Insurance - Supt	2,000.00	2,000.00	130.30	586.35	0.00	1,413.65	29
21200	Employer Medicare	3,790.00	4,013.00	294.64	1,584.75	0.00	2,428.25	39
29900	Other Fringe Benefits	5,550.00	5,550.00	462.50	2,775.00	0.00	2,775.00	50
32000	Dues & Memberships	9,920.00	9,920.00	400.00	8,502.00	0.00	1,418.00	86
34800	Postal Charges	20,889.00	20,541.00	0.00	1,891.21	0.00	18,649.79	9
39900	Other Contracted Services	2,000.00	2,000.00	0.00	0.00	0.00	2,000.00	0
43500	Office Supplies	1,500.00	1,500.00	0.00	424.24	165.74	910.02	39
52400	In-Service/Staff Development	10,000.00	10,000.00	717.93	4,946.55	0.00	5,053.45	49
59900	Other Charges	4,000.00	4,000.00	0.00	994.40	0.00	3,005.60	25
70100	Administration Equipment	4,000.00	4,348.00	0.00	4,302.12	0.00	45.88	99
TOTALS:	Function: 72320 - Director of Schools	394,180.00	412,154.00	27,106.60	158,474.05	165.74	253,514.21	38

COLLIERVILLE SCHOOLS

EXPENSES BY FUNCTION

Report Code: BAT_GL_TEMPLATE

BATCH QUEUE ID 380398

FOR DECEMBER, 2015

FUNCTION : 72410 - OFFICE OF THE PRINCIPAL

Page: 13 of 22

01/14/2016

12:39:25 PM

OBJECT	DESCRIPTION	BUDGET AMOUNT	ADJUSTED BUDGET	CURRENT ACTIVITY	YTD ACTIVITY	REQUISITION / ENCUMBRANCE	UNENCUMBERED BALANCE	PERCENT ENCMBRD
10401	Assistant Principals	1,642,669.00	1,642,669.00	142,728.77	750,042.03	0.00	892,626.97	46
10402	Elem/Md Principals	732,144.00	732,144.00	62,315.57	345,775.82	0.00	386,368.18	47
10403	Secondary/Vice Principals	194,087.00	194,087.00	17,173.92	93,847.01	0.00	100,239.99	48
11700	Career Ladder	9,000.00	9,000.00	4,500.00	4,500.00	0.00	4,500.00	50
16100	Secretary(s)	294,176.00	329,488.00	25,867.20	140,185.55	0.00	189,302.45	43
16200	Clerical Personnel	593,688.00	593,688.00	47,965.85	264,690.90	0.00	328,997.10	45
18900	Other Salaries & Wages	21,360.00	21,360.00	1,728.00	9,064.00	0.00	12,296.00	42
20100	Social Security	216,202.00	218,392.00	17,125.16	92,594.33	0.00	125,797.67	42
20400	State Retirement	315,347.00	318,620.00	27,312.85	145,367.67	0.00	173,252.33	46
20600	Life Insurance	16,802.00	16,974.00	1,417.34	6,277.83	0.00	10,696.17	37
20700	Medical Insurance	335,385.00	342,485.00	35,865.20	157,923.94	0.00	184,561.06	46
21200	Employer Medicare	50,563.00	51,075.00	4,005.06	21,655.03	0.00	29,419.97	42
32000	Dues & Memberships	5,319.00	10,000.00	6,750.00	8,500.00	0.00	1,500.00	85
35500	Travel	5,390.00	5,390.00	0.00	0.00	0.00	5,390.00	0
52400	In-Service/Staff Development	25,000.00	25,000.00	4,963.20	11,095.22	0.00	13,904.78	44
TOTALS:	Function: 72410 - Office of the Principal	4,457,132.00	4,510,372.00	399,718.12	2,051,519.33	0.00	2,458,852.67	45

COLLIERVILLE SCHOOLS

EXPENSES BY FUNCTION

Report Code: BAT_GL_TEMPLATE

BATCH QUEUE ID 380398

FOR DECEMBER, 2015

FUNCTION : 72510 - FISCAL SERVICES

Page: 14 of 22

01/14/2016

12:39:25 PM

OBJECT	DESCRIPTION	BUDGET AMOUNT	ADJUSTED BUDGET	CURRENT ACTIVITY	YTD ACTIVITY	REQUISITION / ENCUMBRANCE	UNENCUMBERED BALANCE	PERCENT ENCMBRD
10500	Supervisor/Director	111,800.00	111,800.00	9,316.67	52,486.24	0.00	59,313.76	47
11900	Accountants/Bookkeepers	115,152.00	155,395.00	12,978.56	74,518.10	0.00	80,876.90	48
16100	Secretary(s)	48,442.00	48,442.00	4,052.27	23,385.58	0.00	25,056.42	48
16200	Clerical Personnel	40,090.00	0.00	0.00	0.00	0.00	0.00	0
20100	Social Security	19,560.00	19,569.00	1,457.72	8,532.99	0.00	11,036.01	44
20400	State Retirement	29,245.00	29,260.00	2,442.40	13,958.77	0.00	15,301.23	48
20600	Life Insurance	1,540.00	1,540.00	128.92	580.14	0.00	959.86	38
20700	Medical Insurance	39,860.00	39,860.00	3,985.92	17,936.64	0.00	21,923.36	45
21200	Employer Medicare	4,575.00	4,577.00	340.92	1,995.65	0.00	2,581.35	44
32000	Dues & Memberships	2,015.00	2,015.00	159.00	1,725.00	0.00	290.00	86
35500	Travel	500.00	500.00	0.00	0.00	0.00	500.00	0
39900	Other Contracted Services	182,490.00	182,490.00	32,085.02	74,717.39	172.80	107,599.81	41
43500	Office Supplies	2,500.00	2,500.00	275.44	1,636.05	0.00	863.95	65
49900	Other Supplies & Materials	700.00	700.00	0.00	84.49	0.00	615.51	12
52400	In-Service/Staff Development	14,029.00	14,029.00	0.00	4,525.68	0.00	9,503.32	32
70100	Administration Equipment	9,144.00	9,144.00	0.00	7,421.51	0.00	1,722.49	81
TOTALS:	Function: 72510 - Fiscal Services	621,642.00	621,821.00	67,222.84	283,504.23	172.80	338,143.97	46

COLLIERVILLE SCHOOLS

EXPENSES BY FUNCTION

Report Code: BAT_GL_TEMPLATE

BATCH QUEUE ID 380398

FOR DECEMBER, 2015

FUNCTION : 72520 - HUMAN RESOURCES/PERSONNEL

Page: 15 of 22

01/14/2016

12:39:25 PM

OBJECT	DESCRIPTION	BUDGET AMOUNT	ADJUSTED BUDGET	CURRENT ACTIVITY	YTD ACTIVITY	REQUISITION / ENCUMBRANCE	UNENCUMBERED BALANCE	PERCENT ENCMBRD
10500	Supervisor/Director	86,882.00	86,882.00	7,494.17	41,532.54	0.00	45,349.46	48
16100	Secretary(s)	48,442.00	48,442.00	4,052.27	23,571.18	0.00	24,870.82	49
16200	Clerical Personnel	40,090.00	79,076.00	3,353.60	19,315.20	0.00	59,760.80	24
20100	Social Security	10,876.00	13,293.00	822.38	4,777.57	0.00	8,515.43	36
20400	State Retirement	16,061.00	19,675.00	1,364.00	7,733.70	0.00	11,941.30	39
20600	Life Insurance	856.00	1,046.00	72.80	327.60	0.00	718.40	31
20700	Medical Insurance	15,105.00	26,680.00	1,875.50	8,439.75	0.00	18,240.25	32
21000	Unemployment Compensation	51,679.00	51,679.00	0.00	0.00	0.00	51,679.00	0
21200	Employer Medicare	2,544.00	3,109.00	192.32	1,117.28	0.00	1,991.72	36
29900	Other Fringe Benefits	7,140.00	7,140.00	0.00	3,038.75	0.00	4,101.25	43
32000	Dues & Memberships	1,500.00	1,500.00	0.00	845.00	0.00	655.00	56
35500	Travel	740.00	740.00	0.00	0.00	0.00	740.00	0
39900	Other Contracted Services	4,000.00	12,145.00	2,022.25	2,022.25	0.00	10,122.75	17
41100	Data Processing Supplies	2,000.00	2,000.00	0.00	273.15	0.00	1,726.85	14
43500	Office Supplies	1,380.00	1,380.00	56.63	994.49	104.49	281.02	80
52400	In-Service/Staff Development	14,300.00	14,300.00	1,374.26	4,203.54	695.00	9,401.46	34
70100	Administration Equipment	3,200.00	4,568.00	1,399.00	3,164.00	0.00	1,404.00	69
TOTALS:	Function: 72520 - Human Resources/Personnel	306,795.00	373,655.00	24,079.18	121,356.00	799.49	251,499.51	33

COLLIERVILLE SCHOOLS

EXPENSES BY FUNCTION

Report Code: BAT_GL_TEMPLATE

BATCH QUEUE ID 380398

FOR DECEMBER, 2015

FUNCTION : 72610 - OPERATION OF PLANT

Page: 16 of 22

01/14/2016

12:39:25 PM

OBJECT	DESCRIPTION	BUDGET AMOUNT	ADJUSTED BUDGET	CURRENT ACTIVITY	YTD ACTIVITY	REQUISITION / ENCUMBRANCE	UNENCUMBERED BALANCE	PERCENT ENCMBRD
16600	Custodial Personnel	411,400.00	411,400.00	34,677.28	197,220.15	0.00	214,179.85	48
20100	Social Security	25,507.00	25,507.00	2,008.17	11,589.46	0.00	13,917.54	45
20400	State Retirement	38,137.00	38,137.00	3,214.61	18,309.25	0.00	19,827.75	48
20600	Life Insurance	2,250.00	2,250.00	167.94	755.73	0.00	1,494.27	34
20700	Medical Insurance	40,844.00	40,844.00	4,084.38	18,379.71	0.00	22,464.29	45
21200	Employer Medicare	5,965.00	5,965.00	469.64	2,710.49	0.00	3,254.51	45
32800	Janitorial Services	1,002,282.00	1,002,282.00	81,948.58	491,691.48	0.00	510,590.52	49
39900	Other Contracted Services	72,987.00	72,987.00	4,050.94	25,015.96	0.00	47,971.04	34
41000	Custodial Supplies	9,000.00	9,000.00	0.00	8,727.40	0.00	272.60	97
41500	Electricity	1,560,957.00	1,513,206.00	80,664.69	482,616.48	0.00	1,030,589.52	32
49900	Other Supplies & Materials	6,000.00	6,000.00	0.00	0.00	0.00	6,000.00	0
50200	Building & Content Insurance	163,384.00	163,384.00	0.00	156,575.00	0.00	6,809.00	96
52400	In-Service/Staff Development	258.00	258.00	0.00	0.00	0.00	258.00	0
59900	Other Charges	13,920.00	13,920.00	505.00	2,535.00	450.00	10,935.00	21
72000	Plant Operation Equipment	8,975.00	8,975.00	0.00	0.00	0.00	8,975.00	0
TOTALS:	Function: 72610 - Operation of Plant	3,361,866.00	3,314,115.00	211,791.23	1,416,126.11	450.00	1,897,538.89	43

COLLIERVILLE SCHOOLS

EXPENSES BY FUNCTION

Report Code: BAT_GL_TEMPLATE

BATCH QUEUE ID 380398

FOR DECEMBER, 2015

FUNCTION : 72620 - MAINTENANCE OF PLANT

Page: 17 of 22

01/14/2016

12:39:25 PM

OBJECT	DESCRIPTION	BUDGET AMOUNT	ADJUSTED BUDGET	CURRENT ACTIVITY	YTD ACTIVITY	REQUISITION / ENCUMBRANCE	UNENCUMBERED BALANCE	PERCENT ENCMBRD
10500	Supervisor/Director	160,045.00	160,045.00	13,817.33	77,424.73	0.00	82,620.27	48
16100	Secretary(s)	47,606.00	47,606.00	3,708.80	23,244.60	0.00	24,361.40	49
20100	Social Security	12,874.00	12,874.00	1,036.56	6,016.21	0.00	6,857.79	47
20400	State Retirement	12,083.00	12,083.00	936.46	5,618.04	0.00	6,464.96	46
20600	Life Insurance	500.00	500.00	50.70	228.15	0.00	271.85	46
20700	Medical Insurance	13,056.00	13,056.00	1,131.48	5,091.66	0.00	7,964.34	39
21200	Employer Medicare	3,011.00	3,011.00	242.42	1,406.99	0.00	1,604.01	47
33500	Maint & Repair-Building	50,000.00	200,000.00	3,990.48	67,569.31	31,622.05	100,808.64	50
33600	Maint & Repair-Equipment	5,000.00	76,290.00	0.00	3,488.11	0.00	72,801.89	5
35500	Travel	0.00	1,360.00	67.20	384.72	0.00	975.28	28
39900	Other Contracted Services	1,008,232.00	787,581.00	64,628.80	376,353.50	2,881.50	408,346.00	48
49900	Other Supplies & Materials	1,000.00	1,000.00	18.19	125.19	37.87	836.94	16
52400	In-Service/Staff Development	1,500.00	1,500.00	101.57	190.30	400.00	909.70	39
59900	Other Charges	5,000.00	4,040.00	0.00	122.91	2,000.00	1,917.09	53
70100	Administration Equipment	1,500.00	1,500.00	0.00	0.00	0.00	1,500.00	0
TOTALS:	Function: 72620 - Maintenance of Plant	1,321,407.00	1,322,446.00	89,729.99	567,264.42	36,941.42	718,240.16	46

COLLIERVILLE SCHOOLS

EXPENSES BY FUNCTION

Report Code: BAT_GL_TEMPLATE

BATCH QUEUE ID 380398

FOR DECEMBER, 2015

FUNCTION : 72710 - TRANSPORTATION

Page: 18 of 22

01/14/2016

12:39:25 PM

OBJECT	DESCRIPTION	BUDGET AMOUNT	ADJUSTED BUDGET	CURRENT ACTIVITY	YTD ACTIVITY	REQUISITION / ENCUMBRANCE	UNENCUMBERED BALANCE	PERCENT ENCMBRD
10500	Supervisor/Director	72,104.00	72,104.00	4,806.40	42,656.80	0.00	29,447.20	59
16200	Clerical Personnel	40,000.00	40,800.00	3,402.90	19,437.96	0.00	21,362.04	48
18900	Other Salaries & Wages	163,464.00	165,464.00	11,886.62	76,551.05	0.00	88,912.95	46
20100	Social Security	17,085.00	17,259.00	1,190.02	8,319.45	0.00	8,939.55	48
20400	State Retirement	12,978.00	13,238.00	1,101.82	5,881.00	0.00	7,357.00	44
20600	Life Insurance	683.00	697.00	57.98	260.91	0.00	436.09	37
20700	Medical Insurance	8,922.00	13,383.00	1,115.25	5,799.30	0.00	7,583.70	43
21200	Employer Medicare	3,996.00	4,036.00	278.32	1,945.71	0.00	2,090.29	48
31200	Contracts w Private Agencies	2,572,200.00	2,572,200.00	175,958.53	720,074.40	0.00	1,852,125.60	28
35500	Travel	2,128.00	2,128.00	55.05	629.67	0.00	1,498.33	30
39900	Other Contracted Services	64,970.00	64,970.00	0.00	918.75	0.00	64,051.25	1
41200	Diesel Fuel	366,000.00	366,000.00	25,080.41	100,899.43	0.00	265,100.57	28
42500	Gasoline	5,000.00	5,000.00	336.99	1,530.12	0.00	3,469.88	31
49900	Other Supplies & Materials	1,000.00	1,000.00	0.00	39.20	13.17	947.63	5
52400	In-Service/Staff Development	2,000.00	2,000.00	0.00	351.75	0.00	1,648.25	18
59900	Other Charges	300.00	300.00	0.00	0.00	0.00	300.00	0
70100	Administration Equipment	1,500.00	1,500.00	0.00	0.00	0.00	1,500.00	0
TOTALS:	Function: 72710 - Transportation	3,334,330.00	3,342,079.00	225,270.29	985,295.50	13.17	2,356,770.33	29

COLLIERVILLE SCHOOLS

EXPENSES BY FUNCTION

Report Code: BAT_GL_TEMPLATE

BATCH QUEUE ID 380398

FOR DECEMBER, 2015

FUNCTION : 72810 - CENTRAL AND OTHER

Page: 19 of 22

01/14/2016

12:39:25 PM

OBJECT	DESCRIPTION	BUDGET AMOUNT	ADJUSTED BUDGET	CURRENT ACTIVITY	YTD ACTIVITY	REQUISITION / ENCUMBRANCE	UNENCUMBERED BALANCE	PERCENT ENCMBRD
10500	Supervisor/Director	601,220.00	606,346.00	50,542.19	277,173.21	0.00	329,172.79	46
16200	Clerical Personnel	39,254.00	39,404.00	3,283.73	19,702.42	0.00	19,701.58	50
18900	Other Salaries & Wages	216,240.00	291,436.00	17,846.20	103,754.92	0.00	187,681.08	36
20100	Social Security	53,117.00	58,106.00	4,189.02	23,739.22	0.00	34,366.78	41
20400	State Retirement	78,034.00	85,483.00	6,559.39	36,606.41	0.00	48,876.59	43
20600	Life Insurance	4,437.00	4,830.00	349.40	1,520.18	0.00	3,309.82	31
20700	Medical Insurance	46,202.00	46,202.00	6,031.42	26,024.45	0.00	20,177.55	56
21200	Employer Medicare	12,423.00	13,589.00	979.67	5,551.78	0.00	8,037.22	41
30700	Communication	425,809.00	425,809.00	32,672.76	111,962.88	13,528.10	300,318.02	29
30800	Consultants	9,500.00	9,500.00	0.00	4,500.00	0.00	5,000.00	47
33600	Maint & Repair-Equipment	55,000.00	55,000.00	0.00	4,293.00	23,672.10	27,034.90	51
35500	Travel	3,500.00	3,500.00	188.32	835.44	0.00	2,664.56	24
39900	Other Contracted Services	243,130.00	288,984.00	15,225.43	58,116.32	43,358.34	187,509.34	35
43500	Office Supplies	43,000.00	43,000.00	307.99	17,949.87	2,974.00	22,076.13	49
49900	Other Supplies & Materials	22,500.00	22,500.00	0.00	17,656.19	788.23	4,055.58	82
52400	In-Service/Staff Development	63,300.00	63,300.00	3,070.02	13,709.33	0.00	49,590.67	22
59900	Other Charges	366,019.00	419,016.00	0.00	301,766.74	0.00	117,249.26	72
70100	Administration Equipment	139,700.00	134,338.00	0.00	24,703.81	196.33	109,437.86	19
79000	Other Equipment	59,000.00	23,240.00	0.00	6,310.89	0.00	16,929.11	27
TOTALS:	Function: 72810 - Central and Other	2,481,385.00	2,633,583.00	141,245.54	1,055,877.06	84,517.10	1,493,188.84	43

COLLIERVILLE SCHOOLS

EXPENSES BY FUNCTION

Report Code: BAT_GL_TEMPLATE

BATCH QUEUE ID 380398

FOR DECEMBER, 2015

FUNCTION : 76100 - REGULAR CAPITAL OUTLAY

Page: 20 of 22

01/14/2016

12:39:25 PM

OBJECT	DESCRIPTION	BUDGET AMOUNT	ADJUSTED BUDGET	CURRENT ACTIVITY	YTD ACTIVITY	REQUISITION / ENCUMBRANCE	UNENCUMBERED BALANCE	PERCENT ENCMBRD
30400	Architects	50,000.00	50,000.00	0.00	0.00	0.00	50,000.00	0
30800	Consultants	15,000.00	15,000.00	0.00	0.00	0.00	15,000.00	0
32100	Engineering Services	30,000.00	30,000.00	0.00	0.00	0.00	30,000.00	0
39900	Other Contracted Services	10,000.00	10,000.00	0.00	0.00	0.00	10,000.00	0
70700	Building Improvements	190,000.00	170,000.00	0.00	16,470.00	0.00	153,530.00	10
72400	Site Development	50,000.00	70,000.00	17,935.00	59,516.00	0.00	10,484.00	85
79900	Other Capital Outlay	700,000.00	700,000.00	0.00	24,773.00	0.00	675,227.00	4
TOTALS:	Function: 76100 - Regular Capital Outlay	1,045,000.00	1,045,000.00	17,935.00	100,759.00	0.00	944,241.00	10

COLLIERVILLE SCHOOLS

EXPENSES BY FUNCTION

BATCH QUEUE ID 380398

Page: 21 of 22

01/14/2016

12:39:25 PM

Report Code: BAT_GL_TEMPLATE

	BUDGET AMOUNT	ADJUSTED BUDGET	CURRENT ACTIVITY	YTD ACTIVITY	REQUISITION / ENCUMBRANCE	UNENCUMBERED BALANCE	PERCENT ENCMBRD
GRAND TOTAL:	66,497,805.00	67,101,323.00	5,254,415.70	27,531,423.19	191,243.95	39,378,655.86	41

SCHOOL NUTRITION

COLLIERVILLE SCHOOLS

REVENUE BY FUNC

Report Code: BAT_GL_TEMPLATE

BATCH QUEUE ID 380404

FOR DECEMBER, 2015

FUNCTION 1ST: 4 -

FUNCTION	DESCRIPTION	BUDGET AMOUNT	ADJUSTED BUDGET	CURRENT ACTIVITY	YTD ACTIVITY	REQUISITION / ENCUMBRANCE	UNENCUMBERED BALANCE	PERCENT ENCMBRD
43521	Lunch Payments Children	600,000.00	600,000.00	44,503.70	274,747.90	0.00	325,252.10	46
43522	Lunch Payments Adults	42,000.00	42,000.00	3,163.50	18,076.00	0.00	23,924.00	43
43523	Income from Breakfast	40,000.00	40,000.00	3,301.95	20,439.75	0.00	19,560.25	51
43525	Ala Carte Sales	460,000.00	460,000.00	28,094.00	168,626.20	0.00	291,373.80	37
44990	Other Local Revenue	245,657.00	245,657.00	18,696.11	112,294.78	0.00	133,362.22	46
46520	School Food Service	6,000.00	6,000.00	0.00	0.00	0.00	6,000.00	0
47111	USDA School Lunch Program	506,000.00	506,000.00	33,838.77	199,705.33	0.00	306,294.67	39
47113	Breakfast	85,000.00	85,000.00	6,362.68	36,977.14	0.00	48,022.86	44
TOTALS:	Function: 4 -	1,984,657.00	1,984,657.00	137,960.71	830,867.10	0.00	1,153,789.90	42

COLLIERVILLE SCHOOLS

REVENUE BY FUNC

BATCH QUEUE ID 380404

Report Code: BAT_GL_TEMPLATE

	BUDGET AMOUNT	ADJUSTED BUDGET	CURRENT ACTIVITY	YTD ACTIVITY	REQUISITION / ENCUMBRANCE	UNENCUMBERED BALANCE	PERCENT ENCMBRD
GRAND TOTAL:	1,984,657.00	1,984,657.00	137,960.71	830,867.10	0.00	1,153,789.90	42

COLLIERVILLE SCHOOLS

EXPENSES BY FUNCTION

Report Code: BAT_GL_TEMPLATE

BATCH QUEUE ID 380405

FOR DECEMBER, 2015

FUNCTION : 73100 - FOOD SERVICE

OBJECT	DESCRIPTION	BUDGET AMOUNT	ADJUSTED BUDGET	CURRENT ACTIVITY	YTD ACTIVITY	REQUISITION / ENCUMBRANCE	UNENCUMBERED BALANCE	PERCENT ENCMBRD
10500	Supervisor/Director	173,000.00	173,000.00	14,547.11	87,217.40	0.00	85,782.60	50
16200	Clerical Personnel	40,000.00	40,000.00	3,402.90	20,382.62	0.00	19,617.38	51
16501	Cafeteria Managers	257,280.00	257,280.00	21,760.00	116,480.00	0.00	140,800.00	45
16502	School Nutrition Technicians	373,862.00	373,862.00	31,996.80	159,475.20	0.00	214,386.80	43
20100	Social Security	52,337.00	52,337.00	3,982.78	21,802.72	0.00	30,534.28	42
20400	State Retirement	77,854.00	77,854.00	5,271.60	28,365.15	0.00	49,488.85	36
20600	Life Insurance	5,000.00	5,000.00	271.26	1,199.39	0.00	3,800.61	24
20700	Medical Insurance	180,672.00	180,672.00	11,620.88	50,308.67	0.00	130,363.33	28
21200	Employer Medicare	12,241.00	12,241.00	931.49	5,099.12	0.00	7,141.88	42
33600	Maint & Repair-Equipment	39,945.00	39,945.00	3,580.83	22,129.20	0.00	17,815.80	55
35400	Transportation - Food	5,000.00	5,000.00	0.00	0.00	0.00	5,000.00	0
35500	Travel	1,000.00	1,000.00	0.00	58.79	0.00	941.21	6
39900	Other Contracted Services	41,304.00	49,836.00	4,417.20	10,072.33	1,800.00	37,963.67	24
42200	Food Supplies	600,000.00	591,468.00	52,583.17	291,949.53	73,111.79	226,406.68	62
43500	Office Supplies	3,000.00	3,467.00	49.10	3,429.52	0.00	37.48	99
49900	Other Supplies & Materials	60,000.00	59,533.00	5,345.75	26,294.05	9,572.14	23,666.81	60
52400	In-Service/Staff Development	4,000.00	4,000.00	0.00	314.13	0.00	3,685.87	8
59900	Other Charges	24,400.00	24,400.00	0.00	1,424.00	3,784.00	19,192.00	21
71000	Food Service Equipment	33,762.00	33,762.00	0.00	3,834.10	0.00	29,927.90	11
TOTALS:	Function: 73100 - Food Service	1,984,657.00	1,984,657.00	159,760.87	849,835.92	88,267.93	1,046,553.15	47

COLLIERVILLE SCHOOLS

EXPENSES BY FUNCTION

Report Code: BAT_GL_TEMPLATE

BATCH QUEUE ID 380405

Page: 2 of 3

01/14/2016

1:06:09 PM

	BUDGET AMOUNT	ADJUSTED BUDGET	CURRENT ACTIVITY	YTD ACTIVITY	REQUISITION / ENCUMBRANCE	UNENCUMBERED BALANCE	PERCENT ENCMBRD
GRAND TOTAL:	1,984,657.00	1,984,657.00	159,760.87	849,835.92	88,267.93	1,046,553.15	47

FEDERAL PROGRAMS

COLLIERVILLE SCHOOLS

REVENUE BY FUNC

Report Code: BAT_GL_TEMPLATE

BATCH QUEUE ID 380625

FOR DECEMBER, 2015

PROJECT : 0106 - CONSOLIDATED ADMIN 2015-16

FUNCTION	DESCRIPTION	BUDGET AMOUNT	ADJUSTED BUDGET	CURRENT ACTIVITY	YTD ACTIVITY	REQUISITION / ENCUMBRANCE	UNENCUMBERED BALANCE	PERCENT ENCMBRD
47590	Other Federal Thru State	167,707.34	167,707.34	13,083.44	80,295.26	0.00	87,412.08	48
TOTALS:	Project: 0106 - Consolidated Admin 2015-16	167,707.34	167,707.34	13,083.44	80,295.26	0.00	87,412.08	48

COLLIERVILLE SCHOOLS

REVENUE BY FUNC

Report Code: BAT_GL_TEMPLATE

BATCH QUEUE ID 380625

FOR DECEMBER, 2015

PROJECT : 1005 - TITLE I, PART A, IMPROVING ACADEMIC ACHIEVEMENT

FUNCTION	DESCRIPTION	BUDGET AMOUNT	ADJUSTED BUDGET	CURRENT ACTIVITY	YTD ACTIVITY	REQUISITION / ENCUMBRANCE	UNENCUMBERED BALANCE	PERCENT ENCMBRD
47141	Title I - Grants to Local Education Agencies	104,141.43	104,141.43	0.00	104,141.42	0.00	0.01	100
TOTALS:	Project: 1005 - Title I, Part A, Improving Academic Achievement	104,141.43	104,141.43	0.00	104,141.42	0.00	0.01	100

COLLIERVILLE SCHOOLS

Report Code: BAT_GL_TEMPLATE

REVENUE BY FUNC

BATCH QUEUE ID 380625

FOR DECEMBER, 2015

PROJECT : 1006 - TITLE I 2015-16

FUNCTION	DESCRIPTION	BUDGET AMOUNT	ADJUSTED BUDGET	CURRENT ACTIVITY	YTD ACTIVITY	REQUISITION / ENCUMBRANCE	UNENCUMBERED BALANCE	PERCENT ENCMBRD
47141	Title I - Grants to Local Education Agencies	511,383.34	503,312.34	32,750.40	167,429.94	0.00	335,882.40	33
TOTALS:	Project: 1006 - Title I 2015-16	511,383.34	503,312.34	32,750.40	167,429.94	0.00	335,882.40	33

COLLIERVILLE SCHOOLS

REVENUE BY FUNC

Report Code: BAT_GL_TEMPLATE

BATCH QUEUE ID 380625

FOR DECEMBER, 2015

PROJECT : 2005 - TITLE II, PART A, TRAINING & RECRUITING

FUNCTION	DESCRIPTION	BUDGET AMOUNT	ADJUSTED BUDGET	CURRENT ACTIVITY	YTD ACTIVITY	REQUISITION / ENCUMBRANCE	UNENCUMBERED BALANCE	PERCENT ENCMBRD
47189	Title II - Professional Development	61,556.04	61,556.04	3,704.41	61,556.04	0.00	0.00	100
TOTALS:	Project: 2005 - Title II, Part A, Training & Recruiting	61,556.04	61,556.04	3,704.41	61,556.04	0.00	0.00	100

COLLIERVILLE SCHOOLS

REVENUE BY FUNC

Report Code: BAT_GL_TEMPLATE

BATCH QUEUE ID 380625

FOR DECEMBER, 2015

PROJECT : 2006 - TITLE II 2015-16

FUNCTION	DESCRIPTION	BUDGET AMOUNT	ADJUSTED BUDGET	CURRENT ACTIVITY	YTD ACTIVITY	REQUISITION / ENCUMBRANCE	UNENCUMBERED BALANCE	PERCENT ENCMBRD
47189	Title II - Professional Development	262,169.18	275,933.18	16,130.35	108,652.52	0.00	167,280.66	39
TOTALS:	Project: 2006 - Title II 2015-16	262,169.18	275,933.18	16,130.35	108,652.52	0.00	167,280.66	39

COLLIERVILLE SCHOOLS

REVENUE BY FUNC

Report Code: BAT_GL_TEMPLATE

BATCH QUEUE ID 380625

FOR DECEMBER, 2015

PROJECT : 3005 - TITLE III, PART A, ENGLISH LANGUAGE ACQUISITION

FUNCTION	DESCRIPTION	BUDGET AMOUNT	ADJUSTED BUDGET	CURRENT ACTIVITY	YTD ACTIVITY	REQUISITION/ ENCUMBRANCE	UNENCUMBERED BALANCE	PERCENT ENCMBRD
47146	English Language Acquisition Grants	20,515.29	20,515.29	540.14	20,216.29	0.00	299.00	99
TOTALS:	Project: 3005 - Title III, Part A, English Language Acquisition	20,515.29	20,515.29	540.14	20,216.29	0.00	299.00	99

COLLIERVILLE SCHOOLS

REVENUE BY FUNC

Report Code: BAT_GL_TEMPLATE

BATCH QUEUE ID 380625

FOR DECEMBER, 2015

PROJECT : 3006 - TITLE III 2015-16

FUNCTION	DESCRIPTION	BUDGET AMOUNT	ADJUSTED BUDGET	CURRENT ACTIVITY	YTD ACTIVITY	REQUISITION / ENCUMBRANCE	UNENCUMBERED BALANCE	PERCENT ENCMBRD
47146	English Language Acquisition Grants	25,330.33	26,907.98	2,365.45	4,181.80	0.00	22,726.18	16
TOTALS:	Project: 3006 - Title III 2015-16	25,330.33	26,907.98	2,365.45	4,181.80	0.00	22,726.18	16

COLLIERVILLE SCHOOLS

REVENUE BY FUNC

Report Code: BAT_GL_TEMPLATE

BATCH QUEUE ID 380625

FOR DECEMBER, 2015

PROJECT : 3115 - TITLE III, IMMIGRANT SUPPLEMENTAL

FUNCTION	DESCRIPTION	BUDGET AMOUNT	ADJUSTED BUDGET	CURRENT ACTIVITY	YTD ACTIVITY	REQUISITION / ENCUMBRANCE	UNENCUMBERED BALANCE	PERCENT ENCMBRD
47590	Other Federal Thru State	29,812.74	29,812.74	12,000.00	18,300.00	0.00	11,512.74	61
TOTALS:	Project: 3115 - Title III, Immigrant Supplemental	29,812.74	29,812.74	12,000.00	18,300.00	0.00	11,512.74	61

COLLIERVILLE SCHOOLS

REVENUE BY FUNC

Report Code: BAT_GL_TEMPLATE

BATCH QUEUE ID 380625

FOR DECEMBER, 2015

PROJECT : 3116 - TITLE III IMMIGRANT SUPP GRANT

FUNCTION	DESCRIPTION	BUDGET AMOUNT	ADJUSTED BUDGET	CURRENT ACTIVITY	YTD ACTIVITY	REQUISITION / ENCUMBRANCE	UNENCUMBERED BALANCE	PERCENT ENCMBRD
47590	Other Federal Thru State	4,067.14	4,067.14	0.00	0.00	0.00	4,067.14	0
TOTALS:	Project: 3116 - Title III Immigrant Supp Grant	4,067.14	4,067.14	0.00	0.00	0.00	4,067.14	0

COLLIERVILLE SCHOOLS

REVENUE BY FUNC

Report Code: BAT_GL_TEMPLATE

BATCH QUEUE ID 380625

FOR DECEMBER, 2015

PROJECT : 9005 - IDEA, PART B

FUNCTION	DESCRIPTION	BUDGET AMOUNT	ADJUSTED BUDGET	CURRENT ACTIVITY	YTD ACTIVITY	REQUISITION / ENCUMBRANCE	UNENCUMBERED BALANCE	PERCENT ENCMBRD
47143	Special Education - Grants to States	232,826.07	232,826.07	77.26	232,270.69	0.00	555.38	100
TOTALS:	Project: 9005 - IDEA, Part B	232,826.07	232,826.07	77.26	232,270.69	0.00	555.38	100

COLLIERVILLE SCHOOLS

REVENUE BY FUNC

Report Code: BAT_GL_TEMPLATE

BATCH QUEUE ID 380625

FOR DECEMBER, 2015

PROJECT : 9006 - IDEA PART B 2015-16

FUNCTION	DESCRIPTION	BUDGET AMOUNT	ADJUSTED BUDGET	CURRENT ACTIVITY	YTD ACTIVITY	REQUISITION / ENCUMBRANCE	UNENCUMBERED BALANCE	PERCENT ENCMBRD
47143	Special Education - Grants to States	1,483,838.00	1,483,838.00	112,335.14	566,319.49	0.00	917,518.51	38
TOTALS:	Project: 9006 - IDEA Part B 2015 -16	1,483,838.00	1,483,838.00	112,335.14	566,319.49	0.00	917,518.51	38

COLLIERVILLE SCHOOLS

REVENUE BY FUNC

BATCH QUEUE ID 380625

FOR DECEMBER, 2015

PROJECT : 9016 - IDEA DISCRETIONARY SUPP GRANT 2016

Page: 12 of 16

01/20/2016

4:31:05 PM

Report Code: BAT_GL_TEMPLATE

FUNCTION	DESCRIPTION	BUDGET AMOUNT	ADJUSTED BUDGET	CURRENT ACTIVITY	YTD ACTIVITY	REQUISITION / ENCUMBRANCE	UNENCUMBERED BALANCE	PERCENT ENCMBRD
47143	Special Education - Grants to States	5,881.90	5,881.90	0.00	5,881.90	0.00	0.00	100
TOTALS:	Project: 9016 - IDEA Discretionary Supp Grant 2016	5,881.90	5,881.90	0.00	5,881.90	0.00	0.00	100

COLLIERVILLE SCHOOLS

REVENUE BY FUNC

BATCH QUEUE ID 380625

FOR DECEMBER, 2015

PROJECT : 9105 - IDEA, PRESCHOOL

Page: 13 of 16

01/20/2016

4:31:05 PM

Report Code: BAT_GL_TEMPLATE

FUNCTION	DESCRIPTION	BUDGET AMOUNT	ADJUSTED BUDGET	CURRENT ACTIVITY	YTD ACTIVITY	REQUISITION / ENCUMBRANCE	UNENCUMBERED BALANCE	PERCENT ENCMBRD
47145	Special Education Preschool Grants	13,241.17	13,241.17	0.00	13,241.17	0.00	0.00	100
TOTALS:	Project: 9105 - IDEA, Preschool	13,241.17	13,241.17	0.00	13,241.17	0.00	0.00	100

COLLIERVILLE SCHOOLS

REVENUE BY FUNC

BATCH QUEUE ID 380625

FOR DECEMBER, 2015

PROJECT : 9106 - IDEA PRESCHOOL 2015-16

Page: 14 of 16

01/20/2016

4:31:05 PM

Report Code: BAT_GL_TEMPLATE

FUNCTION	DESCRIPTION	BUDGET AMOUNT	ADJUSTED BUDGET	CURRENT ACTIVITY	YTD ACTIVITY	REQUISITION / ENCUMBRANCE	UNENCUMBERED BALANCE	PERCENT ENCMBRD
47145	Special Education Preschool Grants	16,554.00	16,554.00	0.00	5,607.41	0.00	10,946.59	34
TOTALS:	Project: 9106 - IDEA Preschool 2015-16	16,554.00	16,554.00	0.00	5,607.41	0.00	10,946.59	34

COLLIERVILLE SCHOOLS

REVENUE BY FUNC

Report Code: BAT_GL_TEMPLATE

BATCH QUEUE ID 380625

Page: 15 of 16

01/20/2016

4:31:05 PM

	BUDGET AMOUNT	ADJUSTED BUDGET	CURRENT ACTIVITY	YTD ACTIVITY	REQUISITION / ENCUMBRANCE	UNENCUMBERED BALANCE	PERCENT ENCMBRD
GRAND TOTAL:	2,939,023.97	2,946,294.62	192,986.59	1,388,093.93	0.00	1,558,200.69	47

COLLIERVILLE SCHOOLS

EXPENSES BY FUNCTION

Report Code: BAT_GL_TEMPLATE

BATCH QUEUE ID 380626

FOR DECEMBER, 2015

PROJECT : 0106 - CONSOLIDATED ADMIN 2015-16

OBJECT	DESCRIPTION	BUDGET AMOUNT	ADJUSTED BUDGET	CURRENT ACTIVITY	YTD ACTIVITY	REQUISITION / ENCUMBRANCE	UNENCUMBERED BALANCE	PERCENT ENCMBRD
Function : 72210 - Regular Instruction Program Support								
10500	Supervisor/Director	86,882.00	86,882.00	7,183.01	43,098.10	0.00	43,783.90	50
16200	Clerical Personnel	39,405.00	39,405.00	3,283.73	19,218.14	0.00	20,186.86	49
18900	Other Salaries & Wages	6,413.00	6,413.00	505.44	3,032.64	0.00	3,380.36	47
20100	Social Security	8,228.00	8,228.00	655.95	3,965.82	0.00	4,262.18	48
20400	State Retirement	12,102.00	12,102.00	991.75	5,906.88	0.00	6,195.12	49
20600	Life Insurance	562.00	562.00	53.62	241.29	0.00	320.71	43
20700	Medical Insurance	0.00	0.00	223.05	223.05	0.00	-223.05	0
21200	Employer Medicare	1,925.00	1,925.00	153.41	927.47	0.00	997.53	48
52400	In-Service/Staff Development	4,000.00	4,000.00	0.00	1,889.83	0.00	2,110.17	47
79000	Other Equipment	5,000.00	5,000.00	0.00	449.49	0.00	4,550.51	9
TOTALS:	Function: 72210 - Regular Instruction Program Support	164,517.00	164,517.00	13,049.96	78,952.71	0.00	85,564.29	48
Function : 99100 - Transfers Out								
50400	Indirect Cost	3,190.34	3,190.34	256.53	1,565.60	0.00	1,624.74	49
TOTALS:	Function: 99100 - Transfers Out	3,190.34	3,190.34	256.53	1,565.60	0.00	1,624.74	49
TOTALS:	Project: 0106 - Consolidated Admin 2015-16	167,707.34	167,707.34	13,306.49	80,518.31	0.00	87,189.03	48

COLLIERVILLE SCHOOLS

EXPENSES BY FUNCTION

Page: 2 of 16

01/20/2016

4:31:35 PM

Report Code: BAT_GL_TEMPLATE

BATCH QUEUE ID 380626

FOR DECEMBER, 2015

PROJECT : 1005 - TITLE I, PART A, IMPROVING ACADEMIC ACHIEVEMENT

OBJECT	DESCRIPTION	BUDGET AMOUNT	ADJUSTED BUDGET	CURRENT ACTIVITY	YTD ACTIVITY	REQUISITION / ENCUMBRANCE	UNENCUMBERED BALANCE	PERCENT ENCMBRD
Function : 71100 - Regular Instruction Program								
42900	Instructional Supplies & Materials	87,824.34	84,845.33	0.00	84,845.33	0.00	0.00	100
72200	Reg Inst Equipment	14,560.60	8,261.39	0.00	8,261.39	0.00	0.00	100
TOTALS:	Function: 71100 - Regular Instruction Program	102,384.94	93,106.72	0.00	93,106.72	0.00	0.00	100
Function : 72210 - Regular Instruction Program Support								
52400	In-Service/Staff Development	0.00	9,154.71	0.00	9,154.71	0.00	0.00	100
TOTALS:	Function: 72210 - Regular Instruction Program Support	0.00	9,154.71	0.00	9,154.71	0.00	0.00	100
Function : 99100 - Transfers Out								
50400	Indirect Cost	1,756.49	1,880.00	0.00	1,880.00	0.00	0.00	100
TOTALS:	Function: 99100 - Transfers Out	1,756.49	1,880.00	0.00	1,880.00	0.00	0.00	100
TOTALS:	Project: 1005 - Title I, Part A, Improving Academic Achievement	104,141.43	104,141.43	0.00	104,141.43	0.00	0.00	100

COLLIERVILLE SCHOOLS

EXPENSES BY FUNCTION

Report Code: BAT_GL_TEMPLATE

BATCH QUEUE ID 380626

FOR DECEMBER, 2015

PROJECT : 1006 - TITLE I 2015-16

Page: 3 of 16

01/20/2016

4:31:35 PM

OBJECT	DESCRIPTION	BUDGET AMOUNT	ADJUSTED BUDGET	CURRENT ACTIVITY	YTD ACTIVITY	REQUISITION / ENCUMBRANCE	UNENCUMBERED BALANCE	PERCENT ENCMBRD
Function : 71100 - Regular Instruction Program								
11600	Teachers	239,060.00	242,560.00	19,980.99	99,904.95	0.00	142,655.05	41
16300	Educational Assistants	87,160.00	79,160.00	5,893.30	30,207.80	0.00	48,952.20	38
20100	Social Security	20,225.72	20,225.72	1,493.22	7,563.29	0.00	12,662.43	37
20400	State Retirement	29,690.02	29,690.02	2,336.71	11,750.14	0.00	17,939.88	40
20600	Life Insurance	2,600.00	2,600.00	126.76	559.47	0.00	2,040.53	22
20700	Medical Insurance	15,056.00	19,556.00	1,928.04	8,676.16	0.00	10,879.84	44
21200	Employer Medicare	4,730.37	4,730.37	349.22	1,768.86	0.00	2,961.51	37
42900	Instructional Supplies & Materials	51,420.41	43,342.64	0.00	243.40	0.00	43,099.24	1
72200	Reg Inst Equipment	25,000.00	25,000.00	0.00	0.00	0.00	25,000.00	0
TOTALS:	Function: 71100 - Regular Instruction Program	474,942.52	466,864.75	32,108.24	160,674.07	0.00	306,190.68	34
Function : 72130 - Other Student Support								
49900	Other Supplies & Materials	11,429.06	0.00	0.00	0.00	0.00	0.00	0
TOTALS:	Function: 72130 - Other Student Support	11,429.06	0.00	0.00	0.00	0.00	0.00	0
Function : 72210 - Regular Instruction Program Support								
49900	Other Supplies & Materials	0.00	11,594.09	0.00	0.00	0.00	11,594.09	0
52400	In-Service/Staff Development	15,474.83	15,474.83	0.00	3,472.93	125.00	11,876.90	23
TOTALS:	Function: 72210 - Regular Instruction Program Support	15,474.83	27,068.92	0.00	3,472.93	125.00	23,470.99	13
Function : 99100 - Transfers Out								
50400	Indirect Cost	9,536.93	9,378.67	642.16	3,282.94	0.00	6,095.73	35
TOTALS:	Function: 99100 - Transfers Out	9,536.93	9,378.67	642.16	3,282.94	0.00	6,095.73	35
TOTALS:	Project: 1006 - Title I 2015-16	511,383.34	503,312.34	32,750.40	167,429.94	125.00	335,757.40	33

COLLIERVILLE SCHOOLS

EXPENSES BY FUNCTION

Page: 4 of 16

01/20/2016

4:31:35 PM

Report Code: BAT_GL_TEMPLATE

BATCH QUEUE ID 380626

FOR DECEMBER, 2015

PROJECT : 2005 - TITLE II, PART A, TRAINING & RECRUITING

OBJECT	DESCRIPTION	BUDGET AMOUNT	ADJUSTED BUDGET	CURRENT ACTIVITY	YTD ACTIVITY	REQUISITION / ENCUMBRANCE	UNENCUMBERED BALANCE	PERCENT ENCMBRD
Function : 72210 - Regular Instruction Program Support								
52400	In-Service/Staff Development	53,817.28	57,449.06	1,670.30	57,449.06	0.00	0.00	100
52401	In Service/Staff Dev - Non Public	6,531.78	2,900.00	0.00	2,900.00	0.00	0.00	100
TOTALS:	Function: 72210 - Regular Instruction Program Support	60,349.06	60,349.06	1,670.30	60,349.06	0.00	0.00	100
Function : 99100 - Transfers Out								
50400	Indirect Cost	1,206.98	1,206.98	72.63	1,206.98	0.00	0.00	100
TOTALS:	Function: 99100 - Transfers Out	1,206.98	1,206.98	72.63	1,206.98	0.00	0.00	100
TOTALS:	Project: 2005 - Title II, Part A, Training & Recruiting	61,556.04	61,556.04	1,742.93	61,556.04	0.00	0.00	100

COLLIERVILLE SCHOOLS

EXPENSES BY FUNCTION

Report Code: BAT_GL_TEMPLATE

BATCH QUEUE ID 380626
FOR DECEMBER, 2015
PROJECT : 2006 - TITLE II 2015-16

Page: 5 of 16

01/20/2016

4:31:35 PM

OBJECT	DESCRIPTION	BUDGET AMOUNT	ADJUSTED BUDGET	CURRENT ACTIVITY	YTD ACTIVITY	REQUISITION / ENCUMBRANCE	UNENCUMBERED BALANCE	PERCENT ENCMBRD
Function : 72210 - Regular Instruction Program Support								
10500	Supervisor/Director	84,849.00	84,849.00	7,240.17	43,440.98	0.00	41,408.02	51
18900	Other Salaries & Wages	78,244.00	78,244.00	5,763.47	25,807.60	0.00	52,436.40	33
20100	Social Security	10,111.76	10,111.76	735.51	3,977.51	0.00	6,134.25	39
20400	State Retirement	14,743.60	14,743.60	1,175.56	6,260.17	0.00	8,483.43	42
20600	Life Insurance	345.00	345.00	63.88	294.44	0.00	50.56	85
20700	Medical Insurance	7,528.00	11,078.00	1,339.99	5,107.93	0.00	5,970.07	46
21200	Employer Medicare	2,364.85	2,364.85	172.02	930.20	0.00	1,434.65	39
30800	Consultants	15,000.00	15,000.00	0.00	2,334.00	4,927.00	7,739.00	48
52400	In-Service/Staff Development	23,275.14	43,275.14	1,284.95	14,934.25	3,000.00	25,340.89	41
52401	In Service/Staff Dev - Non Public	5,861.38	5,861.38	0.00	0.00	1,400.00	4,461.38	24
79000	Other Equipment	15,000.00	4,743.00	0.00	3,503.70	1,146.90	92.40	98
TOTALS:	Function: 72210 - Regular Instruction Program Support	257,322.73	270,615.73	17,775.55	106,590.78	10,473.90	153,551.05	43
Function : 99100 - Transfers Out								
50400	Indirect Cost	4,846.45	5,317.45	316.28	2,061.74	0.00	3,255.71	39
TOTALS:	Function: 99100 - Transfers Out	4,846.45	5,317.45	316.28	2,061.74	0.00	3,255.71	39
TOTALS:	Project: 2006 - Title II 2015-16	262,169.18	275,933.18	18,091.83	108,652.52	10,473.90	156,806.76	43

COLLIERVILLE SCHOOLS

EXPENSES BY FUNCTION

Report Code: BAT_GL_TEMPLATE

BATCH QUEUE ID 380626

FOR DECEMBER, 2015

Page: 6 of 16

01/20/2016

4:31:35 PM

PROJECT : 3005 - TITLE III, PART A, ENGLISH LANGUAGE ACQUISITION

OBJECT	DESCRIPTION	BUDGET AMOUNT	ADJUSTED BUDGET	CURRENT ACTIVITY	YTD ACTIVITY	REQUISITION / ENCUMBRANCE	UNENCUMBERED BALANCE	PERCENT ENCMBRD
Function : 72210 - Regular Instruction Program Support								
79000	Other Equipment	20,515.29	20,515.29	540.14	20,216.29	0.00	299.00	99
TOTALS:	Function: 72210 - Regular Instruction Program Support	20,515.29	20,515.29	540.14	20,216.29	0.00	299.00	99
TOTALS:	Project: 3005 - Title III, Part A, English Language Acquisition	20,515.29	20,515.29	540.14	20,216.29	0.00	299.00	99

COLLIERVILLE SCHOOLS

EXPENSES BY FUNCTION

Page: 7 of 16

01/20/2016

4:31:35 PM

Report Code: BAT_GL_TEMPLATE

BATCH QUEUE ID 380626

FOR DECEMBER, 2015

PROJECT : 3006 - TITLE III 2015-16

OBJECT	DESCRIPTION	BUDGET AMOUNT	ADJUSTED BUDGET	CURRENT ACTIVITY	YTD ACTIVITY	REQUISITION / ENCUMBRANCE	UNENCUMBERED BALANCE	PERCENT ENCMBRD
Function : 72210 - Regular Instruction Program Support								
19600	In-Service Training	11,000.00	0.00	0.00	0.00	0.00	0.00	0
49900	Other Supplies & Materials	13,833.66	13,833.66	469.06	2,249.80	817.51	10,766.35	22
52400	In-Service/Staff Development	0.00	11,000.00	1,850.00	1,850.00	0.00	9,150.00	17
79000	Other Equipment	0.00	1,577.65	0.00	0.00	0.00	1,577.65	0
TOTALS:	Function: 72210 - Regular Instruction Program Support	24,833.66	26,411.31	2,319.06	4,099.80	817.51	21,494.00	19
Function : 99100 - Transfers Out								
50400	Indirect Cost	496.67	496.67	46.39	82.00	0.00	414.67	17
TOTALS:	Function: 99100 - Transfers Out	496.67	496.67	46.39	82.00	0.00	414.67	17
TOTALS:	Project: 3006 - Title III 2015-16	25,330.33	26,907.98	2,365.45	4,181.80	817.51	21,908.67	19

COLLIERVILLE SCHOOLS

EXPENSES BY FUNCTION

Report Code: BAT_GL_TEMPLATE

BATCH QUEUE ID 380626

FOR DECEMBER, 2015

PROJECT : 3115 - TITLE III, IMMIGRANT SUPPLEMENTAL

Page: 8 of 16

01/20/2016

4:31:35 PM

OBJECT	DESCRIPTION	BUDGET AMOUNT	ADJUSTED BUDGET	CURRENT ACTIVITY	YTD ACTIVITY	REQUISITION / ENCUMBRANCE	UNENCUMBERED BALANCE	PERCENT ENCMBRD
Function : 72210 - Regular Instruction Program Support								
19600	In-Service Training	1,600.00	1,600.00	0.00	0.00	0.00	1,600.00	0
20100	Social Security	99.20	99.20	0.00	0.00	0.00	99.20	0
20400	State Retirement	144.64	144.64	0.00	0.00	0.00	144.64	0
21200	Employer Medicare	23.20	23.20	0.00	0.00	0.00	23.20	0
49900	Other Supplies & Materials	20,645.70	8,645.70	0.00	0.00	450.00	8,195.70	5
52400	In-Service/Staff Development	1,000.00	1,000.00	0.00	0.00	0.00	1,000.00	0
79000	Other Equipment	6,300.00	18,300.00	12,000.00	18,300.00	0.00	0.00	100
TOTALS:	Function: 72210 - Regular Instruction Program Support	29,812.74	29,812.74	12,000.00	18,300.00	450.00	11,062.74	63
TOTALS:	Project: 3115 - Title III, Immigrant Supplemental	29,812.74	29,812.74	12,000.00	18,300.00	450.00	11,062.74	63

COLLIERVILLE SCHOOLS

EXPENSES BY FUNCTION

Report Code: BAT_GL_TEMPLATE

BATCH QUEUE ID 380626

FOR DECEMBER, 2015

PROJECT : 3116 - TITLE III IMMIGRANT SUPP GRANT

Page: 9 of 16

01/20/2016

4:31:35 PM

OBJECT	DESCRIPTION	BUDGET AMOUNT	ADJUSTED BUDGET	CURRENT ACTIVITY	YTD ACTIVITY	REQUISITION / ENCUMBRANCE	UNENCUMBERED BALANCE	PERCENT ENCMBRD
Function : 71100 - Regular Instruction Program								
18900	Other Salaries & Wages	1,600.00	1,600.00	0.00	0.00	0.00	1,600.00	0
20100	Social Security	99.20	99.20	0.00	0.00	0.00	99.20	0
20400	State Retirement	144.64	144.64	0.00	0.00	0.00	144.64	0
21200	Employer Medicare	23.20	23.20	0.00	0.00	0.00	23.20	0
49900	Other Supplies & Materials	2,120.35	2,120.35	0.00	0.00	0.00	2,120.35	0
TOTALS:	Function: 71100 - Regular Instruction Program	3,987.39	3,987.39	0.00	0.00	0.00	3,987.39	0
Function : 99100 - Transfers Out								
50400	Indirect Cost	79.75	79.75	0.00	0.00	0.00	79.75	0
TOTALS:	Function: 99100 - Transfers Out	79.75	79.75	0.00	0.00	0.00	79.75	0
TOTALS:	Project: 3116 - Title III Immigrant Supp Grant	4,067.14	4,067.14	0.00	0.00	0.00	4,067.14	0

COLLIERVILLE SCHOOLS

EXPENSES BY FUNCTION

Report Code: BAT_GL_TEMPLATE

BATCH QUEUE ID 380626

FOR DECEMBER, 2015

PROJECT : 9005 - IDEA, PART B

Page: 10 of 16

01/20/2016

4:31:35 PM

OBJECT	DESCRIPTION	BUDGET AMOUNT	ADJUSTED BUDGET	CURRENT ACTIVITY	YTD ACTIVITY	REQUISITION / ENCUMBRANCE	UNENCUMBERED BALANCE	PERCENT ENCMBRD
Function : 71200 - Special Education Program								
32200	Evaluation & Testing	15,000.00	15,000.00	0.00	14,516.60	0.00	483.40	97
42900	Instructional Supplies & Materials	30,000.00	30,000.00	0.00	30,000.00	0.00	0.00	100
49900	Other Supplies & Materials	35,000.00	35,000.00	0.00	34,938.90	0.00	61.10	100
72500	Special Education Equipment	151,226.07	151,226.07	77.26	151,226.07	0.00	0.00	100
TOTALS:	Function: 71200 - Special Education Program	231,226.07	231,226.07	77.26	230,681.57	0.00	544.50	100
Function : 99100 - Transfers Out								
50400	Indirect Cost	1,600.00	1,600.00	0.00	1,589.11	0.00	10.89	99
TOTALS:	Function: 99100 - Transfers Out	1,600.00	1,600.00	0.00	1,589.11	0.00	10.89	99
TOTALS:	Project: 9005 - IDEA, Part B	232,826.07	232,826.07	77.26	232,270.68	0.00	555.39	100

COLLIERVILLE SCHOOLS

EXPENSES BY FUNCTION

Report Code: BAT_GL_TEMPLATE

BATCH QUEUE ID 380626

FOR DECEMBER, 2015

PROJECT : 9006 - IDEA PART B 2015-16

Page: 11 of 16

01/20/2016

4:31:35 PM

OBJECT	DESCRIPTION	BUDGET AMOUNT	ADJUSTED BUDGET	CURRENT ACTIVITY	YTD ACTIVITY	REQUISITION / ENCUMBRANCE	UNENCUMBERED BALANCE	PERCENT ENCMBRD
Function : 71200 - Special Education Program								
11600	Teachers	328,029.00	318,666.75	23,925.18	119,625.82	0.00	199,040.93	38
12800	Homebound Teachers	50,000.00	50,000.00	3,387.22	18,629.71	0.00	31,370.29	37
16300	Educational Assistants	535,601.00	573,495.81	47,356.75	243,369.97	0.00	330,125.84	42
20100	Social Security	56,428.00	59,228.58	4,252.44	21,913.57	0.00	37,315.01	37
20400	State Retirement	83,507.00	84,161.97	6,837.02	34,958.24	0.00	49,203.73	42
20600	Life Insurance	12,946.00	4,215.90	362.12	1,624.16	0.00	2,591.74	39
20700	Medical Insurance	187,160.00	101,609.41	8,457.72	38,591.94	0.00	63,017.47	38
21200	Employer Medicare	14,197.00	17,123.05	994.51	5,124.92	0.00	11,998.13	30
39900	Other Contracted Services	16,966.47	16,957.14	0.00	0.00	0.00	16,957.14	0
42900	Instructional Supplies & Materials	0.00	5,000.00	0.00	0.00	2,058.44	2,941.56	41
72500	Special Education Equipment	0.00	55,117.87	0.00	0.00	49,579.70	5,538.17	90
TOTALS:	Function: 71200 - Special Education Program	1,284,834.47	1,285,576.48	95,572.96	483,838.33	51,638.14	750,100.01	42
Function : 72220 - Special Education Program Support								
18900	Other Salaries & Wages	135,850.00	135,850.00	11,500.70	56,784.02	0.00	79,065.98	42
20100	Social Security	8,423.00	8,423.00	674.28	3,334.24	0.00	5,088.76	40
20400	State Retirement	12,281.00	12,281.00	1,053.92	5,202.80	0.00	7,078.20	42
20600	Life Insurance	554.00	554.00	55.98	249.74	0.00	304.26	45
20700	Medical Insurance	10,840.00	11,169.40	1,116.94	5,026.23	0.00	6,143.17	45
21200	Employer Medicare	1,970.00	1,970.00	157.71	779.84	0.00	1,190.16	40
TOTALS:	Function: 72220 - Special Education Program Support	169,918.00	170,247.40	14,559.53	71,376.87	0.00	98,870.53	42
Function : 99100 - Transfers Out								
50400	Indirect Cost	29,085.53	28,014.12	2,202.65	11,104.30	0.00	16,909.82	40
TOTALS:	Function: 99100 - Transfers Out	29,085.53	28,014.12	2,202.65	11,104.30	0.00	16,909.82	40
TOTALS:	Project: 9006 - IDEA Part B 2015 -16	1,483,838.00	1,483,838.00	112,335.14	566,319.50	51,638.14	865,880.36	42

COLLIERVILLE SCHOOLS

EXPENSES BY FUNCTION

Report Code: BAT_GL_TEMPLATE

BATCH QUEUE ID 380626

FOR DECEMBER, 2015

PROJECT : 9016 - IDEA DISCRETIONARY SUPP GRANT 2016

Page: 12 of 16

01/20/2016

4:31:35 PM

OBJECT	DESCRIPTION	BUDGET AMOUNT	ADJUSTED BUDGET	CURRENT ACTIVITY	YTD ACTIVITY	REQUISITION / ENCUMBRANCE	UNENCUMBERED BALANCE	PERCENT ENCMBRD
Function : 72220 - Special Education Program Support								
49900	Other Supplies & Materials	3,081.90	3,081.90	0.00	3,081.90	0.00	0.00	100
52400	In-Service/Staff Development	2,800.00	2,800.00	0.00	2,800.00	0.00	0.00	100
TOTALS:	Function: 72220 - Special Education Program Support	5,881.90	5,881.90	0.00	5,881.90	0.00	0.00	100
TOTALS:	Project: 9016 - IDEA Discretionary Supp Grant 2016	5,881.90	5,881.90	0.00	5,881.90	0.00	0.00	100

COLLIERVILLE SCHOOLS

EXPENSES BY FUNCTION

Report Code: BAT_GL_TEMPLATE

BATCH QUEUE ID 380626

FOR DECEMBER, 2015

PROJECT : 9105 - IDEA, PRESCHOOL

Page: 13 of 16

01/20/2016

4:31:35 PM

OBJECT	DESCRIPTION	BUDGET AMOUNT	ADJUSTED BUDGET	CURRENT ACTIVITY	YTD ACTIVITY	REQUISITION / ENCUMBRANCE	UNENCUMBERED BALANCE	PERCENT ENCMBRD
Function : 71200 - Special Education Program								
42900	Instructional Supplies & Materials	10,000.00	10,000.00	0.00	10,000.00	0.00	0.00	100
72500	Special Education Equipment	3,041.17	3,041.17	0.00	3,041.17	0.00	0.00	100
TOTALS:	Function: 71200 - Special Education Program	13,041.17	13,041.17	0.00	13,041.17	0.00	0.00	100
 Function : 99100 - Transfers Out								
50400	Indirect Cost	200.00	200.00	0.00	200.00	0.00	0.00	100
TOTALS:	Function: 99100 - Transfers Out	200.00	200.00	0.00	200.00	0.00	0.00	100
TOTALS:	Project: 9105 - IDEA, Preschool	13,241.17	13,241.17	0.00	13,241.17	0.00	0.00	100

COLLIERVILLE SCHOOLS

EXPENSES BY FUNCTION

Page: 14 of 16

01/20/2016

4:31:35 PM

Report Code: BAT_GL_TEMPLATE

BATCH QUEUE ID 380626

FOR DECEMBER, 2015

PROJECT : 9106 - IDEA PRESCHOOL 2015-16

OBJECT	DESCRIPTION	BUDGET AMOUNT	ADJUSTED BUDGET	CURRENT ACTIVITY	YTD ACTIVITY	REQUISITION / ENCUMBRANCE	UNENCUMBERED BALANCE	PERCENT ENCMBRD
Function : 71200 - Special Education Program								
42900	Instructional Supplies & Materials	5,906.00	5,905.88	0.00	4,078.51	1,827.37	0.00	100
72500	Special Education Equipment	9,000.00	9,000.00	0.00	1,328.43	4,730.00	2,941.57	67
TOTALS:	Function: 71200 - Special Education Program	14,906.00	14,905.88	0.00	5,406.94	6,557.37	2,941.57	80
Function : 72220 - Special Education Program Support								
52400	In-Service/Staff Development	1,500.00	1,500.00	0.00	116.57	0.00	1,383.43	8
TOTALS:	Function: 72220 - Special Education Program Support	1,500.00	1,500.00	0.00	116.57	0.00	1,383.43	8
Function : 99100 - Transfers Out								
50400	Indirect Cost	148.00	148.12	0.00	83.90	0.00	64.22	57
TOTALS:	Function: 99100 - Transfers Out	148.00	148.12	0.00	83.90	0.00	64.22	57
TOTALS:	Project: 9106 - IDEA Preschool 2015-16	16,554.00	16,554.00	0.00	5,607.41	6,557.37	4,389.22	73

COLLIERVILLE SCHOOLS

EXPENSES BY FUNCTION

BATCH QUEUE ID 380626

Page: 15 of 16

01/20/2016

4:31:35 PM

Report Code: BAT_GL_TEMPLATE

	BUDGET AMOUNT	ADJUSTED BUDGET	CURRENT ACTIVITY	YTD ACTIVITY	REQUISITION / ENCUMBRANCE	UNENCUMBERED BALANCE	PERCENT ENCMBRD
GRAND TOTAL:	2,939,023.97	2,946,294.62	193,209.64	1,388,316.99	70,061.92	1,487,915.71	49

DISCRETIONARY GRANTS

COLLIERVILLE SCHOOLS

REVENUE BY FUNC

BATCH QUEUE ID 380624

FOR DECEMBER, 2015

PROJECT : 8026 - COORDINATED SCHOOL HEALTH 2016

Page: 2 of 11

01/20/2016

4:29:44 PM

Report Code: BAT_GL_TEMPLATE

FUNCTION	DESCRIPTION	BUDGET AMOUNT	ADJUSTED BUDGET	CURRENT ACTIVITY	YTD ACTIVITY	REQUISITION / ENCUMBRANCE	UNENCUMBERED BALANCE	PERCENT ENCMBRD
46591	Coordinated School Health	90,000.00	90,000.00	4,405.39	34,033.11	0.00	55,966.89	38
TOTALS:	Project: 8026 - Coordinated School Health 2016	90,000.00	90,000.00	4,405.39	34,033.11	0.00	55,966.89	38

COLLIERVILLE SCHOOLS

REVENUE BY FUNC

Report Code: BAT_GL_TEMPLATE

BATCH QUEUE ID 380624

FOR DECEMBER, 2015

PROJECT : 8035 - TEACHER LEADER COUNCIL GRANT

FUNCTION	DESCRIPTION	BUDGET AMOUNT	ADJUSTED BUDGET	CURRENT ACTIVITY	YTD ACTIVITY	REQUISITION / ENCUMBRANCE	UNENCUMBERED BALANCE	PERCENT ENCMBRD
46590	Other State Education Funds	1,997.17	1,997.17	0.00	1,997.17	0.00	0.00	100
TOTALS:	Project: 8035 - Teacher Leader Council Grant	1,997.17	1,997.17	0.00	1,997.17	0.00	0.00	100

COLLIERVILLE SCHOOLS

REVENUE BY FUNC

BATCH QUEUE ID 380624

FOR DECEMBER, 2015

PROJECT : 8036 - AMERICA'S FARMERS GROW

Report Code: BAT_GL_TEMPLATE

FUNCTION	DESCRIPTION	BUDGET AMOUNT	ADJUSTED BUDGET	CURRENT ACTIVITY	YTD ACTIVITY	REQUISITION / ENCUMBRANCE	UNENCUMBERED BALANCE	PERCENT ENCMBRD
44990	Other Local Revenue	25,000.00	25,000.00	0.00	25,000.00	0.00	0.00	100
TOTALS:	Project: 8036 - America's Farmers Grow	25,000.00	25,000.00	0.00	25,000.00	0.00	0.00	100

COLLIERVILLE SCHOOLS

REVENUE BY FUNC

Report Code: BAT_GL_TEMPLATE

BATCH QUEUE ID 380624

FOR DECEMBER, 2015

PROJECT : 8040 - WAL-MART GRANT

FUNCTION	DESCRIPTION	BUDGET AMOUNT	ADJUSTED BUDGET	CURRENT ACTIVITY	YTD ACTIVITY	REQUISITION / ENCUMBRANCE	UNENCUMBERED BALANCE	PERCENT ENCMBRD
44990	Other Local Revenue	1,500.00	1,500.00	0.00	1,500.00	0.00	0.00	100
TOTALS:	Project: 8040 - Wal-Mart Grant	1,500.00	1,500.00	0.00	1,500.00	0.00	0.00	100

COLLIERVILLE SCHOOLS

REVENUE BY FUNC

BATCH QUEUE ID 380624

FOR DECEMBER, 2015

PROJECT : 8046 - RACE 4 THE VILLE

Page: 6 of 11

01/20/2016

4:29:44 PM

Report Code: BAT_GL_TEMPLATE

FUNCTION	DESCRIPTION	BUDGET AMOUNT	ADJUSTED BUDGET	CURRENT ACTIVITY	YTD ACTIVITY	REQUISITION / ENCUMBRANCE	UNENCUMBERED BALANCE	PERCENT ENCMBRD
44990	Other Local Revenue	2,250.00	2,250.00	0.00	6,599.00	0.00	-4,349.00	293
TOTALS:	Project: 8046 - Race 4 the Ville	2,250.00	2,250.00	0.00	6,599.00	0.00	-4,349.00	293

COLLIERVILLE SCHOOLS

REVENUE BY FUNC

BATCH QUEUE ID 380624

FOR DECEMBER, 2015

PROJECT : 8056 - SAFE SCHOOLS GRANT 2015-16

Page: 7 of 11

01/20/2016

4:29:44 PM

Report Code: BAT_GL_TEMPLATE

FUNCTION	DESCRIPTION	BUDGET AMOUNT	ADJUSTED BUDGET	CURRENT ACTIVITY	YTD ACTIVITY	REQUISITION / ENCUMBRANCE	UNENCUMBERED BALANCE	PERCENT ENCMBRD
46590	Other State Education Funds	38,580.00	38,580.00	0.00	0.00	0.00	38,580.00	0
TOTALS:	Project: 8056 - Safe Schools Grant 2015-16	38,580.00	38,580.00	0.00	0.00	0.00	38,580.00	0

COLLIERVILLE SCHOOLS

REVENUE BY FUNC

BATCH QUEUE ID 380624

FOR DECEMBER, 2015

PROJECT : 8066 - SPARK GRANT

Page: 8 of 11

01/20/2016

4:29:44 PM

Report Code: BAT_GL_TEMPLATE

FUNCTION	DESCRIPTION	BUDGET AMOUNT	ADJUSTED BUDGET	CURRENT ACTIVITY	YTD ACTIVITY	REQUISITION / ENCUMBRANCE	UNENCUMBERED BALANCE	PERCENT ENCMBRD
44990	Other Local Revenue	10,000.00	10,000.00	0.00	1,104.48	0.00	8,895.52	11
TOTALS:	Project: 8066 - Spark Grant	10,000.00	10,000.00	0.00	1,104.48	0.00	8,895.52	11

COLLIERVILLE SCHOOLS

REVENUE BY FUNC

BATCH QUEUE ID 380624

FOR DECEMBER, 2015

PROJECT : 8076 - HEALTHY HUNGER FREE KIDS ACT

Page: 9 of 11

01/20/2016

4:29:44 PM

Report Code: BAT_GL_TEMPLATE

FUNCTION	DESCRIPTION	BUDGET AMOUNT	ADJUSTED BUDGET	CURRENT ACTIVITY	YTD ACTIVITY	REQUISITION / ENCUMBRANCE	UNENCUMBERED BALANCE	PERCENT ENCMBRD
47114	USDA - Other	3,600.00	3,600.00	0.00	0.00	0.00	3,600.00	0
TOTALS:	Project: 8076 - Healthy Hunger Free Kids Act	3,600.00	3,600.00	0.00	0.00	0.00	3,600.00	0

COLLIERVILLE SCHOOLS

REVENUE BY FUNC

BATCH QUEUE ID 380624

Page: 10 of 11

01/20/2016

4:29:44 PM

Report Code: BAT_GL_TEMPLATE

	BUDGET AMOUNT	ADJUSTED BUDGET	CURRENT ACTIVITY	YTD ACTIVITY	REQUISITION / ENCUMBRANCE	UNENCUMBERED BALANCE	PERCENT ENCMBRD
GRAND TOTAL:	178,382.22	172,927.17	4,405.39	70,233.76	0.00	102,693.41	41

COLLIERVILLE SCHOOLS

EXPENSES BY FUNCTION

Page: 2 of 11

01/20/2016

4:27:32 PM

Report Code: BAT_GL_TEMPLATE

BATCH QUEUE ID 380622

FOR DECEMBER, 2015

PROJECT : 8026 - COORDINATED SCHOOL HEALTH 2016

OBJECT	DESCRIPTION	BUDGET AMOUNT	ADJUSTED BUDGET	CURRENT ACTIVITY	YTD ACTIVITY	REQUISITION / ENCUMBRANCE	UNENCUMBERED BALANCE	PERCENT ENCMBRD
Function : 72120 - Health Services								
18900	Other Salaries & Wages	29,171.00	15,171.00	0.00	2,250.00	0.00	12,921.00	15
20100	Social Security	1,808.60	940.60	0.00	129.11	0.00	811.49	14
20400	State Retirement	2,704.15	1,406.35	0.00	205.12	0.00	1,201.23	15
21200	Employer Medicare	422.98	219.98	0.00	30.18	0.00	189.80	14
35500	Travel	200.00	200.00	0.00	8.72	0.00	191.28	4
39900	Other Contracted Services	0.00	37,000.00	735.90	16,235.90	0.00	20,764.10	44
49900	Other Supplies & Materials	10,000.00	3,000.00	499.50	499.50	0.00	2,500.50	17
52400	In-Service/Staff Development	19,700.00	12,368.80	0.00	8,349.56	399.96	3,619.28	71
59900	Other Charges	0.00	3,700.00	0.00	200.00	0.00	3,500.00	5
73500	Health Equipment	25,993.27	15,993.27	10,399.49	13,354.52	0.00	2,638.75	84
TOTALS:	Function: 72120 - Health Services	90,000.00	90,000.00	11,634.89	41,262.61	399.96	48,337.43	46
TOTALS:	Project: 8026 - Coordinated School Health 2016	90,000.00	90,000.00	11,634.89	41,262.61	399.96	48,337.43	46

COLLIERVILLE SCHOOLS

EXPENSES BY FUNCTION

Page: 3 of 11

01/20/2016

4:27:32 PM

Report Code: BAT_GL_TEMPLATE

BATCH QUEUE ID 380622

FOR DECEMBER, 2015

PROJECT : 8035 - TEACHER LEADER COUNCIL GRANT

OBJECT	DESCRIPTION	BUDGET AMOUNT	ADJUSTED BUDGET	CURRENT ACTIVITY	YTD ACTIVITY	REQUISITION / ENCUMBRANCE	UNENCUMBERED BALANCE	PERCENT ENCMBRD
Function : 72210 - Regular Instruction Program Support								
52400	In-Service/Staff Development	1,997.17	1,997.17	0.00	0.00	0.00	1,997.17	0
TOTALS:	Function: 72210 - Regular Instruction Program Support	1,997.17	1,997.17	0.00	0.00	0.00	1,997.17	0
TOTALS:	Project: 8035 - Teacher Leader Council Grant	1,997.17	1,997.17	0.00	0.00	0.00	1,997.17	0

COLLIERVILLE SCHOOLS

EXPENSES BY FUNCTION

Page: 4 of 11

01/20/2016

4:27:32 PM

Report Code: BAT_GL_TEMPLATE

BATCH QUEUE ID 380622

FOR DECEMBER, 2015

PROJECT : 8036 - AMERICA'S FARMERS GROW

OBJECT	DESCRIPTION	BUDGET AMOUNT	ADJUSTED BUDGET	CURRENT ACTIVITY	YTD ACTIVITY	REQUISITION / ENCUMBRANCE	UNENCUMBERED BALANCE	PERCENT ENCMBRD
Function : 72210 - Regular Instruction Program Support								
39900	Other Contracted Services	3,625.00	3,625.00	0.00	0.00	2,032.00	1,593.00	56
49900	Other Supplies & Materials	20,015.46	20,015.46	0.00	0.00	0.00	20,015.46	0
79000	Other Equipment	1,359.54	1,359.54	0.00	424.71	0.00	934.83	31
TOTALS:	Function: 72210 - Regular Instruction Program Support	25,000.00	25,000.00	0.00	424.71	2,032.00	22,543.29	10
TOTALS:	Project: 8036 - America's Farmers Grow	25,000.00	25,000.00	0.00	424.71	2,032.00	22,543.29	10

COLLIERVILLE SCHOOLS

EXPENSES BY FUNCTION

BATCH QUEUE ID 380622

FOR DECEMBER, 2015

PROJECT : 8040 - WAL-MART GRANT

Page: 5 of 11

01/20/2016

4:27:32 PM

Report Code: BAT_GL_TEMPLATE

OBJECT	DESCRIPTION	BUDGET AMOUNT	ADJUSTED BUDGET	CURRENT ACTIVITY	YTD ACTIVITY	REQUISITION / ENCUMBRANCE	UNENCUMBERED BALANCE	PERCENT ENCMBRD
Function : 72210 - Regular Instruction Program Support								
49900	Other Supplies & Materials	1,200.00	1,200.00	0.00	0.00	0.00	1,200.00	0
59900	Other Charges	300.00	300.00	0.00	0.00	0.00	300.00	0
TOTALS:	Function: 72210 - Regular Instruction Program Support	1,500.00	1,500.00	0.00	0.00	0.00	1,500.00	0
TOTALS:	Project: 8040 - Wal-Mart Grant	1,500.00	1,500.00	0.00	0.00	0.00	1,500.00	0

COLLIERVILLE SCHOOLS

EXPENSES BY FUNCTION

BATCH QUEUE ID 380622

FOR DECEMBER, 2015

PROJECT : 8046 - RACE 4 THE VILLE

Page: 6 of 11

01/20/2016

4:27:32 PM

Report Code: BAT_GL_TEMPLATE

OBJECT	DESCRIPTION	BUDGET AMOUNT	ADJUSTED BUDGET	CURRENT ACTIVITY	YTD ACTIVITY	REQUISITION / ENCUMBRANCE	UNENCUMBERED BALANCE	PERCENT ENCMBRD
Function : 72120 - Health Services								
49900	Other Supplies & Materials	2,250.00	2,250.00	0.00	1,158.98	0.00	1,091.02	52
TOTALS:	Function: 72120 - Health Services	2,250.00	2,250.00	0.00	1,158.98	0.00	1,091.02	52
TOTALS:	Project: 8046 - Race 4 the Ville	2,250.00	2,250.00	0.00	1,158.98	0.00	1,091.02	52

COLLIERVILLE SCHOOLS

EXPENSES BY FUNCTION

Page: 7 of 11

01/20/2016

4:27:32 PM

Report Code: BAT_GL_TEMPLATE

BATCH QUEUE ID 380622

FOR DECEMBER, 2015

PROJECT : 8056 - SAFE SCHOOLS GRANT 2015-16

OBJECT	DESCRIPTION	BUDGET AMOUNT	ADJUSTED BUDGET	CURRENT ACTIVITY	YTD ACTIVITY	REQUISITION / ENCUMBRANCE	UNENCUMBERED BALANCE	PERCENT ENCMBRD
Function : 72130 - Other Student Support								
30900	Contracts w Govt Agencies	38,580.00	38,580.00	0.00	0.00	0.00	38,580.00	0
TOTALS:	Function: 72130 - Other Student Support	38,580.00	38,580.00	0.00	0.00	0.00	38,580.00	0
TOTALS:	Project: 8056 - Safe Schools Grant 2015-16	38,580.00	38,580.00	0.00	0.00	0.00	38,580.00	0

COLLIERVILLE SCHOOLS

EXPENSES BY FUNCTION

BATCH QUEUE ID 380622

FOR DECEMBER, 2015

PROJECT : 8066 - SPARK GRANT

Page: 8 of 11

01/20/2016

4:27:32 PM

Report Code: BAT_GL_TEMPLATE

OBJECT	DESCRIPTION	BUDGET AMOUNT	ADJUSTED BUDGET	CURRENT ACTIVITY	YTD ACTIVITY	REQUISITION / ENCUMBRANCE	UNENCUMBERED BALANCE	PERCENT ENCMBRD
Function : 72210 - Regular Instruction Program Support								
52400	In-Service/Staff Development	1,000.00	1,100.00	0.00	1,098.12	0.00	1.88	100
79000	Other Equipment	9,000.00	8,900.00	0.00	0.00	0.00	8,900.00	0
TOTALS:	Function: 72210 - Regular Instruction Program Support	10,000.00	10,000.00	0.00	1,098.12	0.00	8,901.88	11
TOTALS:	Project: 8066 - Spark Grant	10,000.00	10,000.00	0.00	1,098.12	0.00	8,901.88	11

COLLIERVILLE SCHOOLS

EXPENSES BY FUNCTION

Page: 9 of 11

01/20/2016

4:27:32 PM

Report Code: BAT_GL_TEMPLATE

BATCH QUEUE ID 380622

FOR DECEMBER, 2015

PROJECT : 8076 - HEALTHY HUNGER FREE KIDS ACT

OBJECT	DESCRIPTION	BUDGET AMOUNT	ADJUSTED BUDGET	CURRENT ACTIVITY	YTD ACTIVITY	REQUISITION / ENCUMBRANCE	UNENCUMBERED BALANCE	PERCENT ENCMBRD
Function : 73100 - Food Service								
39900	Other Contracted Services	3,000.00	3,000.00	3,000.00	3,000.00	0.00	0.00	100
71000	Food Service Equipment	600.00	600.00	0.00	0.00	0.00	600.00	0
TOTALS:	Function: 73100 - Food Service	3,600.00	3,600.00	3,000.00	3,000.00	0.00	600.00	83
TOTALS:	Project: 8076 - Healthy Hunger Free Kids Act	3,600.00	3,600.00	3,000.00	3,000.00	0.00	600.00	83

COLLIERVILLE SCHOOLS

EXPENSES BY FUNCTION

BATCH QUEUE ID 380622

Page: 10 of 11

01/20/2016

4:27:32 PM

Report Code: BAT_GL_TEMPLATE

	BUDGET AMOUNT	ADJUSTED BUDGET	CURRENT ACTIVITY	YTD ACTIVITY	REQUISITION / ENCUMBRANCE	UNENCUMBERED BALANCE	PERCENT ENCMBRD
GRAND TOTAL:	178,382.22	172,927.17	14,634.89	46,944.42	2,431.96	123,550.79	29

C.I.P.

COLLIERVILLE SCHOOLS

REVENUE BY FUNC

BATCH QUEUE ID 380402

FOR DECEMBER, 2015

PROJECT : 6115 - COLLIERVILLE HIGH - NEW SCHOOL

Report Code: BAT_GL_TEMPLATE

FUNCTION	DESCRIPTION	BUDGET AMOUNT	ADJUSTED BUDGET	CURRENT ACTIVITY	YTD ACTIVITY	REQUISITION / ENCUMBRANCE	UNENCUMBERED BALANCE	PERCENT ENCMBRD
49100	Bond Proceeds	8,192,740.50	8,314,350.50	0.00	4,819,224.84	0.00	3,495,125.66	58
TOTALS:	Project: 6115 - Collierville High - New School	8,192,740.50	8,314,350.50	0.00	4,819,224.84	0.00	3,495,125.66	58

COLLIERVILLE SCHOOLS

REVENUE BY FUNC

BATCH QUEUE ID 380402

FOR DECEMBER, 2015

PROJECT : 6510 - COLLIERVILLE HIGH RE-ROOFING

Report Code: BAT_GL_TEMPLATE

FUNCTION	DESCRIPTION	BUDGET AMOUNT	ADJUSTED BUDGET	CURRENT ACTIVITY	YTD ACTIVITY	REQUISITION / ENCUMBRANCE	UNENCUMBERED BALANCE	PERCENT ENCMBRD
49100	Bond Proceeds	303,468.98	303,468.98	0.00	269,501.90	0.00	33,967.08	89
TOTALS:	Project: 6510 - Collierville High Re-Roofing	303,468.98	303,468.98	0.00	269,501.90	0.00	33,967.08	89

COLLIERVILLE SCHOOLS

REVENUE BY FUNC

BATCH QUEUE ID 380402

Page: 3 of 4

01/14/2016

12:52:41 PM

Report Code: BAT_GL_TEMPLATE

	BUDGET AMOUNT	ADJUSTED BUDGET	CURRENT ACTIVITY	YTD ACTIVITY	REQUISITION / ENCUMBRANCE	UNENCUMBERED BALANCE	PERCENT ENCMBRD
GRAND TOTAL:	8,496,209.48	8,617,819.48	0.00	5,088,726.74	0.00	3,529,092.74	59

COLLIERVILLE SCHOOLS

EXPENSES BY FUNCTION

Report Code: BAT_GL_TEMPLATE

BATCH QUEUE ID 380403

FOR DECEMBER, 2015

PROJECT : 6115 - COLLIERVILLE HIGH - NEW SCHOOL

Page: 1 of 4

01/14/2016

1:03:17 PM

OBJECT	DESCRIPTION	BUDGET AMOUNT	ADJUSTED BUDGET	CURRENT ACTIVITY	YTD ACTIVITY	REQUISITION / ENCUMBRANCE	UNENCUMBERED BALANCE	PERCENT ENCMBRD
Function : 91300 - Education Capital Projects								
30400	Architects	4,163,642.50	4,163,642.50	263,573.22	1,045,601.10	0.00	3,118,041.40	25
32100	Engineering Services	51,135.00	51,135.00	545.00	38,113.93	0.00	13,021.07	75
33100	Legal Services	18,988.00	55,938.00	22,514.25	55,936.22	0.00	1.78	100
71500	Land	3,958,975.00	4,037,635.00	0.00	4,037,635.00	0.00	0.00	100
79900	Other Capital Outlay	6,000.00	6,000.00	6,000.00	6,000.00	0.00	0.00	100
TOTALS:	Function: 91300 - Education Capital Projects	8,198,740.50	8,314,350.50	292,632.47	5,183,286.25	0.00	3,131,064.25	62
TOTALS:	Project: 6115 - Collierville High - New School	8,198,740.50	8,314,350.50	292,632.47	5,183,286.25	0.00	3,131,064.25	62

COLLIERVILLE SCHOOLS

EXPENSES BY FUNCTION

Report Code: BAT_GL_TEMPLATE

BATCH QUEUE ID 380403

FOR DECEMBER, 2015

PROJECT : 6510 - COLLIERVILLE HIGH RE-ROOFING

Page: 2 of 4

01/14/2016

1:03:17 PM

OBJECT	DESCRIPTION	BUDGET AMOUNT	ADJUSTED BUDGET	CURRENT ACTIVITY	YTD ACTIVITY	REQUISITION / ENCUMBRANCE	UNENCUMBERED BALANCE	PERCENT ENCMBRD
Function : 91300 - Education Capital Projects								
30400	Architects	26,782.08	26,782.08	0.00	26,782.08	0.00	0.00	100
70700	Building Improvements	276,686.90	276,686.90	0.00	269,501.90	0.00	7,185.00	97
TOTALS:	Function: 91300 - Education Capital Projects	303,468.98	303,468.98	0.00	296,283.98	0.00	7,185.00	98
TOTALS:	Project: 6510 - Collierville High Re-Roofing	303,468.98	303,468.98	0.00	296,283.98	0.00	7,185.00	98

COLLIERVILLE SCHOOLS

EXPENSES BY FUNCTION

Report Code: BAT_GL_TEMPLATE

BATCH QUEUE ID 380403

Page: 3 of 4


01/14/2016

1:03:17 PM

	BUDGET AMOUNT	ADJUSTED BUDGET	CURRENT ACTIVITY	YTD ACTIVITY	REQUISITION / ENCUMBRANCE	UNENCUMBERED BALANCE	PERCENT ENCMBRD
GRAND TOTAL:	8,502,209.48	8,617,819.48	292,632.47	5,479,570.23	0.00	3,138,249.25	64

Digital Learning Update

Board Business Meeting
February 9, 2016



The Digital Journey

There is no “digital strategy” anymore, just strategy in a digital world - Twitter find

Digital Learning Teams

- Mission and Vision - Mr. Aitken
- Deployment Planning - Lisa Higgins
- Finance and Funding - Anita Hays
- Building the Environment - Zack Gillbrech
- Engaging the Community - Mr. Hansen
- Content and Instructional Practices - Louise Claney
- Professional Development - Sheryl Johnson
- Measuring Success - Mike Simpson
- Direct Responsible Individual - Russell Dyer

Digital Learning Timeline

- May 2015 - Visit to Apple HQ for initial information on our next steps
- Summer 2015 - Team that visited Apple continued to talk about process for moving forward
- September 2015 - Digital Learning teams were formed and discussions began on formatting our timeline
- October 2015 - Committees formed and executive committee met to form subcommittees
- November 2015 - Executive Committee visited Huntsville City Schools to see their implementation (Lenovo District)
- January 2016 - Executive Committee visited Coppell City Schools (TX) to see their implementation (Apple District)
- October 2015 - April 2016 - Sub-committee work is continuing
- March/April 2016 - Final recommendations will be presented to the School Board

Mission, Vision, Goals

- Mission - Prepare each student for success by providing necessary technology resources to effectively integrate technology into curriculum and instruction to improve student learning, increase learning opportunities, and encourage the use of different and innovative teaching methods.
- Vision - Collierville Schools will personalize learning by creating a student-centered learning environment where the use of modern technology is routine, transparent, and supports curricular goals.

Mission, Vision, Goals

- Goals -

Goal: Create a systemic staff development program to assist teachers in integrating technology and innovative thinking into curriculum and instruction.

Goal: Transform the school culture and instructional practices to encourage creative thinking and problem solving through the use of technology, and require student collaboration and communication using real world tools.

Goal: Assure that all stakeholders are informed and educated about the benefits and the necessity of shifting toward a digital environment.

Goal: Accommodate the needs and ongoing support of increased network usage by expanding the existing infrastructure.

Goal: Ensure that resources and staffing of district technology personnel are adequate to sustain an expanded digital environment.

Goal: Provide each student with equitable access to technological tools, resources, online assessments, and instruction.

Goal: Equip, educate, and inform students, teachers, and parents of the appropriate use of technological resources through digital citizenship.

Apple vs. Lenovo

- Lenovo:
 - ThinkPad Yoga 2 - around \$999 each
 - ThinkPad Yoga 11e - around \$560 each
 - Residual value is based on market value
 - Financing available through Lenovo Finance
 - Professional Development is train the trainer
 - Software included: LanSchool, Video Processing, Word Processing
 - Educational Apps - whatever is on Google Play or any website
 - Warranty - 3 years

Apple vs. Lenovo



- Apple:
- 11" MacBook Air - \$829
- 13" MacBook Air - \$929
- iPad Air 2 - \$574
- Residual value: Year 1 - 70%, Year 2 - 50%, Year 3 = 35% (estimate)
- Financing - Apple Lease or Purchase
- Professional Development - Apple Professional Learning and a dedicated Apple Specialist
- Software - Full Apple suite of apps and software
- Educational Apps - 85,000+
- Warranty - 3 years

Infrastructure Needs

- Current networking equipment and wireless data points are 6-8 years old.
- With changing technologies and more devices we need to move for the “coverage” model to “capacity” wireless model.
- Additional bandwidth from our ISP needed for technologies and applications.
- New network equipment, wireless access points, cabling, and higher capacity fiber optic backbone needed for current and future technology growth.
- One wireless access point per classroom to handle every student having at least one device.
- Estimated Cost - \$800,000 (no bids taken at this time)

Projected Device Costs

- District-Wide Estimate, iPad K-8
- 4th Grade - \$605,200
- 5th Grade - \$640,800
- 6th Grade - \$605,200
- 7th Grade - \$614,100
- Estimated Total: \$2,465,300



Digital Learning Next Steps

- Strategic Planning team has selected Apple as our Digital Learning vendor.
- Team must determine what type of device will be used in various grade spans.
- Team must determine where we will begin the Digital Learning initiative - middle school, elementary, high, etc.
- Team must configure a professional development schedule for teachers and school administrators.
- Team must continue to plan for the unknown!

Questions or Comments?

Collierville Schools Board of Education

Monitoring: Review: Annually, in November	Descriptor Term: Graduation Requirements	Descriptor Code: 4.605	Issued Date: 05/11/15
		Rescinds: 4.605	Issued: 06/10/14

1 To meet the requirements for graduation, a student shall have attained an approved attendance, conduct and subject
2 matter record which covers a planned program of education, and such record shall be kept on file in the high
3 school.

4 The program of studies shall include areas and content in these areas within State Board of Education Regulations
5 and shall be flexible enough to facilitate progress from one stage of development to another, thus providing for
6 more effective student adjustment.

7 The pattern of courses which shall be required of all students in grades nine (9) through twelve (12) shall be in
8 accordance with the Rules and Regulations of the State Board of Education and the Board of Education.

9 **Requirements for students entering the 9th grade during the 2009-2010 school year forward:¹**

10 Before graduation, every student shall [1] achieve the specified 22 units of credit; [2] take the required end of
11 course exams;⁵ [3] have satisfactory records of attendance and conduct, and [4] take a series of three (3)
12 examinations, administered each at the 8th, 10th and 11th grades.²

13 **Tennessee Education Requirements**

14 Following the implementation of the Tennessee Diploma Project in 2009, high school students must
15 complete 22 credits to graduate. They also will be tested in core subject areas with End of Course exams,
16 part of the Tennessee Comprehensive Assessment Program, or TCAP. Their performance on these
17 exams will factor into their semester grade for the course.

18 Total Required Credits: 22

- 19 • Math: 4 credits, including Algebra I, II, Geometry and a fourth high level math course (Students
20 must be enrolled in a mathematics course each school year.)
- 21 • English: 4 credits
- 22 • Science: 3 credits, including Biology, Chemistry or Physics, and a third lab course
- 23 • Social Studies: 3 credits
- 24 • Physical Education and Wellness: 1.5 credits
- 25 • Personal Finance: 0.5 credits
- 26 • Foreign Language: 2 credits (May be waived for students not going to a University to expand
27 and enhance the elective focus)
- 28 • Fine Arts: 1 credit (May be waived for students not going to a University to expand and enhance
29 the elective focus)

30 Elective Focus: 3 credits consisting of Advanced Placement(AP), Career and Technical Education, Fine
31 Arts, Humanities, Intervention, Liberal Arts, Math and Science, and STEM.

1 *Special Education Students*^{1, 4}

2 Special education students who successfully complete their Individualized Educational Program (IEP), pass the
3 required state standardized assessments and have satisfactory records of attendance and conduct shall be awarded
4 a regular diploma. A special education diploma shall be awarded to students who have satisfactorily completed
5 their IEP and who have satisfactory records of attendance and conduct, but who have not met the proficiency
6 testing requirements.

7 Special education students who do not meet the requirements for a high school diploma may be awarded an
8 occupational diploma if the student has:⁵

9

- 10 1. satisfactorily completed their IEP;
- 11 2. maintained satisfactory records of attendance and conduct;
- 12 3. completed the occupational diploma Skills, Knowledge, and Experience Mastery Assessment
13 (SKEMA);
- 14 4. completed at least four (4) years of high school; and
- 15 5. has two (2) years of paid or non-paid work experience.

16

17 The decision to attain an occupational diploma shall be made at the conclusion of the student's tenth (10th) grade
18 year, or two (2) academic years prior to the expected graduation date. Students who have received an occupational
19 diploma shall continue to make progress towards a high school diploma until the end of the school year in which
20 they turn twenty-two (22) years old.

21 **STUDENT LOAD**

22 All full time students in grades 9-12 shall be enrolled each semester in subjects that produce a minimum of five
23 units of credit for graduation per year. Students with hardships and gifted students may appeal this requirement to
24 the Director of Schools and then to the Board.⁴

Legal References

1. TRR/MS 0520-01-03-.06(1)
2. TCA 49-6-6001
3. TCA 49-6-6005
4. TRR/MS 0520-01-03-.03(6)
5. State Board of Education Policy 2.103

Cross References

Basic Curriculum Program 4.201
Class Ranking 4.602

Collierville Schools Board of Education

Monitoring: Review: Annually, in May	Descriptor Term: <h2 style="margin: 0;">Prevention and Treatment of Sudden Cardiac Arrest</h2>	Descriptor Code: 6.414	Issued Date: Click here to enter a date.
		Rescinds:	Issued:

1 Sudden cardiac arrest (SCA) is a condition in which the heartbeat stops abruptly and unexpectedly,
 2 preventing blood flow to the brain, the heart, and the rest of the body. In order to ensure the safety of
 3 students that participate in interscholastic athletics, it is imperative that student athletes, coaches, and
 4 parents are educated about the nature and treatment of sudden cardiac arrest. The Board recognizes that
 5 sudden cardiac arrest is a serious health issue and should be treated as such.

6 The Board adopts the guidelines and other pertinent information and forms developed by the Tennessee
 7 Department of Health to inform and educate coaches, school administrators, student athletes, and
 8 parent(s) / guardian(s) of the nature, risk and symptoms of sudden cardiac arrest. These guidelines and
 9 materials may be viewed on the Department of Health's website and shall be made available to interested
 10 parties through the Central Office.

11 This policy shall govern all activities and those individuals involved in those activities which constitute
 12 an organized athletic game or competition against another team or in practice or preparation for an
 13 organized game or competition. It does not govern those activities or individuals involved in those
 14 activities which are entered into for instructional purposes only or those that are incidental to a
 15 nonathletic program or lesson.

16 **REQUIRED TRAINING¹**

17 The director of schools shall ensure that each school's athletic director and coaches, employed or
 18 volunteer, annually complete the *National Federal of State High School Associations Elective Course*
 19 – *Sudden Cardiac Arrest* online course. This course may be accessed online at www.nfhslearn.com.

20 Prior to the annual initiation of practice or competition, the following persons must review and sign a
 21 sudden cardiac arrest information sheet approved by the Tennessee Department of Health: each school
 22 athletic director, licensed healthcare professionals (if appointed), and each coach, employed or volunteer.

23 In addition, prior to the annual initiation of practice or competition, all student athletes and their parent(s)
 24 / guardian(s) shall review the sudden cardiac arrest information sheet approved by the Tennessee
 25 Department of Health. A form confirming this review shall be signed and returned by the student athlete,
 26 if the athlete is eighteen (18) years of age or older; or by the student athlete's parent(s) / guardian(s), for
 27 athletes younger than eighteen (18) years of age.

28 All documentation of the completion of a sudden cardiac arrest education course program and signed
 29 sudden cardiac arrest information sheets shall be maintained by the director of schools or his/her
 30 designee for a period of three (3) years.

1 **Removal from Athletics¹**

2 Any student athlete who shows signs, symptoms and/or behaviors consistent with sudden cardiac arrest
3 during or after an athletic activity or competition shall be immediately removed for evaluation by a
4 licensed healthcare professional, if available, and if not, by a coach or other designated individuals.
5 Signs, symptoms and/or behaviors include, but are not limited to: passing out; fainting; unexplained
6 shortness of breath; chest pains; dizziness; racing heart rate; and extreme fatigue.

7 Student athletes who have been removed from an athletic activity or competition shall not return to any
8 supervised team activities involving physical exertion, including games, competitions, or practices, until
9 the student athlete has been evaluated by and received written clearance on forms approved by the
10 Department of Health from a licensed health care provider for a full or graduated return.

11

12

13

14

15

16

17

18

19

20

21

Legal References

1. Public Acts of 2015, Chapter No. 325

Cross References

**COLLIERVILLE SCHOOLS BOARD OF EDUCATION
RESOLUTION 2015-07**

A RESOLUTION TO AMEND THE 2015-2016 FISCAL YEAR ANNUAL GENERAL FUND BUDGET OF THE COLLIERVILLE SCHOOLS, A MUNICIPAL SCHOOL DISTRICT IN THE STATE OF TENNESSEE; PROVIDING AN EFFECTIVE DATE.

WHEREAS, the Tennessee Legislature passed Public Chapter No. 256 of the 2013 Public Acts to amend Title 49 relative to local educational agencies, including Tenn. Code Ann. § 49-2-127(b), which authorizes the governing body of a municipality to establish, by ordinance, a municipal board of education and compliance with Tenn. Code Ann. § 49-2-201; and

WHEREAS, the Collierville Schools were lawfully established by local ordinance pursuant to Tenn. Code Ann. § 49-2-106 and in compliance with Tenn. Code Ann. § 49-2-201; and

WHEREAS, The Collierville Schools Board of Education is an entity authorized pursuant to the laws of the state of Tennessee to operate a public school district within Shelby County, Tennessee; and

WHEREAS, Tenn. Code Ann. § 49-2-203(a) (10) (A)(i) requires the Board Of Education of the Collierville Schools to direct the Superintendent and the chair of the local board to prepare a budget on forms furnished by the Commissioner, and when the budget has been approved by the Collierville Schools Board of Education to then submit that budget to the Collierville Board of Mayor and Aldermen for their approval; and

WHEREAS, this amendment to the General Fund Budget does not change the total amount of the General Fund Budget, but only requires the transfer of funds from one portion of the budget to another.

NOW, THEREFORE, be it resolved by the Collierville Schools Board of Education:

Section 1. That the annual General Fund Budget of the 2015-2016 school year for the Collierville Schools as presented in official budget documents is hereby amended by reference in the following amounts with the following fund:

Funds Are Amended in the Following Categories:

(Please see attached documentation)

GENERAL FUND REVENUE BUDGET:	\$ 67,101,323
Total Net Change in General Fund Revenue Budget	\$ -0-
Total Amended General Fund Revenue Budget	\$ 67,101,323

Funds Are Amended In The Following Categories:

(Please see attached documentation)

GENERAL FUND EXPENDITURE BUDGET:	\$ 67,101.123
Total Net Change in General Fund Expenditure Budget	\$ -0-
Total Amended General Fund Expenditure Budget	\$ 67,101,323

Section 2. That the budget document required by law will be amended and submitted for approval to the Town of Collierville Board and Mayor of Aldermen, and, upon approval, shall be submitted as required to the State of Tennessee.

Section 3. That this resolution shall become effective November February 9, 2016 from and after its adoption by the Collierville Schools Board of Education.

Adopted this 9th day of February, 2016.

MARK HANSEN, CHAIRMAN

JOHN AITKEN, SUPERINTENDENT

APPROVED AS TO FORM:
MICHAEL MARSHALL, BOARD ATTORNEY

COLLIERVILLE SCHOOLS
GENERAL FUND BUDGET AMENDMENT #4
EXPLANATION OF LINE ITEM CHANGES

1/21/16

Revised 1/26/16

71100 Regular Instruction:

- Reduced Teacher salaries and benefits for amount transferred to Technology for two positions. See below in the 72810 Central and Other category for explanation of positions. Total transferred was \$61,326 for 9 pay periods of the 2015-16 fiscal year.

72210 Support Regular Instruction:

- Moved \$700 from Other Equipment to Travel (local mileage).

72810 Central and Other:

- Adding two positions in Technology:
 - School Based Technology Support
 - District Technology Analyst
- Transferred funding in the amount of \$61,326 for salaries and corresponding benefits from the 71100 Regular Instruction category for 9 pay periods of the 2015-16 fiscal year.

Collierville Schools
 General Fund Expenditures 2015-16
 Amendment #4
 Prepared 1-21-16

Function	Budget	Add	Subtract	Amended Budget
Function 71100 - Reg. Instruction	35,530,662.00		61,326.00	35,469,336.00
Function 71150 - Alternative Education	207,007.00			207,007.00
Function 71200 - Special Education	4,760,536.00			4,760,536.00
Function 71300 - Vocational Education	915,203.00			915,203.00
Function 72110 - Attendance	702,834.00			702,834.00
Function 72120 - Health Services	915,825.00			915,825.00
Function 72130 - Other Student Support	1,625,852.00			1,625,852.00
Function 72210 - Support Regular Instruction	1,875,856.00	700.00		1,875,856.00
Function 72220 - Support Special Education	1,303,373.00		700.00	1,303,373.00
Function 72230 - Support Vocational Education	33,754.00			33,754.00
Function 72310 - Board of Education	1,655,196.00			1,655,196.00
Function 72320 - Office of Superintendent	412,154.00			412,154.00
Function 72410 - Office of Principal	4,510,372.00			4,510,372.00
Function 72510 - Fiscal Services	621,821.00			621,821.00
Function 72520 - Human Resources	373,655.00			373,655.00
Function 72610 - Operation of Plant	3,314,115.00			3,314,115.00
Function 72620 - Maintenance of Plant	1,322,446.00			1,322,446.00
Function 72710 - Transportation	3,342,079.00			3,342,079.00
Function 72810 - Central and Other	2,633,583.00	61,326.00		2,694,909.00
Function 76100 - Regular Capital Outlay	1,045,000.00			1,045,000.00
	<u>67,101,323.00</u>	<u>62,026.00</u>	<u>62,026.00</u>	<u>67,101,323.00</u>

Collierville Schools
 Function 71100 - Reg. Instruction
 Amendment #4
 Prepared 1-21-16

Department 110

Object	Description	Budget	Add	Subtract	Amended	
					Budget	Budget
11600	Teachers	25,204,250.00		48,073.00	25,156,177.00	
11700	Career Ladder	121,000.00			121,000.00	
12700	Career Ladder Extended Contracts	50,000.00			50,000.00	
16300	Educational Assistant	516,482.00			516,482.00	
20100	Social Security	1,605,287.00		2,980.00	1,602,307.00	
20400	State Retirement	2,341,801.00		4,346.00	2,337,455.00	
20600	Life Insurance	111,249.00		234.00	111,015.00	
20700	Medical Insurance	2,313,012.00		4,996.00	2,308,016.00	
21200	Employer Medicare	375,430.00		697.00	374,733.00	
33600	Maint & Repair-Equipment	8,716.00			8,716.00	
39900	Other Contracted Services	625,522.00			625,522.00	
42900	Instructional Supplies & Materials	536,820.00			536,820.00	
44900	Textbooks	167,600.00			167,600.00	
49900	Other Supplies & Materials	19,880.00			19,880.00	
59901	Other Charges-Graduation	8,800.00			8,800.00	
59902	Other Charges Summer School	40,000.00			40,000.00	
72200	Reg. Instruction Equipment	144,245.00			144,245.00	
72200-281	Reg. Instruction Equipment	1,001,123.00			1,001,123.00	
72200-228	Reg. Instruction Equipment	39,445.00			39,445.00	
72217	Reg Ins. Equipment (Reimbursed)	300,000.00			300,000.00	
		35,530,662.00	-	61,326.00	35,469,336.00	

Collingville Schools
 Function 71150 - Alternative Education
 Amendment #4
 Prepared 1-21-16

Department 115

Object	Description	Budget	Add	Subtract	Amended Budget
11600	Teachers	-			-
12800	Homebound Teachers	30,000.00			30,000.00
20100	Social Security	1,860.00			1,860.00
20400	State Retirement	2,712.00			2,712.00
20600	Life Insurance	-			-
20700	Medical Insurance	-			-
21200	Employer Medicare	435.00			435.00
31100	Contracts with Other School Sys	150,000.00			150,000.00
39900	Other Contract Services	20,000.00			20,000.00
42900	Inst. Supplies & Material	1,500.00			1,500.00
59900	Other charges	500.00			500.00
		207,007.00	-	-	207,007.00

Collierville Schools
 Function 71200 - Special Education
 Amendment #4
 Prepared 1-21-16

Department 120

Object	Description	Budget	Add	Subtract	Amended Budget
11600	Teachers	2,235,015.00			2,235,015.00
11700	Career Ladder	8,000.00			8,000.00
16300	Educational Assistants	869,468.00			869,468.00
17100	Speech Pathologist	492,840.00			492,840.00
20100	Social Security	223,530.00			223,530.00
20400	State Retirement	327,921.00			327,921.00
20600	Life Insurance	17,750.00			17,750.00
20700	Medical Insurance	303,735.00			303,735.00
21200	Employer Medicare	52,277.00			52,277.00
31200	Contract W Private Agencies	80,000.00			80,000.00
33600	Maint. & Repair Equipment	5,000.00			5,000.00
39900	Other Contracted Services	60,000.00			60,000.00
42900	Instr. Supplies and Material	40,000.00			40,000.00
49900	Other Supplies & Materials	20,000.00			20,000.00
72500	Special Education Equipment	25,000.00			25,000.00
		<u>4,760,536.00</u>	-	-	<u>4,760,536.00</u>

Collierville Schools
 Function 71300 - Vocational Education
 Amendment #4
 Prepared 1-21-16

Department 130

Object	Description	Budget	Add	Subtract	Amended Budget
11600	Teachers	685,075.00			685,075.00
11700	Career Ladder	2,000.00			2,000.00
20100	Social Security	42,599.00			42,599.00
20400	State Retirement	62,112.00			62,112.00
20600	Life Insurance	3,000.00			3,000.00
20700	Medical Insurance	78,336.00			78,336.00
21200	Employer Medicare	9,963.00			9,963.00
33600	Maint. & Repair Equipment	4,307.00			4,307.00
42900	Instr. Supplies and Material	10,475.00			10,475.00
44900	Textbooks	4,500.00			4,500.00
49900	Other Supplies and Materials	2,500.00			2,500.00
73000	Vocational Equipment	10,336.00			10,336.00
		<u>915,203.00</u>	-	-	<u>915,203.00</u>

Collerville Schools
Function 72110 - Attendance
Amendment #4
Prepared 1-21-16

Department 211

Object	Description	Budget	Add	Subtract	Amended Budget
10500	Supervisor/Director	295,130.00			295,130.00
16100	Secretary(s)	47,606.00			47,606.00
16200	Clerical Personnel	39,254.00			39,254.00
18900	Other Salaries & Wages	76,720.00			76,720.00
20100	Social Security	28,440.00			28,440.00
20400	State Retirement	41,667.00			41,667.00
20600	Life Insurance	2,239.00			2,239.00
20700	Medical Insurance	43,617.00			43,617.00
21200	Employers Medicare	6,651.00			6,651.00
35500	Travel	2,000.00			2,000.00
39900	Other Contracted Services	73,000.00			73,000.00
39900-214	Other Contracted Services	33,510.00			33,510.00
49900	Other Supplies and Materials	1,000.00			1,000.00
52400	In-Service/Staff Development	6,000.00			6,000.00
59900	Other Charges	500.00			500.00
70400	Attendance Equipment	5,500.00			5,500.00
		702,834.00	-	-	702,834.00

Collierville Schools
Function 72120 - Health Services
Amendment #4
Prepared 1-21-16

Department 212

Object	Description	Budget	Add	Subtract	Amended Budget
13100	Medical Personnel	440,544.00			440,544.00
18900	Other Salaries and Wages	236,653.00			236,653.00
20100	Social Security	41,986.00			41,986.00
20400	State Retirement	56,882.00			56,882.00
20600	Life Insurance	2,983.00			2,983.00
20700	Medical Insurance	92,558.00			92,558.00
21200	Employer Medicare	9,819.00			9,819.00
35500	Travel	300.00			300.00
39900	Other Contracted Services	7,600.00			7,600.00
49900	Other Supplies and Materials	13,000.00			13,000.00
52400	In-Service/Staff Development	2,500.00			2,500.00
59000	Other Charges	5,000.00			5,000.00
73500	Health Equipment	6,000.00			6,000.00
		915,825.00	-	-	915,825.00

Collierville Schools
 Function 72130 - Other Student Support
 Amendment #4
 Prepared 1-21-16

Department 213

Object	Description	Budget	Add	Subtract	Amended Budget
11700	Career Ladder	2,000.00			2,000.00
12300	Guidance Personnel	1,170,868.00			1,170,868.00
18900	Other Salaries & Wages	45,000.00			45,000.00
20100	Social Security	75,508.00			75,508.00
20400	State Retirement	110,095.00			110,095.00
20600	Life Insurance	5,714.00			5,714.00
20700	Medical Insurance	88,479.00			88,479.00
21200	Employer Medicare	17,659.00			17,659.00
32200	Evaluation & Testing	109,279.00			109,279.00
49900	Other Supplies and Materials	750.00			750.00
52400	In-Service/Staff Development	500.00			500.00
		<u>1,625,852.00</u>	-	-	<u>1,625,852.00</u>

Collierville Schools
 Function 72210 - Support Regular Instruction
 Amendment #4
 Prepared 1-21-16

Department 221

Object	Description	Budget		Amended	
		Budget	Add	Subtract	Budget
10500	Supervisor/Director	307,919.00			307,919.00
11700	Career Ladder	18,000.00			18,000.00
12900	Librarian's	602,984.00			602,984.00
13600-228	Audiovisual Personnel	1,000.00			1,000.00
13700	Education Media Personnel	26,500.00			26,500.00
13700-228	Education Media Personnel	26,500.00			26,500.00
13800-281	Instructional Computer Personnel	257,376.00			257,376.00
16100	Secretary(s)	47,606.00			47,606.00
16200	Clerical Personnel	39,254.00			39,254.00
18900	Other Salaries & Wages	70,647.00			70,647.00
18900-228	Other Salaries & Wages	12,500.00			12,500.00
19600	In-Service Training	6,000.00			6,000.00
20100	Social Security	69,372.00			69,372.00
20100-228	Social Security	2,418.00			2,418.00
20100-281	Social Security	15,957.00			15,957.00
20400	State Retirement	101,410.00			101,410.00
20400-228	State Retirement	3,587.00			3,587.00
20400-281	State Retirement	23,267.00			23,267.00
20600	Life Insurance	5,060.00			5,060.00
20600-228	Life Insurance	124.00			124.00
20600-281	Life Insurance	1,000.00			1,000.00
20700	Medical Insurance	52,712.00			52,712.00
20700-228	Medical Insurance	4,056.00			4,056.00
20700-281	Medical Insurance	30,112.00			30,112.00
21200	Employer Medicare	16,224.00			16,224.00
21200-228	Employer Medicare	566.00			566.00
21200-281	Employer Medicare	3,732.00			3,732.00
30700-228	Communication	800.00			800.00
30800	Consultants	30,000.00			30,000.00
33600-228	Maint & Repair - Equipment	1,750.00			1,750.00
35500	Travel	500.00	700.00		1,200.00
43200	Library Books/Materials	45,000.00			45,000.00
42900-228	Instructional Supplies & Materials	600.00			600.00
49900	Other Supplies & Materials	5,000.00			5,000.00
52400	In-Service/Staff Development	35,323.00			35,323.00
52400-228	In-Service/Staff Development	1,000.00			1,000.00
59900	Other Charges	2,000.00			2,000.00
79000	Other Equipment	8,000.00		700.00	7,300.00
		<u>1,875,856.00</u>	<u>700.00</u>	<u>700.00</u>	<u>1,875,856.00</u>

Collerville Schools
Function 72220 - Support Special Education
Amendment #4
Prepared 1-21-16

Department 222

Object	Description	Budget	Add	Subtract	Amended
					Budget
10500	Supervisor/Director	168,174.00			168,174.00
11700	Career Ladder	3,000.00			3,000.00
12400	Psychological Personnel	234,645.00			234,645.00
16200	Clerical Personnel	296,294.00			296,294.00
20100	Social Security	43,531.00			43,531.00
20400	State Retirement	64,152.00			64,152.00
20600	Life Insurance	3,500.00			3,500.00
20700	Medical Insurance	54,860.00			54,860.00
21200	Employer Medicare	10,181.00			10,181.00
30800	Consultants	9,723.00			9,723.00
35500	Travel	3,000.00			3,000.00
39900	Other Contracted Services	346,968.00			346,968.00
49900	Other Supplies & Materials	20,000.00			20,000.00
52400	In-Service/Staff Development	25,000.00			25,000.00
59900	Other Charges	345.00			345.00
79000	Other Equipment	20,000.00			20,000.00
		<u>1,303,373.00</u>	-	-	<u>1,303,373.00</u>

Collierville Schools
Function 72230 - Support Vocational Education
Amendment #4
Prepared 1-21-16

Department 223

Object	Description	Budget	Add	Subtract	Amended Budget
39900	Other Contracted Services	33,754.00	-	-	33,754.00
		33,754.00	-	-	33,754.00

Collierville Schools
Function 72310 - Board of Education
Amendment #4
Prepared 1-21-16

Department 231

Object	Description	Budget	Add	Subtract	Amended
					Budget
18900	Other Salaries & wages	12,000.00			12,000.00
20100	Social Security	744.00			744.00
20600	Life Insurance	23,530.00			23,530.00
20700	Medical Insurance	57,965.00			57,965.00
21500	Contributions for OPEB	425,000.00			425,000.00
21200	Employer Medicare	174.00			174.00
30500	Audit Services	48,500.00			48,500.00
32000	Dues & Membership	12,500.00			12,500.00
33100	Legal Services	175,000.00			175,000.00
35500	Travel	300.00			300.00
39900	Other Contracted Services	4,000.00			4,000.00
49900	Other Supplie & Materials	200.00			200.00
50500	Judgements	86,000.00			86,000.00
50600	Liability Insurance	104,421.00			104,421.00
51300	On the Job Injuries	168,543.00			168,543.00
52400	In-Service/Staff Development	15,000.00			15,000.00
59900	Other Charges	521,319.00			521,319.00
		<u>1,655,196.00</u>	-	-	<u>1,655,196.00</u>

Collierville Schools
 Function 72320 - Office of Superintendent
 Amendment #4
 Prepared 1-21-16

Department 232

Object	Description	Budget	Add	Subtract	Amended Budget
10100	County Official/Admin Officer	203,400.00			203,400.00
16100	Secretary's	58,363.00			58,363.00
18900	Other Salaries & Wages	15,000.00			15,000.00
20100	Social Security	17,159.00			17,159.00
20400	State Retirement	25,153.00			25,153.00
20600	Life Insurance	1,207.00			1,207.00
20700	Medical Insurance	28,000.00			28,000.00
20800	Dental Insurance - Supt.	2,000.00			2,000.00
21200	Employer Medicare	4,013.00			4,013.00
29900	Other Fringe Benefits	5,550.00			5,550.00
32000	Dues & Membership	9,920.00			9,920.00
34800	Postal charges	20,889.00			20,889.00
39900	Other Contracted Services	2,000.00			2,000.00
43500	Office Supplies	1,500.00			1,500.00
52400	In-Service/Staff Development	10,000.00			10,000.00
59900	Other Charges	4,000.00			4,000.00
70100	Administration Equipment	4,000.00			4,000.00
		412,154.00	-	-	412,154.00

Collierville Schools
Function 72410 - Office of Principal
Amendment #4
Prepared 1-21-16

Department 241

Object	Description	Budget	Add	Subtract	Amended Budget
10401	Assistant Principals	1,642,669.00			1,642,669.00
10402	Elem/Middle Principals	732,144.00			732,144.00
10403	Secondary/Vice Principals	194,087.00			194,087.00
11700	Career Ladder	9,000.00			9,000.00
16100	Secretary(s)	329,488.00			329,488.00
16200	Clerical Personnel	593,688.00			593,688.00
18900	Lunch Room Monitors	21,360.00			21,360.00
20100	Social Security	218,392.00			218,392.00
20400	State Retirement	318,620.00			318,620.00
20600	Life Insurance	16,974.00			16,974.00
20700	Medical Insurance	342,485.00			342,485.00
21200	Employer Medicare	51,075.00			51,075.00
32000	Dues & Membership	10,000.00			10,000.00
35500	Travel	5,390.00			5,390.00
52400	In-Service/Staff Development	25,000.00			25,000.00
		<u>4,510,372.00</u>	-	-	<u>4,510,372.00</u>

Collierville Schools
 Function 72510 - Fiscal Services
 Amendment #4
 Prepared 1-21-16

Department 251

Object	Description	Budget	Add	Subtract	Amended Budget
10500	Supervisor/Director	111,800.00			111,800.00
11900	Accountants/Bookkeepers	155,395.00			155,395.00
16100	Secretaries	48,442.00			48,442.00
16200	Clerical Personnel	-			-
20100	Social Security	19,569.00			19,569.00
20400	State Retirement	29,260.00			29,260.00
20600	Life Insurance	1,540.00			1,540.00
20700	Medical Insurance	39,860.00			39,860.00
21200	Employer Medicare	4,577.00			4,577.00
32000	Dues & Membership	2,015.00			2,015.00
35500	Travel	500.00			500.00
39900	Other Contracted Services	182,490.00			182,490.00
43500	Office Supplies	2,500.00			2,500.00
49900	Other Supplies & Materials	700.00			700.00
52400	In-Service/Staff Development	14,029.00			14,029.00
70100	Administration Equipment	9,144.00			9,144.00
		<u>621,821.00</u>	-	-	<u>621,821.00</u>

Collerville Schools
 Function 72520 - Human Resources
 Amendment #4
 Prepared 1-21-16

Department 252

Object	Description	Budget	Add	Subtract	Amended Budget
10500	Supervisor/Director	86,882.00			86,882.00
16100	Secretary(s)	48,442.00			48,442.00
16200	Clerical Personnel	79,076.00			79,076.00
20100	Social Security	13,293.00			13,293.00
20400	State Retirement	19,675.00			19,675.00
20600	Life Insurance	1,046.00			1,046.00
20700	Medical Insurance	26,680.00			26,680.00
21000	Unemployment Compensation	51,679.00			51,679.00
21200	Employer Medicare	3,109.00			3,109.00
29900	Other Fringe Benefits	7,140.00			7,140.00
32000	Dues & Membership	1,500.00			1,500.00
35500	Travel	740.00			740.00
39900	Other Contracted Services	12,145.00			12,145.00
41100	Data Processing Supplies	2,000.00			2,000.00
43500	Office Supplies	1,380.00			1,380.00
52400	In-Service/Staff Development	14,300.00			14,300.00
70100	Administration Equipment	4,568.00			4,568.00
		<u>373,655.00</u>	-	-	<u>373,655.00</u>

Collerville Schools
Function 72610 - Operation of Plant
Amendment #4
Prepared 1-21-16

Department 261

Object	Description	Budget	Add	Subtract	Amended Budget
16600	Custodial Personnel	411,400.00			411,400.00
20100	Social Security	25,507.00			25,507.00
20400	State Retirement	38,137.00			38,137.00
20600	Life Insurance	2,250.00			2,250.00
20700	Medical Insurance	40,844.00			40,844.00
21200	Employer Medicare	5,965.00			5,965.00
32800	Janitorial Services	1,002,282.00			1,002,282.00
39900	Other Contracted Services	72,987.00			72,987.00
41000	Custodial Supplies	9,000.00			9,000.00
41500	All Utilities	1,513,206.00			1,513,206.00
49900	Other Supplies & Materials	6,000.00			6,000.00
50200	Building & Content Insurance	163,384.00			163,384.00
52400	In-Service/Staff Devel.	258.00			258.00
59900	Other Charges	13,920.00			13,920.00
72000	Plant Operation Equipment	8,975.00			8,975.00
		<u>3,314,115.00</u>	-	-	<u>3,314,115.00</u>

Collierville Schools
 Function 72620 - Maintenance of Plant
 Amendment #4
 Prepared 1-21-16

Department 262

Object	Description	Budget	Add	Subtract	Amended Budget
10500	Supervisor/Director	160,045.00			160,045.00
16100	Secretary	47,606.00			47,606.00
20100	Social Security	12,874.00			12,874.00
20400	State Retirement	12,083.00			12,083.00
20600	Life Insurance	500.00			500.00
20700	Medical Insurance	13,056.00			13,056.00
21200	Employer Medicare	3,011.00			3,011.00
33500	Maint & Repair - Building	50,000.00			50,000.00
33600	Maint & Repair - Equipment	226,290.00			226,290.00
35500	Travel	1,360.00			1,360.00
39900	Other Contracted Services	787,581.00			787,581.00
49900	Other Supplies & Materials	1,000.00			1,000.00
52400	In-Service/Staff Devel.	1,500.00			1,500.00
59900	Other Charges	4,040.00			4,040.00
70100	Administration Equipment	1,500.00			1,500.00
		<u>1,322,446.00</u>	-	-	<u>1,322,446.00</u>

Collierville Schools

Function - 72710 - Transportation

Amendment #4

Prepared 1-21-16

Department 271

Object	Description	Budget	Add	Subtract	Amended Budget
10500	Supervisor/Director	72,104.00			72,104.00
16200-750	Clerical Personnel	40,800.00			40,800.00
18900-750	Other Salaries & Wages	165,464.00			165,464.00
20100	Social Security	17,259.00			17,259.00
20400	State Retirement	13,238.00			13,238.00
20600	Life Insurance	697.00			697.00
20700	Medical Insurance	13,383.00			13,383.00
21200	Employer Medicare	4,036.00			4,036.00
31200	Contracts W/Private Agencies	2,572,200.00			2,572,200.00
35500	Travel	2,128.00			2,128.00
39900	Other Contracted Services	64,970.00			64,970.00
41200	Diesel Fuel	366,000.00			366,000.00
42500	Gasoline	5,000.00			5,000.00
49900	Other Supplies & Material	1,000.00			1,000.00
52400	In-Service/Staff Development	2,000.00			2,000.00
59900	Other Charges	300.00			300.00
70100	Administration Equipment	1,500.00			1,500.00
		<u>3,342,079.00</u>	-	-	<u>3,342,079.00</u>

Collerville Schools
 Function - 72810 - Central and Other
 Amendment #4
 Prepared 1-21-16

Department 281

Object	Description	Budget	Add	Subtract	Amended Budget
10500	Supervisor/Director	241,846.00	28,198.00		270,044.00
10500-282	Supervisor/Director	119,000.00			119,000.00
10500-740	Supervisor/Director	245,500.00			245,500.00
16200	Clerical Personnel	39,404.00			39,404.00
18900	Other Salaries & Wages	216,240.00	19,875.00		236,115.00
18900-282	Other Salaries & Wages	75,196.00			75,196.00
20100-282	Social Security	12,040.00			12,040.00
20100	Social Security	30,983.00	2,980.00		33,963.00
20100-740	Social Security	15,083.00			15,083.00
20400	State Retirement	45,775.00	4,392.00		50,167.00
20400-282	State Retirement	17,729.00			17,729.00
20400-740	State Retirement	21,979.00			21,979.00
20600	Life Insurance	2,856.00	234.00		3,090.00
20600-282	Life Insurance	948.00			948.00
20600-740	Life Insurance	1,026.00			1,026.00
20700	Medical Insurance	22,414.00	4,950.00		27,364.00
20700-282	Medical Insurance	4,204.00			4,204.00
20700-740	Medical Insurance	19,584.00			19,584.00
21200	Employer Medicare	7,246.00	697.00		7,943.00
21200-282	Employer Medicare	2,816.00			2,816.00
21200-740	Employer Medicare	3,527.00			3,527.00
30700	Communication	425,809.00			425,809.00
30800	Consultants	9,500.00			9,500.00
33600	Maint & Repair-Equipment	50,000.00			50,000.00
33600-283	Maint & Repair-Equipment	5,000.00			5,000.00
35500	Travel	2,000.00			2,000.00
35500-282	Travel	1,500.00			1,500.00
39900	Other Contacted Services	179,384.00			179,384.00
39900-282	Other Contacted Services	50,000.00			50,000.00
39900-283	Other Contacted Services	23,840.00			23,840.00
43500	Office Supplies	1,500.00			1,500.00
43500-282	Office Supplies	40,000.00			40,000.00
43500-740	Office Supplies	1,500.00			1,500.00
49900	Other Supplies and Materials	22,500.00			22,500.00
52400	In-Service/Staff Development	23,000.00			23,000.00
52400-282	In-Service/Staff Development	10,000.00			10,000.00
52400-740	In-Service/Staff Development	30,300.00			30,300.00
59900	Other Charges	181,907.00			181,907.00
59900-282	Other Charges	5,400.00			5,400.00
59900-740	Other Charges	231,709.00			231,709.00
70100	Administration Equipment	130,700.00			130,700.00
70100-282	Administration Equipment	3,638.00			3,638.00
79000-283	Other Equipment	59,000.00			59,000.00
		2,633,583.00	61,326.00	-	2,694,909.00

Collierville Schools
 Function 76100 - Regular Capital Outlay
 Amendment #4
 Prepared 1-21-16

Department 610

Object	Description	Budget	Add	Subtract	Amended Budget
30400	Architects	50,000.00			50,000.00
30800	Consultants	15,000.00			15,000.00
32100	Engineering Services	30,000.00			30,000.00
39900	Other Contracted Services	10,000.00			10,000.00
70700	Building Improvements	190,000.00		20,000.00	170,000.00
72400	Site Development	50,000.00	20,000.00		70,000.00
79900	Other Capital Outlay	700,000.00			700,000.00
		<u>1,045,000.00</u>	<u>20,000.00</u>	<u>20,000.00</u>	<u>1,045,000.00</u>