

Regular Board of Education Meeting

January 28, 2026 5:00 PM

Robert J. Smallridge School Administration Building

I. Call to Order

II. Pledge of Allegiance and Presentation of Colors

III. School Program by Oak Ridge High School

IV. Approval of Agenda

V. Special Reports/Presentations

A. Good News

B. Teacher Grant Endowment

C. Recognition of Teachers of the Year, Teacher Assistants of the Year, Principal of the Year and Support Staff of the Year

D. School Board Appreciation Week

VI. Public Forum

VII. Consent Agenda

A. Board Minutes 01-12-26

B. ORHS NJROTC Field Trip to Nashville, TN

C. RMS TSA Field Trip to National Harbor, MD

D. ORHS Track Field Trip to Louisville, KY

E. ORHS FCCLA Field Trip to Chattanooga, TN

VIII. Items for Action

A. FY25 District Audit

B. Preschool Selection Criteria for PreK/Title 1 and Head Start

C. Door Hardware Replacement at Oak Ridge High School

D. Linden New Club Pokémon League

IX. Items for Information

A. Legislative Update

B. Financial Report - December 2025

C. Enrollment

X. Items for Discussion

XI. Old Business

XII. New Business

XIII. Communications

XIV. Adjournment



Oak Ridge Preschool

The Preschool was awarded the Benita Albert Innovative Teaching Fellowship through the Oak Ridge Schools Education Foundation to support our work around Pre-K STEM learning. This generous award gave us the opportunity to provide a professional learning experience for all Pre-K staff. Upon our return from winter break, the staff participated in a virtual workshop with Steve Spangler. The day was filled with exploration and wonder as Steve shared information and strategies, complete with the necessary materials, to create Science experiences for our students. The best part was seeing the experiences begin on Tuesday! The light in the students' eyes and smiles on their faces was the best!

Jefferson

Jefferson is excited to recognize our Spelling Bee winners. Abygail Young earned third place, Ava Hartye placed second, and our overall winner was Matthew Hall, who secured first place with the word "corbels." Special thanks to all students who qualified and participated.

Robertsville

Each year, the Knoxville Museum of Art hosts the East Tennessee Regional Student Art Exhibit for grades 6–12. This year, Robertsville had eight submitted pieces accepted into the show, which is phenomenal. The exhibit was on display at the Knoxville Museum of Art through January 11.

The Rams FIRST LEGO League had a great tournament in December. The RAMgineers presented their solution for rust on artifacts and earned a team high score of 170, which was the 10th-highest score at the event. The RAMnovators presented their solution to dust and weather particles interrupting the mapping of archaeological sites and won the Innovative Project Trophy. Additionally, they earned a team high robot score of 240, the third-highest score at the event. Congratulations to both teams!

Oak Ridge High School

We proud to celebrate outstanding student achievements in fine arts and athletics. Eighteen orchestra students qualified for All East Orchestra, with eight advancing to All State Orchestra in Nashville under the direction of Carlos Hernandez. Twelve Wildband members qualified for All East Band, including two All State Band qualifiers, led by Michael Spirko. Additionally, three Wildcats, Malik Howard, Eli Pearson, and Jared Bafford, were selected to the 6A All State Football Team under the guidance of Derek Rang.

OAK RIDGE SCHOOLS
CAMPUS LEAVE REQUEST – Overnight Trip

Accommodations: Overnight lodging for students must be appropriately selected with student safety, quality of accommodations, cost, and location to events as central considerations. Students should be appropriately assigned to rooms and an overnight adult supervision and contact plan should be established and communicated to students.

School: OAK RIDGE HIGH SCHOOL Date: 1-6-26

The following group requests permission to leave the school campus to participate in the educational activity indicated below. Parental permission will be obtained for each student.

Class/Group Requesting Permission: NJROTC

Educational Activity: ACADEMIC COMPETITION

Destination: NASHVILLE, TN

Purpose of Trip: AREA 8 BRAIN BRAWL CHAMPIONSHIP

Departure Date: 2-27-26 Departure Time: 1530

Return Date: 2-28-26 Return Time: 2100

Mode of Transportation: POV

First Student Transportation Contractor School System Van Air Travel

NOTE: Only ORS employees are authorized to drive school system vans.

School System Van – Name of Driver: RYAN NICHOLLS

Driver's License Verified by: _____ Attach copy of driver's license

Transportation Contractor: _____ Phone #: _____

(Only approved transportation companies may be used. Refer to ORS website for list of approved companies)

Air Travel Flight #'s: _____

Hotel/Motel Name: HOLIDAY INN-NASHVILLE-VANDERBILT (DWTN)


Address: 2613 WEST END AVE

City: NASHVILLE State: TN Zip: 37203

Phone: 615-327-4707 Contact Person: MANAGER

Number of Nights: 1 Hotel Rating: 3 STARS

Name of School Sponsor/Date: RYAN NICHOLLS / 1-6-26

Signature of School Sponsor:  Cell #: 865-712-1924

Minimum requires teacher to student ratio:

PreK – 3 yr olds 1:4 K-2nd 1:6 3rd-4th 1:10 5th-8th 1:12 9th-12th 1:15
4 yr olds 1:6

of Students: 6 # of Adults: 2 Chaperone/Student Ratio: 1:3

Professional Staff Chaperone(s)

- 1. Name: RYAN NICHOLLS Cell #: 865-712-1924
- 2. Name: _____ Cell #: _____
- 3. Name: _____ Cell #: _____
- 4. Name: _____ Cell #: _____

Other Chaperone(s):

- 1. Name: TIFFANY NICHOLLS Cell #: 865-399-0211
- 2. Name: _____ Cell #: _____
- 3. Name: _____ Cell #: _____
- 4. Name: _____ Cell #: _____

Field Trips which exceed \$25,000, involve out of the country travel, out of state travel or overnight stay require School Board approval, regardless of fund raising, Booster Club participation or other contributions. Please follow these guidelines when requesting approval of such trip:

- 1. Submit an "Item for Action" for the Board Agenda (Principals have directions on submitting Board Agenda items).
- 2. Attach as documentation the following items"
 - Completed Campus Leave Request
 - Details of Trip/Itinerary
 - Justification/Explanation of Cost (per student/chaperone/total)
 - Financial Arrangements for students who cannot afford trip (if any)
 - Insurance Details
 - Out of country travel requires a release for each student participant

Financial Arrangements: (please indicate method)

No Cost	Paid by Students	Paid by School	Paid by School System
Substitute Required	Acct to be charged for Substitute _____		
\$ <u>0.00</u> Per Student	TOTAL TRIP AMOUNT: \$ <u>1000.00</u>		

Provisions for those students unable to pay: N/A

Other information, comments, and special arrangements: (foreseeable hazards must be identified)

NONE

Staff Member: RYAN NICHOLLS

Date: 1-6-26

Athletic Director: _____

Date: _____

This Section for Athletic Trips Only

At the high school level up to three events and/or tournaments per season can involve an overnight trip. However, no more than one day of school may be missed for these trips. (Under certain conditions, the Superintendent of Schools or designee may approve additional events.? These trips must be paid entirely from funds outside the Oak Ridge High School Athletic Department. TSSAA Tournament games would be an exception to this policy. (All overnight trips involving middle school athletics require Superintendent or designee approval.)

Number of overnight trips (including this request) requested during the current school year: _____

Athletic Director Signature: _____

Date: _____

Principal's Action: Approved: Disapproved:

Principal's Signature: 

Date: 1-8-26

Superintendent or Designee's Action: Approved: Disapproved:

Superintendent or Designee's Signature: _____ Date: _____

Board Approval Date: _____



Oak Ridge Schools – Campus Leave/Field Trip Permission Form

Name of Group: NJROTC

Destination: VANDERBILT UNIVERSITY, NASHVILLE, TN

Mode of Transportation: SCHOOL VAN Purpose: AREA 8 BRAIN BRAWL CHAMPIONSHIP

Date: 2 / 27 / 26 Time: 1515 to Date: 2 / 28 / 26 Time: 2100

Expected Number of Participants: 6 Expected Number of Chaperones: 2

Teacher/Sponsor of Trip: RYAN NICHOLLS

Principal Signature: *[Signature]* Date: 1-6-26

Fee Requested (if any)*
 *In the course of learning throughout the school year, there are always opportunities to go above and beyond what the basic curriculum requires. In such cases, it is customary for the school to request a fee in order to cover the cost of these enhancements. These fees are in no way required and your child will not be denied the opportunity to participate or benefit from any curricular offering as a result of not paying a requested fee. The fees simply allow the district to offset the cost of any additional opportunities.

PARENT: Please ~~sign and return~~ return to: CHIEF NICHOLLS by: 2-25-26
 (Teacher) (Date)

My child _____ has my permission to go on the Oak Ridge Schools field trip as described above. He/She will abide by the rules of Oak Ridge School and any special rules of the sponsor.

I have read and understand the activities my child will be involved with on this field trip. I understand that the Oak Ridge School System will provide adequate supervision, but as with any activity, injuries may occur. The School System is responsible only for injuries that result from the negligence of their staff. With my signature, I also authorize emergency medical treatment for my child.

I will be responsible for the damage to personal property of others or injury to other people caused by my son/daughter.

 Parent/Guardian (printed)

 Parent/Guardian (signature) Date _____

Please provide 2 Emergency Contact Phone Numbers

_____ Name/Relationship	_____ Number
_____ Name/Relationship	_____ Number

ORHS NJROTC Itinerary for
Area 8 Brain Brawl Championship at
Vanderbilt University

Friday, February 27, 2026

- 1515 - Depart ORHS
- 1700 - Arrive at hotel for check-in
- 1745 - Depart for dinner at local restaurant
- 1800 - Dinner
- 1930 - Depart for hotel
- 1945 - Arrive at hotel for team study time
- 2200 - Taps

Saturday, February 28, 2026

- 0500 - Reville
- 0545 - Breakfast at the hotel
- 0630 - Depart for Vanderbilt University
- 0645 - Check in for competition
- 0730 - Competition begins
- 1800 - Depart for home
- 2100 - Arrive at ORHS

***** All times are approximate and are subject to change.**

OAK RIDGE SCHOOLS
CAMPUS LEAVE REQUEST – Overnight Trip

Accommodations: Overnight lodging for students must be appropriately selected with student safety, quality of accommodations, cost, and location to events as central considerations. Students should be appropriately assigned to rooms and an overnight adult supervision and contact plan should be established and communicated to students.

School: Robertsville Middle School

Date: 1/5/2026

The following group requests permission to leave the school campus to participate in the educational activity indicated below. Parental permission will be obtained for each student.

Class/Group Requesting Permission: Technolog Student Association

Educational Activity: TSA National Competition

Destination: Washington, DC/National Harbor, MD

Purpose of Trip: TSA National Competition

Departure Date: 6/22

Departure Time: 6:00 AM

Return Date: 6/26

Return Time: 12:00 PM

Mode of Transportation: Parents will drive students.

First Student

Transportation Contractor

School System Van

Air Travel

NOTE: Only ORS employees are authorized to drive school system vans.

School System Van – Name of Driver: _____

Driver's License Verified by: _____ Attach copy of driver's license

Transportation Contractor: _____ Phone #: _____

(Only approved transportation companies may be used. Refer to ORS website for list of approved companies)

Air Travel Flight #'s: _____

Hotel/Motel Name: Gaylord Resort and Convention Center

Address: 201 Waterfront St

City: Oxon Hill

State: MD

Zip: 20745

Phone: (301) 965-4000

Contact Person: _____

Number of Nights: 4

Hotel Rating: 4.1

Name of School Sponsor/Date: Sandra Burnette 1/5/2026

Signature of School Sponsor: Sandra Burnette Digitally signed by Sandra Burnette
Date: 2026.01.05 14:49:26 -05'00' Cell #: 865-310-1399

Minimum requires teacher to student ratio:

PreK – 3 yr olds 1:4

K-2nd 1:6

3rd-4th 1:10

5th-8th 1:12

9th-12th 1:15

4 yr olds 1:6

of Students: 15 # of Adults: 3 Chaperone/Student Ratio: 5:1

Professional Staff Chaperone(s)

- 1. Name: Sandra Burnette Cell #: 865-310-1399
- 2. Name: _____ Cell #: _____
- 3. Name: _____ Cell #: _____
- 4. Name: _____ Cell #: _____

Other Chaperone(s):

- 1. Name: Kristen Schlessler Cell #: 865-825-8479
- 2. Name: Jim Kolpack Cell #: 865-924-7600
- 3. Name: _____ Cell #: _____
- 4. Name: _____ Cell #: _____

Field Trips which exceed \$25,000, involve out of the country travel, out of state travel or overnight stay require School Board approval, regardless of fund raising, Booster Club participation or other contributions. Please follow these guidelines when requesting approval of such trip:

1. Submit an "Item for Action" for the Board Agenda (Principals have directions on submitting Board Agenda items).
2. Attach as documentation the following items"
 - Completed Campus Leave Request
 - Details of Trip/Itinerary
 - Justification/Explanation of Cost (per student/chaperone/total)
 - Financial Arrangements for students who cannot afford trip (if any)
 - Insurance Details
 - Out of country travel requires a release for each student participant

Financial Arrangements: (please indicate method)

No Cost Paid by Students Paid by School Paid by School System

Substitute Required Acct to be charged for Substitute _____

\$ 600.00 Per Student TOTAL TRIP AMOUNT: \$ 9,000.00

Provisions for those students unable to pay: We will ask for donations.

Other information, comments, and special arrangements: (foreseeable hazards must be identified)

The number of students is an estimate. We will not know the total number of students until after the state competition. This request is being sent now because housing opens in March.

Staff Member: Sandra Burnette

Date: 1/5/2026

Athletic Director: _____

Date: _____

This Section for Athletic Trips Only

At the high school level up to three events and/or tournaments per season can involve an overnight trip. However, no more than one day of school may be missed for these trips. (Under certain conditions, the Superintendent of Schools or designee may approve additional events.? These trips must be paid entirely from funds outside the Oak Ridge High School Athletic Department. TSSAA Tournament games would be an exception to this policy. (All overnight trips involving middle school athletics require Superintendent or designee approval.)

Number of overnight trips (including this request) requested during the current school year: _____

Athletic Director Signature: _____

Date: _____

Principal's Action: Approved: Disapproved:

Principal's Signature: Brian Jinko

Date: 1/6/26

Superintendent or Designee's Action: Approved: Disapproved:

Superintendent or Designee's Signature: _____ Date: _____

Board Approval Date: _____

OAK RIDGE SCHOOLS
CAMPUS LEAVE REQUEST – Overnight Trip

Accommodations: Overnight lodging for students must be appropriately selected with student safety, quality of accommodations, cost, and location to events as central considerations. Students should be appropriately assigned to rooms and an overnight adult supervision and contact plan should be established and communicated to students.

School: Oak Ridge High School Date: 1/10/26

The following group requests permission to leave the school campus to participate in the educational activity indicated below. Parental permission will be obtained for each student.

Class/Group Requesting Permission: ORHS Track

Educational Activity: Compete in a multi-state indoor track meet

Destination: Louisville Kentucky

Purpose of Trip: Compete in a multi-state indoor track meet

Departure Date: 1/24/26 Departure Time: 1pm

Return Date: 1/25/26 Return Time: 10pm

Mode of Transportation: School Vans

First Student Transportation Contractor School System Van Air Travel

NOTE: Only ORS employees are authorized to drive school system vans.

School System Van – Name of Driver: Thomas Wright

Driver's License Verified by: on File Attach copy of driver's license

Transportation Contractor: _____ Phone #: 865-686-2899

(Only approved transportation companies may be used. Refer to ORS website for list of approved companies)

Air Travel Flight #'s: _____

Hotel/Motel Name: CLARION POINTE LOUISVILLE EAST

Address: 1301 Kentucky Mills Dr

City: Louisville State: KY Zip: 40299

Phone: (502) 519-4403 Contact Person: Steve

Number of Nights: 1 Hotel Rating: 4 stars on google

Name of School Sponsor/Date: Thomas Sauer 1/10/26

Signature of School Sponsor: TMSauer Digitally signed by TMSauer Date: 2026.01.11 10:47:53 -05'00' Cell #: 843-345-6614

Minimum requires teacher to student ratio:

PreK – 3 yr olds 1:4 K-2nd 1:6 3rd-4th 1:10 5th-8th 1:12 9th-12th 1:15
4 yr olds 1:6

of Students: 14

of Adults: 3

Chaperone/Student Ratio: 1-4.6

Professional Staff Chaperone(s)

- 1. Name: Thomas Sauer Cell #: 843-345-6614
- 2. Name: Thomas Wright Cell #: 865-686-2899
- 3. Name: Kaitlyn Zander Cell #: 423-231-2622
- 4. Name: _____ Cell #: _____

Other Chaperone(s):

- 1. Name: _____ Cell #: _____
- 2. Name: _____ Cell #: _____
- 3. Name: _____ Cell #: _____
- 4. Name: _____ Cell #: _____

Field Trips which exceed \$25,000, involve out of the country travel, out of state travel or overnight stay require School Board approval, regardless of fund raising, Booster Club participation or other contributions. Please follow these guidelines when requesting approval of such trip:

- 1. Submit an "Item for Action" for the Board Agenda (Principals have directions on submitting Board Agenda items).
- 2. Attach as documentation the following items"
 - Completed Campus Leave Request
 - Details of Trip/Itinerary
 - Justification/Explanation of Cost (per student/chaperone/total)
 - Financial Arrangements for students who cannot afford trip (if any)
 - Insurance Details
 - Out of country travel requires a release for each student participant

Financial Arrangements: (please indicate method)

No Cost
 Paid by Students
 Paid by School
 Paid by School System

Substitute Required
 Acct to be charged for Substitute N/A

\$ 100 Per Student
 TOTAL TRIP AMOUNT: \$ _____

Provisions for those students unable to pay: ORHS Track Boosters will offset any financial need

Other information, comments, and special arrangements: (foreseeable hazards must be identified)

Staff Member: Thomas Sauer

Date: 1/10/26

Athletic Director: Search for J. Gaddis

Date: 1/12/26
w/ permission

This Section for Athletic Trips Only

At the high school level up to three events and/or tournaments per season can involve an overnight trip. However, no more than one day of school may be missed for these trips. (Under certain conditions, the Superintendent of Schools or designee may approve additional events. These trips must be paid entirely from funds outside the Oak Ridge High School Athletic Department. TSSAA Tournament games would be an exception to this policy. (All overnight trips involving middle school athletics require Superintendent or designee approval.)

Number of overnight trips (including this request) requested during the current school year: 1

Athletic Director Signature: Search for Joe Gaddis

Date: 1/12/26 w/ permission 1/12/26

Principal's Action: Approved: Disapproved:

Principal's Signature: Bill [Signature]

Date: 1.12.26

Superintendent or Designee's Action: Approved: Disapproved:

Superintendent or Designee's Signature: _____ Date: _____

Board Approval Date: _____

SOUTHEAST SHOWDOWN ITINERARY

Saturday 1/24/26

1:00 P.M. -LEAVE ORHS CAMPUS

5:00 P.M. -ARRIVE AT HOTEL

- Clarion Pointe Louisville East, 1301 Kentucky Mills Dr, Louisville, KY 40299

6:00 P.M. -EAT DINNER

8:00 P.M. -RETURN TO HOTEL

SATURDAY 1/25/26

6:00 A.M. - EAT BREAKFAST AT HOTEL

6:45 A.M. - LEAVE HOTEL FOR Norton Healthcare Sports & Learning Center

TRACK MEET UNTIL 5:30 P.M.

6:00 P.M. - LEAVE MEET FOR ORHS

10:00 P.M. - ARRIVE AT ORHS

ATHLETE LIST

BOYS

MASON GREENHALGH

RHETT HOVATER

JAMES PHILLIPS

TYREE PORTER

TOMMY SAUER

BEN GREEAR

JULIEN KELLEY

JACOBI MILLER

EZRA MAHONEY

FINNIAN WESSELS

GIRLS

AMAIJAH BISHOP

MADELYN FRAZIER

NATALIE ADAMS

JA'TORIYAH PIPPINS

Date change for Approved Overnight FieldTrip for Track

From Beth Estep <kestep@ortn.edu>

Date Tue 1/20/2026 3:33 PM

To Melissa Nies <manies@ortn.edu>; Amanda Roe <amroe@ortn.edu>

Cc Jenifer Laurendine <jllaurendine@ortn.edu>; Nicholas Corrigan <njcorrigan@ortn.edu>; Thomas Sauer <TMSauer@ortn.edu>

Due to the great possibility of inclement weather this weekend, the indoor track event in Louisville, KY which was approved by the board last Monday has been moved. All the plans and itinerary remain the same, but the team will leave on January 31 and return on February 1.

Thank you,

Beth

Dr. Beth Fisher

Assistant Principal (Class of 2026)

1450 Oak Ridge Turnpike | Oak Ridge, TN 37830

kestep@ortn.edu | (865) 425-9604

www.ortn.edu

Every student prepared for college, career, and life success



OAK RIDGE SCHOOLS
CAMPUS LEAVE REQUEST – Overnight Trip

Accommodations: Overnight lodging for students must be appropriately selected with student safety, quality of accommodations, cost, and location to events as central considerations. Students should be appropriately assigned to rooms and an overnight adult supervision and contact plan should be established and communicated to students.

School: Oak Ridge High School Date: 1/13/2026

The following group requests permission to leave the school campus to participate in the educational activity indicated below. Parental permission will be obtained for each student.

Class/Group Requesting Permission: ORHS FCCLA

Educational Activity: State Leadership Conference

Destination: The Read House Hotel, Chattanooga TN

Purpose of Trip: FCCLA State Competition

Departure Date: 4/9/2026 Departure Time: 8:00

Return Date: 4/11/2026 Return Time: 4:00

Mode of Transportation: School Bus

First Student Transportation Contractor School System Van Air Travel

NOTE: Only ORS employees are authorized to drive school system vans.

School System Van – Name of Driver: _____

Driver's License Verified by: _____ Attach copy of driver's license

Transportation Contractor: _____ Phone #: _____

(Only approved transportation companies may be used. Refer to ORS website for list of approved companies)

Air Travel Flight #'s: _____

Hotel/Motel Name: The Read House Hotel

Address: 107 W M.L.K. Blvd

City: Chattanooga State: TN Zip: 37402

Phone: (423) 266-4121 Contact Person: _____

Number of Nights: 2 Hotel Rating: 4 Star

Name of School Sponsor/Date: _____

Signature of School Sponsor:  Cell #: (731)733-1995

Minimum requires teacher to student ratio:

PreK – 3 yr olds 1:4 K-2nd 1:6 3rd-4th 1:10 5th-8th 1:12 9th-12th 1:15
4 yr olds 1:6

of Students: 20

of Adults: 2

Chaperone/Student Ratio: 1:10

Professional Staff Chaperone(s)

1. Name: Melanie Rogers Cell #: (513)891-3573

2. Name: _____ Cell #: _____

3. Name: _____ Cell #: _____

4. Name: _____ Cell #: _____

Other Chaperone(s):

1. Name: _____ Cell #: _____

2. Name: _____ Cell #: _____

3. Name: _____ Cell #: _____

4. Name: _____ Cell #: _____

Field Trips which exceed \$25,000 or involve out of the country travel require School Board approval, regardless of fund raising, Booster Club participation or other contributions. Please follow these guidelines when requesting approval of such trip:

1. *Submit an "Item for Action" for the Board Agenda (Principals have directions on submitting Board Agenda items).*
2. *Attach as documentation the following items"*
 - *Completed Campus Leave Request*
 - *Details of Trip/Itinerary*
 - *Justification/Explanation of Cost (per student/chaperone/total)*
 - *Financial Arrangements for students who cannot afford trip (if any)*
 - *Insurance Details*
 - *Out of country travel requires a release for each student participant*

Financial Arrangements: (please indicate method)

No Cost Paid by Students Paid by School Paid by School System

Substitute Required Acct to be charged for Substitute 92400
\$ 250 Per Student TOTAL TRIP AMOUNT: \$ 5,000

Provisions for those students unable to pay: _____
Fundraising chocolate, poinsettias, and mums

Other information, comments, and special arrangements: (foreseeable hazards must be identified)

Staff Member: _____

Date: _____

Athletic Director: _____

Date: _____

This Section for Athletic Trips Only

At the high school level up to three events and/or tournaments per season can involve an overnight trip. However, no more than one day of school may be missed for these trips. (Under certain conditions, the Superintendent of Schools or designee may approve additional events.? These trips must be paid entirely from funds outside the Oak Ridge High School Athletic Department. TSSAA Tournament games would be an exception to this policy. (All overnight trips involving middle school athletics require Superintendent or designee approval.)

Number of overnight trips (including this request) requested during the current school year: _____

Athletic Director Signature: _____

Date: _____

Principal's Action: Approved: Disapproved:

Principal's Signature: *[Handwritten Signature]*

Date: 1-14-20

Superintendent or Designee's Action: Approved: Disapproved:

Superintendent or Designee's Signature: _____ Date: _____

Board Approval Date (if required): _____



Oak Ridge Schools – Campus Leave/Field Trip Permission Form

Name of Group: FCCLA

Destination: Chattanooga Convention Center

Mode of Transportation: Bus Purpose: STAR Event Competitions

Date: 4 / 9 / 26 Time: 8:00 to Date: 4 / 11 / 26 Time: 6:00

Expected Number of Participants: 19 Expected Number of Chaperones: 2

Teacher/Sponsor of Trip: Bev Sparks

Principal Signature: *[Signature]* Date: 1-14-26

Fee Requested (if any) * \$250

*In the course of learning throughout the school year, there are always opportunities to go above and beyond what the basic curriculum requires. In such cases, it is customary for the school to request a fee in order to cover the cost of these enhancements. These fees are in no way required and your child will not be denied the opportunity to participate or benefit from any curricular offering as a result of not paying a requested fee. The fees simply allow the district to offset the cost of any additional opportunities.

PARENT: Please separate this form and return to: Dr. Sparks by: 2/24/26
 (Teacher) (Date)

My child _____ has my permission to go on the Oak Ridge Schools field trip as described above. He/She will abide by the rules of Oak Ridge School and any special rules of the sponsor.

I have read and understand the activities my child will be involved with on this field trip. I understand that the Oak Ridge School System will provide adequate supervision, but as with any activity, injuries may occur. The School System is responsible only for injuries that result from the negligence of their staff. With my signature, I also authorize emergency medical treatment for my child.

I will be responsible for the damage to personal property of others or injury to other people caused by my son/daughter.

 Parent/Guardian (printed)

 Parent/Guardian (signature)

 Date

Please provide 2 Emergency Contact Phone Numbers

_____ Name/Relationship	_____ Number
_____ Name/Relationship	_____ Number

Conference Schedule

Please note the schedule is tentative and subject to change. All times listed are in Eastern Time.

WEDNESDAY, APRIL 8, 2026

4 - 5 a.m.	Early Registration
5 - 7 p.m.	State Officer Candidate Workshop

THURSDAY, APRIL 9, 2026

8 - 10 a.m.	State Officer Candidate Interviews (Assigned appointment times)
10 a.m. - 12 a.m.	Conference Registration
11 a.m. - 2:30 p.m.	Culinary Arts STAR Event
12 - 12:30 p.m.	Mandatory Adviser Meeting
12 - 12:45 p.m.	State Officer Candidate Networking
1 - 2:30 p.m.	State Officer Candidate Forum Session
2 - 5 p.m.	State-Only Events
7:30 p.m.	Opening Session Doors Open
8 - 10 p.m.	Opening Session
11 p.m.	Curfew

FRIDAY, APRIL 10, 2026

7 - 9:30 a.m.	Lead Consultant and Evaluator Breakfast
9 a.m. - 2:30 p.m.	State Officer Candidate Board Displays
9 - 2:30 p.m.	FOIA Leadership Lab
9 a.m.	STAR Events Begin (By Appointment)
10 a.m. - 2 p.m.	Pathways to Possibilities Expo
11 a.m. - 1 p.m.	State Officer Candidates at Board Display
3 - 4 p.m.	Business Session
4:30 p.m.	Recognition Session Doors Open
5 - 6:30 p.m.	Recognition Session
6:30 p.m.	Dinner with Chapter (On your own)
8 - 11 p.m.	Fun Night Activity
12 a.m.	Curfew

SATURDAY, APRIL 11, 2026

8:30 a.m.	Awards Closing/Installation Session Doors Open
9 a.m.	Awards Closing/Installation Session



Oak Ridge Schools

Business Office

Telephone (865)425-9004
Fax: (865)425-9060

Memorandum

To: Dr. Bruce Borchers, Superintendent

From: Jenifer Van Dyke, ^{JVD} Executive Director of Finance

Date: January 26, 2026

RE: Recommendation of Acceptance and Approval of FY'25 Audit

I recommend acceptance and approval of the FY'25 District Audit prepared by Brown, Jake, and McDaniel, PC including the ACFR (Annual Consolidated Financial Reports) for the District. The results of the audit examination continue to reflect an overall commitment by staff to the fiscal management, internal control procedures and oversight, and observance of Board policies and procedures.

Mr. Terry Moats, CPA, CGFM, CGMA a Partner with Brown, Jake and McDaniel, P.C. is our primary auditor. He will be unable to attend the Board of Education meeting but has provided the attached statement for the Board.

Please let me know if you have questions or need additional information.

**Oak Ridge Schools
Audit Exit Conference
For the Year Ended June 30, 2025**

I would like to thank Oak Ridge School's for entrusting Brown Jake and McDaniel, PC to perform the financial statement audit for fiscal year 2025. As part of that audit, I would like to communicate some information to the Board related to the financial statements for the fiscal year ending June 30, 2025.

I would like to address your attention to pdf page 13-15 to see the **Independent Auditor's Report**. Brown Jake & McDaniel issued an unmodified or "clean opinion" on the School's financial statements. In doing so, we are affirming the financial statements and related note disclosures were fairly stated in all material respects and their presentations were in accordance with generally accepted accounting principles. Also, our audit was conducted in accordance with generally accepted auditing standards in the United States of America.

Brown Jake and McDaniel PC also issued two additional reports as part of the audit. These reports begin on pdf page 155.

The first report is the **Independent Auditor's Report on Internal Control Over Financial Reporting and on Compliance and Other Matters Based on an Audit of Financial Statements Performed in Accordance with Government Auditing Standards**. We are not required and do not issue an opinion in this report. Our responsibility is to notify the School's Board that during the course of our audit, we are required to gain an understanding of the School's internal controls. If during our audit, we note that a deficiency in the design or operation of a control exists, then we must report that to the Board in this letter, if it is material in nature. I am happy to report that we did not note any such deficiencies. A second requirement is to notify the School's Board, if during the course of our audit, we note any non-compliance with certain provisions of laws, regulations, contracts, and grant agreements that could have a material effect on the financial statements. We did not note any such instances.

The last report issued is the **Independent Auditor's Report on Compliance for Each Major Program and on Internal Control over Compliance Required by the Uniform Guidance**. As part of our audit, we are required to make selections of certain Federal Grants (Major Programs) that the School's receive and perform tests in accordance with Federal compliance requirements. We issued an opinion in this report. Our opinion states that the School's complied, in all material respects, with the compliance requirements tested.

OAK RIDGE SCHOOLS
(A Department of the City of Oak Ridge, Tennessee)
OAK RIDGE, TENNESSEE

Annual Comprehensive
Financial Report

Year Ended June 30, 2025

and

Independent Auditor's Report

OAK RIDGE SCHOOLS
OAK RIDGE, TENNESSEE

Annual Comprehensive Financial Report

June 30, 2025

TABLE OF CONTENTS

	<u>Page</u>
<u>INTRODUCTORY SECTION</u>	
Letter of Transmittal	1 – 4
Organizational Chart	5
List of Principal Officials	6
<u>FINANCIAL SECTION</u>	
Independent Auditor's Report	7 – 9
Required Supplementary Information:	
Management's Discussion and Analysis	10 – 19
Basic Financial Statements:	
Government-Wide Financial Statements:	
Statement of Net Position	20 – 21
Statement of Activities	22
Fund Financial Statements:	
Balance Sheet – Governmental Funds	23
Reconciliation of the Governmental Funds Balance Sheet to the Statement of Net Position	24
Statement of Revenues, Expenditures and Changes in Fund Balances – Governmental Funds	25
Reconciliation of the Governmental Funds Statement of Revenues, Expenditures and Changes in Fund Balances to the Statement of Activities	26
Statement of Revenues, Expenditures and Changes in Fund Balances – Budget and Actual – Major Governmental Funds	27 – 28
Statement of Fiduciary Net Position – Fiduciary Funds	29
Statement of Changes in Fiduciary Net Position – Fiduciary Funds	30
Notes to Basic Financial Statements	31 – 87
Required Supplementary Information:	
Schedule of Changes in the Net Pension Liability (Asset) and Related Ratios Based on Participation in the Legacy Employee Pension Plan of TCRS	88
Schedule of Oak Ridge School System's Contributions Based on Participation in the Public Employee Pension Plan of TCRS	89
Schedule of Oak Ridge School System's Proportionate Share of the Net Pension Asset – Teacher Legacy Pension Plan of TCRS	90
Schedule of Oak Ridge School System's Contributions – Teacher Legacy Pension Plan of TCRS	91

OAK RIDGE SCHOOLS
OAK RIDGE, TENNESSEE

Annual Comprehensive Financial Report

June 30, 2025

TABLE OF CONTENTS (Continued)

	<u>Page</u>
<u>FINANCIAL SECTION (Continued)</u>	
Required Supplementary Information (Continued):	
Schedule of Oak Ridge School System's Proportionate Share of the Net Pension Liability (Asset) – Teacher Hybrid Pension Plan of TCRS	92
Schedule of Oak Ridge School System's Contributions – Teacher Hybrid Pension Plan of TCRS	93
Schedule of Changes in the Net Pension Liability (Asset) and Related Ratios Based on Participation in the Hybrid Employee Pension Plan of TCRS	94
Schedule of Oak Ridge School System's Contributions Based on Participation in the Hybrid Employee Pension Plan of TCRS	95
Schedule of Changes in Total OPEB Liability and Related Ratios Based on Participation in the TGOP OPEB Plan	96
Schedule of Changes in Total OPEB Liability and Related Ratios Based on Participation in the TNP OPEB Plan	97
Other Supplementary Information:	
General Purpose School Fund:	
Comparative Balance Sheets	98
Comparative Statements of Revenues, Expenditures and Changes in Fund Balance	99 – 100
Comparative Schedules of Revenues, Expenditures and Changes in Fund Balance – Budget and Actual	101 – 102
School Federal Projects Fund:	
Comparative Balance Sheets	103
Comparative Statements of Revenues, Expenditures and Changes in Fund Balance	104
Comparative Schedules of Revenues, Expenditures and Changes in Fund Balance – Budget and Actual	105
Combining Balance Sheet – Nonmajor Governmental Funds	106
Combining Statement of Revenues, Expenditures and Changes in Fund Balances – Nonmajor Governmental Funds	107
Other Education Special Revenue Funds:	
Comparative Balance Sheets	108
Comparative Statements of Revenues, Expenditures and Changes in Fund Balance	109
Comparative Schedules of Revenues, Expenditures and Changes in Fund Balance – Budget and Actual	110
Extended School Program Fund:	
Comparative Balance Sheets	111
Comparative Statements of Revenues, Expenditures and Changes in Fund Balance	112
Comparative Schedules of Revenues, Expenditures and Changes in Fund Balance – Budget and Actual	113
Central Cafeteria Fund:	
Comparative Balance Sheets	114
Comparative Statements of Revenues, Expenditures and Changes in Fund Balance	115
Comparative Schedules of Revenues, Expenditures and Changes in Fund Balance – Budget and Actual	116

OAK RIDGE SCHOOLS
OAK RIDGE, TENNESSEE


Annual Comprehensive Financial Report

June 30, 2025

TABLE OF CONTENTS (Continued)

	<u>Page</u>
<u>FINANCIAL SECTION (Continued)</u>	
Other Supplementary Information (Continued):	
Internal School Fund:	
Balance Sheet	117
Statement of Revenues, Expenditures and Changes in Fund Balance – Actual	118
Private Purpose Trust and Custodial Fund:	
Comparative Statements of Fiduciary Net Position – Fiduciary Fund	119
Comparative Statements of Changes in Fiduciary Net Position – Fiduciary Fund	120
Schedule of Expenditures of Federal and State Awards	121 – 124
Notes to Schedule of Expenditures of Federal and State Awards	125
Schedule of Noncash Federal Awards	126
Schedule of Changes in Long-Term Debt by Individual Issue	127
<u>STATISTICAL SECTION (Unaudited)</u>	
Net Position by Component – Last Ten Fiscal Years	128
Change in Net Position – Last Ten Fiscal Years	129
Fund Balances of Governmental Funds – Last Ten Fiscal Years	130
Changes in Fund Balances of Governmental Funds – Last Ten Fiscal Years	131
Local Tax Revenues by Source of All Governmental Funds – Last Ten Fiscal Years	132
Appraised and Assessed Value of Taxable Property – Last Ten Fiscal Years	133
Property Tax Rates – Direct and Overlapping Governments – Last Ten Fiscal Years	134
Principal Property Taxpayers – Current Tax Year and Nine Years Ago	135
Property Tax Levies and Collections – Last Ten Fiscal Years	136
Direct and Overlapping Local Option Sales Tax Rates – Last Ten Fiscal Years	137
Ratios of Outstanding Debt by Type – Last Ten Fiscal Years	138
Ratios of General Bonded Debt Outstanding – Last Ten Fiscal Years	139
Demographic Statistics – 1980, 1990 and 2000 Census Year Information and Last Ten Fiscal Years	140
Principal Employers – Current Year and Nine Years Ago	141
Full-Time Equivalent School Employees – Last Ten Fiscal Years	142
Enrollment, Membership, and Attendance Data – Last Ten Fiscal Years	143
Capital Assets Statistics by Function – Last Ten Fiscal Years	144
<u>INTERNAL CONTROL AND COMPLIANCE SECTION</u>	
Independent Auditor's Report on Internal Control over Financial Reporting and on Compliance and Other Matters Based on an Audit of Financial Statements Performed in Accordance with <i>Government Auditing Standards</i>	145 – 146
Independent Auditor's Report on Compliance for Each Major Program and on Internal Control over Compliance Required by the Uniform Guidance and Accompanying Schedule of Findings and Questioned Costs	147 – 150
Summary Schedule of Prior Audit Findings	151

INTRODUCTORY SECTION



Oak Ridge Schools

OFFICE OF
Executive Director of Finance

Telephone (865) 425-9003

December 5, 2025

Board of Education
Oak Ridge Schools
Oak Ridge, Tennessee

Annual Comprehensive Financial Report: (ACFR)

The Annual Comprehensive Financial Report ("ACFR") of Oak Ridge Schools (the "Schools") for the year ended June 30, 2025, is submitted herewith. This report was prepared by the Schools' Business Services Department. Responsibility for both the accuracy of the presented data and the completeness and fairness of the presentation, including all disclosures, rests with Oak Ridge Schools. Oak Ridge Schools believe the data, as it is presented and has been submitted to the independent auditing firm, is accurate in all material respects; that it is presented in a manner designed to fairly set forth the financial activity of all various funds; and that it contains all disclosures necessary to enable the reader to gain a complete understanding of the Schools' financial activities. This report includes all funds of the Schools and discusses in greater detail its financial position in the narrative to follow, the introduction, and the additional analysis sections of the analysis that cover the Schools' financial operating procedures, in addition to the financial highlights.

The ACFR for the year ended June 30, 2025, is presented in accordance with the reporting model adopted by the Governmental Accounting Standards Board ("GASB") Statement No. 34, Basic Financial Statements—and Management's Discussion and Analysis—for State and Local Governments issued in June 1999. The presentation of the ACFR includes: The Oak Ridge Schools' department-wide financial statements, fund financial statements, notes to the financial statements and required supplementary information. An additional section in the ACFR is the introductory section which includes this transmittal letter, the Schools' organizational chart and a list of principal officials and how corresponding departments are organized to be financially efficient for the betterment of educating our students.

All combined and individual fund statements and schedules as required by law, for all major funds are included, along with required schedules as required by the Tennessee Comptroller of the Treasury. The statistics provided within were selected from all financial and demographic information, generally presented on a multiyear basis. The Schools are required to undergo an annual single audit in conformity with provisions of the Single Audit Act of 1996 and the U.S. Office of Management and Budget Circular A-133, Audits of States, Local Governments and Non-Profit Organizations, and under the direction of the Office of the Comptroller of the Treasury of the State of Tennessee.

Information related to this single audit, including the audit findings and recommendations, and independent auditor's reports on internal control and compliance with applicable laws and regulations, is included in the Internal Control and Compliance Section.

The remainder of this transmittal highlights the governance structure, the mission, the accomplishments and initiatives, the economic conditions and outlook, and the financial activities of the Schools.

Governance

The governance of the Schools is overseen by a five-member board of education (the "Board") that is elected by the citizens. Each member is elected to a four-year term with the elections being staggered so that not all positions are voted on during the same year.

Board meetings are scheduled the fourth Monday of the month and are held in the Schools' Administration Building. Regular work sessions may be scheduled when necessary and held at the Schools' administration building conference room. Special meetings are scheduled as needed and announced in compliance with public notice requirements, never allowing a meeting to be circumvented, but rather simply moved to account for at least one meeting per month on average. The Board has final control over local school matters limited only by the City Charter, state legislature, by the courts, and by the will of the people as expressed in School Board elections. Board decisions are based on majority vote of a quorum of the Board.

In general, the Board adopts policies, sets direction for curriculum, and employs the superintendent who oversees the operations of the Schools, including the Business and Operations Department. The Board is also responsible for setting salaries, acting as a board of appeals in personnel and student matters, confirming recommendations for textbook adoptions, and adopting and amending the annual budget as recommended by the Superintendent.

The Board has responsibilities and control over all activities related to the public-school education within the City's boundaries. Even though there is considerable association between such other entities as the Anderson and Roane counties Boards of Education, this report is restricted only to the actual activities of Oak Ridge Schools.

Vision

Every student prepared for college, career, and life success.

Mission

Provide an adaptive and challenging learning environment and instruction that prepares each student for excellence in education and the workplace, while cultivating integrity, responsibility, and a sustained passion for continued learning.

History and Outlook

Oak Ridge Schools started on October 4, 1943, when 637 students enrolled in three schools: the High School, Robertsville, and Elm Grove. From that date, Oak Ridge Schools have provided quality education and continued the tradition begun during the Manhattan Project.

One reason Alden Blankenship gave for accepting the challenge to be Oak Ridge Schools' first Superintendent of Schools was, "In such a situation it might be possible to make schools real community centers. The program could surely be planned to meet the actual needs of the children. There would be no sacred customs or traditions barring one's way. Despite the existing shortage of teachers, a system of merit would be established with no political strings attached. Recruiting personnel from all parts of the nation to fit into community of as cosmopolitan a makeup as this promised to be quite an adventure in itself."

That was the beginning. One man saw the possibility and created the vision that was quickly implemented, that was quickly accepted by the administrative staff, parents, and teachers alike. It required work, but it provided enormous rewards immediately and ongoing. Nothing like it had ever been attempted before.

Oak Ridge City Historian, Bill Wilcox, has said of those early years, "the bar was set very high those first four formative years in terms of academic standards and expectations." We find the same situation existing today in Oak Ridge Schools. The "bar" of achievement has been raised by new standards being imposed and a changing demographic in our student population. Our schools must respond, as did Blankenship.

Only by having the best staff and teachers, the most engaged parents, the communities, and neighborhoods pulling strongly together behind their schools, can Oak Ridge Schools hope to meet the new challenges of higher state standards, changing demographics and the requirement to ensure that all students achieve to their highest potential.

The Oak Ridge Schools started with a most unusual requirement, they had to be top-notch, and absolutely nothing less was acceptable. General Groves demanded it and Blankenship saw to it. Groves was smart enough to give Blankenship his appointment and encouraged him to reach for the sky and he did.

The same is true today for Oak Ridge Schools. Historically, Oak Ridge Schools began with the standards so high that only the very best teachers and administrators could guide the educational process sufficiently to achieve the standards. The children who were placed in the schools by the scientist, engineers, craftsmen, and others who brought their families to Oak Ridge to help win WWII, were obviously given the best education possible at the time.

In the 2025 fiscal year, Oak Ridge City Schools were comprised of a preschool serving 263 students (ages 3-4), four elementary schools serving 1,753 students, two middle schools serving 1,476 students, and one high school serving 1,584 students. With a licensed staff of 447, our 734 employees work hard each day for our students. Seventy-five percent of our teachers hold a master's level degree and above.

Highlights of the Oak Ridge Schools Fiscal Year 2025 Finances

Revenues

The major sources of revenues for Oak Ridge Schools are Anderson and Roane counties, the State of Tennessee, the City of Oak Ridge, and the Federal Government.

County Revenues

County revenues come from two primary sources, property, and sales tax, and are allocated to school systems based on their proportion of student attendance. The fiscal year ("FY") 2025 budget contained a projected increase in County funds of \$1,760,159 over the FY 2024 budgeted amount. County funds represented approximately 29.00% of the Oak Ridge Schools FY 2025 adopted budget.

State Revenues

Representing approximately 44.94% of total budget revenues for the Oak Ridge Schools' budget, state funds must be used for programming under the guidelines of the Tennessee Investment in Student Achievement Act (TISA), which was enacted in May of 2022 for implementation during the 2023-2024 school year. The TISA funding plan is a student-based funding formula based on a number of factors which include: base funding for the average daily membership (ADM) student counts; weights funding for students with unique learning needs; direct funding to support literacy, CTE, & postsecondary readiness; and outcomes funding for district educational excellence. Overall, the projected state funds increased by \$2,450,000. Beginning in FY 2024 and in future years, all increases or decreases will be dictated primarily by student enrollment and the unique needs of those students.

City Revenues

Funds from the City of Oak Ridge were budgeted with a \$ - 0 - increase for FY 2025 Budget. Overall City funding represents approximately 20.47% of total school revenues.

Staff Development

Oak Ridge Schools believe the key to excellence of our school system will continue to be a highly qualified and dedicated staff with the encouragement and support to pursue innovative learning strategies. The goal of Oak Ridge Schools Professional Development is to improve classroom instructions in order to increase student achievement, student growth, and system-wide cohesion. The budget provides opportunities at both the building level and the system level for staff development tied to district and school goals.

Special Education-At-Risk

Programming and services for special education are available to students who are eligible under one or more of the disability categories identified by IDEA. Certifying specialists address all referrals and determine a child's eligibility using TN standards for Disability Evaluation and Eligibility. Oak Ridge Schools requires special education staff to develop an appropriate Individualized Education Plan (IEP) with direct services, modifications, accommodations, and or/related services. All staff serving on an individual student's team are responsible for the implementation of the IEP.

Technology Initiatives

The Oak Ridge Schools District operates with an annual Technology Plan. This plan calls for continued sustainability of the one-to-one device initiative for grades K-12, instructional and administrative software, and staff training. The technology department will continue to make technology available, capable, and reliable to students, teachers, administrators, and support staff throughout the system.

Other Information

Internal Controls

An internal controls structure that has been designed, managed, and maintained by the Schools is in place to ensure the district's assets are protected from loss, theft and misuse and to ensure that accurate accounting data is compiled in the preparation of the financial statement in conformity with U.S. Generally Accepted Accounting Principles ("GAAP"). The internal control structure is designed to provide reasonable, but not absolute, assurance that these objectives are met. In complying with GAAP, Oak Ridge Schools implements all applicable GASB accounting pronouncements.

Independent Audit

State law and the City Charter require an annual audit of the accounts and financial records of the Schools by independent certified public accountants selected by the Board of Education. Brown Jake & McDaniel, P.C. has issued an unqualified opinion on the financial statements of Oak Ridge Schools for the year ended on June 30, 2025. The independent auditors' report has been included in this report at the front of the financial section.

Management's Discussion and Analysis ("MD&A")

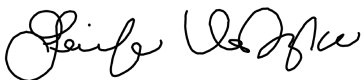
Generally Accepted Accounting Principles require that management provide a narrative introduction, overview, and analysis to accompany the financial statements in the form of the MD&A. This Letter of Transmittal is designed to complement the MD&A and should be read in conjunction with it. The Schools' MD&A can be found immediately following the Independent Auditor's Report.

Acknowledgements

The preparation of this report on a timely basis could not be accomplished without the efficient and dedicated services of the entire staff of the Business Services Department. We would like to express our appreciation to all members of the department who assisted and contributed to its preparation.

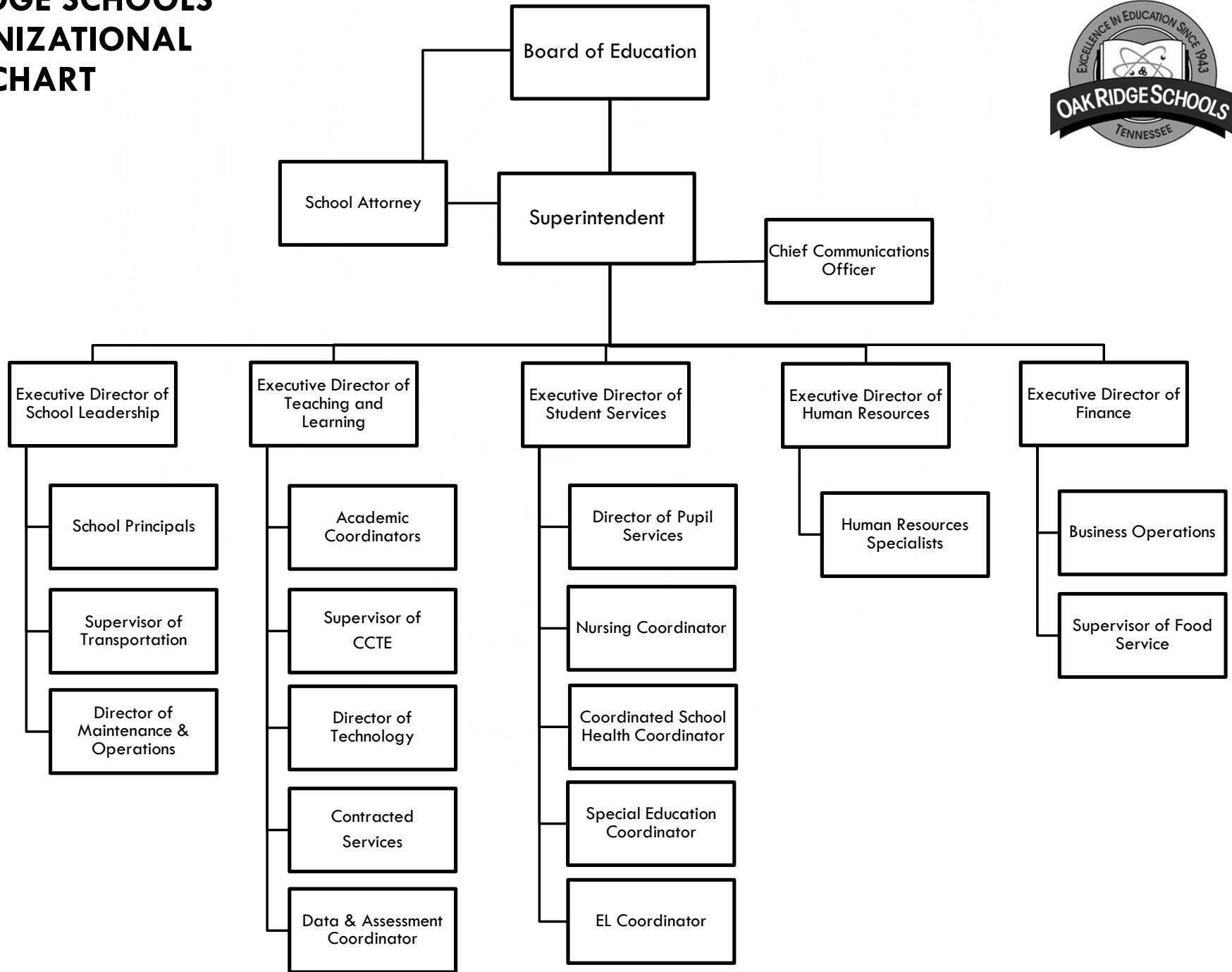
We also wish to thank members of the Board of Education for their continued consideration and support, and for planning and conducting the financial operations of the Schools in a responsible and progressive manner.

Respectfully submitted,



Jenifer Van Dyke
Executive Director of Finance

OAK RIDGE SCHOOLS ORGANIZATIONAL CHART



OAK RIDGE SCHOOLS
OAK RIDGE, TENNESSEE

List of Principal Officials

June 30, 2025

Board of Education

<u>Title</u>	<u>Name</u>
Chairman	Keys Fillauer (7/1/24-11/18/24)
Chairman	Laura McLean (Vice Chair 7/1/24-1/13/25); Chair (1/14/25-6/30/25)
Vice Chairman	Erin Webb (1/14/25-6/30/25)
Board Member	Angi Agle (7/1/24-11/18/24)
Board Member	Mary Crank (11/18/24-6/30/25)
Board Member	Heather Hartman
Board Member	Ashley Craven (11/18/24-6/30/25)

<u>Title</u>	<u>Name</u>
Superintendent of Schools	Bruce Borchers, Ph. D
Executive Director of School Leadership	Jenifer Laurendine
Executive Director of Teaching and Learning	Kelly Williams, Ed. D
Executive Director of Human Resources	Matthew Bradburn
Executive Director of Student Services	John Stults
Executive Director of Finance	Jenifer Van Dyke
Chief Communications Officer	Molly Gallagher Smith
School Attorney	Chris McCarty
Director of Maintenance and Operations	Allen Thacker
Director of Pupil Services	Larrissa Henderson, Ed. D
Director of Technology	Doug Cofer
Supervisor of Career Readiness	Holly Cross, Ed. D
Supervisor of Data Services	Jeff Edmonds
Supervisor of School Nutrition	Marcia Wade
Supervisor of Special Education	Amy Perry
Supervisor of Transportation and Safety	Isaac Walton

FINANCIAL SECTION

BROWN JAKE & McDANIEL, PC

CERTIFIED PUBLIC ACCOUNTANTS
 2607 KINGSTON PIKE, SUITE 110
 KNOXVILLE, TENNESSEE 37919-3336
 865/637-8600 • fax: 865/637-8601
 www.bjmpc.com

JOE L. BROWN, CPA, CGFM, CGMA
 FRANK D. McDANIEL, CPA, CGFM, CGMA
 TERRY L. MOATS, CPA, CGFM, CGMA
 JAMES E. BOOHER, CPA, CGMA
 HALEY S. SLAGE, CPA, CGMA

MEMBERS
 AMERICAN INSTITUTE OF
 CERTIFIED PUBLIC ACCOUNTANTS

Independent Auditor's Report

Board of Education
 Oak Ridge Schools
 Oak Ridge, Tennessee

Report on the Audit of the Financial Statements

Opinions

We have audited the accompanying financial statements of the governmental activities, the aggregate discretely presented component unit, each major fund, the aggregate remaining fund information of the Oak Ridge Schools (the "Schools"), Oak Ridge, Tennessee, a special revenue fund of the City of Oak Ridge, Tennessee, as of and for the year ended June 30, 2025, and the related notes to the financial statements, which collectively comprise the Schools' basic financial statements as listed in the table of contents.

In our opinion, the financial statements referred to above present fairly, in all material respects, the respective financial position of the governmental activities, the aggregate discretely presented component units, each major fund, the aggregate remaining fund information and the respective budgetary comparison statements of the General Purpose School Fund and the School Federal Projects Fund of the Oak Ridge Schools, Oak Ridge, Tennessee, as of June 30, 2025, and the respective changes in financial position thereof for the year then ended in accordance with accounting principles generally accepted in the United States of America.

We did not audit the financial statements of Oak Ridge Public Schools Education Foundation, Inc. (the "Foundation"), a discretely presented component unit, which represents \$6,126,642, \$6,126,098 and \$702,547, respectively, of the assets, net position, and changes in net position (losses) of the discretely presented component unit as of December 31, 2024, and the respective changes in financial position, and where applicable, cash flows thereof for the year then ended. Those statements were audited by other auditors whose report has been furnished to us, and our opinion, in so far as it relates to the amounts included for the Foundation, is based solely on the report of the other auditors.

Basis for Opinions

We conducted our audit in accordance with auditing standards generally accepted in the United States of America and the standards applicable to financial audits contained in *Government Auditing Standards*, issued by the Comptroller General of the United States. Our responsibilities under those standards are further described in the Auditor's Responsibilities for the Audit of the Financial Statements section of our report. We are required to be independent of the Oak Ridge Schools (the "Schools") and to meet our other ethical responsibilities, in accordance with the relevant ethical requirements relating to our audit. We believe that the audit evidence we have obtained is sufficient and appropriate to provide a basis for our audit opinions.

Emphasis of Matter

As discussed in Note 1, the financial statements of the Schools are intended to present the financial position, and the changes in financial position of only that portion of the governmental activities, discretely presented component units, each major fund, the aggregate remaining fund information of the City of Oak Ridge, Tennessee that is attributable to the transactions of the Schools. They do not purport to, and do not, present fairly the financial position of the City of Oak Ridge, Tennessee as of June 30, 2025, the changes in its financial position, or, where applicable, its cash flows for the year then ended in conformity with accounting principles generally accepted in the United States of America. Our opinion is not modified with respect to this matter.

Responsibilities of Management for the Financial Statements

Management is responsible for the preparation and fair presentation of these financial statements in accordance with accounting principles generally accepted in the United States of America; this includes the design, implementation, and maintenance of internal control relevant to the preparation and fair presentation of financial statements that are free from material misstatement, whether due to fraud or error.

In preparing the financial statement, management is required to evaluate whether there are conditions or events, considered in the aggregate, that raise substantial doubt about the Oak Ridge Schools (the "Schools") ability to continue as a going concern for twelve months beyond the financial statement date, including any currently known information that may raise substantial doubt shortly thereafter.

Auditor's Responsibilities for the Audit of the Financial Statements

Our objectives are to obtain reasonable assurance about whether the financial statements as a whole are free from material misstatement, whether due to fraud or error, and to issue an auditor's report that includes our opinions. Reasonable assurance is a high level of assurance but is not absolute assurance and therefore is not a guarantee that an audit conducted in accordance with generally accepted auditing standards and *Government Auditing Standards* will always detect a material misstatement when it exists. The risk of not detecting a material misstatement resulting from fraud is higher than for one resulting from error, as fraud may involve collusion, forgery, intentional omissions, misrepresentations, or the override of internal control. Misstatements are considered material if there is a substantial likelihood that, individually or in the aggregate, they would influence the judgment made by a reasonable user based on the financial statements.

In performing an audit in accordance with generally accepted auditing standards and *Government Auditing Standards*, we:

- Exercise professional judgment and maintain professional skepticism throughout the audit.
- Identify and assess the risks of material misstatement of the financial statements, whether due to fraud or error, and design and perform audit procedures responsive to those risks. Such procedures include examining, on a test basis, evidence regarding the amounts and disclosures in the financial statements.
- Obtain an understanding of internal control relevant to the audit in order to design audit procedures that are appropriate in the circumstances, but not for the purpose of expressing an opinion on the effectiveness of the Schools' internal control. Accordingly, no such opinion is expressed.
- Evaluate the appropriateness of accounting policies used and the reasonableness of significant accounting estimates made by management, as well as evaluate the overall presentation of the financial statements.
- Conclude whether, in our judgment, there are conditions or events, considered in the aggregate, that raise substantial doubt about the Schools' ability to continue as a going concern for a reasonable period of time.

We are required to communicate with those charged with governance regarding, among other matters, the planned scope and timing of the audit, significant audit findings, and certain internal control-related matters that we identified during the audit.

Required Supplementary Information

Accounting principles generally accepted in the United States of America require that the management's discussion and analysis on pages 10 through 19 and the required supplementary information on pages 88 through 97 be presented to supplement the basic financial statements. Such information is the responsibility of management and, although not a part of the basic financial statements, is required by the Governmental Accounting Standards Board who considers it to be an essential part of financial reporting for placing the basic financial statements in an appropriate operational, economic, or historical context. We have applied certain limited procedures to the required supplementary information in accordance with auditing standards generally accepted in the United States of America, which consisted of inquiries of management about the methods of preparing the information and comparing the information for consistency with management's responses to our inquiries, the basic financial statements, and other knowledge we obtained during our audit of the basic financial statements. We do not express an opinion or provide any assurance on the information

because the limited procedures do not provide us with sufficient evidence to express an opinion or provide any assurance.

Supplementary Information

Our audit was conducted for the purpose of forming opinions on the financial statements that collectively comprise the Schools' basic financial statements. The other supplementary information, including the schedule of expenditures of federal and state awards and the schedule of noncash federal awards, as required by Title 2 U.S. *Code of Federal Regulations* Part 200, *Uniform Administrative Requirements, Cost Principles, and Audit Requirements for Federal Awards*, is presented for purposes of additional analysis and is not a required part of the basic financial statements. Such information is the responsibility of management and was derived from and relates directly to the underlying accounting and other records used to prepare the basic financial statements. The information has been subjected to the auditing procedures applied in the audit of the basic financial statements and certain additional procedures, including comparing and reconciling such information directly to the underlying accounting and other records used to prepare the basic financial statements or to the basic financial statements themselves, and other additional procedures in accordance with auditing standards generally accepted in the United States of America. In our opinion, the other supplementary information, including the schedule of expenditures of federal and state awards and the schedule of noncash federal awards, is fairly stated, in all material respects, in relation to the basic financial statements as a whole.

Report on Summarized Comparative Information

We have previously audited the Oak Ridge Schools' financial statements, and we expressed an unmodified audit opinion on those audited financial statements in our report dated January 27, 2025. In our opinion, the summarized comparative information presented herein as of and for the year ended June 30, 2024, is consistent, in all material respects, with audited financial statements from which it has been derived.

Other Information

Management is responsible for the other information included in the annual report. The other information comprises the introductory and statistical sections but does not include the basic financial statements and our auditor's report thereon. Our opinions on the basic financial statements do not cover the other information, and we do not express an opinion or any form of assurance thereon.

In connection with our audit of the basic financial statements, our responsibility is to read the other information and consider whether a material inconsistency exists between the other information and the basic financial statements, or the other information otherwise appears to be materially misstated. If, based on the work performed, we conclude that an uncorrected material misstatement of the other information exists, we are required to describe it in our report.

Other Reporting Required by Government Auditing Standards

In accordance with *Government Auditing Standards*, we have also issued our report dated December 15, 2025, on our consideration of the Schools' internal control over financial reporting and on our tests of its compliance with certain provisions of laws, regulations, contracts, and grant agreements and other matters. The purpose of that report is solely to describe the scope of our testing of internal control over financial reporting and compliance and the results of that testing, and not to provide an opinion on the effectiveness of the Schools' internal control over financial reporting or on compliance. In accordance with the Uniform Guidance, we have also issued our report dated December 15, 2025 on our consideration of the Schools' internal control over major programs and on our tests of its compliance with certain provisions of laws, regulations, contracts, and grant agreements and other matters. These reports are an integral part of an audit performed in accordance with *Government Auditing Standards* in considering the Schools' internal control over financial reporting and compliance.

Brown Lake & McDaniel, PC

Knoxville, Tennessee
December 15, 2025

**OAK RIDGE SCHOOLS
OAK RIDGE, TENNESSEE**

**MANAGEMENT'S DISCUSSION AND ANALYSIS
FOR THE FISCAL YEAR ENDED JUNE 30, 2025**

As management of Oak Ridge Schools (the "Schools"), we offer readers of the Schools' financials statements this narrative overview and analysis of the financial activities of the Schools for the fiscal year ended June 30, 2025.

Management's Discussion and Analysis ("MD&A") focuses on current year activities and resulting changes. Please consider the information presented here in conjunction with our Letter of Transmittal (beginning page 1) and the Schools' accompanying financial statements (beginning page 20).

INDEPENDENT AUDIT

The unmodified opinion of our independent external auditors, Brown, Jake and McDaniel, P.C., is included in this report on pages 7 through 9.

FINANCIAL HIGHLIGHTS

Highlights of the financial statements for the year ended June 30, 2025, for Oak Ridge Schools are as follows:

- **Net Position.** Total governmental assets and deferred outflows of resources at year-end were \$129.6 million and were more than liabilities and deferred inflows of resources by \$45.1 million. Of the total net position, the Schools had a balance of \$9.3 million in unrestricted net position. Net position increased from fiscal year ("FY") 2024 to FY 2025 by \$4,901,610.
- **Fund Balances.** At year end, the Schools' governmental funds reported combined ending fund balances of \$26.5 million, of which \$21.8 million is available for spending at the Schools' discretion (unrestricted fund balance).
- **General Purpose School Fund - Fund Balance.** During the current year, total fund balance for the General Purpose School Fund increased by \$1,402,550 to \$22.9 million or 28.0% of current year expenditures. During the current year, unrestricted fund balance for the General Purpose School Fund increased by \$1,408,503 to \$21.4 million or 26.2% of current year expenditures.
- **Governmental Revenues and Expenses.** Governmental revenues were \$93.2 million for FY 2025 and \$93.3 million for FY 2024. Governmental expenses for FY 2025 were \$88.1 million which includes depreciation expense of \$3.9 million.
- **Capital Assets.** Net capital assets decreased by \$938,575 million during FY 2025, which was due to decrease of construction in progress.

SUMMARY OF ORGANIZATION

Oak Ridge Schools were established by the City of Oak Ridge, Tennessee (the City) under the provisions of the City's Charter, Article VI, Section 1-18. The City of Oak Ridge is located in Anderson and Roane Counties. The Schools began operations on June 16, 1959.

**OAK RIDGE SCHOOLS
OAK RIDGE, TENNESSEE**

**MANAGEMENT'S DISCUSSION AND ANALYSIS
FOR THE FISCAL YEAR ENDED JUNE 30, 2025**

Prior to this date, the Schools were operated by the U.S. Atomic Energy Commission, from 1943 through June 15, 1959. The Schools are governed by a Board of Education (the "Board") composed of five citizens who live within the City. Board members serve for a term of four years and are elected by citizens via a city-wide vote. The Board hires a School Superintendent who manages the Schools.

The Schools operate seven schools which consist of four elementary, two middle, and one high school. All of the Schools are accredited by the Southern Association of Colleges and Schools (SACS). In addition, the Schools operate a system-wide preschool program and an elementary extended childcare program.

The Schools receive annual funding from the City of Oak Ridge and a pro-rata share of property taxes and local option sales taxes from Anderson and Roane counties based upon weighted average daily attendance. The Oak Ridge City Council annually approves the Schools' appropriations for its five governmental funds.

OVERVIEW OF THE ANNUAL FINANCIAL STATEMENTS

Management's Discussion and Analysis serves as an introduction to the basic financial statements and supplementary information. The MD&A represents management's examination and analysis of the Schools' financial condition and performance. Summary financial statement data, key financial and operational indicators used in the Schools' budget and other management tools were used for this analysis.

The Schools' basic financial statements comprise five main components: (1) departmental-wide financial statements, (2) fund financial statements, (3) notes to the financial statements, (4) required supplementary information, and (5) supplementary section.

Departmental-Wide Financial Statements. The Schools operate under the City Charter and are considered a department of the City; therefore, these financial statements are "blended" within the City's financial statements. The departmental-wide financial statements are designed to provide readers with a broad overview of the Schools' finances, in a manner similar to a private-sector business.

The statement of net position presents information on all of the assets, liabilities and deferred outflows/inflows of the Schools, with the difference reported as net position. Over time, increases or decreases in net position may serve as a useful indicator of whether the financial position of the Schools is improving or deteriorating.

The statement of activities presents information showing how the net position of the Schools changed during the most recent fiscal year. All changes in net position are reported as soon as the underlying event giving rise to the change occurs, regardless of the timing of related cash flows; thus, some revenues and expenses are reported in this statement for items that will only result in cash flows in future fiscal periods (e.g., long-term liabilities).

The departmental-wide financial statements include not only the Board of Education itself (known as the primary department), but also a legally separate component unit, the Oak Ridge Public Schools Education Foundation, Inc. (the "Foundation"), which provides financial support to the

**OAK RIDGE SCHOOLS
OAK RIDGE, TENNESSEE**

**MANAGEMENT'S DISCUSSION AND ANALYSIS
FOR THE FISCAL YEAR ENDED JUNE 30, 2025**

Schools. Financial information for the Foundation is reported separately from the financial information for the primary department.

The departmental-wide financial statements can be found on pages 20 through 22 of this report.

Fund Financial Statements. A fund is a group of related accounts that is used to maintain control over resources that have been segregated for specific activities or objectives. The Schools, like other local governments, use fund accounting to ensure and demonstrate compliance with finance-related legal requirements. All of the funds of the Schools can be divided into three categories: governmental funds, proprietary funds, and fiduciary funds.

Governmental Funds. Governmental funds are used to account for essentially the same functions reported as governmental activities in the departmental-wide financial statements. However, unlike the departmental-wide financial statements, governmental fund financial statements focus on near-term inflows and outflows of spendable resources, as well as on balances of spendable resources available at the end of the fiscal year. Such information may be useful in evaluating the government's near-term financing requirements.

Because the focus of governmental funds is narrower than that of the departmental-wide financial statements, it is useful to compare the information presented for governmental funds with similar information presented for governmental activities in the departmental-wide financial statements. By doing so, readers may better understand the long-term impact of the government's near-term financing decisions. Both the governmental fund balance sheet and the governmental fund statement of revenues, expenditures, and changes in fund balance provide a reconciliation to facilitate this comparison between governmental funds and governmental activities.

The Schools maintain five individual governmental funds. Information is presented separately in the governmental fund balance sheet and in the governmental fund statement of revenues, expenditures, and changes in fund balances for the General Purpose Schools Fund and School Federal Projects Fund, each of which are considered to be major funds. The Schools' three non-major funds are the Other Education Special Revenue Fund, the Extended School Program Fund, and Central Cafeteria Fund.

The basic governmental fund financial statements, and reconciliations to the government-wide financial statements can be found on pages 23 through 26 of this report.

Budget to Actual Comparison - Major Funds. The Schools adopt an annual appropriated budget for all governmental funds. A budgetary comparison statement has been provided for the General Purpose School Fund and the School Federal Projects Fund (major funds) to demonstrate compliance with this budget. Budget to actual comparison for the major funds can be found on pages 27 through 28 of this report.

Fiduciary Funds. Fiduciary funds are used to account for resources held for the benefit of parties outside the governmental entity. Fiduciary funds are not reflected in the departmental-wide financial statement because the Schools cannot use these funds to finance its operations.

**OAK RIDGE SCHOOLS
OAK RIDGE, TENNESSEE**

**MANAGEMENT'S DISCUSSION AND ANALYSIS
FOR THE FISCAL YEAR ENDED JUNE 30, 2025**

The Schools use a private purpose trust fund to account for the college scholarships which are awarded to graduating seniors on an annual basis. The basic fiduciary fund financial statements can be found on pages 29 and 30 of this report.

Notes to the Financial Statements: The notes provide additional information that is essential for a full understanding of the data provided in the departmental-wide and fund financial statements. The notes to the financial statements can be found on pages 31 through 87 of this report.

Required Supplementary Information (RSI): This information provides various schedules related to the Tennessee Consolidated Retirement System ("TCRS") plans for the Schools' personnel. Also included are schedules related to the TGOP OPEB Plan and the TNP OPEB Plan for retirees which can be found on pages 96 and 97 of this report.

Supplementary Section: This information provides comparative financial statements for individual funds, schedules of expenditures of federal and state awards and noncash federal awards. The supplementary information can be found on pages 98 through 127 of this report.

DEPARTMENTAL-WIDE FINANCIAL ANALYSIS

As noted earlier, net position may serve over time as a useful indicator of a government's financial position. The Schools' governmental-type assets and deferred outflows of resources were greater than liabilities and deferred inflows by \$45.1 million for June 30, 2025, and assets and deferred outflows of resources were greater than liabilities and deferred inflows by \$40.2 million for June 30, 2024, respectively.

**Table 1
Net Position**

	<u>2025</u>	<u>(Restated) 2024</u>	<u>Increase (Decrease)</u>	<u>Percentage Change</u>
Assets				
Current and Other Assets	\$ 48,417,959	\$ 40,544,578	\$ 7,873,381	19.42%
Capital Assets	72,653,142	73,591,717	(938,575)	-1.28%
Total Assets	<u>\$ 121,071,101</u>	<u>\$ 114,136,295</u>	<u>\$ 6,934,806</u>	<u>6.08%</u>
Deferred Outflows of Resources	<u>\$ 8,561,619</u>	<u>\$ 12,615,311</u>	<u>\$ (4,053,692)</u>	<u>-32.13%</u>
Liabilities				
Current Liabilities	\$ 11,265,130	\$ 12,480,168	\$ (1,215,038)	-9.74%
Noncurrent Liabilities	67,881,553	70,901,758	(3,020,205)	-4.26%
Total Liabilities	<u>\$ 79,146,683</u>	<u>\$ 83,381,926</u>	<u>\$ (4,235,243)</u>	<u>-5.08%</u>
Deferred Inflows of Resources	<u>\$ 5,398,948</u>	<u>\$ 3,184,201</u>	<u>\$ 2,214,747</u>	<u>69.55%</u>
Net Position				
Net Investment in Capital Assets	\$ 14,382,971	\$ 10,314,546	\$ 4,068,425	39.44%
Restricted	21,360,344	15,508,663	5,851,681	37.73%
Unrestricted	9,343,774	14,362,270	(5,018,496)	-34.94%
Total Net Position	<u>\$ 45,087,089</u>	<u>\$ 40,185,479</u>	<u>\$ 4,901,610</u>	<u>12.20%</u>

**OAK RIDGE SCHOOLS
OAK RIDGE, TENNESSEE**

**MANAGEMENT'S DISCUSSION AND ANALYSIS
FOR THE FISCAL YEAR ENDED JUNE 30, 2025**

By far the largest portion of the Schools' net position reflects its net investment in capital assets (e.g., land, buildings, machinery, and equipment), less any related debt used to acquire those assets that is still outstanding. The Schools use these capital assets to provide services to students; consequently, these assets are not available for future spending. Although the Schools' investment in its capital assets is reported net of related debt, it should be noted that the resources needed to repay this debt must be provided from the City, since the capital assets themselves cannot be used to liquidate these liabilities.

The unrestricted net position may be used to meet the Schools' obligations to students, employees, and creditors as well as help fund next year's budget.

The Schools' governmental change in net position increased by \$4,901,610 and \$6,352,844, during FY 2025 and FY 2024, respectively.

**Table 2
Statement of Revenues, Expenses and Change in Net Position**

	2025	(Restated) 2024	Increase (Decrease)	Percentage Change
Revenues				
Program Revenues:				
Charges for Services	\$ 1,045,831	\$ 903,944	\$ 141,887	15.70%
Operating Grants and Contributions	43,481,738	45,035,992	(1,554,254)	-3.45%
General Revenues:				
Property Taxes	12,985,263	13,037,241	(51,978)	-0.40%
Other Local Taxes	10,310,404	9,761,828	548,576	5.62%
Investment Income	1,112,036	1,013,650	98,386	9.71%
OPEB Income	469,620	436,896	32,724	7.49%
Contributions	80,345	66,107	14,238	21.54%
Miscellaneous	603,541	644,483	(40,942)	-6.35%
Gain (loss) on sale of assets	(2,174)	(2,426)	252	10.39%
Transfer to City for Debt Service	(637,205)	(637,205)	-	0.00%
Transfers from the City's General Fund	23,738,499	23,081,982	656,517	2.84%
Total Revenues	<u>93,187,898</u>	<u>93,342,492</u>	<u>(154,594)</u>	<u>-0.17%</u>
Program Expenses				
Instructional	46,290,589	46,328,638	(38,049)	-0.08%
Support Services	31,172,122	30,511,164	660,958	2.17%
Non-Instructional	6,057,017	5,908,786	148,231	2.51%
Other Capital Outlay	1,906,362	1,100,504	805,858	73.23%
Internal School Fund	1,742,689	1,550,739	191,950	12.38%
Interest on Long-Term Debt	1,117,509	1,589,817	(472,308)	-29.71%
Total Expenses	<u>88,286,288</u>	<u>86,989,648</u>	<u>1,296,640</u>	<u>1.49%</u>
Change in Net Position	4,901,610	6,352,844	(1,451,234)	-22.84%
Beginning Net Position	<u>40,185,479</u>	<u>33,832,635</u>	<u>6,352,844</u>	<u>18.78%</u>
Ending Net Position	<u>\$ 45,087,089</u>	<u>\$ 40,185,479</u>	<u>\$ 4,901,610</u>	<u>12.20%</u>

The change in net position in FY 2025 increased by 12% mostly due to increase in transfers and contributions.

**OAK RIDGE SCHOOLS
OAK RIDGE, TENNESSEE**

**MANAGEMENT'S DISCUSSION AND ANALYSIS
FOR THE FISCAL YEAR ENDED JUNE 30, 2025**

Revenues. The Tennessee Investment in Student Achievement Act (TISA) was enacted in May of 2022. The TISA funding plan is a student-based funding formula based on a number of factors which include: based funding for the average daily membership (ADM) student counts; weights funding for students with unique learning needs; direct funding to support literacy, CTE, and postsecondary readiness; and outcomes funding for district educational excellence. All increases or decreases will be dictated primarily by student enrollment and the unique needs of those students.

The Schools' TISA revenues during FY 2025 were \$33,121,705.

Local taxes which consist of Anderson County and Roane County property taxes and local option sales taxes were \$23,295,667 in FY 2025 and \$22,799,069 in FY 2024, for a 2.18% increase.

Expenses. Annual cash payments from the City's General Fund were \$23,738,499 for FY 2025 and \$23,081,982 for FY 2024, resulting in a 2.84% increase.

Annual payments from the City's Debt Service Fund were \$6,715,197 during FY 2025 and \$6,983,914 during FY 2024 for principal and interest payments related to City-issued school debt for a 3.8% decrease.

Instructional expenses represent the largest category for FY 2025 and FY 2024 with expenses of \$42,087,820 and \$41,454,834, respectively, which is 46.1% and 46.8% of total expenses in FY 2025 and FY 2024, respectively.

FINANCIAL ANALYSIS OF THE SCHOOLS' FUNDS

As noted earlier, the Schools use fund accounting to ensure and demonstrate compliance with finance and related legal requirements.

Governmental Funds. The focus of the Schools' governmental funds is to provide information on near-term inflows, outflows, and balances of spendable resources. Such information is useful in assessing the Schools' financing requirements. In particular, unassigned fund balance may serve as a useful measure of the Schools' net resources available for spending at the end of the fiscal year.

As of June 30, 2025, the Schools' governmental funds reported a combined fund balance of \$26,484,724, an increase of \$1,505,271 from the previous year. The unassigned fund balance of \$18,388,733 is 69.4% of the combined fund balances. The unassigned fund balance is available for spending at the Schools' discretion. Pursuant to GASB Statement No. 54, the remainder of the fund balance is classified as nonspendable - \$211,920, restricted for a specific purpose per enabling legislation (Career Ladder/Extended Contract and Support Services/Non-instructional) - \$1,712,265, \$1,492,922 for Internal School Funds, restricted Stabilization Reserve Trust - \$1,297,753 and unspent for a specific purpose per action by the Board of Education - \$3,381,131.

**OAK RIDGE SCHOOLS
OAK RIDGE, TENNESSEE**

**MANAGEMENT'S DISCUSSION AND ANALYSIS
FOR THE FISCAL YEAR ENDED JUNE 30, 2025**

**Table 3
Balance Sheets - Governmental Funds**

	<u>2025</u>	<u>2024</u>
Total Assets	\$ 32,743,304	\$ 30,860,328
Total Liabilities and Deferred Inflows of Resources	\$ 6,258,580	\$ 5,880,875
Fund Balances:		
Nonspendable	211,920	58,042
Restricted	4,502,940	4,600,991
Committed	3,381,131	3,360,212
Unassigned	18,388,733	16,960,208
Total Fund Balances	<u>26,484,724</u>	<u>24,979,453</u>
Total Liabilities, Deferred Inflows of Resources and Fund Balances	<u>\$ 32,743,304</u>	<u>\$ 30,860,328</u>

**Table 4
Statements of Revenues, Expenditures and Changes
in Fund Balance - Governmental Funds**

	<u>2025</u>	<u>2024</u>
Revenues		
Local Taxes	\$ 23,295,667	\$ 22,799,069
Charges for Services	1,526,557	1,350,450
Other Local Sources	1,166,043	1,112,789
State of Tennessee - TISA/BEP	33,121,705	31,635,844
State of Tennessee - Other	1,800,803	2,930,637
Federal Government	6,683,812	8,717,770
Other Local Revenues	1,795,249	1,682,345
SRT Investment Income	111,864	83,793
Other	117,456	150,544
Total Revenues	<u>69,619,156</u>	<u>70,463,241</u>
Expenditures		
Instructional	42,087,820	41,454,834
Support Services	30,122,486	30,219,770
Non-Instructional	7,785,443	7,449,109
Capital Outlays	4,497,233	2,527,860
Debt Service	6,722,197	6,990,614
Total Expenses	<u>91,215,179</u>	<u>88,642,187</u>
Total Other Financing Sources (Uses) - Net	<u>23,101,294</u>	<u>22,444,777</u>
Net Changes in Fund Balances	1,505,271	4,265,831
Beginning Fund Balance	<u>24,979,453</u>	<u>20,713,622</u>
Ending Fund Balance	<u>\$ 26,484,724</u>	<u>\$ 24,979,453</u>

**OAK RIDGE SCHOOLS
OAK RIDGE, TENNESSEE**

**MANAGEMENT'S DISCUSSION AND ANALYSIS
FOR THE FISCAL YEAR ENDED JUNE 30, 2025**

General Purpose School Fund. The General Purpose School Fund is the main operating fund of the Schools. At June 30, 2025, unrestricted fund balance was \$18,388,733 while total fund balance was \$22,894,705. As a measure of the fund's liquidity, it may be useful to compare both unrestricted fund balance and total fund balance to total expenditures. Unrestricted fund balance represents 22.5% of total general purpose school fund expenditures. The total fund balance represents 28.0% of total general purpose school fund expenditures.

The fund balance of the Schools' General Purpose School Fund increased by \$1,402,550 during the current fiscal year. A few highlights of the General Purpose School Funds are as follows:

- Revenues and other net financing sources were \$83,926,155 for FY 2025 and \$82,296,783 for FY 2024, an increase of \$1,629,372.
- Expenditures and other financing uses were \$82,523,605 for FY 2025 and \$77,885,344 for FY 2024, an increase of \$4,638,261.
- Instructional expenditures represent 48.8% of the total expenditures for FY 2025 and 50.5% for FY 2024.

School Federal Projects Fund. The School Federal Projects Fund, which accounts for a majority of the Schools' federal grants, reported expenditures and transfers of \$4,432,312 for 2025 and \$6,777,049 for 2024, with a net decrease of \$2,344,737.

MAJOR FUNDS BUDGETARY HIGHLIGHTS

The General Purpose School Fund's fund balance increased \$1,402,550 which was due in large part to the increase in funding from the State of Tennessee.

The General Purpose School Fund's budgetary comparison statements are on pages 101 and 102.

The School Federal Projects Fund had (\$0.4) million less than budgeted in revenues and (\$0.4) million less than budgeted in expenditures in 2025.

The School Federal Project Fund's budgetary comparison statements are on page 105.

CAPITAL ASSETS

The Schools' investment in capital assets for its governmental activities as of June 30, 2025, was \$159.8 million with accumulated depreciation of \$87.2 million resulting in a net book value of \$72.6 million. The majority of net capital assets are land, buildings, and related improvements, which were \$70.2 million or 96.6% of total net capital assets.

The majority of capital asset activity is due to capital projects at various schools.

Additional information on the Schools' capital assets can be found in Note 4 to the financial statements.

**OAK RIDGE SCHOOLS
OAK RIDGE, TENNESSEE**

**MANAGEMENT'S DISCUSSION AND ANALYSIS
FOR THE FISCAL YEAR ENDED JUNE 30, 2025**

LONG-TERM DEBT AND OTHER LONG-TERM LIABILITIES

Total long-term debt at June 30, 2025 and 2024, was \$63.0 million and \$68.4 million, respectively. Total long-term debt decreased from FY 2024 to FY 2025 by \$5.5 million.

Total other long-term liabilities at June 30, 2025 and 2024, were \$11.1 million and \$10.2 million, respectively. Total other long-term liabilities increased from FY 2024 to FY 2025 by 0.9 million.

Additional information on the Schools' long-term debt and other long-term liabilities can be found in Notes 5, 6, 13, 14, 15, 16 and 17 to the financial statements.

ENROLLMENT

The Schools' enrollment has increased steadily since FY 2019. Current enrollment is 5,076 for FY 2025 compared to 5,059 for FY 2024. Due to projected new residential developments, management is closely monitoring various factors affecting future enrollment.

ECONOMIC FACTORS AND NEXT YEAR'S BUDGET

During the preparation of the FY 2026 budget, the following major assumptions were used.

- FY 2026 budgeted expenditures for the General Purpose School Fund were \$83.1 million.
- Compensation and benefits budgeted in FY 2026 for employees increased by \$5,678,883 over the prior year.
- For FY 2026, the Schools have projected no increase in vision or life insurance premiums, but an 8.0% increase in health insurance premiums and a 5.0% increase in dental insurance premiums. A projected TCRS employer contribution rate of 5.77% for certified (teachers) staff and 6.18% for non-certified (support) staff was used.

FINAL COMMENTS

The entire Oak Ridge School District, the preschool, all four elementary schools, two middle schools, and the high school are STEM Certified by Cognia. It is the first entire district to be certified in the State of Tennessee and the second entire district in the world. Our focus on STEM demonstrates our continued commitment to ensure every Oak Ridge student is prepared for college, career, and life success.

**OAK RIDGE SCHOOLS
OAK RIDGE, TENNESSEE**

**MANAGEMENT'S DISCUSSION AND ANALYSIS
FOR THE FISCAL YEAR ENDED JUNE 30, 2025**

The Oak Ridge School District was born in the shadow of the Manhattan Project in 1943. Like the project that brought together the nation's greatest minds for a common goal, the school system set the bar high for educational excellence from the beginning. Oak Ridge Schools offer a challenging STEM curriculum with a deliberate focus on collaboration, communication, critical thinking, and creativity to ensure success for every student.

CONTACTING THE SCHOOLS

This financial report is designed to provide our citizens, parents, students, creditors, and regulatory agencies with an overview of the Schools' finances. If you have any questions about this report or need additional information, you may contact the Schools as follows:

Ms. Jenifer Van Dyke
Finance Director
Oak Ridge Schools
304 New York Avenue, Oak Ridge, Tennessee 37830
865-425-9004
www.ortn.edu

OAK RIDGE SCHOOLS
OAK RIDGE, TENNESSEE

Statement of Net Position

June 30, 2025

	Departmental - Governmental Activities	Component Unit - Foundation
<u>ASSETS AND DEFERRED OUTFLOWS OF RESOURCES</u>		
Current assets:		
Cash and cash equivalents	\$ 21,553,211	\$ 369,430
Investments, at fair value	-	4,687,689
Accounts receivable	1,080,698	-
Due from other governments	2,678,488	-
Prepaid items	199,244	-
	<u>25,511,641</u>	<u>5,057,119</u>
Total current assets		
Restricted assets:		
Cash and cash equivalents	3,005,746	-
Investment - Stabilization Reserve Trust	1,297,753	-
Accounts receivable	355,624	-
Grants receivable	1,389,791	-
Inventory	18,891	-
Prepaid items	1,405	-
	<u>6,069,210</u>	<u>-</u>
Capital assets:		
Land	156,355	-
Building and equipment - net of accumulated depreciation	<u>72,496,787</u>	<u>-</u>
Total capital assets	<u>72,653,142</u>	<u>-</u>
Other assets:		
Net pension asset	16,837,108	-
Unconditional promises to give, net	-	15,000
Investments - endowment, at fair value	<u>-</u>	<u>1,054,523</u>
Total other assets	<u>16,837,108</u>	<u>1,069,523</u>
Total non-current assets	<u>89,490,250</u>	<u>1,069,523</u>
Total assets	<u>121,071,101</u>	<u>6,126,642</u>
Deferred outflows of resources:		
Pension contributions subsequent to the measurement date - pension	2,398,970	-
Contributions subsequent to the measurement date - OPEB	275,701	-
Changes in proportionate and differences between contributions and proportionate share of contributions - pension	26,546	-
Changes in proportionate share of liability - OPEB	105,509	-
Change in assumptions - pension	144,445	-
Change in assumptions - OPEB	843,236	-
Differences between expected and actual experience - pension	3,956,606	-
Differences between expected and actual experience - OPEB	<u>810,606</u>	<u>-</u>
Total deferred outflows of resources	<u>8,561,619</u>	<u>-</u>

(Continued)

OAK RIDGE SCHOOLS
OAK RIDGE, TENNESSEE

Statement of Net Position
(Continued)

June 30, 2025

<u>LIABILITIES, DEFERRED INFLOWS OF RESOURCES AND NET POSITION</u>	<u>Departmental - Governmental Activities</u>	<u>Component Unit - Foundation</u>
Current liabilities (payable from current assets):		
Accounts payable	\$ 412,922	\$ 544
Accrued salaries and benefits	4,446,062	-
Current portion of other long-term liabilities	1,063,142	-
Current portion of long-term debt	5,137,925	-
Current liabilities (payable from restricted assets):		
Accounts payable	81,698	-
Accrued salaries and benefits	123,381	-
Total current liabilities (payable from current assets)	<u>11,265,130</u>	<u>544</u>
Non-current liabilities:		
Net OPEB liability	7,563,507	-
Long-term debt	57,827,472	-
Other long-term liabilities	2,490,574	-
Total non-current liabilities	<u>67,881,553</u>	<u>-</u>
Total liabilities	<u>79,146,683</u>	<u>544</u>
Deferred inflows of resources:		
Advance payments - school food service	32,064	-
Debt refunding	61,997	-
Differences between expected and actual experience - pension	152,441	-
Differences between expected and actual experience - OPEB	533,024	-
Changes in proportionate and differences between contributions and proportionate share of contributions - pension	303,090	-
Changes in proportionate share of liability - OPEB	526,462	-
Changes in assumptions - OPEB	551,029	-
Differences between expected and actual earnings - pension	3,238,841	-
Total deferred inflows of resources	<u>5,398,948</u>	<u>-</u>
Net position:		
Net investment in capital assets	14,382,971	-
Restricted	21,360,344	957,781
Unrestricted	9,343,774	5,168,317
Total net position	<u>\$ 45,087,089</u>	<u>\$ 6,126,098</u>

The accompanying notes are an integral
part of these financial statements.

OAK RIDGE SCHOOLS
OAK RIDGE, TENNESSEE

Statement of Activities

Year Ended June 30, 2025

Functions/Programs	Expenses	Program Revenues			Net Revenue (Expense) and Change in Net Position	
		Charges for Services	Operating Grants and Contributions	Capital Grants and Contributions	Departmental Governmental Activities	Component Unit - Foundation
Governmental Activities						
Instructional	\$ 46,290,589	\$ 370,944	\$ 37,951,457	\$ -	\$ (7,968,188)	\$ -
Support services	31,172,122	-	495,708	-	(30,676,414)	-
Non-instructional	6,057,017	674,887	3,239,324	-	(2,142,806)	-
Other capital outlay	1,906,362	-	-	-	(1,906,362)	-
Internal school fund	1,742,689	-	1,795,249	-	52,560	-
Interest on long-term debt	1,117,509	-	-	-	(1,117,509)	-
Total governmental activities	<u>\$ 88,286,288</u>	<u>\$ 1,045,831</u>	<u>\$ 43,481,738</u>	<u>\$ -</u>	<u>(43,758,719)</u>	<u>-</u>
Component Unit						
Foundation	<u>\$ 98,235</u>	<u>\$ -</u>	<u>\$ -</u>	<u>\$ 132,092</u>	<u>-</u>	<u>33,857</u>
General revenues:						
					12,985,263	-
					10,309,679	-
					725	-
					1,112,036	668,690
					80,345	-
					469,620	-
					603,541	-
					(2,174)	-
					-	-
					(637,205)	-
					23,738,499	-
					<u>48,660,329</u>	<u>668,690</u>
					<u>4,901,610</u>	<u>702,547</u>
					42,260,361	5,423,551
					(2,074,882)	-
					<u>40,185,479</u>	<u>5,423,551</u>
					<u>\$ 45,087,089</u>	<u>\$ 6,126,098</u>

The accompanying notes are an integral part of these financial statements.

OAK RIDGE SCHOOLS
OAK RIDGE, TENNESSEE

Balance Sheet - Governmental Funds

June 30, 2025
(With Comparative Totals for June 30, 2024)

	Major Funds			Total	
	General Purpose	School Federal	Other	(Memorandum Only)	
	School Fund	Projects Fund	Nonmajor Funds	2025	2024
ASSETS					
Cash and cash equivalents	\$ 21,553,211	\$ -	\$ -	\$ 21,553,211	\$ 19,815,655
Accounts receivable	1,080,698	-	-	1,080,698	1,079,349
Advances to other funds	749,950	-	-	749,950	822,914
Due from governmental units	2,678,488	-	-	2,678,488	2,558,136
Prepaid items	191,624	7,620	-	199,244	39,243
Restricted assets:					
Cash and cash equivalents	-	-	3,005,746	3,005,746	3,620,036
Investment - Stabilization Reserve Trust	1,297,753	-	-	1,297,753	1,012,002
Accounts receivable	-	-	355,624	355,624	17,939
Grants receivable	614,468	719,950	55,373	1,389,791	1,494,546
Inventory	-	-	18,891	18,891	18,799
Prepaid items	-	-	1,405	1,405	-
Advances to other funds	-	-	412,503	412,503	381,709
Total assets	\$ 28,166,192	\$ 727,570	\$ 3,849,542	\$ 32,743,304	\$ 30,860,328
LIABILITIES, DEFERRED INFLOWS OF RESOURCES AND FUND BALANCES					
Liabilities:					
Accounts payable	\$ 412,922	\$ -	\$ -	\$ 412,922	\$ 396,552
Accrued salaries and benefits	4,446,062	-	-	4,446,062	3,986,667
Liabilities (payable from restricted assets):					
Accounts payable	-	14,664	67,034	81,698	71,827
Accrued salaries and benefits	-	111,933	11,448	123,381	135,196
Due to other funds	412,503	600,973	148,977	1,162,453	1,204,623
Deferred revenue	-	-	-	-	15,401
Total liabilities	5,271,487	727,570	227,459	6,226,516	5,810,266
Deferred inflows of resources	-	-	32,064	32,064	70,609
Fund balances:					
Nonspendable - prepaid expenditures	191,624	-	1,405	193,029	39,243
Nonspendable - inventories	-	-	18,891	18,891	18,799
Restricted - support services/ non-instructional	-	-	1,712,265	1,712,265	1,704,542
Restricted for education	-	-	1,492,922	1,492,922	1,440,362
Restricted - bond proceeds	-	-	-	-	444,085
Restricted - Stabilization Reserve Trust	1,297,753	-	-	1,297,753	1,012,002
Unrestricted:					
Committed	3,016,595	-	364,536	3,381,131	3,360,212
Unassigned	18,388,733	-	-	18,388,733	16,960,208
Total fund balances*	22,894,705	-	3,590,019	26,484,724	24,979,453
Total liabilities, deferred inflows of resources and fund balances	\$ 28,166,192	\$ 727,570	\$ 3,849,542	\$ 32,743,304	\$ 30,860,328

*Includes unspent bond proceeds of \$0.

The accompanying notes are an integral part of these financial statements.

OAK RIDGE SCHOOLS
OAK RIDGE, TENNESSEE

Reconciliation of the Governmental Funds Balance Sheet
to the Statement of Net Position

June 30, 2025

Total fund balances--governmental funds		\$ 26,484,724
Capital assets used in governmental activities are not financial resources and, therefore, are not reported as assets in governmental funds. The cost of the assets is \$159,840,710 and the accumulated depreciation is (\$87,187,568).		72,653,142
The net pension asset is not an available resource and, therefore, is not reported in the funds:		16,837,108
Deferred outflows and inflows of resources are reported on the Statement of Net Position for future inflow or outflow of resources that are not reported on the governmental funds balance sheet:		
Deferred outflows of resources:		
Pension contributions subsequent to the measurement date - pension	\$ 2,398,970	
Contributions subsequent to the measurement date - OPEB	275,701	
Changes in proportionate and differences between contributions and proportionate share of contributions - pension	26,546	
Changes in proportionate and differences between contributions and proportionate share of contributions - OPEB	105,509	
Change in assumptions - pension	144,445	
Change in assumptions - OPEB	843,236	
Differences between expected and actual experience - pension	3,956,606	
Differences between expected and actual experience - OPEB	810,606	
Deferred inflows of resources:		
Differences between expected and actual experience - pension	(152,441)	
Differences between expected and actual experience - OPEB	(533,024)	
Investment earnings - pension	(3,238,841)	
Changes in proportionate and differences between contributions and proportionate share of contributions - pension	(303,090)	
Changes in proportionate and differences between contributions and proportionate share of contributions - OPEB	(526,462)	
Changes in assumptions - OPEB	(551,029)	
Bond refunding	(61,997)	3,194,735
Long-term liabilities, including bonds and notes payable, are not due and payable in the current period and, therefore, are not reported as liabilities in the funds. These liabilities consist of:		
General obligation bonds	(53,455,861)	
Notes payable	(3,122,288)	
Bond discounts and premiums, net	(4,695,226)	
Accrued interest payable - bonds and notes	-	
Capitalized outlay obligations	(1,692,022)	
Other post employment benefit obligations (OPEB)	(7,563,507)	
Compensated absences	(2,798,281)	
Termination benefits	(755,435)	(74,082,620)
Rounding		-
Total net position--governmental activities		\$ 45,087,089

The accompanying notes are an integral part of these financial statements.

OAK RIDGE SCHOOLS
OAK RIDGE, TENNESSEE

Statement of Revenues, Expenditures and Changes in Fund Balances - Governmental Funds

Year Ended June 30, 2025
(With Comparative Totals for the Year Ended June 30, 2024)

	Major Funds			Total (Memorandum Only)	
	General Purpose School Fund	School Federal Projects Fund	Other Nonmajor Funds	2025	2024
Revenues:					
Property taxes	\$ 12,985,263	\$ -	\$ -	\$ 12,985,263	\$ 13,037,241
Local option sales taxes	10,309,679	-	-	10,309,679	9,761,336
Mixed drink taxes	725	-	-	725	492
Charges for services	376,780	-	1,149,777	1,526,557	1,350,450
Other local sources	1,133,753	-	32,290	1,166,043	1,112,789
State of Tennessee - TISA	33,121,705	-	-	33,121,705	31,635,844
State of Tennessee - other	1,800,803	-	-	1,800,803	2,930,637
Federal government	99,644	4,432,312	2,151,856	6,683,812	8,717,770
Other local revenues	-	-	1,795,249	1,795,249	1,682,345
SRT investment income	111,864	-	-	111,864	83,793
Other	86,106	-	31,350	117,456	150,544
Total revenues	60,026,322	4,432,312	5,160,522	69,619,156	70,463,241
Expenditures:					
Current:					
Instructional:					
Regular instruction	31,407,313	693,094	-	32,100,407	31,740,220
Alternative school	921,458	-	-	921,458	893,385
Special education	5,689,089	999,813	-	6,688,902	6,188,157
Technology and career	2,268,919	108,134	-	2,377,053	2,633,072
Total instructional	40,286,779	1,801,041	-	42,087,820	41,454,834
Support services:					
Health services	788,429	4,361	-	792,790	735,105
Other student support	2,022,413	296,867	-	2,319,280	3,101,097
Instructional staff	4,745,075	532,611	-	5,277,686	4,909,073
Special education	792,201	366,414	-	1,158,615	1,252,141
Technology and career	278,982	1,619	-	280,601	246,410
Technology services	2,953,230	24,472	-	2,977,702	3,095,126
Adult programs	39,629	-	-	39,629	26,764
Communications	285,881	-	-	285,881	202,334
Board of Education	1,544,788	-	-	1,544,788	1,326,017
Office of superintendent	404,168	-	-	404,168	388,477
Office of principal	4,627,389	-	-	4,627,389	4,445,559
Fiscal services	1,032,861	-	-	1,032,861	1,001,045
Human resources/personnel	503,046	-	-	503,046	460,472
Operation of plant	4,757,475	-	-	4,757,475	4,632,839
Maintenance of plant	2,058,461	-	-	2,058,461	2,399,322
Other	-	-	-	-	29,092
Transportation	2,055,500	6,614	-	2,062,114	1,968,072
Food services	-	-	-	-	825
Total support services	28,889,528	1,232,958	-	30,122,486	30,219,770
Non-instructional:					
Food service	-	-	2,786,018	2,786,018	2,829,011
Operation of non-instructional services	-	-	1,742,689	1,742,689	1,550,739
Community service / early childhood education	-	1,248,253	642,147	1,890,400	1,844,674
Pre-K program - grant	452,653	-	-	452,653	454,918
Pre-K program - local	913,683	-	-	913,683	769,767
Total non-instructional	1,366,336	1,248,253	5,170,854	7,785,443	7,449,109
Other capital outlay:					
Capital outlay	4,497,233	-	-	4,497,233	2,527,860
Debt service:					
Principal on capitalized notes	257,569	-	-	257,569	255,039
Interest on capitalized notes	18,399	-	-	18,399	20,929
Principal on bonds and notes payable	4,756,308	-	-	4,756,308	4,612,903
Interest on bonds and notes payable	1,689,921	-	-	1,689,921	2,101,743
Total debt service	6,722,197	-	-	6,722,197	6,990,614
Total expenditures	81,762,073	4,282,252	5,170,854	91,215,179	88,642,187
Revenues over (under) expenditures	(21,735,751)	150,060	(10,332)	(21,596,023)	(18,178,946)
Other financing sources (uses):					
Transfers in - from city	23,738,499	-	-	23,738,499	23,081,982
Transfers in - other funds	161,334	-	123,053	284,387	327,973
Transfers out - other funds	(124,327)	(150,060)	(10,000)	(284,387)	(327,973)
Transfers out - debt service to City	(637,205)	-	-	(637,205)	(637,205)
Total other financing sources (uses)	23,138,301	(150,060)	113,053	23,101,294	22,444,777
Net change in fund balances	1,402,550	-	102,721	1,505,271	4,265,831
Fund balance, beginning	21,492,155	-	3,487,298	24,979,453	20,713,622
Fund balance, ending*	\$ 22,894,705	\$ -	\$ 3,590,019	\$ 26,484,724	\$ 24,979,453

*Includes unspent bond proceeds of \$0.

The accompanying notes are an integral
part of these financial statements.

OAK RIDGE SCHOOLS
OAK RIDGE, TENNESSEE

Reconciliation of the Governmental Funds Statement of Revenues, Expenditures
and Changes in Fund Balances to the Statement of Activities

Year Ended June 30, 2025

Total net change in fund balances--governmental funds		\$ 1,505,271
Capital outlays are reported in governmental funds as expenditures. However, in the statement of activities, the cost of those assets is allocated over their useful lives as depreciation expense. This is the amount by which depreciation expense (\$3,928,798) is less than capital outlays \$2,992,397.		(936,401)
Gain or loss on sale of assets		(2,174)
Repayment of bond principal is an expenditure in the governmental funds, but the repayment reduces long-term liabilities in the statement of net position. Principal refunding and repayments		5,007,000
Amortization of bond premiums and debt refunding		456,434
Change in accrued interest payable on long-term debt that is not due and payable in the current period and therefore is not reported with the funds.		141,254
Deferred inflows/outflows:		
In the governmental funds, pension contributions are reported as an expenditure when they are due and payable. However, in the statement of activities, pension expense consists of reporting certain changes in the net pension liability (asset) of the government.		(715,529)
In the governmental funds, OPEB contributions are reported as an expenditure when they are due and payable. However, in the statement of activities, OPEB expense consists of reporting certain changes in the total OPEB liability (asset) of the government.		(287,384)
Governmental funds report compensated absences and termination benefits that mature or are used shortly after year end as an expenditure. However, the long-term portion is not reported in the governmental funds.		
Compensated absences	\$ (208,510)	
Termination benefits	<u>(58,350)</u>	(266,860)
Rounding		<u>(1)</u>
Changes in net position of governmental activities		\$ <u>4,901,610</u>

The accompanying notes are an integral
part of these financial statements.

OAK RIDGE SCHOOLS
OAK RIDGE, TENNESSEE

Statement of Revenues, Expenditures, and Changes in Fund Balances - Budget and Actual
Major Governmental Funds

For Fiscal Year Ended June 30, 2025

	General Purpose School Fund				School Federal Projects Fund			
	Original Budget	Final Budget	2025 Actual	Variance with Final Budget	Original Budget	Final Budget	2025 Actual	Variance with Final Budget
Revenues:								
Property taxes	\$ 13,189,000	\$ 13,189,000	\$ 12,985,263	\$ (203,737)	\$ -	\$ -	\$ -	\$ -
Local option sales taxes	8,765,000	8,765,000	10,309,679	1,544,679	-	-	-	-
Mixed drink taxes	350	350	725	375	-	-	-	-
Charges for services	303,000	303,000	376,780	73,780	-	-	-	-
Other local sources	882,500	980,790	1,133,753	152,963	-	-	-	-
State of Tennessee - TISA	32,700,000	32,785,000	33,121,705	336,705	-	-	-	-
State of Tennessee - other	1,325,014	1,747,919	1,800,803	52,884	-	-	-	-
Federal government	20,000	20,000	99,644	79,644	4,817,440	4,857,805	4,432,312	(425,493)
SRT investment income	-	-	111,864	111,864	-	-	-	-
Other	80,810	86,751	86,106	(645)	-	-	-	-
Total revenues	57,265,674	57,877,810	60,026,322	2,148,512	4,817,440	4,857,805	4,432,312	(425,493)
Expenditures:								
Instructional:								
Regular instruction	32,158,176	32,142,737	31,407,313	(735,424)	710,034	720,072	693,094	(26,978)
Alternative school	937,527	941,785	921,458	(20,327)	-	-	-	-
Special education	5,946,906	5,970,581	5,689,089	(281,492)	1,048,852	1,143,913	999,813	(144,100)
Technology and career	2,357,730	2,400,802	2,268,919	(131,883)	98,164	107,838	108,134	296
Other	1,100,000	139,460	-	(139,460)	750,000	-	-	-
Total instructional	42,500,339	41,595,365	40,286,779	(1,308,586)	2,607,050	1,971,823	1,801,041	(170,782)
Support services:								
Health services	780,180	834,875	788,429	(46,446)	25,341	16,497	4,361	(12,136)
Other student support	2,062,581	2,111,786	2,022,413	(89,373)	189,517	328,848	296,867	(31,981)
Instructional staff	5,147,189	4,847,379	4,745,075	(102,304)	315,993	659,266	532,611	(126,655)
Special education	976,906	975,906	792,201	(183,705)	336,257	374,444	366,414	(8,030)
Technology and career	254,353	280,588	278,982	(1,606)	2,141	1,619	1,619	-
Technology services	2,999,404	3,011,905	2,953,230	(58,675)	11,221	27,140	24,472	(2,668)
Adult programs	30,221	41,162	39,629	(1,533)	-	-	-	-
Communications	224,558	290,334	285,881	(4,453)	-	-	-	-
Board of education	1,358,280	1,487,053	1,544,788	57,735	-	-	-	-
Office of superintendent	409,022	415,463	404,168	(11,295)	-	-	-	-
Office of principal	4,504,264	4,735,668	4,627,389	(108,279)	-	-	-	-
Fiscal services	1,078,828	1,062,370	1,032,861	(29,509)	-	-	-	-
Human resources/personnel	511,168	518,545	503,046	(15,499)	-	-	-	-
Operation of plant	5,180,344	5,098,831	4,757,475	(341,356)	-	-	-	-
Maintenance of plant	2,158,326	2,242,132	2,058,461	(183,671)	-	-	-	-
Transportation	2,038,005	2,193,381	2,055,500	(137,881)	-	11,466	6,614	(4,852)
Food service	-	-	-	-	-	2,000	-	(2,000)
Total support services	29,713,629	30,147,378	28,889,528	(1,257,850)	880,470	1,421,280	1,232,958	(188,322)

(Continued)

OAK RIDGE SCHOOLS
OAK RIDGE, TENNESSEE

Statement of Revenues, Expenditures, and Changes in Fund Balances - Budget and Actual
Major Governmental Funds (Continued)

For Fiscal Year Ended June 30, 2025

	General Purpose School Fund				School Federal Projects Fund			
	Original Budget	Final Budget	2025 Actual	Variance with Final Budget	Original Budget	Final Budget	2025 Actual	Variance with Final Budget
Expenditures (continued):								
Non-instructional:								
Community services	\$ -	\$ -	\$ -	\$ -	\$ 1,204,920	\$ 1,285,062	\$ 1,248,253	\$ (36,809)
Pre-k program - grant	455,414	453,803	452,653	(1,150)	-	-	-	-
Pre-k program - local	921,939	942,400	913,683	(28,717)	-	-	-	-
Total non-instructional	<u>1,377,353</u>	<u>1,396,203</u>	<u>1,366,336</u>	<u>(29,867)</u>	<u>1,204,920</u>	<u>1,285,062</u>	<u>1,248,253</u>	<u>(36,809)</u>
Other capital outlay:								
Capital outlay	1,349,000	3,028,844	4,497,233	1,468,389	-	-	-	-
Debt service:								
Principal on capitalized notes	6,877	6,877	257,569	250,692	-	-	-	-
Interest on capitalized notes	123	123	18,399	18,276	-	-	-	-
Principal on bonds and notes payable	-	-	4,756,308	4,756,308	-	-	-	-
Interest on bonds and notes payable	-	-	1,689,921	1,689,921	-	-	-	-
Total debt service	<u>7,000</u>	<u>7,000</u>	<u>6,722,197</u>	<u>6,715,197</u>	<u>-</u>	<u>-</u>	<u>-</u>	<u>-</u>
Total expenditures	<u>74,947,321</u>	<u>76,174,790</u>	<u>81,762,073</u>	<u>5,587,283</u>	<u>4,692,440</u>	<u>4,678,165</u>	<u>4,282,252</u>	<u>(395,913)</u>
Revenues over (under) expenditures	<u>(17,681,647)</u>	<u>(18,296,980)</u>	<u>(21,735,751)</u>	<u>(3,438,771)</u>	<u>125,000</u>	<u>179,640</u>	<u>150,060</u>	<u>(29,580)</u>
Other financing sources (uses):								
Transfers in - from city	15,493,963	15,493,963	23,738,499	8,244,536	-	-	-	-
Transfer in - other funds	125,000	125,000	161,334	36,334	-	-	-	-
Transfers out - other funds	(124,434)	(126,015)	(124,327)	1,688	(125,000)	(179,640)	(150,060)	29,580
Transfer out - debt service to city	(637,205)	(637,205)	(637,205)	-	-	-	-	-
Total other financing sources - net	<u>14,857,324</u>	<u>14,855,743</u>	<u>23,138,301</u>	<u>8,282,558</u>	<u>(125,000)</u>	<u>(179,640)</u>	<u>(150,060)</u>	<u>29,580</u>
Net change in fund balances	<u>\$ (2,824,323)</u>	<u>\$ (3,441,237)</u>	<u>1,402,550</u>	<u>\$ 4,843,787</u>	<u>\$ -</u>	<u>\$ -</u>	<u>\$ -</u>	<u>\$ -</u>
Fund balance, beginning			21,492,155					
Fund balance, ending*			<u>\$ 22,894,705</u>			<u>\$ -</u>		

*Includes unspent bond proceeds of \$0.

The accompanying notes are an integral part of these financial statements.

OAK RIDGE SCHOOLS
OAK RIDGE, TENNESSEE

Statement of Fiduciary Net Position
Fiduciary Funds

June 30, 2025

<u>ASSETS</u>	<u>Private Purpose Trust - Scholarship Fund</u>	<u>Total Funds</u>
Cash and cash equivalents	\$ 111,363	\$ 111,363
Total assets	<u>\$ 111,363</u>	<u>\$ 111,363</u>
 <u>LIABILITIES AND NET POSITION</u>		
Liabilities (payable from current assets):		
Accounts payable	\$ -	\$ -
Total liabilities	<u>-</u>	<u>-</u>
Net position:		
Held in trust for scholarships	<u>111,363</u>	<u>111,363</u>
Total net position	<u>111,363</u>	<u>111,363</u>
Total liabilities and net position	<u>\$ 111,363</u>	<u>\$ 111,363</u>

The accompanying notes are an integral
part of these financial statements.

OAK RIDGE SCHOOLS
OAK RIDGE, TENNESSEE

Statement of Changes in Fiduciary Net Position
Fiduciary Funds

Year Ended June 30, 2025

	Private Purpose Trust - Scholarship Fund	Total Funds
	<u> </u>	<u> </u>
<u>ADDITIONS</u>		
Investment income	\$ 5,688	\$ 5,688
Contributions	<u>6,165</u>	<u>6,165</u>
Total additions	<u>11,853</u>	<u>11,853</u>
<u>DEDUCTIONS</u>		
Scholarship awards	<u>17,159</u>	<u>17,159</u>
Total deductions	<u>17,159</u>	<u>17,159</u>
Change in net position	(5,306)	(5,306)
Net position, beginning of year	<u>116,669</u>	<u>116,669</u>
Net position, end of year	<u>\$ 111,363</u>	<u>\$ 111,363</u>

The accompanying notes are an integral
part of these financial statements.

OAK RIDGE SCHOOLS
OAK RIDGE, TENNESSEE

Notes to Basic Financial Statements

June 30, 2025

1. Summary of Significant Accounting Policies

(a) Financial Reporting Entity

The Oak Ridge Board of Education (the "Schools") was established by the City of Oak Ridge, Tennessee (the "City") under the provisions of the City's Charter, Article VI, Sections 1-18.

Oak Ridge Schools operate eight schools which consist of one preschool, four elementary, two middle and one high school. All of the schools, with the exception of the preschool, are accredited by Cognia. The School System is responsible for the public education of children in grades K through 12 who reside within the boundaries of the City of Oak Ridge. Students who live outside the city limits may attend, subject to space availability and the payment of tuition.

The Schools are a department of the City of Oak Ridge and are not a separate legal entity. Therefore, the Schools' financial statements are also included in the City's Annual Comprehensive Financial Report ("ACFR"). The Schools' departmental-wide financial statements will be blended within the City's ACFR in accordance with Governmental Accounting Standards Board ("GASB") Statement No. 14. In accordance with the City's Charter, the City Council approves and issues long-term debt, such as bonds and notes payable to provide the financing for the acquisition and construction of the Schools' facilities.

The financial statements present only the Oak Ridge Schools and are not intended to present fairly the financial position of the City of Oak Ridge, Tennessee, or the results of its operations and cash flows of its proprietary fund in conformity with generally accepted accounting principles.

Discretely Presented Major Component Units

Oak Ridge Public Schools Education Foundation, Inc. (the "Foundation") is a not-for-profit organization exempt from federal income taxes under Internal Revenue Code Section 501(c)(3). The Foundation's primary mission is to enhance, promote and support the City of Oak Ridge Schools. The Foundation receives donations and pledges from individuals, corporations and other donors. The Schools do not appoint or approve the Foundation's budget or Board of Directors. However, since the Foundation's main purpose is to provide financial support to the Schools, this meets the definition of a component unit in accordance with GASB Statement No. 39, *Determining Whether Certain Organizations are Component Units*, paragraph five.

The Foundation has been reported in the Schools' departmental-wide financial statements as a major component unit. The Foundation has been audited by a separate certified public accounting firm for the year ended December 31, 2024. The Schools have included the Foundation's results with a different year-end in accordance with GASB Statement No. 14, *The Financial Reporting Entity*, paragraph 59. The Foundation published separate financial statements and may be obtained from:

Mr. Mike Taylor
Oak Ridge Public Schools Education Foundation, Inc.
MS-22, P.O. Box 117
Oak Ridge, TN 37831 (865) 241-3667

OAK RIDGE SCHOOLS
OAK RIDGE, TENNESSEE

Notes to Basic Financial Statements
(Continued)

1. Summary of Significant Accounting Policies (Continued)

(b) Basis of Presentation

The Schools follows Governmental Accounting Standards Board standards for external financial reporting for all state and local governmental entities, which includes a statement of net position, a statement of activities and changes in net position. These standards require the classification of net position into three components – net investment in capital assets; restricted; and unrestricted. The classifications are defined as follows:

- Net investment in capital assets - This component of net position consists of capital assets, including restricted capital assets, net of accumulated depreciation and reduced by the outstanding balances of any bonds, mortgages, notes or other borrowings that are attributable to the acquisition, construction or improvements of those assets. If there are significant unspent related debt proceeds at year-end, the portion of the debt attributable to the unspent proceeds are not included in the calculation of net investment in capital assets. Rather, that portion of the debt is included in the same net position component as the unspent proceeds.
- Restricted - This component of net position consists of constraints placed on net asset use through external constraints imposed by creditors (such as through debt covenants), grantors, contributors, or laws or regulations of other governments or constraints imposed by law through constitutional provisions or enabling legislation.
- Unrestricted net position - This component of net position consists of net position that does not meet the definition of "restricted" or "net investment in capital assets."

The Schools basic financial statements consist of government-wide statements, including a statement of net position and a statement of activities, and fund financial statements, which provide a more detailed level of financial information.

1. Government-Wide Financial Statements:

The statement of net position and the statement of activities display information about the Schools as a whole.

The statement of net position presents the financial condition of the governmental activities of the Schools at year-end. The statement of activities presents a comparison between direct expenses and program or function of the Schools' governmental activities.

Direct expenses are those that are specifically associated with a service, program or department and therefore clearly identifiable to a particular function. Program revenues include charges paid by the recipient of the goods or services offered by the program, grants and contributions that are restricted to meeting the operational or capital requirements of a particular program and interest earned on grants that is required to be used to support a particular program. Revenues, which are not classified as program revenues, are presented as general revenues of the Schools. The comparison of direct expenses with program revenues identifies the extent to which each governmental function is self-financing or draws from the general revenues of the Schools.

OAK RIDGE SCHOOLS
OAK RIDGE, TENNESSEE

Notes to Basic Financial Statements
(Continued)

1. Summary of Significant Accounting Policies (Continued)

(b) Basis of Presentation (Continued)

2. **Fund Financial Statements:**

During the year, the Schools segregate transactions related to certain school functions or activities in separate funds in order to aid financial management and to demonstrate legal compliance. Fund financial statements are designed to present financial information of the Schools at this detailed level. The focus of governmental fund financial statements is on major funds. Each major fund is presented in a separate column. Nonmajor funds are aggregated and presented in a single column. The following are the Schools' funds:

Major Funds:

The General Purpose School Fund is the main operating fund of the Schools. It is used to account for all financial resources except those required to be accounted for in another fund. Revenues are received from local taxes, state and federal revenues and charges for services.

The School Federal Projects Fund is used to account for the proceeds of federal award grant programs requiring separate accounting because of legal or regulatory provisions or administrative action.

Non-Major Funds:

The Other Education Special Revenue Fund is used to account for the activities assisting at risk children and their families. The fund accounts for the Family Resource Center and the Safe Schools Act activities which are funded by federal awards.

The Extended School Program Fund is used to account for the fees collected for the Schools' extended child care program.

The Central Cafeteria Fund is used to account for the activities related to food services. The revenue also supports preparing and serving regular and incidental meals, lunches, or snacks in connection with school activities and food delivery. Revenue is collected in the form of meal charges, fees for special events and programs, and state and federal reimbursements under the national school lunch and breakfast programs.

Oak Ridge Schools Internal School Funds ("ORS-ISF") is used to account for the funds held at individual schools for which all earnings and resources of the fund are used to benefit the students.

The Schools' fiduciary funds are the following private purpose trust and custodial funds:

The Scholarship Fund is used to account for resources legally held in trust for use of scholarship awards. All resources of the fund, including investment earnings, may be used for scholarship awards.

OAK RIDGE SCHOOLS
OAK RIDGE, TENNESSEE

Notes to Basic Financial Statements
(Continued)

1. Summary of Significant Accounting Policies (Continued)

(c) Fund Accounting

The Schools use funds to maintain its financial records during the fiscal year. A fund is defined as a fiscal and accounting entity with a self-balancing set of accounts.

Governmental Funds:

Governmental funds are those through which most governmental functions typically are financed. Governmental fund reporting focuses on the sources, uses and balances of current financial resources. Expendable assets are assigned to the various governmental funds according to the purposes for which they may or must be used. Current liabilities are assigned to the fund from which they will be paid. The difference between governmental fund assets and liabilities is reported as fund balance.

Special Revenue Funds account for revenue derived from specific sources that are restricted by legal and regulatory provisions to finance specific activities. The Special Revenue Funds are the General Purpose School Fund, the School Federal Projects Fund, the Other Education Special Revenue Fund, the Extended School Program Fund, the Central Cafeteria Fund, and the Internal School Fund.

Proprietary Funds are used to account for activities that are similar to activities that may be performed by a commercial enterprise.

Proprietary funds distinguish operating revenues and expenses from non-operating items. Operating revenues and expenses generally result from providing services and producing and delivering goods in connection with a proprietary fund's principal ongoing operations. Operating expenses for internal service funds include the cost of sales and services, administrative expenses and depreciation on capital assets. All revenues and expenses not meeting this definition are reported as non-operating revenues and expenses.

Proprietary fund operating revenues, such as charges for services, result from exchange transactions associated with the principal activity of the fund. Exchange transactions are those in which each party receives and gives up essentially equal values. Non-operating revenues, such as investment earnings, result from non-exchange transactions or ancillary activities.

Fiduciary Funds account for assets held by the Schools in a trustee capacity or as an agent on behalf of others. Trust funds account for assets held by the government under the terms of a formal trust agreement.

(d) Measurement Focus

1. **Government-Wide Financial Statements:**

The government-wide financial statements are prepared using the economic resources measurement focus and the accrual basis of accounting, as are the proprietary and fiduciary fund financial statements. Revenues are recorded when earned and expenses are recorded when incurred, regardless of the timing of the related cash flows. All assets and liabilities associated with the operation of the Schools are included on the statement of net position.

OAK RIDGE SCHOOLS
OAK RIDGE, TENNESSEE

Notes to Basic Financial Statements
(Continued)

1. Summary of Significant Accounting Policies (Continued)

(d) Measurement Focus (Continued)

2. **Fund Financial Statements:**

All governmental funds are accounted for using a flow of current financial resources measurement focus and the modified accrual basis of accounting. With this measurement focus, only current assets and current liabilities generally are included on the balance sheet. The statement of revenues, expenditures and changes in fund balances reports on the sources (i.e., revenues and other financing sources) and uses (i.e., expenditures and other financing uses) of current financial resources. This approach differs from the manner in which the governmental activities of the government-wide financial statements are prepared. Governmental fund financial statements therefore include a reconciliation with brief explanations to better identify the relationship between government-wide statements and the statements for governmental funds.

(e) Component Unit

The Oak Ridge Public Schools Education Foundation, Inc. follows the Schools' proprietary fund type measurement focus and basis of accounting, the accrual basis of accounting.

(f) Fund Balance

Governmental funds, in the fund financial statements, report reservations of fund balances for amounts that are not available for appropriation and/or legally restricted by outside third-parties for specific purposes. In accordance with GASB 54, the governmental funds report fund balances in classifications that comprise a hierarchy based primarily on the extent to which the Schools are bound to honor constraints on the specific purposes for which amounts in those funds can be spent. The categories of fund balance are as follows:

- Nonspendable – This classification includes amounts that cannot be spent because they are either (a) not in spendable form or (b) legally or contractually required to be maintained intact. Fund balances reported as non-spendable represent amounts for inventory, prepaid expenditures, encumbrances, advances to other funds and noncurrent notes receivables.
- Restricted – Fund balance is reported as restricted when constraints placed on the use of resources are either (a) externally imposed by creditors (such as through debt covenants), grantors, contributors or laws or regulations of other governments; or (b) imposed by law through constitutional provisions or enabling legislation (such as through state statutes).
- Committed – Amounts that can only be used for specific purposes pursuant to constraints imposed by formal action, either ordinance or resolution, of the Board of Education (the "Board") level of decision-making authority, are reported as committed fund balance. Committed fund balance also incorporates contractual obligations to the extent that existing resources in the fund have been specifically committed for use in satisfying those contractual requirements. Amounts classified as committed are not subject to legal enforceability like restricted resources; however, they cannot be used for any other purposes unless the Board removes or changes the commitment by taking the same action it employed to impose the commitment.

OAK RIDGE SCHOOLS
OAK RIDGE, TENNESSEE

Notes to Basic Financial Statements
(Continued)

1. Summary of Significant Accounting Policies (Continued)

(f) Fund Balance (Continued)

- Assigned – This classification consists of all fund balances that are not in the General Purpose School Fund or classified as nonspendable, restricted or committed. In addition, General Purpose School Fund balances that the School intends to use for specific purposes as approved by the Board or management are also classified as assigned. The Board has a fund balance policy that allows assigned amounts to be re-assigned by the Board, or management.
- Unassigned – This classification consists of all fund balances in the General Purpose School Fund that are not reported as nonspendable, restricted, committed or assigned.

The Schools' policy is to expend any available restricted, committed or assigned resources, in that order, prior to expending unassigned resources.

(g) Minimum Fund Balance

State statutes require the General Purpose School Fund to maintain a minimum unrestricted fund balance of 3% of current year's expenditures. For the current fiscal year ended June 30, 2025, the Schools met the minimum fund balance as required by state law.

(h) Basis of Accounting

Basis of accounting determines when transactions are recorded in the financial records and reported on the financial statements. Governmental funds use the modified accrual basis of accounting. Fiduciary funds use the accrual basis of accounting. Differences in the accrual and the modified accrual basis of accounting arise in the recognition of revenue, the recording of deferred revenue, and in the presentation of expenses versus expenditures.

1. Revenues - Exchange and Nonexchange Transactions:

Revenue resulting from exchange transactions, in which each party gives and receives essentially equal value, is recorded on the accrual basis when the exchange takes place. On a modified accrual basis, revenue is recorded in the fiscal year in which the resources are measurable and become available. Available means that the resources will be collected within the current fiscal year or are expected to be collected soon enough thereafter to be used to pay liabilities of the current fiscal year. For the Schools, available means expected to be received within sixty days of fiscal year-end.

Nonexchange transactions, in which the Schools receive value without directly giving equal value in return, include grants, entitlements and donations. Revenue from grants, entitlements and donations is recognized in the fiscal year in which all eligibility requirements have been satisfied. Eligibility requirements include timing requirements, which specify the year when the resources are required to be used or the fiscal year when use is first permitted, matching requirements, in which the Schools must provide local resources to be used for a specified purpose, and expenditure requirements, in which the resources are provided to the Schools on a reimbursement basis. On a modified accrual basis, revenue from nonexchange transactions must also be available before it can be recognized.

Under the modified accrual basis, the following revenue sources are considered to be both measurable and available at fiscal year-end: charges for services, interest income, grants and intergovernmental revenue.

OAK RIDGE SCHOOLS
OAK RIDGE, TENNESSEE

Notes to Basic Financial Statements
(Continued)

1. Summary of Significant Accounting Policies (Continued)

(h) Basis of Accounting (Continued)

2. **Expenses/Expenditures:**

On the accrual basis of accounting, expenses are recognized at the time they are incurred.

The measurement focus of governmental fund accounting is on decreases in net financial resources (expenditures) rather than expenses. Expenditures are generally recognized in the accounting period in which the related fund liability is incurred, if measurable. Allocation of costs, such as depreciation and amortization, are not recognized in governmental funds.

(i) Encumbrances

Encumbrance accounting, under which purchase orders, contracts and other commitments for the expenditure of monies are recorded in order to reserve that portion of the applicable appropriation, is employed as an extension of formal budgetary integration in the governmental funds. Encumbered appropriations for funds do not lapse at the end of the fiscal year. Encumbrances outstanding at year-end are reported as nonspendable fund balances since they do not constitute expenditures or liabilities. There were no outstanding encumbrances at June 30, 2025.

(j) Budgets and Basis of Budgeting

The Oak Ridge Schools' budget process is initiated each year by the various programs, principals and staff of each school as well as the preparation of the budgets by each special department within the two major governmental funds of the school system. These budgets include staff requirements, materials and supply needs, capital and replacement equipment needs, and special requests associated with the operation of the school system. School unit budgets are submitted to the Executive Director of School Leadership for review and compilation. Other departments submit their budgets directly to the Finance Director for review and compilation. On or about February 1, all budgets are submitted to the Superintendent of Schools on the required forms and in a predetermined format. The budget review process by the Superintendent, Executive Directors, Finance Director, and department directors is completed during the month of February.

Revenue projections in all areas are made during the month of April by the Finance Director. Community involvement by a citizens' committee is also provided for during this period. On or about May 1, a comprehensive budget proposal is prepared and submitted to the Board of Education as the Superintendent's proposed budget for the subsequent fiscal year. During May, the Board of Education conducts numerous special Board meetings for budget review sessions as well as formal public hearings. During this same period, the Board hears formal recommendations from the Oak Ridge Education Association and the principal's group. Following these deliberations by the Board of Education and adjustments as required by the Board's action, the budget is approved by the Board for submission to City Council in late May. Beginning in late May, the City of Oak Ridge conducts formal budget reviews and public hearings, with a first and second reading of the appropriation ordinance. On or before June 30, the appropriation ordinance is approved by City Council establishing the property tax rate for the coming fiscal year and the level of appropriation for the Oak Ridge Schools.

Once the budget has been approved, the Board of Education may modify the budget between departments or major category level; however, any increase in total appropriations must be approved by the Board of Education and City Council. Management can modify the budget amounts within a department.

OAK RIDGE SCHOOLS
OAK RIDGE, TENNESSEE

Notes to Basic Financial Statements
(Continued)

1. Summary of Significant Accounting Policies (Continued)

(j) Budgets and Basis of Budgeting (Continued)

Formal budgetary integration is employed as a management control device for the General Purpose School Fund, School Federal Projects Fund, Other Education Special Revenue Fund, and Extended School Program Fund; however, the School Federal Projects budget is amended at the time the grant or program has been approved by the grantor. The budgets are legally adopted on a basis consistent with GAAP, except encumbrances are treated as budgeted expenditures in the year the commitment to purchase is incurred. The adjustments necessary to convert the basis of budgeting to GAAP represent the net change in encumbrances outstanding at the beginning and end of the fiscal year.

Budgeted amounts reflected in the accompanying budget and actual comparison are as originally adopted or as amended by the Board of Education and City Council. Budgetary appropriations which are not expended lapse at year-end.

(k) Cash and Cash Equivalents

For purposes of these financial statements, the Schools consider all highly liquid investments (including restricted assets) having original maturity dates of three months or less when purchased to be cash equivalents.

(l) Investments

Investments are stated at fair value and based upon quoted market price.

(m) Prepaid Items

Payments made to vendors for services that will benefit periods beyond June 30, 2025, are recorded as prepaid items using the consumption method. A current asset for the prepaid amount is recorded at the time of the purchase and an expenditure/expense is reported in the year in which services are consumed.

(n) Pledges Receivable

Pledges receivable of the component unit (the Foundation), are recognized as contribution revenue in the period that is, in substance, unconditional. The Foundation uses the allowance method to determine an uncollectible amount based upon prior years' experience and management's estimates.

Unconditional pledges that are expected to be collected within one year are recorded at net realizable value. Unconditional receivables that are expected to be collected in future years are recorded at the present value of their estimated future cash flows. The discounts on those amounts are computed using risk-free interest rates applicable to the years in which the pledges are received. Amortization of the discounts is included in contribution revenue.

(o) Inventory

Inventories are presented at the lower of cost (weighted average method) or market.

(p) Commodities

The Oak Ridge Schools receive commodities for school cafeterias from the U.S. Department of Agriculture. The value of the commodities received is reported as revenue, and the value of such commodities used is reported as cost of food in the accompanying financial statements.

OAK RIDGE SCHOOLS
OAK RIDGE, TENNESSEE

Notes to Basic Financial Statements
(Continued)

1. Summary of Significant Accounting Policies (Continued)

(q) Restricted Assets

Assets are reported as restricted when limitations on their use change the normal understanding of the availability of the asset. Such constraints are either imposed by creditors, contributors, grantors or laws of other governments or imposed by enabling legislation.

(r) Capital Assets

General capital assets result from expenditures in the governmental funds. These assets are reported in the governmental activities column of the government-wide statement of net position but are not reported in the fund financial statements.

All capital assets are capitalized at cost or estimated historical cost and updated for additions and retirements during the year. Donated fixed assets are recorded at their estimated fair market values as of the date received. The Schools maintain a capitalization threshold of five thousand dollars. The Schools do not possess any infrastructure. Net interest costs during construction periods are expensed as incurred. Major additions and improvements are capitalized; the costs of normal maintenance and repairs that do not add to the value of the asset or materially extend an asset's life are charged to operations.

All reported capital assets except for land and land improvements are depreciated. Improvements are depreciated over the remaining useful lives of the related capital assets. Depreciation is computed using the straight-line method over the following useful lives:

<u>Description</u>	<u>Estimated Useful Lives</u>
Buildings and improvements	20 - 50 years
Machinery and equipment	3 - 20 years
Computer hardware and software	5 - 10 years
Food service equipment and fixtures	15 years
Buses	15 years
Vehicles	5 - 8 years
Furniture and fixtures	20 years
Athletic facilities	10 - 20 years

(s) Compensated Absences

It is the policy of the Schools to permit employees to accumulate, in varying amounts, earned but unused vacation and sick pay benefits. Accumulated vacation leave is paid upon separation of employment; however, sick leave is not. Upon retirement, the accumulated sick leave is credited to time of employment for calculating years of service under TCRS benefits.

In the government-wide financial statements, earned unpaid compensated absences expected to be paid in future periods are estimated and reported as Other Long-Term Liabilities. In the fund financial statements, compensated absences are expensed as they are paid. The compensated absences liability is not reported in their respective fund financial statements because it is not expected to be liquidated with expendable available financial resources.

OAK RIDGE SCHOOLS
OAK RIDGE, TENNESSEE

Notes to Basic Financial Statements
(Continued)

1. Summary of Significant Accounting Policies (Continued)

(t) Use of Estimates

The preparation of financial statements in conformity with accounting principles generally accepted in the United States of America requires management to make estimates and assumptions that affect certain reported amounts and disclosures. Accordingly, actual results could differ from those estimates.

(u) Pension Plans

Oak Ridge City Schools Teacher Hybrid Retirement Plan of TCRS. For the purposes of measuring the net pension asset/liability, deferred outflows of resources and deferred inflows of resources related to pensions, and pension expense, information about the fiduciary net position of the Teacher Retirement Plan in the Tennessee Consolidated Retirement System (TCRS), and additions to/deductions from the plan's fiduciary net position have been determined on the same basis as they are reported by the TCRS. For this purpose, benefits (including refund of employee contributions) are recognized when due and payable in accordance with the benefit terms of the Teacher Retirement Plan. Investments are reported at fair value.

Oak Ridge City Schools Teacher Legacy Pension Plan of TCRS. For purposes of measuring the net pension asset/liability, deferred outflows of resources and deferred inflows of resources related to pensions, and pension expense, information about the fiduciary net position of the Teacher Legacy Pension Plan in the Tennessee Consolidated Retirement System (TCRS) and additions to/deductions from the plan's fiduciary net position have been determined on the same basis as they are reported by the TCRS. For this purpose, benefits (including refunds of employee contributions) are recognized when due and payable in accordance with the benefit terms of the Teacher Legacy Pension Plan. Investments are reported at fair value.

Oak Ridge City Schools Non-Teacher Hybrid With Cost Controls. For purposes of measuring the net pension asset/liability, deferred outflows of resources, and deferred inflows of resources related to pensions, and pension expense, information about the fiduciary net position of Oak Ridge Board of Education Hybrid With Cost Controls' participation in the Public Employee Retirement Plan of the Tennessee Consolidated Retirement System (TCRS), and additions to/deductions from Oak Ridge Board of Education Hybrid With Cost Controls' fiduciary net position have been determined on the same basis as they are reported by the TCRS for the Public Employee Retirement Plan. For this purpose, benefits (including refunds of employee contributions) are recognized when due and payable in accordance with the benefit terms of the Public Employee Retirement Plan of the TCRS. Investments are reported at fair value.

Oak Ridge City Schools Non-Teacher Legacy Plan. For purposes of measuring the net pension asset/liability, deferred outflows of resources and deferred inflows of resources related to pensions, and pension expense, information about the fiduciary net position of Oak Ridge Schools' participation in the Public Employee Retirement Plan of the Tennessee Consolidated Retirement System (TCRS), and additions to/deductions from the plan's fiduciary net position have been determined on the same basis as they are reported by the TCRS for the Public Employee Retirement Plan. For this purpose, benefits (including refunds of employee contributions) are recognized when due and payable in accordance with the benefit terms of the Public Employee Retirement Plan of the TCRS. Investments are reported at fair value.

OAK RIDGE SCHOOLS
OAK RIDGE, TENNESSEE

Notes to Basic Financial Statements
(Continued)

1. Summary of Significant Accounting Policies (Continued)

(v) Postemployment Benefits

The Schools follows the provisions of Governmental Accounting Standards Board Statement No. 75, "Accounting and Financial Reporting for Postemployment Benefit Plans Other Than Pension Plans."

(w) Termination Benefits

The Schools provide voluntary termination benefits for professional employees who agree to retire before age 65. Payments are recorded as an expenditure in the General Purpose School Fund. The estimated liability and related expense are reported in the departmental-wide financial statements.

(x) Interfund Activity

Exchange transactions between funds are reported as revenues in the seller funds and as expenditures/expenses in the purchaser funds. Flows of cash or goods from one fund to another without a requirement for repayment are reported as interfund transfers. Interfund transfers are reported as other financing sources/uses in governmental funds. Repayments from funds responsible for particular expenditures/expenses to the funds that initially paid for them are not presented on the financial statements.

Short-term amounts owed between funds are classified as "Due to/from other funds." Interfund loans are classified as "Interfund notes receivable/payable."

(y) Extraordinary and Special Items

Extraordinary items are transactions or events that are both unusual in nature and infrequent in occurrence. Special items are transactions or events that are within the control of the Board of Education and that are either unusual in nature or infrequent in occurrence. Neither type of transaction occurred during the fiscal year ended June 30, 2025.

(z) Deferred Outflows/Inflows of Resources

In accordance with GASB Statement No. 63 and GASB Statement No. 65, the statement of net position will sometimes report a separate section for deferred outflows of resources, in addition to assets. This separate financial statement element, deferred outflows of resources, represents a consumption of net position that applies to a future period(s) and so will not be recognized as an outflow of resources (expense) until then. In addition to liabilities, the statement of net position will sometimes report a separate section for deferred inflows of resources. This separate financial statement element, deferred inflows of resources, represents an acquisition of net position that applies to a future period(s) and so will not be recognized as an inflow of resources (revenue) until that time.

OAK RIDGE SCHOOLS
OAK RIDGE, TENNESSEE

Notes to Basic Financial Statements
(Continued)

1. Summary of Significant Accounting Policies (Continued)

(z) Deferred Outflows/Inflows of Resources (Continued)

Deferred outflows/inflows of resources consist of the following at June 30, 2025:

	Governmental Activities
<u>Deferred Outflows of Resources:</u>	
Contributions subsequent to the measurement date – pension	\$ 2,398,970
Contributions subsequent to the measurement date – OPEB	275,701
Changes in proportionate and differences between contributions and proportionate share of contributions – pension	26,546
Changes in proportionate and differences between contributions and proportionate share of contributions – OPEB	105,509
Change in assumptions – pension	144,445
Change in assumptions – OPEB	843,236
Differences between expected and actual experience – pension	3,956,606
Differences between expected and actual experience – OPEB	810,606
	\$ 8,561,619
<u>Deferred Inflows of Resources:</u>	
Advance payments for School Food Service	\$ 32,064
Debt refunding	61,997
Differences between expected and actual investment earnings - pension	3,238,841
Differences between expected and actual experience – pension	152,441
Differences between expected and actual experience – OPEB	533,024
Changes in proportionate and differences between contributions and proportionate share of contributions – pension	303,090
Changes in proportionate and differences between contributions and proportionate share of contributions – OPEB	526,462
Changes in assumptions – OPEB	551,029
	\$ 5,398,948

(aa) Recently Issued and Adopted Accounting Pronouncements

GASB has issued the following recent pronouncements that are effective in the current fiscal year:

- Statement No. 101, *Compensated Absences*
- Statement No. 102, *Certain Risk Disclosures*

Adoption of these pronouncements has had an effect on the Schools' financial statements. See additional disclosures below.

OAK RIDGE SCHOOLS
OAK RIDGE, TENNESSEE

Notes to Basic Financial Statements
(Continued)

1. Summary of Significant Accounting Policies (Continued)

(aa) Recently Issued and Adopted Accounting Pronouncements (Continued)

Cumulative Effect of Change in Accounting Principle – Implementation of New Principle

As the result of implementing GASB Statement No. 101, *Compensated Absences*, the government has restated the beginning net position in the government-wide Statement of Net Position, effectively decreasing net position as of July 1, 2024 by \$2,074,882. This decrease results from recording compensated absences expected to be paid in future periods.

Beginning net position, July 1, 2024	\$	42,260,361
Implementation of new principle:		
Additional compensated absences		<u>(2,074,882)</u>
Beginning net position, restated	\$	<u>40,185,479</u>

(ab) Long-Term Debt

The departmental-wide financial statements report long-term debt associated with the capital assets that have been reported. Various debt issues were executed by the City of Oak Ridge, and the City services these debt issues through its Debt Service Fund, not the Board of Education special revenue funds. To reflect this activity in the Schools' separately-issued statements, entries are made for the principal and interest payments as transfers between the Debt Service Fund of the City and the General Purpose School Fund of the Schools.

In the departmental-wide financial statements, and proprietary fund types in the fund financial statements, long-term debt and other long-term obligations are reported as liabilities in the applicable governmental activities or proprietary fund type statement of net position. Bond premiums and discounts are deferred and amortized over the life of the bonds using the straight-line method that approximates the effective interest method. Bonds payable are reported net of the applicable bond premiums or discount.

In the fund financial statements, governmental fund types recognize bond premiums and discounts, as well as bond issuance costs, during the current period. The face amount of debt issued is reported as other financing sources. Premiums received on debt issuances are reported as other financing sources while discounts on debt issuances are reported as other financing uses. Issuance costs, whether or not withheld from the actual debt proceeds received, are reported as debt service expenditures.

General Obligation Bonds

The Schools through the City of Oak Ridge, Tennessee issues general obligation bonds to provide funds for the acquisition and construction of major capital facilities. In addition, general obligation bonds have been issued to refund other general obligation bonds. General obligation bonds are direct obligations and pledge the full faith, credit, and taxing authority of the City of Oak Ridge, Tennessee. General obligation bonds outstanding were issued for original terms of up to 25 years.

OAK RIDGE SCHOOLS
OAK RIDGE, TENNESSEE

Notes to Basic Financial Statements
(Continued)

1. Summary of Significant Accounting Policies (Continued)

(ab) Long-Term Debt (Continued)

General Obligation Bonds (Continued)

Repayment terms are generally structured with increasing amounts of principal maturing as interest requirements decrease over the term of the debt. All bonds included in long-term debt as of June 30, 2025 will be retired from the debt service funds.

Direct Borrowing and Direct Placements

The Schools through the City of Oak Ridge, Tennessee issues other loans to provide funds for the acquisition and construction of major capital facilities. Capital outlay notes are also issued to fund the capital facilities and other capital outlay purchases, such as equipment. Capital outlay notes and other loans are direct obligations and pledge the full faith, credit, and taxing authority of the City of Oak Ridge, Tennessee. Capital outlay notes and other loans outstanding were issued for original terms of up to 20 years. Repayment terms are generally structured with increasing amounts of principal maturing as interest requirements decrease over the term of the debt. All notes, and other loans included in long-term debt as of June 30, 2025, will be retired from the debt service funds.

(ac) Fair Value of Financial Instruments

We use a framework for measuring fair value and disclosing fair values. We define fair value at the price which would be received to sell an asset in an orderly transaction between market participants at the measurement date. We use this framework for all assets and liabilities measured and reported on a fair value basis and enable the reader of the financial statements to assess the inputs used to develop those measurements by establishing a hierarchy for ranking the quality and reliability of the information used to determine fair values. Each asset and liability carried at fair value is classified into one of the following categories:

- Level 1 – Quoted market prices in active markets for identical assets or liabilities
- Level 2 – Observable market based inputs or unobservable inputs corroborated by market data
- Level 3 – Unobservable inputs not corroborated by market data

The fair value of current assets and current liabilities approximate to the carrying value due to the short maturity of these instruments. The fair value of unconditional promises to give is estimated by discounting the future cash flows using the current rates offered for deposits of similar remaining maturities.

The fair values of long-term debt and other long-term liabilities approximate the carrying amounts and are estimated based on current rates offered to us.

OAK RIDGE SCHOOLS
OAK RIDGE, TENNESSEE

Notes to Basic Financial Statements
(Continued)

1. Summary of Significant Accounting Policies (Continued)

(ad) Comparative Data

Comparative totals for the prior year have been presented in the accompanying combined financial statements in order to provide an understanding of changes in the Schools' financial position and operations. However, presentation of prior year totals by fund type has not been presented in each of the statements since their inclusion would make the statements unduly complex and difficult to read.

Total columns on the combined financial statements are captioned "memorandum only" to indicate that they are presented only to facilitate financial analysis. Data in these columns do not present financial position, results of operations, or changes in cash flows in conformity with accounting principles generally accepted in the United States of America. Neither is such data comparable to a consolidation. Interfund eliminations have not been made in the aggregation of this data. Certain comparative data have been reclassified to present such amounts in a manner consistent with the current year's presentation.

2. Deposits and Investments

The Schools follow GASB Statement No. 40, *Deposits and Investment Risk Disclosures*, that requires disclosures about custodial credit risk, interest rate risk, credit risk and concentration of credit risk.

At June 30, 2025, the Schools had the following deposits and investments:

Description	Maturity Date	Fair Value
Deposits:		
Bank Deposits and Money Market Accounts	N/A	<u>\$ 24,558,957</u>

A summary of the deposits and investments by fund at June 30, 2025 is as follows:

Bank Deposits:		
Cash and Cash Equivalents –		
General Purpose School Fund		\$ 21,553,211
Central Cafeteria Fund		1,531,554
Internal School Fund		1,474,192
Scholarship Fund		<u>111,363</u>
Total Cash and Cash Equivalents		<u>\$ 24,670,320</u>

A reconciliation of cash and cash equivalents as shown on the statement of net position and the balance sheet – governmental funds at June 30, 2025 is as follows:

Total Bank Deposits	\$ 24,670,320
Less: Fiduciary Fund – Scholarship Fund	<u>(111,363)</u>
Cash and Cash Equivalents – Statement of Net Position and Balance Sheet	<u>\$ 24,558,957</u>

OAK RIDGE SCHOOLS
OAK RIDGE, TENNESSEE

Notes to Basic Financial Statements
(Continued)

2. Deposits and Investments (Continued)

Deposits

State statutes authorize the Schools to deposit funds in banks and the state and local government investment pool ("SLGIP") and repurchase agreements.

Deposit Policies

The Schools' deposit policy is governed by the laws of the State of Tennessee. Deposits in financial institutions are required by state statutes to be secured and collateralized by such institutions. The collateral must meet certain requirements and must have a total minimum market value of 105% of the value of the deposits placed in the institutions less the amount protected by federal depository insurance.

The Schools' policy authorizes the investment of excess operating funds in various bank accounts, savings accounts or certificates of deposits with a local bank or credit union located within the city limits. Banks or credit unions shall be fully insured by the Federal Depository Insurance Corporation ("FDIC") or the National Credit Union Administration ("NCUA"). In addition, local banks shall participate in the bank collateral pool administered by the Treasurer of the State of Tennessee.

Deposits – Custodial Credit Risk

At June 30, 2025, the carrying amount of the Schools' deposits (cash and cash equivalents) were \$25,856,710 and were held in financial institutions that were fully insured or participate in the bank collateral pool administered by the Treasurer of the State of Tennessee.

Banks may use one of three different security pledges (90, 100 or 105%) depending on the specific bank holding the deposit. Participating banks determine the aggregate balance of their public fund accounts for the Schools. Collateral securities required to be pledged by the participating banks to protect their public fund accounts are pledged to the State Treasurer on behalf of the bank collateral pool. The securities pledged to protect these accounts are pledged in the aggregate rather than against each individual account. The members of the pool may be required by agreement to pay an assessment to cover any deficiency. Since the bank collateral pool covered all the Schools' deposits at June 30, 2025, they are considered to be insured, fully collateralized and classified as Category 1, under GASB Statement No. 40, for purposes of custodial credit risk disclosure.

Investment Policies – Excluding TCRS Stabilization Trust

State statutes authorize the Schools to invest in obligations of the federal government, federal agency securities, state government, state local government investment pool ("SLGIP"), municipal bonds issued in Tennessee, certificates of deposit, and other time deposits and repurchase agreements.

Custodial Credit Risk: The Schools' investment policy requires that investment securities be registered in the name of Oak Ridge Schools. All safekeeping receipts for investment instruments are held in accounts in the Schools' name and all securities are registered in the Schools' name.

Credit Risk: The Schools' investment policy limits investments in federal agency securities and municipal bonds, to the highest ratings by two of the nationally recognized ratings organizations, Standard and Poor's, Moody's Investor Services, FITCH or A.M. BEST.

OAK RIDGE SCHOOLS
OAK RIDGE, TENNESSEE

Notes to Basic Financial Statements
(Continued)

2. Deposits and Investments (Continued)

Investment Policies – Excluding TCRS Stabilization Trust (Continued)

Interest Rate Risk: Investments are made based upon prevailing market conditions at the time of the transaction with the intent to hold the instrument until maturity. If the yield of the portfolio can be improved upon by the sale of an investment, prior to its maturity, with the reinvestment of the proceeds, then this provision is also allowed.

In accordance with its investment policy, the Schools manage its interest rate risk by limiting the weighted-average maturity of its investment portfolio in the governmental funds and proprietary fund to one year or less. No security, at the time of purchase shall have a maturity exceeding one year. The Schools manage its interest rate risk by limiting the weighted-average maturity of its investment portfolio in the scholarship fund to ten years or less. No security, at the time of purchase in the scholarship fund, shall have a maturity exceeding ten years.

Concentration of Credit Risk: The Schools may choose to maintain between 0% to 100%, or any portion thereon, of its investment portfolio in U.S. Treasury Bills, Notes and Bonds, federal agencies, SLGIP, certificates of deposit or repurchase agreements in accordance with state statutes. As of June 30, 2025, the Schools did not maintain any investments; deposits were held in bank or money market accounts.

Investment Income – Scholarship Fund

Investment income in the Scholarship Fund for the year ended June 30, 2025 consisted of the following:

Interest	<u>\$ 5,688</u>
----------	-----------------

The Schools' investment policy does not require diversification among authorized investment broker-dealers. However, the policy requires the use of an investment broker-dealer who is registered with the Securities Investor Protection Corporation ("SIPC") and who maintains an office within the city limits.

Component Unit – Foundation

At December 31, 2024 (latest information available), the Foundation had the following deposits and investments:

Bank Deposits:	
Bank Deposits and Certificates of Deposit	\$ 369,430
Investments, at Fair Value:	
Mutual Funds and Equity Funds	5,742,212
Total Investments, at Fair Value	5,742,212
Total	\$ 6,111,642

Short-term investments held in money market accounts are reported as investments instead of cash equivalents because the Foundation holds those funds for restricted purposes.

OAK RIDGE SCHOOLS
OAK RIDGE, TENNESSEE

Notes to Basic Financial Statements
(Continued)

2. Deposits and Investments (Continued)

Component Unit – Foundation (Continued)

A reconciliation of investments as shown on the statement of net position at December 31, 2024 (latest information available) is as follows:

Investments, at Fair Value – Current Assets	\$	4,687,689
Investments, at Fair Value – Other Assets		1,054,523
	\$	5,742,212
Interest and Dividends, net of \$30,037 fees	\$	133,161
Realized Gains (Losses) on Investments		257,533
Unrealized Gains (Losses) on Investments		277,996
	\$	668,690

TCRS Stabilization Reserve Trust

Legal Provisions. Oak Ridge Schools is a member of the Tennessee Consolidated Retirement System (TCRS) Stabilization Reserve Trust. The School has placed funds into the irrevocable trust as authorized by statute under *Tennessee Code Annotated (TCA)*, Title 8, Chapters 34-37. The TCRS Board of Trustees is responsible for the proper operation and administration of the trust. Funds of trust members are held and invested in the name of the trust for the benefit of each member. Each member's funds are restricted for the payment of retirement benefits of that member's employees. Trust funds are not subject to the claims of general creditors of the School.

The trust is authorized to make investments as directed by the TCRS Board of Trustees. The Oak Ridge Schools may not impose any restrictions on investments placed by the trust on their behalf.

Investment Balances. Assets of the TCRS, including the Stabilization Reserve Trust, are invested in the Tennessee Retiree Group Trust (TRGT). The TRGT is not registered with the Securities and Exchange Commission (SEC) as an investment company. The State of Tennessee has not obtained a credit quality rating for the TRGT from a nationally recognized credit ratings agency. The fair value of investment positions in the TRGT is determined daily based on the fair value of the pool's underlying portfolio.

Furthermore, TCRS had not obtained or provided any legally binding guarantees to support the value of participant shares during the fiscal year. There are no restrictions on the sale or redemption of shares.

Investments are reported at fair value. Securities traded on a national exchange are valued at the last reported sales price. Investment income consists of realized and unrealized appreciation (depreciation) in the fair value of investments and interest and dividend income. Interest income is recognized when earned. Securities and securities transactions are recorded in the financial statements on a trade-date basis. The fair value of assets of the TRGT held at June 30, 2025, represents the price that would be received to sell an asset or paid to transfer a liability in an orderly transaction between market participants.

Assets held are categorized for fair value measurement within the fair value hierarchy established by GAAP. The hierarchy is based on the valuation inputs used to measure the fair value of the asset and give the highest priority to unadjusted quoted prices in active markets for identical assets or liabilities (Level 1 measurements) and the lowest priority to unobservable inputs (Level 3 measurements).

OAK RIDGE SCHOOLS
OAK RIDGE, TENNESSEE

Notes to Basic Financial Statements
(Continued)

2. Deposits and Investments (Continued)

TCRS Stabilization Reserve Trust (Continued)

- Level 1 – Unadjusted quoted prices for identical assets or liabilities in active markets that can be accessed at the measurement date.
- Level 2 – Quoted prices for similar assets or liabilities in active markets; quoted prices for identical or similar assets or liabilities in markets that are not active; assets or liabilities that have a bid-ask spread price in an interactive dealer market, brokered market and principal-to-principal market; and Level 1 assets or liabilities that are adjusted.
- Level 3 – Valuations derived from valuation techniques in which significant inputs are unobservable.

Investments, where fair value is measured using the Net Asset Value (NAV) per share have no readily determinable fair value and have been determined to be calculated consistent with FASB principles for investment companies.

Where inputs used in the measurement of fair value fall into different levels of the hierarchy, fair value of the instrument in its entirety is categorized based on the lowest level input that is significant to the valuation. This assessment requires professional judgement and as such management of the TRGT developed a fair value committee that worked in conjunction with the plan's custodian and investment professionals to make these valuations. All assets held were valued individually and aggregated into classes to be represented in the table below.

Short-term securities generally include investments in money market-type securities reported at cost plus accrued interest.

Equity and equity derivative securities classified in Level 1 are valued using last reported sales prices quoted in active markets that can be accessed at the measurement date. Equity and equity derivative securities classified in Level 2 are securities whose values are derived daily from associated traded securities. Equity securities classified in Level 3 are valued with last trade data having limited trading volume.

US Treasury Bills, Bonds, Notes and Futures classified as Level 1 are valued using last reported sales prices quoted in active markets that can be accessed at the measurement date. Debt and debt derivative securities classified in Level 2 are valued using a bid-ask spread price from multiple independent brokers, dealers, or market principals, which are known to be actively involved in the market. Level 3 debt securities are valued using proprietary information, a single pricing source, or other unobservable inputs related to similar assets or liabilities.

Real estate investments classified in Level 3 are valued using the last valuations provided by external investment advisors or independent external appraisers. Generally, all direct real estate investments are appraised by a qualified independent appraiser(s) with the professional designation of member of the Appraisal Institute (MAI), or its equivalent, every three (3) years beginning from the acquisition date of the property. The appraisals are performed using generally accepted valuation approaches applicable to the property type.

OAK RIDGE SCHOOLS
OAK RIDGE, TENNESSEE

Notes to Basic Financial Statements
(Continued)

2. Deposits and Investments (Continued)

TCRS Stabilization Reserve Trust (Continued)

Investments in private mutual funds, traditional private equity funds, strategic lending funds and real estate funds that report using GAAP, the fair value, as well as the unfunded commitments, were determined using the prior quarter's NAV, as reported by the fund managers, plus the current cash flows. These assets were then categorized by investment strategy. In instances where the fund investment reported using non-GAAP standards, the investment was valued using the same method, but was classified in Level 3.

Teacher Hybrid Plan

At June 30, 2025, Oak Ridge Schools had the following investments held by the trust on its behalf related to its TCRS Teacher Hybrid Plan:

<u>Investment</u>	<u>Weighted Average Maturity (days)</u>	<u>Maturities</u>	<u>Fair Value</u>
Investments at Fair Value:			
U.S. Equity	N/A	N/A	\$ 224,727
Developed Market International Equity	N/A	N/A	101,490
Emerging Market International Equity	N/A	N/A	28,997
U.S. Fixed Income	N/A	N/A	144,986
Real Estate	N/A	N/A	72,493
Short-term Securities	N/A	N/A	7,249
Investments at Amortized Cost Using the NAV:			
Private Equity and Strategic Lending	N/A	N/A	144,986
Total			\$ 724,928

<u>Investment by Fair Value Level</u>	<u>Fair Value 6/30/2025</u>	<u>Fair Value Measurements Using</u>			<u>Amortized Cost</u>
		<u>Quoted Prices in Active Markets for Identical Assets (Level 1)</u>	<u>Significant Other Observable Inputs (Level 2)</u>	<u>Significant Unobservable Inputs (Level 3)</u>	<u>NAV</u>
U.S. Equity	\$ 224,727	\$ 224,727	\$ -	\$ -	\$ -
Developed Market International Equity	101,490	101,490	-	-	-
Emerging Market International Equity	28,997	28,997	-	-	-
U.S. Fixed Income	144,986	-	144,986	-	-
Real Estate	72,493	-	-	72,493	-
Short-term Securities	7,249	-	7,249	-	-
Private Equity and Strategic Lending	144,986	-	-	-	144,986
Total	\$ 724,928	\$ 355,214	\$ 152,235	\$ 72,493	\$ 144,986

OAK RIDGE SCHOOLS
OAK RIDGE, TENNESSEE

Notes to Basic Financial Statements
(Continued)

2. Deposits and Investments (Continued)

TCRS Stabilization Reserve Trust (Continued)

Non-Teacher Hybrid Plan

At June 30, 2025, Oak Ridge Schools had the following Investments held by the trust on its behalf related to its TCRS Non-Teacher Hybrid Plan:

Investment	Weighted Average Maturity (days)	Maturities	Fair Value
Investments at Fair Value:			
U.S. Equity	N/A	N/A	\$ 177,576
Developed Market International Equity	N/A	N/A	80,196
Emerging Market International Equity	N/A	N/A	22,913
U.S. Fixed Income	N/A	N/A	114,565
Real Estate	N/A	N/A	57,282
Short-term Securities	N/A	N/A	5,728
Investments at Amortized Cost Using the NAV:			
Private Equity and Strategic Lending	N/A	N/A	114,565
Total			\$ 572,825

Investment by Fair Value Level	Fair Value 6/30/2025	Fair Value Measurements Using			Amortized Cost
		Quoted Prices in Active Markets for Identical Assets (Level 1)	Significant Other Observable Inputs (Level 2)	Significant Unobservable Inputs (Level 3)	NAV
U.S. Equity	\$ 177,576	\$ 177,576	\$ -	\$ -	\$ -
Developed Market International Equity	80,196	80,196	-	-	-
Emerging Market International Equity	22,913	22,913	-	-	-
U.S. Fixed Income	114,565	-	114,565	-	-
Real Estate	57,282	-	-	57,282	-
Short-term Securities	5,728	-	5,728	-	-
Private Equity and Strategic Lending	114,565	-	-	-	114,565
Total	\$ 572,825	\$ 280,685	\$ 120,293	\$ 57,282	\$ 114,565

Risk and Uncertainties. The trust's investments include various types of investment funds, which in turn invest in any combination of stock, bonds and other investments exposed to various risks, such as interest rate, credit, and market risk. Due to the level of risk associated with certain investment securities, it is at least reasonably possible that changes in the values of investment securities will occur in the near term and that such change could materially affect the amounts reported for trust investments.

Interest Rate Risk. Interest rate risk is the risk that changes in interest rates will adversely affect the fair value of an investment. The Oak Ridge Schools does not have the ability to limit trust investment maturities as a means of managing its exposure to fair value losses arising from increasing interest rates.

Credit Risk. Credit risk is the risk that an issuer or other counterparty to an investment will not fulfill its obligations. The Oak Ridge Schools does not have the ability to limit the credit ratings of individual investments made by the trust.

OAK RIDGE SCHOOLS
OAK RIDGE, TENNESSEE

Notes to Basic Financial Statements
(Continued)

2. Deposits and Investments (Continued)

TCRS Stabilization Reserve Trust (Continued)

Non-Teacher Hybrid Plan (Continued)

Concentration of Credit Risk. Concentration of credit risk is the risk of loss attributed to the magnitude of the trust's investment in a single issuer. Oak Ridge Schools places no limit on the amount the trust may invest in one issuer.

Custodial Credit Risk. Custodial credit risk for investments is the risk that, in the event of a failure of the counterparty to a transaction, the trust will not be able to recover the value of its investments or collateral securities that are in the possession of an outside party. Pursuant to the trust agreement, investments are held in the name of the trust for the benefit of the Oak Ridge Schools to pay retirement benefits of the School's employees.

For further information concerning the School's investments with the TCRS Stabilization Reserve Trust, audited financial statements of the Tennessee Consolidated Retirement System may be obtained at <https://publicreports.treasury.tn.gov/Home/General?type=General>.

3. Unconditional Promises to Give

The Foundation had the following pledges receivable at December 31, 2024 (latest information available):

Total Promises to Give	\$	15,000
Less: Discounts to Net Present Value		-
Less: Allowance for Uncollectible Promises to Give		-
		-
	\$	15,000
Due Within One Year	\$	15,000
Due Within One to Five Years		-
		-
	\$	15,000

OAK RIDGE SCHOOLS
OAK RIDGE, TENNESSEE

Notes to Basic Financial Statements
(Continued)

4. Capital Assets

Capital asset activity for the fiscal year ended June 30, 2025 was as follows:

<u>Governmental Activities</u>	Balance June 30, 2024	Additions	Deductions	Balance June 30, 2025
Capital assets, not being depreciated:				
Land and land improvements	\$ 156,355	\$ -	\$ -	\$ 156,355
Construction in progress	176,581	-	176,581	-
Total capital assets, not being depreciated	332,936	-	176,581	156,355
Capital assets being depreciated:				
Buildings and improvements	136,822,916	2,921,156	-	139,744,072
Vehicles	1,231,081	-	16,000	1,215,081
Buses	485,154	-	-	485,154
Machinery and equipment	14,166,257	247,822	8,995	14,405,084
Furniture and fixtures	1,627,015	-	-	1,627,015
Computer software and telecom	2,207,949	-	-	2,207,949
Total capital assets, being depreciated	156,540,372	3,168,978	24,995	159,684,355
Less accumulated depreciation:				
Buildings and improvements	66,461,450	3,259,637	-	69,721,087
Vehicles	1,017,081	62,512	16,000	1,063,593
Buses	485,154	-	-	485,154
Machinery and equipment	11,946,171	500,490	6,821	12,439,840
Furniture and fixtures	1,321,024	67,542	-	1,388,566
Computer software and telecom	2,050,711	38,617	-	2,089,328
Total accumulated depreciation	83,281,591	3,928,798	22,821	87,187,568
Capital assets, being depreciated, net	73,258,781	(759,820)	2,174	72,496,787
Governmental activities capital assets, net	\$ 73,591,717	\$ (759,820)	\$ 178,755	\$ 72,653,142

Depreciation expense was charged to governmental functions as follows:

Instructional	\$ 3,632,846
Support services	196,486
Non-instructional	99,466
Total depreciation expense	\$ 3,928,798

OAK RIDGE SCHOOLS
OAK RIDGE, TENNESSEE

Notes to Basic Financial Statements
(Continued)

5. Long-Term Debt

Overview

All debt of the Schools is issued through the City of Oak Ridge, Tennessee. The debt issues related to the Schools contain provisions that in the event of a default, outstanding amounts are to become immediately due if the City is unable to make a payment.

Long-term debt at June 30, 2025 consisted of the following:

General Obligation Bonds	\$ 53,455,861
Local Government Public Improvement Bonds	3,122,288
Capital Outlay Notes	<u>1,692,022</u>
	58,270,171
Add: Unamortized Premiums	<u>4,695,226</u>
	62,965,397
Less: Current Portion	<u>(5,137,925)</u>
Total Long-Term Debt	<u><u>\$ 57,827,472</u></u>

Interest expense recorded in the departmental-wide statement of activities consisted of the following:

Interest Paid	\$ 1,708,197
Amortization of Bond Premiums	(447,471)
Accrued Interest Payable – Net Change	(141,254)
Other debt service related expenses	7,000
Amortization of Debt Refunding	<u>(8,963)</u>
Total	<u><u>\$ 1,117,509</u></u>

Activity

Long-term debt activity for the year ended June 30, 2025 is as follows:

	Balance July 1, 2024	Additions	Retirements/ Reductions	Balance June 30, 2025	Due Within One Year
General Obligation Bonds	\$ 56,657,169	\$ -	\$ (3,201,308)	\$ 53,455,861	\$ 2,979,713
Direct Borrowings and Direct Placements:					
Local Government Public Improvement Bonds	4,677,288	-	(1,555,000)	3,122,288	1,905,000
Capital Outlay Notes	<u>1,942,714</u>	<u>-</u>	<u>(250,692)</u>	<u>1,692,022</u>	<u>253,212</u>
Total	63,277,171	-	(5,007,000)	58,270,171	5,137,925
Unamortized Premiums	<u>5,142,697</u>	<u>-</u>	<u>(447,471)</u>	<u>4,695,226</u>	<u>-</u>
Total	<u><u>\$ 68,419,868</u></u>	<u><u>\$ -</u></u>	<u><u>\$ (5,454,471)</u></u>	<u><u>\$ 62,965,397</u></u>	<u><u>\$ 5,137,925</u></u>

OAK RIDGE SCHOOLS
OAK RIDGE, TENNESSEE

Notes to Basic Financial Statements
(Continued)

5. Long-Term Debt (Continued)

General Obligation Bonds

General Obligation Bonds ("GO") consisted of the following at June 30, 2025:

Series 2017 GO Refunding Bond, issuance of \$3,905,000, maturing in 2033 with interest rates of 2.25% to 5.00%	\$ 2,165,861
Series 2018 GO Bond, issuance of \$8,700,000, maturing in 2043 with interest rates of 3.25% to 5.00%	7,495,000
Series 2019 GO Refunding Bond, issuance of \$15,713,000, maturing in 2038 with interest rates of 2.00% to 5.00%	9,120,000
Series 2020A GO Refunding Bond, issuance of \$9,000,000, maturing in 2035 with interest rates of 1.00% to 5.00%	9,000,000
Series 2020B GO Bond, issuance of \$3,135,000, maturing in 2027 with interest rates of 0.50% to 1.00%	2,735,000
Series 2021A GO Refunding Bond, issuance of \$25,735,000, maturing in 2035 with interest rates of 2.00% to 5.00%	18,295,000
Series 2021C GO Bond, issuance of \$5,520,000, maturing in 2041 with interest rates of 1.35% to 4.00%	4,645,000
	<u>\$ 53,455,861</u>

In December 2017, the Schools, through the City of Oak Ridge, issued \$3,905,000 General Obligation Refunding Bonds, Series 2017, to refund outstanding general obligation debt at the City and borrow additional funds for capital projects at the Schools.

In December 2018, the Schools, through the City of Oak Ridge, issued \$8,700,000 General Obligation Bonds, Series 2018, to fund capital projects at the Schools.

In September 2019, the Schools, through the City of Oak Ridge, issued \$15,713,000 General Obligation Refunding Bonds, Series 2019, to fund capital projects at the Schools and to refund outstanding general obligation debt.

In December 2020, the Schools, through the City of Oak Ridge, issued \$9,000,000 in General Obligation Refunding Bonds, Series 2020A, to refund outstanding general obligation debt.

In December 2020, the Schools, through the City of Oak Ridge, issued \$3,135,000 in General Obligation Bonds, Series 2020B, to fund the termination of debt swap agreement.

In June 2021, the Schools, through the City of Oak Ridge, issued \$25,735,000 in General Obligation Refunding Bonds, Series 2021A, to refund outstanding general obligation debt.

In September 2021, the Schools, through the City of Oak Ridge, issued \$5,520,000 in General Obligation Bonds, Series 2021C, to fund capital projects at the Schools.

OAK RIDGE SCHOOLS
OAK RIDGE, TENNESSEE

Notes to Basic Financial Statements
(Continued)

5. Long-Term Debt (Continued)

Notes Payable

Notes payable consisted of the following at June 30, 2025:

2008 note payable of \$7,752,287 loan agreement TMBF, maturing in 2027 with a variable interest rate of 3.45% (as of June 30, 2025)	<u>\$ 3,122,288</u>
---	---------------------

During the year ended June 30, 2008, the Schools, through the City of Oak Ridge, entered into a \$4,945,987 loan agreement with the Tennessee Municipal Bond Fund ("TMBF") program to fund a portion of the Oak Ridge High School ("ORHS") project. Scheduled principal payments continue through 2027. The interest rate is variable and was approximately 3.45% for the year ended June 30, 2025. During the year ended June 30, 2009, the Schools borrowed an additional \$2,806,300 for the ORHS project.

Capitalized Outlay Note

Energy Efficient Schools Capital Outlay Note, maturing in 2032 with an interest rate of 1.00% (as of June 30, 2025)	<u>\$ 1,692,022</u>
---	---------------------

In October 2017, the Schools, through the City of Oak Ridge, issued \$3,000,000 Energy Efficient Schools Capital Outlay Note to make energy efficient improvements to the various school buildings. Interest rate is 1.00%.

Debt Service Requirements – All Long-Term Debt

The annual debt service requirements of all long-term debt as of June 30, 2025 is as follows:

	Bonds		Direct Borrowings and Direct Placements		Totals
	Principal	Interest	Principal	Interest	
2026	\$ 2,979,713	\$ 1,541,486	\$ 2,158,212	\$ 148,499	\$ 6,827,910
2027	2,838,637	1,445,177	1,473,044	63,219	5,820,077
2028	4,514,522	1,376,105	258,324	10,644	6,159,595
2029	5,094,208	1,165,780	260,916	8,052	6,528,956
2030	5,217,651	934,943	263,532	5,436	6,421,562
2031-2035	25,378,130	2,603,185	400,282	3,191	28,384,788
2036-2040	5,473,000	759,281	-	-	6,232,281
2041-2043	1,960,000	129,800	-	-	2,089,800
	<u>\$ 53,455,861</u>	<u>\$ 9,955,757</u>	<u>\$ 4,814,310</u>	<u>\$ 239,041</u>	<u>\$ 68,464,969</u>

6. Other Long-Term Liabilities

Changes in other long-term liabilities for the year ended June 30, 2025 were as follows:

	Beginning Balance	Additions	Reductions	Ending Balance	Due Within One Year
OPEB Obligations	\$ 6,928,306	\$ 635,201	\$ -	\$ 7,563,507	\$ -
Compensated Absences	2,589,771	221,429	(12,919)	2,798,281	918,795
Termination Benefits	697,085	187,587	(129,237)	755,435	144,347
Total	<u>\$ 10,215,162</u>	<u>\$ 1,044,217</u>	<u>\$ (142,156)</u>	<u>\$ 11,117,223</u>	<u>\$ 1,063,142</u>

OAK RIDGE SCHOOLS
OAK RIDGE, TENNESSEE

Notes to Basic Financial Statements
(Continued)

6. Other Long-Term Liabilities (Continued)

The Schools use the General Purpose School Fund to liquidate the liability for compensated absences and termination benefits payable for governmental activities. The State of Tennessee makes on-behalf payments for the other postemployment benefit (OPEB) obligation as described in Note 16. Compensated absences are described in Note 1 (s). Other postemployment benefit obligations and termination benefits are described in Note 15 and Note 17, respectively.

7. Fund Balances

The amounts reported on the balance sheets of the governmental funds as non-spendable, restricted and committed as of June 30, 2025 consists of the following:

Governmental Funds	Fund Balances		
	Non-Spendable	Restricted	Committed
General Purpose School Fund	\$ 191,624	\$ 1,297,753	\$ 3,016,595
School Federal Projects	-	-	-
Other Education Special Revenue Fund	-	36,519	-
Extended School Program Fund	-	-	364,536
Central Cafeteria Fund	20,296	1,675,746	-
Internal School Funds	-	1,492,922	-
Total	<u>\$ 211,920</u>	<u>\$ 4,502,940</u>	<u>\$ 3,381,131</u>

8. Net Position

Net position represents the difference between assets, liabilities and deferred inflows of resources. Net position at June 30, 2025 is as follows:

	Governmental Activities	
	Primary Government	Component Unit – Foundation
Net Investment in Capital Assets:		
Net Capital Assets	72,653,142	\$ -
Less: Related Debt – Net of Discounts, Premiums and Unspent Debt Proceeds	(58,270,171)	-
	<u>14,382,971</u>	<u>-</u>
Restricted:		
Cafeteria	1,696,042	-
Grants and Other	36,519	957,781
Internal School Fund	1,492,922	-
Pension	16,837,108	-
SRT Investment Held by TCRS	1,297,753	-
Unspent Bond Proceeds	-	-
	<u>21,360,344</u>	<u>957,781</u>
Unrestricted	<u>11,640,085</u>	<u>-</u>
Total	<u>\$ 47,383,400</u>	<u>\$ 957,781</u>

OAK RIDGE SCHOOLS
OAK RIDGE, TENNESSEE

Notes to Basic Financial Statements
(Continued)

9. Local Taxes

In accordance with various state laws, the Schools receive a pro-rata share of property taxes, local option sales taxes, mineral severance taxes and mixed drink taxes from Anderson and Roane counties. These local taxes are divided between Oak Ridge Schools and the respective county schools based upon the annual weighted-average daily attendance.

The counties assess the property values, set the tax rate, bill and collect the taxes. County property taxes are based upon assessments on January 1, levied on October 1 and becoming delinquent the following March 1. Penalties and interest on delinquent property taxes are recognized when collected.

The local option sales tax, mineral severance tax and mixed drink tax are collected by the Tennessee Department of Revenue and remitted to the counties and then remitted to the Schools.

The Schools recognized the following local tax revenues in the General Purpose School Fund during the year ended June 30, 2025:

	Amount	% of Revenues
Property Taxes	\$ 12,985,263	13.87%
Local Option Sales and Mineral Severance Taxes	10,309,679	11.01%
Mixed Drink Taxes	725	0.00%
Total	\$ 23,295,667	24.88%

10. Interfund Receivables, Payables and Transfers

Interfund Receivables and Payables

A detailed listing of interfund receivables and payables at June 30, 2025 is as follows:

Due From	Due To	Amount
<u>Governmental Activities:</u>		
School Federal Projects Fund	General Purpose School Fund	\$ 600,973
Central Cafeteria Fund	General Purpose School Fund	148,977
General Purpose School Fund	Other Education Special Revenue	40,494
General Purpose School Fund	Extended School Program	372,009
Governmental Activities Total		\$ 1,162,453

In the fund financial statements, interfund receivables and payables from short-term borrowings between the funds is primarily due to federal grant activity and are classified as "due to/from other funds." The governmental activities amounts are eliminated in the departmental-wide statement of net position.

Transfers

Transfers between the individual funds and the City of Oak Ridge during the year ended June 30, 2025 were as follows:

Transfers In	Transfers Out	Amount
<u>Governmental Activities:</u>		
General Purpose School Fund	City's General Fund	\$ 23,738,499
General Purpose School Fund	Schools Federal Projects Fund	150,060
Other Education Special Revenue Fund	General Purpose School Fund	123,053
General Purpose School Fund	Extended School Program	10,000
General Purpose School Fund	General Purpose School Fund	1,274
City of Oak Ridge	General Purpose School Fund	(637,205)

OAK RIDGE SCHOOLS
OAK RIDGE, TENNESSEE

Notes to Basic Financial Statements
(Continued)

10. Interfund Receivables, Payables and Transfers (Continued)

Transfers (Continued)

The City provides an annual operating transfer from its General Fund to the Schools' General Purpose School Fund. The net transfer of \$23,738,499 during the year ended June 30, 2025 was 28.28% of total revenues and other sources. The transfer of \$150,060 from the Schools Federal Projects Fund is for indirect costs. The transfer of \$123,053 to the Other Education Special Revenue Fund is considered the Schools' local match for the Family Resource Program grant. The transfer of \$10,000 from the Extended School Program is for indirect costs.

In order to account for certain capital outlays, debt issuance and debt service payments for school related projects made by the City during the current year, the following transfers were recorded:

<u>Transfers In</u>	<u>Transfers Out</u>	<u>Amount</u>	<u>Purpose</u>
<u>Governmental Activities:</u>			
General Purpose School Fund	City Debt Service Fund	\$ 6,715,197	Debt Service

During 2025, the Foundation made a \$0 payment to the City to fund school related debt.

11. Budget Amendments

The Schools amended the budgeted expenditures and transfers for the year ended June 30, 2025 as follows:

<u>Governmental Fund</u>	<u>Original Budget</u>	<u>Changes in Appropriations</u>	<u>Final Budget</u>
General Purpose School Fund	\$ 75,708,960	\$ 1,229,050	\$76,938,010
School Federal Projects Fund	4,817,440	40,365	4,857,805
Other Education Special Revenue Fund	159,434	-	159,434
Extended School Program Fund	499,932	5,660	505,592
Central Cafeteria Fund	3,294,272	32,018	3,326,290

The additional appropriations were approved by the Board of Education and City Council as required.

12. Risk Management

Oak Ridge Schools is exposed to various risks of losses related to torts; theft of, damage to, and destruction of assets; errors and omission; injuries to employees; and natural disasters. The Schools' loss exposure for general liability and worker's compensation is limited by state law.

The Schools maintain general liability, auto liability, auto physical damage, errors and omissions, and worker's compensation insurance through the Tennessee Risk Management Trust ("TNRMT"), a public entity risk pool operated as a risk-sharing program by the Tennessee School Board Association ("TSBA"). This pool is sustained by member premiums and because the pool has excess aggregate and individual claim loss reinsurance coverage, management considers any related credit risk to be insignificant.

The Schools continue to carry commercial insurance for all other risks of loss. Settled claims resulting from these risks have not exceeded insurance coverage in any of the past three years.

OAK RIDGE SCHOOLS
OAK RIDGE, TENNESSEE

Notes to Basic Financial Statements
(Continued)

13. Public Employee Retirement System

Oak Ridge City Schools Teacher Hybrid Retirement Plan of TCRS

Plan description. The Tennessee Consolidated Retirement System (TCRS) was created by state statute under Tennessee Code Annotated Title 8, Chapters 34-37. The TCRS Board of Trustees is responsible for the proper operation and administration of all employer pension plans in the TCRS. The Tennessee Treasury Department, an agency in the legislative branch of state government, administers the plans of the TCRS. The TCRS issues a publicly available financial report that can be obtained at <https://treasury.tn.gov/Retirement/Boards-and-Governance/Reporting-and-Investment-Policies>.

Teachers employed by Oak Ridge City Schools with membership in the TCRS before July 1, 2014 are provided with pensions through the Teacher Legacy Pension Plan, a cost sharing multiple-employer pension plan administered by the TCRS. The Teacher Legacy Pension Plan closed to new membership on June 30, 2014, but will continue providing benefits to existing members and retirees.

The Teacher Retirement Plan became effective July 1, 2014 for teachers employed by Local Education Agencies (LEA) after June 30, 2014. The Teacher Retirement Plan is a separate cost-sharing, multiple-employer defined benefit plan.

Benefits provided. Tennessee Code Annotated Title 8, Chapters 34-37 establishes the benefit terms and can be amended only by the Tennessee General Assembly. Members of the Teacher Retirement Plan are eligible to retire with unreduced benefit at age 65 with 5 years of service credit or pursuant to the rule of 90 in which the member's age and service credit total 90. Benefits are determined by a formula using the member's highest five consecutive year average compensation and the member's years of service credit. A reduced early retirement benefit is available at age 60 and vested or pursuant to the rule of 80. Members are vested with five years of service credit. Service related disability benefits are provided regardless of length of service. Five years of service is required for non-service related disability eligibility. The service related and non-service related disability benefits are determined in the same manner as service retirement benefits but are reduced 10 percent and include projected service credits. A variety of death benefits are available under various eligibility criteria. Member and beneficiary annuitants are entitled to automatic cost of living adjustments (COLAs) after retirement. A COLA is granted each July for annuitants retired prior to the 2nd of July of the previous year. The COLA is based on the change in the consumer price index (CPI) during the prior calendar year, capped at 3 percent, and applied to the current benefit. No COLA is granted if the change in the CPI is less than one-half percent. A one percent COLA is granted if the CPI change is between one-half percent and one percent. A member who leaves employment may withdraw their employee contributions, plus any accumulated interest. Under the Teacher Retirement Plan, benefit terms and conditions, including COLAs, can be adjusted on a prospective basis. Moreover, there are defined cost controls and unfunded liability controls that provide for the adjustment of benefit terms and conditions on an automatic basis.

Contributions. Contributions for teachers are established in the statutes governing the TCRS and may only be changed by the Tennessee General Assembly or by automatic cost controls set out in law. Teachers contribute 5 percent of salary. The LEAs make employer contributions at the rate set by the Board of Trustees as determined by an actuarial valuation. Per the statutory provisions governing the TCRS, the employer contribution rate cannot be less than 4 percent, except in years when the maximum funded level, as established by the TCRS Board of Trustees, is reached. By law, employer contributions for the Teacher Retirement Plan are required to be paid. The TCRS may intercept state shared taxes of the sponsoring governmental entity of the LEA if required employer contributions are not remitted. Employer contributions by Oak Ridge Schools for the year ended June 30, 2025 to the Teacher Retirement Plan were \$318,018 which is 3.00 percent of covered payroll. In addition, employer contributions of \$100,917, which is 1.00 percent of covered payroll were made to the Pension Stabilization Reserve Trust Fund to fund future pension costs. The employer rate, when combined with member contributions, is expected to finance the costs of benefits earned by the members during the year, the cost of administration, as well as an amortized portion of any unfunded liability.

OAK RIDGE SCHOOLS
OAK RIDGE, TENNESSEE

Notes to Basic Financial Statements
(Continued)

13. Public Employee Retirement System (Continued)

Oak Ridge City Schools Teacher Hybrid Retirement Plan of TCRS (Continued)

Pension Liabilities (Assets), Pension Expense (Negative Pension Expense), and Deferred Outflows of Resources and Deferred Inflows of Resources related to Pension

Pension liabilities (assets). At June 30, 2025, Oak Ridge Schools reported a liability (asset) of (\$264,957) for its proportionate share of the net pension liability (asset). The net pension liability (asset) was measured as of June 30, 2024, and the total pension asset used to calculate the net pension liability (asset) was determined by an actuarial valuation as of that date. Oak Ridge Schools' proportion of the net pension liability (asset) was based on Oak Ridge Schools' share of contributions to the pension plan relative to the contributions of all participating LEAs. At the measurement date of June 30, 2024, Oak Ridge Schools' proportion was 0.371813 percent. The proportion measured as of June 30, 2023 was 0.349700 percent.

Pension Expense (negative pension expense). For the year ended June 30, 2025, Oak Ridge Schools recognized pension expense (negative pension expense) of \$215,124.

Deferred outflows of resources and deferred inflows of resources. For the year ended June 30, 2025, Oak Ridge Schools reported deferred outflows of resources and deferred inflows of resources related to pensions from the following sources:

	<u>Deferred Outflows of Resources</u>	<u>Deferred Inflows of Resources</u>
Differences between expected and actual experience	\$ 21,886	\$ 81,402
Net difference between projected and actual earnings on pension plan	-	44,694
Change in assumptions	105,289	-
Changes in proportion of Net Pension Liability (Asset)	4,496	57,724
LEA's contributions subsequent to the measurement date of June 30, 2024	<u>318,018</u>	<u>n/a</u>
Total	<u>\$ 449,689</u>	<u>\$ 183,820</u>

OAK RIDGE SCHOOLS
OAK RIDGE, TENNESSEE

Notes to Basic Financial Statements
(Continued)

13. Public Employee Retirement System (Continued)

Oak Ridge City Schools Teacher Hybrid Retirement Plan of TCRS (Continued)

Pension Liabilities (Assets), Pension Expense (Negative Pension Expense), and Deferred Outflows of Resources and Deferred Inflows of Resources related to Pension (Continued)

Oak Ridge Schools' employer contributions of \$318,018 reported as pension related deferred outflows of resources subsequent to the measurement date, will be recognized as a reduction of net pension liability (asset) in the year ended June 30, 2025. Other amounts reported as deferred outflows of resources and deferred inflows of resources related to pensions will be recognized in pension expense as follows:

Year Ended June 30:	Total
2026	\$ (32,156)
2027	29,680
2028	(22,746)
2029	(22,501)
2030	(865)
Thereafter	(3,561)

In the table shown above, positive amounts will increase pension expense while negative amounts will decrease pension expense.

Actuarial assumptions. The total pension liability as of June 30, 2024 actuarial valuation was determined using the following actuarial assumptions, applied to all periods included in the measurement:

Inflation	2.25 percent
Salary increases	Graded salary ranges from 8.72 to 3.44 percent based on age, including inflation, averaging 4.00 percent
Investment rate of return	6.75 percent, net of pension plan investment expenses, including inflation
Cost-of-Living Adjustment	2.125 percent

Mortality rates were based on actual experience including an adjustment for some anticipated improvement.

The actuarial assumptions used in the June 30, 2024 actuarial valuation were based on the results of an actuarial experience study performed for the period July 1, 2016 through June 30, 2020. As a result of the 2020 actuarial experience study, investment and demographic assumptions were adjusted to more closely reflect actual and expected future experience.

The long-term expected rate of return on pension plan investments was established by the TCRS Board of Trustees in conjunction with the June 30, 2020 actuarial experience study. A blend of future capital market projections and historical market returns was used in a building-block method in which a best-estimate of expected future real rates of return (expected returns, net of pension plan investment expense and

OAK RIDGE SCHOOLS
OAK RIDGE, TENNESSEE

Notes to Basic Financial Statements
(Continued)

13. Public Employee Retirement System (Continued)

Oak Ridge City Schools Teacher Hybrid Retirement Plan of TCRS (Continued)

Actuarial assumptions (continued)

inflation) is developed for each major asset class. These best-estimates are combined to produce the long-term expected rate of return by weighting the expected future real rates of return by the target asset allocation percentage and by adding expected inflation of 2.25 percent. The best-estimates of geometric real rates of return and the TCRS investment policy target asset allocation for each major asset class are summarized in the following table:

<u>Asset Class</u>	<u>Long-Term Expected Real Rate of Return</u>	<u>Target Allocation</u>
U.S. equity	4.88%	31%
Developed market international equity	5.37%	14%
Emerging market international equity	6.09%	4%
Private equity and strategic lending	6.57%	20%
U.S. fixed income	1.20%	20%
Real estate	4.38%	10%
Short-term securities	0.00%	1%
		<hr/> 100%

The long-term expected rate of return on pension plan investments was established by the TCRS Board of Trustees as 6.75 percent based on a blending of the factors described above.

Discount rate. The discount rate used to measure the total pension liability was 6.75 percent. The projection of cash flows used to determine the discount rate assumed that employee contributions will be made at the current rate and that contributions from all LEAs will be made at the actuarially determined contribution rate pursuant to an actuarial valuation in accordance with the funding policy of the TCRS Board of Trustees and as required to be paid by state statute. Based on those assumptions, the pension plan's fiduciary net position was projected to be available to make projected future benefit payments of current active and inactive members. Therefore, the long-term expected rate of return on pension plan investments was applied to all periods of projected benefit payments to determine the total pension liability.

Sensitivity of the proportionate share net pension liability (asset) to changes in the discount rate. The following presents Oak Ridge City Schools' proportionate share of the net pension liability (asset) calculated using the discount rate of 6.75 percent, as well as what Oak Ridge City Schools' proportionate share of the net pension liability (asset) would be if it were calculated using a discount rate that is 1-percentage-point lower (5.75 percent) or 1-percentage-point higher (7.75 percent) than the current rate:

OAK RIDGE SCHOOLS
OAK RIDGE, TENNESSEE

Notes to Basic Financial Statements
(Continued)

13. Public Employee Retirement System (Continued)

Oak Ridge City Schools Teacher Hybrid Retirement Plan of TCRS (Continued)

Sensitivity of the proportionate share net pension liability (asset) to changes in the discount rate. (Continued)

	1% Decrease (5.75%)	Current Discount Rate (6.75%)	1% Increase (7.75%)
Oak Ridge Schools' proportionate share of the net pension liability (asset)	\$ 698,776	\$ (264,957)	\$ (982,175)

Pension plan fiduciary net position. Detailed information about the pension plan's fiduciary net position is available in a separately issued TCRS financial report.

Payable to the Pension Plan

At June 30, 2025, Oak Ridge Schools reported a payable of \$36,717 for the outstanding amount of contributions to the pension plan required at the year ended June 30, 2025.

Oak Ridge City Schools Teacher Legacy Pension Plan of TCRS

Plan description. The Tennessee Consolidated Retirement System (TCRS) was created by state statute under Tennessee Code Annotated Title 8, Chapters 34-37. The TCRS Board of Trustees is responsible for the proper operation and administration of all employer pension plans in the TCRS. The Tennessee Treasury Department, an agency in the legislative branch of state government, administers the plans of the TCRS. The TCRS issues a publicly available financial report that can be obtained at <https://treasury.tn.gov/Retirement/Boards-and-Governance/Reporting-and-Investment-Policies>.

Teacher employed by Oak Ridge City Schools with membership in the TCRS before July 1, 2014 are provided with pensions through the Teacher Legacy Pension Plan, a cost sharing multiple-employer pension plan administered by the TCRS. The Teacher Legacy Pension Plan closed to new membership on June 30, 2014, but will continue providing benefits to existing members and retirees.

The Teacher Retirement Plan became effective July 1, 2014 for teachers employed by Local Education Agencies (LEAs) after June 30, 2014. The Teacher Retirement Plan is a separate cost-sharing, multiple-employer defined benefit plan.

Benefits provided. Tennessee Code Annotated Title 8, Chapters 34-37 establishes the benefit terms and can be amended only by the Tennessee General Assembly. Members of the Teacher Legacy Pension Plan are eligible to retire with an unreduced benefit at age 60 with 5 years of service credit or after 30 years of service credit regardless of age. Benefits are determined by a formula using the member's highest five consecutive year average compensation and the member's years of service credit. A reduced early retirement benefit is available at age 55 and vested. Members are vested with five years of service credit. Service related disability benefits are provided regardless of length of service. Five years of service is required for non-service related disability eligibility. The service related and non-service related disability benefits are determined in the same manner as a service retirement benefit but are reduced 10 percent and include projected service credits. A variety of death benefits are available under various eligibility criteria. Member and beneficiary annuitants are entitled to automatic cost of living adjustments (COLAs)

OAK RIDGE SCHOOLS
OAK RIDGE, TENNESSEE

Notes to Basic Financial Statements
(Continued)

13. Public Employee Retirement System (Continued)

Oak Ridge City Schools Teacher Legacy Pension Plan of TCRS (Continued)

Benefits provided. (Continued)

after retirement. A COLA is granted each July for annuitants retired prior to the 2nd of July of the previous year. The COLA is based on the change in the consumer price index (CPI) during the prior calendar year, capped at 3 percent, and applied to the current benefit. No COLA is granted if the change in the CPI is less than one-half percent. A one percent COLA is granted if the CPI change is between one-half percent and one percent. A member who leaves employment may withdraw their employee contributions, plus any accumulated interest.

Contributions. Contributions for teachers are established in the statutes governing the TCRS and may only be changed by the Tennessee General Assembly. Teachers contribute 5 percent of salary. The Local Education Agencies (LEAs) make employer contributions at the rate set by the Board of Trustees as determined by an actuarial valuation. By law, employer contributions for the Teacher Legacy Pension Plan are required to be paid. The TCRS may intercept the state shared taxes of the sponsoring governmental entity of the LEA if the required employer contributions are not remitted. Employer contributions by Oak Ridge Schools for the year ended June 30, 2025 to the Teacher Legacy Pension Plan were \$1,684,091 which is 6.36 percent of covered payroll. The employer rate, when combined with member contributions, is expected to finance the costs of benefits earned by members during the year, the cost of administration, as well as an amortized portion of any unfunded liability.

Pension Liabilities (Assets), Pension Expense (Negative Pension Expense), and Deferred Outflows of Resources and Deferred Inflows of Resources Related to Pensions

Pension liabilities (assets). At June 30, 2025, the Oak Ridge Schools reported a liability (asset) of (\$14,089,662) for its proportionate share of the net pension liability (asset). The net pension liability (asset) was measured as of June 30, 2024, and the total pension liability used to calculate the net pension liability (asset) was determined by an actuarial valuation as of that date. Oak Ridge Schools' proportion of the net pension liability was based on Oak Ridge Schools' share of contributions to the pension plan relative to the contributions of all participating LEAs. At the measurement date of June 30, 2024, Oak Ridge Schools' proportion was 0.817806 percent. The proportion measured as of June 30, 2023 was 0.816990 percent.

Pension expense (negative pension expense). For the year ended June 30, 2025, Oak Ridge Schools recognized a pension expense (negative pension expense) of \$2,897,715.

Deferred outflows of resources and deferred inflows of resources. For the year ended June 30, 2025, Oak Ridge Schools reported deferred outflows of resources and deferred inflows of resources related to pensions from the following sources:

OAK RIDGE SCHOOLS
OAK RIDGE, TENNESSEE

Notes to Basic Financial Statements
(Continued)

13. Public Employee Retirement System (Continued)

Oak Ridge City Schools Teacher Legacy Pension Plan of TCRS (Continued)

Pension Liabilities (Assets), Pension Expense (Negative Pension Expense), and Deferred Outflows of Resources and Deferred Inflows of Resources Related to Pensions (Continued)

Deferred outflows of resources and deferred inflows of resources. (Continued)

	<u>Deferred Outflows of Resources</u>	<u>Deferred Inflows of Resources</u>
Differences between expected and actual experience	\$ 3,757,339	\$ -
Changes in assumptions	-	-
Net difference between projected and actual earnings on pension plan investments	-	2,744,093
Changes in proportion of Net Pension Liability (Asset)	22,050	245,366
LEA's contributions subsequent to the measurement date of June 30, 2024	<u>1,684,091</u>	<u>n/a</u>
Total	<u>\$ 5,463,480</u>	<u>\$ 2,989,459</u>

Oak Ridge Schools' employer contributions of \$1,684,091, reported as pension related deferred outflows of resources, subsequent to the measurement date, will be recognized as a reduction in net pension liability (asset) in the year ended June 30, 2025. Other amounts reported as deferred outflows of resources and deferred inflows of resources related to pensions will be recognized in pension expense as follows:

Year Ended June 30:	
2026	\$ (1,676,569)
2027	5,342,959
2028	(1,431,677)
2029	(1,444,783)
2030	-
Thereafter	-

In the table shown above, positive amounts will increase pension expense while negative amounts will decrease pension expense.

OAK RIDGE SCHOOLS
OAK RIDGE, TENNESSEE

Notes to Basic Financial Statements
(Continued)

13. Public Employee Retirement System (Continued)

Oak Ridge City Schools Teacher Legacy Pension Plan of TCRS (Continued)

Actuarial assumptions. The total pension liability in the June 30, 2024 actuarial valuation was determined using the following actuarial assumptions, applied to all periods included in the measurement:

Inflation	2.25 percent
Salary increases	Graded salary ranges from 8.72 to 3.44 percent based on age, including inflation, averaging 4.00 percent
Investment rate of return	6.75 percent, net of pension plan investment expenses, including inflation
Cost-of Living Adjustment	2.125 percent

Mortality rates were based on actual experience including an adjustment for some anticipated improvement.

The actuarial assumptions used in the June 30, 2024 actuarial valuation were based on the results of an actuarial experience study performed for the period July 1, 2016 through June 30, 2020. The demographic assumptions were adjusted to more closely reflect actual and expected future experience.

The long-term expected rate of return on pension plan investments was established by the TCRS Board of Trustees in conjunction with the June 30, 2020 actuarial experience study. A blend of future capital market projections and historical market returns was used in a building-block method in which a best-estimate of expected future real rates of return (expected returns, net of pension plan investment expense and inflation) is developed for each major asset class. These best-estimates are combined to produce the long-term expected rate of return by weighting the expected future real rates of return by the target asset allocation percentage and by adding expected inflation of 2.25 percent. The best-estimates of geometric real rates of return and the TCRS investment policy target asset allocation for each major asset class are summarized in the following table:

<u>Asset Class</u>	<u>Long-Term Expected Real Rate of Return</u>	<u>Target Allocation</u>
U.S. equity	4.88%	31%
Developed market international equity	5.37%	14%
Emerging market international equity	6.09%	4%
Private equity and strategic lending	6.57%	20%
U.S. fixed income	1.20%	20%
Real estate	4.38%	10%
Short-term securities	0.00%	1%
		<hr/> 100%

The long-term expected rate of return on pension plan investments was established by the TCRS Board of Trustees as 6.75 percent based on a blending of the three factors described above.

OAK RIDGE SCHOOLS
OAK RIDGE, TENNESSEE

Notes to Basic Financial Statements
(Continued)

13. Public Employee Retirement System (Continued)

Oak Ridge City Schools Teacher Legacy Pension Plan of TCRS (Continued)

Discount rate. The discount rate used to measure the total pension liability was 6.75 percent. The projection of cash flows used to determine the discount rate assumed that employee contributions will be made at the current rate and that contributions from the LEAs will be made at the actuarially determined contribution rate pursuant to an actuarial valuation in accordance with the funding policy of the TCRS Board of Trustees and as required to be paid by state statute. Based on those assumptions, the pension plan's fiduciary net position was projected to be available to make projected future benefit payments of current active and inactive members. Therefore, the long-term expected rate of return on pension plan investments was applied to all periods of projected benefit payments to determine the total pension liability.

Sensitivity of the proportionate share of net pension liability (asset) to changes in the discount rate. The following presents Oak Ridge Schools' proportionate share of the net pension liability (asset) calculated using the discount rate of 6.75 percent, as well as what Oak Ridge Schools' proportionate share of the net pension liability (asset) would be if it were calculated using a discount rate that is 1-percentage-point lower (5.75 percent) or 1-percentage-point higher (7.75 percent) than the current rate:

	1% Decrease (5.75%)	Current Discount Rate (6.75%)	1% Increase (7.75%)
Oak Ridge Schools' proportionate share of the net pension liability (asset)	\$ 17,898,753	\$ (14,089,662)	\$ (40,619,687)

Pension plan fiduciary net position. Detailed information about the pension plan's fiduciary net position is available in a separately issued TCRS financial report.

Payable to the Pension Plan

At June 30, 2025, Oak Ridge Schools reported a payable of \$110,075 for the outstanding amount of contributions to the pension plan required at the year ended June 30, 2025.

Oak Ridge Schools Non-Teacher Hybrid With Cost Controls

General Information about the Pension Plan

Plan description. Employees of Oak Ridge Board of Education Hybrid With Cost Controls are provided a defined benefit pension plan through the Public Employee Retirement Plan, an agent multiple-employer pension plan administered by the TCRS. The TCRS was created by state statute under Tennessee Code Annotated, Title 8, Chapters 34-37. The TCRS Board of Trustees is responsible for the proper operation and administration of the TCRS. The Tennessee Treasury Department, an agency in the legislative branch of state government, administers the plan of the TCRS. The TCRS issues a publicly available financial report that can be obtained at <https://treasury.tn.gov/Retirement/Boards-and-Governance/Reporting-and-Investment-Policies>.

Benefits provided. Tennessee Code Annotated, Title 8, Chapters 34-37, establishes the benefit terms and can be amended only by the Tennessee General Assembly. The chief legislative body may adopt the benefit terms permitted by statute. Members are eligible to retire with an unreduced benefit at age 65 with 5 years of service credit or pursuant to the rule of 90 in which the member's age and service credit total 90.

OAK RIDGE SCHOOLS
OAK RIDGE, TENNESSEE

Notes to Basic Financial Statements
(Continued)

13. Public Employee Retirement System (Continued)

Oak Ridge Schools Non-Teacher Hybrid With Cost Controls (Continued)

General Information about the Pension Plan (Continued)

Benefits provided. (Continued)

Benefits are determined by a formula using the member's highest five consecutive year average compensation and the member's years of service credit. Reduced benefits for early retirement are available at age 60 and vested or pursuant to the rule of 80 in which the member's age and service credit total 80. Members vest with five years of service credit. Service related disability benefits are provided regardless of length of service. Five years of service is required for non-service related disability eligibility. The service related and non-service related disability benefits are determined in the same manner as a service retirement benefit but are reduced 10 percent and include projected service credits. A variety of death benefits are available under various eligibility criteria.

Member and beneficiary annuitants are entitled to automatic cost of living adjustments (COLAs) after retirement. A COLA is granted each July for annuitants retired prior to the 2nd of July of the previous year. The COLA is based on the change in the consumer price index (CPI) during the prior calendar year, capped at 3 percent, and applied to the current benefit. No COLA is granted if the change in the CPI is less than one-half percent. A one percent COLA is granted if the CPI change is between one-half percent and one percent. A member who leaves employment may withdraw their employee contributions, plus any accumulated interest. Moreover, there are defined cost controls and unfunded liability controls that provide for the adjustment of benefit terms and conditions on an automatic basis.

Employees covered by benefit terms. At the measurement date of June 30, 2024, the following employees were covered by the benefit terms:

Inactive employees or beneficiaries currently receiving benefits	1
Inactive employees entitled to but not yet receiving benefits	112
Active employees	<u>147</u>
Total employees	<u>260</u>

Contributions. Contributions for employees are established in the statutes governing the TCRS and may only be changed by the Tennessee General Assembly or by automatic cost controls set out in law. Employees contribute 5 percent of salary. Oak Ridge Board of Education Hybrid With Cost Controls makes employer contributions at the rate set by the Board of Trustees as determined by an actuarial valuation. Per the statutory provisions governing the TCRS, the employer contribution rate cannot be less than 4 percent, except in years when the maximum funded level, as established by the TCRS Board of Trustees is reached. By law, employer contributions are required to be paid. The TCRS may intercept Oak Ridge Board of Education Hybrid With Cost Controls' state shared taxes if required employer contributions are not remitted. Employer contributions by Oak Ridge Board of Education Hybrid With Cost Controls for the year ended June 30, 2025 to the Public Employee Retirement Plan were \$171,948 based on a rate of 2.68 percent of covered payroll. In addition, employer contributions of \$76,277, which is 1.32 percent of covered payroll were made to the Pension Stabilization Reserve Trust Fund to fund future pension costs. The employer rate, when combined with member contributions, is expected to finance the costs of benefits earned by members during the year, the cost of administration, as well as an amortized portion of any unfunded liability.

OAK RIDGE SCHOOLS
OAK RIDGE, TENNESSEE

Notes to Basic Financial Statements
(Continued)

13. Public Employee Retirement System (Continued)

Oak Ridge Schools Non-Teacher Hybrid With Cost Controls (Continued)

Pension Liabilities (Assets), Pension Expense (Negative Pension Expense), and Deferred Outflows of Resources and Deferred Inflows of Resources Related to Pensions

Pension liabilities (assets). Oak Ridge Board of Education Hybrid With Cost Controls' net pension liability (asset) was measured as of June 30, 2024, and the total pension liability used to calculate net pension liability (asset) was determined by an actuarial valuation as of that date.

Actuarial assumptions. The total pension liability in the June 30, 2024 actuarial valuation was determined using the following actuarial assumptions, applied to all periods included in the measurement:

Inflation	2.25 percent
Salary increases	Graded salary ranges from 8.72 to 3.44 percent based on age, including inflation, averaging 4.00 percent
Investment rate of return	6.75 percent, net of pension plan investment expenses, including inflation
Cost-of Living Adjustment	2.125 percent

Mortality rates were based on actual experience including an adjustment for some anticipated improvement.

The actuarial assumptions used in the June 30, 2024 actuarial valuation were based on the results of an actuarial experience study performed for the period July 1, 2016 through June 30, 2020. The demographic assumptions were adjusted to more closely reflect actual and expected future experience.

The long-term expected rate of return on pension plan investments was established by the TCRS Board of Trustees in conjunction with the June 30, 2020 actuarial experience study. A blend of future capital market projections and historical market returns was used in a building-block method in which a best-estimate of expected future real rates of return (expected returns, net of pension plan investment expense and inflation) is developed for each major asset class. These best-estimates are combined to produce the long-term expected rate of return by weighting the expected future real rates of return by the target asset allocation percentage and by adding expected inflation of 2.25 percent. The best-estimates of geometric real rates of return and the TCRS investment policy target asset allocation for each major asset class are summarized in the following table:

<u>Asset Class</u>	<u>Long-Term Expected Real Rate of Return</u>	<u>Target Allocation</u>
U.S. equity	4.88%	31%
Developed market international equity	5.37%	14%
Emerging market international equity	6.09%	4%
Private equity and strategic lending	6.57%	20%
U.S. fixed income	1.20%	20%
Real estate	4.38%	10%
Short-term securities	0.00%	1%
		<u>100%</u>

The long-term expected rate of return on pension plan investments was established by the TCRS Board of Trustees as 6.75 percent based on blending of the factors described above.

OAK RIDGE SCHOOLS
OAK RIDGE, TENNESSEE

Notes to Basic Financial Statements
(Continued)

13. Public Employee Retirement System (Continued)

Oak Ridge Schools Non-Teacher Hybrid With Cost Controls (Continued)

Pension Liabilities (Assets), Pension Expense (Negative Pension Expense), and Deferred Outflows of Resources and Deferred Inflows of Resources Related to Pensions (Continued)

Discount rate. The discount rate used to measure the total pension liability was 6.75 percent. The projection of cash flows used to determine the discount rate assumed that employee contributions will be made at the current rate and that contributions from the Oak Ridge Board of Education Hybrid With Cost Controls will be made at the actuarially determined contribution rate pursuant to an actuarial valuation in accordance with the funding policy of the TCRS Board of Trustees and as required to be paid by state statute. Based on those assumptions, the pension plan's fiduciary net position was projected to be available to make projected future benefit payments of current active and inactive members. Therefore, the long-term expected rate of return on pension plan investments was applied to all periods of projected benefit payments to determine the total pension liability.

Changes in Net Pension Liability (Asset)

	Increase (Decrease)		
	Total Pension Liability	Plan Fiduciary Net Position	Net Pension Liability (Asset)
	(a)	(b)	(a) - (b)
Balance at 6/30/23	\$ 1,671,291	\$ 1,761,307	\$ (90,016)
Changes for the year:			
Service cost	361,040	-	361,040
Interest	136,041	-	136,041
Differences between expected and actual experience	78,399	-	78,399
Changes in assumptions	-	-	-
Contributions - employer	-	154,372	(154,372)
Contributions - employees	-	295,736	(295,736)
Net investment income	-	191,746	(191,746)
Benefit payments, including refunds of employee contributions	(33,825)	(33,825)	-
Administrative expense	-	(10,627)	10,627
Other changes	-	-	-
Net changes	<u>541,655</u>	<u>597,402</u>	<u>(55,747)</u>
Balance at 6/30/24	<u>\$ 2,212,946</u>	<u>\$ 2,358,709</u>	<u>\$ (145,763)</u>

OAK RIDGE SCHOOLS
OAK RIDGE, TENNESSEE

Notes to Basic Financial Statements
(Continued)

13. Public Employee Retirement System (Continued)

Oak Ridge Schools Non-Teacher Hybrid With Cost Controls (Continued)

Changes in Net Pension Liability (Asset) (Continued)

Sensitivity of the net pension liability (asset) in changes in the discount rate. The following presents the net pension liability (asset) of Oak Ridge Board of Education Hybrid with calculated using the discount rate of 6.75 percent, as well as what the net pension liability (asset) would be if it were calculated using a discount rate that is 1-percentage-point lower (5.75 percent) or 1-percentage-point higher (7.75 percent) than the current rate:

	1% Decrease (5.75%)	Current Discount Rate (6.75%)	1% Increase (7.75%)
Oak Ridge Schools Hybrid with cost controls net pension liability (asset)	\$ 278,888	\$ (145,763)	\$ (467,604)

Pension expense (negative pension expense). For the year ended June 30, 2025, Oak Ridge Board of Education Hybrid With Cost Controls recognized pension expense (negative pension expense) of \$100,750.

Deferred outflows of resources and deferred inflows of resources. For the year ended June 30, 2025, Oak Ridge Board of Education Hybrid With Cost Controls reported deferred outflows of resources and deferred inflows of resources related to pensions from the following sources.

	Deferred Outflows of Resources	Deferred Inflows of Resources
Differences between expected and actual experience	\$ 177,381	\$ 22,832
Net difference between projected and actual earnings on pension plan investments	-	24,155
Change in assumptions	39,156	-
Contributions subsequent to the measurement date of June 30, 2024	171,948	n/a
Total	\$ 388,485	\$ 46,987

The amount shown above for "Contributions subsequent to the measurement date of June 30, 2024," will be recognized as a reduction (increase) to net pension liability (asset) in the following measurement period.

Amounts reported as deferred outflows of resources and deferred inflows of resources related to pensions will be recognized in pension expense as follows:

Year Ended June 30:			
2026	\$	18,894	
2027		48,237	
2028		20,673	
2029		20,589	
2030		24,970	
Thereafter		36,187	

In the table shown above, positive amounts will increase pension expense while negative amounts will decrease pension expense.

OAK RIDGE SCHOOLS
OAK RIDGE, TENNESSEE

Notes to Basic Financial Statements
(Continued)

13. Public Employee Retirement System (Continued)

Oak Ridge Schools Non-Teacher Hybrid With Cost Controls (Continued)

Payable to the Pension Plan

At June 30, 2025, Oak Ridge Board of Education Hybrid With Cost Controls reported a payable of \$2,453 for the outstanding amount of contributions to the pension plan required at the year ended June 30, 2025.

Oak Ridge Schools Non-Teacher Legacy Plan

Plan description. Employees of Oak Ridge Schools are provided a defined benefit pension plan through the Public Employee Retirement Plan, an agent multiple-employer pension plan administered by the TCRS. The TCRS was created by state statute under Tennessee Code Annotated Title 8, Chapters 34-37. The TCRS Board of Trustees is responsible for the proper operation and administration of all employer pension plans in the TCRS. The Tennessee Treasury Department, an agency in the legislative branch of state government, administers the plans of the TCRS. The TCRS issues a publicly available financial report that can be obtained at <https://treasury.tn.gov/Retirement/Boards-and-Governance/Reporting-and-Investment-Policies>.

Benefits provided. Tennessee Code Annotated Title 8, Chapters 34-37, establishes the benefit terms and can be amended only by the Tennessee General Assembly. The chief legislative body may adopt the benefit terms permitted by statute. Members are eligible to retire with an unreduced benefit at age 60 with 5 years of service credit or after 30 years of service credit regardless of age. Benefits are determined by a formula using the member's highest five consecutive year average compensation and the member's years of service credit. Reduced benefits for early retirement are available at age 55 and vested. Members vest with five years of service credit. Service related disability benefits are provided regardless of length of service. Five years of service is required for non-service related disability eligibility. The service related and non-service related disability benefits are determined in the same manner as a service retirement benefit but are reduced 10 percent and include projected service credits. A variety of death benefits are available under various eligibility criteria.

Member and beneficiary annuitants are entitled to automatic cost of living adjustments (COLAs) after retirement. A COLA is granted each July for annuitants retired prior to the 2nd of July of the previous year. The COLA is based on the change in the consumer price index (CPI) during the prior calendar year, capped at 3 percent, and applied to the current benefit. No COLA is granted if the change in the CPI is less than one-half percent. A one percent COLA is granted if the CPI change is between one-half percent and one percent. A member who leaves employment may withdraw their employee contributions, plus any accumulated interest.

Employees covered by benefit terms. At the measurement date of June 30, 2024, the following employees were covered by the benefit terms:

Inactive employees or beneficiaries currently receiving benefits	260
Inactive employees entitled to but not yet receiving benefits	157
Active employees	<u>72</u>
Total Employees	<u>489</u>

OAK RIDGE SCHOOLS
OAK RIDGE, TENNESSEE

Notes to Basic Financial Statements
(Continued)

13. Public Employee Retirement System (Continued)

Oak Ridge Schools Non-Teacher Legacy Plan (Continued)

Contributions. Contributions for employees are established in the statutes governing the TCRS and may only be changed by the Tennessee General Assembly. Employees contribute 5 percent of salary. Oak Ridge Schools makes employer contributions at the rate set by the Board of Trustees as determined by an actuarial valuation. For the year ended June 30, 2025, the employer contributions for Oak Ridge Schools were \$224,913 based on a rate of 6.18 percent of covered payroll. By law, employer contributions are required to be paid. The TCRS may intercept Oak Ridge Schools' state shared taxes if required employer contributions are not remitted. The employer's actuarially determined contributions and member contributions are expected to finance the costs of benefits earned by members during the year, the cost of administration, as well as an amortized portion of any unfunded liability.

Net Pension Liability (Asset)

Oak Ridge Schools' net pension liability (asset) was measured as of June 30, 2024, and the total pension liability used to calculate net pension liability (asset) was determined by an actuarial valuation as of that date.

Actuarial assumptions. The total pension liability in the June 30, 2024 actuarial valuation was determined using the following actuarial assumptions, applied to all periods included in the measurement:

Inflation	2.25 percent
Salary increases	Graded salary ranges from 8.72 to 3.44 percent based on age, including inflation, averaging 4.00 percent
Investment rate of return	6.75 percent, net of pension plan investment expenses, including inflation
Cost-of Living Adjustment	2.125 percent

Mortality rates were based on actual experience including an adjustment for some anticipated improvement.

The actuarial assumptions used in the June 30, 2024 actuarial valuation were based on the results of an actuarial experience study performed for the period July 1, 2016 through June 30, 2020. The demographic assumptions were adjusted to more closely reflect actual and expected future experience.

OAK RIDGE SCHOOLS
OAK RIDGE, TENNESSEE

Notes to Basic Financial Statements
(Continued)

13. Public Employee Retirement System (Continued)

Oak Ridge Schools Non-Teacher Legacy Plan (Continued)

Net Pension Liability (Asset) (Continued)

The long-term expected rate of return on pension plan investments was established by the TCRS Board of Trustees in conjunction with the June 30, 2020 actuarial experience study. A blend of future capital market projections and historical market returns was used in a building-block method in which a best-estimate of expected future real rates of return (expected returns, net of pension plan investment expense and inflation) is developed for each major asset class. These best-estimates are combined to produce the long-term expected rate of return by weighting the expected future real rates of return by the target asset allocation percentage and by adding expected inflation of 2.25 percent. The best-estimates of geometric real rates of return and the TCRS investment policy target asset allocation for each major asset class are summarized in the following table:

<u>Asset Class</u>	<u>Long-Term Expected Real Rate of Return</u>	<u>Target Allocation</u>
U.S. equity	4.88%	31%
Developed market international equity	5.37%	14%
Emerging market international equity	6.09%	4%
Private equity and strategic lending	6.57%	20%
U.S. fixed income	1.20%	20%
Real estate	4.38%	10%
Short-term securities	0.00%	1%
		<hr/> 100%

The long-term expected rate of return on pension plan investments was established by the TCRS Board of Trustees as 6.75 percent based on blending of the three factors described above.

Discount rate. The discount rate used to measure the total pension liability was 6.75 percent. The projection of cash flows used to determine the discount rate assumed that employee contributions will be made at the current rate and that contributions from Oak Ridge Schools will be made at the actuarially determined contribution rate pursuant to an actuarial valuation in accordance with the funding policy of the TCRS Board of Trustees and as required to be paid by state statute. Based on those assumptions, the pension plan's fiduciary net position was projected to be available to make projected future benefit payments of current active and inactive members. Therefore, the long-term expected rate of return on pension plan investments was applied to all periods of projected benefit payments to determine the total pension liability.

OAK RIDGE SCHOOLS
OAK RIDGE, TENNESSEE

Notes to Basic Financial Statements
(Continued)

13. Public Employee Retirement System (Continued)

Oak Ridge Schools Non-Teacher Legacy Plan (Continued)

Changes in Net Pension Liability (Asset)

	Increase (Decrease)		
	Total Pension Liability	Plan Fiduciary Net Position	Net Pension Liability (Asset)
	(a)	(b)	(a) - (b)
Balance at 6/30/23	<u>\$ 37,690,729</u>	<u>\$ 38,709,199</u>	<u>\$ (1,018,470)</u>
Changes for the year:			
Service cost	388,458	-	388,458
Interest	2,493,114	-	2,493,114
Differences between expected and actual experience	(96,415)	-	(96,415)
Changes in Assumptions	-	-	-
Contributions - employer	-	243,943	(243,943)
Contributions - employees	-	197,364	(197,364)
Net investment income	-	3,687,531	(3,687,531)
Benefit payments, including refunds of employee contributions	(2,288,342)	(2,288,342)	-
Administrative expense	-	(25,425)	25,425
Net changes	<u>496,815</u>	<u>1,815,071</u>	<u>(1,318,256)</u>
Balance at 6/30/24	<u>\$ 38,187,544</u>	<u>\$ 40,524,270</u>	<u>\$ (2,336,726)</u>

Sensitivity of the net pension liability (asset) to changes in the discount rate. The following presents the net pension liability (asset) of Oak Ridge Schools calculated using the discount rate of 6.75 percent, as well as what the net pension liability (asset) would be if it were calculated using a discount rate that is 1-percentage-point lower (5.75 percent) or 1-percentage-point higher (7.75 percent) than the current rate:

	<u>1% Decrease (5.75%)</u>	<u>Current Discount Rate (6.75%)</u>	<u>1% Increase (7.75%)</u>
Oak Ridge Schools net pension liability (asset)	\$ 1,906,373	\$ (2,336,726)	\$ (5,920,524)

Pension Expense (Negative Pension Expense) and Deferred Outflows of Resources and Deferred Inflows of Resources Related to Pensions

Pension expense (negative pension expense). For the year ended June 30, 2025, Oak Ridge Schools recognized pension expense (negative pension expense) of \$(99,446).

OAK RIDGE SCHOOLS
OAK RIDGE, TENNESSEE

Notes to Basic Financial Statements
(Continued)

13. Public Employee Retirement System (Continued)

Oak Ridge Schools Non-Teacher Legacy Plan (Continued)

Pension Expense (Negative Pension Expense) and Deferred Outflows of Resources and Deferred Inflows of Resources Related to Pensions (Continued)

Deferred outflows of resources and deferred inflows of resources. For the year ended June 30, 2025, Oak Ridge Schools reported deferred outflows of resources and deferred inflows of resources related to pensions from the following sources:

	<u>Deferred Outflows of Resources</u>	<u>Deferred Inflows of Resources</u>
Differences between expected and actual experience	\$ -	\$ 48,207
Net difference between projected and actual earnings on pension plan investments	-	425,899
Changes in Assumption	-	-
Contributions subsequent to the measurement date of June 30, 2024	<u>224,913</u>	<u>n/a</u>
Total	<u>\$ 224,913</u>	<u>\$ 474,106</u>

The amount shown above for "Contributions subsequent to the measurement date of June 30, 2024," will be recognized as a reduction (increase) to net pension liability (asset) in the following measurement period.

Amounts reported as deferred outflows of resources and deferred inflows of resources related to pensions will be recognized in pension expense as follows:

Year Ended June 30:	
2026	\$ (646,713)
2027	625,661
2028	(225,483)
2029	(227,571)
2030	-
Thereafter	-

In the table shown above, positive amounts will increase pension expense while negative amounts will decrease pension expense.

Payable to the Pension Plan

At June 30, 2025, Oak Ridge Schools reported a payable of \$354 for the outstanding amount of contributions to the pension plan required at the year ended June 30, 2025.

OAK RIDGE SCHOOLS
OAK RIDGE, TENNESSEE

Notes to Basic Financial Statements
(Continued)

14. Defined Contribution Plan

The School contributes to the Higher Education and Teacher Hybrid Plan, a defined contribution pension plan under section 401(k) of the Internal Revenue Code, for teachers with membership in the Tennessee Consolidated Retirement System after June 30, 2014. The Higher Education and Teacher Hybrid Plan is a component of the defined benefit plan reported in Note 13. Benefit terms, including contribution requirements, for the Higher Education and Teacher Hybrid Plan are established by Tennessee Code Annotated Title 8, Chapters 34-37 and may be amended by the Tennessee General Assembly. For each employee in the pension plan the School is required to contribute 5% of annual salary to an individual employee account. Employee contributions vary based on individual selection. For the year ended June 30, 2025, the School System recognized \$858,648 in contribution expense. Employees are immediately vested on all contributions and earnings on those contributions.

The School reported no payable for the outstanding amount of contributions to the pension plan required at the year ended June 30, 2025.

15. Other Postemployment Benefits (OPEB)

Oak Ridge Schools Teacher Group Plan

Plan Description. Employees of Oak Ridge Schools, who were hired prior to July 1, 2015, are provided with pre-65 retiree health insurance benefits through the closed Teacher Group OPEB Plan (TGOP) administered by the Tennessee Department of Finance and Administration. This plan is considered to be a multiple-employer defined benefit plan that is used to provide postemployment benefits other than pensions (OPEB). However, for accounting purposes, this plan will be treated as a single-employer plan. All eligible pre-65 retired teachers, support staff and disability participants of local education agencies, who choose coverage, participate in the TGOP. This plan is closed to the employees of all participating employers that were hired on or after July 1, 2015.

Benefits provided. Oak Ridge Schools offers the TGOP to provide health insurance coverage to eligible pre-65 retired teachers, support staff and disabled participants of local education agencies. Insurance coverage is the only postemployment benefit provided to retirees. An insurance committee created in accordance with TCA 8-27-301 establishes and amends the benefit terms of the TGOP. All members have the option of choosing between the premier preferred provider organization (PPO), standard PPO, limited PPO or the wellness health savings consumer-driven health plan (CDHP) for healthcare benefits. Retired plan members, of the TGOP, receives the same plan benefits as active employees, at a blended premium rate that considers the cost of all participants. This creates an implicit subsidy for retirees. Participating employers determine their own policy related to direct subsidies provided for the retiree premiums. The Schools pay 85% of the retirees' individual health insurance premium for five years or until the retirees reach age 65. The state, as a governmental nonemployer contributing entity, provides a direct subsidy for eligible retirees' premiums, based on years of service. Therefore, retirees with 30 or more years of services will receive 45%; 20 but less than 30 years, 35%; and less than 20 years, 20% of the scheduled premium. No subsidy is provided for enrollees of the health savings CDHP. The TGOP is funded on a pay-as-you-go basis and there are no assets accumulating in a trust that meets the criteria of paragraph 4 of GASB Statement No. 75.

OAK RIDGE SCHOOLS
OAK RIDGE, TENNESSEE

Notes to Basic Financial Statements
(Continued)

15. Other Postemployment Benefits (OPEB) (Continued)

Oak Ridge Schools Teacher Group Plan (Continued)

Employees covered by benefit terms. At July 1, 2024, the following employees of Oak Ridge Schools were covered by the benefit terms of the TGOP:

Inactive employees currently receiving benefit payments	36
Inactive employees entitled to but not yet receiving benefit payments	2
Active employees	<u>407</u>
	<u>445</u>

An insurance committee, created in accordance with TCA 8-27-301, establishes the required payments to the TGOP by member employers and employees through the blended premiums established for active and retired employees. Claims liabilities of the plan are periodically computed using actuarial and statistical techniques to establish premium rates. Administrative costs are allocated to plan participants. Employers contribute towards employee costs based on their own developed policies. During the current reporting period, Oak Ridge Schools paid \$275,701 to the TGOP for OPEB benefits as they came due.

Total OPEB Liability

Actuarial assumptions. The collective total OPEB liability in the June 30, 2025 actuarial valuation was determined using the following actuarial assumptions and other inputs, applied to all periods included in the measurement, unless otherwise specified:

Inflation	2.25 percent
Salary increases	Graded salary ranges from 3.44 to 8.72 percent based on age, including inflation, averaging 4.00 percent
Healthcare cost trend rates	10.68% for pre-65 in 2024, decreasing annually over an 13 year period to an ultimate rate of 4.50%. 13.44% for post-65 in 2024, decreasing annually over an 12 year period to an ultimate rate of 4.50%
Retiree's share of benefit-related costs	Members are required to make monthly contributions in order to maintain their coverage. For the purpose of this Valuation a weighted average has been used with weights derived from the current distribution of members among plans offered.

Unless noted otherwise, the actuarial demographic assumptions used in the June 30, 2024 valuations were the same as those employed in the July 1, 2020 Pension Actuarial Valuation of the Tennessee Consolidated Retirement System (TCRS). These assumptions were developed by TCRS based on the results of an actuarial experience study for the period July 1, 2016 – June 30, 2020. The demographic assumptions were adjusted to more closely reflect actual and expected future experience. Mortality tables are used to measure the probabilities of participants dying before and after retirement. The pre-retirement

OAK RIDGE SCHOOLS
OAK RIDGE, TENNESSEE

Notes to Basic Financial Statements
(Continued)

15. Other Postemployment Benefits (OPEB) (Continued)

Oak Ridge Schools Teacher Group Plan (Continued)

Total OPEB Liability (Continued)

Actuarial assumptions. (Continued)

mortality rates employed in this valuation are taken from the PUB-2010 Headcount-weighted Employee mortality table for Teacher Employees projected generationally with MP-2021 from 2010. Post-retirement tables are Headcount-weighted Teacher Below Median Healthy Annuitant and adjusted with 19% load for males and an 18% load for females, projected generationally from 2010 with MP-2021. Mortality rates for impaired lives are the same as those used by TCRS and are taken from a gender distinct table published in the IRS Ruling 96-7 for disabled lives with a 10% load, projected generationally from 2018 with MP-2021.

Discount rate. The discount rate used to measure the total OPEB liability was 3.93 percent. This rate reflects the interest rate derived from yields on 20-year, tax-exempt general obligation municipal bonds, prevailing on the measurement date, with an average rating of AA/Aa as shown on the Bond Buyer 20-year Municipal GO AA index.

Changes in Collective Total OPEB Liability

	<u>Total OPEB Liability</u>
Balances at June 30, 2023	<u>\$ 10,866,262</u>
Changes for the year:	
Service cost	487,055
Interest	409,277
Changes of benefit terms	-
Differences between expected and actual experience	77,963
Change in assumptions	188,076
Benefit payments	<u>(283,032)</u>
Net changes	<u>879,339</u>
Balances at June 30, 2024	<u>\$ 11,745,601</u>
Nonemployer contributing entities proportionate share of the collective total OPEB liability	\$ 4,182,094
Employer's proportionate share of the collective total OPEB liability	\$ 7,563,507
Employer's proportion of the collective total OPEB	64.39%

Oak Ridge Schools has a special funding situation related to benefits paid by the State of Tennessee for its eligible retired employees participating in the TGOP. Oak Ridge Schools proportionate share of the collective total OPEB liability was based on a projection of the employer's long-term share of benefit payments to the OPEB plan relative to the projected share of benefit payments of all participating employers and nonemployer contributing entities, actuarially determined. The proportion changed 0.63% from the prior measurement date. Oak Ridge Schools recognized \$449,102 in revenue for subsidies provided by nonemployer contributing entities for benefits paid by the TGOP for Oak Ridge Schools retirees.

OAK RIDGE SCHOOLS
OAK RIDGE, TENNESSEE

Notes to Basic Financial Statements
(Continued)

15. Other Postemployment Benefits (OPEB) (Continued)

Oak Ridge Schools Teacher Group Plan (Continued)

Changes in Collective Total OPEB Liability (Continued)

Changes of assumptions. The discount rate was changed from 3.65% as of the beginning of the measurement period to 3.93% as of June 30, 2024. This change in assumption increased the total OPEB liability.

Sensitivity of proportionate share of the collective total OPEB liability to changes in the discount rate. The following presents the proportionate share of the collective total OPEB liability related to the TGOP, as well as what the proportionate share of the collective total OPEB liability would be if it were calculated using a discount rate that is 1-percentage-point lower (2.93%) or 1-percentage-point higher (4.93%) than the current discount rate:

	1% Decrease (2.93%)	Discount Rate (3.93%)	1% Increase (4.93%)
Proportionate share of collective total OPEB liability	\$ 8,103,535	\$ 7,563,507	\$ 7,050,319

Sensitivity of proportionate share of the collective total OPEB liability to changes in the healthcare cost trend rate. The following presents the proportionate share of the collective total OPEB liability related to the TGOP, as well as what the proportionate share of the collective total OPEB liability would be if it were calculated using a healthcare cost trend rate that is 1-percentage-point lower (9.68%/12.44% decreasing to 3.50%) or 1-percentage-point higher (11.68%/14.44% decreasing to 5.50%) than the current healthcare cost trend rate:

	1% Decrease (9.68%/12.44% decreasing to 3.50%)	Healthcare Cost Trend Rates (10.68%/13.44% decreasing to 4.50%)	1% Increase (11.68%/14.44% decreasing to 5.50%)
Proportionate share of collective total OPEB liability	\$ 6,841,525	\$ 7,563,507	\$ 8,392,563

OPEB Expense and Deferred Outflows of Resources and Deferred Inflows of Resources Related to OPEB

OPEB expense. For the fiscal year ended June 30, 2025, Oak Ridge Schools recognized OPEB expense of \$1,012,187.

OAK RIDGE SCHOOLS
OAK RIDGE, TENNESSEE

Notes to Basic Financial Statements
(Continued)

15. Other Postemployment Benefits (OPEB) (Continued)

Oak Ridge Schools Teacher Group Plan (Continued)

OPEB Expense and Deferred Outflows of Resources and Deferred Inflows of Resources Related to OPEB (Continued)

Deferred outflows of resources and deferred inflows of resources. For the fiscal year ended June 30, 2025, Oak Ridge Schools reported deferred outflows of resources and deferred inflows of resources related to OPEB benefits in the TGOP from the following sources:

	<u>Deferred Outflows of Resources</u>	<u>Deferred Inflows of Resources</u>
Differences between expected and actual experience	\$ 810,606	\$ 533,024
Changes of assumptions and other inputs	843,236	551,029
Changes in proportion	105,509	526,462
Employer payments subsequent to the measurement date of June 30, 2025	<u>275,701</u>	<u>N/A</u>
Total	<u>\$ 2,035,052</u>	<u>\$ 1,610,515</u>

The amounts shown above for "Employer payments subsequent to the measurement date" will be included as a reduction to total OPEB liability in the following measurement period.

Amounts reported as deferred outflows of resources and deferred inflows of resources will be recognized in OPEB expense as follows:

Year Ended June 30:	
2026	\$ 115,855
2027	131,011
2028	156,947
2029	205,550
2030	116,179
Thereafter	159,299

In the table above, positive amounts will increase OPEB expense while negative amounts will decrease OPEB expense.

OAK RIDGE SCHOOLS
OAK RIDGE, TENNESSEE

Notes to Basic Financial Statements
(Continued)

15. Other Postemployment Benefits (OPEB) (Continued)

Oak Ridge Schools The Tennessee Plan

Plan Description. Employees of Oak Ridge Schools, who were hired prior to July 1, 2015, are provided with post-65 retiree health insurance benefits through the closed The Tennessee Plan (TNP) administered by the Tennessee Department of Finance and Administration. This plan is considered to be a multiple-employer defined benefit plan that is used to provide postemployment benefits other than pensions (OPEB). However, for accounting purposes, this plan will be treated as a single-employer plan. All eligible post-65 retired teachers and disability participants of local education agencies, who choose coverage, participate in the TNP. The TNP also includes eligible retirees of the state, certain component units of the state, and certain local government entities. This plan is closed to the employees of all participating employers that were hired on or after July 1, 2015.

Benefits provided. The State offers the TNP to help fill most of the coverage gaps created by Medicare for eligible post-65 retired teachers and disabled participants of local education agencies. Insurance coverage is the only postemployment benefit provided to retirees. The TNP does not include pharmacy. In accordance with TCA 8-27-209, benefits of the TNP are established and amended by cooperation of insurance committees created by TCAs 8-27-201, and 8-27-701. Retirees and disabled employees of the state, component units, local education agencies, and certain local governments who have reached the age of 65, are Medicare eligible and also receives a benefit from the Tennessee Consolidated Retirement System may participate in this plan. All plan members receive the same plan benefits at the same premium rates. Participating employers determine their own policy related to subsidizing the retiree premiums. The Schools pay 85% of the retirees' individual health insurance premium for five years or until the retirees reach age 65. The state, as a governmental nonemployer contributing entity contributes to the premiums of eligible retirees of local education agencies based on years of service. Therefore, retirees with 30 years of services will receive \$50 per month; 20 but less than 30 years, \$37.50 per month; and 15 but less than 20 years, \$25. The TNP is funded on a pay-as-you-go basis and there are no assets accumulating in a trust that meets the criteria of paragraph 4 of GASB Statement No. 75.

Employees covered by benefit terms. At June 30, 2025, the following employees of Oak Ridge Schools were covered by the benefit terms of the TNP:

Inactive employees currently receiving benefit payments	161
Inactive employees entitled to but not yet receiving benefit payments	52
Active employees	<u>338</u>
	<u>551</u>

In accordance with TCA 8-27-209, the state insurance committee established by TCAs 8-27-201, 8-27-301 and 8-27-701 determine the required payments to the plan by member employers and employees. Claims liabilities of the plan are periodically computed using actuarial and statistical techniques to establish premium rates. Administrative costs are allocated to plan participants. Employers contribute towards employee costs based on their own developed policies. During the current reporting period, Oak Ridge Schools paid \$0 to the TNP for OPEB benefits as they came due.

OAK RIDGE SCHOOLS
OAK RIDGE, TENNESSEE

Notes to Basic Financial Statements
(Continued)

15. Other Postemployment Benefits (OPEB) (Continued)

Oak Ridge Schools The Tennessee Plan (Continued)

Total OPEB Liability

Actuarial assumptions. The collective total OPEB liability in the June 30, 2025 actuarial valuation was determined using the following actuarial assumptions and other inputs, applied to all periods included in the measurement, unless otherwise specified:

Inflation	2.25 percent
Salary increases	Graded salary ranges from 3.44 to 8.72 percent based on age, including inflation, averaging 4.00 percent
Healthcare cost trend rates	The premium subsidies provided to retirees in the Tennessee Plan are assumed to remain unchanged for the entire projection, therefore trend rates are not applicable.

Unless noted otherwise, the actuarial demographic assumptions used in the June 30, 2024 valuations were the same as those employed in the July 1, 2020 Pension Actuarial Valuation of the Tennessee Consolidated Retirement System (TCRS). These assumptions were developed by TCRS based on the results of an actuarial experience study for the period July 1, 2016 – June 30, 2020. The demographic assumptions were adjusted to more closely reflect actual and expected future experience. Mortality tables are used to measure the probabilities of participants dying before and after retirement. The mortality rates employed in this valuation are taken from the headcount-weighted below median teachers PUB-2010 Healthy Participant Mortality Table for Annuitants for non-disabled post-retirement mortality, with mortality improvement projected to all future years using Scale MP-2021. Post-retirement tables are adjusted with a 19% load for males and a 18% load for females. Mortality rates for impaired lives are the same as those used by TCRS and are taken from a gender distinct table published in the IRS Ruling 96-7 for disabled lives with a 10% load with mortality improvement projected to all future years using Scale MP-2021.

Discount rate. The discount rate used to measure the total OPEB liability was 3.93 percent. This rate reflects the interest rate derived from yields on 20-year, tax-exempt general obligation municipal bonds, prevailing on the measurement date, with an average rating of AA/Aa as shown on the Bond Buyer 20-year Municipal GO AA index.

Changes in Collective Total OPEB Liability

	Total OPEB Liability
Balances at June 30, 2023	<u>\$ 1,428,569</u>
Changes for the year:	
Service cost	20,945
Interest	51,450
Changes of benefit terms	-
Differences between expected and actual experience	23,927
Change in assumptions	(47,542)
Benefit payments	<u>(80,550)</u>
Net changes	<u>(31,770)</u>
Balances at June 30, 2024	<u>\$ 1,396,799</u>
Nonemployer contributing entities proportionate share of the collective total OPEB liability	\$ 1,396,799
Employer's proportionate share of the collective total OPEB liability	\$ -
Employer's proportion of the collective total OPEB liability	0.00%

OAK RIDGE SCHOOLS
OAK RIDGE, TENNESSEE

Notes to Basic Financial Statements
(Continued)

15. Other Postemployment Benefits (OPEB) (Continued)

Oak Ridge Schools The Tennessee Plan (Continued)

Changes in Collective Total OPEB Liability (Continued)

Oak Ridge Schools has a special funding situation related to benefits paid by the State of Tennessee for its eligible retired employees participating in the TNP. Oak Ridge Schools proportionate share of the collective total OPEB liability was based on a projection of the employer's long-term share of benefit paid through the OPEB plan relative to the projected share of benefit payments of all participating employers and nonemployer contributing entities, actuarially determined. The proportion changed 0.00% from the prior measurement date. Oak Ridge Schools recognized \$20,518 in revenue for subsidies provided by nonemployer contributing entities for benefits paid by the TNP for Oak Ridge Schools retirees.

Changes of assumptions. The discount rate was changed from 3.65% as of the beginning of the measurement period to 3.93% as of June 20, 2024. This change in assumption increased the total OPEB liability.

16. On-Behalf Payments

The State of Tennessee made the following on-behalf payments during the year ended June 30, 2025:

Teacher Group Insurance Plan – The State of Tennessee makes a contribution (on-behalf payment) for retired teachers who participate in the State-administered Teacher Group Insurance Plan through TCRS as described in Note 15. The on-behalf payment for 2025 was \$157,995 and has been recorded as a revenue and expenditure in the General Purpose School Fund.

The Tennessee Plan – The State of Tennessee makes a contribution (on-behalf payment) for retired teachers who participate in The Tennessee Plan for the Local Employer as described in Note 15. The on-behalf payment for 2025 was \$80,701 and has been recorded as a revenue and expenditure in the General Purpose School Fund.

17. Termination Benefits

The Schools provide voluntary termination benefits for employees who retire before age 65. Licensed employees who retire at age 60, or age 55 with 10 years of service with the Schools, and non-licensed employees who retire at age 60 with 25 years of service with the Schools, the Schools pay 85% of the retirees' individual health insurance for five years or until the retirees reach age 65. The Schools fund their contributions on a pay-as-you-go basis. During 2025, the Schools paid approximately \$129,237 to 33 retirees, which has been recorded as an expenditure in the General Purpose School Fund.

The estimated liability and expense of the termination benefits reported in the Schools' departmental-wide financial statements is \$755,435. Termination benefits are measured at the discounted present value of expected future benefit payments. The Schools used a discount rate of 2.11% and a projected annual healthcare cost trend rate of 4.44% to estimate the effect of making these payments over a five-year period.

OAK RIDGE SCHOOLS
OAK RIDGE, TENNESSEE

Notes to Basic Financial Statements
(Continued)

18. Economic Concentration

A significant number of taxpayers in the City of Oak Ridge are employed by the U.S. Department of Energy (DOE) or their contractors. DOE and related federal government contractors' operations are contingent upon annual U.S. congressional appropriations; therefore, a reduction in DOE related operations could have a significant effect upon the future operations of the Oak Ridge Schools.

The Schools receive annual funding from the State of Tennessee, City of Oak Ridge and Anderson and Roane Counties. The amount of revenue and other financing sources earned in the year ended June 30, 2025 in the General Purpose School Fund financial statements are as follows:

Source	Amount	% of Revenues
State of Tennessee	\$ 34,922,508	37.41%
City of Oak Ridge	23,738,499	25.43%
Anderson and Roane Counties	23,295,667	24.95%
Other	11,400,981	12.21%
Total	<u>\$ 93,357,655</u>	<u>100.00%</u>

Any reduction in funding from these sources could have a significant effect upon the future operations of the Schools.

19. Excess of Expenditures Over Appropriations

As required by the Tennessee Comptroller of the Treasury, Division of Local Governmental Audit, the Schools have prepared GASB Statement No. 34 departmental-wide financial statements for the fiscal year ended June 30, 2025. As a result during 2025, the General Purpose School Fund expenditures exceeded appropriations by \$5,587,283. This was due in part to the debt issuance and capital project activities done at the City on the school's behalf.

20. Contingencies

Loss contingencies are existing conditions, situations, or set of circumstances involving uncertainty as to possible loss. The uncertainty will ultimately be resolved when one or more future events occur or fail to occur. The reporting of loss contingencies depends on the likelihood that a future event or events will confirm the incurrence of a liability. Terms used to assess the range for the likelihood of loss are Probable, Reasonably Possible, and Remote. Loss contingencies that are assessed as probable and measurable are accrued in the financial statements. Loss contingencies that are assessed to be at least reasonably possible are disclosed in this note and loss contingencies that are assessed as remote are not reported in the financial statements, nor disclosed in the notes. The following table provides criteria for how the Board accounts for loss contingencies, based on the likelihood of the loss and measurability.

OAK RIDGE SCHOOLS
OAK RIDGE, TENNESSEE

Notes to Basic Financial Statements
(Continued)

20. Contingencies (Continued)

Likelihood of future outflow or other sacrifice of resources	Loss amount can be reasonably measured	Loss range can be reasonably measured	Loss amount or range cannot be reasonably measured
Probable Future confirming event(s) are more likely to occur than not.	Accrue the liability. Report on Balance Sheet and Statement of Net Cost.	Accrue liability of the best estimate or (if there is no best estimate) minimum amount in loss range, and disclose nature of contingency and range of estimate liability.	Disclose nature of contingency and include a statement that an estimate cannot be made.
Reasonably possible Possibility of future confirming event(s) occurring is more than remote and less than likely.	Disclose nature of contingency and estimated loss amount.	Disclose nature of contingency and estimated loss range.	Disclose nature of contingency and include a statement that an estimate cannot be made.
Remote possibility of future event(s) occurring is slight.	No disclosure.	No disclosure.	No disclosure.

The Board did not have any contingencies that are considered reasonably possible to occur based on management's review of the financial accounting disclosure criteria above.

21. Subsequent Events

Subsequent events were evaluated through December 15, 2025, which is the date the financial statements were available to be issued.

REQUIRED SUPPLEMENTARY INFORMATION

OAK RIDGE SCHOOLS
OAK RIDGE, TENNESSEE

Schedule of Changes in the Net Pension Liability (Asset) and Related Ratios
Based on Participation in the Legacy Employee Pension Plan of TCRS

Last 10 Measurement Periods Ending June 30

	2015	2016	2017	2018	2019	2020	2021	2022	2023	2024
Total pension liability										
Service cost	\$ 576,571	\$ 558,772	\$ 553,182	\$ 534,843	\$ 511,277	\$ 451,076	\$ 399,832	\$ 484,522	\$ 422,012	\$ 388,458
Interest	1,992,432	2,019,852	2,070,010	2,140,572	2,199,907	2,280,364	2,329,426	2,342,952	2,422,869	2,493,114
Changes in benefit terms	-	-	-	-	-	-	-	-	-	-
Differences between actual and expected experience	(736,027)	(399,170)	177,442	(227,304)	163,594	(224,433)	57,671	486,206	476,756	(96,415)
Change of assumptions	-	-	685,078	-	-	-	1,572,648	-	-	-
Benefit payments, including refunds of employee contributions	(1,407,675)	(1,487,478)	(1,522,704)	(1,562,047)	(1,650,215)	(1,758,888)	(1,799,812)	(1,927,930)	(2,206,505)	(2,288,342)
Net change in total pension liability	423,301	691,978	1,963,008	886,064	1,224,563	748,139	2,559,765	1,385,750	1,115,132	496,815
Total pension liability - beginning	26,693,029	27,116,330	27,808,308	29,771,316	30,657,380	31,881,943	32,630,082	35,189,847	36,575,597	37,690,729
Total pension liability - ending (a)	<u>\$ 27,116,330</u>	<u>\$ 27,808,308</u>	<u>\$ 29,771,316</u>	<u>\$ 30,657,380</u>	<u>\$ 31,881,943</u>	<u>\$ 32,630,082</u>	<u>\$ 35,189,847</u>	<u>\$ 36,575,597</u>	<u>\$ 37,690,729</u>	<u>\$ 38,187,544</u>
Plan fiduciary net position										
Contributions - employer	\$ 603,825	\$ 604,601	\$ 597,818	\$ 565,950	\$ 526,893	\$ 431,892	\$ 445,975	\$ 305,181	\$ 246,474	\$ 243,943
Contributions - employee	300,414	300,798	297,422	282,349	262,308	216,813	224,357	223,090	199,519	197,364
Net investment income	824,811	717,508	3,076,562	2,452,150	2,322,653	1,612,982	6,513,471	(1,539,463)	2,494,206	3,687,531
Benefit payments, including refunds of employee contributions	(1,407,675)	(1,487,478)	(1,522,704)	(1,562,047)	(1,650,215)	(1,758,888)	(1,799,812)	(1,927,930)	(2,206,505)	(2,288,342)
Administrative expense	(9,355)	(13,501)	(13,912)	(14,364)	(12,003)	(10,658)	(10,167)	(9,729)	(21,218)	(25,425)
Net change in plan fiduciary net position	312,020	121,926	2,435,186	1,724,038	1,449,636	492,141	7,373,824	(2,948,851)	712,476	1,815,071
Plan fiduciary net position - beginning	27,036,803	27,348,823	27,470,749	29,905,935	31,629,973	33,079,609	33,571,750	40,945,574	37,996,723	38,709,199
Plan fiduciary net position - ending (b)	<u>\$ 27,348,823</u>	<u>\$ 27,470,749</u>	<u>\$ 29,905,935</u>	<u>\$ 31,629,973</u>	<u>\$ 33,079,609</u>	<u>\$ 33,571,750</u>	<u>\$ 40,945,574</u>	<u>\$ 37,996,723</u>	<u>\$ 38,709,199</u>	<u>\$ 40,524,270</u>
Net pension liability (asset) - ending (a)-(b)	<u>\$ (232,493)</u>	<u>\$ 337,559</u>	<u>\$ (134,619)</u>	<u>\$ (972,593)</u>	<u>\$ (1,197,666)</u>	<u>\$ (941,668)</u>	<u>\$ (5,755,727)</u>	<u>\$ (1,421,126)</u>	<u>\$ (1,018,470)</u>	<u>\$ (2,336,726)</u>
Plan fiduciary net position as a percentage of total pension liability	100.86%	98.79%	100.45%	103.17%	103.76%	102.89%	116.36%	103.89%	102.70%	106.12%
Covered payroll	\$ 6,008,215	\$ 6,015,939	\$ 5,948,434	\$ 5,631,332	\$ 5,237,502	\$ 4,816,623	\$ 4,868,668	\$ 4,429,345	\$ 3,990,400	\$ 3,947,294
Net pension liability (asset) as a percentage of covered payroll	(3.87)%	5.61%	(2.26)%	(17.27)%	(22.87)%	(19.55)%	(118.22)%	(32.08)%	(25.52)%	(59.20)%

Notes to Schedule

Changes in assumptions. In 2021, amounts reported as changes of assumptions resulted from changes to the inflation rate, investment rate of return, cost-of-living adjustment, and mortality improvements. In 2017, amounts reported as changes of assumptions resulted from changes to the inflation rate, investment rate of return, cost-of-living adjustment, salary growth and mortality improvements.

See independent auditor's report.

OAK RIDGE SCHOOLS
OAK RIDGE, TENNESSEE

Schedule of Oak Ridge School System's Contributions Based on
Participation in the Public Employee Pension Plan of TCRS

Last 10 Fiscal Years Ending June 30

	2016	2017	2018	2019	2020	2021	2022	2023	2024	2025
Actuarially determined contribution	\$ 604,601	\$ 597,818	\$ 565,948	\$ 526,893	\$ 431,892	\$ 485,401	\$ 305,181	\$ 246,474	\$ 244,108	\$ 224,913
Contributions in relation to the actuarially determined contribution	604,601	597,818	565,948	526,893	431,892	485,401	305,181	246,474	244,108	224,913
Contribution deficiency (excess)	\$ -	\$ -	\$ -	\$ -	\$ -	\$ -	\$ -	\$ -	\$ -	\$ -
Covered payroll	\$ 6,015,939	\$ 5,948,434	\$ 5,631,323	\$ 5,237,495	\$ 4,816,623	\$ 4,868,666	\$ 4,429,345	\$ 3,990,400	\$ 3,947,294	\$ 3,639,369
Contributions as a percentage of covered payroll	10.05%	10.05%	10.05%	10.06%	8.97%	9.97%	6.89%	6.18%	6.18%	6.18%

Notes to Schedule

Valuation date: Actuarially determined contribution rates for 2025 were calculated based on the June 30, 2023 actuarial valuation.

Methods and assumptions used to determine contribution rates:

Actuarial cost method	Entry age normal
Amortization method	Level dollar, closed (not to exceed 20 years)
Remaining amortization period	Varies by year
Asset valuation	10-year smoothed within a 20 percent corridor to market value
Inflation	2.25 percent
Salary increases	Graded salary ranges from 8.72 to 3.44 percent based on age, including inflation, averaging 4.00 percent
Investment Rate of Return	6.75 percent, net of investment expense, including inflation
Retirement age	Pattern of retirement determined by experience study
Mortality	Customized table based on actual experience including an adjustment for some anticipated improvement
Cost of Living Adjustments	2.125 percent

Changes of assumptions: In 2021, the following assumptions were changed: decreased inflation rate from 2.50 percent to 2.25 percent; decreased the investment rate of return from 7.25 percent to 6.75 percent; decreased cost-of-living adjustment from 2.25 percent to 2.125 percent; and modified mortality assumptions. In 2017, the following assumptions were changed: decreased inflation rate from 3.00 percent to 2.50 percent; decreased the investment rate of return from 7.50 percent to 7.25 percent; decreased the cost-of-living adjustment from 2.50 percent to 2.25 percent; decreased salary growth graded ranges from an average of 4.25 percent to an average of 4.00 percent; and modified mortality assumptions.

See independent auditor's report.

OAK RIDGE SCHOOLS
OAK RIDGE, TENNESSEE

Schedule of Oak Ridge School System's
Proportionate Share of the Net Pension Asset
Teacher Legacy Pension Plan of TCRS

Last 10 Measurement Periods Ending June 30

	2015	2016	2017	2018	2019	2020	2021	2022	2023	2024
Oak Ridge School System's proportion of the net pension liability (asset)	0.662651%	0.714582%	0.709296%	0.729158%	0.751065%	0.769546%	0.798940%	0.793656%	0.816990%	0.817806%
Oak Ridge School System's proportionate share of the net pension liability (asset)	\$ 271,444	\$ 4,465,739	\$ (232,072)	\$ (2,565,845)	\$ (7,722,304)	\$ (5,868,358)	\$ (34,458,664)	\$ (9,733,445)	\$ (9,632,102)	\$ (14,089,662)
Oak Ridge School System's covered payroll	\$ 24,806,330	\$ 25,794,986	\$ 25,166,846	\$ 25,532,743	\$ 25,184,288	\$ 25,612,457	\$ 26,095,337	\$ 26,118,749	\$ 26,511,704	\$ 27,080,425
Oak Ridge School System's proportionate share of the net pension liability (asset) as a percentage of its covered payroll	-1.09%	17.31%	-0.92%	-10.05%	-30.66%	-22.91%	-132.05%	-37.27%	-36.33%	-52.03%
Plan fiduciary net position as a percentage of the total pension liability	99.81%	97.14%	100.14%	101.49%	104.28%	103.09%	116.13%	104.42%	104.11%	105.76%

See independent auditor's report.

OAK RIDGE SCHOOLS
OAK RIDGE, TENNESSEE
Schedule of Oak Ridge School System's Contributions
Teacher Legacy Pension Plan of TCRS
Last 10 Fiscal Years Ending June 30

	2016	2017	2018	2019	2020	2021	2022	2023	2024	2025
Contractually required contribution	\$ 2,331,864	\$ 2,266,622	\$ 2,318,372	\$ 2,634,279	\$ 2,722,608	\$ 2,684,797	\$ 2,690,230	\$ 2,303,869	\$ 1,844,179	\$ 1,684,091
Contributions in relation to the contractually determined contribution	2,331,864	2,266,622	2,318,372	2,634,279	2,722,608	2,684,797	2,690,230	2,303,869	1,844,179	1,684,091
Contribution deficiency (excess)	\$ -	\$ -	\$ -	\$ -	\$ -	\$ -	\$ -	\$ -	\$ -	\$ -
Oak Ridge School System's covered payroll	\$25,794,986	\$25,166,846	\$25,532,743	\$25,184,312	\$25,612,457	\$26,086,003	\$26,118,749	\$26,511,704	\$27,080,425	\$ 26,479,418
Contributions as a percentage of Oak Ridge School System's covered payroll	9.04%	9.01%	9.08%	10.46%	10.63%	10.27%	10.30%	8.69%	6.61%	6.36%

Changes of assumptions. In 2021, the following assumptions were changed: decreased inflation rate from 2.50 percent to 2.25 percent; decreased the investment rate of return from 7.25 percent to 6.75 percent; decreased the cost-of-living adjustment from 2.25 percent to 2.125 percent; and modified mortality assumptions. In 2017, the following assumptions were changed: decreased inflation rate from 3.00 percent to 2.50 percent; decreased the investment rate of return from 7.50 percent to 7.25 percent; decreased the cost-of-living adjustment from 2.50 percent to 2.25 percent; decreased salary growth graded ranges from an average of 4.25 percent to an average of 4.00 percent; and modified mortality assumptions.

See independent auditor's report.

OAK RIDGE SCHOOLS
OAK RIDGE, TENNESSEE

Schedule of Oak Ridge School System's
Proportionate Share of the Net Pension Liability (Asset)
Teacher Hybrid Pension Plan of TCRS

Last 10 Fiscal Years Ending June 30

	2015	2016	2017	2018	2019	2020	2021	2022	2023	2024
Oak Ridge School System's proportion of the net pension liability (asset)	0.262638%	0.214610%	0.265898%	0.232039%	0.275306%	0.290066%	0.299617%	0.324839%	0.349700%	0.371813%
Oak Ridge School System's proportionate share of the net pension liability (asset)	\$ (10,566)	\$ (22,342)	\$ (70,154)	\$ (105,236)	\$ (155,406)	\$ (164,944)	\$ (324,548)	\$ (98,402)	\$ (148,285)	\$ (264,957)
Oak Ridge School System's covered payroll	\$ 545,692	\$ 944,289	\$1,651,613	\$2,027,749	\$2,913,297	\$3,660,406	\$4,298,242	\$5,547,238	\$6,940,746	\$8,734,445
Oak Ridge School System's proportionate share of the net pension liability (asset) as a percentage of its covered payroll	-1.94%	-2.37%	-4.25%	-5.19%	-5.33%	-4.51%	-7.55%	-1.77%	-2.14%	-3.03%
Plan fiduciary net position as a percentage of the total pension liability	127.46%	121.88%	126.81%	126.97%	123.07%	116.52%	121.53%	104.55%	104.97%	106.49%

See independent auditor's report.

OAK RIDGE SCHOOLS
OAK RIDGE, TENNESSEE

Schedule of Oak Ridge School System's Contributions
Teacher Hybrid Pension Plan of TCRS

Last 10 Fiscal Years Ending June 30

	<u>2016</u>	<u>2017</u>	<u>2018</u>	<u>2019*</u>	<u>2020*</u>	<u>2021*</u>	<u>2022*</u>	<u>2023*</u>	<u>2024*</u>	<u>2025*</u>
Contractually required contribution	\$ 23,637	\$ 69,808	\$ 33,067	\$ 56,518	\$ 74,306	\$ 88,216	\$ 111,500	\$ 199,628	\$ 257,666	\$ 318,018
Contributions in relation to the contractually required contribution	<u>37,772</u>	<u>69,808</u>	<u>81,110</u>	<u>56,518</u>	<u>74,306</u>	<u>88,216</u>	<u>111,500</u>	<u>199,628</u>	<u>257,666</u>	<u>318,018</u>
Contribution deficiency (excess)	<u>\$ (14,135)</u>	<u>\$ -</u>	<u>\$ (48,043)</u>	<u>\$ -</u>	<u>\$ -</u>	<u>\$ -</u>	<u>\$ -</u>	<u>\$ -</u>	<u>\$ -</u>	<u>\$ -</u>
Oak Ridge School System's covered payroll	\$ 944,289	\$ 1,651,613	\$ 2,027,749	\$ 2,913,297	\$ 3,660,406	\$ 4,335,612	\$ 5,547,238	\$ 6,940,746	\$ 8,734,445	\$ 10,600,600
Contributions as a percentage of Oak Ridge School System's covered payroll	4.00%	4.23%	4.00%	1.94%	2.03%	2.02%	2.01%	2.87%	2.95%	3.00%

* In fiscal years 2019, 2020, 2021, 2022, 2023, 2024, and 2025, the Schools placed the actuarially determined contribution rate of 1.94%, 2.03%, 2.02%, 2.01%, 2.87%, 2.95%, and 3.00%, respectively, into the pension plan and placed 2.06%, 1.97%, 1.98%, 1.99%, 1.13%, 1.05%, and 1.00%, respectively, of covered payroll into the Pension Stabilization Reserve Trust.

Changes of assumptions. In 2021, the following assumptions were changed: decreased inflation rate from 2.50 percent to 2.25 percent; decreased the investment rate of return from 7.25 percent to 6.75 percent; decreased the cost-of-living adjustment from 2.25 percent to 2.125 percent; and modified mortality assumptions. In 2017, the following assumptions were changed: decreased inflation rate from 3.00 percent to 2.50 percent; decreased the investment rate of return from 7.50 percent to 7.25 percent; decreased the cost-of-living adjustment from 2.50 percent to 2.25 percent; decreased salary growth graded ranges from an average of 4.25 percent to an average of 4.00 percent; and modified mortality assumptions.

See independent auditor's report.

OAK RIDGE SCHOOLS
OAK RIDGE, TENNESSEE

Schedule of Changes in the Net Pension Liability (Asset) and Related Ratios
Based on Participation in the Hybrid Employee Pension Plan of TCRS

Last 10 Measurement Dates Ending June 30

	2015	2016	2017	2018	2019	2020	2021	2022	2023	2024
Total pension liability										
Service cost	\$ 948	\$ 8,266	\$ 33,725	\$ 78,884	\$ 111,246	\$ 158,660	\$ 193,745	\$ 263,516	\$ 296,996	\$ 361,040
Interest	71	620	4,373	11,957	22,471	38,074	57,410	79,946	102,081	136,041
Changes in benefit terms	-	-	-	-	-	-	-	-	-	-
Differences between actual and expected experience	(1,019)	15,701	20,560	22,417	34,683	38,004	15,261	(34,250)	62,320	78,399
Change of assumptions	-	-	2,798	-	-	-	68,802	-	-	-
Benefit payments, including refunds of employee contributions	-	-	-	-	(1,204)	-	(6,249)	(18,668)	(10,854)	(33,825)
Net change in total pension liability	-	24,587	61,456	113,258	167,196	234,738	328,969	290,544	450,543	541,655
Total pension liability - beginning	-	-	24,587	86,043	199,301	366,497	601,235	930,204	1,220,748	1,671,291
Total pension liability - ending (a)	<u>\$ -</u>	<u>\$ 24,587</u>	<u>\$ 86,043</u>	<u>\$ 199,301</u>	<u>\$ 366,497</u>	<u>\$ 601,235</u>	<u>\$ 930,204</u>	<u>\$ 1,220,748</u>	<u>\$ 1,671,291</u>	<u>\$ 2,212,946</u>
Plan fiduciary net position										
Contributions - employer	\$ 541	\$ 12,691	\$ 37,547	\$ 61,210	\$ 34,943	\$ 59,833	\$ 72,312	\$ 75,988	\$ 125,056	\$ 154,372
Contributions - employee	677	15,864	46,935	76,513	111,998	158,873	184,031	192,464	247,147	295,736
Net investment income	-	370	7,928	15,431	25,111	26,672	204,068	(47,274)	99,808	191,746
Benefit payments, including refunds of employee contributions	-	-	-	-	(1,204)	-	(6,249)	(18,668)	(10,854)	(33,825)
Administrative expense	(40)	(1,165)	(3,234)	(5,083)	(6,539)	(7,122)	(8,419)	(10,314)	(8,009)	(10,627)
Other expense	-	-	1,470	-	-	-	-	-	-	-
Net change in plan fiduciary net position	1,178	27,760	90,646	148,071	164,309	238,256	445,743	192,196	453,148	597,402
Plan fiduciary net position - beginning	-	1,178	28,938	119,584	267,655	431,964	670,220	1,115,963	1,308,159	1,761,307
Plan fiduciary net position - ending (b)	<u>\$ 1,178</u>	<u>\$ 28,938</u>	<u>\$ 119,584</u>	<u>\$ 267,655</u>	<u>\$ 431,964</u>	<u>\$ 670,220</u>	<u>\$ 1,115,963</u>	<u>\$ 1,308,159</u>	<u>\$ 1,761,307</u>	<u>\$ 2,358,709</u>
Net pension liability (asset) - ending (a)-(b)	<u>\$ (1,178)</u>	<u>\$ (4,351)</u>	<u>\$ (33,541)</u>	<u>\$ (68,354)</u>	<u>\$ (65,467)</u>	<u>\$ (68,985)</u>	<u>\$ (185,759)</u>	<u>\$ (87,411)</u>	<u>\$ (90,016)</u>	<u>\$ (145,753)</u>
Plan fiduciary net position as a percentage of total pension liability	0.00%	117.70%	138.98%	134.30%	117.86%	111.47%	119.97%	107.16%	105.39%	106.59%
Covered payroll	\$ 13,535	\$ 303,747	\$ 938,688	\$ 1,530,245	\$ 2,239,932	\$ 2,692,050	\$ 3,435,754	\$ 3,818,481	\$ 4,942,943	\$ 5,914,657
Net pension liability (asset) as a percentage of covered payroll	(8.70)%	(1.43)%	(3.57)%	(4.47)%	(2.92)%	(2.56)%	(5.41)%	(2.29)%	(1.82)%	(2.46)%

Notes to Schedule

Changes of assumptions: In 2021, amounts reported as changes of assumptions resulted from changes to the inflation rate, investment rate of return, cost-of-living adjustment, and mortality improvements. In 2017, amounts reported as changes of assumptions resulted from changes to the inflation rate, investment rate of return, cost-of-living adjustment, salary growth, and mortality improvements.

See independent auditor's report.

OAK RIDGE SCHOOLS
OAK RIDGE, TENNESSEE

Schedule of Oak Ridge School System's Contributions Based on
Participation in the Hybrid Employee Pension Plan of TCRS

Last 10 Fiscal Years Ending June 30

	2016	2017	2018	2019*	2020*	2021*	2022*	2023*	2024*	2025*
Actuarially determined contribution	\$ 6,616	\$ 23,561	\$ 27,850	\$ 34,943	\$ 59,833	\$ 67,645	\$ 75,988	\$ 125,056	\$ 154,372	\$ 171,948
Contributions in relation to the actuarially determined contribution	<u>12,691</u>	<u>37,547</u>	<u>61,210</u>	<u>34,943</u>	<u>59,833</u>	<u>67,645</u>	<u>75,988</u>	<u>125,056</u>	<u>154,372</u>	<u>171,948</u>
Contribution deficiency (excess)	<u>\$ (6,075)</u>	<u>\$ (13,986)</u>	<u>\$ (33,360)</u>	<u>\$ -</u>	<u>\$ -</u>	<u>\$ -</u>	<u>\$ -</u>	<u>\$ -</u>	<u>\$ -</u>	<u>\$ -</u>
Covered payroll	\$ 303,747	\$ 938,688	\$1,030,245	\$2,239,932	\$2,692,050	\$3,435,754	\$3,818,481	\$4,942,943	\$5,914,657	\$6,415,970
Contributions as a percentage of covered payroll	4.18%	4.00%	5.94%	1.56%	2.22%	1.97%	1.99%	2.53%	2.61%	2.68%

* In fiscal years 2019, 2020, 2021, 2022, 2023, 2024, and 2025, the Schools paced the actuarially determined contribution rate of 1.56%, 2.22%, 1.97%, 1.99%, 2.53%, 2.61%, and 2.68%, respectively, into the pension plan and placed 2.44%, 1.78%, 2.03%, 2.01%, 1.47%, 1.39%, and 1.32%, respectively, of covered payroll into the Pension Stabilization Reserve Trust.

Notes to Schedule - Hybrid Plan

Valuation date: Actuarially determined contribution rates for fiscal year 2025 were calculated based on the June 30, 2023 actuarial valuation.

Methods and assumptions used to determine contribution rates:

Actuarial cost method	Entry age normal
Amortization method	Level dollar, closed (not to exceed 20 years)
Remaining amortization period	Varies by year
Asset valuation	10 year smoothed within 20 percent corridor to market value
Inflation	2.25 percent
Salary increases	Graded salary ranges from 8.72 to 3.44 percent based on age, including inflation, averaging 4.00 percent
Investment Rate of Return	6.75 percent, net of investment expense, including inflation
Retirement age	Pattern of retirement determined by experience study
Mortality	Customized table based on actual experience including an adjustment for some anticipated improvement
Cost of Living Adjustments	2.125 percent

Changes of assumptions: In 2021, the following assumptions were changed: decreased inflation rate from 2.50 percent to 2.25 percent; decreased the investment rate of return from 7.25 percent to 6.75 percent; decreased the cost-of-living adjustment from 2.25 percent to 2.125 percent; and modified mortality assumptions. In 2017, the following assumptions were changed: decreased inflation rate from 3.00 percent to 2.50 percent; decreased the investment rate of return from 7.50 percent to 7.25 percent; decreased the cost-of-living adjustment from 2.50 percent to 2.25 percent; decreased salary growth graded ranges from an average of 4.25 percent to an average of 4.00 percent.

See independent auditor's report.

OAK RIDGE SCHOOLS
OAK RIDGE, TENNESSEE

Schedule of Changes in Total OPEB Liability and Related Ratios
Based on Participation in the TGOP OPEB Plan

Last 10 Measurement Dates Ending June 30 (See Note 1)

	2017	2018	2019	2020	2021	2022	2023	2024
Collective Total OPEB Liability								
Service cost	\$ 623,425	\$ 579,515	\$ 521,587	\$ 378,249	\$ 500,110	\$ 556,802	\$ 435,273	\$ 487,055
Interest on the total OPEB liability	322,788	392,019	300,242	259,712	199,980	216,175	342,742	409,277
Changes of benefit terms	-	(896,256)	(2,296,835)	-	-	-	10,466	-
Differences between expected and actual experience of the total OPEB liability	-	(2,696,855)	1,621,329	323,428	340,038	271,513	231,247	77,963
Change in assumptions and other inputs	(490,174)	370,006	(568,662)	880,563	159,383	(931,742)	774,215	188,076
Benefit payments	(424,234)	(485,212)	(334,382)	(323,624)	(303,500)	(290,373)	(345,764)	(283,032)
Net change in total OPEB liability	<u>31,805</u>	<u>(2,736,783)</u>	<u>(756,721)</u>	<u>1,518,328</u>	<u>896,011</u>	<u>(177,625)</u>	<u>1,448,179</u>	<u>879,339</u>
Total OPEB liability - beginning	<u>10,643,068</u>	<u>10,674,873</u>	<u>7,938,090</u>	<u>7,181,369</u>	<u>8,699,697</u>	<u>9,595,708</u>	<u>9,418,083</u>	<u>10,866,262</u>
Total OPEB liability - ending	<u>\$ 10,674,873</u>	<u>\$ 7,938,090</u>	<u>\$ 7,181,369</u>	<u>\$ 8,699,697</u>	<u>\$ 9,595,708</u>	<u>\$ 9,418,083</u>	<u>\$ 10,866,262</u>	<u>\$ 11,745,601</u>
Proportion Determination								
Employer's actuarial accrued liability	\$ 7,697,256	\$ 5,769,324	\$ 5,064,825	\$ 6,249,923	\$ 6,537,967	\$ 6,223,006	\$ 6,928,306	\$ 7,563,507
State's actuarial accrued liability	\$ 2,977,617	\$ 2,168,766	\$ 2,116,544	\$ 2,449,774	\$ 3,057,741	\$ 3,195,077	\$ 3,937,956	\$ 4,182,094
Collective actuarial accrued liability	\$ 10,674,873	\$ 7,938,090	\$ 7,181,369	\$ 8,699,697	\$ 9,595,708	\$ 9,418,083	\$ 10,866,262	\$ 11,745,601
Employer's portion	0.721063	0.726790	0.705273	0.718406	0.681343	0.660751	0.637598	0.643944
State's portion	0.278937	0.273210	0.294727	0.281594	0.318657	0.339249	0.362402	0.356056
Employer's share of the total OPEB liability - beginning	\$ 7,674,323	\$ 7,697,256	\$ 5,769,324	\$ 5,064,825	\$ 6,249,923	\$ 6,537,967	\$ 6,223,006	\$ 6,928,306
Employer's share of the total OPEB liability - ending	\$ 7,697,256	\$ 5,769,324	\$ 5,064,825	\$ 6,249,923	\$ 6,537,967	\$ 6,223,006	\$ 6,928,306	\$ 7,563,507
Estimated covered payroll	\$26,795,318	\$27,562,952	\$28,002,656	\$29,272,863	\$30,421,615	\$33,418,512	\$35,894,212	\$36,817,050
Employer's total OPEB liability as a percentage of covered payroll	28.73%	20.93%	18.09%	21.35%	21.49%	18.62%	19.30%	20.54%

Notes:

Note 1: This schedule is intended to display 10 years of information. Additional years will be displayed as they become available.

Note 2: The amounts reported for each fiscal year were determined as of the prior fiscal year.

Note 3: There are no assets accumulating in a trust that meets the criteria in paragraph 4 of GASB Statement No. 75 related to this OPEB Plan.

Note 4: Changes in assumptions. The following are the discount rates used in each period:

2017 - 3.56%
2018 - 3.62%
2019 - 3.51%
2020 - 2.21%
2021 - 2.16%
2022 - 3.54%
2023 - 3.65%
2024 - 3.93%

See independent auditor's report.

OAK RIDGE SCHOOLS
OAK RIDGE, TENNESSEE

Schedule of Changes in Total OPEB Liability and Related Ratios
Based on Participation in the TNP OPEB Plan

Last 10 Measurement Dates Ending June 30 (See Note 1)

	2017	2018	2019	2020	2021	2022	2023	2024
Collective Total OPEB Liability								
Service cost	\$ 34,159	\$ 27,854	\$ 24,568	\$ 31,362	\$ 44,233	\$ 36,465	\$ 23,573	\$ 20,945
Interest on the total OPEB liability	49,542	55,708	52,047	59,552	43,452	36,691	51,275	51,450
Changes of benefit terms	-	-	-	-	-	-	-	-
Differences between expected and actual experience of the total OPEB liability	-	(124,727)	226,432	(75,689)	(1,225)	51,022	(15,405)	23,927
Change in assumptions and other inputs	(136,023)	(10,695)	22,697	319,319	(266,976)	(281,256)	(14,699)	(47,542)
Benefit payments	(72,750)	(73,655)	(70,802)	(76,526)	(79,064)	(79,388)	(81,370)	(80,550)
Net change in total OPEB liability	(125,072)	(125,515)	254,942	258,018	(259,580)	(236,466)	(36,626)	(31,770)
Total OPEB liability - beginning	1,698,868	1,573,796	1,448,281	1,703,223	1,961,241	1,701,661	1,465,195	1,428,569
Total OPEB liability - ending	\$ 1,573,796	\$ 1,448,281	\$ 1,703,223	\$ 1,961,241	\$ 1,701,661	\$ 1,465,195	\$ 1,428,569	\$ 1,396,799
Proportion Determination								
Employer's actuarial accrued liability	\$ -	\$ -	\$ -	\$ -	\$ -	\$ -	\$ -	\$ -
State's actuarial accrued liability	\$ 1,573,796	\$ 1,448,281	\$ 1,703,223	\$ 1,961,241	\$ 1,701,661	\$ 1,465,195	\$ 1,428,569	\$ 1,396,799
Collective actuarial accrued liability	\$ 1,573,796	\$ 1,448,281	\$ 1,703,223	\$ 1,961,241	\$ 1,701,661	\$ 1,465,195	\$ 1,428,569	\$ 1,396,799
Employer's portion	-	-	-	-	-	-	-	-
State's portion	100%	100%	100%	100%	100%	100%	100%	100%
Employer's share of the total OPEB liability - beginning	\$ -	\$ -	\$ -	\$ -	\$ -	\$ -	\$ -	\$ -
Employer's share of the total OPEB liability - ending	\$ -	\$ -	\$ -	\$ -	\$ -	\$ -	\$ -	\$ -
Estimated covered payroll	\$ 6,887,121	\$ 7,159,117	\$ 7,462,834	\$ 7,508,673	\$ 8,304,420	\$ 8,926,426	\$ 9,869,036	\$ 9,507,727
Employer's total OPEB liability as a percentage of covered payroll	0.00%	0.00%	0.00%	0.00%	0.00%	0.00%	0.00%	0.00%

Notes:

Note 1: This schedule is intended to display 10 years of information. Additional years will be displayed as they become available.

Note 2: The amounts reported for each fiscal year were determined as of the prior fiscal year.

Note 3: There are no assets accumulating in a trust that meets the criteria in paragraph 4 of GASB Statement No. 75 related to this OPEB Plan.

Note 4: Changes in assumptions. The following are the discount rates used in each period:

2017 - 3.56%
2018 - 3.62%
2019 - 3.51%
2020 - 2.21%
2021 - 2.16%
2022 - 3.54%
2023 - 3.65%
2024 - 3.93%

See independent auditor's report.

OTHER SUPPLEMENTARY INFORMATION

OAK RIDGE SCHOOLS
OAK RIDGE, TENNESSEE

General Purpose School Fund
Comparative Balance Sheets

June 30, 2025 and 2024

	<u>2025</u>	<u>2024</u>
<u>ASSETS</u>		
Current assets:		
Cash and cash equivalents	\$ 21,553,211	\$ 19,815,655
Accounts receivable	1,080,698	1,079,349
Advances from other funds	749,950	822,914
Due from other governments	2,678,488	2,558,136
Prepaid items	191,624	39,243
Total current assets	<u>26,253,971</u>	<u>24,315,297</u>
Restricted assets:		
Cash and cash equivalents	-	444,085
Investments - Stabilization Reserve Trust	1,297,753	1,012,002
Grant receivable	614,468	498,915
Total restricted assets	<u>1,912,221</u>	<u>1,955,002</u>
Total assets	<u>\$ 28,166,192</u>	<u>\$ 26,270,299</u>
<u>LIABILITIES, DEFERRED INFLOWS OF RESOURCES AND FUND BALANCES</u>		
Accounts payable	\$ 412,922	\$ 396,552
Accrued salaries and benefits	4,446,062	3,986,667
Due to other funds	412,503	381,708
Total liabilities	<u>5,271,487</u>	<u>4,764,927</u>
Deferred inflows of resources	<u>-</u>	<u>13,217</u>
Fund balances:		
Non-spendable - prepaid expenditures	191,624	39,243
Restricted - bond proceeds	-	444,085
Restricted - Stabilization Reserve Trust	1,297,753	1,012,002
Unrestricted:		
Committed	3,016,595	3,036,617
Unassigned	18,388,733	16,960,208
Total fund balances*	<u>22,894,705</u>	<u>21,492,155</u>
Total liabilities, deferred inflows of resources and fund balances	<u>\$ 28,166,192</u>	<u>\$ 26,270,299</u>

* Includes unspent bond proceeds being held at the City at June 30, 2025 and 2024 of \$0 and \$444,085, respectively.

See independent auditor's report.

OAK RIDGE SCHOOLS
OAK RIDGE, TENNESSEE

General Purpose School Fund
Comparative Statements of Revenues, Expenditures and Changes
in Fund Balance

Years Ended June 30, 2025 and 2024

	<u>2025</u> Actual	<u>2024</u> Actual
Revenues:		
Property taxes	\$ 12,985,263	\$ 13,037,241
Local option sales taxes	10,309,679	9,761,336
Mixed drink taxes	725	492
Charges for services	376,780	327,690
Other local sources	1,133,753	1,092,394
State of Tennessee - TISA	33,121,705	31,635,844
State of Tennessee - other	1,800,803	2,930,637
Federal government	99,644	23,692
SRT investment income	111,864	83,793
Other	86,106	112,504
	<u>60,026,322</u>	<u>59,005,623</u>
Total revenues		
Expenditures:		
Instruction:		
Regular instruction	31,407,313	30,316,645
Alternative school	921,458	893,385
Special education	5,689,089	5,214,019
Technology and career	2,268,919	2,565,827
	<u>40,286,779</u>	<u>38,989,876</u>
Total instruction		
Support services:		
Health services	788,429	735,105
Other student support	2,022,413	1,970,735
Instructional staff	4,745,075	3,986,374
Special education	792,201	913,290
Technology and career	278,982	244,767
Technology	2,953,230	3,085,172
Adult programs	39,629	26,764
Communications	285,881	202,334
Board of education	1,544,788	1,326,017
Office of superintendent	404,168	388,477
Office of principal	4,627,389	4,445,559
Fiscal services	1,032,861	1,001,045
Human resources/personnel	503,046	460,472
Operation of plant	4,757,475	4,632,839
Maintenance of plant	2,058,461	2,399,322
Transportation	2,055,500	1,951,254
	<u>28,889,528</u>	<u>27,769,526</u>
Total support services		

(Continued)

OAK RIDGE SCHOOLS
OAK RIDGE, TENNESSEE

General Purpose School Fund
Comparative Statements of Revenues, Expenditures and Changes
in Fund Balance
(Continued)

Years Ended June 30, 2025 and 2024

	<u>2025 Actual</u>	<u>2024 Actual</u>
Expenditures (continued):		
Non-instructional:		
Pre-k program - grant	\$ 452,653	\$ 454,918
Pre-k program - local	<u>913,683</u>	<u>769,767</u>
Total non-instructional	<u>1,366,336</u>	<u>1,224,685</u>
Other capital outlay:		
Capital outlay	<u>4,497,233</u>	<u>2,154,643</u>
Debt service:		
Principal on capitalized notes	257,569	255,039
Interest on capitalized notes	18,399	20,929
Principal on bonds and notes payable	4,756,308	4,612,903
Interest on bonds and notes payable	<u>1,689,921</u>	<u>2,101,743</u>
Total debt service	<u>6,722,197</u>	<u>6,990,614</u>
Total expenditures	<u>81,762,073</u>	<u>77,129,344</u>
Revenues over (under) expenditures	<u>(21,735,751)</u>	<u>(18,123,721)</u>
Other financing sources (uses):		
Transfers in - from city	23,738,499	23,081,982
Transfers in - other funds	161,334	209,178
Transfers out - other funds	(124,327)	(118,795)
Transfer out - debt service to City	<u>(637,205)</u>	<u>(637,205)</u>
Total other financing sources (uses) - net	<u>23,138,301</u>	<u>22,535,160</u>
Net change in fund balances	1,402,550	4,411,439
Fund balance, beginning	<u>21,492,155</u>	<u>17,080,716</u>
Fund balance, ending*	<u>\$ 22,894,705</u>	<u>\$ 21,492,155</u>

* Includes unspent bond proceeds being held at the City at June 30, 2025 and 2024 of \$0 and \$444,085, respectively.

See independent auditor's report.

OAK RIDGE SCHOOLS
OAK RIDGE, TENNESSEE

General Purpose School Fund
Comparative Schedules of Revenues, Expenditures, and Changes
in Fund Balance - Budget and Actual

Years Ended June 30, 2025 and 2024

	2025				2024			
	Original Budget	Final Budget	Actual	Variance with Final Budget	Original Budget	Final Budget	Actual	Variance with Final Budget
Revenues:								
Property taxes	\$ 13,189,000	\$ 13,189,000	\$ 12,985,263	\$ (203,737)	\$ 12,993,941	\$ 12,993,941	\$ 13,037,241	\$ 43,300
Local option sales taxes	8,765,000	8,765,000	10,309,679	1,544,679	7,200,000	7,200,000	9,761,336	2,561,336
Mixed drink taxes	350	350	725	375	125	125	492	367
Local mineral severance taxes	-	-	-	-	125	125	-	(125)
Charges for services	303,000	303,000	376,780	73,780	303,000	303,000	327,690	24,690
Other local sources	882,500	980,790	1,133,753	152,963	515,000	378,307	1,092,394	714,087
State of Tennessee - TISA	32,700,000	32,785,000	33,121,705	336,705	30,250,000	30,250,000	31,635,844	1,385,844
State of Tennessee - other	1,325,014	1,747,919	1,800,803	52,884	1,733,789	2,736,621	2,930,637	194,016
Federal government	20,000	20,000	99,644	79,644	-	-	23,692	23,692
SRT investment income	-	-	111,864	111,864	-	-	83,793	83,793
Other	80,810	86,751	86,106	(645)	82,100	117,939	112,504	(5,435)
Total revenues	57,265,674	57,877,810	60,026,322	2,148,512	53,078,080	53,980,058	59,005,623	5,025,565
Expenditures:								
Instruction:								
Regular instruction	32,158,176	32,142,737	31,407,313	(735,424)	30,639,530	31,040,957	30,316,645	(724,312)
Alternative school	937,527	941,785	921,458	(20,327)	970,766	914,477	893,385	(21,092)
Special education	5,946,906	5,970,581	5,689,089	(281,492)	5,288,964	5,387,872	5,214,019	(173,853)
Technology and career	2,357,730	2,400,802	2,268,919	(131,883)	2,816,720	2,725,198	2,565,827	(159,371)
Other	1,100,000	139,460	-	(139,460)	1,166,000	280,723	-	(280,723)
Total instruction	42,500,339	41,595,365	40,286,779	(1,308,586)	40,881,980	40,349,227	38,989,876	(1,359,351)
Support services:								
Health services	780,180	834,875	788,429	(46,446)	738,520	750,617	735,105	(15,512)
Other student support	2,062,581	2,111,786	2,022,413	(89,373)	2,033,257	2,234,539	1,970,735	(263,804)
Instructional staff	5,147,189	4,847,379	4,745,075	(102,304)	4,204,198	4,156,865	3,986,374	(170,491)
Special education	976,906	975,906	792,201	(183,705)	885,352	991,925	913,290	(78,635)
Technology and career	254,353	280,588	278,982	(1,606)	245,439	251,205	244,767	(6,438)
Technology services	2,999,404	3,011,905	2,953,230	(58,675)	3,167,342	3,149,920	3,085,172	(64,748)
Adult programs	30,221	41,162	39,629	(1,533)	-	27,050	26,764	(286)
Communications	224,558	290,334	285,881	(4,453)	215,578	214,608	202,334	(12,274)
Board of education	1,358,280	1,487,053	1,544,788	57,735	1,183,507	1,282,955	1,326,017	43,062
Office of superintendent	409,022	415,463	404,168	(11,295)	408,770	404,045	388,477	(15,568)
Office of principal	4,504,264	4,735,668	4,627,389	(108,279)	4,386,931	4,489,269	4,445,559	(43,710)
Fiscal services	1,078,828	1,062,370	1,032,861	(29,509)	1,029,454	1,033,785	1,001,045	(32,740)
Human resources/personnel	511,168	518,545	503,046	(15,499)	478,093	479,316	460,472	(18,844)
Operation of plant	5,180,344	5,098,831	4,757,475	(341,356)	4,879,042	4,878,034	4,632,839	(245,195)
Maintenance of plant	2,158,326	2,242,132	2,058,461	(183,671)	2,300,174	2,531,654	2,399,322	(132,332)
Transportation	2,038,005	2,193,381	2,055,500	(137,881)	1,978,790	2,071,688	1,951,254	(120,434)
Total support services	29,713,629	30,147,378	28,889,528	(1,257,850)	28,134,447	28,947,475	27,769,526	(1,177,949)

(Continued)

OAK RIDGE SCHOOLS
OAK RIDGE, TENNESSEE

General Purpose School Fund
Comparative Schedules of Revenues, Expenditures, and Changes
in Fund Balance - Budget and Actual
(Continued)

Years Ended June 30, 2025 and 2024

	2025				2024			
	Original Budget	Final Budget	Actual	Variance with Final Budget	Original Budget	Final Budget	Actual	Variance with Final Budget
Expenditures (continued):								
Non-instructional:								
Pre-k program - grant	\$ 455,414	\$ 453,803	\$ 452,653	\$ (1,150)	\$ 488,166	\$ 455,414	\$ 454,918	\$ (496)
Pre-k program - local	921,939	942,400	913,683	(28,717)	814,892	849,630	769,767	(79,863)
Total non-instructional	<u>1,377,353</u>	<u>1,396,203</u>	<u>1,366,336</u>	<u>(29,867)</u>	<u>1,303,058</u>	<u>1,305,044</u>	<u>1,224,685</u>	<u>(80,359)</u>
Other capital outlay:								
Capital outlay	1,349,000	3,028,844	4,497,233	1,468,389	2,088,205	2,629,539	2,154,643	(474,896)
Debt service:								
Principal on capitalized notes	6,877	6,877	257,569	250,692	-	-	255,039	255,039
Interest on capitalized notes	123	123	18,399	18,276	-	-	20,929	20,929
Principal on bonds and notes payable	-	-	4,756,308	4,756,308	6,843	6,843	4,612,903	4,606,060
Interest on bonds and notes payable	-	-	1,689,921	1,689,921	157	157	2,101,743	2,101,586
Total debt service	<u>7,000</u>	<u>7,000</u>	<u>6,722,197</u>	<u>6,715,197</u>	<u>7,000</u>	<u>7,000</u>	<u>6,990,614</u>	<u>6,983,614</u>
Total expenditures	<u>74,947,321</u>	<u>76,174,790</u>	<u>81,762,073</u>	<u>5,587,283</u>	<u>72,414,690</u>	<u>73,238,285</u>	<u>77,129,344</u>	<u>3,891,059</u>
Revenues over (under) expenditures	<u>(17,681,647)</u>	<u>(18,296,980)</u>	<u>(21,735,751)</u>	<u>(3,438,771)</u>	<u>(19,336,610)</u>	<u>(19,258,227)</u>	<u>(18,123,721)</u>	<u>1,134,506</u>
Other financing sources (uses):								
Transfers in - from city	15,493,963	15,493,963	23,738,499	8,244,536	15,493,963	15,493,963	23,081,982	7,588,019
Transfer in - other funds	125,000	125,000	161,334	36,334	125,000	52,714	209,178	156,464
Transfers out - other funds	(124,434)	(126,015)	(124,327)	1,688	(122,471)	(128,569)	(118,795)	9,774
Transfer out - debt service to City	(637,205)	(637,205)	(637,205)	-	-	-	(637,205)	(637,205)
Total other financing sources (uses) - net	<u>14,857,324</u>	<u>14,855,743</u>	<u>23,138,301</u>	<u>8,282,558</u>	<u>15,496,492</u>	<u>15,418,108</u>	<u>22,535,160</u>	<u>7,117,052</u>
Net change in fund balances	<u>\$ (2,824,323)</u>	<u>\$ (3,441,237)</u>	<u>1,402,550</u>	<u>\$ 4,843,787</u>	<u>\$ (3,840,118)</u>	<u>\$ (3,840,119)</u>	<u>4,411,439</u>	<u>\$ 8,251,558</u>
Fund balance, beginning			<u>21,492,155</u>				<u>17,080,716</u>	
Fund balance, ending*			<u>\$ 22,894,705</u>				<u>\$ 21,492,155</u>	

*Includes unspent bond proceeds being held at the City at June 30, 2025 and 2024 of \$0 and \$444,085, respectively.

See independent auditor's report.

OAK RIDGE SCHOOLS
OAK RIDGE, TENNESSEE

School Federal Projects Fund
Comparative Balance Sheets

June 30, 2025 and 2024

	<u>2025</u>	<u>2024</u>
<u>ASSETS</u>		
Grants receivable	\$ 719,950	\$ 934,890
Advances to other funds	-	20,180
Prepays	<u>7,620</u>	<u>-</u>
Total assets	<u>\$ 727,570</u>	<u>\$ 955,070</u>
<u>LIABILITIES AND FUND BALANCES</u>		
Accounts payable	\$ 14,664	\$ 3,415
Accrued salaries and benefits	111,933	124,994
Due to other funds	600,973	811,260
Due to other governments	<u>-</u>	<u>15,401</u>
Total liabilities	<u>727,570</u>	<u>955,070</u>
Fund balance	<u>-</u>	<u>-</u>
Total liabilities and fund balances	<u>\$ 727,570</u>	<u>\$ 955,070</u>

See independent auditor's report.

OAK RIDGE SCHOOLS
OAK RIDGE, TENNESSEE

School Federal Projects Fund
Comparative Statements of Revenues, Expenditures and Changes
in Fund Balance

Years Ended June 30, 2025 and 2024

	<u>2025</u> <u>Actual</u>	<u>2024</u> <u>Actual</u>
Revenues:		
Federal government	\$ 4,432,312	\$ 6,777,049
Total revenues	<u>4,432,312</u>	<u>6,777,049</u>
Expenditures:		
Instructional:		
Regular instruction	693,094	1,423,575
Special education	999,813	974,138
Technology and career	<u>108,134</u>	<u>67,245</u>
Total instructional	<u>1,801,041</u>	<u>2,464,958</u>
Support services:		
Health services	4,361	-
Other student support	296,867	1,130,362
Instructional staff	532,611	922,699
Special education	366,414	338,851
Technology and career	1,619	1,643
Technology services	24,472	9,954
Other	-	29,092
Transportation	6,614	16,818
Food service	<u>-</u>	<u>825</u>
Total support services	<u>1,232,958</u>	<u>2,450,244</u>
Non-instructional:		
Community service / early childhood education	1,248,253	1,289,452
Total non-instructional	<u>1,248,253</u>	<u>1,289,452</u>
Other capital outlay:		
Capital outlay	<u>-</u>	<u>373,217</u>
Total expenditures	<u>4,282,252</u>	<u>6,577,871</u>
Revenues over (under) expenditures	<u>150,060</u>	<u>199,178</u>
Other financing sources (uses):		
Transfer to other funds	<u>(150,060)</u>	<u>(199,178)</u>
Total other financing sources (uses)	<u>(150,060)</u>	<u>(199,178)</u>
Net change in fund balances	-	-
Fund balance, beginning	<u>-</u>	<u>-</u>
Fund balance, ending	<u>\$ -</u>	<u>\$ -</u>

See independent auditor's report.

OAK RIDGE SCHOOLS
OAK RIDGE, TENNESSEE

School Federal Projects Fund
Comparative Schedules of Revenues, Expenditures and Changes
in Fund Balance - Budget and Actual

Years Ended June 30, 2025 and 2024

	2025				2024			
	Original Budget	Final Budget	Actual	Variance with Final Budget	Original Budget	Final Budget	Actual	Variance with Final Budget
Revenues:								
Federal government	\$ 4,817,440	\$ 4,857,805	\$ 4,432,312	\$ (425,493)	\$ 5,087,614	\$ 7,557,690	\$ 6,777,049	\$ (780,641)
Total revenues	<u>4,817,440</u>	<u>4,857,805</u>	<u>4,432,312</u>	<u>(425,493)</u>	<u>5,087,614</u>	<u>7,557,690</u>	<u>6,777,049</u>	<u>(780,641)</u>
Expenditures:								
Instructional:								
Regular instruction	710,034	720,072	693,094	(26,978)	700,694	1,441,705	1,423,575	(18,130)
Special education	1,048,852	1,143,913	999,813	(144,100)	1,022,957	1,223,752	974,138	(249,614)
Technology and career	98,164	107,838	108,134	296	115,548	67,315	67,245	(70)
Contingency	750,000	-	-	-	1,000,000	-	-	-
Total instructional	<u>2,607,050</u>	<u>1,971,823</u>	<u>1,801,041</u>	<u>(170,782)</u>	<u>2,839,199</u>	<u>2,732,772</u>	<u>2,464,958</u>	<u>(267,814)</u>
Support services:								
Health services	25,341	16,497	4,361	(12,136)	-	39,135	-	(39,135)
Other student support	189,517	328,848	296,867	(31,981)	60,517	1,347,054	1,130,362	(216,692)
Instructional staff	315,993	659,266	532,611	(126,655)	220,292	1,083,255	922,699	(160,556)
Special education	336,257	374,444	366,414	(8,030)	324,177	360,993	338,851	(22,142)
Technology and career	2,141	1,619	1,619	-	5,000	1,643	1,643	-
Technology services	11,221	27,140	24,472	(2,668)	2,000	18,000	9,954	(8,046)
Other	-	-	-	-	-	29,092	29,092	-
Transportation	-	11,466	6,614	(4,852)	10,000	19,382	16,818	(2,564)
Food service	-	2,000	-	(2,000)	-	1,000	825	(175)
Total support services	<u>880,470</u>	<u>1,421,280</u>	<u>1,232,958</u>	<u>(188,322)</u>	<u>621,986</u>	<u>2,899,554</u>	<u>2,450,244</u>	<u>(449,310)</u>
Non-instructional:								
Community service / early childhood education	1,204,920	1,285,062	1,248,253	(36,809)	1,303,806	1,324,807	1,289,452	(35,355)
Total non-instructional	<u>1,204,920</u>	<u>1,285,062</u>	<u>1,248,253</u>	<u>(36,809)</u>	<u>1,303,806</u>	<u>1,324,807</u>	<u>1,289,452</u>	<u>(35,355)</u>
Other capital outlay:								
Capital outlay	-	-	-	-	197,623	373,217	373,217	-
Total expenditures	<u>4,692,440</u>	<u>4,678,165</u>	<u>4,282,252</u>	<u>(395,913)</u>	<u>4,962,614</u>	<u>7,330,350</u>	<u>6,577,871</u>	<u>(752,479)</u>
Revenue over (under) expenditures	<u>125,000</u>	<u>179,640</u>	<u>150,060</u>	<u>(29,580)</u>	<u>125,000</u>	<u>227,340</u>	<u>199,178</u>	<u>(28,162)</u>
Other financing sources (uses):								
Transfer to other funds	(125,000)	(179,640)	(150,060)	29,580	(125,000)	(227,340)	(199,178)	28,162
Total other financing sources (uses)	<u>(125,000)</u>	<u>(179,640)</u>	<u>(150,060)</u>	<u>29,580</u>	<u>(125,000)</u>	<u>(227,340)</u>	<u>(199,178)</u>	<u>28,162</u>
Net change in fund balances	<u>\$ -</u>	<u>\$ -</u>	<u>\$ -</u>	<u>\$ -</u>	<u>\$ -</u>	<u>\$ -</u>	<u>\$ -</u>	<u>\$ -</u>
Fund balance, beginning								
Fund balance, ending			<u>\$ -</u>				<u>\$ -</u>	

See independent auditor's report.

OAK RIDGE SCHOOLS
OAK RIDGE, TENNESSEE

Nonmajor Governmental Funds
Combining Balance Sheet

June 30, 2025

	Special Revenue Funds				
	Other Education Special Revenue Funds	Extended School Program Fund	Cafeteria	Internal School Funds	Total Special Revenue Funds
<u>ASSETS</u>					
Cash and cash equivalents	\$ -	\$ -	\$ 1,531,554	\$ 1,474,192	\$ 3,005,746
Inventories	-	-	18,891	-	18,891
Accounts receivable	-	-	334,642	20,982	355,624
Grants receivable	-	-	55,373	-	55,373
Prepaid items	-	-	1,405	-	1,405
Advances to other funds	40,494	372,009	-	-	412,503
	<u>40,494</u>	<u>372,009</u>	<u>-</u>	<u>-</u>	<u>412,503</u>
Total assets	<u>\$ 40,494</u>	<u>\$ 372,009</u>	<u>\$ 1,941,865</u>	<u>\$ 1,495,174</u>	<u>\$ 3,849,542</u>
<u>LIABILITIES, DEFERRED INFLOWS OF RESOURCES AND FUND BALANCES</u>					
Accounts payable	\$ -	-	\$ 64,782	\$ 2,252	\$ 67,034
Due to other funds	-	-	148,977	-	148,977
Accrued salaries and benefits	3,975	7,473	-	-	11,448
	<u>3,975</u>	<u>7,473</u>	<u>-</u>	<u>-</u>	<u>11,448</u>
Total liabilities	<u>3,975</u>	<u>7,473</u>	<u>213,759</u>	<u>2,252</u>	<u>227,459</u>
Deferred inflows of resources	-	-	32,064	-	32,064
	<u>-</u>	<u>-</u>	<u>32,064</u>	<u>-</u>	<u>32,064</u>
Fund balances:					
Nonspendable:					
Inventories	-	-	18,891	-	18,891
Prepaid items	-	-	1,405	-	1,405
Restricted:					
Restricted for support service	36,519	-	-	-	36,519
Restricted for non-instructional	-	-	1,675,746	-	1,675,746
Restricted for education	-	-	-	1,492,922	1,492,922
Unrestricted:					
Committed	-	364,536	-	-	364,536
	<u>-</u>	<u>364,536</u>	<u>-</u>	<u>-</u>	<u>364,536</u>
Total fund balances	<u>36,519</u>	<u>364,536</u>	<u>1,696,042</u>	<u>1,492,922</u>	<u>3,590,019</u>
Total liabilities, deferred inflows of resources and fund balances	<u>\$ 40,494</u>	<u>\$ 372,009</u>	<u>\$ 1,941,865</u>	<u>\$ 1,495,174</u>	<u>\$ 3,849,542</u>

See independent auditor's report.

OAK RIDGE SCHOOLS
OAK RIDGE, TENNESSEE

Nonmajor Governmental Funds
Combining Statement of Revenues, Expenditures and
Changes in Fund Balances

Year Ended June 30, 2025

	Special Revenue Funds				Total
	Other Education Special Revenue Funds	Extended School Program Fund	Central Cafeteria Fund	Internal School Funds	
Revenues:					
Charges for service	\$ -	\$ 546,532	\$ 603,245	\$ -	\$ 1,149,777
Other local sources	32,290	-	-	-	32,290
Federal government	-	-	2,151,856	-	2,151,856
Other local revenues	-	-	-	1,795,249	1,795,249
Other	-	-	31,350	-	31,350
Total revenues	<u>32,290</u>	<u>546,532</u>	<u>2,786,451</u>	<u>1,795,249</u>	<u>5,160,522</u>
Expenditures:					
Non-instructional:					
Food service	-	-	2,786,018	-	2,786,018
Operation of non-instructional services	-	-	-	1,742,689	1,742,689
Community service	146,556	495,591	-	-	642,147
Total expenditures	<u>146,556</u>	<u>495,591</u>	<u>2,786,018</u>	<u>1,742,689</u>	<u>5,170,854</u>
Revenues over (under) expenditures	<u>(114,266)</u>	<u>50,941</u>	<u>433</u>	<u>52,560</u>	<u>(10,332)</u>
Other financing sources (uses):					
Operating transfers - other funds	123,053	(10,000)	-	-	113,053
Total other financing sources (uses)	<u>123,053</u>	<u>(10,000)</u>	<u>-</u>	<u>-</u>	<u>113,053</u>
Net change in fund balances	8,787	40,941	433	52,560	102,721
Fund balance, beginning	<u>27,732</u>	<u>323,595</u>	<u>1,695,609</u>	<u>1,440,362</u>	<u>3,487,298</u>
Fund balance, ending	<u>\$ 36,519</u>	<u>\$ 364,536</u>	<u>\$ 1,696,042</u>	<u>\$ 1,492,922</u>	<u>\$ 3,590,019</u>

See independent auditor's report.

OAK RIDGE SCHOOLS
OAK RIDGE, TENNESSEE

Other Education Special Revenue Funds
Comparative Balance Sheets

June 30, 2025 and 2024

	<u>2025</u>	<u>2024</u>
<u>ASSETS</u>		
Advances to other funds	\$ 40,494	\$ 31,552
Total assets	<u>\$ 40,494</u>	<u>\$ 31,552</u>
<u>LIABILITIES AND FUND BALANCES</u>		
Liabilities:		
Accrued salaries and benefits	\$ 3,975	\$ 3,820
Total liabilities	<u>3,975</u>	<u>3,820</u>
Fund balances:		
Restricted:		
Restricted for support services	<u>36,519</u>	<u>27,732</u>
Total liabilities and fund balances	<u>\$ 40,494</u>	<u>\$ 31,552</u>

See independent auditor's report.

OAK RIDGE SCHOOLS
OAK RIDGE, TENNESSEE

Other Education Special Revenue Funds
Comparative Statements of Revenues, Expenditures and Changes
in Fund Balance

Years Ended June 30, 2025 and 2024

	<u>2025 Actual</u>	<u>2024 Actual</u>
Revenues:		
Other local sources	\$ 32,290	\$ 20,395
Total revenues	<u>32,290</u>	<u>20,395</u>
Expenditures:		
Non-instructional:		
Community service	<u>146,556</u>	<u>141,249</u>
Total expenditures	<u>146,556</u>	<u>141,249</u>
Revenues over (under) expenditures	(114,266)	(120,854)
Other financing sources:		
Operating transfers - other funds	<u>123,053</u>	<u>118,795</u>
Net change in fund balance	8,787	(2,059)
Fund balance, beginning	<u>27,732</u>	<u>29,791</u>
Fund balance, ending	<u>\$ 36,519</u>	<u>\$ 27,732</u>

See independent auditor's report.

OAK RIDGE SCHOOLS
OAK RIDGE, TENNESSEE

Other Education Special Revenue Funds
Comparative Schedules of Revenues, Expenditures and Changes
in Fund Balance - Budget and Actual

Years Ended June 30, 2025 and 2024

	2025				2024			
	Original Budget	Final Budget	Actual	Variance with Final Budget	Original Budget	Final Budget	Actual	Variance with Final Budget
Revenues:								
Other local sources	\$ 35,000	\$ 35,000	\$ 32,290	\$ (2,710)	\$ 35,000	\$ 35,000	\$ 20,395	\$ (14,605)
Total revenues	<u>35,000</u>	<u>35,000</u>	<u>32,290</u>	<u>(2,710)</u>	<u>35,000</u>	<u>35,000</u>	<u>20,395</u>	<u>(14,605)</u>
Expenditures:								
Non-instructional:								
Community service	159,434	159,434	146,556	(12,878)	155,021	155,021	141,249	(13,772)
Total expenditures	<u>159,434</u>	<u>159,434</u>	<u>146,556</u>	<u>(12,878)</u>	<u>155,021</u>	<u>155,021</u>	<u>141,249</u>	<u>(13,772)</u>
Revenues over (under) expenditures	(124,434)	(124,434)	(114,266)	10,168	(120,021)	(120,021)	(120,854)	(833)
Other financing sources:								
Operating transfers - other funds	124,434	124,434	123,053	(1,381)	120,021	120,021	118,795	(1,226)
Net change in fund balance	<u>\$ -</u>	<u>\$ -</u>	<u>8,787</u>	<u>\$ 8,787</u>	<u>\$ -</u>	<u>\$ -</u>	<u>(2,059)</u>	<u>\$ (2,059)</u>
Fund balance, beginning			<u>27,732</u>				<u>29,791</u>	
Fund balance, ending			<u>\$ 36,519</u>				<u>\$ 27,732</u>	

See independent auditor's report.

OAK RIDGE SCHOOLS
OAK RIDGE, TENNESSEE

Extended School Program Fund
Comparative Balance Sheets

June 30, 2025 and 2024

	<u>2025</u>	<u>2024</u>
<u>ASSETS</u>		
Advances to other funds	\$ <u>372,009</u>	\$ <u>329,977</u>
Total assets	\$ <u>372,009</u>	\$ <u>329,977</u>
 <u>LIABILITIES, DEFERRED INFLOWS OF RESOURCES AND FUND BALANCES</u>		
Liabilities:		
Accrued salaries and benefits	\$ <u>7,473</u>	\$ <u>6,382</u>
Total liabilities	<u>7,473</u>	<u>6,382</u>
Deferred inflows of resources	<u>-</u>	<u>-</u>
Fund balances:		
Committed	<u>364,536</u>	<u>323,595</u>
Total liabilities, deferred inflows of resources and fund balances	\$ <u>372,009</u>	\$ <u>329,977</u>

See independent auditor's report.

OAK RIDGE SCHOOLS
OAK RIDGE, TENNESSEE

Extended School Program Fund
Comparative Statements of Revenues, Expenditures and Changes
in Fund Balance

Years Ended June 30, 2025 and 2024

	<u>2025 Actual</u>	<u>2024 Actual</u>
Revenues:		
Charges for services	\$ 546,532	\$ 524,035
Total revenues	<u>546,532</u>	<u>524,035</u>
Expenditures:		
Non-instructional:		
Community service	<u>495,591</u>	<u>413,973</u>
Total expenditures	<u>495,591</u>	<u>413,973</u>
Revenues over (under) expenditures	50,941	110,062
Other financing sources (uses):		
Operating transfers - other funds	<u>(10,000)</u>	<u>(10,000)</u>
Net change in fund balance	40,941	100,062
Fund balance, beginning	<u>323,595</u>	<u>223,533</u>
Fund balance, ending	<u>\$ 364,536</u>	<u>\$ 323,595</u>

See independent auditor's report.

OAK RIDGE SCHOOLS
OAK RIDGE, TENNESSEE

Extended School Program Fund
Comparative Schedules of Revenues, Expenditures and Changes
in Fund Balance - Budget and Actual

Years Ended June 30, 2025 and 2024

	2025				2024			
	Original Budget	Final Budget	Actual	Variance with Final Budget	Original Budget	Final Budget	Actual	Variance with Final Budget
Revenues:								
Charges for services	\$ 497,695	\$ 497,695	\$ 546,532	\$ 48,837	\$ 446,100	\$ 446,100	\$ 524,035	\$ 77,935
Total revenues	497,695	497,695	546,532	48,837	446,100	446,100	524,035	77,935
Expenditures:								
Non-instructional:								
Community service	489,932	495,592	495,591	(1)	438,337	438,337	413,973	(24,364)
Total expenditures	489,932	495,592	495,591	(1)	438,337	438,337	413,973	(24,364)
Revenues over (under) expenditures	7,763	2,103	50,941	48,838	7,763	7,763	110,062	102,299
Other financing sources (uses):								
Operating transfers - other funds	(10,000)	(10,000)	(10,000)	-	(10,000)	(10,000)	(10,000)	-
Net change in fund balance	\$ (2,237)	\$ (7,897)	40,941	\$ 48,838	\$ (2,237)	\$ (2,237)	100,062	\$ 102,299
Fund balance, beginning			323,595				223,533	
Fund balance, ending			\$ 364,536				\$ 323,595	

See independent auditor's report.

OAK RIDGE SCHOOLS
OAK RIDGE, TENNESSEE

Central Cafeteria Fund
Comparative Balance Sheets

June 30, 2025 and 2024

<u>ASSETS</u>	<u>2025</u>	<u>2024</u>
Cash and cash equivalents	\$ 1,531,554	\$ 1,746,950
Inventories	18,891	18,799
Accounts receivable	334,642	5,458
Grants receivable	55,373	60,741
Prepaid items	1,405	-
	<u>1,941,865</u>	<u>1,831,948</u>
Total assets	<u>\$ 1,941,865</u>	<u>\$ 1,831,948</u>
<u>LIABILITIES, DEFERRED INFLOWS OF RESOURCES AND FUND BALANCE</u>		
Accounts payable	\$ 64,782	\$ 67,292
Due to other funds	148,977	11,655
	<u>213,759</u>	<u>78,947</u>
Total liabilities	<u>213,759</u>	<u>78,947</u>
Deferred inflows of resources	<u>32,064</u>	<u>57,392</u>
Fund balance:		
Nonspendable:		
Inventories	18,891	18,799
Prepaid items	1,405	-
Restricted for non-instructional - food service	<u>1,675,746</u>	<u>1,676,810</u>
Total fund balance	<u>1,696,042</u>	<u>1,695,609</u>
Total liabilities, deferred inflows of resources and fund balance	<u>\$ 1,941,865</u>	<u>\$ 1,831,948</u>

See independent auditor's report.

OAK RIDGE SCHOOLS
OAK RIDGE, TENNESSEE

Central Cafeteria Fund
Comparative Statements of Revenues, Expenditures and Changes
in Fund Balance

Years Ended June 30, 2025 and 2024

	<u>2025</u> Actual	<u>2024</u> Actual
Revenues:		
Charges for services	\$ 603,245	\$ 498,725
Federal and state government	2,151,856	1,917,029
Other income	<u>31,350</u>	<u>38,040</u>
Total revenues	<u>2,786,451</u>	<u>2,453,794</u>
Expenditures:		
Non-instructional:		
Food service	<u>2,786,018</u>	<u>2,829,011</u>
Total expenditures	<u>2,786,018</u>	<u>2,829,011</u>
Net change in fund balance	433	(375,217)
Fund balance, beginning	<u>1,695,609</u>	<u>2,070,826</u>
Fund balance, ending	<u>\$ 1,696,042</u>	<u>\$ 1,695,609</u>

See independent auditor's report.

OAK RIDGE SCHOOLS
OAK RIDGE, TENNESSEE

Central Cafeteria Fund
Comparative Schedules of Revenues, Expenditures and Changes
in Fund Balance - Budget and Actual

Years Ended June 30, 2025 and 2024

	2025				2024			
	Original Budget	Final Budget	Actual	Variance with Final Budget	Original Budget	Final Budget	Actual	Variance with Final Budget
Revenues:								
Charges for services	\$ 448,500	\$ 448,500	\$ 603,245	\$ 154,745	\$ 503,102	\$ 503,102	\$ 498,725	\$ (4,377)
Federal and state government	2,060,772	2,060,772	2,151,856	91,084	1,981,192	1,981,192	1,917,029	(64,163)
Other income	35,000	35,000	31,350	(3,650)	20,000	20,000	38,040	18,040
Total revenues	<u>2,544,272</u>	<u>2,544,272</u>	<u>2,786,451</u>	<u>242,179</u>	<u>2,504,294</u>	<u>2,504,294</u>	<u>2,453,794</u>	<u>(50,500)</u>
Expenditures:								
Non-instructional:								
Food service	<u>3,294,272</u>	<u>3,326,290</u>	<u>2,786,018</u>	<u>(540,272)</u>	<u>3,004,294</u>	<u>3,004,294</u>	<u>2,829,011</u>	<u>(175,283)</u>
Total expenditures	<u>3,294,272</u>	<u>3,326,290</u>	<u>2,786,018</u>	<u>(540,272)</u>	<u>3,004,294</u>	<u>3,004,294</u>	<u>2,829,011</u>	<u>(175,283)</u>
Net change in fund balance	<u>\$ (750,000)</u>	<u>\$ (782,018)</u>	433	<u>\$ 782,451</u>	<u>\$ (500,000)</u>	<u>\$ (500,000)</u>	(375,217)	<u>\$ 124,783</u>
Fund balance, beginning			<u>1,695,609</u>				<u>2,070,826</u>	
Fund balance, ending			<u>\$ 1,696,042</u>				<u>\$ 1,695,609</u>	

See independent auditor's report.

OAK RIDGE SCHOOLS
OAK RIDGE, TENNESSEE

Internal School Funds
Balance Sheet

June 30, 2025 and 2024

<u>ASSETS</u>	<u>2025</u>	<u>2024</u>
Cash and cash equivalents	\$ 1,474,192	\$ 1,429,001
Accounts receivable	<u>20,982</u>	<u>12,481</u>
Total assets	<u>\$ 1,495,174</u>	<u>\$ 1,441,482</u>
 <u>LIABILITIES AND FUND BALANCE</u>		
Accounts payable	\$ <u>2,252</u>	\$ <u>1,120</u>
Total liabilities	<u>2,252</u>	<u>1,120</u>
Fund balance:		
Restricted for education	<u>1,492,922</u>	<u>1,440,362</u>
Total fund balance	<u>1,492,922</u>	<u>1,440,362</u>
Total liabilities and fund balance	<u>\$ 1,495,174</u>	<u>\$ 1,441,482</u>

See independent auditor's report.

OAK RIDGE SCHOOLS
OAK RIDGE, TENNESSEE

Internal School Funds
Statement of Revenues, Expenditures and Changes
in Fund Balance

Years Ended June 30, 2025 and 2024

	<u>2025</u> <u>Actual</u>	<u>2024</u> <u>Actual</u>
Revenues:		
Contributions	\$ 1,795,249	\$ 1,682,345
Total revenues	<u>1,795,249</u>	<u>1,682,345</u>
Expenditures:		
School related expenditures	<u>1,742,689</u>	<u>1,550,739</u>
Total expenditures	<u>1,742,689</u>	<u>1,550,739</u>
Net change in fund balance	52,560	131,606
Fund balance, beginning	<u>1,440,362</u>	<u>1,308,756</u>
Fund balance, ending	<u>\$ 1,492,922</u>	<u>\$ 1,440,362</u>

See independent auditor's report.

OAK RIDGE SCHOOLS
OAK RIDGE, TENNESSEE

Comparative Statements of Fiduciary Net Position - Fiduciary Fund
Private Purpose Trust

June 30, 2025 and 2024

	<u>2025</u>	<u>2024</u>
<u>ASSETS</u>		
Cash and cash equivalents	\$ 111,363	\$ 116,669
Total assets	<u>\$ 111,363</u>	<u>\$ 116,669</u>
<u>LIABILITIES AND NET POSITION</u>		
Accounts payable	\$ -	\$ -
Total liabilities	<u>-</u>	<u>-</u>
Net position:		
Held in trust for scholarships	<u>111,363</u>	<u>116,669</u>
Total net position	<u>111,363</u>	<u>116,669</u>
Total liabilities and net position	<u>\$ 111,363</u>	<u>\$ 116,669</u>

See independent auditor's report.

OAK RIDGE SCHOOLS
OAK RIDGE, TENNESSEE

Comparative Statements of Changes in Fiduciary Net Position - Fiduciary Fund
Private Purpose Trust

Years Ended June 30, 2025 and 2024

	<u>2025 Actual</u>	<u>2024 Actual</u>
Additions:		
Investment income	\$ 5,688	\$ 5,776
Contributions	<u>6,165</u>	<u>16,000</u>
Total additions	<u>11,853</u>	<u>21,776</u>
Deductions:		
Scholarship awards	<u>17,159</u>	<u>8,650</u>
Total deductions	<u>17,159</u>	<u>8,650</u>
Change in net position	(5,306)	13,126
Net position, beginning	<u>116,669</u>	<u>103,543</u>
Net position, ending	<u><u>\$ 111,363</u></u>	<u><u>\$ 116,669</u></u>

See independent auditor's report.

OAK RIDGE SCHOOLS
OAK RIDGE, TENNESSEE

Schedule of Expenditures of Federal and State Awards

June 30, 2025

Federal Grantor/Pass-through Grantor/State Grantor	Program/ Cluster Name	Assistance Listing Number	Contract Number	Passed Through To Subrecipients	Expenditures
Federal Awards:					
Direct Funding:					
U.S. Department of Energy	Clinch River Environmental Studies Organization (CRESO)	81.104	DE-FG05-93OR22105	N/A	\$ 67,814
Total Program 81.104					<u>67,814</u>
U.S. Department of Education	Federal Impact Aid-Section 8003	84.041	S041B-2017-4752	N/A	63,197
Total Program 84.041					<u>63,197</u>
Total Direct Funding					<u>131,011</u>
Pass-through Funding:					
U.S. Department of Health and Human Services (HHS) through Anderson County, TN	Headstart	93.600	PA20	N/A	9,317
U.S. Department of Health and Human Services (HHS) through Anderson County, TN	Headstart	93.600	PA22	N/A	1,065,718
Total Program 93.600					<u>1,075,035</u>
U.S. Department of Education through TN Department of Education	IDEA-B	84.027A	Award #H027A230052	N/A	25,000
U.S. Department of Education through TN Department of Education	IDEA-B	84.027A	Award #H027A240052	N/A	1,301,085
Total Program 84.027A					<u>1,326,085</u>
U.S. Department of Education through TN Department of Education	IDEA Preschool	84.173A	Project #24-01200 Award #H173A230095	N/A	37,290
Total Program 84.173A					<u>37,290</u>

(Continued)

OAK RIDGE SCHOOLS
OAK RIDGE, TENNESSEE

Schedule of Expenditures of Federal and State Awards
(Continued)

June 30, 2025

Federal Grantor/Pass-through Grantor/State Grantor	Program/ Cluster Name	Assistance Listing Number	Contract Number	Passed Through To Subrecipients	Expenditures
Federal Awards (Continued):					
Pass-through Funding (Continued):					
U.S. Department of Education through TN Department of Education	Carl Perkins ACT	84.048A	Project #24--012000 Award #V048A240042	N/A	\$ 132,897
Total Program 84.048A					<u>132,897</u>
U.S. Department of Education through TN Department of Education	TSW	84.126	N/A	N/A	155,856
Total Program 84.126					<u>155,856</u>
U.S. Department of Agriculture through TN Department of Education	National School Lunch & Breakfast Program / After School Snacks	10.555	N/A	N/A	1,701,623
U.S. Department of Agriculture through TN Department of Education	USDA Commodity Rebate	10.555	N/A	N/A	8,744
Total Program 10.555					<u>1,710,367</u>
U.S. Department of Agriculture through TN Department of Education	USDA Summer Food Program	10.559	N/A	N/A	59,001
Total Program 10.559					<u>59,001</u>
					Total Child Nutrition Cluster
					<u>1,769,368</u>
U.S. Department of Agriculture through TN Department of Human Services	Child & Adult Care Food Program	10.558	N/A	N/A	211,358
Total Program 10.558					<u>211,358</u>
U.S. Department of Education through TN Department of Education	HQIM Literacy Implementation Networks	84.425	S371C200013-23	N/A	85,984
U.S. Department of Education through TN Department of Education	ESSER 3.0	84.425U	S425U210047	N/A	168,354

(Continued)

OAK RIDGE SCHOOLS
OAK RIDGE, TENNESSEE

Schedule of Expenditures of Federal and State Awards
(Continued)

June 30, 2025

Federal Grantor/Pass-through Grantor/State Grantor	Program/ Cluster Name	Assistance Listing Number	Contract Number	Passed Through To Subrecipients	Expenditures
Federal Awards (Continued):					
Pass-through Funding (Continued):					
U.S. Department of Education through TN Department of Education	Math Implementation	84.425	Project #24-012000 Award #S425D210047	N/A	\$ 2,750
U.S. Department of Education through TN Department of Education	ARP Homeless Grant	84.425W	Project #24-012000 Award #S425W230044-23A	N/A	17,559
Total Program 84.425					<u>274,647</u>
U.S. Department of Education through TN Department of Education	Title I - A	84.010A	Project #24-572-012000 Award #SO10A240042	N/A	894,156
Total Program 84.010A					<u>894,156</u>
U.S. Department of Education through TN Department of Education	Title IV - B	84.287C	Project #24-012000 Award #S287C240043	N/A	115,317
Total Program 84.287					<u>115,317</u>
U.S. Department of Education through TN Department of Education	Title III - A	84.365A	Project #24--01200 Award #S365A240042	N/A	28,031
Total Program 84.365A					<u>28,031</u>
U.S. Department of Education through TN Department of Education	Title II - A	84.367A	Project #24--012000 Award #S367A240040	N/A	165,145
Total Program 84.367A					<u>165,145</u>
U.S. Department of Education through TN Department of Education	Title IV - A	84.424A	Project #24--012000 Award #S424A240044	N/A	96,914
Total Program 84.424A					<u>96,914</u>

(Continued)

OAK RIDGE SCHOOLS
OAK RIDGE, TENNESSEE

Schedule of Expenditures of Federal and State Awards
(Continued)

June 30, 2025

Federal Grantor/Pass-through Grantor/State Grantor	Program/ Cluster Name	Assistance Listing Number	Contract Number	Passed Through To Subrecipients	Expenditures
Federal Awards (Continued):					
Pass-through Funding (Continued):					
U.S. Department of Education through TN Department of Education	Resilient School Communities	93.354	Project #24-012000 NU90TP922180	N/A	\$ 63,125
Total Program 93.354					<u>63,125</u>
Total Pass-through Funding					<u>6,345,224</u>
Total Federal Awards					<u>\$ 6,476,235</u>
State Awards:					
U.S. Department of Agriculture through TN Department of Education	Child Nutrition State Match	N/A	N/A	N/A	\$ 15,986
U.S. Department of Education through TN Department of Education	Tennessee System	N/A	S411C200066	N/A	22,500
U.S. Department of Education through TN Department of Education	Aviation Education Program	N/A	99-555-9925-24	N/A	33,000
U.S. Department of Education through TN Department of Education	Summer Learning Camp	N/A	N/A	N/A	386,912
U.S. Department of Education through TN Department of Education	Innovative School Models Grant	N/A	N/A	N/A	173,368
U.S. Department of Education through TN Department of Education	Summer Learning Transportation	N/A	N/A	N/A	92,698
Tennessee Department of Education	State Special Education Preschool Grant	N/A	N/A	N/A	101,178
Tennessee Department of Education	Voluntary Pre-K	N/A	N/A	N/A	453,803
Tennessee Department of Education	Public School Security Grant	N/A	N/A	N/A	<u>63,527</u>
Total State Awards					<u>\$ 1,342,972</u>
Total Federal and State Awards					<u>\$ 7,819,207</u>

See independent auditor's report.

OAK RIDGE SCHOOLS
OAK RIDGE, TENNESSEE

Notes to Schedule of Expenditures of Federal and State Awards

Year Ended June 30, 2025

Note A – Basis of Presentation

The accompanying schedule of federal and state awards (the Schedule) includes federal and state award activity of Oak Ridge Schools under programs of the federal and state governments for the year ended June 30, 2025. The information in this Schedule is presented in accordance with the requirements of Title 2 U.S. Code of Federal Regulations Part 200, Uniform Administrative Requirements, Cost Principles, and Audit Requirements for Federal Awards (Uniform Guidance). Because the Schedule presents only a selected portion of the operations of Oak Ridge Schools, it is not intended to and does not present the financial position, changes in net position, or cash flows of Oak Ridge Schools.

Note B – Summary of Significant Accounting Policies

- (1) Expenditures reported on the Schedule are reported on the modified accrual basis of accounting. Such expenditures are recognized following the cost principles contained in the Uniform Guidance and/or OMB Circular A87, *Cost Principles for State, Local, and Indian Tribal Governments*, wherein certain types of expenditures are not allowable or are limited as to reimbursement.
- (2) Oak Ridge Schools has elected to use an indirect cost rate of 6.40% for the following programs, as allowed under the Uniform Guidance:
 - a. TNSySTEMS
 - b. Title I
 - c. Title II
 - d. Title IV – 21st Century
 - e. Carl Perkins ACT
 - f. IDEA Discretionary
 - g. IDEA B
 - h. IDEA Preschool
 - i. ESSER
 - j. CRESO
 - k. Innovative High School
- (3) Oak Ridge Schools used a maximum allowed indirect cost rate of 2% for Title III & Title IV.

OAK RIDGE SCHOOLS
OAK RIDGE, TENNESSEE

Schedule of Noncash Federal Awards

June 30, 2025

<u>Federal Grantor/Pass-through Grantor/State Grantor</u>	<u>Program/ Cluster Name</u>	<u>Assistance Listing Number</u>	<u>Contract Number</u>	<u>Passed Through To Subrecipients</u>	<u>Expenditures</u>
Federal Awards:					
Noncash:					
U.S. Department of Agriculture through TN Department of Education	N/A	10.569	N/A	N/A	<u>\$ 155,144</u>

See independent auditor's report.

OAK RIDGE SCHOOLS
OAK RIDGE, TENNESSEE

Schedule of Changes in Long-Term Debt by Individual Issue

June 30, 2025

Description of Indebtedness	Original Amount of Issue	Interest Rate	Date of Issue	Last Maturity Date	Outstanding 6/30/2024	Issued During Period	Paid and/or Matured During Period	Refunded During Period	Outstanding 6/30/2025
Bonds Payable:									
TN General Obligation Refunding Bond - Series 2017	\$ 3,905,000	Variable (2)	11/10/2017	06/01/2033	\$ 2,451,169	\$ -	\$ 285,308	\$ -	\$ 2,165,861
TN General Obligation Bond - Series 2018	8,700,000	Variable (3)	12/18/2018	06/01/2043	7,780,000	-	285,000	-	7,495,000
TN General Obligation Refunding Bond - Series 2019	15,713,000	Variable (1)	09/13/2019	06/01/2038	9,731,000	-	611,000	-	9,120,000
TN General Obligation Refunding Bond - Series 2020A	9,000,000	Variable (4)	12/18/2020	06/01/2035	9,000,000	-	-	-	9,000,000
TN General Obligation Bond - Series 2020B	3,135,000	Variable (5)	12/18/2020	06/01/2027	2,835,000	-	100,000	-	2,735,000
TN General Obligation Refunding Bond - Series 2021A	25,735,000	Variable (1)	06/04/2021	06/01/2035	19,995,000	-	1,700,000	-	18,295,000
TN General Obligation Bond - Series 2021C	5,520,000	Variable (6)	09/24/2021	06/01/2041	4,865,000	-	220,000	-	4,645,000
TMBF Bonds - Series 2008	7,752,287	Variable (7)	04/16/2008	05/25/2027	<u>4,677,288</u>	<u>-</u>	<u>1,555,000</u>	<u>-</u>	<u>3,122,288</u>
Total Bonds Payable					<u>\$ 61,334,457</u>	<u>\$ -</u>	<u>\$ 4,756,308</u>	<u>\$ -</u>	<u>\$ 56,578,149</u>
Loans Payable:									
Loan Payable to EESI of TN, Loan	3,000,000	1.00%	01/01/2020	12/01/2031	<u>\$ 1,942,714</u>	<u>\$ -</u>	<u>\$ 250,692</u>	<u>\$ -</u>	<u>\$ 1,692,022</u>

- (1) Variable interest rate between 2.00 - 5.00%
- (2) Variable interest rate between 2.25 - 5.00%
- (3) Variable interest rate between 3.25 - 5.00%
- (4) Variable interest rate between 1.00 - 5.00%
- (5) Variable interest rate between 0.50 - 1.00%
- (6) Variable interest rate between 1.35 - 4.00%
- (7) Variable interest rate at June 30, 2025 is 3.45%

See independent auditor's report.

STATISTICAL SECTION (UNAUDITED)

OAK RIDGE SCHOOLS
OAK RIDGE, TENNESSEE

Net Position by Component
Last Ten Fiscal Years
(Accrual Basis of Accounting)

	2025	(Restated) 2024	2023	2022	2021	2020	2019	2018	2017	2016
Governmental activities:										
Net investment in capital assets	\$ 14,382,971	\$ 10,314,546	\$ 7,276,344	\$ (3,622,970)	\$ (8,264,370)	\$ (6,865,976)	\$ (4,268,288)	\$ (8,467,072)	\$ (10,064,996)	\$ (4,884,355)
Restricted	21,360,344	15,508,663	15,976,220	45,201,090	11,235,693	13,797,680	8,954,898	3,716,673	429,327	280,344
Unrestricted	9,343,774	14,362,270	12,654,953	(13,896,633)	6,800,312	(7,960,515)	(10,404,145)	(7,228,052)	(8,173,876)	(12,254,611)
	<u>\$ 45,087,089</u>	<u>\$ 40,185,479</u>	<u>\$ 35,907,517</u>	<u>\$ 27,681,487</u>	<u>\$ 9,771,635</u>	<u>\$ (1,028,811)</u>	<u>\$ (5,717,535)</u>	<u>\$ (11,978,451)</u>	<u>\$ (17,809,545)</u>	<u>\$ (16,858,622)</u>

Note: Fiscal year 2008 was the first year the Schools adopted GASB Statement No. 34. The governmental activities of the Schools is the primary department of the organization.

See independent auditor's report.

OAK RIDGE SCHOOLS
OAK RIDGE, TENNESSEE

Change in Net Position
Last Ten Fiscal Years
(Accrual Basis of Accounting)

	2025	(Restated) 2024	2023	2022	2021	2020	2019	2018	2017	(Restated) 2016
Expenses:										
Governmental activities:										
Instructional	\$ 46,290,589	\$ 48,403,520	\$ 41,372,399	\$ 40,040,318	\$ 37,718,145	\$ 37,165,827	\$ 34,986,630	\$ 34,790,175	\$ 34,240,037	\$ 30,156,746
Support services	31,172,122	30,711,095	26,857,189	25,355,564	24,154,069	20,757,959	20,828,817	21,134,627	21,335,813	22,725,143
Non-instructional	6,057,017	5,908,786	5,129,094	5,119,594	4,393,093	4,668,489	4,416,946	4,308,199	3,919,086	3,728,687
Other capital outlays	1,906,362	1,100,504	188,583	772,813	58,308	-	-	-	-	-
Internal School Fund	1,742,689	1,550,739	1,304,911	1,025,326	780,618	-	-	-	-	-
Pension expense	-	-	-	-	-	-	-	-	-	(342,633)
Interest on long-term debt	1,117,509	1,589,817	1,747,416	1,458,164	7,990,786	3,545,395	2,971,502	2,783,647	2,487,639	2,238,570
Total governmental activities expenses	88,286,288	89,264,461	76,599,592	73,771,779	75,095,019	66,137,670	63,203,895	63,016,648	61,982,575	58,506,513
Program revenues:										
Governmental activities:										
Charges for services:										
Instructional	370,944	322,860	341,101	344,829	313,071	225,678	250,092	269,261	5,348	289,396
Support services	-	-	-	-	-	-	-	-	-	18,435
Non-instructional	674,887	581,084	685,391	219,039	155,949	410,221	622,660	603,011	612,688	809,981
Operating grants and contributions:										
Instructional*	37,951,457	40,217,335	32,443,805	34,381,981	28,911,436	24,717,844	24,235,456	23,754,403	23,234,346	3,588,921
Support services	495,708	495,868	695,557	1,313,881	181,169	814,030	833,727	813,856	707,487	-
Non-instructional	3,239,324	2,840,375	2,851,044	4,388,414	2,903,740	3,406,446	3,514,473	3,575,967	2,888,786	1,959,932
Internal School Fund	1,795,249	1,682,345	1,515,848	1,053,980	730,330	-	-	-	-	-
Total governmental activities program revenues	44,527,569	46,139,867	38,532,746	41,702,124	33,195,695	29,574,219	29,456,408	29,016,498	27,428,655	6,666,665
Net expenses:	(43,758,719)	(43,124,594)	(38,066,846)	(32,069,655)	(41,899,324)	(36,563,451)	(33,747,487)	(34,000,150)	(34,553,920)	(51,839,848)
General revenues and other changes in net position:										
General revenues:										
Property taxes	12,985,263	13,037,241	12,532,336	12,607,917	11,702,900	11,445,587	10,592,827	10,393,227	10,520,679	10,085,357
Local options sales and mineral severance taxes	10,309,679	9,761,336	9,116,166	8,714,780	8,118,003	7,094,673	5,879,572	5,213,462	4,711,919	4,568,039
Mixed drink taxes	725	492	385	318	278	192	162	174	140	87
Other local sources	-	-	-	-	-	-	-	-	-	1,310,914
State of Tennessee - BEP	-	-	-	-	-	-	-	-	-	19,491,000
Federal government - unrestricted*	-	-	-	-	-	-	-	-	-	51,639
Investment income (loss)	1,112,036	1,013,650	616,490	68,824	92,158	136,533	183,638	94,856	40,311	18,601
Investment income (loss) - change in fair market value of swaps	-	-	-	-	8,617,220	(2,265,857)	(1,479,459)	995,446	1,967,643	(2,397,961)
Gain (loss) on sale and disposal of capital assets	(2,174)	(2,426)	(21,516)	-	-	-	-	-	(1)	(146)
Pension income	-	-	-	5,548,592	-	-	654,313	9,458	36,488	-
Contributions	80,345	66,107	134,887	12,868	228,094	110,456	104,927	104,310	205,350	-
OPEB income	469,620	436,896	343,514	359,914	300,617	-	-	-	-	-
Miscellaneous	603,541	644,483	808,130	414,164	359,861	380,465	519,818	443,984	494,966	-
Payments from component unit	-	-	-	-	-	-	-	-	-	63,271
Transfers from the City general fund	15,493,963	15,493,963	15,493,963	15,493,963	15,493,963	15,493,963	15,493,963	15,493,963	15,493,963	14,955,915
Transfer from the Schools general purpose school fund to the City debt service fund	(637,205)	(637,205)	(637,205)	(707,205)	(45,374,079)	(16,245,110)	(8,547,713)	-	-	-
Transfers from the equipment rental and replacement fund	-	-	-	-	-	-	-	-	-	(876,826)
Transfers from the City capital projects fund	1,529,339	604,405	7,731,418	6,080,087	349,289	4,854,012	9,626,477	564,276	57,715	335,410
Transfers from the City debt service fund	6,715,197	6,983,614	174,308	1,385,285	51,691,813	20,247,261	6,979,878	6,852,469	6,452,176	4,875,846
Total governmental activities	48,680,329	47,402,556	46,292,876	49,979,507	51,580,317	41,252,175	40,008,403	39,965,625	39,981,347	52,481,146
Change in governmental activities net position	\$ 4,901,610	\$ 4,277,962	\$ 8,226,030	\$ 17,909,852	\$ 9,680,993	\$ 4,688,724	\$ 6,260,916	\$ 5,965,475	\$ 5,427,427	\$ 641,298

Note: Fiscal year 2008 was the first year the Schools adopted GASB Statement No. 34.

* Beginning in fiscal year 2017, Basic Education Program funds are reported in Operating grants and contributions. Basic Education Program funds were previously reported as Instructional revenues and are no longer a separate line item under General revenues.

See independent auditor's report.

OAK RIDGE SCHOOLS
OAK RIDGE, TENNESSEE

Fund Balances of Governmental Funds
Last Ten Fiscal Years
(Modified Accrual Basis of Accounting)

Fiscal Year	General Purpose School Fund				All Other Government Funds			
	Non-Spendable	Restricted	Unrestricted (A)	Total	Non-Spendable	Restricted	Unrestricted (A)	Total
2016	\$ 73,867	\$ (1,724)	\$ 6,930,925	\$ 7,003,068	\$ -	\$ 278,213	\$ 58,254	\$ 336,467
2017	96,315	(7,883)	7,207,146	7,295,578	-	437,210	103,621	540,831
2018	112,824	2,578,271	7,837,033	10,528,128 *	43,195	624,821	101,217	769,233
2019	88,368	4,431,644	8,482,440	13,002,452 **	27,365	783,861	88,759	899,985
2020	41,429	3,695,684	9,980,665	13,717,778 ***	28,909	932,244	75,957	1,037,110
2021	2,115	2,027,107	11,654,847	13,684,069 ****	39,863	2,124,768	98,303	2,262,934
2022	5,400	1,426,168	15,336,354	16,767,922 *****	27,669	3,022,555	147,838	3,198,062
2023	594,622	1,226,463	15,259,631	17,080,716 *****	18,827	3,390,546	223,533	3,632,906
2024	39,243	1,456,087	19,996,825	21,492,155 *****	18,799	3,144,904	323,595	3,487,298
2025	191,624	1,297,753	21,405,328	22,894,705 *****	18,891	3,206,592	364,536	3,590,019

Note: (A) Unrestricted fund balance includes committed, assigned, and unassigned amounts.

* Includes unspent bond proceeds of \$2,575,267.

** Includes unspent bond proceeds of \$4,320,986.

*** Includes unspent bond proceeds of \$3,458,913.

**** Includes unspent bond proceeds of \$1,574,367.

***** Includes unspent bond proceeds of \$836,534.

***** Includes unspent bond proceeds of \$457,764.

***** Includes unspent bond proceeds of \$444,085.

***** Includes unspent bond proceeds of \$0.

See independent auditor's report.

OAK RIDGE SCHOOLS
OAK RIDGE, TENNESSEE

Changes in Fund Balances of Governmental Funds
Last Ten Fiscal Years
(Modified Accrual Basis of Accounting)

	2025	2024	2023	2022	2021	2020	2019	2018	2017	2016
Revenues:										
Local taxes	\$ 23,295,667	\$ 22,799,069	\$ 21,648,867	\$ 21,323,015	\$ 19,621,180	\$ 18,540,452	\$ 16,472,561	\$ 15,606,862	\$ 15,232,737	\$ 14,653,483
Charges for services	1,526,557	1,350,450	1,405,688	888,294	700,478	909,659	1,161,953	1,142,086	1,112,544	1,099,377
Other local sources	1,166,043	1,112,789	826,874	141,432	367,897	349,569	446,670	355,932	428,331	108,410
State of Tennessee - TISA/BEP	33,121,705	31,635,844	25,186,985	23,708,368	23,279,248	22,869,340	22,210,310	21,413,738	20,286,000	19,491,000
State of Tennessee - Other	1,800,803	3,130,568	1,697,430	1,368,788	1,185,950	980,518	1,051,170	1,089,604	936,791	831,777
State of TN - On-behalf payments	-	-	-	-	-	-	-	-	-	-
Federal government	6,683,812	8,717,770	9,028,662	14,922,571	7,484,559	5,483,217	5,326,296	5,255,766	5,237,683	4,922,293
Other local revenues	1,795,249	1,882,345	1,515,848	1,053,980	730,330	-	-	-	-	-
Capital lease proceeds	-	-	-	-	-	-	-	-	-	1,511,253
SRT investment income	111,864	83,793	45,373	27,883	73,380	-	-	-	-	-
Other	117,456	150,544	385,393	86,665	73,967	-	68,395	152,686	167,933	1,075,597
Total revenues	69,619,156	70,663,172	61,741,140	63,520,996	53,696,989	49,132,755	46,737,355	45,016,674	43,402,019	43,693,190
Expenditures:										
Instructional	42,087,620	41,454,834	39,386,970	39,194,042	36,421,605	34,470,126	33,532,008	33,013,509	32,479,204	33,538,970
Support services	30,122,486	30,419,701	27,155,342	25,733,060	24,532,122	22,841,155	22,260,854	21,353,498	21,375,087	19,461,674
Non-instructional	7,785,443	7,449,109	6,687,657	6,331,221	5,641,357	4,839,309	4,607,230	4,366,070	3,903,789	3,781,123
Capital outlays	4,497,233	2,527,860	2,808,512	9,110,536	2,585,290	5,615,616	8,427,627	4,907,084	273,743	299,801
Debt service - principal	5,013,877	4,867,942	5,451,144	5,084,641	4,561,884	4,412,234	4,596,075	4,467,419	4,284,200	21,948,400
Debt service - interest	1,708,320	2,122,672	2,266,361	2,200,645	2,043,055	2,894,861	2,808,803	2,610,050	2,592,976	2,719,800
Other	-	-	-	-	-	-	-	-	-	-
Total expenditures	91,215,179	88,842,118	83,755,986	87,654,145	75,785,313	75,073,301	76,232,597	70,717,630	64,908,999	81,749,768
Excess (deficiency) of revenues over expenditures	(21,596,023)	(18,178,946)	(22,014,846)	(24,133,149)	(22,088,324)	(25,940,546)	(29,495,242)	(25,700,956)	(21,506,980)	(38,056,576)
Other financing sources (uses):										
Transfers in - from City	23,738,499	23,081,962	23,399,689	22,959,335	22,448,191	24,350,126	23,552,605	22,710,708	22,003,854	39,186,566
Current refunding of bonds	-	-	-	-	-	-	-	-	-	-
Contribution from City - debt	-	-	-	-	9,088	-	-	-	-	-
Refunding bonds issued	-	-	-	-	-	-	-	-	-	-
Premium of refunding bonds issued	-	-	-	463,766	4,632,786	-	-	-	-	-
General obligation bonds issued	-	-	-	-	-	-	-	-	-	-
Cost of issuance	-	-	-	(46,513)	(269,741)	-	-	-	-	-
Underwriter's discount	-	-	-	(37,253)	(238,295)	-	-	-	-	-
Transfers in - other funds	284,387	327,973	325,705	405,927	219,815	200,112	194,482	221,313	172,672	63,651
Transfers out - other funds	(284,387)	(327,973)	(325,705)	(405,927)	(219,815)	(200,112)	(194,482)	(221,313)	(172,672)	-
Transfer out - City for debt service	(637,205)	(637,205)	(637,205)	(707,205)	(287,205)	-	-	-	-	-
Bond refunding	-	-	-	-	(38,924,088)	(13,802,239)	-	-	-	-
Bond proceeds	-	-	-	5,520,000	40,445,000	16,245,110	8,547,713	6,413,196	-	-
Swap termination fees	-	-	-	-	(5,654,750)	-	-	-	-	-
Capitalized lease proceeds	-	-	-	-	-	-	-	-	-	-
Total other financing sources (uses)	23,101,294	22,444,777	22,762,484	28,152,130	22,160,986	26,792,997	32,100,318	29,123,904	22,003,854	39,250,217
Net change in fund balances	1,505,271	4,265,831	747,638	4,018,981	72,662	852,451	2,805,076	3,422,948	496,874	1,193,639
Fund balance, beginning, as previously stated	24,979,453	20,713,622	19,965,984	15,947,003	14,754,888	13,902,437	11,297,361	7,836,409	7,339,535	6,145,896
Prior period adjustment	-	-	-	-	1,119,453	-	-	38,004	-	-
Fund balance, beginning, as restated	24,979,453	20,713,622	19,965,984	15,947,003	15,874,341	13,902,437	11,297,361	7,874,413	7,339,535	6,145,896
Fund balance, ending	\$ 26,484,724	\$ 24,979,453	\$ 20,713,622	\$ 19,965,984	\$ 15,947,003	\$ 14,754,888	\$ 13,902,437	\$ 11,297,361	\$ 7,836,409	\$ 7,339,535

Note: Includes General Purpose School Fund, School Federal Projects Fund, Other Education Special Revenue Fund, Extended School Program Fund, and Cafeteria Fund (Governmental Funds).

See independent auditor's report.

OAK RIDGE SCHOOLS
OAK RIDGE, TENNESSEE

Local Tax Revenues by Source of All Governmental Funds
Last Ten Fiscal Years
(Modified Accrual Basis of Accounting)

Fiscal Year	Property Taxes	Local Option Sales Tax	Mineral Severance Tax	Mixed Drink Tax	Total
2016	\$ 10,085,357	\$ 4,568,039	\$ -	\$ 87	\$ 14,653,483
2017	10,520,679	4,711,403	515	140	15,232,737
2018	10,393,227	5,213,462	43	174	15,606,906
2019	10,592,827	5,879,500	72	162	16,472,561
2020	11,445,587	7,094,673	-	192	18,540,452
2021	11,702,900	8,117,997	5	278	19,821,180
2022	12,607,917	8,714,780	-	318	21,323,015
2023	12,532,336	9,116,166	-	385	21,648,887
2024	13,037,241	9,761,336	-	492	22,799,069
2025	12,985,263	10,309,679	-	725	23,295,667

See independent auditor's report.

OAK RIDGE SCHOOLS
OAK RIDGE, TENNESSEE

Appraised and Assessed Value of Taxable Property
Last Ten Fiscal Years

Fiscal Year	Tax Year	Real Property (1a)		Personal Property (1b)		Public Utility Property (1c)		Total		(2) Total Direct Tax Rate In/Out	Ratio of Total Assessed to Total Appraised Value
		Appraised Value	Assessed Value	Appraised Value	Assessed Value	Appraised Value	Assessed Value	Appraised Value	Assessed Value		
Anderson County											
2025	2024	\$ 11,400,074,363	\$ 1,833,022,105	\$ 926,280,912	\$ 169,843,667	\$ 73,247,629	\$ 31,972,590	\$ 12,399,602,904	\$ 2,034,838,362	2.31/2.46	16.41%
2024	2023	8,644,576,054	1,803,414,860	930,655,410	211,151,852	85,743,047	37,426,840	9,660,974,511	2,051,993,552	2.31/2.46	21.24%
2023	2022	8,467,597,550	1,761,495,615	881,517,606	200,879,898	86,191,638	37,622,650	9,435,306,794	1,999,998,163	2.31/2.46	21.20%
2022	2021	6,065,575,600	1,730,977,510	850,359,447	255,502,989	112,559,022	49,132,013	7,028,494,069	2,035,612,512	2.31/2.46	28.96%
2021	2020	5,988,029,500	1,703,450,615	795,652,036	238,695,721	80,961,689	44,528,929	6,844,643,225	1,986,675,265	2.31/2.69	29.03%
2020	2019	5,883,757,907	1,679,670,564	727,543,307	194,730,039	69,487,060	38,217,883	6,680,788,274	1,912,618,486	2.56/2.69	28.63%
2019	2018	5,085,896,000	1,638,277,474	608,890,153	174,652,889	71,503,836	39,327,110	5,766,289,989	1,852,257,473	2.54/2.59	32.12%
2018	2017	5,083,535,000	1,462,664,725	609,152,390	174,726,476	72,272,218	39,749,720	5,764,959,608	1,677,140,921	2.52/2.59	29.09%
2017	2016	5,033,206,000	1,447,855,685	565,160,540	161,601,506	83,899,584	46,144,771	5,682,266,124	1,655,601,962	2.52/2.59	29.14%
2016	2015	4,983,179,900	1,432,911,060	523,996,186	157,198,953	83,780,171	46,079,094	5,590,956,257	1,636,189,107	2.35/2.53	29.26%
Roane County											
2025	2024	\$ 8,586,734,808	\$ 1,435,019,090	\$ 281,299,832	\$ 59,237,657	\$ 67,725,675	\$ 29,562,257	\$ 8,935,760,315	\$ 1,523,819,004	2.31/2.34	17.05%
2024	2023	7,082,894,448	1,404,416,775	266,230,821	65,599,170	81,390,394	35,526,907	7,430,515,663	1,505,542,852	2.31/2.34	20.26%
2023	2022	6,890,579,046	1,368,733,955	241,461,571	54,774,514	76,066,653	33,203,094	7,208,107,270	1,456,711,563	2.31/2.34	20.21%
2022	2021	4,883,799,900	1,325,419,095	226,831,194	68,049,488	99,552,630	43,454,723	5,210,183,724	1,436,923,306	2.31/2.28	27.58%
2021	2020	5,247,562,500	1,311,890,625	278,542,350	83,562,705	76,953,136	42,324,225	5,603,057,986	1,437,777,555	2.26/2.31	25.66%
2020	2019	4,730,728,120	1,182,682,030	275,139,257	82,541,777	94,731,593	37,892,637	5,100,598,970	1,303,116,444	2.45/2.56	25.55%
2019	2018	4,594,840,586	1,164,831,990	192,885,053	57,462,292	93,267,487	40,711,258	4,880,993,126	1,263,005,540	2.52/2.35	25.88%
2018	2017	4,569,702,257	1,158,529,680	187,945,813	56,030,910	94,150,564	41,096,721	4,851,798,634	1,255,657,311	2.54/2.35	25.88%
2017	2016	4,609,054,400	1,157,943,685	196,316,395	60,878,733	166,869,205	72,838,408	4,972,240,000	1,291,660,826	2.35/2.52	25.98%
2016	2015	4,505,746,911	1,157,867,504	174,165,177	52,249,553	97,149,897	42,405,930	4,777,061,985	1,252,522,987	1.97/2.18	26.22%

Notes: (1) Assessment Rates are set by Tennessee State Law as follows:

(a) Real Property:

Residential and Farm at 25 percent of value
Commercial and Industrial at 40 percent of value

(b) Personal Property at 30 percent of value

(c) Railroads at 40 percent of value and other Public Utilities at 55 percent of value

(2) "In" means inside the City of Oak Ridge. "Out" means outside the City of Oak Ridge's corporate limits or county-wide (County tax).

Sources: 2018 Tax Aggregate Report of Tennessee provided by the Tennessee Comptroller Treasury, Division of Property Assessments.
Anderson County, Tennessee, Finance Department
Roane County, Tennessee, Finance Department

See independent auditor's report.

OAK RIDGE SCHOOLS
OAK RIDGE, TENNESSEE

Property Tax Rates
Direct and Overlapping Governments
Last Ten Fiscal Years

Fiscal Year	City of Oak Ridge	Anderson County	Roane County
2025	\$2.31	\$2.46	\$2.34
2024	2.31	2.46	2.34
2023	2.31	2.46	2.34
2022	2.31	2.46	2.28
2021	2.31 (1)	2.46 (1)	2.26 (1)
2020	2.56	2.69	2.45
2019	2.54	2.59	2.35
2018	2.52	2.59	2.35
2017	2.52	2.59	2.35
2016	2.52 (1)	2.59 (1)	2.35 (1)

Notes: The City of Oak Ridge is located in two Tennessee Counties: Anderson and Roane.

Overlapping rates are those of county governments that apply to property owners within the City of Oak Ridge. Approximately 16.3% of the taxable parcels (2,161 of 13,279) are located in the Roane County portion of the City.

The City's basic property tax rate may be increased only by a majority vote of the Oak Ridge City Council.

The City's base tax rate is the total direct rate.

- (1) Each governmental unit operates under different property tax assessment rolls which were certified at the time of their most recent reappraisal programs (Oak Ridge, Anderson County and Roane County - 2015 (fiscal year 2016) and 2020 (fiscal year 2021)).

See independent auditor's report.

OAK RIDGE SCHOOLS
OAK RIDGE, TENNESSEE

Principal Property Taxpayers
Current Tax Year and Nine Years Ago

Taxpayer	Type of Business	Tax Year 2025			Tax Year 2016*		
		Taxable Assessed Value	Rank	Percentage of Total Assessed Value	Taxable Assessed Value	Rank	Percentage of Total Assessed Value
UT-Battelle (ORNL)	Management Contractor (ORNL)	\$ 37,867,119	1	3.78%	\$ 49,511,551	1	6.21%
Oak Ridge Projects LLC	Real Estate Developer	36,218,510	2	3.62%	36,006,346	2	4.52%
TN Oak Ridge Rutgers, LLC	Real Estate Developer	11,596,800	3	1.16%	10,916,004	6	1.37%
Methodist Medical Center	Health Services	9,762,280	4	0.97%	-	-	-
R&R Properties/Richard Chinn	Property Management	8,562,170	5	0.86%	11,570,157	4	1.45%
Mack Centennial, LLC	Apartment Complex	8,225,600	6	0.82%	-	-	-
CS1031 Summit Place BFR Housing, DST	Build-for-Rent Community	7,788,120	7	0.78%	-	-	-
Oak Ridge Properties LLC (Wilkinson Realty)	Apartment Complexes	7,660,720	8	0.77%	-	-	-
Oak Ridge Tech Center Oak Ridge Corp Partners	Office Complex	7,597,560	9	0.76%	11,338,143	5	1.42%
B&B Properties	Property Management	6,492,520	10	0.65%	-	-	-
Energy Solutions(Scientific Ecology Group) (AKA GTS Duratek)	Environmental Services	-			13,071,873	3	1.64%
BellSouth	Communications	-			7,072,338	7	0.89%
Kroger Company	Grocery Retailer	-			6,952,450	8	0.87%
Wilkinson Realty	Apartment Complexes	-			6,939,430	9	0.87%
CARE GSL Oak Ridge PropC LLC	Assisted Living	-			6,533,320	10	0.82%
		<u>\$ 141,771,399</u>		<u>14.17%</u>	<u>\$ 159,911,612</u>		<u>20.06%</u>

Source: City Finance Department

Note: Does not include in-lieu of tax payments.

See independent auditor's report.

OAK RIDGE SCHOOLS
OAK RIDGE, TENNESSEE

Property Tax Levies and Collections
Last Ten Fiscal Years

Fiscal Year Ended June 30	Tax Year	Total Tax Levy for Fiscal Year	Collected within the Fiscal Year of the Levy		Collections in Subsequent Years (1)	Total Collections to Date		Uncollected Taxes to Date	
			Amount Collected	Percentage of Levy		Amount Collected	Percentage of Levy	Amount	Percentage of Levy
Anderson County									
2025	2024	\$ 51,950,435	\$ 50,043,709	96.33%	\$ -	\$ 50,043,709	96.33%	\$ 1,906,726	3.67%
2024	2023	52,435,133	50,373,340	96.07%	1,501,125	51,874,465	98.93%	560,668	1.07%
2023	2022	51,126,107	49,133,476	96.10%	1,579,897	50,713,373	99.19%	412,734	0.81%
2022	2021	52,113,017	50,160,401	96.25%	1,795,766	51,956,167	99.70%	156,850	0.30%
2021	2020	50,869,848	47,902,030	94.17%	2,887,416	50,789,446	99.84%	80,402	0.16%
2020	2019	48,091,880	45,879,445	95.40%	2,153,194	48,032,639	99.88%	59,241	0.12%
2019	2018	45,375,560	42,314,423	93.25%	3,036,798	45,351,221	99.95%	24,339	0.05%
2018	2017	44,517,403	42,113,903	94.60%	2,323,277	44,437,180	99.82%	80,223	0.18%
2017	2016	44,203,194	41,919,681	94.83%	2,203,416	44,123,097	99.82%	80,097	0.18%
2016	2015	42,877,374	40,768,406	95.08%	2,022,361	42,790,767	99.80%	86,607	0.20%
City of Oak Ridge									
2025	2024	\$ 23,232,833	\$ 22,523,738	96.95%	\$ -	\$ 22,523,738	96.95%	\$ 709,095	3.05%
2024	2023	23,099,318	22,390,875	96.93%	390,287	22,781,162	98.62%	318,156	1.38%
2023	2022	22,228,926	21,271,131	95.69%	811,713	22,082,844	99.34%	146,082	0.66%
2022	2021	22,133,006	21,511,750	97.19%	541,434	22,053,184	99.64%	79,822	0.36%
2021	2020	21,773,441	20,987,903	96.39%	721,338	21,709,241	99.71%	64,200	0.29%
2020	2019	21,869,529	21,088,802	96.43%	702,677	21,791,479	99.64%	78,050	0.36%
2019	2018	20,681,132	19,877,576	96.11%	741,083	20,618,659	99.70%	62,473	0.30%
2018	2017	20,201,303	19,596,550	97.01%	538,145	20,134,695	99.67%	66,608	0.33%
2017	2016	20,007,493	19,527,803	97.60%	473,163	20,000,966	99.97%	6,527	0.03%
2016	2015	19,984,133	19,129,012	95.72%	850,118	19,979,130	99.97%	5,003	0.03%

- Notes (1) Collections in subsequent years include amounts collected by the Trustee's Office after June 30 of each year and amounts collected by the Clerk and Master in Chancery Court.
(2) Source is the Anderson County, Tennessee Finance Department.
(3) On September 20, 2004, City Council authorized the Anderson County Delinquent Tax Attorney to collect City of Oak Ridge delinquent real property taxes in consolidation with the collection of Anderson County delinquent taxes. As real property becomes eligible for a delinquent property tax sale under Tennessee State law, the City is turning those delinquencies over to the Anderson County Delinquent Tax Attorney for collection.
(4) Roane County information is not available.

See independent auditor's report.

OAK RIDGE SCHOOLS
OAK RIDGE, TENNESSEE

Direct and Overlapping Local Option Sales Tax Rates
Last Ten Fiscal Years

Fiscal Year	Direct Rate	Overlapping Rates	
	City of Oak Ridge	Anderson County	Roane County
2016	2.75	2.75	2.50
2017	2.75	2.75	2.50
2018	2.75	2.75	2.50
2019	2.75	2.75	2.50
2020	2.75	2.75	2.50
2021	2.75	2.75	2.50
2022	2.75	2.75	2.50
2023	2.75	2.75	2.50
2024	2.75	2.75	2.50
2025	2.75	2.75	2.50

Sources: City of Oak Ridge Finance Department and Tennessee Department of Revenue

Note: The sales tax rates may be changed by a vote of the Oak Ridge City Council, Anderson County Commission, Roane County Commission or by voter referendum

See independent auditor's report.

OAK RIDGE SCHOOLS
OAK RIDGE, TENNESSEE

Ratios of Outstanding Debt by Type
Last Ten Fiscal Years

Fiscal Year	General Obligation Bonds (1)	QZAB Bonds (1)	Notes Payable	Capitalized Outlay Obligations	Capitalized Lease Obligations	Total Outstanding Debt	Debt Per Capita
2025	\$ 53,455,861	\$ -	\$ 3,122,288	\$ 1,692,022	\$ -	\$ 58,270,171	\$ 1,856
2024	56,657,169	-	4,677,288	1,942,714	-	63,277,171	2,015
2023	60,495,072	-	5,452,288	2,190,910	-	68,138,270	2,170
2022	64,094,571	-	7,052,288	2,436,634	-	73,583,493	2,343
2021	62,945,936	-	7,522,288	2,679,910	-	73,148,134	2,329
2020	39,326,625	509,419	33,432,288	2,920,774	-	76,189,106	2,598
2019	41,124,149	1,018,837	33,507,288	2,508,196	-	78,158,470	2,665
2018	36,251,337	1,528,255	33,507,288	2,508,196	411,754	74,206,830	2,530
2017	35,905,414	2,037,674	33,507,288	-	810,677	72,261,053	2,463
2016	32,913,206	2,547,093	33,507,287	-	1,199,318	70,166,904	2,392

- Notes: (1) Does not include unamortized bond discounts and premiums.
(2) FY 2008 is the first year the Schools adopted GASB Statement No. 34.
(3) Per Capita after FY 2009 is based upon the 2010 census population of 29,330, and per Capita after FY 2019 is based upon the 2020 census population of 31,402.
(4) Personal Income information not available.

See independent auditor's report.

OAK RIDGE SCHOOLS
OAK RIDGE, TENNESSEE

Ratios of General Bonded Debt Outstanding
Last Ten Fiscal Years

Fiscal Year	General Obligation Bonds	Percentage of Estimated Actual Taxable Appraised Value of Property	Debt Per Capita
2025	\$53,455,861	1.38%	\$ 1,702
2024	56,657,169	0.66%	1,804
2023	60,495,072	0.71%	1,926
2022	64,094,571	0.91%	2,041
2021	62,945,936	0.92%	2,005
2020	39,326,625	0.53%	1,252
2019	41,124,149	0.61%	1,402
2018	36,251,337	0.55%	1,236
2017	35,905,414	0.58%	1,224
2016	32,913,206	0.54%	1,122

- Notes: (1) FY 2008 is the first year the Schools adopted GASB Statement No. 34.
(2) Per Capita after FY 2009 is based upon the 2010 census population of 29,330 and per Capita after FY 2019 is based upon the 2020 census population of 31,402.
(3) See the Schedule of Appraised and Assessed Value of Taxable Property.
(4) Property Values are for Anderson County Only.

See independent auditor's report.

OAK RIDGE SCHOOLS
OAK RIDGE, TENNESSEE

Demographic Statistics
1980, 1990 and 2000 Census Year Information and Last Ten Fiscal Years

Fiscal Year	(1) Population	Personal Income	(2) Per Capita Income	(2) Median Age	(2) Unemployment Rate	School Enrollment (4)
1980	27,662	\$ 255,707,528	\$ 9,244 (1)	35.0 (1)	5.4% (1)	5,274
1990	27,310	482,321,910	17,661 (1)	39.6 (1)	4.9% (1)	4,432
2000	27,387	679,005,891	24,793 (1)	43.4 (1)	3.2% (1)	4,491
2016	29,330	919,700,810	31,357	43.2	4.7%	4,660
2017	29,330	928,910,430	31,671	42.3	4.8%	4,592
2018	29,330	952,051,800	32,460	40.7	4.2%	4,631
2019	29,330	987,277,130	33,661	41.3	4.0%	4,679
2020	31,402	1,009,888,320	32,160 (1)	39.3	8.4%	4,820
2021	31,402	1,084,813,492	34,546	39.5	5.2%	4,628
2022	31,402	1,159,204,830	36,915	39.9	3.8%	4,811
2023	31,402	1,286,508,538	40,969	39.2	3.9%	4,873
2024	31,402	(3)	(3)	(3)	3.4%	5,059
2025	31,402	(3)	(3)	(3)	4.0%	5,076

(1) Source: U.S. Census Bureau. Statistic is for the City of Oak Ridge.

(2) Source: East Tennessee Development District/Bureau of Economic Analysis and Tennessee Department of Labor and Workforce Development. Statistic is for Anderson County. Information is maintained on a county basis and is unavailable for the City of Oak Ridge as a separate entity in a non-census year. The City comprises approximately 38% of Anderson County.

(3) Data Not Available

(4) Source: Oak Ridge Schools

See independent auditor's report.

OAK RIDGE SCHOOLS
OAK RIDGE, TENNESSEE

Principal Employers
Current Year and Nine Years Ago

Employer	2025			2016		
	Employees	Rank	Percentage of Total City Employment	Employees	Rank	Percentage of Total City Employment
Consolidated Nuclear Services (CNS) (Y-12)	5,859	1	16.25%	4,500	1	12.94%
UT-Battelle (ORNL)	5,594	2	15.51%	4,400	2	12.65%
UCOR	1,640	3	4.55%	1,383	3	3.98%
Oak Ridge Schools	1,323	4	3.67%	652	5	1.87%
Methodist Medical Center	1,194	5	3.31%	1,175	4	3.38%
Oak Ridge Associated Universities	988	6	2.74%	549	7	1.58%
Foundever (formerly Sitel)	678	7	1.88%	500	9	1.44%
ORNL Federal Credit Union	499	8	1.38%	412	10	1.18%
Science Applications Int'l Corp. (SAIC)	443	9	1.23%	546	8	1.57%
City of Oak Ridge	433	10	1.20%	N/A	N/A	N/A
Energy Solutions (AKA Duratek, Scientific Ecology Group, Inc.)	N/A	N/A	N/A	625	6	1.80%
	<u>18,651</u>		<u>51.72%</u>	<u>14,742</u>		<u>42.39%</u>

Source: Oak Ridge Chamber of Commerce, Tennessee Department of Labor and Workforce Development and Oak Ridge Schools

Notes: The City of Oak Ridge resides in two counties, Anderson and Roane. For the Percentage of Total City Employment, Anderson County's Civilian Workforce was used.

See independent auditor's report.

OAK RIDGE SCHOOLS
OAK RIDGE, TENNESSEE

Full-Time Equivalent School Employees
Last Ten Fiscal Years

<u>Fiscal Year</u>	<u>Teachers</u>	<u>Non-Teachers</u>	<u>Total</u>
2016	405.88	246.68	652.56
2017	399.63	260.76	660.39
2018	398.68	264.26	662.94
2019	399.28	268.05	667.33
2020	380.68	289.10	669.78
2021	390.86	279.35	670.21
2022	392.78	287.65	680.43
2023	410.27	295.80	706.07
2024	424.62	306.35	730.97
2025	447.12	286.97	734.09

Source: All numbers taken from appendices of Board of Education approved budgets.

See independent auditor's report.

OAK RIDGE SCHOOLS
OAK RIDGE, TENNESSEE

Enrollment, Membership, and Attendance Data
Last Ten Fiscal Years

	2016	2017	2018	2019	2020	2021	2022	2023	2024	2025
Enrollment (A)	4,660	4,592	4,631	4,679	4,820	4,628	4,811	4,873	5,059	5,076
Average Daily Membership (A)	4,403	4,383	4,400	4,446	4,531	4,469	4,541	4,688	4,770	4,798
Average Daily Attendance (A)	4,189	4,193	4,182	4,238	4,383	4,268	4,348	4,461	4,571	4,582
Teacher/Pupil Ratio (B)	11.5	11.5	11.8	11.7	12.7	11.8	12.3	11.8	11.9	11.4
Number Graduating (B)	315	310	279	289	350	386	328	372	385	346
Avg. Test Scores (ACT) (B)	23.1	22.9	23.3	21.4	22.7	22.7	21.8	21.4	21.0	21.5
Number of Graduated Going to College (B)	231	273	247	215	245	220	261	289	276	335
Number of Free and Reduced Students (C)	2,573	2,341	2,253	2,268	2,347	1,945	1,845	1,975	2,427	2,189
Number of Student Meals Served (Lunch) (C)	352,915	381,713	361,977	376,161	388,122	280,426	469,015	249,389	488,392	584,706

Sources of Information:

- (A) Technology Department
- (B) Instructional Coordinator
- (C) Food Service Director

See independent auditor's report.

OAK RIDGE SCHOOLS
OAK RIDGE, TENNESSEE

Capital Assets Statistics by Function
Last Ten Fiscal Years

Function	2016	2017	2018	2019	2020	2021	2022	2023	2024	2025
Elementary Schools	4	4	4	4	4	4	4	4	4	4
Middle Schools	2	2	2	2	2	2	2	2	2	2
High Schools	1	1	1	1	1	1	1	1	1	1
Football Fields	3	3	3	3	3	3	3	3	3	3
Soccer Fields	1	1	1	1	1	1	1	1	1	1
Track Fields	3	3	3	3	3	3	3	3	3	3
Buses	29	27	20	18	7	6	6	6	4	4

See independent auditor's report.

INTERNAL CONTROL AND COMPLIANCE SECTION

BROWN JAKE & McDANIEL, PC
CERTIFIED PUBLIC ACCOUNTANTS
2607 KINGSTON PIKE, SUITE 110
KNOXVILLE, TENNESSEE 37919-3336
865/637-8600 • fax: 865/637-8601
www.bjmpc.com

JOE L. BROWN, CPA, CGFM, CGMA
FRANK D. McDANIEL, CPA, CGFM, CGMA
TERRY L. MOATS, CPA, CGFM, CGMA
JAMES E. BOOHER, CPA, CGMA
HALEY S. SLAGLE, CPA, CGMA

MEMBERS
AMERICAN INSTITUTE OF
CERTIFIED PUBLIC ACCOUNTANTS

INDEPENDENT AUDITOR'S REPORT ON INTERNAL CONTROL OVER FINANCIAL REPORTING
AND ON COMPLIANCE AND OTHER MATTERS BASED ON AN AUDIT OF FINANCIAL STATEMENTS
PERFORMED IN ACCORDANCE WITH *GOVERNMENT AUDITING STANDARDS*

Board of Education
Oak Ridge Schools
Oak Ridge, Tennessee

We have audited, in accordance with the auditing standards generally accepted in the United States of America and the standards applicable to financial audits contained in *Government Auditing Standards* issued by the Comptroller General of the United States, the financial statements of the governmental activities, the aggregate discretely presented component units, each major fund, and the aggregate remaining fund information of the Oak Ridge Schools (the Schools), Oak Ridge, Tennessee, a special revenue fund of the City of Oak Ridge, Tennessee, as of and for the year ended June 30, 2025, and the related notes to the financial statements, which collectively comprise the Schools' basic financial statements, and have issued our report thereon dated December 15, 2025. Our report includes a reference to other auditors who audited the financial statements of the Oak Ridge Public Schools Education Foundation, Inc. (the Foundation), a discretely presented component unit, as described in our report on the Schools' financial statements. This report does not include the results of the other auditors' testing of internal control over financial reporting or compliance and other matters that are reported on separately by those auditors.

Report on Internal Control Over Financial Reporting

In planning and performing our audit of the financial statements, we considered the Schools' internal control over financial reporting (internal control) as basis for designing audit procedures that are appropriate in the circumstances for the purpose of expressing our opinions on the financial statements, but not for the purpose of expressing an opinion on the effectiveness of the Schools' internal control. Accordingly, we do not express an opinion on the effectiveness of the Schools' internal control.

A deficiency in internal control exists when the design or operation of a control does not allow management or employees, in the normal course of performing their assigned functions, to prevent, or detect and correct, misstatements on a timely basis. *A material weakness* is a deficiency, or a combination of deficiencies, in internal control, such that there is a reasonable possibility that a material misstatement of the entity's financial statements will not be prevented, or detected and corrected on a timely basis. *A significant deficiency* is a deficiency, or a combination of deficiencies, in internal control that is less severe than a material weakness, yet important enough to merit attention by those charged with governance.

Our consideration of internal control was for the limited purpose described in the first paragraph of this section and was not designed to identify all deficiencies in internal control that might be material weaknesses or significant deficiencies. Given these limitations, during our audit we did not identify any deficiencies in

internal control that we consider to be material weaknesses or significant deficiencies. However, material weaknesses may exist that have not been identified.

Report on Compliance and Other Matters

As part of obtaining reasonable assurance about whether the Schools' financial statements are free from material misstatement, we performed tests of its compliance with certain provisions of laws, regulations, contracts, and grant agreements, noncompliance with which could have a direct and material effect on the financial statements amounts. However, providing an opinion on compliance with those provisions was not an objective of our audit, and accordingly, we do not express such an opinion. The results of our tests disclosed no instances of noncompliance or other matters that are required to be reported under *Government Auditing Standards*.

Purpose of this Report

The purpose of this report is solely to describe the scope of our testing of internal control and compliance and the results of that testing, and not to provide an opinion on the effectiveness of the entity's internal control or on compliance. This report is an integral part of an audit performed in accordance with *Government Auditing Standards* in considering the entity's internal control and compliance. Accordingly, this communication is not suitable for any other purpose.

Brown Lake & McDaniel, PC
CERTIFIED PUBLIC ACCOUNTANTS

Knoxville, Tennessee
December 15, 2025

BROWN JAKE & McDANIEL, PC
CERTIFIED PUBLIC ACCOUNTANTS
2607 KINGSTON PIKE, SUITE 110
KNOXVILLE, TENNESSEE 37919-3336
865/637-8600 • fax: 865/637-8601
www.bjmpc.com

JOE L. BROWN, CPA, CGFM, CGMA
FRANK D. McDANIEL, CPA, CGFM, CGMA
TERRY L. MOATS, CPA, CGFM, CGMA
JAMES E. BOOHER, CPA, CGMA
HALEY S. SLAGLE, CPA, CGMA

MEMBERS
AMERICAN INSTITUTE OF
CERTIFIED PUBLIC ACCOUNTANTS

INDEPENDENT AUDITOR'S REPORT ON COMPLIANCE FOR EACH MAJOR PROGRAM AND ON
INTERNAL CONTROL OVER COMPLIANCE REQUIRED BY THE UNIFORM GUIDANCE

Board of Education
Oak Ridge Schools
Oak Ridge, Tennessee

Report on Compliance for Each Major Federal Program

Opinion on Each Major Federal Program

We have audited the Oak Ridge Schools (the Schools), Oak Ridge, Tennessee's compliance with the types of compliance requirements identified as subject to audit in the *OMB Compliance Supplement* that could have a direct and material effect on each of the Schools' major federal programs for the year ended June 30, 2025. The Schools' major federal programs are identified in the summary of auditor's results section of the accompanying schedule of findings and questioned costs.

In our opinion, the Schools complied, in all material respects, with the types of compliance requirements referred to above that could have a direct and material effect on each of its major federal programs for the year ended June 30, 2025.

Basis for Opinion on Each Major Federal Program

We conducted our audit of compliance in accordance with auditing standards generally accepted in the United States of America; the standards applicable to financial audits contained in *Government Auditing Standards*, issued by the Comptroller General of the United States; and the audit requirements of Title 2 U.S. Code of Federal Regulations Part 200, *Uniform Administrative Requirements, Cost Principles, and Audit Requirements for Federal Awards* (Uniform Guidance). Our responsibilities under those standards and the Uniform Guidance are further described in the Auditor's Responsibilities for the Audit of Compliance section of our report.

We are required to be independent of the Schools and to meet our other ethical responsibilities, in accordance with relevant ethical requirements relating to our audit. We believe that the audit evidence we have obtained is sufficient and appropriate to provide a basis for our opinion on compliance for each major federal program. Our audit does not provide a legal determination of the Schools' compliance with the compliance requirements referred to above.

Responsibilities of Management for Compliance

Management is responsible for compliance with the requirements referred to above and for the design, implementation, and maintenance of effective internal control over compliance with the requirements of

laws, statutes, regulations, rules, and provisions of contracts or grant agreements applicable to the Schools' federal programs.

Auditor's Responsibilities for the Audit of Compliance

Our objectives are to obtain reasonable assurance about whether material noncompliance with the compliance requirements referred to above occurred, whether due to fraud or error, and express an opinion on the Schools' compliance based on our audit. Reasonable assurance is a high level of assurance but is not absolute assurance and therefore is not a guarantee that an audit conducted in accordance with generally accepted auditing standards, *Government Auditing Standards*, and the Uniform Guidance will always detect material noncompliance when it exists. The risk of not detecting material noncompliance resulting from fraud is higher than for that resulting from error, as fraud may involve collusion, forgery, intentional omissions, misrepresentations, or the override of internal control. Noncompliance with the compliance requirements referred to above is considered material if there is a substantial likelihood that, individually or in the aggregate, it would influence the judgment made by a reasonable user of the report on compliance about the Schools' compliance with the requirements of each major federal program as a whole.

In performing an audit in accordance with generally accepted auditing standards, *Government Auditing Standards*, and the Uniform Guidance, we:

- Exercise professional judgment and maintain professional skepticism throughout the audit.
- Identify and assess the risks of material noncompliance, whether due to fraud or error, and design and perform audit procedures responsive to those risks. Such procedures include examining, on a test basis, evidence regarding the Schools' compliance with the compliance requirements referred to above and performing such other procedures as we considered necessary in the circumstances.
- Obtain an understanding of the Schools' internal control over compliance relevant to the audit in order to design audit procedures that are appropriate in the circumstances and to test and report on internal control over compliance in accordance with the Uniform Guidance, but not for the purpose of expressing an opinion on the effectiveness of the Schools' internal control over compliance. Accordingly, no such opinion is expressed.

We are required to communicate with those charged with governance regarding, among other matters, the planned scope and timing of the audit and any significant deficiencies and material weaknesses in internal control over compliance that we identified during the audit.

Report on Internal Control Over Compliance

A deficiency in internal control over compliance exists when the design or operation of a control over compliance does not allow management or employees, in the normal course of performing their assigned functions, to prevent, or detect and correct, noncompliance with a type of compliance requirement of a federal program on a timely basis. *A material weakness in internal control over compliance* is a deficiency, or combination of deficiencies, in internal control over compliance, such that there is a reasonable possibility that material noncompliance with a type of compliance requirement of a federal program will not be prevented, or detected and corrected, on a timely basis. *A significant deficiency in internal control over compliance* is a deficiency, or a combination of deficiencies, in internal control over compliance with a type of compliance requirement of a federal program that is less severe than a material weakness in internal control over compliance, yet important enough to merit attention by those charges with governance.

Our consideration of internal control over compliance was for the limited purpose described in the first paragraph of this section and was not designed to identify all deficiencies in internal control over compliance that might be a material weakness or significant deficiencies. Given these limitations, during our audit we did not identify any deficiencies in internal control over compliance that we consider to be

material weaknesses, as defined above. However, material weaknesses or significant deficiencies in internal control over compliance may exist that were not identified.

Our audit was not designed for the purpose of expressing an opinion on the effectiveness of internal control over compliance. Accordingly, no such opinion is expressed.

The purpose of this report on internal control over compliance is solely to describe the scope of our testing of internal control over compliance and the results of that testing based on the requirements of the Uniform Guidance. Accordingly, this report is not suitable for any other purpose.

Brown Lake & McDaniel, PC
CERTIFIED PUBLIC ACCOUNTANTS

Knoxville, Tennessee
December 15, 2025

INDEPENDENT AUDITOR'S REPORT ON COMPLIANCE FOR EACH MAJOR PROGRAM AND ON
INTERNAL CONTROL OVER COMPLIANCE REQUIRED BY THE UNIFORM GUIDANCE

ACCOMPANYING SCHEDULE OF FINDINGS AND QUESTIONED COSTS

I. SUMMARY OF AUDITOR'S RESULTS

A. An unmodified opinion was issued on the basic financial statements of Oak Ridge Schools for the year ended June 30, 2025.

B. Internal control over financial reporting:

Material weakness(es) identified? ___ yes X no

Significant deficiency(ies) identified
that are not considered to be
material weakness(es)? ___ yes X none reported

C. Our audit disclosed no instances of noncompliance considered by us to be material to the financial statements.

D. Internal control over major programs:

Material weakness(es) identified? ___ yes X no

Significant deficiency(ies) identified
that are not considered to be
material weakness(es)? ___ yes X none reported

E. An unmodified opinion was issued for compliance for Oak Ridge Schools' major programs.

F. The audit disclosed no audit findings requiring reporting under Section .510(a).

G. We identified the following major federal assistance programs:

84.010A - Title I Grants to Local Education Agencies
84.425 - Elementary and Secondary School Emergency Relief Fund Cluster
93.600 – Head Start

H. The threshold for distinguishing between Type A and Type B programs was \$750,000.

I. The auditee was determined to be a low risk auditee.

II. SUMMARY OF FINDINGS REPORTED AT THE FINANCIAL STATEMENT LEVEL

None

III. SUMMARY OF FINDINGS AND QUESTIONED COSTS FOR FEDERAL AWARDS

None

OAK RIDGE SCHOOLS
OAK RIDGE, TENNESSEE

Summary Schedule of Prior Audit Findings

There were no prior year findings.



Oak Ridge Schools

PRESCHOOL

Rationale for Approval of Preschool Head Start and VPK Selection Criteria

2026-2027

The attached Selection Criteria were developed in collaboration with Anderson County Head Start and our preschool Policy Committee (parent group). These documents lay out the criteria with which we select/qualify students for our Head Start and Voluntary Pre-K programs. This also assists in creating a wait list prioritized by level of need for both programs.

Respectfully,

Mrs. Lisa M Downard

Principal

157 Carver Ave | Oak Ridge, TN 37830

lmdownard@ortn.edu | (865) 425-9101

www.ortn.edu

Every student prepared for college, career, and life success



Oak Ridge Schools

PRESCHOOL

OAK RIDGE SCHOOLS' PRESCHOOL/HEAD START SELECTION CRITERIA—2026-2027

Children are eligible to apply for Oak Ridge Schools' Preschool if they reside in the city of Oak Ridge and if they are three and not yet five years of age before August 15th of the school year for which they are applying. Each applicant will be ranked on the following admission criteria and those with the highest number will be accepted for available program slots.

CATEGORY	CRITERIA	POINTS	
Family Income Status	Income at or below Federal poverty level	100	
	Categorically eligible: receive TANF, SSI, Families First, SNAP	100	
	Foster family	100	
	Homeless or Non-custodial Relative Care/Kinship Care	100	
INCOME ELIGIBLE CHILDREN			
Disabilities	Diagnosed disability—(specify)	30	
	TEIS	30	
ADDITIONAL CRITERIA (other risk factors determined locally)			
Financial	Tenn Care Recipient	5	
	No Insurance within household	10	
	Receive WIC	3	
	Receive SSA Benefit	3	
	Head of household attending school—(specify)	10	
	Head of household without high school diploma or GED	4	
	Head of household employed	10	
	Over-burdened Housing (31% or more of income)	25	
	Loss of government subsidies in the last 12 months due to increased income	20	
	Family Status	Family crisis/stress (death, illness, job loss, incarceration, documented child abuse, Domestic Violence, etc)	15
		Parent or sibling with a disability, mental health or medical issue	6
		Parent under 18 years old when child born—teen parent	6
		Parental concerns regarding development	3
Concern from Child Find screening—(specify)		10	
Parent absent from home due to military service or job assignment		5	
Single parent family		10	
Moved in the last 12 months due to raised rent or landlord sold rental property		10	
Applicant Status	Meets three-year-old age requirement by August 15 of school term	5	
	Meets four-year-old age requirement by August 15 of school term	3	
	Prenatal exposure to drugs or alcohol/parent substance misuse	10	
	Health or behavioral concerns that may impact learning-(documented by dr.)	10	
	Referral by other public or private agency—(specify)	10	
	English Language Learner—(specify language spoken)—3 year old child	5	
	English Language Learner—(specify language spoken)—4 year old child	10	
	No prior group experience	5	
	Previously in foster care or protective services	5	
	Unserved student on waitlist	5	
	Current or previous Head Start or Early Head Start family	10	
	Current employee of the Oak Ridge Schools Preschool	10	
	OVER INCOME CHILDREN AND FAMILIES		
		Diagnosed disability or health impairment (over income only)—(specify)	50
	Suspected disability or health impairment (over income only)—(specify)	30	
TOTAL POINTS			

Revised and approved by Head Start Policy Committee _____

OAK RIDGE SCHOOLS' PRESCHOOL/PRE-K AND TITLE 1—2026-2027

Children are eligible to apply for Oak Ridge Schools' Preschool if they reside in the city of Oak Ridge and if they are three and not yet five years of age before August 15th of the school year for which they are applying. Each applicant will be ranked on the following admission criteria and those with the highest number will be accepted for available program slots.

CATEGORY	CRITERIA	POINTS	
Family Income Status	<u>Categorically eligible</u> : Income at or below US Health & Human Services poverty level	100	
	<u>Categorically eligible</u> : receive TANF, SSI, Families First	100	
	<u>Categorically eligible</u> : Parent killed, died as direct result of war or reported as POW or MIA	100	
	Foster family	100	
	Homeless or Non-custodial Relative Care/Kinship Care	100	
	INCOME ELIGIBLE CHILDREN		
Disabilities	Diagnosed disability—(specify)	30	
	TEIS	30	
ADDITIONAL CRITERIA (other risk factors determined locally)			
Financial	Tenn Care Recipient	5	
	No Insurance Within Household	10	
	Receive WIC or SNAP	3	
	Receive SSA Benefit	3	
	Head of household attending school—(specify)	10	
	Head of household without high school diploma or GED	4	
	Head of household employed	10	
	Over-burdened Housing (31% or more of income)	25	
	Loss of government subsidies in the last 12 months due to increased income	20	
	Family Status	Family crisis/stress (death, illness, job loss, incarceration, documented child abuse, domestic violence, etc)	15
		Parent or sibling with a disability, mental health or medical issue	6
Parent under 18 years old when child born—teen parent		6	
Parental concerns regarding development		3	
Concern from Child Find screening—(specify)		10	
Parent absent from home due to military service or job assignment		5	
Single parent family		10	
Moved in the last 12 months due to raised rent or landlord sold rental property		10	
Applicant Status	Meets three-year-old age requirement by August 15 of school term	3	
	Meets four-year-old age requirement by August 15 of school term	5	
	Prenatal exposure to drugs or alcohol/parent substance misuse	10	
	Health or behavioral concerns that may impact learning-(documented by dr.)	10	
	Referral by other public or private agency—(specify)	10	
	English Language Learner—(specify language spoken)—3 year old	5	
	English Language Learner—(specify language spoken)—4 year old	10	
	No prior group experience	5	
	Previously in foster care or protective services	5	
	Unserved student on waitlist	5	
	Previous VPK Family	10	
	Current employee of Oak Ridge Schools Preschool	10	
	OVER INCOME CHILDREN AND FAMILIES		
Diagnosed disability or health impairment (over income only)—(specify)	50		
Suspected disability or health impairment (over income only)—(specify)	30		
TOTAL POINTS			

Revised and approved by Pre-K Advisory Committee (CPAC) _____



Oak Ridge

SCHOOLS

Maintenance and Operations

OFFICE OF MAINTENANCE AND OPERATIONS

DATE: January 9, 2026

TO: Jen Laurendine, Executive Director of School Leadership

FROM: Allen Thacker, Director of Maintenance and Operations

SUBJECT: Purchase of Door Hardware for Oak Ridge High School

Ms. Laurendine,

I am recommending that the Oak Ridge Schools Board of Education approve the purchase of door hardware for Oak Ridge High School in the amount of \$42,770.00 from Service Systems of Chattanooga TN. The door hardware will replace a large portion of the classroom door hardware with a grade 1, lever action, intruder function device that meets current safety and security requirements. The current hardware is original to the 2005 – 2008 renovation and is requiring increased service due to the consistent lock and unlock requirements throughout the day. A future purchase will be made to complete the hardware update for the remaining classrooms and designated spaces.

Funding for this purchase order is from 72620 790 044, Public Schools Safety Grant.

Thank you for your consideration,

Allen Thacker

Director of Maintenance and Operations

Maintenance Office

100 Woodbury, Oak Ridge, TN 37830

(865) 425-3171

www.orn.edu



P.O. Box 5127
1507 Wilder Street
Chattanooga, TN 37406
Tel: 423-648-0388 Fax: 423-305-7841

Quote

Quote # : 406167
Quote Date : Jan 8, 2026
Expiration Date : Feb 22, 2026

Customer:
Cash
1507 Wilder Street
Chattanooga, TN 37406

Ship To:
Will Call - Tax Exempt
1507 Wilder St.
Chattanooga, TN 37406

Account Code : CASH
Terms : CASH
Customer Job # :
Salesperson : James Bastone
Order Name : Oak Ridge City Schools Intruder Locks
Purchase Order # :
Shipped Via :

Jamie Watkins 865-425-3171 jlwatkins@ortn.edu

Qty Product Description

91 Lockset 9K3-7IN15D L/C S3 626
156 Wrap-Around 4-CW S

Pre-Tax Total : 42,770.00
TN - Tennessee Sales Tax : 0.00
Quote Total : 42,770.00



Quote

G111925

Date: November 19, 2025

Revised	November 19, 2025
Revised	November 19, 2026
Revised	November 24, 2027

Project: Oak Ridge School Districts

To:
Oak Ridge Schools
100 Woodbury Lane
Oak Ridge, TN 37830

Site Address:

To:
Oak Ridge Schools

Rep: Gabriela Arevalo

Phone: (828) 676-2773

Email: garevalo@premierdoorsandhardware.com

Email	Phone #	Project Contact
jwatkins@ornt.edu	(865) 425-3171	Jamie Watkins

Item	Quantity	Description	Total
		Premier to provide the following:	
		Materials	
	156	Don Jo- Wrap Around Plate for Cylindrical Locks with 2 1/8" Hole	\$ 3,335.90
	91	Best - Intruder Lock	\$ 43,225.00
		Discount	\$ (2,000.00)
		Freight Included Tax On Material Only	

Thank you for this opportunity

Premier Doors and Hardware, LLC
229 Airport Rd Ste. 7
PMB 103
Arden, NC 28704

Approval Signature: _____

Date: _____

Sub Total	\$ 44,560.90
Tax	EXEMPT
Total Due	\$ 44,560.90

Wm. S. TRIMBLE COMPANY, INC.

P.O. BOX 154 (37901)
2200 ATCHLEY STREET (37920)
KNOXVILLE, TENNESSEE
PHONE: (865) 573-1911
FAX: (865) 609-1328



SWC 102
Department of
General Services

QUOTATION

TO: Oak Ridge Schools
Attn: Jamie Watkins
Fax/e-mail: jlwatkins@ortn.edu

DATE: November 20, 2025
JOB NAME: 9K/Wrap-Arounds
STATE WIDE CONTRACT #SWC 102

We propose to furnish the following material (material only):

91	9K37IN15D S3 626 Best Intruder Lever Lockset Less Core	\$ 449.20ea	\$ 40,877.20
156	Don-Jo 9K-S-CW Wrap-Arounds for Best 9K	\$ 24.38ea	\$ 3,803.28
Total SWC 102 Price			\$ 44,680.48

NOTES

1. We exclude applicable sales tax unless specifically noted otherwise.
2. We exclude glass, glazing, and erection unless specifically noted otherwise.
3. All terms quoted F.O.B. plant with full freight allowed via commercial carrier to nearest delivery point.
4. Quotation valid for 30 days unless otherwise shown.
5. Seller cannot be held responsible for shipping delays beyond our control.
6. We exclude unloading and storing of all material shipped directly to jobsite.
7. Credit card charges will incur an additional 2.5% charge to any quoted figure.

Accepted: _____

Date: _____

TERMS

Subject to Credit Approval

1% 10th Prox., Net 15th. A service charge of 1 ½ % per month will be added to all accounts which are 30 days past due (60 days old).

It is expressly understood and agreed by the customer that if it becomes necessary to enforce payment of this account through an attorney or by suit, customer shall pay reasonable attorney's fees and all costs of collection.

It is also understood that Wm. S. Trimble Co., Inc. intends to file a mechanics/material lien for any merchandise, material and/or labor for use on any building structure, or residence so indicated on invoice, unless all payments for the amount are paid within terms.

By: TIM KOERTEN

Wm. S. TRIMBLE COMPANY, INC.

OAK RIDGE SCHOOLS

New Club Request Form

School: Linden Elementary

Club Name: Linden Pokemon League Sponsor: Traci Roca

Club Membership: 15-20

Selection of Officers: None

Club Purpose:

1. Building skills and friendship
2. Encourage reading and math
3. Teach responsibility and good citizenship
4. Safeway to learn
5. Boost confidence
6. Support SEL skills
7. Give students a low stress way to learn

Club Activities:

1. Supervised Pokemon card trading
2. Pokemon themed reading math and strategy challenges
3. Drawing/creativity activities
4. Team games, trivia and friendly competition
5. Lessons in responsibility, fairness, and good sportsmanship

Club Meeting Times:

TBD

Club Funding:

Minimal if any funding needed. I have everything needed to start the club. May see about getting storage for all the stuff.

Rules and Regulations:

We will be following the rules of how to play Pokemon. School behavior expectations must be followed through structured play. Open to all students through an application process and no prior Pokemon knowledge needed.

Other Pertinent Information:

The club provides an inclusive low stress environment where students build friendships, SEL skills, and learning responsibilities.

Name of Student Representative: Xavier Hager

Site Administration Approval: Heather Jenkins Digitally signed by Heather Jenkins
Date: 2026.01.13 20:18:48 -05'00' Date: _____

Date Student Council Approved: _____ Date BOE Approved: _____

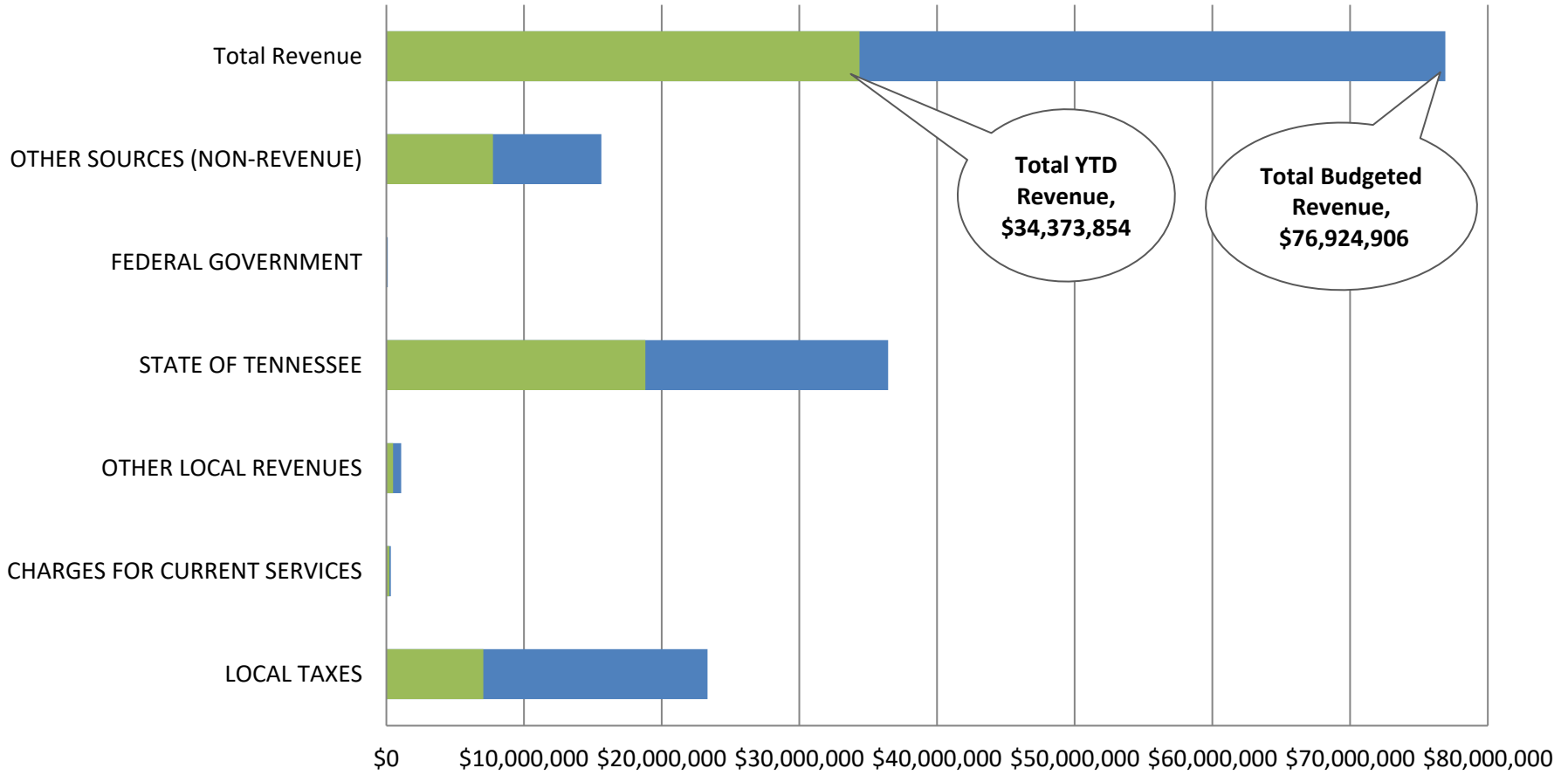
Acct	Acct	2025-26 FYTD Budget	December 2025-26 Monthly Activity	2025-26 Year-To-Date	2025-26 Percent of Budget	2025-26 Variance from Bud	Encumbered Amount	Unencumbered Budget Remaining
40110	Current Property Tax	13,830,000.00	662,507.24	2,522,333.36	18.24%	11,307,666.64		11,307,666.64
40210	Local Option Sales Tax	9,500,000.00	806,260.50	4,526,599.58	47.65%	4,973,400.42		4,973,400.42
40275	Mixed Drink Tax	500.00	91.30	384.81	76.96%	115.19		115.19
43511	Tuition - Regular Day Students	330,000.00	29,729.90	223,570.35	67.75%	106,429.65		106,429.65
43533	Transportation Fees	3,500.00	660.00	1,035.00	29.57%	2,465.00		2,465.00
44110	Interest Earned	800,000.00	51,976.47	360,247.56	45.03%	439,752.44		439,752.44
44120	Lease/Rentals	15,000.00	8,645.00	20,046.00	133.64%	-5,046.00		-5,046.00
44170	Miscellaneous Refunds	7,500.00	50.00	50.00	0.67%	7,450.00		7,450.00
44530	Sale of Equipment	15,000.00		64,551.00	430.34%	-49,551.00		-49,551.00
44570	Contributions & Gifts	200,000.00	1,500.00	47,911.18	23.96%	152,088.82		152,088.82
44990	Other Local Revenues	40,000.00	45.00	2,969.21	7.42%	37,030.79		37,030.79
46510	TN Investment in Student Achv	34,295,000.00	3,985,371.68	17,578,940.33	51.26%	16,716,059.67		16,716,059.67
46513	TISA On-Behalf Payments	85,000.00				85,000.00		85,000.00
46515	Early Childhood Education	648,925.10	48,218.35	180,273.67	27.78%	468,651.43		468,651.43
46590	Other State Education Funds	922,640.00		939,346.40	101.81%	-16,706.40		-16,706.40
46596	Paid Parental Leave	100,000.00		62,613.44	62.61%	37,386.56		37,386.56
46610	Career Ladder Program	76,000.00		36,906.97	48.56%	39,093.03		39,093.03
46790	Other Vocational	52,254.56		13,757.44	26.33%	38,497.12		38,497.12
46980	Other State Grants	274,623.34	3,216.92	4,611.92	1.68%	270,011.42		270,011.42
47630	Public Law 874 - Maint/Operat.	25,000.00		20,222.00	80.89%	4,778.00		4,778.00
47640	ROTC Reimbursement	82,000.00		20,502.52	25.00%	61,497.48		61,497.48
49700	Insurance Recovery	3,000.00				3,000.00		3,000.00
49800	Transfers In	125,000.00				125,000.00		125,000.00
49810	City General Fund Transfer	15,493,963.00	1,291,163.58	7,746,981.48	50.00%	7,746,981.52		7,746,981.52
-----	Revenue	76,924,906.00	6,889,435.94	34,373,854.22	44.68%	42,551,051.78		42,551,051.78
		=====	=====	=====	=====	=====		=====
71100	Regular Instruction Prgm	38,233,919.16	2,850,171.84	18,659,703.72	48.80%	19,574,215.44	18,168,864.62	1,405,350.82
71150	Alternative Instruction Prgm	902,771.00	82,701.94	401,230.18	44.44%	501,540.82	526,017.42	-24,476.60
71200	Special Education Prgm	6,708,393.41	559,916.28	2,834,296.74	42.25%	3,874,096.67	3,697,586.58	176,510.09
71300	Career/Technical Education Prg	2,601,255.92	206,278.47	1,077,814.39	41.43%	1,523,441.53	1,237,697.62	285,743.91
71900	Contingency	601,122.05				601,122.05		601,122.05
72120	Health Services	944,652.00	88,721.90	421,537.78	44.62%	523,114.22	524,859.79	-1,745.57
72130	Other Student Support	2,236,138.88	182,655.59	1,125,302.66	50.32%	1,110,836.22	914,621.84	196,214.38
72210	Regular Inst. Support	4,504,797.02	359,653.40	2,026,761.86	44.99%	2,478,035.16	2,037,091.94	440,943.22
72220	Special Education Support	766,426.00	62,734.97	343,796.87	44.86%	422,629.13	416,935.03	5,694.10
72230	Career & Technical Prg Support	271,884.00	21,779.22	126,981.21	46.70%	144,902.79	116,856.51	28,046.28
72250	Technology Services	3,272,717.02	237,545.81	1,600,415.51	48.90%	1,672,301.51	1,134,523.56	537,777.95
72290	Communications	340,482.00	20,897.13	166,663.50	48.95%	173,818.50	123,134.57	50,683.93

Acct	Acct	2025-26 FYTD Budget	December 2025-26 Monthly Activity	2025-26 Year-To-Date	2025-26 Percent of Budget	2025-26 Variance from Bud	2025-26 Encumbered Amount	Unencumbered Budget Remaining
72310	Board of Education	1,329,949.00	85,131.60	686,355.93	51.61%	643,593.07	2,443.00	641,150.07
72320	Director of Schools	441,112.00	33,139.41	214,488.48	48.62%	226,623.52	206,636.25	19,987.27
72410	Office of the Principal	5,189,389.00	411,795.99	2,425,323.33	46.74%	2,764,065.67	2,470,664.71	293,400.96
72510	Fiscal Services	1,190,238.00	92,168.39	558,564.42	46.93%	631,673.58	541,582.25	90,091.33
72520	Human Resources/ Personnel	585,527.00	46,913.56	298,276.42	50.94%	287,250.58	229,190.43	58,060.15
72610	Operation of Plant	5,447,418.88	478,258.28	2,644,294.27	48.54%	2,803,124.61	1,353,910.21	1,449,214.40
72620	Maintenance of Plant	2,476,634.97	144,069.05	1,145,140.00	46.24%	1,331,494.97	878,476.10	453,018.87
72710	Transportation	2,254,214.00	34,040.35	656,859.66	29.14%	1,597,354.34		1,597,354.34
73400	Early Childhood Education	457,330.69	39,032.39	184,508.98	40.34%	272,821.71	262,764.94	10,056.77
73401	Pre-K General Fund	1,074,230.00	95,570.48	572,799.70	53.32%	501,430.30	566,320.35	-64,890.05
76100	Regular Capital Outlay	1,214,505.00	31,799.37	663,547.18	54.64%	550,957.82	235,453.24	315,504.58
82130	Education Principal on Debt	6,912.00		6,912.00	100.00%			
82230	Education Interest on Debt	88.00		88.00	100.00%			
99100	Transfers Out	136,698.00				136,698.00		136,698.00
-----	Expense	83,188,805.00	6,164,975.42	38,841,662.79	46.69%	44,347,142.21	35,645,630.96	8,701,511.25
-----	General Purpose School Fund	-6,263,899.00	724,460.52	-4,467,808.57	45.73%	-1,796,090.43	-35,645,630.96	33,849,540.53
	Grand Revenue Totals	76,924,906.00	6,889,435.94	34,373,854.22	44.68%	42,551,051.78		42,551,051.78
	Grand Expense Totals	83,188,805.00	6,164,975.42	38,841,662.79	46.69%	44,347,142.21	35,645,630.96	8,701,511.25
	Grand Totals	6,263,899.00	724,460.52	4,467,808.57	71.33%	1,796,090.43	35,645,630.96	33,849,540.53
		Loss	Profit	Loss		Loss	Loss	Profit

Number of Accounts: 1349

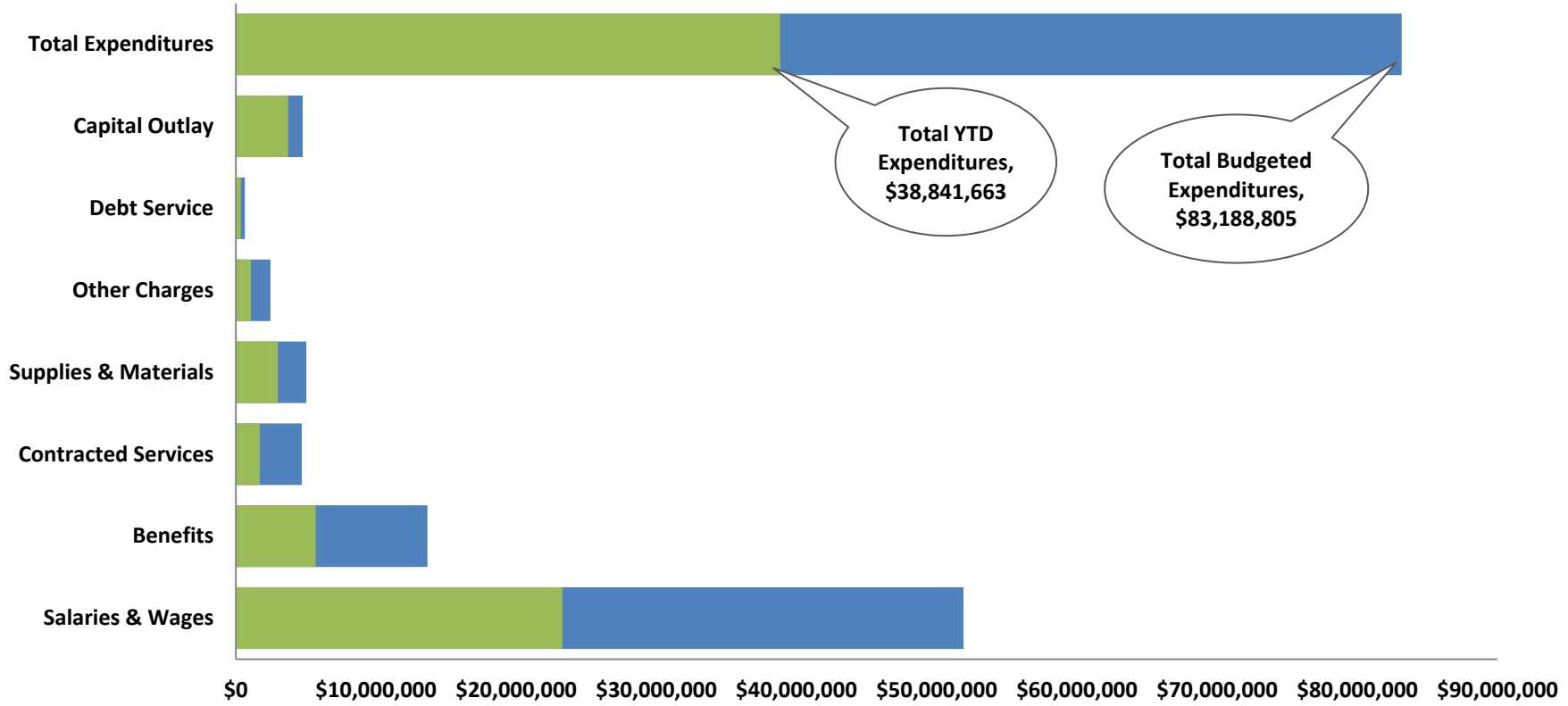
***** End of report *****

General Fund Revenue Budget to Actual Summary - December, 2025



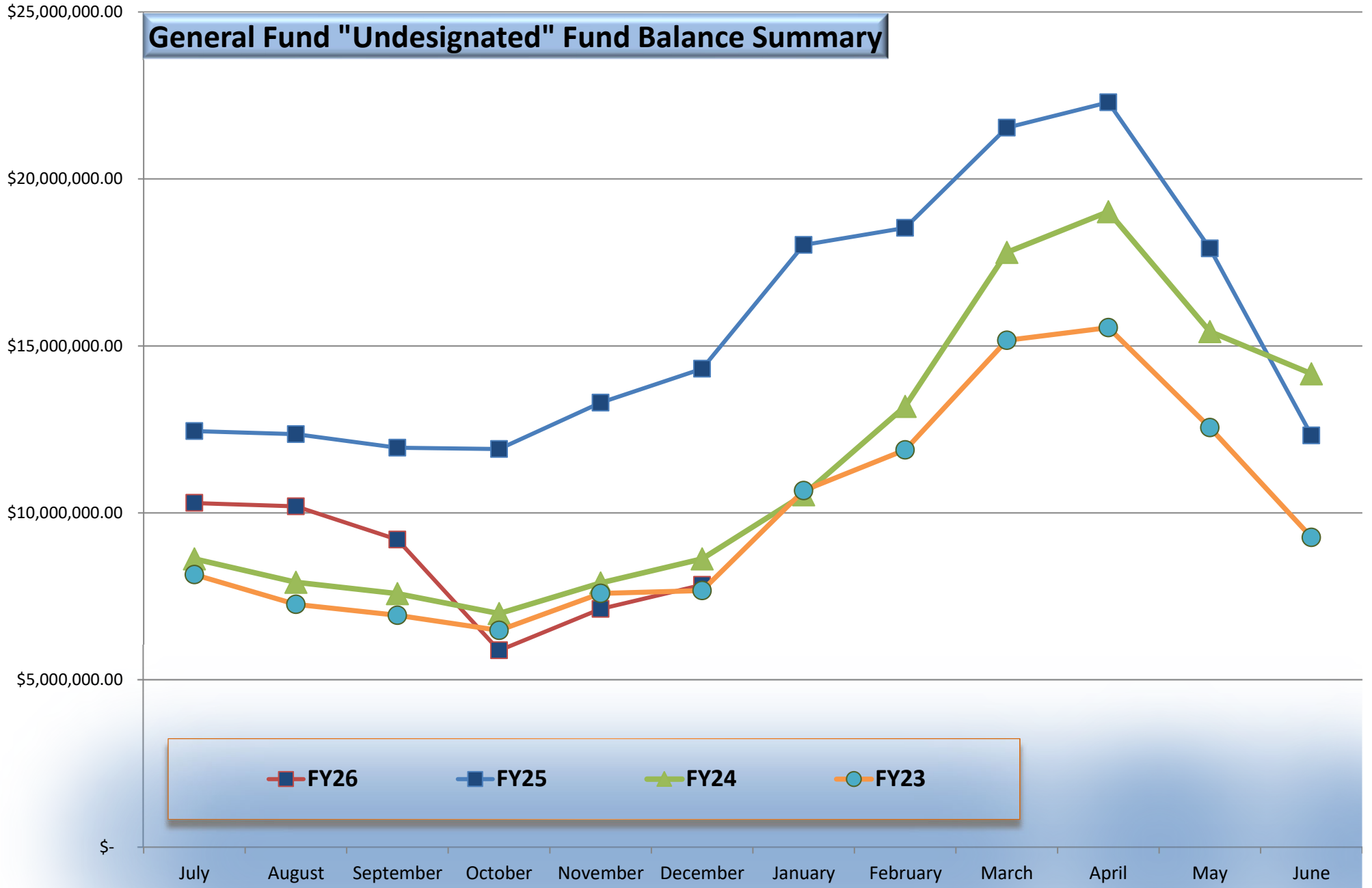
	LOCAL TAXES	CHARGES FOR CURRENT SERVICES	OTHER LOCAL REVENUES	STATE OF TENNESSEE	FEDERAL GOVERNMENT	OTHER SOURCES (NON-REVENUE)	Total Revenue
Percent of Budget	30.22%	67.35%	46.01%	51.62%	38.06%	49.59%	44.68%
Year-To-Date	7,049,317.75	224,605.35	495,774.95	18,816,450.17	40,724.52	7,746,981.48	\$34,373,854
FYTD Budget	23,330,500.00	333,500.00	1,077,500.00	36,454,443.00	107,000.00	15,621,963.00	\$76,924,906

General Fund Expenditure Budget to Actual Summary by Object December, 2025



	Salaries & Wages	Benefits	Contracted Services	Supplies & Materials	Other Charges	Debt Service	Capital Outlay	Total Expenditures
FYTD %	44.86%	41.62%	36.29%	59.63%	43.39%	55.42%	78.26%	46.69%
FYTD Activity	23,291,495.90	5,687,884.42	1,704,237.20	2,996,953.64	1,069,594.50	357,000.00	3,734,497.13	\$38,841,663
FYTD Revised Bdgt	51,917,955.23	13,667,654.87	4,696,558.76	5,025,952.83	2,464,825.11	644,205.00	4,771,653.20	\$83,188,805

General Fund "Undesignated" Fund Balance Summary



Acct	Acct	2025-26 FYTD Budget	December 2025-26 Monthly Activity	2025-26 Year-To-Date	2025-26 Percent of Budget	2025-26 Variance from Bud	Encumbered Amount	Unencumbered Balance Remaining
142	School Federal Projects							
R	Revenue							
47131	Vocational Program Improvement	119,539.85	31,068.91	55,519.16	46.44%	64,020.69		64,020.69
47141	Title I	888,869.44	68,609.64	264,648.32	29.77%	624,221.12		624,221.12
47143	Special Education Grants	1,425,000.00	119,149.60	448,291.83	31.46%	976,708.17		976,708.17
47145	Special Ed Pre-School Grants	63,711.04	4,097.96	15,528.26	24.37%	48,182.78		48,182.78
47146	English Lang Acq Grants	43,926.52	1,116.51	10,270.28	23.38%	33,656.24		33,656.24
47150	21st CCLC Grant	118,750.00	12,818.69	32,584.41	27.44%	86,165.59		86,165.59
47189	Title II	282,500.79	21,251.69	69,621.83	24.64%	212,878.96		212,878.96
47309	COVID-19 Grant D	74,300.00		18,200.00	24.50%	56,100.00		56,100.00
47590	Other Federal Through State	550,367.36	19,418.48	102,366.04	18.60%	448,001.32		448,001.32
47990	Other Direct Fedral Revenue	1,075,035.00		292,469.57	27.21%	782,565.43		782,565.43
-----	Revenue	4,642,000.00	277,531.48	1,309,499.70	28.21%	3,332,500.30		3,332,500.30
E	Expense							
71100	Regular Instruction Prgm	697,438.26	62,364.44	300,646.29	43.11%	396,791.97	398,219.90	-1,427.93
71200	Special Education Prgm	1,087,022.37	84,328.41	423,077.97	38.92%	663,944.40	506,659.90	157,284.50
71300	Career/Technical Education Prg	96,922.30	7,504.21	58,381.67	60.24%	38,540.63	16,014.09	22,526.54
71900	Contingency	125,710.47				125,710.47		125,710.47
72120	Health Services	11,815.72				11,815.72		11,815.72
72130	Other Student Support	228,380.04	15,040.17	87,252.41	38.20%	141,127.63	88,137.68	52,989.95
72210	Regular Inst. Support	473,014.31	45,314.56	182,248.41	38.53%	290,765.90	75,555.59	215,210.31
72220	Special Education Support	397,116.67	37,567.04	193,155.30	48.64%	203,961.37	194,679.48	9,281.89
72230	Career & Technical Prg Support	2,500.00	898.08	1,430.09	57.20%	1,069.91	1,444.81	-374.90
72250	Technology Services	4,457.03				4,457.03		4,457.03
72710	Transportation	520.00	492.63	492.63	94.74%	27.37		27.37
73300	Community Services	1,310,341.27	112,499.03	547,796.61	41.81%	762,544.66	533,640.75	228,903.91
99100	Transfers Out	206,761.56				206,761.56		206,761.56
-----	Expense	4,642,000.00	366,008.57	1,794,481.38	38.66%	2,847,518.62	1,814,352.20	1,033,166.42
-----	School Federal Projects		-88,477.09	-484,981.68	33.43%	484,981.68	-1,814,352.20	2,299,333.88

Acct	Acct	2025-26 FYTD Budget	December 2025-26 Monthly Activity	2025-26 Year-To-Date	2025-26 Percent of Budget	2025-26 Variance from Bud	Encumbered Amount	Unencumbered Balance Remaining
143	Central Cafeteria							
R	Revenue							
43521	Lunch Payments - Children	272,580.00				272,580.00		272,580.00
43522	Lunch Payments - Adults	3,500.00	153.00	2,650.50	75.73%	849.50		849.50
43523	Income From Breakfast	43,000.00		2.75	0.01%	42,997.25		42,997.25
43525	A la Carte Sales	140,000.00	8,765.71	40,289.66	28.78%	99,710.34		99,710.34
43990	Other Charges for Food Service	200,000.00	19.75	62,929.23	31.46%	137,070.77		137,070.77
44110	Interest Earned	35,000.00	1,878.76	12,381.56	35.38%	22,618.44		22,618.44
46520	School Food Service	20,000.00				20,000.00		20,000.00
47111	USDA School Lunch Program	1,300,072.00	114,748.47	414,276.82	31.87%	885,795.18		885,795.18
47112	USDA Commodities	175,000.00				175,000.00		175,000.00
47113	Breakfast	360,108.00	37,314.62	132,134.44	36.69%	227,973.56		227,973.56
47114	USDA - Other	350,000.00	26,720.62	123,591.87	35.31%	226,408.13		226,408.13
-----	Revenue	2,899,260.00	189,600.93	788,256.83	27.19%	2,111,003.17		2,111,003.17
E	Expense							
73100	Food Service	3,649,340.00	250,182.48	942,079.76	25.82%	2,707,260.24	58,280.50	2,648,979.74
-----	Expense	3,649,340.00	250,182.48	942,079.76	25.82%	2,707,260.24	58,280.50	2,648,979.74
-----	Central Cafeteria	-750,080.00	-60,581.55	-153,822.93	26.42%	-596,257.07	-58,280.50	-537,976.57
=====								
145	Other Education Funds							
R	Revenue							
44990	Other Local Revenues	35,000.00	11,600.00	24,814.00	70.90%	10,186.00		10,186.00
49800	Transfers In	136,698.00				136,698.00		136,698.00
-----	Revenue	171,698.00	11,600.00	24,814.00	14.45%	146,884.00		146,884.00

Acct	Acct	2025-26 FYTD Budget	December 2025-26 Monthly Activity	2025-26 Year-To-Date	2025-26 Percent of Budget	2025-26 Variance from Bud	Encumbered Amount	Unencumbered Balance Remaining
145	Other Education Funds							
E	Expense							
73300	Community Services	171,698.00	14,483.80	74,325.45	43.29%	97,372.55	72,568.03	24,804.52
-----	Expense	171,698.00	14,483.80	74,325.45	43.29%	97,372.55	72,568.03	24,804.52
-----	Other Education Funds		-2,883.80	-49,511.45	28.87%	49,511.45	-72,568.03	122,079.48
			=====	=====	=====	=====	=====	=====
146	Extended School Program							
R	Revenue							
43581	Community Services Fees Child	500,000.00	36,810.00	297,557.00	59.51%	202,443.00		202,443.00
-----	Revenue	500,000.00	36,810.00	297,557.00	59.51%	202,443.00		202,443.00
E	Expense							
73300	Community Services	555,177.00	49,275.58	259,429.89	46.73%	295,747.11	187,556.85	108,190.26
99100	Transfers Out	15,000.00				15,000.00		15,000.00
-----	Expense	570,177.00	49,275.58	259,429.89	45.50%	310,747.11	187,556.85	123,190.26
-----	Extended School Program	-70,177.00	-12,465.58	38,127.11	52.05%	-108,304.11	-187,556.85	79,252.74
			=====	=====	=====	=====	=====	=====
Grand Revenue Totals		8,212,958.00	515,542.41	2,420,127.53	29.47%	5,792,830.47		5,792,830.47
Grand Expense Totals		9,033,215.00	679,950.43	3,070,316.48	33.99%	5,962,898.52	2,132,757.58	3,830,140.94
Grand Totals		820,257.00	164,408.02	650,188.95	79.27%	170,068.05	2,132,757.58	1,962,689.53
		Loss	Loss	Loss		Loss	Loss	Profit

Number of Accounts: 355

Combined Fund Balance and YTD Operating Statement Summary

December, 2025

Description	General Fund 141	Federal Fund 142	Food Service Fund 143	Special Fund 145	ECC Fund 146
Beginning Fund Balance July 1, 2025	21,596,951.44	0.00	1,696,042.07	36,519.24	364,535.50
Plus YTD Revenue per books 12/31/25	34,373,854.22	1,309,499.70	788,256.83	24,814.00	297,557.00
Less YTD Expenditures per books 12/31/25	(38,841,662.79)	(1,794,481.38)	(942,079.76)	(74,325.45)	(259,429.89)
Revenues Over (Under) Expenditures as of 12/31/25	(4,467,808.57)	(484,981.68)	(153,822.93)	(49,511.45)	38,127.11
Ending Fund Balance per books as of 12/31/25	17,129,142.87	(484,981.68)	1,542,219.14	(12,992.21)	402,662.61

Fund Balance Restricted/Committed/Assigned Status

Encumbrances and Deferred Revenue	\$ -		\$ 34,323.67		
Inventory					
Restricted for Career Ladder Program	2,177.59				
Restricted for Operation of Non-Instructional Services (CCI)	3,509.75		757,815.47		402,662.61
Committed for Other Purposes (Vehicles- ERR Fund)	0.00				
Committed for Other Purposes (Device Replacement)	3,000,000.00				
Assigned for Instruction- Coordinated School Health	2,152.65				
Assigned for other local grants					
Assigned for Instruction - Education Foundation Grant	2,160.34				
Assigned for Instruction (APSI-ORHS)	5,712.22				
Assigned for Support Services FRC Local Funds (56)				-12,992.21	
Nonspendable-Prepaid Expenditures					
Assigned to Balance FY26 Budget	6,263,899.00	0.00	750,080.00		
Unassigned Fund Balance 12/31/25	\$ 7,849,531.32	-484,981.68	0.00	0.00	
Total Fund Balance 12/31/25	\$ 17,129,142.87	\$ (484,981.68)	\$ 1,542,219.14	(\$12,992.21)	\$ 402,662.61

2025-2026 Elementary Enrollment Table

Glenwood					
Grade	Enrollment	FTE	Ratio	Standard	K-2 av
K	67	4	16.75	20	17.83
1	85	4	21.25	20	
2	62	4	15.50	20	
3	74	4	18.50	20	K-3 av
4	77	4	19.25	25	18.00
CDC	9	1	9		
Total	374				

374

Linden					
Grade	Enrollment	FTE	Ratio	Standard	K-2 av
K	93	6	15.50	20	17.06
1	101	6	16.83	20	
2	113	6	18.83	20	
3	105	5	21.00	20	K-3 av
4	113	6	18.83	25	17.91
CDC	7	1	7.00		
Total	532				

532

Willow Brook					
Grade	Enrollment	FTE	Ratio	Standard	K-2 av
K	68	5	13.60	20	15.79
1	64	5	12.80	20	18
2	89	4	22.25	20	
3	80	4	20.00	20	K-3 av
4	81	4	20.25	25	16.72
CDC	12	1	12		
Total	394				

394

Woodland					
Grade	Enrollment	FTE	Ratio	Standard	K-2 av
K	77	5	15.40	20	15.93
1	69	4	17.25	20	
2	77	5	15.40	20	
3	84	5	16.80	20	K-3 av
4	107	5	21.40	25	16.16
CDC	7	1	7.00		
Total	421				

421

2025-2026 Middle School Enrollment Table

	Jefferson				
Grade	Enrollment	FTE	Ratio	Standard	
5	177	8	22.13		
6	189	8	23.63		
7	178	8	22.25		
8	178	8	22.25		
Total	722				

	Robertsville				
Grade	Enrollment	FTE	Ratio	Standard	
5	193	8	24.13		
6	195	8	24.38		
7	184	8	23.00		
8	182	8	22.75		
Total	754				

2025-2026 High School Enrollment Table

	ORHS	Schedule A Students			
Grade	Enrollment	FTE	Ratio	Standard	
9	377		#DIV/0!		
10	417		#DIV/0!		
11	397		#DIV/0!		
12	374		#DIV/0!		
Total	1565		#DIV/0!		