

Regular Board of Education Meeting

October 27, 2025 5:00 PM

Robert J. Smallridge School Administration Building

I. Call to Order

II. Pledge of Allegiance and Presentation of Colors

III. School Program by Robertsville Middle School

IV. Approval of Agenda

V. Special Reports/Presentations

VI. Public Forum

VII. Consent Agenda

A. Board Minutes 09-22-25

B. RMS TSA Field Trip to Chattanooga, TN

C. ORHS Boys Basketball Field Trip to Franklin, TN

D. ORHS Orchestra Field Trip to Nashville, TN

E. ORHS Cross Country Field Trip to Memphis, TN

F. FY26 Safety Patrol Field Trip to Washington D.C.

VIII. Items for Action

A. FY26 HQIM Literacy Implementation Networks Funding Application

B. FY26 Preschool Policy Committee By-laws

C. FY26 Healthy Students Stronger Learners Grant

D. FY26 TISA Accountability Report

E. FY25 LEA Compliance Report

F. FY25 Internal School Funds Audit

G. Purchase of Pivot-Style Band Saw

H. Replacement of Stage Roof at Linden Elementary School

I. Linden and Willow Brook New Club Innovation Lab

J. Oak Ridge High School New Club OR Rocket Club

IX. Items for Information

A. Superintendent's Evaluation

B. Legislative Update

C. Financial Report - September 2025

D. Enrollment & Attendance - September 2025

X. Items for Discussion

XI. Old Business

XII. New Business

XIII. Communications

XIV. Adjournment

OAK RIDGE SCHOOLS
CAMPUS LEAVE REQUEST – Overnight Trip

Accommodations: Overnight lodging for students must be appropriately selected with student safety, quality of accommodations, cost, and location to events as central considerations. Students should be appropriately assigned to rooms and an overnight adult supervision and contact plan should be established and communicated to students.

School: Robertsville Middle School Date: 9/18/2025

The following group requests permission to leave the school campus to participate in the educational activity indicated below. Parental permission will be obtained for each student.

Class/Group Requesting Permission: Technology Student Association

Educational Activity: TSA State Competition

Destination: Chattanooga, Tennessee

Purpose of Trip: Compete in STEM events at the TSA State Competition

Departure Date: 4/9/2026 Departure Time: 12:30 p.m

Return Date: 4/12/2026 Return Time: 3:00 p.m.

Mode of Transportation: Bus - Claxton Bus Line (Priority Coach)

First Student Transportation Contractor School System Van Air Travel

NOTE: Only ORS employees are authorized to drive school system vans.

School System Van – Name of Driver: _____

Driver's License Verified by: _____ Attach copy of driver's license

Transportation Contractor: _____ Phone #: _____

(Only approved transportation companies may be used. Refer to ORS website for list of approved companies)

Air Travel Flight #'s: _____

Hotel/Motel Name: Chattanooga Marriott Downtown

Address: Two Carter Street

City: Chattanooga State: TN Zip: 37402

Phone: 423-756-0002 Contact Person: _____

Number of Nights: 3 Hotel Rating: 4

Name of School Sponsor/Date: Sandra Burnette

Signature of School Sponsor: Sandra Burnette Digitally signed by Sandra Burnette
Date: 2025.09.18 12:36:59 -04'00' Cell #: 865-310-1399

Minimum requires teacher to student ratio:

PreK – 3 yr olds 1:4 K-2nd 1:6 3rd-4th 1:10 5th-8th 1:12 9th-12th 1:15
4 yr olds 1:6

of Students: 23

of Adults: 3

Chaperone/Student Ratio: 1:7

Professional Staff Chaperone(s)

- 1. Name: Sandra Burnette Cell #: 865-310-1399
- 2. Name: _____ Cell #: _____
- 3. Name: _____ Cell #: _____
- 4. Name: _____ Cell #: _____

Other Chaperone(s):

- 1. Name: Jim Kolpack Cell #: 865-924-7600
- 2. Name: Kristen Schlessner Cell #: 859-825-8479
- 3. Name: _____ Cell #: _____
- 4. Name: _____ Cell #: _____

Field Trips which exceed \$25,000, involve out of the country travel, out of state travel or overnight stay require School Board approval, regardless of fund raising, Booster Club participation or other contributions. Please follow these guidelines when requesting approval of such trip:

1. Submit an "Item for Action" for the Board Agenda (Principals have directions on submitting Board Agenda items).
2. Attach as documentation the following items"
 - Completed Campus Leave Request
 - Details of Trip/Itinerary
 - Justification/Explanation of Cost (per student/chaperone/total)
 - Financial Arrangements for students who cannot afford trip (if any)
 - Insurance Details
 - Out of country travel requires a release for each student participant

Financial Arrangements: (please indicate method)

No Cost
 Paid by Students
 Paid by School
 Paid by School System

Substitute Required Acct to be charged for Substitute CCTE

\$ 425.00 Per Student TOTAL TRIP AMOUNT: \$ 9,200.00

Provisions for those students unable to pay: Students will be fundraising and asking
 for sponsorships from PTSA and local businesses.

Other information, comments, and special arrangements: (foreseeable hazards must be identified)

Staff Member: _____

Date: _____

Athletic Director: _____

Date: _____

This Section for Athletic Trips Only

At the high school level up to three events and/or tournaments per season can involve an overnight trip. However, no more than one day of school may be missed for these trips. (Under certain conditions, the Superintendent of Schools or designee may approve additional events.? These trips must be paid entirely from funds outside the Oak Ridge High School Athletic Department. TSSAA Tournament games would be an exception to this policy. (All overnight trips involving middle school athletics require Superintendent or designee approval.)

Number of overnight trips (including this request) requested during the current school year: _____

Athletic Director Signature: _____

Date: _____

Principal's Action: Approved: Disapproved:

Principal's Signature: Brian J. J. J.

Date: 9-19-25

Superintendent or Designee's Action: Approved: Disapproved:

Superintendent or Designee's Signature: _____ Date: _____

Board Approval Date: _____

OAK RIDGE SCHOOLS
CAMPUS LEAVE REQUEST – Overnight Trip

Accommodations: Overnight lodging for students must be appropriately selected with student safety, quality of accommodations, cost, and location to events as central considerations. Students should be appropriately assigned to rooms and an overnight adult supervision and contact plan should be established and communicated to students.

School: Oak Ridge High School Date: 9/23/2025

The following group requests permission to leave the school campus to participate in the educational activity indicated below. Parental permission will be obtained for each student.

Class/Group Requesting Permission: ORHS Boys Basketball

Educational Activity: _____

Destination: Franklin, TN

Purpose of Trip: Compete Music City Hoops Fest tournament at Paige HS

Departure Date: 12/29/25 Departure Time: 8:00am

Return Date: 12/31/25 Return Time: 8:00pm

Mode of Transportation: District vans and or rentals from Sexton

First Student Transportation Contractor School System Van Air Travel

NOTE: Only ORS employees are authorized to drive school system vans.

School System Van – Name of Driver: Aaron Green and Craig Price

Driver's License Verified by: _____ Attach copy of driver's license

Transportation Contractor: _____ Phone #: _____

(Only approved transportation companies may be used. Refer to ORS website for list of approved companies)

Air Travel Flight #'s: _____

Hotel/Motel Name: Tru by Hilton Franklin Cool Springs

Address: 1001 Knoll Top Lane

City: Franklin State: TN Zip: 37067

Phone: _____ Contact Person: _____

Number of Nights: 2 Hotel Rating: 4.5

Name of School Sponsor/Date: Aaron Green 9-23-2025

Signature of School Sponsor: Aaron Green Digitally signed by Aaron Green Date: 2025.09.23 10:49:05 -04'00' Cell #: 423-595-1829

Minimum requires teacher to student ratio:

PreK – 3 yr olds 1:4 K-2nd 1:6 3rd-4th 1:10 5th-8th 1:12 9th-12th 1:15
4 yr olds 1:6

of Students: 12 # of Adults: 4 Chaperone/Student Ratio: 1:3

Professional Staff Chaperone(s)

- 1. Name: Aaron Green Cell #: 423-595-1829
- 2. Name: Craig Price Cell #: 423-298-6953
- 3. Name: Ronnie Scott Cell #: 865-599-6970
- 4. Name: Ted Mitchell Cell #: 865-771-1385

Other Chaperone(s):

- 1. Name: _____ Cell #: _____
- 2. Name: _____ Cell #: _____
- 3. Name: _____ Cell #: _____
- 4. Name: _____ Cell #: _____

Field Trips which exceed \$25,000, involve out of the country travel, out of state travel or overnight stay require School Board approval, regardless of fund raising, Booster Club participation or other contributions. Please follow these guidelines when requesting approval of such trip:

- 1. *Submit an "Item for Action" for the Board Agenda (Principals have directions on submitting Board Agenda items).*
- 2. *Attach as documentation the following items"*
 - *Completed Campus Leave Request*
 - *Details of Trip/Itinerary*
 - *Justification/Explanation of Cost (per student/chaperone/total)*
 - *Financial Arrangements for students who cannot afford trip (if any)*
 - *Insurance Details*
 - *Out of country travel requires a release for each student participant*

Financial Arrangements: (please indicate method)

No Cost Paid by Students Paid by School Paid by School System

Substitute Required Acct to be charged for Substitute _____

\$ _____ Per Student TOTAL TRIP AMOUNT: \$ _____

Provisions for those students unable to pay: Trip will be paid by ORHS Boys basketball boosters.

Other information, comments, and special arrangements: (foreseeable hazards must be identified)

Staff Member: Aaron Green

Date: 9-23-2025

Athletic Director: JOE GADDIS

Date: 9/25/25

This Section for Athletic Trips Only

At the high school level up to three events and/or tournaments per season can involve an overnight trip. However, no more than one day of school may be missed for these trips. (Under certain conditions, the Superintendent of Schools or designee may approve additional events.? These trips must be paid entirely from funds outside the Oak Ridge High School Athletic Department. TSSAA Tournament games would be an exception to this policy. (All overnight trips involving middle school athletics require Superintendent or designee approval.)

Number of overnight trips (including this request) requested during the current school year: 1

Athletic Director Signature: JOE GADDIS

Date: 9/25/25

Principal's Action: Approved: Disapproved:

Principal's Signature: Billy John C... [Signature]

Date: 9.25.25

Superintendent or Designee's Action: Approved: Disapproved:

Superintendent or Designee's Signature: _____ Date: _____

Board Approval Date: _____

Itinerary for Oak Ridge High School Basketball to Franklin, TN Trip

December 29, 2025

- **8:00 AM Eastern**
Depart from Oak Ridge
- **9:30 AM Central**
Arrive in Franklin
- **12:00 PM Central**
Team Lunch
- **Game Afternoon TBA**
- **Evening**
Return to hotel and enjoy pizza

December 30, 2025

- **9:00 AM Central**
Wake up/breakfast and shootaround
- **12:30 Central**
Team Lunch
- **Game Afternoon TBA**
- **Evening**
Return to hotel and dinner

December 31, 2025

- **Morning**
Breakfast at the hotel
- **10:00 AM Central**
Film session
- **Game Afternoon TBA**
- **Afternoon**
Lunch at Chick-fil-A after the game
- **6:00 PM Eastern**
Arrive back in Oak Ridge

OAK RIDGE SCHOOLS
CAMPUS LEAVE REQUEST – Overnight Trip

Accommodations: Overnight lodging for students must be appropriately selected with student safety, quality of accommodations, cost, and location to events as central considerations. Students should be appropriately assigned to rooms and an overnight adult supervision and contact plan should be established and communicated to students.

School: OAK RIDGE HIGH SCHOOL Date: 08/27/25

The following group requests permission to leave the school campus to participate in the educational activity indicated below. Parental permission will be obtained for each student.

Class/Group Requesting Permission: ORHS ORCHESTRA/BAND SELECT STUDENTS

Educational Activity: TMEA ALL STATE MUSIC CONFERENCE

Destination: NASHVILLE, TN

Purpose of Trip: STUDENTS PARTICIPATE IN HONORS CLINIC BANDS AND DIRECTORS PARTICIPATE IN WORKSHOPS/ HELP BANDS

Departure Date: 04/09/26 Departure Time: ~8:00 AM


Return Date: 04/12/26 Return Time: *7:30 PM

Mode of Transportation: IF PARENTS BACK/VANS AT EVENT TO TRANSPORT STUDENTS IN CITY

First Student Transportation Contractor School System Van Air Travel

NOTE: Only ORS employees are authorized to drive school system vans.

School System Van – Name of Driver: _____

Driver's License Verified by:  Attach copy of driver's license

Transportation Contractor: SEXTON -VAN Phone #: (865)272-2233

(Only approved transportation companies may be used. Refer to ORS website for list of approved companies)

Air Travel Flight #'s: _____

Hotel/Motel Name: GAYLORD OPRYLAND


Address: 2800 OPRYLAND DRIVE

City: NASHVILLE State: TN Zip: 37214

Phone: 615-889-1000 Contact Person: _____

Number of Nights: 3 Hotel Rating: 4

Name of School Sponsor/Date: Sean Rutherford

Signature of School Sponsor:  Cell #: 865-310-5097

Minimum requires teacher to student ratio:

PreK – 3 yr olds 1:4 K-2nd 1:6 3rd-4th 1:10 5th-8th 1:12 9th-12th 1:15
4 yr olds 1:6

of Students: _____ # of Adults: 3 Chaperone/Student Ratio: _____

Professional Staff Chaperone(s)

- 1. Name: MICHEAL SPIRKO Cell #: (865)323-3228
- 2. Name: SEAN RUTHERFORD Cell #: (865)310-5097
- 3. Name: CARLOS HERNANDEZ Cell #: (787)367-5823
- 4. Name: _____ Cell #: _____

Other Chaperone(s):

- 1. Name: IRERI JACOBO Cell #: (865)299-0904
- 2. Name: _____ Cell #: _____
- 3. Name: _____ Cell #: _____
- 4. Name: _____ Cell #: _____

Field Trips which exceed \$25,000 or involve out of the country travel require School Board approval, regardless of fund raising, Booster Club participation or other contributions. Please follow these guidelines when requesting approval of such trip:

- 1. Submit an "Item for Action" for the Board Agenda (Principals have directions on submitting Board Agenda items).
- 2. Attach as documentation the following items"
 - Completed Campus Leave Request
 - Details of Trip/Itinerary
 - Justification/Explanation of Cost (per student/chaperone/total)
 - Financial Arrangements for students who cannot afford trip (if any)
 - Insurance Details
 - Out of country travel requires a release for each student participant

Financial Arrangements: (please indicate method)

No Cost Paid by Students Paid by School Paid by School System

Substitute Required _____ Acct to be charged for Substitute _____
\$ ~300.00 Per Student TOTAL TRIP AMOUNT: \$ ~2,700

Provisions for those students unable to pay: _____
THIS IS A VOL PARTICIPATION EVENT OUTSIDE THE CLASS CURRICULUM WITH REQUIRED FEE. BOOSTER ORGANIZATIONS MAY HELP OFFSET FEES.

Other information, comments, and special arrangements: (foreseeable hazards must be identified)
TMEA SETS THE REGISTRATION FEE AND THE VENUE FOR THE EVENT. STUDENTS WILL HAVE ALREADY PARTICIPATED IN THE VOLUNTARY ETSBOA ALL-EAST EVENT AS WELL.

Staff Member: _____

Date: 9/5/23

Athletic Director: _____

N/A

Date: _____

This Section for Athletic Trips Only

At the high school level up to three events and/or tournaments per season can involve an overnight trip. However, no more than one day of school may be missed for these trips. (Under certain conditions, the Superintendent of Schools or designee may approve additional events.? These trips must be paid entirely from funds outside the Oak Ridge High School Athletic Department. TSSAA Tournament games would be an exception to this policy. (All overnight trips involving middle school athletics require Superintendent or designee approval.)

Number of overnight trips (including this request) requested during the current school year: _____

Athletic Director Signature: _____

N/A

Date: _____

Principal's Action: Approved: Disapproved:

Principal's Signature: _____

[Signature]

Date: 9.8.23

Superintendent or Designee's Action: Approved: Disapproved:

Superintendent or Designee's Signature: _____ Date: _____

Board Approval Date (if required): _____

ORHS Band / Orchestra

ETSBOA All State Senior Clinic (April 9th-12th, 2026) Nashville, TN

Thursday, April 9th

12pm Departure from ORHS to Nashville
(Opryland) 1:30pm Lunch
3:00pm Registration
5:30pm Auditions
6:00pm Dinner
7-10:00pm Rehearsal
11:00pm Room Checks

Friday, April 10th

8:00 am Breakfast
9-12:00pm Rehearsal
1:00pm Lunch
2-4:00pm Rehearsal
5:00pm Dinner
6-9:00pm Rehearsal
11:00pm Room Check

Saturday, April 11th

8:00 am Breakfast
9-12:00pm Rehearsal
1:00pm Lunch
2-4:00pm Rehearsal
5:00pm Dinner
6-8:00pm Concerts
10:00pm Room Check

Sunday, April 12

8:00am Breakfast/Check out
9-12:00pm Band and Orchestra Concerts
~1:00pm Parents pick up students at Op
ryland

OAK RIDGE SCHOOLS
CAMPUS LEAVE REQUEST – Overnight Trip

Accommodations: Overnight lodging for students must be appropriately selected with student safety, quality of accommodations, cost, and location to events as central considerations. Students should be appropriately assigned to rooms and an overnight adult supervision and contact plan should be established and communicated to students.

School: Oak Ridge High School Date: 10/4/25

The following group requests permission to leave the school campus to participate in the educational activity indicated below. Parental permission will be obtained for each student.

Class/Group Requesting Permission: Cross Country

Educational Activity: _____

Destination: Memphis, TN

Purpose of Trip: TN State XC Championships

Departure Date: 11/6/25 Departure Time: 9:00 AM

Return Date: 11/8/25 Return Time: 4:00 PM

Mode of Transportation: Coach Bus

First Student Transportation Contractor School System Van Air Travel

NOTE: Only ORS employees are authorized to drive school system vans.

School System Van – Name of Driver: _____

Driver's License Verified by: _____ Attach copy of driver's license

Transportation Contractor: Rocky Top Tours Phone #: 865 970 3474

(Only approved transportation companies may be used. Refer to ORS website for list of approved companies)

Air Travel Flight #'s: _____

Hotel/Motel Name: Hampton Inn and Suites Memphis Germantown

Address: 1680 S Germantown Rd

City: Germantown State: TN Zip: 38138

Phone: (865) 901 309 0555 Contact Person: _____

Number of Nights: 2 Hotel Rating: 3

Name of School Sponsor/Date: Ed Wright/10/4/25

Signature of School Sponsor: Thomas E. Wright Digitally signed by Thomas E. Wright
Date: 2025.10.04 10:39:13 -04'00' Cell #: 865 686 2899

Minimum requires teacher to student ratio:

PreK – 3 yr olds 1:4 K-2nd 1:6 3rd-4th 1:10 5th-8th 1:12 9th-12th 1:15
4 yr olds 1:6

of Students: 16 # of Adults: 3 Chaperone/Student Ratio: 1:5

Professional Staff Chaperone(s)

- 1. Name: Ed Wright Cell #: 865 686 2899
- 2. Name: Tom Sauer Cell #: 843 345 6614
- 3. Name: Kate Zander Cell #: 423 231 2622
- 4. Name: _____ Cell #: _____

Other Chaperone(s):

- 1. Name: _____ Cell #: _____
- 2. Name: _____ Cell #: _____
- 3. Name: _____ Cell #: _____
- 4. Name: _____ Cell #: _____

Field Trips which exceed \$25,000, involve out of the country travel, out of state travel or overnight stay require School Board approval, regardless of fund raising, Booster Club participation or other contributions. Please follow these guidelines when requesting approval of such trip:

1. Submit an "Item for Action" for the Board Agenda (Principals have directions on submitting Board Agenda items).
2. Attach as documentation the following items"
 - Completed Campus Leave Request
 - Details of Trip/Itinerary
 - Justification/Explanation of Cost (per student/chaperone/total)
 - Financial Arrangements for students who cannot afford trip (if any)
 - Insurance Details
 - Out of country travel requires a release for each student participant

Financial Arrangements: (please indicate method)

No Cost Paid by Students **Paid by School** Paid by School System

Substitute Required Acct to be charged for Substitute _____

\$ 0 Per Student TOTAL TRIP AMOUNT: \$ 5000

Provisions for those students unable to pay: Postseason competition covered by school

Other information, comments, and special arrangements: (foreseeable hazards must be identified)

Staff Member: Ed Wright

Date: 10/4/25

Athletic Director: JOE GARDNER

Date: 10/6/25

This Section for Athletic Trips Only

At the high school level up to three events and/or tournaments per season can involve an overnight trip. However, no more than one day of school may be missed for these trips. (Under certain conditions, the Superintendent of Schools or designee may approve additional events.? These trips must be paid entirely from funds outside the Oak Ridge High School Athletic Department. TSSAA Tournament games would be an exception to this policy. (All overnight trips involving middle school athletics require Superintendent or designee approval.)

Number of overnight trips (including this request) requested during the current school year: _____

Athletic Director Signature: JOE GARDNER

Date: 10/6/25

Principal's Action: Approved: Disapproved:

Principal's Signature: Beth Joh

Date: 10.7.25

Superintendent or Designee's Action: Approved: Disapproved:

Superintendent or Designee's Signature: _____ Date: _____

Board Approval Date: _____

State Meet Itinerary

Memphis, TN – November 6-8, 2025

All Times are Central Time

Thursday, November 6th

| | |
|------------|------------------------------|
| 9:00 AM ET | Leave ORHS |
| 10:30 AM | Stop for lunch in Cookeville |
| 2:30 PM | Check-in at hotel |
| 4:00 PM | Course Preview |
| 5:30 PM | Go to hotel |
| 6:30 PM | Dinner |
| 8:30 PM | Go to hotel |
| 9:30 PM | Lights out |

Friday, November 7th

| | |
|----------|---------------------------|
| 7:00 AM | Wake up and eat breakfast |
| 9:30 AM | Leave hotel for course |
| 10:00 AM | Arrive at course |
| 12:30 PM | Boys' race |
| 1:20 PM | Girls' race |
| 2:00 PM | Awards |
| 3:00 PM | Leave course for hotel |
| 5:30 PM | Dinner |
| 7:00 PM | Return to hotel |
| 9:30 PM | Lights out |

Saturday, November 8th

| | |
|------------|---------------------------|
| 7:00 AM | Wake up and eat breakfast |
| 8:00 AM | Leave hotel |
| 11:00 AM | Lunch in Nashville |
| 4:00 PM ET | Return to ORHS |



Willow Brook
ELEMENTARY

Willow Brook Elementary

298 Robertsville Road

Oak Ridge, TN 37830

The Oak Ridge Safety Patrol, at all four elementary schools, are requesting permission from the Oak Ridge School Board to travel June 3, 2026 – June 6, 2026, to Washington D.C., as a culminating event as they finish their duties as fourth grade safety patrollers.

The trip to Washington D.C. has become an annual event, and we are happy to continue the tradition. We are very excited for this opportunity for our very deserving fourth grade students. Attached you will find the field trip itinerary.

Respectfully submitted,

Rachel Frazier

(865) 340 - 5001

Willow Brook Elementary School

Assistant Principal

OAK RIDGE SCHOOLS
CAMPUS LEAVE REQUEST – Overnight Trip

Accommodations: Overnight lodging for students must be appropriately selected with student safety, quality of accommodations, cost, and location to events as central considerations. Students should be appropriately assigned to rooms and an overnight adult supervision and contact plan should be established and communicated to students.

School: Linden, Glenwood, Woodland, Willow Brook Date: 10/09/25

The following group requests permission to leave the school campus to participate in the educational activity indicated below. Parental permission will be obtained for each student.

Class/Group Requesting Permission: ORS 4th Grade Safety Patrol

Educational Activity: Trip to Washington DC

Destination: Museums, Memorials, US Capitol, Mount Vernon, Library of Congress

Purpose of Trip: Education and as a reward for working hard all year on Safety Patrol

Departure Date: 6/03/26 Departure Time: 6:00am

Return Date: 6/06/26 Return Time: 6:00pm

Mode of Transportation: Motor Coach

First Student Transportation Contractor School System Van Air Travel

NOTE: Only ORS employees are authorized to drive school system vans.

School System Van – Name of Driver: _____

Driver's License Verified by: _____ Attach copy of driver's license

Transportation Contractor: TBD from approved Vendor List Phone #: _____

(Only approved transportation companies may be used. Refer to ORS website for list of approved companies)

Air Travel Flight #'s: _____

Hotel/Motel Name: TBD by EDU Trips

Address: _____

City: _____ State: _____ Zip: _____

Phone: _____ Contact Person: Kate Coffey

Number of Nights: 3 Hotel Rating: _____

Name of School Sponsor/Date: Rachel Frazier 10/09/25

Signature of School Sponsor: Rachel Frazier Cell #: (865) 340-5001

Minimum requires teacher to student ratio:

PreK – 3 yr olds 1:4 K-2nd 1:6 3rd-4th 1:10 5th-8th 1:12 9th-12th 1:15
4 yr olds 1:6

of Students: 90

of Adults: 12

Chaperone/Student Ratio: 1:8

Professional Staff Chaperone(s)

- 1. Name: Rachel Frazier Cell #: (865) 340 - 5001
- 2. Name: Jordan Whitley Cell #: (865) 221-6076
- 3. Name: Angie Israel Cell #: (865) 310 - 3734
- 4. Name: Brittany Tate Cell #: (865) 310 - 6555

Other Chaperone(s):

- 1. Name: _____ Cell #: _____
- 2. Name: _____ Cell #: _____
- 3. Name: _____ Cell #: _____
- 4. Name: _____ Cell #: _____

Field Trips which exceed \$25,000, involve out of the country travel, out of state travel or overnight stay require School Board approval, regardless of fund raising, Booster Club participation or other contributions. Please follow these guidelines when requesting approval of such trip:

1. *Submit an "Item for Action" for the Board Agenda (Principals have directions on submitting Board Agenda items).*
2. *Attach as documentation the following items"*
 - *Completed Campus Leave Request*
 - *Details of Trip/Itinerary*
 - *Justification/Explanation of Cost (per student/chaperone/total)*
 - *Financial Arrangements for students who cannot afford trip (if any)*
 - *Insurance Details*
 - *Out of country travel requires a release for each student participant*

Financial Arrangements: (please indicate method)

| | | | |
|---------------------|------------------|---|-----------------------|
| No Cost | Paid by Students | Paid by School | Paid by School System |
| Substitute Required | | Acct to be charged for Substitute _____ | |
| \$ <u>748</u> | Per Student | TOTAL TRIP AMOUNT: \$ <u>67,320</u> | |

Provisions for those students unable to pay: _____
Fundraising opportunities will be provided, so students have the opportunity to offset the cost of the trip.

Other information, comments, and special arrangements: (foreseeable hazards must be identified)

Staff Member: _____

Date: _____

Athletic Director: _____

Date: _____

This Section for Athletic Trips Only

At the high school level up to three events and/or tournaments per season can involve an overnight trip. However, no more than one day of school may be missed for these trips. (Under certain conditions, the Superintendent of Schools or designee may approve additional events.? These trips must be paid entirely from funds outside the Oak Ridge High School Athletic Department. TSSAA Tournament games would be an exception to this policy. (All overnight trips involving middle school athletics require Superintendent or designee approval.)

Number of overnight trips (including this request) requested during the current school year: _____

Athletic Director Signature: _____

Date: _____

Principal's Action: Approved: Disapproved:

Principal's Signature: Rachel Szajki

Date: 10/9/25

Superintendent or Designee's Action: Approved: Disapproved:

Superintendent or Designee's Signature: _____ Date: _____

Board Approval Date: _____



Oak Ridge Schools

OFFICE OF
Business & Support Services

Telephone (865) 425-9005
Fax: (865) 425-9060

Bid Minutes
10/08/2025
DC Trip (RFP 26-001A)
Business Services Conference Room
Administration Building

Present for the bid opening:

Jenifer Laurendine
Jenifer Van Dyke
Rachel Frazier
Dana Paolucci

Oak Ridge Schools Executive Director
Oak Ridge Schools Executive Director
Oak Ridge Schools, Asst. Admin. Willow Brook
Oak Ridge Schools Business Services Coordinator

Bid responses were received from the following companies:

| | <u>Bid Amount</u> |
|---|--|
| Educational Travel Adventures Freehold, NJ | \$80,910.00 Total=90 students x \$899.00/student/quad rate 12 chaperones at no cost |
| EDU Trips Tappan, NY | \$67,320.00 ** Total=90 students x \$748.00/student/quad rate 12 chaperones at no cost |
| Four Winds Tours Syosset, NY | \$96,750.00 Total =90 students x \$1,075.00/student/quad rate 12 chaperones at no cost |
| Gerber Tours, Inc. Melville, NY | \$87,660.00 Total=90 students x \$974.00/student/quad rate 12 chaperones at no cost |
| GL Travel Granite Bay, CA | \$101,520.00 Total=90 students x \$1,128.00/student/quad rate 12 chaperones at no cost |
| Worldstrides Charlottesville, VA | \$107,730.00 Total=90 students x \$1,197.00/student/quad rate 12 chaperones at no cost |

**** Recommended Bid Winner**



Oak Ridge Schools
OFFICE OF
Business & Support Services

Telephone (865)425-9005
Fax: (865)425-9060

DATE: October 14, 2025

TO: Jenifer Van Dyke, Executive Director of Finance

cc: Dana Paolucci, Jenifer Laurendine, Amanda Roe

FROM: Mary Ann Riley, Purchasing Specialist, Oak Ridge Schools

SUBJECT: Recommendation of RFP 26-001A DC Trip

I recommend that the Oak Ridge Board of Education choose EDU Trips for the above-mentioned bid. Their bid of \$ 67,320.00 met all bid specifications. Total cost is based on 90 students x \$748.00/student/quad rate and includes 12 chaperones at no additional cost. Their bid scored a 100 on the proposed ranking sheet once evaluated.

A bid committee led by Rachel Frazier evaluated the proposal. The RFP was advertised in accordance with state guidelines and made available in the Knoxville News Sentinel, the Clinton Courier News, the Oak Ridge Schools' website and BidNet.

Attachment: Bid Minutes

The logo for Edutrips, featuring the word "Edutrips" in a stylized, blue, outlined font. The "E" and "D" are large and blocky, while "utrips" is in a smaller, more cursive script. The logo is set against a background of a blue sky with white clouds and a portion of the Illinois State Capitol dome.


Educational Trip Proposal

Oak Ridge School

Washington DC

June 3 - 6, 2026 - 3 nights/4 days
90 Students/12 Chaperones

RFP 26-001:A



Step out of the classroom, step into the world! • 1-866-824-2266 • info@edutrips.com • www.edutrips.com

The EDU Trips Difference



Customized Itineraries

Whether your focus is literature, history, business, service learning, performing arts, or anything in between, our trips are designed to fit the needs of your students.



Dedicated Program Managers

Your group will be provided with a dedicated program manager, who will be with you every step of the way.



Highly Experienced Team

Our team has more than 30 years of combined experience planning and operating educational trips.



Value and Affordability

Our long-standing relationships with vendors allows us to give your students an unforgettable experience and guaranteed affordable price.



Peace of Mind

Safety is our top priority. We carefully select and review all of our vendors, tour guides, and transportation companies to ensure that all of our trips are safe and secure. Your group will also have access to our 24/7 emergency contact throughout your trip.



Online Registration

For your convenience we offer an online registration and payment system. Fees apply.



Step out of the classroom, step into the world! • 1-866-824-2266 • info@edutrips.com • www.edutrips.com

Inclusions:

- Round trip Motorcoach transportation via luxury charter bus from Oak Ridge, TN to Washington DC As per the district's preferred vendor list
- Bus transportation via luxury motor coach with working outlets and Wifi while in Washington DC
- 3 nights hotel accommodation at a conveniently located hotel
- Breakfast daily at hotel
- 4 lunches
- 3 dinners
- Visit Manassas Battlefields
- Drive by Embassy Row
- Walking tour of the monuments and memorials
- Visit National Archives
- Visit the Library of Congress with tour guide
- Visit to the Supreme Court with tour guide
- Admission and tour of the Capitol Building
- Visit the Smithsonian Museum of American History
- Visit Pentagon City Mall
- Admission to Mount Vernon and Mansion tour
- Visit National Air and Space Museum
- Visit Washington National Cathedral
- 3 EDU Trips local tour guides for duration of your trip
- One tour guide to remain with the group an additional half day
- 3 nights private security at hotel on each floor (10pm-6am)
- Free trip for 12 chaperone in double room for each 10 paying passengers. 1 additional single room for chaperone
- Group name tags with emergency contact information for all participants
- Name tags with Emergency Contact Information for each student
- Tour guide gratuities
- Travel/Medical Insurance for each participant
- All taxes, fees, tolls and parking costs included
- Room will be provided for the bus drivers
- All staff involved in the trip will have an up to-date background check at the time of travel
- Professional Liability Insurance up to \$1,000,000



Step out of the classroom, step into the world! • 1-866-824-2266 • info@edutrips.com • www.edutrips.com

Prices per Person

| Occupancy | Based on 50 paying |
|-------------|--------------------|
| Quad | \$748 |
| Triple | \$787 |
| Double | \$871 |
| Single | \$1123 |

Price based on a minimum of **50** paying passengers per bus. Quad and Triple rooms have 2 beds therefore guests will be sharing beds unless they opt for double or single occupancy.

Reservations/Payments

| Payment | Amount | Due Date |
|---------------|--------|-----------|
| 1st Deposit | \$200 | TBD |
| 2nd Payment | \$150 | TBD |
| 3rd Payment | \$150 | TBD |
| Final Payment | \$TBD | 5/10/2022 |

Final rooming lists are due at time of the 3rd payment.

Payments can be submitted via check, money order, debit card or credit card

No services have been booked at this time and are subject to availability
This proposal is good for 60 days from the date of submission.



Day 1: Wednesday, June 3, 2026

Group meets at Oak Ridge School

Load luggage onto bus and depart for Manassas, VA
(Approx. 7.5 hour drive)

Stop for lunch enroute

Arrive at Manassas National Battlefield Park, meet your EDU Trips tour guides

Take a ranger led walking tour of the First and Second Battles of Manassas where you will get a better understanding of Civil War history and the significance of the battlefield

Board the bus and depart for Washington D.C.

Arrive in Washington D.C. and start your guided walking tour which includes: Lincoln Memorial, Vietnam Veteran Korean Memorial, World War II and Vietnam Wall and Washington Monument.


Board the bus and depart for Martin Luther King Jr. Memorial and walk to FDR Memorial and Jefferson Memorial.

Board the bus and depart for dinner at Hard Rock Cafe (to be confirmed)

Following dinner, board the bus to return to the hotel with a scenic drive along Washington D.C.'s famous Embassy Row.

Arrive at the hotel and retire for the evening

Security comes on duty (approximate times 10:00pm - 06:00am)



Step out of the classroom, step into the world! • 1-866-824-2266 • info@edutrips.com • www.edutrips.com

EDU
Trips

Day 2: Thursday, June 4, 2026

Enjoy breakfast at the hotel

Meet your EDU Trips tour guides in the lobby; board the bus and depart for the White House for an exterior visit and photo opportunity. *(Group to take own photos)*

Board the bus and depart for the National Archives, where you will enjoy admission and the opportunity to see the *Declaration of Independence, Constitution, and Bill of Rights*.

Next, depart for the Library of Congress for a brief visit with your tour guide

After your visit, walk to the Supreme Court for an exterior visit and a photo opportunity *(Group to take own photos)*

Walk to the Capitol Building and enjoy lunch at the food court

Lunch ends, your tour of the Capitol Building begins! Enjoy a quick movie and a walking tour through the building.

Tour ends, depart for the National Museum of American History. Explore the museum at your leisure where you will see exhibits of the nation's cultural and political history!

Board bus and depart for Pentagon City Mall

Enjoy dinner at the mall (restaurant to be confirmed)

After dinner, board the bus and depart for your hotel.

Arrive at the hotel and retire for the evening
Security comes on duty (approximate times 10:00pm - 06:00am)



EDU
Trips

Step out of the classroom, step into the world! • 1-866-824-2266 • info@edutrips.com • www.edutrips.com

Day 3: Friday, June 5, 2026

Enjoy breakfast at hotel

Meet your EDU Trips tour guides in the lobby and depart for Mount Vernon, arrive and clear security

Begin the Mansion tour where you will begin to explore George Washington's home and grounds!

Tour ends, return to the bus and depart for the Smithsonian National Air and Space Museum. Explore the museum at your leisure.

Admission to IMAX theatre (pending schedule)

Enjoy lunch at the museum

After lunch, board the bus and depart for the Washington National Cathedral for your guided tour!

Tour ends, board the bus and depart for dinner at Chevys Fresh Mexican restaurant (to be confirmed)

Enjoy your farewell dinner with the group!

After dinner, board the bus and return to the hotel

Arrive at the hotel and retire for the evening

Security comes on duty (approximate times 10:00pm - 06:00am)



EDU
Trips

Step out of the classroom, step into the world! • 1-866-824-2266 • info@edutrips.com • www.edutrips.com


Day 4: Saturday, June 6, 2026

Enjoy breakfast at the hotel

Check out of the hotel and load luggage onto the bus

Board the bus and depart for Oak Ridge High School (approx. 7.5 hour drive)

Stop for lunch enroute back to the school



Step out of the classroom, step into the world! • 1-866-824-2266 • info@edutrips.com • www.edutrips.com

History Log

Oak Ridge (012) Public District - FY 2026 - HQIM Literacy Implementation Networks - Rev 0 - History Log

| Attention Needed | Date | User | Status (S)/Comment (C) | S/C |
|------------------|--------------------------|---------------------|------------------------------------|-----|
| | 9/26/2025 12:30:18 PM | Elizabeth McFall | Status changed to 'Draft Started'. | S |
| | 8/22/2025 3:54:21 PM | Spencer Yonce | Status changed to 'Not Started'. | S |

Allocations

Oak Ridge (012) Public District - FY 2026 - HQIM Literacy Implementation Networks - Rev 0 - Allocations

| Allocation Type | (1) | Mentor | (2) | Participant | Total |
|--------------------|-----|---------------|-----|--------------------|--------------------|
| Original | | \$0.00 | | \$74,300.00 | \$74,300.00 |
| Incoming Carryover | | \$0.00 | | \$0.00 | \$0.00 |
| Outgoing Carryover | | \$0.00 | | \$0.00 | \$0.00 |
| Reallocated | | \$0.00 | | \$0.00 | \$0.00 |
| Additional | | \$0.00 | | \$0.00 | \$0.00 |
| Released | | \$0.00 | | \$0.00 | \$0.00 |
| Consortium | | \$0.00 | | \$0.00 | \$0.00 |
| Forfeited | | \$0.00 | | \$0.00 | \$0.00 |
| FER Released | | \$0.00 | | \$0.00 | \$0.00 |
| Total | | \$0.00 | | \$74,300.00 | \$74,300.00 |

Required Contacts

This page is currently not accepting Contacts.

Budget

Oak Ridge (012) Public District - FY 2026 - HQIM Literacy Implementation Networks - Rev 0 - Participant Literacy Network

| Account Number | Total |
|--|--------------------|
| 71100 - Regular Instruction Program | \$0.00 |
| 72210 - Support Services/Regular Instruction Program | \$74,300.00 |
| Total | \$74,300.00 |
| Adjusted Allocation | \$74,300.00 |
| Remaining | \$0.00 |

Budget Detail

Oak Ridge (012) Public District - FY 2026 - HQIM Literacy Implementation Networks - Rev 0 - Participant Literacy Network

72210 - Support Services/Regular Instruction Program - \$74,300.00 ▼

Budget Detail

Narrative Description

Account Number: 72210 - Support Services/Regular Instruction Program
Line Item Number: 399 - Other Contracted Services
Optional Program Code:
Location Code: Oak Ridge (012)
Quantity: 1.00
Cost: \$72,800.00
Line Item Total: \$72,800.00

Contracted services with TNTP scaling and spreading work started in 2025-2026 grant year. Invoices will be submitted quarterly at \$18,200 each.

Account Number: 72210 - Support Services/Regular Instruction Program
Line Item Number: 499 - Other Supplies and Materials
Optional Program Code:
Location Code: Oak Ridge (012)
Quantity: 1.00
Cost: \$1,000.00
Line Item Total: \$1,000.00

Supplemental instructional materials for grades 5-8, which may include but are not limited to iPads, headphones, instructional texts, and other items deemed necessary by the Literacy Coordinator as they relate to this grant funding source.

Account Number: 72210 - Support Services/Regular Instruction Program
Line Item Number: 524 - In-Service / Staff Development
Optional Program Code:

Professional development expenses related to LIN goals will include mileage and meal expenses to local/regional/state convenings.

Code:

Location Oak Ridge (012)

Code:

Quantity: 1.00

Cost: \$500.00

Line Item \$500.00

Total:

Total for 72210 - Support Services/Regular Instruction Program: \$74,300.00

Total for all other Account Numbers: \$0.00

Total for all Account Numbers: \$74,300.00

Adjusted Allocation: \$74,300.00

Remaining: \$0.00

Budget Overview

Oak Ridge (012) Public District - FY 2026 - HQIM Literacy Implementation Networks - Rev 0 - Participant Literacy Network

Filter by Location: All - \$74,300.00 

| Line Item Number | Account Number | 72210 - Support Services/Regular Instruction Program | Total |
|--------------------------------------|----------------|--|------------------|
| 399 - Other Contracted Services | | 72,800.00 | 72,800.00 |
| 499 - Other Supplies and Materials | | 1,000.00 | 1,000.00 |
| 524 - In-Service / Staff Development | | 500.00 | 500.00 |
| Total | | 74,300.00 | 74,300.00 |
| | | Adjusted Allocation | 74,300.00 |
| | | Remaining | 0.00 |

Oak Ridge (012) Public District - FY 2026 - HQIM Literacy Implementation Networks - Rev 0 - Participant Literacy Network

*** This Statement of Assurances, by and between the state of Tennessee's Department of Education ("the State") and the applying district or public charter school participating in the Comprehensive Literacy State Development (CLSD) grant ("the Grantee"), outlines expectations for disbursement of funds through this grant application.**

| | |
|----|---|
| 1. | Payments from the grant may only be used to cover allowable costs. Allowable costs include: a. Vendor fees for network participation and implementation support not to exceed \$73,000. Grant funds may only be paid to vendors for support services that are qualified and approved by the State via a State Request for Qualifications (RFQ); b. Travel directly related to regional implementation networks or yearly statewide convenings; and c. English language arts (ELA) High Quality Instructional Materials (HQIM) identified in the Grantee's application for participation (b and c not to exceed \$10,000). b. Grantees are expected to follow all guidelines for the administration of federal grant funds. Grantees should refer to the Education Department General Administrative Regulations (https://www2.ed.gov/policy/fund/reg/edgarReg/edgar.html), and Uniform Administrative Requirements, Cost Principles, and Audit Requirements for Federal Awards (https://www.federalregister.gov/documents/2013/12/26/2013-30465/uniform-administrative-requirements-cost-principles-and-audit-requirements-for-federal-awards), for guidance. |
| 2. | Grantees will invoice vendors directly and address all invoicing processes and disputes directly with the vendor. |
| 3. | <u>Required Activities.</u> All districts and charter schools selected to be a part of the regional literacy implementation networks shall complete the following: - Participate in a minimum of 6 content webinar sessions yearly (including completing pre and post work required for sessions); - Participate in a minimum of 6 district walk-through sessions yearly (including completing pre and post work required for sessions); - Participate in a minimum of 6 school leader walk through-sessions yearly (including completing pre and post work required for sessions); - Participate in yearly-goal setting meetings; - Share all the data including IPG walk throughs, early literacy diagnostic, and teacher knowledge and nationally developed and district-approved efficacy surveys; - Share findings and impact through walk-through data, diagnostic data, grade band appropriate achievement data, presentations, convening discussions and feedback on grant website; - Cooperate with any required State monitoring of grant activities. |

Related Documents

Oak Ridge (012) Public District - FY 2026 - HQIM Literacy Implementation Networks - Rev 0 - Participant Literacy Network

| Required Documents | | |
|--|----------------------------|---------------|
| Type | Document Template | Document/Link |
| HQIM Literacy Implementation Application | [Upload 1 document(s)] N/A | |
| HQIM Literacy Implementation Assurance | [Upload 1 document(s)] N/A | |

Oak Ridge (012) Public District - FY 2026 - HQIM Literacy Implementation Networks - Rev 0 - HQIM Literacy Implementation Networks Checklist

This checklist is a means of communication between TDOE and LEAs regarding the allowability and allocability of the items submitted in the funding application. Please follow the steps below to ensure that the funding application contains items that are in compliance with program requirements.

- After the LEA submits the application, TDOE will review the application and mark each section as OK, Not Applicable, or Attention Needed. If the application contains no items that are marked as Attention Needed, the application will be approved.
- If the application contains items that are marked as Attention Needed, the application will be returned to the LEA with a status of not approved. The LEA will review the checklist for items that are marked Attention Needed and make the necessary changes to those items. Only the checked items in the sections marked Attention Needed are to be corrected and/or explained. Each section marked Attention Needed also has a place where TDOE may provide notes to explain those items. The LEA should check for notes and additional comments.
- Once the LEA has made the necessary adjustments, the LEA will resubmit the application for approval. If TDOE determines that the item has been corrected, Attention Needed will be changed to OK by the TDOE Reviewer. If the items that were marked Attention Needed still have not been corrected, the application will be returned again to the LEA with a status of not approved.
- Applications that contain no items that are marked Attention Needed will be approved.



General Checklist Comment

No comments have been made at this time

Checklist Description ([Collapse All](#) [Expand All](#))

New Applicant Summary

Oak Ridge (012) Public District - FY 2026 - HQIM Literacy Implementation Networks - Rev 0 - New Applicant Summary

There are no new applicants.



- ePlan Home
- Administer
- Search
- Reports
- Inbox
- Planning
- Monitoring
- Funding
- Data and Information
- Reimbursement Requests
- Project Summary
- LEA Document Library
- Address Book
- TDOE Resources
- Help for Current Page
- Contact TDOE
- ePlan Sign Out**
- McFall, Elizabeth**
- Production**
- Session Timeout
([Hide Timer](#))
00:29:54

Assurance


Oak Ridge (012) Public District - FY 2026 - HQIM Literacy Implementation Networks - Rev 0 - Participant Literacy Network

Save And Go To

* This Statement of Assurances, by and between the state of Tennessee's Department of Education ("the State") and the applying district or public charter school participating in the Comprehensive Literacy State Development (CLSD) grant ("the Grantee"), outlines expectations for disbursement of funds through this grant application.

| | |
|----|--|
| 1. | Payments from the grant may only be used to cover allowable costs. Allowable costs include: |
| | a. Vendor fees for network participation and implementation support not to exceed \$73,000. Grant funds may only be paid to vendors for support services that are qualified and approved by the State via a State Request for Qualifications (RFQ); |
| | b. Travel directly related to regional implementation networks or yearly statewide convenings; and |
| | c. English language arts (ELA) High Quality Instructional Materials (HQIM) identified in the Grantee's application for participation (b and c not to exceed \$10,000). |
| | b. Grantees are expected to follow all guidelines for the administration of federal grant funds. Grantees should refer to the Education Department General Administrative Regulations (https://www2.ed.gov/policy/fund/reg/edgarReg/edgar.html), and Uniform Administrative Requirements, Cost Principles, and Audit Requirements for Federal Awards (https://www.federalregister.gov/documents/2013/12/26/2013-30465/uniform-administrative-requirements-cost-principles-and-audit-requirements-for-federal-awards) for guidance. |
| 2. | Grantees will invoice vendors directly and address all invoicing processes and disputes directly with the vendor. |
| 3. | <u>Required Activities</u> . All districts and charter schools selected to be a part of the regional literacy implementation networks shall complete the following: |
| | - Participate in a minimum of 6 content webinar sessions yearly (including completing pre and post work required for sessions); |
| | - Participate in a minimum of 6 district walk-through sessions yearly (including completing pre and post work required for sessions); |
| | - Participate in a minimum of 6 school leader walk through-sessions yearly (including completing pre and post work required for sessions); |
| | - Participate in yearly-goal setting meetings; |
| | - Share all the data including IPG walk throughs, early literacy diagnostic, and teacher knowledge and nationally developed and district-approved efficacy surveys; |
| | - Share findings and impact through walk-through data, diagnostic data, grade band appropriate achievement data, presentations, convening discussions and feedback on grant website; |
| | - Cooperate with any required State monitoring of grant activities. |

Save And Go To



Oak Ridge Schools

PRESCHOOL

Rationale for Approval of Preschool Policy Committee By-Laws 2025-2026

Each year the By-Laws are reviewed and updated by the Head Start Policy Committee. This update requires approval by the Policy Committee as well as the Board of Ed.

Respectfully,

Mrs. Lisa M Downard

Principal

157 Carver Ave | Oak Ridge, TN 37830

lmdownard@ortn.edu | (865) 425-9101


www.ortn.edu

Every student prepared for college, career, and life success



Oak Ridge Schools

PRESCHOOL



Oak Ridge Schools

PRESCHOOL

BYLAWS

for the Oak Ridge Schools Preschool Policy Committee

Approved: 9/17/2025

I. NAME


The name of this organization shall be the Oak Ridge Schools Preschool Policy Committee. For the purposes of this document, the Oak Ridge Schools Preschool Policy Committee shall hereafter be referred to as the Committee. The Committee was established pursuant to an Act adopted by the Congress of the United States of America as Public Law 90-22 to be the Oak Ridge Schools Head Start Program, a subrecipient of Anderson County Head Start and hereafter referred to as the Program. The governing body is the Oak Ridge Schools Board of Education, hereafter referred to as the subrecipient.

II. PURPOSE

The general purpose of the Committee shall be to promote the welfare of children and families involved in the Oak Ridge Schools Preschool Head Start Program by increasing the effectiveness of Head Start parent participation in the planning and implementation of the Program.

Functions of the Committee, in accordance with federal regulations are:

1. Initiate suggestions and ideas for program improvements and receive periodic reports on action taken by the administering agency with regard to recommendations.
2. Plan, coordinate, and organize agency-wide activities for HS parents with assistance of staff.
3. Administer the parent activity fund.
4. Recruit volunteer services from parents, community residents, and community organizations, and mobilize community resources to meet identified needs.
5. Communicate with all parents and encourage their full participation in the HS program.
6. Approve self-assessment and community assessment goals for HS within the agency and develop ways to meet these goals within federal guidelines.
7. Assist in developing a plan for recruitment of eligible children and approve such a plan. Approve/disapprove criteria for defining recruiting, selection and enrollment priorities.
8. Serve as an intermediary or group that assists or attempts to resolve complaints about the Preschool.
9. Approve or disapprove the request for funds and proposed work programs (grant application) prior to sending to regional office with sufficient time to study the grant package and ask questions of Preschool personnel.
10. Approve or disapprove major changes in the Preschool operating budget.
11. Understand that Policy Committee members will not be compensated for their service.
12. Participate in work teams for updating plans, procedures, conducting interviews, etc., including in person, electronic, virtual/Zoom and phone sessions as needed.



Oak Ridge Schools

PRESCHOOL

13. Advise the Program Principal or designated staff person of the family or community needs as they relate to the program and participate in the planning and implementation of ways to address these needs.

14. Work in partnership with delegate's Preschool management staff to develop, review, and approve/disapprove procedures for program planning in accordance with the findings of the Community Assessment and Self-Assessment annually.

GENERAL PROCEDURES

1. Serve as a link between public and private organizations by fostering partnerships with agencies and organizations and serving as an advocate for the families and children in the community.
2. Work with the Preschool staff and Policy Committee to plan, coordinate, and organize program-wide activities for parents.
3. Determine and approve/disapprove the need for reimbursement to current Committee members for reasonable expenses incurred for participation on the Committee.
4. In conjunction with the Delegate's Board establish written procedures for internal dispute resolution which include impasse procedures between the Committee and the Program.

STAFF MANAGEMENT

1. Approve/disapprove the Program's personnel policies and subsequent changes to those policies, including standards of conduct for Program staff, consultants, and volunteers.
2. Approve/disapprove the hiring or termination criteria for Head Start personnel.


III. MEMBERSHIP

I. Definition of Members – The Committee shall be composed of members, with at least 51% of the membership comprised of parents of a child currently enrolled in HS, in accordance with federal guidelines. The remainder of the membership on the Committee shall be community representatives from area agencies and organizations that have an interest in child development, adult education, or health and human services. The Program will determine the agencies, and method for selecting members.

II. Selection of Members – Members of the Committee shall be elected from the Parent Policy Committee made up of all HS parents/families. Committee members will be elected annually. No staff member of the grantee and/or delegate shall serve on policy committee in a voting capacity. Staff members may attend at the invitation of the committee chairperson, members, or director. Program staff is to be available for information and in a consultation manner only.

III. Conflict of Interest - No person can serve as a member of this policy committee while any member of his/her immediate family is employed with the Preschool program.

IV. Terms of Office – Committee members shall serve for a term of one year but cannot serve more than five years. New membership will be approved and/or disapproved as early as possible at the



Oak Ridge Schools

PRESCHOOL

beginning of each school year with the former Committee continuing to conduct needed business until the new Committee is seated.

V. **Voting Rights** – Each member of the Committee shall have one vote. If both parents of one child attends, only one parent is allowed to vote.

VI. **Termination of Membership** – A member of the Committee can be terminated by a two-thirds vote of the Committee, if he/she is absent from three meetings without having submitted a legitimate excuse in writing to the Committee chairperson (or vice chairperson if absent) prior to the meeting.

VII. **Transfer of Membership** – A new Committee representative is elected by the parent committee. New community agency reps must be approved by Committee.

VIII. **Resignation** – A Committee member shall give a statement of reasons before resigning.

IV. OFFICERS

I. **Officers** – The Committee shall elect a Chairperson, a Co-Chairperson, an Information Officer, and a representative to the Anderson County Policy Council who shall be members of the Committee.

II. **Election and Term of Office** - Each officer shall be elected by full membership of the Committee once the full Committee has been seated. Each officer shall serve a term of one year. They shall be eligible to serve as long as they hold membership on the Committee (no more than five years).

III. **Removal from office** – Any officer or member of the Committee who fails to perform his/her duties as outlined can be removed by a two-thirds vote of the Committee.

IV. **Officer Vacancy** – Vacancies shall be filled by a vote of the Committee.

V. **Duties of the Chairperson** – shall provide leadership and preside at all meetings; have an understanding of the bylaws of Committee; shall extend every courtesy to the discussion of motions; shall call meetings to order and formally close them; shall note whether a quorum is present and declaration of same; shall review the agenda for each regular meeting and give input; explain each motion before it is voted upon; and may vote to break a tie.

VI. **Duties of the Vice-Chairperson** – shall assist the Chairperson and preside in the absence of the chairperson; or whenever the chairperson temporarily vacates the chair. In case of resignation or death of the chairperson, the vice-chairperson shall assume the office until a permanent chairperson is elected.

VII. **Duties of the Information Officer (Secretary)** – shall review the minutes of every Committee meeting to ensure accuracy and sign; keep a copy of the bylaws, standing rules, list of members, a list of unfinished business, and a copy of the agenda; shall preside at meetings in the absence of the chairperson and vice-chairperson.

VIII. **Executive Committee** - The Executive Committee shall be composed of the Officers of the Policy Committee. The Executive Committee shall have the power to conduct business for



Oak Ridge Schools

PRESCHOOL

the Policy Committee between regular Policy Committee meetings. Information voted on by the Executive Committee, will still be shared during the regular meetings.

VI. MEETINGS

I. Regular Meetings – The Committee shall meet at a minimum of twice a quarter once the committee has been seated at such place and time as designated by the Committee. In the event of Oak Ridge City Schools being closed due to inclement weather or illness, the scheduled Committee meeting will be postponed until the following week. If Oak Ridge City Schools are closed for a second week, members will be notified in writing, email, or by phone of the next Committee meeting. Virtual/Zoom meetings will be acceptable.

II. Special Meetings – The chairperson or principal can call special meetings when there is a need. Special meetings shall be called by the chairperson or principal at least 48 hours in advance. Virtual/Zoom Meetings are acceptable.

III. Location and Scheduling of Meetings – The location and schedule of meetings will be approved by the current Committee annually. Virtual/Zoom meetings will be acceptable.

IV. Notice of Meetings - Notice shall be made five days prior to such meetings, and all meetings shall be open to the public. Virtual/Zoom meetings are acceptable.

V. Quorum –A quorum of Committee shall consist of 20% of the membership. In the absence of a quorum, the chairperson may elect to poll the membership by written ballot, email, virtual/Zoom or by phone call.

VI. Conduct of the Meeting – All meetings shall be open to the public. No member of the Committee shall be paid for services, but may be reimbursed for out-of-pocket expenses incurred on behalf of the Committee. Except where inconsistent with the laws of the State of Tennessee or the United States or these Bylaws, Robert’s Rules of Order (latest edition) shall govern the conduct of meetings of the Committee.

VII. Statement of Non-Discrimination – The Committee shall not discriminate against any person in the hiring of personnel, election of Committee members, provision of services to the public, the contraction for or purchasing of services, or in any other way on the basis of race, color, sex, national origin, disabling condition, age, or any other basis prohibited by law. This policy against discrimination includes, but is not limited to a commitment to full compliance with Title VI of the Civil Rights Act of 1964, Section 504 of the Rehabilitation Act of 1973, the Age Discrimination Act of 1976, the Americans with Disabilities Act, and any subsequent amendments to these statutes.

AMENDMENTS

The bylaws will be revised annually and voted on by a majority vote of the membership. Notice of the proposed amendment must be given no later than five days prior to the meeting. The Committee may debate an amendment before adoption.



Oak Ridge Schools
TEACHING AND LEARNING

MEMORANDUM

Dr. Kelly Williams

Executive Director, Office of Teaching and Learning

TO: Board of Education

DATE: 10/27/25

SUBJECT: Item for Action: Approval of FY26 Healthy Students Stronger Learners Grant

I recommend the board's approval of the FY26 Healthy Students Stronger Learners Grant Funding Application. This new grant program provides funding for Physical Education teachers to participate in professional development specific to adaptive physical education. The grant allocation provides travel expenses for two PE teachers to attend training in Pulaski, TN, with other PE educators from across Tennessee.



- [ePlan Home](#)
- [Administer](#)
- [Search](#)
- [Reports](#)
- [Inbox](#)
- [Planning](#)
- [Monitoring](#)
- [Funding](#)
- [Data and Information](#)
- [Reimbursement Requests](#)
- [Project Summary](#)
- [LEA Document Library](#)
- [Address Book](#)
- [TDOE Resources](#)
- [Help for Current Page](#)
- [Contact TDOE](#)
- [ePlan Sign Out](#)
- [McFall, Elizabeth](#)
- Production**
- Session Timeout
(Hide Timer)
00:29:45

Budget Detail

Oak Ridge (012) Public District - FY 2026 - Healthy Students Stronger Learners - Rev 0 - Healthy Students Stronger Learners Tennessee

[Return](#)



Filtering - 1 out of 1 Budget Details match selected filters

[Show All](#) / [Clear All](#)

| Account Number | Line Item Number | Location Code | Narrative |
|----------------|------------------|---------------|---------------------|
| All | All | All | No Options Selected |

[Download Budget Data](#)

<< First < Previous **1** Next > Last >> Items 1-1 out of 1

Items/Page:

| Budget Detail | Narrative Description |
|---|--|
| <p>Account Number: 72120 - Health Services</p> <p>Line Item Number: 524 - In-Service / Staff Development</p> <p>Optional Program Code:</p> <p>Location Code: Oak Ridge (012)</p> <p>Quantity: <input type="text" value="1.00"/></p> <p>Cost: <input type="text" value="\$2,000.00"/></p> <p>Line Item Total: <input type="text" value="\$2,000.00"/></p> | <p>Targeted professional development for two PE teachers to attend an adaptive physical education conference in October 2025. Anticipated expenses include round-trip mileage from Oak Ridge to UT Southern, one night single lodging, and meals per diem.</p> |

| | |
|--|---|
| Total for filtered Budget Details: | <input type="text" value="\$2,000.00"/> |
| Total for all other Budget Details: | <input type="text" value="\$0.00"/> |
| Total for all Budget Details: | <input type="text" value="\$2,000.00"/> |
| Adjusted Allocation: | <input type="text" value="\$2,000.00"/> |
| Remaining: | <input type="text" value="\$0.00"/> |

[Return](#)

Oak Ridge Schools
2025–26 TISA Accountability Report Summary

To: Oak Ridge Schools Executive Team & Board of Education

From: Dr. Kelly Williams, Executive Director of Teaching & Learning

Date: October 10, 2025

Subject: Summary of Oak Ridge Schools 2025–26 TISA Accountability Report

Overview

The Tennessee Investment in Student Achievement (TISA) funding model requires districts to submit an annual accountability report to demonstrate how fiscal decisions align with student achievement goals. Oak Ridge Schools' 2025–26 report outlines district goals, prior-year investments, and action plans for improving academic outcomes.

District Goals

1. 3rd Grade ELA Proficiency – Increase from 56% (2025) to 70% by 2026.
2. Math Proficiency – Increase to 65% by 2028.
3. Graduation Rate – Increase to 97% by 2028.

Goal Progress & Key Investments

Goal 1 – 3rd Grade ELA

- Year 2 Outcome: 56.5% proficient (target 63%)
- Investments: HQIM/TNCPE partnership – \$100,000; after-school tutoring – \$52,000; Summer Learning Camp – \$300,000; PLC coaches – \$500,000
- Impact: Learning walks improved instruction; tutoring provided extended learning time.
- 2025–26 Plan: Continue quarterly data reviews, targeted PLC planning, tutoring for non-proficient students, and instructional learning walks.

Goal 2 – Math Proficiency

- Year 2 Outcome: 53.2% proficient (target 50%)
- Investments: Tutoring – \$52,000; PLC Coaches – \$800,000
- Impact: Math outcomes exceeded target; PLC collaboration remains central.
- 2025–26 Plan: Continue PLC focus, data-driven reviews, and tutoring supports.

Goal 3 – Graduation Rate

- Year 2 Outcome: 96.9% (target 96%)
- Investments: PLC Coaches – \$100,000; WBL Coordinator for Special Education – \$80,000
- Impact: Increased success for students with disabilities and stronger instructional consistency.
- 2025–26 Plan: Maintain block scheduling, expand PLC capacity, continue WBL role, assign AP/counselor pairs to cohorts, and develop student progress dashboards.

Oak Ridge Schools
2025–26 TISA Accountability Report Summary

Budget Alignment

The district's 2024–25 budget sustains key strategies that directly support academic growth:

- PLC coaches at all schools
- Tutoring with transportation and staffing support
- Continued investment in specialized roles (Reading, Math, PLC, and WBL coordinators)

Public Comment Process

- Public Review Window: October 10–30, 2025
- Engagement Channels: Online comment form and School Board meeting

Summary

Oak Ridge Schools continues to demonstrate progress toward its literacy, math, and graduation goals through evidence-based strategies and strategic fiscal alignment. Sustained investment in professional learning communities, tutoring, and instructional leadership remains central to improving student outcomes under TISA.

2025 Local Education Agency Compliance Report

Local education agencies (LEAs) are required to comply with all federal and state education laws and State Board of Education (SBE) rules. This annual compliance report is one mechanism the department uses to ensure education laws and rules are faithfully executed. The commissioner of education is charged with taking corrective action when an LEA is noncompliant with those laws and rules or is not following a department-approved compliance plan.

Each LEA must submit this report and, if applicable, the corresponding corrective action plan, to the department by **November 28, 2025**. During completion, an LEA should carefully check the status of its compliance with all federal and state education laws and SBE rules. The department monitors and verifies LEA compliance via multiple data sources (e.g., Education Information System, internal program managers) and will consider those sources in making a final determination of an LEA's compliance. Please be advised annual compliance report data may inform an LEA's approval classification.

I certify that the LEA is in compliance with all federal and state education laws and SBE rules.

I certify that, with the exception of areas indicated in the **attached corrective action plan**, the LEA is in compliance with all federal and state education laws and SBE rules.

LEA Name:

Director of Schools/Superintendent Name:

Director of Schools/Superintendent **Signature:**

School Board Chair Name:

School Board Chair **Signature:**

Date of School Board Approval:

UPLOAD COMPLETED REPORT TO ePlan BY **NOVEMBER 28, 2025**

(including the corresponding corrective action plan if applicable).

Upload instructions are accessible [here](#).

Appendix A

2025 Noncompliance Corrective Action Plan

Instructions: Below is a screenshot of the corrective action plan template. The actual template, which is provided [here](#) in Word format, includes an example and can also be accessed by downloading and opening this PDF and then clicking the attachment (paper clip) icon in the navigation pane.

Additionally, the current edition of *Commissioner's Update for Directors* includes individual links to the compliance report, corrective action plan template, and ePlan submission instructions.

| Area of Noncompliance | Scope and Reason(s) for Noncompliance | Corrective Action Step(s) | Person(s) Responsible | Anticipated Completion Date(s) |
|---|--|--|--|---|
| T.C.A. § 49-5-413(a) (background checks) | An internal audit conducted on October 1, 2025, revealed eleven (13) employees with an expired background check. E X | <ul style="list-style-type: none"> ▪ Notify the thirteen (13) impacted employees and their managers of the noncompliance in writing and include next steps. ▪ Coordinate fingerprinting scheduling, results processing, and related communications. A M P ▪ Notify the TDOE director of LEA approval of corrective action plan completion. | <p>Human Resources Director</p> <p>Human Resources Director</p> <p>Human Resources Director (with director of schools copied) L E</p> | <p>Oct. 15, 2025</p> <p>Oct. 15 – Oct. 29, 2025</p> <p>Nov. 3, 2025</p> |

Appendix B

The following is a list of helpful links to state education laws and SBE rules:

Public chapters regarding education passed during the 2025 legislative session:

<https://www.tn.gov/content/dam/tn/education/legal/2025%20Legislative%20Report.pdf>

Current and pending SBE rules:

<https://www.tn.gov/sbe/rules--policies-and-guidance.html>

Tennessee Code Annotated:

<http://www.lexisnexis.com/hottopics/tncode/>

If you have questions regarding education laws or SBE rules, please contact the department's general counsel, Christy Ballard, at (615) 741-2921 or Christy.Ballard@tn.gov.



Oak Ridge Schools

Business Office

Telephone (865)425-9004
Fax: (865)425-9060

Memorandum

To: Dr. Bruce Borchers, Superintendent

From: Jenifer Van Dyke, ^{JVD} Executive Director of Finance

Date: October 27, 2025

RE: FY25 Internal School Funds Audit

We have received the FY 25 Internal School Funds Annual Financial Report for Oak Ridge Schools from Brown, Jake & McDaniel, PC. The results of the audit examination for the individual student activity for each school continue to reflect an overall commitment by staff to the fiscal management and observance of Board of Education policies and procedures.

**OAK RIDGE SCHOOLS
INTERNAL SCHOOL FUNDS
Financial Statements
With Supplementary Information
For the Fiscal Year Ended June 30, 2025
and
Independent Auditor's Report**

OAK RIDGE SCHOOLS
INTERNAL SCHOOL FUNDS

Financial Statements
With Supplementary Information

For the Fiscal Year Ended June 30, 2025

Table of Contents

| | <u>Page</u> |
|---|-------------|
| Table of Contents | 1 – 2 |
| List of Principal Officials | 3 |
| Independent Auditor's Report | 4 – 6 |
| Financial Statements | |
| Combined Balance Sheet – Regulatory Basis – All Schools | 7 |
| Combined Statement of Revenues, Expenditures and Changes in Fund Balances – Regulatory Basis – All Schools | 8 |
| Individual School Financial Statements | |
| Oak Ridge High School | |
| Balance Sheet – Regulatory Basis | 9 – 11 |
| Statement of Revenues, Expenditures and Changes in Fund Balance – Regulatory Basis | 12 – 15 |
| Jefferson Middle School | |
| Balance Sheet – Regulatory Basis | 16 |
| Statement of Revenues, Expenditures and Changes in Fund Balance – Regulatory Basis | 17 – 18 |
| Robertsville Middle School | |
| Balance Sheet – Regulatory Basis | 19 – 20 |
| Statement of Revenues, Expenditures and Changes in Fund Balance – Regulatory Basis | 21 – 22 |
| Glenwood Elementary School | |
| Balance Sheet – Regulatory Basis | 23 |
| Statement of Revenues, Expenditures and Changes in Fund Balance – Regulatory Basis | 24 |
| Linden Elementary School | |
| Balance Sheet – Regulatory Basis | 25 |
| Statement of Revenues, Expenditures and Changes in Fund Balance – Regulatory Basis | 26 |
| Willow Brook Elementary School | |
| Balance Sheet – Regulatory Basis | 27 |
| Statement of Revenues, Expenditures and Changes in Fund Balance – Regulatory Basis | 28 |
| Woodland Elementary School | |
| Balance Sheet – Regulatory Basis | 29 |
| Statement of Revenues, Expenditures and Changes in Fund Balance – Regulatory Basis | 30 |
| Oak Ridge Preschool | |
| Balance Sheet – Regulatory Basis | 31 |
| Statement of Revenues, Expenditures and Changes in Fund Balance – Regulatory Basis | 32 |
| Notes to Financial Statements | 33 – 37 |

OAK RIDGE SCHOOLS
INTERNAL SCHOOL FUNDS

Financial Statements
With Supplementary Information

For the Fiscal Year Ended June 30, 2025

Table of Contents (Continued)

| | <u>Page</u> |
|---|-------------|
| Supplementary Information | |
| Schedule of Interfund and Interaccount Transfers (By School) | 38 – 45 |
| Schedule of Salary Supplements (By School) | 46 |
| Schedule of Fidelity Bond Coverage | 47 |
| Independent Auditor's Report on Internal Control over Financial Reporting and on Compliance and Other Matters Based on an Audit of Financial Statements Performed in Accordance with <i>Government Auditing Standards</i> | 48 – 49 |
| Schedule of Prior Year Findings | 50 |

OAK RIDGE SCHOOLS
INTERNAL SCHOOL FUNDS

List of Principal Officials

June 30, 2025

Board of Education Members

Mr. Keys Fillauer, Chair (7/1/24-11/18/24)
Ms. Laura McLean, Chair (1/14/25-6/30/25), Vice Chair (7/1/24-1/13/25)
Ms. Erin Webb, Vice Chair (1/14/25-6/30/25)
Ms. Angi Agle, Board Member (7/1/24-11/18/24)
Ms. Mary Crank, Board Member (11/18/24-6/30/25)
Ms. Heather Hartman, Board Member
Ms. Ashley Craven, Board Member (11/18/24-6/30/25)

School Administration

Dr. Drayton Hawkins, Principal, Oak Ridge High School
Ms. Christy Free, Interim Principal, Robertsville Middle School
Mr. Phil Cox, Principal, Jefferson Middle School
Mr. D. T. Hobby, Principal, Woodland Elementary School
Mr. Jason Nussbaum, Principal, Willow Brook Elementary School
Ms. Heather Jenkins, Principal, Linden Elementary School
Dr. Ginny Boles, Principal, Glenwood Elementary School
Ms. Lisa Downard, Principal, Preschool

Central Office Administration

Dr. Bruce Borchers, Superintendent
Ms. Jenifer Laurendine, Executive Director of School Leadership
Dr. Kelly Williams, Executive Director of Teaching and Learning
Mr. Matthew Bradburn, Executive Director of Human Resources
Ms. Jenifer Van Dyke, Executive Director of Finance
Dr. Larrissa Henderson, Director of Pupil Services
Mr. Doug Cofer, Director of Technology
Mr. Allen Thacker, Director of Maintenance

BROWN JAKE & McDANIEL, PC

CERTIFIED PUBLIC ACCOUNTANTS
 2607 KINGSTON PIKE, SUITE 110
 KNOXVILLE, TENNESSEE 37919-3336
 865/637-8600 • fax: 865/637-8601
 www.bjmpc.com

JOE L. BROWN, CPA, CGFM, CGMA
 FRANK D. McDANIEL, CPA, CGFM, CGMA
 TERRY L. MOATS, CPA, CGFM, CGMA
 JAMES E. BOOHER, CPA, CGMA
 HALEY S. SLAGLE, CPA, CGMA

MEMBERS
 AMERICAN INSTITUTE OF
 CERTIFIED PUBLIC ACCOUNTANTS

Independent Auditor's Report

Members of the Board of Education and
 The Superintendent of Schools
 Oak Ridge Schools
 Oak Ridge, Tennessee

Report on the Audit of the Financial Statements

Opinions

We have audited the financial statements of Oak Ridge Schools Internal School Funds, which comprise the combined and individual school balance sheets – regulatory basis, as of June 30, 2025, and the related combined and individual school statements of revenues, expenditures, and changes in fund balances – regulatory basis for the year then ended, and the related notes to the financial statements.

Unmodified Opinions on Regulatory Basis of Accounting

In our opinion, the accompanying combined and individual school financial statements referred to in the first paragraph present fairly, in all material respects, the assets, liabilities and fund balances of the Oak Ridge Schools Internal School Funds as of June 30, 2025, and the related revenues, expenditures and changes in fund balances for the year then ended, in accordance with the financial reporting provisions of the *Internal School Funds Manual* described in Note 1.

Adverse Opinion on U.S. Generally Accepted Accounting Principles

In our opinion, because of the significance of the matter discussed in the Basis for Adverse Opinion on U.S. Generally Accepted Accounting Principles section of our report, the accompanying financial statements referred to in the first paragraph do not present fairly, in accordance with accounting principles generally accepted in the United States of America, the financial position of the Oak Ridge Schools Internal School Funds as of June 30, 2025, or the changes in financial position for the year then ended.

Basis for Opinions

We conducted our audit in accordance with auditing standards generally accepted in the United States of America (GAAS) and the standards applicable to financial audits contained in *Government Auditing Standards* issued by the Comptroller General of the United States (*Government Auditing Standards*). Our responsibilities under those standards are further described in the Auditor's Responsibilities for the Audit of the Financial Statements section of our report. We are required to be independent of the Oak Ridge Schools Internal School Funds, and to meet our other ethical responsibilities, in accordance with the relevant ethical requirements relating to our audit. We believe that the audit evidence we have obtained is sufficient and appropriate to provide a basis for our audit opinions.

Basis for Adverse Opinion on U.S. Generally Accepted Accounting Principles

As described in Note 1 of the financial statements, the financial statements are prepared by the Oak Ridge Schools Internal School Funds on the basis of the financial reporting provisions of the *Internal School Funds Manual*, which is a basis of accounting other than accounting principles generally accepted in the United States of America, to meet the requirements of the State of Tennessee. The effects on the financial statements of the variances between the regulatory basis of accounting described in Note 1 and accounting principles generally accepted in the United States of America, although not reasonably determinable, are presumed to be material and pervasive.

Responsibilities of Management for the Financial Statements

Management is responsible for the preparation and fair presentation of these financial statements in accordance with the financial reporting provisions of the *Internal School Funds Manual*, as described in Note 1. Management is also responsible for the design, implementation and maintenance of internal control relevant to the preparation and fair presentation of financial statements that are free from material misstatement, whether due to fraud or error.

Auditor's Responsibilities for the Audit of the Financial Statements

Our objectives are to obtain reasonable assurance about whether the financial statements as a whole are free from material misstatement, whether due to fraud or error, and to issue an auditor's report that includes our opinions. Reasonable assurance is a high level of assurance but is not absolute assurance and therefore is not a guarantee that an audit conducted in accordance with GAAS and *Government Auditing Standards* will always detect a material misstatement when it exists. The risk of not detecting a material misstatement resulting from fraud is higher than for one resulting from error, as fraud may involve collusion, forgery, intentional omissions, misrepresentations, or the override of internal control. Misstatements are considered material if there is a substantial likelihood that, individually or in the aggregate, they would influence the judgment made by a reasonable user based on the financial statements.

In performing an audit in accordance with GAAS and *Government Auditing Standards*, we:

- exercise professional judgment and maintain professional skepticism throughout the audit.
- identify and assess the risks of material misstatement of the financial statements, whether due to fraud or error, and design and perform audit procedures responsive to those risks. Such procedures include examining, on a test basis, evidence regarding the amounts and disclosures in the financial statements.
- obtain an understanding of internal control relevant to the audit in order to design audit procedures that are appropriate in the circumstances, but not for the purpose of expressing an opinion on the effectiveness of the Oak Ridge Schools Internal School Funds' internal control. Accordingly, no such opinion is expressed.
- evaluate the appropriateness of accounting policies used and the reasonableness of significant accounting estimates made by management, as well as evaluate the overall presentation of the financial statements.
- conclude whether, in our judgment, there are conditions or events, considered in the aggregate, that raise substantial doubt about the Oak Ridge Schools Internal School Funds' ability to continue as a going concern for a reasonable period of time.

We are required to communicate with those charged with governance regarding, among other matters, the planned scope and timing of the audit, significant audit findings, and certain internal control-related matters that we identified during the audit.

Supplementary Information

Our audit was conducted for the purpose of forming opinions on the combined and individual school financial statements – regulatory basis that collectively comprise Oak Ridge Schools Internal School Funds’ basic financial statements. The supplementary information, as listed in the table of contents, is presented for purposes of additional analysis and is not a required part of the basic financial statements – regulatory basis. As described in Note 1 of the financial statements, the supplementary information, as listed in the table of contents, is prepared by the Oak Ridge Schools Internal School Funds on the basis of the financial reporting provisions of the *Internal School Funds Manual*, which is a comprehensive basis of accounting other than accounting principles generally accepted in the United States of America.

Such information is the responsibility of management and was derived from and relates directly to the underlying accounting and other records used to prepare the basic financial statements – regulatory basis. The information has been subjected to the auditing procedures applied in the audit of the basic financial statements – regulatory basis and certain additional procedures, including comparing and reconciling such information directly to the underlying accounting and other records used to prepare the basic financial statements – regulatory basis or to the basic financial statements – regulatory basis themselves, and other additional procedures in accordance with auditing standards generally accepted in the United States of America. In our opinion, the supplementary information, as listed in the table of contents, is fairly stated, in all material respects, in relation to the basic financial statements – regulatory basis as a whole.

Other Information

Management is responsible for the other information included in the annual financial report. The other information comprises the list of principal officials but does not include the basic financial statements – regulatory basis and our auditor's report thereon. Our opinions on the basic financial statements – regulatory basis do not cover the other information, and we do not express an opinion or any form of assurance thereon.

In connection with our audit of the basic financial statements – regulatory basis, our responsibility is to read the other information and consider whether a material inconsistency exists between the other information and the basic financial statements – regulatory basis, or the other information otherwise appears to be materially misstated. If, based on the work performed, we conclude that an uncorrected material misstatement of the other information exists, we are required to describe it in our report.

Other Reporting Required by Government Auditing Standards

In accordance with *Government Auditing Standards*, we have also issued our report dated August 20, 2025 on our consideration of the Oak Ridge Schools Internal School Funds’ internal control over financial reporting and on our tests of its compliance with certain provisions of laws, regulations, contracts, and grant agreements and other matters. The purpose of that report is solely to describe the scope of our testing of internal control over financial reporting and compliance and the results of that testing, and not to provide an opinion on the effectiveness of Oak Ridge Schools Internal School Funds’ internal control over financial reporting or on compliance. That report is an integral part of an audit performed in accordance with *Government Auditing Standards* in considering the Oak Ridge Schools Internal School Funds’ internal control over financial reporting and compliance.



Knoxville, Tennessee
August 20, 2025

OAK RIDGE SCHOOLS
INTERNAL SCHOOL FUNDS

Combined Balance Sheet – Regulatory Basis – All Schools

June 30, 2025

| | <u>Oak Ridge High</u> | <u>Jefferson Middle</u> | <u>Robertsville Middle</u> | <u>Glenwood Elementary</u> | <u>Linden Elementary</u> | <u>Willow Brook Elementary</u> | <u>Woodland Elementary</u> | <u>Preschool</u> | <u>Total</u> |
|---|---------------------------|-----------------------------|--------------------------------|--------------------------------|------------------------------|------------------------------------|--------------------------------|------------------------|----------------------------|
| <u>ASSETS</u> | | | | | | | | | |
| Cash on hand | \$ 150 | \$ 2,100 | \$ - | \$ - | \$ - | \$ - | \$ - | \$ - | \$ 2,250 |
| Cash in bank - checking | 849,204 | 281,300 | 150,630 | 14,655 | 64,644 | 45,367 | 64,673 | 1,469 | 1,471,942 |
| Cash in bank - savings | - | - | - | - | - | - | - | - | - |
| Certificates of deposit | - | - | - | - | - | - | - | - | - |
| Accounts receivable | 16,615 | - | - | 4,367 | - | - | - | - | 20,982 |
| Inventory | - | - | - | - | - | - | - | - | - |
| Prepays | - | - | - | - | - | - | - | - | - |
| Total assets | <u>\$ 865,969</u> | <u>\$ 283,400</u> | <u>\$ 150,630</u> | <u>\$ 19,022</u> | <u>\$ 64,644</u> | <u>\$ 45,367</u> | <u>\$ 64,673</u> | <u>\$ 1,469</u> | <u>\$ 1,495,174</u> |
| <u>LIABILITIES AND FUND BALANCES</u> | | | | | | | | | |
| Liabilities: | | | | | | | | | |
| Accounts payable | \$ - | \$ - | \$ 1,278 | \$ 974 | \$ - | \$ - | \$ - | \$ - | \$ 2,252 |
| Total liabilities | <u>-</u> | <u>-</u> | <u>1,278</u> | <u>974</u> | <u>-</u> | <u>-</u> | <u>-</u> | <u>-</u> | <u>2,252</u> |
| Fund balances: | | | | | | | | | |
| Restricted | <u>865,969</u> | <u>283,400</u> | <u>149,352</u> | <u>18,048</u> | <u>64,644</u> | <u>45,367</u> | <u>64,673</u> | <u>1,469</u> | <u>1,492,922</u> |
| Total fund balances | <u>865,969</u> | <u>283,400</u> | <u>149,352</u> | <u>18,048</u> | <u>64,644</u> | <u>45,367</u> | <u>64,673</u> | <u>1,469</u> | <u>1,492,922</u> |
| Total liabilities and fund balances | <u>\$ 865,969</u> | <u>\$ 283,400</u> | <u>\$ 150,630</u> | <u>\$ 19,022</u> | <u>\$ 64,644</u> | <u>\$ 45,367</u> | <u>\$ 64,673</u> | <u>\$ 1,469</u> | <u>\$ 1,495,174</u> |

The accompanying notes are an integral
part of these financial statements.

OAK RIDGE SCHOOLS
INTERNAL SCHOOL FUNDS

Combined Statement of Revenues, Expenditures and Changes
in Fund Balances – Regulatory Basis – All Schools

For the Fiscal Year Ended June 30, 2025

| | Oak Ridge High | Jefferson Middle | Robertsville Middle | Glenwood Elementary | Linden Elementary | Willow Brook Elementary | Woodland Elementary | Preschool | Total |
|--|-------------------|---------------------|------------------------|------------------------|----------------------|----------------------------|------------------------|-----------|--------------|
| Revenues | \$ 1,241,560 | \$ 199,013 | \$ 216,647 | \$ 33,821 | \$ 32,705 | \$ 36,401 | \$ 31,840 | \$ 3,262 | \$ 1,795,249 |
| Expenditures | 1,177,302 | 194,341 | 220,702 | 45,444 | 36,299 | 35,746 | 29,463 | 3,392 | 1,742,689 |
| Revenues over (under) expenditures | 64,258 | 4,672 | (4,055) | (11,623) | (3,594) | 655 | 2,377 | (130) | 52,560 |
| Other financing sources (uses): | | | | | | | | | |
| Operating transfers in | - | - | - | - | - | - | - | - | - |
| Operating transfers out | - | - | - | - | - | - | - | - | - |
| Total other financing sources (uses) | - | - | - | - | - | - | - | - | - |
| Revenues and other financing sources over (under) expenditures and other financing uses | 64,258 | 4,672 | (4,055) | (11,623) | (3,594) | 655 | 2,377 | (130) | 52,560 |
| Changes in reserve for inventory | - | - | - | - | - | - | - | - | - |
| Fund balances, July 1, 2024 | 801,711 | 278,728 | 153,407 | 29,671 | 68,238 | 44,712 | 62,296 | 1,599 | 1,440,362 |
| Fund balances, June 30, 2025 | \$ 865,969 | \$ 283,400 | \$ 149,352 | \$ 18,048 | \$ 64,644 | \$ 45,367 | \$ 64,673 | \$ 1,469 | \$ 1,492,922 |

The accompanying notes are an integral
part of these financial statements.

OAK RIDGE SCHOOLS
INTERNAL SCHOOL FUNDS

Oak Ridge High School
Balance Sheet – Regulatory Basis

June 30, 2025

| | Assets | | | | | | | Liabilities and Fund Balances | | | | | |
|---------------------------|--------------|-------------------------|------------------------|-------------------------|---------------------|-----------|---------|-------------------------------|------------------|-------------------|------------|---------------------|-------------------------------------|
| | Cash on Hand | Cash in Bank - Checking | Cash in Bank - Savings | Certificates of Deposit | Accounts Receivable | Inventory | Prepays | Total Assets | Liabilities | | | Total Fund Balances | Total Liabilities and Fund Balances |
| | | | | | | | | | Accounts Payable | Total Liabilities | Restricted | | |
| General Fund | \$ 150 | \$ 132,739 | \$ - | \$ - | \$ - | \$ - | \$ - | \$ 132,889 | \$ - | \$ - | \$ 132,889 | \$ 132,889 | \$ 132,889 |
| Restricted Funds: | | | | | | | | | | | | | |
| Athletics | - | 80,607 | - | - | - | - | - | 80,607 | - | - | 80,607 | 80,607 | 80,607 |
| Class of 2025 | - | 28 | - | - | - | - | - | 28 | - | - | 28 | 28 | 28 |
| Class of 2026 | - | 1,170 | - | - | - | - | - | 1,170 | - | - | 1,170 | 1,170 | 1,170 |
| Class of 2027 | - | 400 | - | - | - | - | - | 400 | - | - | 400 | 400 | 400 |
| Class of 2028 | - | - | - | - | - | - | - | - | - | - | - | - | - |
| IFC | - | 332 | - | - | - | - | - | 332 | - | - | 332 | 332 | 332 |
| Only One World | - | - | - | - | - | - | - | - | - | - | - | - | - |
| Jugglers Club | - | - | - | - | - | - | - | - | - | - | - | - | - |
| French Club | - | 1,034 | - | - | - | - | - | 1,034 | - | - | 1,034 | 1,034 | 1,034 |
| German Club | - | 225 | - | - | - | - | - | 225 | - | - | 225 | 225 | 225 |
| IRC | - | - | - | - | - | - | - | - | - | - | - | - | - |
| Key Club | - | 719 | - | - | - | - | - | 719 | - | - | 719 | 719 | 719 |
| Young Democrats | - | - | - | - | - | - | - | - | - | - | - | - | - |
| Masquers | - | 25,940 | - | - | - | - | - | 25,940 | - | - | 25,940 | 25,940 | 25,940 |
| NHS | - | 2,959 | - | - | - | - | - | 2,959 | - | - | 2,959 | 2,959 | 2,959 |
| Spanish Honor Society | - | 815 | - | - | - | - | - | 815 | - | - | 815 | 815 | 815 |
| Ski Club | - | 4,821 | - | - | - | - | - | 4,821 | - | - | 4,821 | 4,821 | 4,821 |
| Spanish Club | - | 363 | - | - | - | - | - | 363 | - | - | 363 | 363 | 363 |
| GSA Club | - | 552 | - | - | - | - | - | 552 | - | - | 552 | 552 | 552 |
| Philosophy Club | - | - | - | - | - | - | - | - | - | - | - | - | - |
| Virtual Enterprise | - | 1,965 | - | - | - | - | - | 1,965 | - | - | 1,965 | 1,965 | 1,965 |
| Skills USA | - | 1,998 | - | - | - | - | - | 1,998 | - | - | 1,998 | 1,998 | 1,998 |
| FCA | - | 246 | - | - | - | - | - | 246 | - | - | 246 | 246 | 246 |
| Mock Trial | - | - | - | - | - | - | - | - | - | - | - | - | - |
| E.S.E. | - | - | - | - | - | - | - | - | - | - | - | - | - |
| Hells Club | - | - | - | - | - | - | - | - | - | - | - | - | - |
| TSA | - | 11,947 | - | - | 2,350 | - | - | 14,297 | - | - | 14,297 | 14,297 | 14,297 |
| Interact | - | 512 | - | - | - | - | - | 512 | - | - | 512 | 512 | 512 |
| Math Club | - | 2,966 | - | - | - | - | - | 2,966 | - | - | 2,966 | 2,966 | 2,966 |
| Debate Club | - | - | - | - | - | - | - | - | - | - | - | - | - |
| Pi Club | - | - | - | - | - | - | - | - | - | - | - | - | - |
| Science Club | - | - | - | - | - | - | - | - | - | - | - | - | - |
| Science Olympia | - | - | - | - | - | - | - | - | - | - | - | - | - |
| Science Bowl | - | 978 | - | - | - | - | - | 978 | - | - | 978 | 978 | 978 |
| Scholars Bowl | - | 49,368 | - | - | - | - | - | 49,368 | - | - | 49,368 | 49,368 | 49,368 |
| Chess Club | - | 45 | - | - | - | - | - | 45 | - | - | 45 | 45 | 45 |
| FBLA | - | 4,294 | - | - | - | - | - | 4,294 | - | - | 4,294 | 4,294 | 4,294 |
| Break Dancer Club | - | - | - | - | - | - | - | - | - | - | - | - | - |
| STEPP Club | - | - | - | - | - | - | - | - | - | - | - | - | - |
| First Robotics | - | 10,615 | - | - | - | - | - | 10,615 | - | - | 10,615 | 10,615 | 10,615 |
| Computer Programming | - | - | - | - | - | - | - | - | - | - | - | - | - |
| 2 Left Feet | - | - | - | - | - | - | - | - | - | - | - | - | - |
| Sewing Club | - | - | - | - | - | - | - | - | - | - | - | - | - |
| Subtotal Restricted Funds | - | 204,899 | - | - | 2,350 | - | - | 207,249 | - | - | 207,249 | 207,249 | 207,249 |

(Continued)

OAK RIDGE SCHOOLS
INTERNAL SCHOOL FUNDS

Oak Ridge High School
Balance Sheet – Regulatory Basis
(Continued)

June 30, 2025

| | Assets | | | | | | | Liabilities and Fund Balances | | | | | |
|-------------------------------|--------------|-------------------------|------------------------|-------------------------|---------------------|-----------|---------|-------------------------------|------------------|-------------------|------------|---------------------|-------------------------------------|
| | Cash on Hand | Cash in Bank - Checking | Cash in Bank - Savings | Certificates of Deposit | Accounts Receivable | Inventory | Prepays | Total Assets | Liabilities | | | Total Fund Balances | Total Liabilities and Fund Balances |
| | | | | | | | | | Accounts Payable | Total Liabilities | Restricted | | |
| Restricted Funds (Continued): | \$ - | \$ 108,516 | \$ - | \$ - | \$ - | \$ - | \$ - | \$ 108,516 | \$ - | \$ - | \$ 108,516 | \$ 108,516 | \$ 108,516 |
| JROTC | - | 3,072 | - | - | - | - | - | 3,072 | - | - | 3,072 | 3,072 | 3,072 |
| Sports Media | - | 47,288 | - | - | - | - | - | 47,288 | - | - | 47,288 | 47,288 | 47,288 |
| ISchool | - | - | - | - | - | - | - | - | - | - | - | - | - |
| Business Wild | - | 338 | - | - | - | - | - | 338 | - | - | 338 | 338 | 338 |
| Entrepreneur | - | 7,130 | - | - | - | - | - | 7,130 | - | - | 7,130 | 7,130 | 7,130 |
| Wildcat Pride | - | 688 | - | - | - | - | - | 688 | - | - | 688 | 688 | 688 |
| Disc Sports | - | - | - | - | - | - | - | - | - | - | - | - | - |
| Not In Our School | - | - | - | - | - | - | - | - | - | - | - | - | - |
| CDC I | - | 2,168 | - | - | - | - | - | 2,168 | - | - | 2,168 | 2,168 | 2,168 |
| CDC II | - | 1,047 | - | - | - | - | - | 1,047 | - | - | 1,047 | 1,047 | 1,047 |
| Postage | - | 1,357 | - | - | - | - | - | 1,357 | - | - | 1,357 | 1,357 | 1,357 |
| Freshmen Orientation | - | 16 | - | - | - | - | - | 16 | - | - | 16 | 16 | 16 |
| Prom | - | 20,024 | - | - | - | - | - | 20,024 | - | - | 20,024 | 20,024 | 20,024 |
| English | - | 2,712 | - | - | - | - | - | 2,712 | - | - | 2,712 | 2,712 | 2,712 |
| PTSA Indigent Student | - | 929 | - | - | - | - | - | 929 | - | - | 929 | 929 | 929 |
| Spanish Culture | - | 15,953 | - | - | - | - | - | 15,953 | - | - | 15,953 | 15,953 | 15,953 |
| French Culture | - | 13,620 | - | - | 1,774 | - | - | 15,394 | - | - | 15,394 | 15,394 | 15,394 |
| Girls Choice | - | 874 | - | - | - | - | - | 874 | - | - | 874 | 874 | 874 |
| AP Economics | - | - | - | - | - | - | - | - | - | - | - | - | - |
| FUSRAP | - | 1,251 | - | - | - | - | - | 1,251 | - | - | 1,251 | 1,251 | 1,251 |
| Campus Improvement | - | 6,122 | - | - | - | - | - | 6,122 | - | - | 6,122 | 6,122 | 6,122 |
| Band | - | 2,268 | - | - | - | - | - | 2,268 | - | - | 2,268 | 2,268 | 2,268 |
| Chorus | - | 5,557 | - | - | - | - | - | 5,557 | - | - | 5,557 | 5,557 | 5,557 |
| Orchestra | - | 3,833 | - | - | - | - | - | 3,833 | - | - | 3,833 | 3,833 | 3,833 |
| Music Honors Society | - | - | - | - | - | - | - | - | - | - | - | - | - |
| Student Council | - | 8,020 | - | - | - | - | - | 8,020 | - | - | 8,020 | 8,020 | 8,020 |
| Flea Market | - | 5,381 | - | - | - | - | - | 5,381 | - | - | 5,381 | 5,381 | 5,381 |
| Radio | - | - | - | - | - | - | - | - | - | - | - | - | - |
| Channel 15/TV | - | - | - | - | - | - | - | - | - | - | - | - | - |
| Art | - | 3,054 | - | - | 5,549 | - | - | 8,603 | - | - | 8,603 | 8,603 | 8,603 |
| SECME | - | 1,457 | - | - | - | - | - | 1,457 | - | - | 1,457 | 1,457 | 1,457 |
| IEP | - | 387 | - | - | - | - | - | 387 | - | - | 387 | 387 | 387 |
| Concessions | - | 24,061 | - | - | - | - | - | 24,061 | - | - | 24,061 | 24,061 | 24,061 |
| Welding | - | 11,503 | - | - | - | - | - | 11,503 | - | - | 11,503 | 11,503 | 11,503 |
| Courtesy Fund | - | 6,671 | - | - | - | - | - | 6,671 | - | - | 6,671 | 6,671 | 6,671 |
| CC Biology | - | 3,398 | - | - | - | - | - | 3,398 | - | - | 3,398 | 3,398 | 3,398 |
| CC Foreign Language | - | - | - | - | - | - | - | - | - | - | - | - | - |
| CC Math | - | 14,154 | - | - | 3,549 | - | - | 17,703 | - | - | 17,703 | 17,703 | 17,703 |
| Biology Honors | - | 1,612 | - | - | - | - | - | 1,612 | - | - | 1,612 | 1,612 | 1,612 |
| Chemistry Honors | - | - | - | - | - | - | - | - | - | - | - | - | - |
| Biology Honors B | - | 1,119 | - | - | - | - | - | 1,119 | - | - | 1,119 | 1,119 | 1,119 |
| Biology Honors C | - | 272 | - | - | - | - | - | 272 | - | - | 272 | 272 | 272 |
| AP Chemistry | - | 1,880 | - | - | - | - | - | 1,880 | - | - | 1,880 | 1,880 | 1,880 |
| AP Physics | - | 45 | - | - | - | - | - | 45 | - | - | 45 | 45 | 45 |
| AP Environmental | - | 1,353 | - | - | - | - | - | 1,353 | - | - | 1,353 | 1,353 | 1,353 |
| Anatomy and Physiology | - | 1,261 | - | - | - | - | - | 1,261 | - | - | 1,261 | 1,261 | 1,261 |
| Genetics | - | 273 | - | - | - | - | - | 273 | - | - | 273 | 273 | 273 |
| Subtotal Restricted Funds | - | 330,664 | - | - | 10,872 | - | - | 341,536 | - | - | 341,536 | 341,536 | 341,536 |

(Continued)

OAK RIDGE SCHOOLS
INTERNAL SCHOOL FUNDS

Oak Ridge High School
Balance Sheet – Regulatory Basis
(Continued)

June 30, 2025

| | Assets | | | | | | | Liabilities and Fund Balances | | | | Total Liabilities and Fund Balances | |
|-------------------------------|--------------|-------------------------|------------------------|-------------------------|---------------------|-----------|---------|-------------------------------|------------------|-------------------|------------|-------------------------------------|---------------------|
| | Cash on Hand | Cash in Bank - Checking | Cash in Bank - Savings | Certificates of Deposit | Accounts Receivable | Inventory | Prepays | Total Assets | Accounts Payable | Total Liabilities | Restricted | | Total Fund Balances |
| Restricted Funds (Continued): | | | | | | | | | | | | | |
| STEM | \$ - | \$ 249 | \$ - | \$ - | \$ - | \$ - | \$ - | \$ 249 | \$ - | \$ - | \$ 249 | \$ 249 | \$ 249 |
| Graphic Arts | - | 4,013 | - | - | - | - | - | 4,013 | - | - | 4,013 | 4,013 | 4,013 |
| CTE Early Education | - | 2,800 | - | - | 1,774 | - | - | 4,634 | - | - | 4,634 | 4,634 | 4,634 |
| Engineer and Manuf. Tech | - | 546 | - | - | - | - | - | 546 | - | - | 546 | 546 | 546 |
| Shop | - | 5,879 | - | - | - | - | - | 5,879 | - | - | 5,879 | 5,879 | 5,879 |
| HOSA | - | 7,872 | - | - | - | - | - | 7,872 | - | - | 7,872 | 7,872 | 7,872 |
| Oak Log - Yearbook | - | 83,226 | - | - | - | - | - | 83,226 | - | - | 83,226 | 83,226 | 83,226 |
| Oak Leaf - Newspaper | - | - | - | - | - | - | - | - | - | - | - | - | - |
| College Fair | - | 3,646 | - | - | - | - | - | 3,646 | - | - | 3,646 | 3,646 | 3,646 |
| College Board | - | 31,814 | - | - | - | - | - | 31,814 | - | - | 31,814 | 31,814 | 31,814 |
| Student Magazine | - | - | - | - | - | - | - | - | - | - | - | - | - |
| Library / Media | - | 12 | - | - | - | - | - | 12 | - | - | 12 | 12 | 12 |
| Civics Community | - | - | - | - | - | - | - | - | - | - | - | - | - |
| Health Science Academy | - | 1,499 | - | - | 1,619 | - | - | 3,118 | - | - | 3,118 | 3,118 | 3,118 |
| Green Campus | - | - | - | - | - | - | - | - | - | - | - | - | - |
| Education Foundation | - | 13,448 | - | - | - | - | - | 13,448 | - | - | 13,448 | 13,448 | 13,448 |
| Vietnamese School | - | 200 | - | - | - | - | - | 200 | - | - | 200 | 200 | 200 |
| Grants | - | 3,692 | - | - | - | - | - | 3,692 | - | - | 3,692 | 3,692 | 3,692 |
| R.I.S.E. | - | 4,161 | - | - | - | - | - | 4,161 | - | - | 4,161 | 4,161 | 4,161 |
| Auto Tech | - | 931 | - | - | - | - | - | 931 | - | - | 931 | 931 | 931 |
| Donation | - | 375 | - | - | - | - | - | 375 | - | - | 375 | 375 | 375 |
| PTS/PTSO Donations | - | 1,134 | - | - | - | - | - | 1,134 | - | - | 1,134 | 1,134 | 1,134 |
| Fall Basketball | - | 266 | - | - | - | - | - | 266 | - | - | 266 | 266 | 266 |
| Summer Basketball | - | 6,302 | - | - | - | - | - | 6,302 | - | - | 6,302 | 6,302 | 6,302 |
| Football Camp | - | 127 | - | - | - | - | - | 127 | - | - | 127 | 127 | 127 |
| Baseball Camp | - | 88 | - | - | - | - | - | 88 | - | - | 88 | 88 | 88 |
| Volleyball Camp | - | 202 | - | - | - | - | - | 202 | - | - | 202 | 202 | 202 |
| Girls Soccer | - | - | - | - | - | - | - | - | - | - | - | - | - |
| AVID | - | 6,073 | - | - | - | - | - | 6,073 | - | - | 6,073 | 6,073 | 6,073 |
| SCA Robotics | - | 22 | - | - | - | - | - | 22 | - | - | 22 | 22 | 22 |
| Theatre Class | - | 822 | - | - | - | - | - | 822 | - | - | 822 | 822 | 822 |
| Wildcats for Change | - | 693 | - | - | - | - | - | 693 | - | - | 693 | 693 | 693 |
| Wildcat Mentoring | - | 750 | - | - | - | - | - | 750 | - | - | 750 | 750 | 750 |
| Lost / Damaged | - | - | - | - | - | - | - | - | - | - | - | - | - |
| Subtotal restricted funds | - | 180,902 | - | - | 3,393 | - | - | 184,295 | - | - | 184,295 | 184,295 | 184,295 |
| Total restricted funds | - | 716,465 | - | - | 16,615 | - | - | 733,080 | - | - | 733,080 | 733,080 | 733,080 |
| Total general and restricted | \$ 150 | \$ 849,204 | \$ - | \$ - | \$ 16,615 | \$ - | \$ - | \$ 865,969 | \$ - | \$ - | \$ 865,969 | \$ 865,969 | \$ 865,969 |

The accompanying notes are an integral part of these financial statements.

OAK RIDGE SCHOOLS
INTERNAL SCHOOL FUNDS

Oak Ridge High School
Statement of Revenues, Expenditures and Changes in Fund Balance – Regulatory Basis

For the Fiscal Year Ended June 30, 2025

| | Fund Balances July 1, 2024 | Revenues | Expenditures | Interfund and Interaccount Transfers | | Change (Increase (Decrease)) in Inventory | Fund Balances June 30, 2025 |
|---------------------------|----------------------------------|----------|--------------|--|------|---|-----------------------------------|
| | | | | In | Out | | |
| General Fund: | | | | | | | |
| Coke Commissions | | \$ 4,171 | \$ - | \$ - | \$ - | | |
| Commissions | | 1,347 | - | - | - | | |
| Donations | | 716 | - | - | - | | |
| School Store | | 9,000 | 9,000 | - | - | | |
| Interest | | 477 | - | - | - | | |
| Administration | | - | 5,502 | - | - | | |
| Instructional | | - | 1,196 | - | - | | |
| Total general fund | 132,876 | 15,711 | 15,698 | - | - | - | 132,889 |
| Restricted Funds: | | | | | | | |
| Athletics | 49,987 | 323,920 | 293,300 | - | - | - | 80,607 |
| Class of 2025 | 1,177 | 2,060 | 3,209 | - | - | - | 28 |
| Class of 2026 | 450 | 720 | - | - | - | - | 1,170 |
| Class of 2027 | - | 400 | - | - | - | - | 400 |
| Class of 2028 | - | - | - | - | - | - | - |
| IFC | 332 | - | - | - | - | - | 332 |
| Only One World | - | - | - | - | - | - | - |
| Jugglers Club | - | - | - | - | - | - | - |
| French Club | 34 | 1,000 | - | - | - | - | 1,034 |
| German Club | 113 | 120 | 8 | - | - | - | 225 |
| IRC | - | - | - | - | - | - | - |
| Key Club | 719 | - | - | - | - | - | 719 |
| Young Democrats | - | - | - | - | - | - | - |
| Masquers | 20,571 | 59,789 | 54,420 | - | - | - | 25,940 |
| NHS | 1,070 | 3,100 | 1,211 | - | - | - | 2,959 |
| Spanish Honors Society | 815 | - | - | - | - | - | 815 |
| Ski Club | 4,681 | 5,615 | 5,475 | - | - | - | 4,821 |
| Sewing Club | - | - | - | - | - | - | - |
| Subtotal restricted funds | 79,949 | 396,724 | 357,623 | - | - | - | 119,050 |

(Continued)

OAK RIDGE SCHOOLS
INTERNAL SCHOOL FUNDS

Oak Ridge High School
Statement of Revenues, Expenditures and Changes in Fund Balance – Regulatory Basis
(Continued)

For the Fiscal Year Ended June 30, 2025

| | Fund Balances July 1, 2024 | Revenues | Expenditures | Interfund and Interaccount Transfers | | Change (Increase (Decrease)) in Inventory | Fund Balances June 30, 2025 |
|-------------------------------|----------------------------------|----------|--------------|--|------|---|-----------------------------------|
| | | | | In | Out | | |
| Restricted Funds (Continued): | | | | | | | |
| Spanish Club | \$ 344 | \$ 260 | \$ 241 | \$ - | \$ - | \$ - | \$ 363 |
| GSA Club | 552 | - | - | - | - | - | 552 |
| Philosophy Club | - | - | - | - | - | - | - |
| Virtual Enterprise | 1,996 | 8,735 | 8,766 | - | - | - | 1,965 |
| Skills USA | 1,998 | - | - | - | - | - | 1,998 |
| FCA | 640 | - | 394 | - | - | - | 246 |
| Mock Trial | - | - | - | - | - | - | - |
| E. S. E. | - | - | - | - | - | - | - |
| Haiti Club | - | - | - | - | - | - | - |
| TSA | 3,088 | 36,482 | 25,273 | - | - | - | 14,297 |
| Interact | 1,405 | 2,390 | 3,283 | - | - | - | 512 |
| Math Club | 2,966 | - | - | - | - | - | 2,966 |
| Debate Club | - | - | - | - | - | - | - |
| Pi Club | - | - | - | - | - | - | - |
| Science Club | - | - | - | - | - | - | - |
| Science Olympia | - | - | - | - | - | - | - |
| Science Bowl | 978 | - | - | - | - | - | 978 |
| Scholars Bowl | 49,523 | 40 | 195 | - | - | - | 49,368 |
| Chess Club | 45 | - | - | - | - | - | 45 |
| FBLA | 4,742 | 487 | 935 | - | - | - | 4,294 |
| Break Dancer Club | - | - | - | - | - | - | - |
| STEPP Club | - | - | - | - | - | - | - |
| First Robotics | 15,020 | 33,298 | 37,703 | - | - | - | 10,615 |
| Computer Programming | - | - | - | - | - | - | - |
| 2 Left Feet | - | - | - | - | - | - | - |
| JROTC | 132,443 | 251,998 | 275,925 | - | - | - | 108,516 |
| Sports Media | 263 | 22,200 | 19,391 | - | - | - | 3,072 |
| ISchool | 27,283 | 46,328 | 26,323 | - | - | - | 47,288 |
| Business Wild | 252 | 86 | - | - | - | - | 338 |
| Entrepreneur | 4,207 | 11,354 | 8,431 | - | - | - | 7,130 |
| Wildcat Pride | 969 | 10 | 291 | - | - | - | 688 |
| Disc Sports | - | - | - | - | - | - | - |
| Not In Our School | - | - | - | - | - | - | - |
| CDC I | 1,443 | 1,941 | 1,216 | - | - | - | 2,168 |
| CDC II | 558 | 802 | 313 | - | - | - | 1,047 |
| Postage | 1,357 | - | - | - | - | - | 1,357 |
| Freshmen Orientation | 16 | - | - | - | - | - | 16 |
| Prom | 17,567 | 23,790 | 21,333 | - | - | - | 20,024 |
| English | 3,929 | - | 1,217 | - | - | - | 2,712 |
| Subtotal restricted funds | 273,584 | 440,201 | 431,230 | - | - | - | 282,555 |

(Continued)

OAK RIDGE SCHOOLS
INTERNAL SCHOOL FUNDS

Oak Ridge High School
Statement of Revenues, Expenditures and Changes in Fund Balance – Regulatory Basis
(Continued)

For the Fiscal Year Ended June 30, 2025

| | Fund Balances | Revenues | Expenditures | Interfund and Interaccount Transfers | | Change (Increase (Decrease)) in Inventory | Fund Balances |
|-------------------------------|---------------|----------|--------------|--------------------------------------|------|---|---------------|
| | July 1, 2024 | | | In | Out | | June 30, 2025 |
| Restricted Funds (Continued): | | | | | | | |
| PTSA Indigent Student | \$ 873 | \$ 56 | \$ - | \$ - | \$ - | \$ - | \$ 929 |
| Spanish Culture | 12,786 | 3,549 | 382 | - | - | - | 15,953 |
| French Culture | 23,552 | - | 8,158 | - | - | - | 15,394 |
| Girls Choice | 874 | - | - | - | - | - | 874 |
| AP Economics | - | - | - | - | - | - | - |
| FUSRAP | 1,209 | 42 | - | - | - | - | 1,251 |
| Campus Improvement | 6,122 | - | - | - | - | - | 6,122 |
| Band | 2,094 | 30,230 | 30,056 | - | - | - | 2,268 |
| Chorus | 4,539 | 3,957 | 2,939 | - | - | - | 5,557 |
| Orchestra | 4,788 | 865 | 1,820 | - | - | - | 3,833 |
| Music Honors Society | - | - | - | - | - | - | - |
| Student Council | 10,062 | 14,863 | 16,905 | - | - | - | 8,020 |
| Flea Market | 2,988 | 16,750 | 14,357 | - | - | - | 5,381 |
| Radio | - | - | - | - | - | - | - |
| Channel 15/TV Art | - | - | - | - | - | - | - |
| Art | 1,379 | 34,712 | 27,488 | - | - | - | 8,603 |
| SECME | 1,457 | - | - | - | - | - | 1,457 |
| IEP | 45 | 1,717 | 1,375 | - | - | - | 387 |
| Concessions | 23,736 | 29,124 | 28,799 | - | - | - | 24,061 |
| Welding | 4,695 | 11,675 | 4,867 | - | - | - | 11,503 |
| Courtesy Fund | 5,327 | 2,103 | 759 | - | - | - | 6,671 |
| CC Biology | 916 | 6,095 | 3,613 | - | - | - | 3,398 |
| CC Foreign Language | - | - | - | - | - | - | - |
| CC Math | 39,421 | 14,098 | 35,816 | - | - | - | 17,703 |
| Biology Honors | 951 | 1,926 | 1,265 | - | - | - | 1,612 |
| Chemistry Honors | 787 | - | 787 | - | - | - | - |
| Biology Honors B | 507 | 1,396 | 784 | - | - | - | 1,119 |
| Biology Honors C | 101 | 636 | 465 | - | - | - | 272 |
| AP Chemistry | 345 | 5,624 | 4,089 | - | - | - | 1,880 |
| AP Physics | 373 | 2,166 | 2,494 | - | - | - | 45 |
| AP Environmental | 973 | 1,470 | 1,090 | - | - | - | 1,353 |
| Anatomy and Physiology | 959 | 2,076 | 1,774 | - | - | - | 1,261 |
| STEM | 228 | 1,476 | 1,455 | - | - | - | 249 |
| Genetics | 27 | 246 | - | - | - | - | 273 |
| Subtotal restricted funds | 152,114 | 186,852 | 191,537 | - | - | - | 147,429 |

(Continued)

OAK RIDGE SCHOOLS
INTERNAL SCHOOL FUNDS

Oak Ridge High School
Statement of Revenues, Expenditures and Changes in Fund Balance – Regulatory Basis
(Continued)

For the Fiscal Year Ended June 30, 2025

| | Fund Balances July 1, 2024 | Revenues | Expenditures | Interfund and Interaccount Transfers | | Changes (Increase (Decrease)) in Inventory | Fund Balances June 30, 2025 |
|------------------------------------|----------------------------------|--------------|--------------|--|------|--|-----------------------------------|
| | | | | In | Out | | |
| Restricted Funds (Continued): | | | | | | | |
| Graphic Arts | \$ 4,148 | \$ 2,370 | \$ 2,505 | \$ - | \$ - | \$ - | \$ 4,013 |
| CTE Early Education | 6,771 | 28,066 | 30,203 | - | - | - | 4,634 |
| Engineer and Manuf. Tech | 339 | 2,690 | 2,483 | - | - | - | 546 |
| Shop | 5,006 | 13,958 | 13,085 | - | - | - | 5,879 |
| HOSA | 4,011 | 19,356 | 15,495 | - | - | - | 7,872 |
| Oak Log - Yearbook | 73,053 | 16,416 | 6,243 | - | - | - | 83,226 |
| Oak Leaf - Newspaper | - | - | - | - | - | - | - |
| College Fair | 3,646 | - | - | - | - | - | 3,646 |
| College Board | 29,553 | 52,807 | 50,546 | - | - | - | 31,814 |
| Student Magazine | - | - | - | - | - | - | - |
| Library/Media | 12 | - | - | - | - | - | 12 |
| Civics Community | - | - | - | - | - | - | - |
| Health Science Academy | 2,003 | 7,811 | 6,696 | - | - | - | 3,118 |
| Green Campus | - | - | - | - | - | - | - |
| Education Foundation | 9,676 | 8,213 | 4,441 | - | - | - | 13,448 |
| Vietnamese School | 200 | - | - | - | - | - | 200 |
| Grants | 1,911 | 2,750 | 969 | - | - | - | 3,692 |
| R.I.S.E | 3,661 | 500 | - | - | - | - | 4,161 |
| Auto Tech | 100 | 1,812 | 981 | - | - | - | 931 |
| Donation | 1,561 | - | 1,186 | - | - | - | 375 |
| PTA/PTSO Donations | 1,134 | - | - | - | - | - | 1,134 |
| Fall Basketball | 266 | - | - | - | - | - | 266 |
| Summer Basketball | 11,530 | 13,939 | 19,167 | - | - | - | 6,302 |
| Football Camp | 127 | - | - | - | - | - | 127 |
| Baseball Camp | - | 5,955 | 5,867 | - | - | - | 88 |
| Volleyball Camp | - | 2,918 | 2,716 | - | - | - | 202 |
| Girl's Soccer | - | 2,525 | 2,525 | - | - | - | - |
| AVID | 3,102 | 4,200 | 1,229 | - | - | - | 6,073 |
| SCA Robotics | 22 | - | - | - | - | - | 22 |
| Theatre Class | - | 822 | - | - | - | - | 822 |
| Wildcats for Change | 606 | 87 | - | - | - | - | 693 |
| Wildcat Mentoring | 750 | - | - | - | - | - | 750 |
| Lost / Damaged | - | 14,877 | 14,877 | - | - | - | - |
| Subtotal restricted funds | 163,188 | 202,072 | 181,214 | - | - | - | 184,046 |
| Total restricted funds | 668,835 | 1,225,849 | 1,161,604 | - | - | - | 733,080 |
| Total general and restricted funds | \$ 801,711 | \$ 1,241,560 | \$ 1,177,302 | \$ - | \$ - | \$ - | \$ 865,969 |

The accompanying notes are an integral
part of these financial statements.

OAK RIDGE SCHOOLS
INTERNAL SCHOOL FUNDS

Jefferson Middle School
Balance Sheet – Regulatory Basis

June 30, 2025

| | Assets | | | | | | Liabilities and Fund Balances | | | | | |
|--|--------------|-------------------------|------------------------|-------------------------|---------------------|-----------|-------------------------------|------------------|-------------------|------------|---------------------|-------------------------------------|
| | Cash on Hand | Cash in Bank - Checking | Cash in Bank - Savings | Certificates of Deposit | Accounts Receivable | Inventory | Total Assets | Accounts Payable | Total Liabilities | Restricted | Total Fund Balances | Total Liabilities and Fund Balances |
| General Fund | \$ 2,100 | \$ 126,726 | \$ - | \$ - | \$ - | \$ - | \$ 128,826 | \$ - | \$ - | \$ 128,826 | \$ 128,826 | \$ 128,826 |
| Restricted Funds: | | | | | | | | | | | | |
| Athletics | - | 29,376 | - | - | - | - | 29,376 | - | - | 29,376 | 29,376 | 29,376 |
| Pep Club | - | 25 | - | - | - | - | 25 | - | - | 25 | 25 | 25 |
| Ski Club | - | 914 | - | - | - | - | 914 | - | - | 914 | 914 | 914 |
| Lego League | - | 5,231 | - | - | - | - | 5,231 | - | - | 5,231 | 5,231 | 5,231 |
| Tech Student Association | - | 99 | - | - | - | - | 99 | - | - | 99 | 99 | 99 |
| Math Club | - | 90 | - | - | - | - | 90 | - | - | 90 | 90 | 90 |
| Energy Bowl | - | 1,116 | - | - | - | - | 1,116 | - | - | 1,116 | 1,116 | 1,116 |
| Chess Club | - | 966 | - | - | - | - | 966 | - | - | 966 | 966 | 966 |
| Rotary Club | - | 1,148 | - | - | - | - | 1,148 | - | - | 1,148 | 1,148 | 1,148 |
| GIS Club | - | 64 | - | - | - | - | 64 | - | - | 64 | 64 | 64 |
| CDC | - | 1,213 | - | - | - | - | 1,213 | - | - | 1,213 | 1,213 | 1,213 |
| Biz Town | - | 605 | - | - | - | - | 605 | - | - | 605 | 605 | 605 |
| Band Uniforms | - | 4,392 | - | - | - | - | 4,392 | - | - | 4,392 | 4,392 | 4,392 |
| Diversified Tech | - | 1,350 | - | - | - | - | 1,350 | - | - | 1,350 | 1,350 | 1,350 |
| Instrument Rental | - | 7,982 | - | - | - | - | 7,982 | - | - | 7,982 | 7,982 | 7,982 |
| Band | - | 5,700 | - | - | - | - | 5,700 | - | - | 5,700 | 5,700 | 5,700 |
| Chorus | - | 908 | - | - | - | - | 908 | - | - | 908 | 908 | 908 |
| Orchestra/Strings | - | 6,985 | - | - | - | - | 6,985 | - | - | 6,985 | 6,985 | 6,985 |
| Student Council | - | 8,924 | - | - | - | - | 8,924 | - | - | 8,924 | 8,924 | 8,924 |
| Art | - | 749 | - | - | - | - | 749 | - | - | 749 | 749 | 749 |
| Library/Media | - | 433 | - | - | - | - | 433 | - | - | 433 | 433 | 433 |
| SECME | - | 585 | - | - | - | - | 585 | - | - | 585 | 585 | 585 |
| Field Trip Assistant | - | 2,332 | - | - | - | - | 2,332 | - | - | 2,332 | 2,332 | 2,332 |
| Staff Courtesy | - | 138 | - | - | - | - | 138 | - | - | 138 | 138 | 138 |
| Foreign Language | - | 297 | - | - | - | - | 297 | - | - | 297 | 297 | 297 |
| Upwild | - | 18 | - | - | - | - | 18 | - | - | 18 | 18 | 18 |
| Misc. Donations For Student Incentives | - | 5,117 | - | - | - | - | 5,117 | - | - | 5,117 | 5,117 | 5,117 |
| Yearbooks | - | 9,573 | - | - | - | - | 9,573 | - | - | 9,573 | 9,573 | 9,573 |
| Wilderness Connection | - | 605 | - | - | - | - | 605 | - | - | 605 | 605 | 605 |
| Fay Soldono Mem | - | 4,486 | - | - | - | - | 4,486 | - | - | 4,486 | 4,486 | 4,486 |
| Sadie Clary Investment | - | 5,839 | - | - | - | - | 5,839 | - | - | 5,839 | 5,839 | 5,839 |
| Project Room | - | 211 | - | - | - | - | 211 | - | - | 211 | 211 | 211 |
| Grant/Incentive | - | 6,259 | - | - | - | - | 6,259 | - | - | 6,259 | 6,259 | 6,259 |
| PTA/PTSO Donations | - | 376 | - | - | - | - | 376 | - | - | 376 | 376 | 376 |
| JMS Teacher App | - | 158 | - | - | - | - | 158 | - | - | 158 | 158 | 158 |
| Garden Club | - | 51 | - | - | - | - | 51 | - | - | 51 | 51 | 51 |
| Robert Moss Donation | - | 22,688 | - | - | - | - | 22,688 | - | - | 22,688 | 22,688 | 22,688 |
| Restricted Donation | - | 2,500 | - | - | - | - | 2,500 | - | - | 2,500 | 2,500 | 2,500 |
| STEM School | - | 847 | - | - | - | - | 847 | - | - | 847 | 847 | 847 |
| PLTW | - | 7,950 | - | - | - | - | 7,950 | - | - | 7,950 | 7,950 | 7,950 |
| Lost/Damaged | - | - | - | - | - | - | - | - | - | - | - | - |
| Williamsburg | - | 6,274 | - | - | - | - | 6,274 | - | - | 6,274 | 6,274 | 6,274 |
| Jude | - | - | - | - | - | - | - | - | - | - | - | - |
| Total restricted funds | - | 154,574 | - | - | - | - | 154,574 | - | - | 154,574 | 154,574 | 151,395 |
| Total general and restricted | \$ 2,100 | \$ 281,300 | \$ - | \$ - | \$ - | \$ - | \$ 283,400 | \$ - | \$ - | \$ 283,400 | \$ 283,400 | \$ 280,221 |

The accompanying notes are an integral part of these financial statements.

OAK RIDGE SCHOOLS
INTERNAL SCHOOL FUNDS

Jefferson Middle School
Statement of Revenues, Expenditures and Changes in Fund Balance – Regulatory Basis

For the Fiscal Year Ended June 30, 2025

| | Fund Balances July 1, 2024 | Revenues | Expenditures | Interfund and Interaccount Transfers | | Changes (Increase (Decrease)) in Inventory | Fund Balances June 30, 2025 |
|----------------------------------|----------------------------------|---------------|---------------|--|----------|--|-----------------------------------|
| | | | | In | Out | | |
| General Fund: | | | | | | | |
| Administration | | \$ - | \$ 9,879 | \$ - | \$ - | | |
| Badge Replacement | | - | - | - | - | | |
| Field Trips | | 7,820 | 7,624 | - | - | | |
| Fines/Textbooks | | - | - | - | - | | |
| Calculators | | - | - | - | - | | |
| Instruction | | - | - | - | - | | |
| Interest | | 5,587 | - | - | - | | |
| Miscellaneous | | 378 | - | - | - | | |
| One to One | | - | - | - | - | | |
| Operations/Maintenance | | - | - | - | - | | |
| Pictures | | 3,589 | - | - | - | | |
| Total general fund | 128,955 | 17,374 | 17,503 | - | - | - | 128,826 |
| Restricted Funds: | | | | | | | |
| Athletics | 19,003 | 39,496 | 29,123 | - | - | - | 29,376 |
| Pep Club/Cheerleading | 25 | - | - | - | - | - | 25 |
| Ski Club | 1,447 | 12,095 | 12,628 | - | - | - | 914 |
| Lego League | 6,379 | 2,500 | 3,648 | - | - | - | 5,231 |
| Tech Student Assoc | 99 | - | - | - | - | - | 99 |
| Math Club | 90 | - | - | - | - | - | 90 |
| Energy Bowl | 1,116 | - | - | - | - | - | 1,116 |
| Chess Club | 328 | 1,279 | 641 | - | - | - | 966 |
| Rotary Club | 1,148 | - | - | - | - | - | 1,148 |
| GIS Club | 64 | - | - | - | - | - | 64 |
| CDC | 1,123 | 328 | 238 | - | - | - | 1,213 |
| Biz Town | 605 | - | - | - | - | - | 605 |
| Band Uniforms | 3,822 | 570 | - | - | - | - | 4,392 |
| Diversified Tech | 1,174 | 4,444 | 4,268 | - | - | - | 1,350 |
| Instrument Rental | 8,142 | 1,500 | 1,660 | - | - | - | 7,982 |
| Band | 10,626 | 12,829 | 17,755 | - | - | - | 5,700 |
| Chorus | 3,058 | 13,948 | 16,098 | - | - | - | 908 |
| Jude | - | - | - | - | - | - | - |
| Subtotal restricted funds | 58,249 | 88,989 | 86,059 | - | - | - | 61,179 |

(Continued)

OAK RIDGE SCHOOLS
INTERNAL SCHOOL FUNDS

Jefferson Middle School
Statement of Revenues, Expenditures and Changes in Fund Balance – Regulatory Basis
(Continued)

For the Fiscal Year Ended June 30, 2025

| | Fund Balances July 1, 2024 | Revenues | Expenditures | Interfund and Interaccount Transfers | | Changes (Increases (Decreases)) in Inventory | Fund Balances June 30, 2025 |
|--|----------------------------------|-------------------|-------------------|--|-------------|--|-----------------------------------|
| | | | | In | Out | | |
| Restricted Funds (Continued): | | | | | | | |
| Orchestra/Strings | \$ 5,866 | \$ 10,487 | \$ 9,368 | \$ - | \$ - | \$ - | \$ 6,985 |
| Student Council | 6,268 | 5,936 | 3,280 | - | - | - | 8,924 |
| Williamsburg | 7,265 | 50,837 | 51,828 | - | - | - | 6,274 |
| Art | 625 | 650 | 526 | - | - | - | 749 |
| Library/Media | 483 | - | 50 | - | - | - | 433 |
| SECME | 585 | - | - | - | - | - | 585 |
| Field Trip Assistant | 2,332 | - | - | - | - | - | 2,332 |
| Staff Courtesy | 138 | - | - | - | - | - | 138 |
| Foreign Language | 360 | - | 63 | - | - | - | 297 |
| Upwild | 18 | - | - | - | - | - | 18 |
| Misc. Donations For Student Incentives | 5,117 | - | - | - | - | - | 5,117 |
| Yearbooks | 12,924 | 2,640 | 5,991 | - | - | - | 9,573 |
| Wilderness Connection | 292 | 2,505 | 2,192 | - | - | - | 605 |
| Fay Soldano Mem | 4,486 | - | - | - | - | - | 4,486 |
| Sadie Clary Investment | 7,338 | - | 1,499 | - | - | - | 5,839 |
| Project Room | 211 | - | - | - | - | - | 211 |
| Grants/Incentive | 259 | 10,324 | 4,324 | - | - | - | 6,259 |
| PTA/PTSO Donations | 376 | - | - | - | - | - | 376 |
| JMS Teacher App | 158 | - | - | - | - | - | 158 |
| Garden Club | 51 | - | - | - | - | - | 51 |
| Robert Moss Donation | 25,688 | - | 3,000 | - | - | - | 22,688 |
| Restricted Donation | 2,500 | - | - | - | - | - | 2,500 |
| PLTW | 7,337 | 7,728 | 7,115 | - | - | - | 7,950 |
| Lost/Damaged | - | 1,543 | 1,543 | - | - | - | - |
| STEM School | 847 | - | - | - | - | - | 847 |
| Subtotal restricted funds | <u>91,524</u> | <u>92,650</u> | <u>90,779</u> | <u>-</u> | <u>-</u> | <u>-</u> | <u>93,395</u> |
| Total restricted funds | <u>149,773</u> | <u>181,639</u> | <u>176,838</u> | <u>-</u> | <u>-</u> | <u>-</u> | <u>154,574</u> |
| Total general and restricted funds | <u>\$ 278,728</u> | <u>\$ 199,013</u> | <u>\$ 194,341</u> | <u>\$ -</u> | <u>\$ -</u> | <u>\$ -</u> | <u>\$ 283,400</u> |

The accompanying notes are an integral
part of these financial statements.

OAK RIDGE SCHOOLS
INTERNAL SCHOOL FUNDS

Robertsville Middle School
Balance Sheet – Regulatory Basis

June 30, 2025

| | Assets | | | | | | Liabilities and Fund Balances | | | | | |
|---------------------------|--------------|-------------------------|------------------------|-------------------------|---------------------|-----------|-------------------------------|------------------|-------------------|---------------------|-------------------------------------|-----------|
| | Cash on Hand | Cash in Bank - Checking | Cash in Bank - Savings | Certificates of Deposit | Accounts Receivable | Inventory | Total Assets | Liabilities | | Total Fund Balances | Total Liabilities and Fund Balances | |
| | | | | | | | | Accounts Payable | Total Liabilities | | | |
| General Fund | \$ - | \$ 21,498 | \$ - | \$ - | \$ - | \$ - | \$ 21,498 | \$ - | \$ - | \$ 21,498 | \$ 21,498 | \$ 21,498 |
| Restricted Funds: | | | | | | | | | | | | |
| Athletics | - | 43,931 | - | - | - | - | 43,931 | - | - | 43,931 | 43,931 | 43,931 |
| Pep Club/Cheerleading | - | 1,601 | - | - | - | - | 1,601 | - | - | 1,601 | 1,601 | 1,601 |
| FCCLA | - | - | - | - | - | - | - | - | - | - | - | - |
| Youth 4 Christ | - | 117 | - | - | - | - | 117 | - | - | 117 | 117 | 117 |
| Youth Act | - | 456 | - | - | - | - | 456 | - | - | 456 | 456 | 456 |
| Drama Club | - | 2,153 | - | - | - | - | 2,153 | - | - | 2,153 | 2,153 | 2,153 |
| International Club | - | 427 | - | - | - | - | 427 | - | - | 427 | 427 | 427 |
| Lego League Club | - | 272 | - | - | - | - | 272 | - | - | 272 | 272 | 272 |
| Tech Student Association | - | 7,790 | - | - | - | - | 7,790 | 1,278 | 1,278 | 6,512 | 7,790 | 7,790 |
| Outward Bound | - | 1,665 | - | - | - | - | 1,665 | - | - | 1,665 | 1,665 | 1,665 |
| Recycling Club | - | 98 | - | - | - | - | 98 | - | - | 98 | 98 | 98 |
| CMJ Club | - | 107 | - | - | - | - | 107 | - | - | 107 | 107 | 107 |
| CDC | - | 205 | - | - | - | - | 205 | - | - | 205 | 205 | 205 |
| Biz Town | - | 4,746 | - | - | - | - | 4,746 | - | - | 4,746 | 4,746 | 4,746 |
| Generation Youth | - | 419 | - | - | - | - | 419 | - | - | 419 | 419 | 419 |
| Band Tuba Replacement | - | 200 | - | - | - | - | 200 | - | - | 200 | 200 | 200 |
| Band | - | 8,060 | - | - | - | - | 8,060 | - | - | 8,060 | 8,060 | 8,060 |
| RMS Library | - | 39 | - | - | - | - | 39 | - | - | 39 | 39 | 39 |
| SECME Club | - | 864 | - | - | - | - | 864 | - | - | 864 | 864 | 864 |
| Chorus | - | 2,392 | - | - | - | - | 2,392 | - | - | 2,392 | 2,392 | 2,392 |
| Orchestra | - | 1,449 | - | - | - | - | 1,449 | - | - | 1,449 | 1,449 | 1,449 |
| 8th Grade Science | - | 83 | - | - | - | - | 83 | - | - | 83 | 83 | 83 |
| Student Council | - | 13,070 | - | - | - | - | 13,070 | - | - | 13,070 | 13,070 | 13,070 |
| Concessions Staff | - | 867 | - | - | - | - | 867 | - | - | 867 | 867 | 867 |
| Concessions Student | - | 2 | - | - | - | - | 2 | - | - | 2 | 2 | 2 |
| Intersession | - | 49 | - | - | - | - | 49 | - | - | 49 | 49 | 49 |
| Art | - | 9 | - | - | - | - | 9 | - | - | 9 | 9 | 9 |
| Physical Education | - | 4 | - | - | - | - | 4 | - | - | 4 | 4 | 4 |
| Library Media Center | - | 2,285 | - | - | - | - | 2,285 | - | - | 2,285 | 2,285 | 2,285 |
| Staff Courtesy Fund | - | 10 | - | - | - | - | 10 | - | - | 10 | 10 | 10 |
| Titans Club | - | 2,173 | - | - | - | - | 2,173 | - | - | 2,173 | 2,173 | 2,173 |
| Yearbooks | - | 9,647 | - | - | - | - | 9,647 | - | - | 9,647 | 9,647 | 9,647 |
| Staff Lounge | - | 3 | - | - | - | - | 3 | - | - | 3 | 3 | 3 |
| Stem PBL Grant | - | 5,018 | - | - | - | - | 5,018 | - | - | 5,018 | 5,018 | 5,018 |
| Fifth Grade | - | 798 | - | - | - | - | 798 | - | - | 798 | 798 | 798 |
| Sixth Grade | - | 378 | - | - | - | - | 378 | - | - | 378 | 378 | 378 |
| Seventh Grade | - | 1,999 | - | - | - | - | 1,999 | - | - | 1,999 | 1,999 | 1,999 |
| Eighth Grade | - | 969 | - | - | - | - | 969 | - | - | 969 | 969 | 969 |
| Vietnamese School | - | 60 | - | - | - | - | 60 | - | - | 60 | 60 | 60 |
| Grants | - | 4,766 | - | - | - | - | 4,766 | - | - | 4,766 | 4,766 | 4,766 |
| UCOR Grant | - | 1,000 | - | - | - | - | 1,000 | - | - | 1,000 | 1,000 | 1,000 |
| Subtotal restricted funds | - | 120,181 | - | - | - | - | 120,181 | 1,278 | 1,278 | 118,903 | 118,903 | 120,181 |

(Continued)

OAK RIDGE SCHOOLS
INTERNAL SCHOOL FUNDS

Robertsville Middle School
Balance Sheet – Regulatory Basis
(Continued)

June 30, 2025

| | Assets | | | | | | Liabilities and Fund Balances | | | | | |
|-------------------------------|--------------|-------------------------|------------------------|-------------------------|---------------------|-----------|-------------------------------|------------------|-------------------|------------|---------------------|-------------------------------------|
| | Cash on Hand | Cash in Bank - Checking | Cash in Bank - Savings | Certificates of Deposit | Accounts Receivable | Inventory | Total Assets | Liabilities | | Restricted | Total Fund Balances | Total Liabilities and Fund Balances |
| | | | | | | | | Accounts Payable | Total Liabilities | | | |
| Restricted Funds (Continued): | | | | | | | | | | | | |
| Orau Promethean | \$ - | \$ 42 | \$ - | \$ - | \$ - | \$ - | \$ 42 | \$ - | \$ - | \$ 42 | \$ 42 | \$ 42 |
| Listen Up High | - | 2 | - | - | - | - | 2 | - | - | 2 | 2 | 2 |
| Raising the Bar | - | 1 | - | - | - | - | 1 | - | - | 1 | 1 | 1 |
| Ski Club | - | 745 | - | - | - | - | 745 | - | - | 745 | 745 | 745 |
| Tech Titans 3D | - | 14 | - | - | - | - | 14 | - | - | 14 | 14 | 14 |
| TSTA Conference | - | 844 | - | - | - | - | 844 | - | - | 844 | 844 | 844 |
| Education Foundation | - | 121 | - | - | - | - | 121 | - | - | 121 | 121 | 121 |
| First Tech Challenge | - | 1,203 | - | - | - | - | 1,203 | - | - | 1,203 | 1,203 | 1,203 |
| ORC Foundation | - | 50 | - | - | - | - | 50 | - | - | 50 | 50 | 50 |
| Williamsburg | - | 2,581 | - | - | - | - | 2,581 | - | - | 2,581 | 2,581 | 2,581 |
| Rams SAT | - | 2,488 | - | - | - | - | 2,488 | - | - | 2,488 | 2,488 | 2,488 |
| Theater Club | - | 163 | - | - | - | - | 163 | - | - | 163 | 163 | 163 |
| Lost/Damaged | - | - | - | - | - | - | - | - | - | - | - | - |
| Humanities Team | - | 31 | - | - | - | - | 31 | - | - | 31 | 31 | 31 |
| 4-H Club | - | 15 | - | - | - | - | 15 | - | - | 15 | 15 | 15 |
| Clinic | - | 1 | - | - | - | - | 1 | - | - | 1 | 1 | 1 |
| Give Club | - | 349 | - | - | - | - | 349 | - | - | 349 | 349 | 349 |
| Fundraisers | - | - | - | - | - | - | - | - | - | - | - | - |
| Restricted Donation | - | 301 | - | - | - | - | 301 | - | - | 301 | 301 | 301 |
| Subtotal restricted funds | - | 8,951 | - | - | - | - | 8,951 | - | - | 8,951 | 8,951 | 8,951 |
| Total restricted funds | - | 129,132 | - | - | - | - | 129,132 | 1,278 | 1,278 | 127,854 | 127,854 | 129,132 |
| Total general and restricted | \$ - | \$ 150,630 | \$ - | \$ - | \$ - | \$ - | \$ 150,630 | \$ 1,278 | \$ 1,278 | \$ 149,352 | \$ 149,352 | \$ 150,630 |

The accompanying notes are an integral part of these financial statements.

OAK RIDGE SCHOOLS
INTERNAL SCHOOL FUNDS

Robertsville Middle School
Statement of Revenues, Expenditures and Changes in Fund Balance – Regulatory Basis

For the Fiscal Year Ended June 30, 2025

| | Fund Balances | Revenues | Expenditures | Interfund and Interaccount Transfers | | Changes (Increase (Decrease)) in Inventory | Fund Balances |
|---------------------------|---------------|----------|--------------|--------------------------------------|------|--|---------------|
| | July 1, 2024 | | | In | Out | | June 30, 2025 |
| General Fund: | | | | | | | |
| Pictures | | \$ 2,097 | \$ - | \$ - | \$ - | | |
| Gifts/Donations | | - | - | - | - | | |
| Lost/Damaged Textbooks | | - | - | - | - | | |
| Badge Replacement | | 10 | - | - | - | | |
| Interest | | 3,204 | - | - | - | | |
| Instruction | | - | 14,710 | - | - | | |
| Instruction Equipment | | - | 10,019 | - | - | | |
| Field Trips | | 14,814 | 14,180 | - | - | | |
| Workbooks/Magazines | | 93 | - | - | - | | |
| Administration | | - | 2,887 | - | - | | |
| Other Expenses | | - | 1,346 | - | - | | |
| Miscellaneous | | 183 | - | - | - | | |
| Total general fund | 44,239 | 20,401 | 43,142 | - | - | - | 21,498 |
| Restricted Funds: | | | | | | | |
| Athletics | 37,916 | 35,878 | 29,863 | - | - | - | 43,931 |
| Pep Club/Cheerleading | 2,005 | 10,860 | 11,264 | - | - | - | 1,601 |
| FCCLA | 197 | 2,249 | 2,446 | - | - | - | - |
| Youth 4 Christ | 117 | - | - | - | - | - | 117 |
| Youth Act | 456 | - | - | - | - | - | 456 |
| Drama Club | 2,016 | 1,771 | 1,634 | - | - | - | 2,153 |
| International Club | 427 | - | - | - | - | - | 427 |
| Lego League Club | 2,500 | - | 2,228 | - | - | - | 272 |
| Tech Student Assoc. | 5,866 | 18,829 | 18,183 | - | - | - | 6,512 |
| Outward Bound | 1,665 | - | - | - | - | - | 1,665 |
| Recycling Club | 98 | - | - | - | - | - | 98 |
| CMI Club | 107 | - | - | - | - | - | 107 |
| CDC | 145 | 60 | - | - | - | - | 205 |
| Biz Town | 3,971 | 2,775 | 2,000 | - | - | - | 4,746 |
| Generation Youth | 419 | - | - | - | - | - | 419 |
| Band Tuba Replacement | 200 | - | - | - | - | - | 200 |
| Band | 5,507 | 23,852 | 21,299 | - | - | - | 8,060 |
| RMS Library | 39 | - | - | - | - | - | 39 |
| SECME Club | 864 | - | - | - | - | - | 864 |
| Chorus | 1,884 | 9,339 | 8,831 | - | - | - | 2,392 |
| Orchestra | 450 | 2,428 | 1,429 | - | - | - | 1,449 |
| 8th Grade Science | 83 | - | - | - | - | - | 83 |
| Subtotal restricted funds | 66,932 | 108,041 | 99,177 | - | - | - | 75,796 |

(Continued)

OAK RIDGE SCHOOLS
INTERNAL SCHOOL FUNDS

Robertsville Middle School
Statement of Revenues, Expenditures and Changes in Fund Balance – Regulatory Basis
(Continued)

For the Fiscal Year Ended June 30, 2025

| | Fund Balances | Revenues | Expenditures | Interfund and Interaccount Transfers | | Changes (Increase (Decrease)) in Inventory | Fund Balances |
|------------------------------------|---------------|------------|--------------|--------------------------------------|------|--|---------------|
| | July 1, 2024 | | | In | Out | | June 30, 2025 |
| Restricted Funds (Continued): | | | | | | | |
| Student Council | \$ 11,887 | \$ 2,825 | \$ 1,642 | \$ - | \$ - | \$ - | \$ 13,070 |
| Concessions Staff | 867 | - | - | - | - | - | 867 |
| Concessions Student | 2 | - | - | - | - | - | 2 |
| Intercession | 49 | - | - | - | - | - | 49 |
| Art | 334 | 1,800 | 2,125 | - | - | - | 9 |
| Physical Education | 4 | - | - | - | - | - | 4 |
| Library Media Center | 2,283 | 5,410 | 5,408 | - | - | - | 2,285 |
| Staff Courtesy Fund | 10 | - | - | - | - | - | 10 |
| Titans Club | 2,173 | - | - | - | - | - | 2,173 |
| Yearbooks | 8,948 | 4,106 | 3,407 | - | - | - | 9,647 |
| Staff Lounge | 3 | - | - | - | - | - | 3 |
| Stem PBL Grant | 2,867 | 3,441 | 1,290 | - | - | - | 5,018 |
| Fifth Grade | 798 | - | - | - | - | - | 798 |
| Sixth Grade | 378 | - | - | - | - | - | 378 |
| Seventh Grade | 1,999 | - | - | - | - | - | 1,999 |
| Eighth Grade | 969 | - | - | - | - | - | 969 |
| Vietnamese School | 60 | - | - | - | - | - | 60 |
| Grants | 89 | 21,384 | 16,707 | - | - | - | 4,766 |
| UCOR Grants | 1,000 | - | - | - | - | - | 1,000 |
| Orau Promethean | 42 | - | - | - | - | - | 42 |
| Listen Up High | 2 | - | - | - | - | - | 2 |
| Raising the Bar | 1 | - | - | - | - | - | 1 |
| Ski Club | 483 | 10,000 | 9,738 | - | - | - | 745 |
| Tech Titans 3D | 14 | - | - | - | - | - | 14 |
| TSTA Conference | 844 | - | - | - | - | - | 844 |
| Education Foundation | 121 | - | - | - | - | - | 121 |
| First Tech Challenge | 1,203 | - | - | - | - | - | 1,203 |
| ORC Foundation | 50 | - | - | - | - | - | 50 |
| Williamsburg | 1,725 | 35,935 | 35,079 | - | - | - | 2,581 |
| Rams SAT | 2,488 | - | - | - | - | - | 2,488 |
| Theater Club | 163 | - | - | - | - | - | 163 |
| Lost/Damaged | 32 | 1,784 | 1,816 | - | - | - | - |
| Humanities Team | 31 | - | - | - | - | - | 31 |
| 4-H Club | 15 | - | - | - | - | - | 15 |
| Clinic | 1 | - | - | - | - | - | 1 |
| Give Club | - | 349 | - | - | - | - | 349 |
| Fundraisers | - | 1,171 | 1,171 | - | - | - | - |
| Restricted Donation | 301 | - | - | - | - | - | 301 |
| Subtotal restricted funds | 42,236 | 88,205 | 78,383 | - | - | - | 52,058 |
| Total restricted funds | 109,168 | 196,246 | 177,560 | - | - | - | 127,854 |
| Total general and restricted funds | \$ 153,407 | \$ 216,647 | \$ 220,702 | \$ - | \$ - | \$ - | \$ 149,352 |

The accompanying notes are an integral part of these financial statements.

OAK RIDGE SCHOOLS
INTERNAL SCHOOL FUNDS

Glenwood Elementary School
Balance Sheet – Regulatory Basis

June 30, 2025

| | Assets | | | | | | Liabilities and Fund Balances | | | | | |
|------------------------------|--------------|-------------------------|------------------------|-------------------------|---------------------|-----------|-------------------------------|------------------|-------------------|------------|---------------------|-------------------------------------|
| | Cash on Hand | Cash in Bank - Checking | Cash in Bank - Savings | Certificates of Deposit | Accounts Receivable | Inventory | Total Assets | Accounts Payable | Total Liabilities | Restricted | Total Fund Balances | Total Liabilities and Fund Balances |
| General Fund | \$ - | \$ 5,208 | \$ - | \$ - | \$ 4,367 | \$ - | \$ 9,575 | \$ - | \$ - | \$ 9,575 | \$ 9,575 | \$ 9,575 |
| Restricted Funds: | | | | | | | | | | | | |
| Safety Patrol | - | 1,321 | - | - | - | - | 1,321 | - | - | 1,321 | 1,321 | 1,321 |
| Concession/Staff | - | 73 | - | - | - | - | 73 | - | - | 73 | 73 | 73 |
| Ucor Grant | - | 687 | - | - | - | - | 687 | - | - | 687 | 687 | 687 |
| OREF Grant | - | 2,547 | - | - | - | - | 2,547 | - | - | 2,547 | 2,547 | 2,547 |
| Lost/Damaged | - | 149 | - | - | - | - | 149 | - | - | 149 | 149 | 149 |
| Family Engagement | - | 751 | - | - | - | - | 751 | - | - | 751 | 751 | 751 |
| Grants | - | 1,331 | - | - | - | - | 1,331 | - | - | 1,331 | 1,331 | 1,331 |
| PTO Donation | - | 5 | - | - | - | - | 5 | - | - | 5 | 5 | 5 |
| Literacy | - | 1,129 | - | - | - | - | 1,129 | 974 | 974 | 155 | 155 | 1,129 |
| Restricted Donation | - | 1,454 | - | - | - | - | 1,454 | - | - | 1,454 | 1,454 | 1,454 |
| Total restricted funds | - | 9,447 | - | - | - | - | 9,447 | 974 | 974 | 8,473 | 8,473 | 9,447 |
| Total general and restricted | \$ - | \$ 14,655 | \$ - | \$ - | \$ 4,367 | \$ - | \$ 19,022 | \$ 974 | \$ 974 | \$ 18,048 | \$ 18,048 | \$ 19,022 |

The accompanying notes are an integral part of these financial statements.

OAK RIDGE SCHOOLS
INTERNAL SCHOOL FUNDS

Glenwood Elementary School
Statement of Revenues, Expenditures and Changes in Fund Balance – Regulatory Basis

For the Fiscal Year Ended June 30, 2025

| | Fund Balances July 1, 2024 | Revenues | Expenditures | Interfund and Interaccount Transfers | | Change {Increase (Decrease)} in Inventory | Fund Balances June 30, 2025 |
|---|----------------------------------|------------------|------------------|--|-------------|---|-----------------------------------|
| | | | | In | Out | | |
| General Fund: | | | | | | | |
| Pictures | | \$ 2,895 | \$ - | \$ - | \$ - | | |
| Gifts/Donations | | 457 | - | - | - | | |
| Class Contributions | | 7,526 | - | - | - | | |
| Music Program | | - | - | - | - | | |
| Interest | | 658 | - | - | - | | |
| Field Trips | | 8,140 | 8,942 | - | - | | |
| Administration | | - | 18,957 | - | - | | |
| Instruction | | - | 6,146 | - | - | | |
| Miscellaneous | | 2 | - | - | - | | |
| Total general fund | 23,942 | 19,678 | 34,045 | - | - | - | 9,575 |
| Restricted Funds: | | | | | | | |
| Safety Patrol | 1,472 | - | 151 | - | - | - | 1,321 |
| Concession/Staff | 73 | - | - | - | - | - | 73 |
| Ucor Grant | 1,434 | - | 747 | - | - | - | 687 |
| OREF Grant | 5 | 5,800 | 3,258 | - | - | - | 2,547 |
| Lost/Damaged | - | 149 | - | - | - | - | 149 |
| Family Engagement | 36 | 2,750 | 2,035 | - | - | - | 751 |
| Grants | 1,255 | 750 | 674 | - | - | - | 1,331 |
| PTO Donation | - | 1,194 | 1,189 | - | - | - | 5 |
| Literacy | - | 3,500 | 3,345 | - | - | - | 155 |
| Restricted Donation | 1,454 | - | - | - | - | - | 1,454 |
| Total restricted funds | 5,729 | 14,143 | 11,399 | - | - | - | 8,473 |
| Total general and restricted funds | \$ 29,671 | \$ 33,821 | \$ 45,444 | \$ - | \$ - | \$ - | \$ 18,048 |

The accompanying notes are an integral part of these financial statements.

OAK RIDGE SCHOOLS
INTERNAL SCHOOL FUNDS

Linden Elementary School
Balance Sheet – Regulatory Basis

June 30, 2025

| | Assets | | | | | | Liabilities and Fund Balances | | | | | |
|------------------------------|--------------|-------------------------|------------------------|-------------------------|---------------------|-----------|-------------------------------|------------------|-------------------|------------|---------------------|-------------------------------------|
| | Cash on Hand | Cash in Bank - Checking | Cash in Bank - Savings | Certificates of Deposit | Accounts Receivable | Inventory | Total Assets | Liabilities | | Restricted | Total Fund Balances | Total Liabilities and Fund Balances |
| | | | | | | | | Accounts Payable | Total Liabilities | | | |
| General Fund | \$ - | \$ 57,472 | \$ - | \$ - | \$ - | \$ - | \$ 57,472 | \$ - | \$ - | \$ 57,472 | \$ 57,472 | \$ 57,472 |
| Restricted Funds: | | | | | | | | | | | | |
| Choir | - | 273 | - | - | - | - | 273 | - | - | 273 | 273 | 273 |
| Orchestra/Strings | - | 1,768 | - | - | - | - | 1,768 | - | - | 1,768 | 1,768 | 1,768 |
| Intercession | - | 99 | - | - | - | - | 99 | - | - | 99 | 99 | 99 |
| Chess Club | - | 738 | - | - | - | - | 738 | - | - | 738 | 738 | 738 |
| Gracie Kline SC | - | 1,198 | - | - | - | - | 1,198 | - | - | 1,198 | 1,198 | 1,198 |
| Recycling Club | - | 1,000 | - | - | - | - | 1,000 | - | - | 1,000 | 1,000 | 1,000 |
| Staff Support | - | 13 | - | - | - | - | 13 | - | - | 13 | 13 | 13 |
| ORC Foundation | - | 1,637 | - | - | - | - | 1,637 | - | - | 1,637 | 1,637 | 1,637 |
| Education Foundation Grant | - | 6 | - | - | - | - | 6 | - | - | 6 | 6 | 6 |
| UCOR Grant | - | 116 | - | - | - | - | 116 | - | - | 116 | 116 | 116 |
| Lost/Damaged | - | 21 | - | - | - | - | 21 | - | - | 21 | 21 | 21 |
| Monarch Butterfly | - | 195 | - | - | - | - | 195 | - | - | 195 | 195 | 195 |
| Restricted Donation | - | 88 | - | - | - | - | 88 | - | - | 88 | 88 | 88 |
| CDI | - | 20 | - | - | - | - | 20 | - | - | 20 | 20 | 20 |
| Total restricted funds | - | 7,172 | - | - | - | - | 7,172 | - | - | 7,172 | 7,172 | 7,172 |
| Total general and restricted | \$ - | \$ 64,644 | \$ - | \$ - | \$ - | \$ - | \$ 64,644 | \$ - | \$ - | \$ 64,644 | \$ 64,644 | \$ 64,644 |

The accompanying notes are an integral part of these financial statements.

OAK RIDGE SCHOOLS
INTERNAL SCHOOL FUNDS

Linden Elementary School
Statement of Revenues, Expenditures and Changes in Fund Balance – Regulatory Basis

For the Fiscal Year Ended June 30, 2025

| | Fund Balances June 30, 2024 | Revenues | Expenditures | Interfund and Interaccount Transfers | | Change (Increase (Decrease)) in Inventory | Fund Balances June 30, 2025 |
|------------------------------------|-----------------------------------|-----------|--------------|--|------|---|-----------------------------------|
| | | | | In | Out | | |
| General Fund: | | | | | | | |
| Administration | | \$ - | \$ 4,504 | \$ - | \$ - | | |
| Class Contributions | | 10,947 | - | - | - | | |
| Gifts/Donations | | 405 | - | - | - | | |
| Field Trips | | 13,216 | 12,645 | - | - | | |
| Fines/Library | | 15 | - | - | - | | |
| Instruction | | - | 14,872 | - | - | | |
| Interest | | 1,352 | - | - | - | | |
| Miscellaneous | | 869 | - | - | - | | |
| Music Program | | - | - | - | - | | |
| Music | | - | - | - | - | | |
| Other Expenses | | - | - | - | - | | |
| Pictures | | 3,003 | - | - | - | | |
| Total general fund | 59,686 | 29,807 | 32,021 | - | - | - | 57,472 |
| Restricted Funds: | | | | | | | |
| Choir | 273 | - | - | - | - | - | 273 |
| Orchestra/Strings | 1,558 | 210 | - | - | - | - | 1,768 |
| Intercession | 1 | 2,668 | 2,570 | - | - | - | 99 |
| Chess Club | 738 | - | - | - | - | - | 738 |
| Gracie Kline SC | 1,198 | - | - | - | - | - | 1,198 |
| Recycle Club | 1,000 | - | - | - | - | - | 1,000 |
| Staff Support | 13 | - | - | - | - | - | 13 |
| ORC Foundation | 1,837 | - | 200 | - | - | - | 1,637 |
| Education Foundation Grant | 6 | - | - | - | - | - | 6 |
| UCOR Grant | 1,624 | - | 1,508 | - | - | - | 116 |
| Lost/Damaged | 1 | 20 | - | - | - | - | 21 |
| Monarch Butterfly | 195 | - | - | - | - | - | 195 |
| Restricted Donation | 88 | - | - | - | - | - | 88 |
| CDI | 20 | - | - | - | - | - | 20 |
| Total restricted funds | 8,552 | 2,898 | 4,278 | - | - | - | 7,172 |
| Total general and restricted funds | \$ 68,238 | \$ 32,705 | \$ 36,299 | \$ - | \$ - | \$ - | \$ 64,644 |

The accompanying notes are an integral
part of these financial statements.

OAK RIDGE SCHOOLS
INTERNAL SCHOOL FUNDS

Willow Brook Elementary School
Balance Sheet – Regulatory Basis

June 30, 2025

| | Assets | | | | | | Liabilities and Fund Balances | | | | | |
|------------------------------|--------------|-------------------------|------------------------|-------------------------|---------------------|-----------|-------------------------------|------------------|-------------------|------------|---------------------|-------------------------------------|
| | Cash on Hand | Cash in Bank - Checking | Cash in Bank - Savings | Certificates of Deposit | Accounts Receivable | Inventory | Total Assets | Liabilities | | Restricted | Total Fund Balances | Total Liabilities and Fund Balances |
| | | | | | | | | Accounts Payable | Total Liabilities | | | |
| General Fund | \$ - | \$ 30,117 | \$ - | \$ - | \$ - | \$ - | \$ 30,117 | \$ - | \$ - | \$ 30,117 | \$ 30,117 | \$ 30,117 |
| Restricted Funds: | | | | | | | | | | | | |
| Safety Patrol | - | 1,508 | - | - | - | - | 1,508 | - | - | 1,508 | 1,508 | 1,508 |
| Orchestra/Strings | - | 974 | - | - | - | - | 974 | - | - | 974 | 974 | 974 |
| Cross Country | - | - | - | - | - | - | - | - | - | - | - | - |
| Grants | - | 32 | - | - | - | - | 32 | - | - | 32 | 32 | 32 |
| Library/Media Center | - | 1,672 | - | - | - | - | 1,672 | - | - | 1,672 | 1,672 | 1,672 |
| PTO Donations | - | 1,646 | - | - | - | - | 1,646 | - | - | 1,646 | 1,646 | 1,646 |
| Literacy | - | 3,937 | - | - | - | - | 3,937 | - | - | 3,937 | 3,937 | 3,937 |
| ORC Foundation | - | 1 | - | - | - | - | 1 | - | - | 1 | 1 | 1 |
| Readers and LEA | - | 530 | - | - | - | - | 530 | - | - | 530 | 530 | 530 |
| STEM | - | 57 | - | - | - | - | 57 | - | - | 57 | 57 | 57 |
| Teachers Leaders | - | 97 | - | - | - | - | 97 | - | - | 97 | 97 | 97 |
| Student Library | - | 20 | - | - | - | - | 20 | - | - | 20 | 20 | 20 |
| Edu Found Grant | - | 3,260 | - | - | - | - | 3,260 | - | - | 3,260 | 3,260 | 3,260 |
| Wednesday Disco | - | - | - | - | - | - | - | - | - | - | - | - |
| Tingle Kids | - | 228 | - | - | - | - | 228 | - | - | 228 | 228 | 228 |
| Restricted Donation | - | 972 | - | - | - | - | 972 | - | - | 972 | 972 | 972 |
| Lost/Damaged | - | 316 | - | - | - | - | 316 | - | - | 316 | 316 | 316 |
| Total restricted funds | - | 15,250 | - | - | - | - | 15,250 | - | - | 15,250 | 15,250 | 15,250 |
| Total general and restricted | \$ - | \$ 45,367 | \$ - | \$ - | \$ - | \$ - | \$ 45,367 | \$ - | \$ - | \$ 45,367 | \$ 45,367 | \$ 45,367 |

The accompanying notes are an integral part of these financial statements.

OAK RIDGE SCHOOLS
INTERNAL SCHOOL FUNDS

Willow Brook Elementary School
Statement of Revenues, Expenditures and Changes in Fund Balance – Regulatory Basis

For the Fiscal Year Ended June 30, 2025

| | Fund Balances July 1, 2024 | Revenues | Expenditures | Interfund and Interaccount Transfers | | Changes (Increases (Decreases)) in Inventory | Fund Balances June 30, 2025 |
|---|----------------------------------|------------------|------------------|--|-------------|--|-----------------------------------|
| | | | | In | Out | | |
| General Fund: | | | | | | | |
| Administration | | \$ - | \$ 12,568 | \$ - | \$ - | | |
| Class Contributions | | 7,385 | - | - | - | | |
| Field Trips | | 7,605 | 7,921 | - | - | | |
| Gifts/Donations | | 5,382 | - | - | - | | |
| Instruction | | - | 5,278 | - | - | | |
| Interest | | 970 | - | - | - | | |
| Literacy | | - | - | - | - | | |
| Music Program | | - | - | - | - | | |
| Pictures | | - | - | - | - | | |
| Maintenance | | - | - | - | - | | |
| Total general fund | 34,542 | 21,342 | 25,767 | - | - | - | 30,117 |
| Restricted Funds: | | | | | | | |
| Safety Patrol | 1,508 | 500 | 500 | - | - | - | 1,508 |
| Orchestra/Strings | 824 | 150 | - | - | - | - | 974 |
| Cross Country | - | 150 | 150 | - | - | - | - |
| Grants | 32 | 200 | 200 | - | - | - | 32 |
| Library/Media Center | 1,491 | 4,103 | 3,922 | - | - | - | 1,672 |
| PTO Donations | 3,269 | 100 | 1,723 | - | - | - | 1,646 |
| Literacy | 661 | 4,982 | 1,706 | - | - | - | 3,937 |
| ORC Foundation | - | 700 | 699 | - | - | - | 1 |
| Readers and LEA | 530 | - | - | - | - | - | 530 |
| STEM | 57 | - | - | - | - | - | 57 |
| Teachers Leaders | 97 | - | - | - | - | - | 97 |
| Student Library | 20 | - | - | - | - | - | 20 |
| Edu Foundation Grant | 481 | 3,847 | 1,068 | - | - | - | 3,260 |
| Wednesday Disco | - | - | - | - | - | - | - |
| Tingle Kids | 228 | - | - | - | - | - | 228 |
| Restricted Donation | 972 | - | - | - | - | - | 972 |
| Lost/Damaged | - | 327 | 11 | - | - | - | 316 |
| Total restricted funds | 10,170 | 15,059 | 9,979 | - | - | - | 15,250 |
| Total general and restricted funds | \$ 44,712 | \$ 36,401 | \$ 35,746 | \$ - | \$ - | \$ - | \$ 45,367 |

The accompanying notes are an integral
part of these financial statements.

OAK RIDGE SCHOOLS
INTERNAL SCHOOL FUNDS

Woodland Elementary School
Balance Sheet – Regulatory Basis

June 30, 2025

| | Assets | | | | | | Liabilities and Fund Balances | | | | | |
|------------------------------|--------------|-------------------------|------------------------|-------------------------|---------------------|-----------|-------------------------------|------------------|-------------------|------------|---------------------|-------------------------------------|
| | Cash on Hand | Cash in Bank - Checking | Cash in Bank - Savings | Certificates of Deposit | Accounts Receivable | Inventory | Total Assets | Liabilities | | Restricted | Total Fund Balances | Total Liabilities and Fund Balances |
| | | | | | | | | Accounts Payable | Total Liabilities | | | |
| General Fund | \$ - | \$ 48,392 | \$ - | \$ - | \$ - | \$ - | \$ 48,392 | \$ - | \$ - | \$ 48,392 | \$ 48,392 | \$ 48,392 |
| Restricted Funds: | | | | | | | | | | | | |
| Library Club | - | 120 | - | - | - | - | 120 | - | - | 120 | 120 | 120 |
| Art | - | 605 | - | - | - | - | 605 | - | - | 605 | 605 | 605 |
| Chess Club | - | 1,431 | - | - | - | - | 1,431 | - | - | 1,431 | 1,431 | 1,431 |
| Orpsef-Art | - | 228 | - | - | - | - | 228 | - | - | 228 | 228 | 228 |
| Orpsef-Tech | - | 2,351 | - | - | - | - | 2,351 | - | - | 2,351 | 2,351 | 2,351 |
| Or-Efg Literacy | - | 74 | - | - | - | - | 74 | - | - | 74 | 74 | 74 |
| Or-Efg Science | - | 147 | - | - | - | - | 147 | - | - | 147 | 147 | 147 |
| Intersession | - | 643 | - | - | - | - | 643 | - | - | 643 | 643 | 643 |
| Coding Camp | - | 3 | - | - | - | - | 3 | - | - | 3 | 3 | 3 |
| Safety Patrol | - | 438 | - | - | - | - | 438 | - | - | 438 | 438 | 438 |
| Staff Courtesy | - | 34 | - | - | - | - | 34 | - | - | 34 | 34 | 34 |
| Staff Support | - | 65 | - | - | - | - | 65 | - | - | 65 | 65 | 65 |
| Camp Intervention | - | 1 | - | - | - | - | 1 | - | - | 1 | 1 | 1 |
| NEA Foundation | - | 46 | - | - | - | - | 46 | - | - | 46 | 46 | 46 |
| Grants | - | 1,089 | - | - | - | - | 1,089 | - | - | 1,089 | 1,089 | 1,089 |
| ORC Foundation | - | 741 | - | - | - | - | 741 | - | - | 741 | 741 | 741 |
| ORAU Grant | - | 221 | - | - | - | - | 221 | - | - | 221 | 221 | 221 |
| Book Club | - | 5 | - | - | - | - | 5 | - | - | 5 | 5 | 5 |
| TN Art Grant | - | 813 | - | - | - | - | 813 | - | - | 813 | 813 | 813 |
| Restricted Donation | - | 1,835 | - | - | - | - | 1,835 | - | - | 1,835 | 1,835 | 1,835 |
| Education Foundation Grant | - | 1,798 | - | - | - | - | 1,798 | - | - | 1,798 | 1,798 | 1,798 |
| Running Club | - | 278 | - | - | - | - | 278 | - | - | 278 | 278 | 278 |
| Hawk Store | - | 217 | - | - | - | - | 217 | - | - | 217 | 217 | 217 |
| T-Shirts | - | 33 | - | - | - | - | 33 | - | - | 33 | 33 | 33 |
| Cookbook/Teacher | - | 303 | - | - | - | - | 303 | - | - | 303 | 303 | 303 |
| Special Olympics | - | 248 | - | - | - | - | 248 | - | - | 248 | 248 | 248 |
| Memoriam/McConkey | - | 500 | - | - | - | - | 500 | - | - | 500 | 500 | 500 |
| Lost/Damaged | - | 1,142 | - | - | - | - | 1,142 | - | - | 1,142 | 1,142 | 1,142 |
| Yearbook | - | 872 | - | - | - | - | 872 | - | - | 872 | 872 | 872 |
| Total restricted funds | - | 16,281 | - | - | - | - | 16,281 | - | - | 16,281 | 16,281 | 16,281 |
| Total general and restricted | \$ - | \$ 64,673 | \$ - | \$ - | \$ - | \$ - | \$ 64,673 | \$ - | \$ - | \$ 64,673 | \$ 64,673 | \$ 64,673 |

The accompanying notes are an integral part of these financial statements.

OAK RIDGE SCHOOLS
INTERNAL SCHOOL FUNDS

Woodland Elementary School
Statement of Revenues, Expenditures and Changes in Fund Balance – Regulatory Basis

For the Fiscal Year Ended June 30, 2025

| | Fund Balances July 1, 2024 | Revenues | Expenditures | Interfund and Interaccount Transfers | | Change (Increase (Decrease)) in Inventory | Fund Balances June 30, 2025 |
|---|----------------------------------|------------------|------------------|--|-------------|---|-----------------------------------|
| | | | | In | Out | | |
| General Fund: | | | | | | | |
| Gifts/Donations | | \$ 2,500 | \$ - | \$ - | \$ - | | |
| Pictures | | 2,904 | - | - | - | | |
| Fines/Library | | - | - | - | - | | |
| Class Contributions | | 8,420 | - | - | - | | |
| Lost Key Fine | | - | - | - | - | | |
| Literacy | | - | - | - | - | | |
| Field Trips | | 13,970 | 13,988 | - | - | | |
| Instruction | | - | 8,417 | - | - | | |
| Interest | | 1,257 | - | - | - | | |
| Administration | | - | 3,278 | - | - | | |
| Other | | 3 | 1,977 | - | - | | |
| Total general fund | 46,998 | 29,054 | 27,660 | - | - | - | 48,392 |
| Restricted Funds: | | | | | | | |
| Library Club | 120 | - | - | - | - | - | 120 |
| Art | 105 | 500 | - | - | - | - | 605 |
| Chess Club | 1,481 | 10 | 60 | - | - | - | 1,431 |
| Orpsef-Art | 228 | - | - | - | - | - | 228 |
| Orpsef-Tech | 2,351 | - | - | - | - | - | 2,351 |
| Or-Efg Literacy | 74 | - | - | - | - | - | 74 |
| Or-Efg Science | 147 | - | - | - | - | - | 147 |
| Intersession | 643 | - | - | - | - | - | 643 |
| Coding Camp | 3 | - | - | - | - | - | 3 |
| Safety Patrol | 438 | - | - | - | - | - | 438 |
| Staff Courtesy | 34 | - | - | - | - | - | 34 |
| Staff Support | 65 | - | - | - | - | - | 65 |
| Camp Intervention | 1 | - | - | - | - | - | 1 |
| NEA Foundation | 46 | - | - | - | - | - | 46 |
| Grants | 1,089 | - | - | - | - | - | 1,089 |
| ORC Foundation | 741 | - | - | - | - | - | 741 |
| ORAU Grant | 221 | - | - | - | - | - | 221 |
| Book Club | 5 | - | - | - | - | - | 5 |
| TN Art Grant | 813 | - | - | - | - | - | 813 |
| Restricted Donation | 1,835 | - | - | - | - | - | 1,835 |
| Education Foundation Grant | 1,798 | - | - | - | - | - | 1,798 |
| Running Club | 278 | - | - | - | - | - | 278 |
| Hawk Store | 217 | - | - | - | - | - | 217 |
| T-Shirts | 103 | 569 | 639 | - | - | - | 33 |
| Cookbook/Teacher | 303 | - | - | - | - | - | 303 |
| Special Olympics | 248 | - | - | - | - | - | 248 |
| Memoriam/McConkey | 500 | - | - | - | - | - | 500 |
| Lost/Damaged | 985 | 194 | 37 | - | - | - | 1,142 |
| Yearbook | 426 | 1,513 | 1,067 | - | - | - | 872 |
| Total restricted funds | 15,298 | 2,786 | 1,803 | - | - | - | 16,281 |
| Total general and restricted funds | \$ 62,296 | \$ 31,840 | \$ 29,463 | \$ - | \$ - | \$ - | \$ 64,673 |

The accompanying notes are an integral
part of these financial statements.

OAK RIDGE SCHOOLS
INTERNAL SCHOOL FUNDS

Oak Ridge Preschool
Balance Sheet – Regulatory Basis

June 30, 2025

| | Assets | | | | | | Liabilities and Fund Balances | | | | | |
|------------------------------|--------------|-------------------------|------------------------|-------------------------|---------------------|-----------|-------------------------------|------------------|-------------------|------------|---------------------|-------------------------------------|
| | Cash on Hand | Cash in Bank - Checking | Cash in Bank - Savings | Certificates of Deposit | Accounts Receivable | Inventory | Total Assets | Liabilities | | Restricted | Total Fund Balances | Total Liabilities and Fund Balances |
| | | | | | | | | Accounts Payable | Total Liabilities | | | |
| General Fund | \$ - | \$ 1,102 | \$ - | \$ - | \$ - | \$ - | \$ 1,102 | \$ - | \$ - | \$ 1,102 | \$ 1,102 | \$ 1,102 |
| Restricted Funds: | | | | | | | | | | | | |
| ORC Foundation | - | 61 | - | - | - | - | 61 | - | - | 61 | 61 | 61 |
| Restricted Donations | - | 306 | - | - | - | - | 306 | - | - | 306 | 306 | 306 |
| Total restricted funds | - | 367 | - | - | - | - | 367 | - | - | 367 | 367 | 367 |
| Total general and restricted | \$ - | \$ 1,469 | \$ - | \$ - | \$ - | \$ - | \$ 1,469 | \$ - | \$ - | \$ 1,469 | \$ 1,469 | \$ 1,469 |

The accompanying notes are an integral part of these financial statements.

OAK RIDGE SCHOOLS
INTERNAL SCHOOL FUNDS

Oak Ridge Preschool
Statement of Revenues, Expenditures and Changes in Fund Balance – Regulatory Basis

For the Fiscal Year Ended June 30, 2025

| | Fund Balances July 1, 2024 | Revenues | Expenditures | Interfund and Interaccount Transfers | | Changes (Increase (Decrease)) in Inventory | Fund Balances June 30, 2025 |
|------------------------------------|----------------------------------|----------|--------------|--|------|--|-----------------------------------|
| | | | | In | Out | | |
| General Fund: | | | | | | | |
| Gifts/Donations | | \$ 94 | \$ - | \$ - | \$ - | | |
| Instruction | | - | 231 | - | - | | |
| Interest | | 2 | - | - | - | | |
| Total general fund | 1,237 | 96 | 231 | - | - | - | 1,102 |
| Restricted Funds: | | | | | | | |
| ORC Foundation | 61 | - | - | - | - | - | 61 |
| Restricted Donations | 301 | 3,166 | 3,161 | - | - | - | 306 |
| Total restricted funds | 362 | 3,166 | 3,161 | - | - | - | 367 |
| Total general and restricted funds | \$ 1,599 | \$ 3,262 | \$ 3,392 | \$ - | \$ - | \$ - | \$ 1,469 |

The accompanying notes are an integral
part of these financial statements.

OAK RIDGE SCHOOLS
INTERNAL SCHOOL FUNDS

Notes to Financial Statements

June 30, 2025

Background

Section 49-2-110, *Tennessee Code Annotated*, provides for student internal school funds, establishes responsibility for those funds and requires schools to adopt and follow a uniform accounting manual.

1. Summary of Significant Accounting Policies

(a) Financial Reporting Entity

This report includes only the internal school funds of the Oak Ridge School System. Internal school funds are included in the Oak Ridge Board of Education's financial report as a special revenue fund. Internal school funds consist of financial resources accounted for at the individual schools. The accompanying financial statements do not include all internal school funds of the Oak Ridge Schools. School food authority operations accounted for at the individual schools are audited and reported separately.

Internal School Funds

Internal school funds reported in the accompanying financial statements include donations and grants made to the individual schools; fees collected by schools; funds received from the local board of education; funds raised through cooperative agreements; rental fees; and student activity funds.

Student Activity Funds

Student activity funds include all money received from any source for school-sponsored student activities or school-sponsored events held at or in connection with a school, and specifically include, but are not limited to funds:

- Derived from a school-sponsored academic, art, athletic, or social event involving students;
- Raised by school-sponsored clubs involving students;
- Raised by school-sponsored fund-raisers involving students who are under the supervision of a school employee;
- Received from a commission for the direct sale of items to students pursuant to a cooperative agreement between the school and an outside organization;
- Received for the direct sale of items to students from a school-run bookstore located on school grounds;
- Raised from fees charged to students;
- Obtained from interest from any account that contains student activity funds; and
- Obtained from any related school-sponsored activity that involves the use of school personnel, students, and property during the school day.

OAK RIDGE SCHOOLS
INTERNAL SCHOOL FUNDS

Notes to Financial Statements
(Continued)

1. Summary of Significant Accounting Policies (Continued)

(b) Regulatory Basis of Accounting

The accounting and financial reporting requirements for internal school funds are set forth in the *Internal School Funds Manual*, issued by the Tennessee Department of Education. The requirements established in the *Internal School Funds Manual* differ from accounting principles generally accepted in the United States of America primarily in the presentation of the financial statements and restricted fund revenue and expenditure accounting and reporting. The following is a summary of the basic requirements of this regulatory basis of accounting, which is an "other comprehensive basis of accounting."

The financial statements consist of balance sheets and statements of revenues, expenditures and changes in fund balances.

The combined financial statements present all of the individual schools in a columnar format and are required to be presented before the notes to the financial statements. These statements focus on each of the individual schools rather than the funds within the schools. In keeping with that focus, the columnar headings identify the individual schools rather than the funds.

The individual school financial statements present the detailed fund activity in each school and are included after the combined financial statements and before the notes to the financial statements.

Revenues are classified by source and expenditures are classified by either function or object for the general fund but not the restricted fund. Revenues and expenditures of the restricted fund are recorded based on the specific group or activity which will benefit or expend the funds. The activity in the restricted "accounts" is presented as total revenues and transfers in and total expenditures and transfers out for each account. A corresponding "fund balance" is presented for each account. Although the restricted fund is a single fund, each account within the fund must present its portion of the restricted fund balance. Transfers reported on the financial statements represent authorized movement of funds between restricted accounts as well as between the general fund and restricted fund.

(c) Measurement Focus/Basis of Accounting

The accompanying financial statements are reported using the current financial resources measurement focus. Accordingly, only current assets and current liabilities are included on the balance sheets. Internal school funds use the modified accrual basis of accounting. Under the modified accrual basis of accounting, revenues are recognized when they become measurable and available. Management policies define available as collectible within 60 days after the fiscal year end. Expenditures are generally recognized when the related fund liability is incurred, if measurable.

OAK RIDGE SCHOOLS
INTERNAL SCHOOL FUNDS

Notes to Financial Statements
(Continued)

1. Summary of Significant Accounting Policies (Continued)

(d) Fund Structure

The accounts of the individual schools are organized on the basis of funds, each of which is considered to be a separate accounting entity. The operations of each fund are accounted for by providing a separate set of self-balancing accounts, which are comprised of the fund's assets, liabilities, fund equity, revenues and expenditures. The funds are grouped in the accompanying financial statements as follows:

- General Fund: The general fund is used to account for all money to be used for the general operation of the school or for the welfare of the student body. Revenues and expenditures in this fund are not restricted to any specific group or activity.
- Restricted Fund: The restricted fund is used to account for money that is restricted for the use of a specific segment of the school population or legally restricted for a specific purpose and is not intended to benefit the general school population.

(e) Inventory

Inventories are stated at the lower of cost (first-in, first-out) or market (net realizable value). The purchases method is used to account for inventories. Under the purchases method, inventories are reported as an expenditure when purchased (or when received for donated items) rather than being capitalized as an asset. However, significant amounts of inventory, if any, on hand at year end are reported as an asset in the financial statements. In accordance with generally accepted accounting principles, the fair value donated goods and supplies are recognized as revenues and expenditures in the financial statements. For the current year, no significant amounts of such donations were received.

(f) Fund Balances

Restricted Fund Balance

Fund balances reported as "Restricted" are the result of externally imposed restrictions placed upon certain resources accounted for in the restricted funds. All internal school fund activity is restricted in accordance with TCA Section 49-2-110.

When both restricted and unrestricted resources are available for use, it is the school system's policy to use restricted resources first, then unrestricted resources as they are needed. The internal school funds did not report any unrestricted resources for the period.

Unassigned Fund Balance

This classification represents a deficit fund balance.

OAK RIDGE SCHOOLS
INTERNAL SCHOOL FUNDS

Notes to Financial Statements
(Continued)

2. Budgetary Information

Legally appropriated budgets have not been adopted at the individual school level. Therefore, presentation of budgetary comparison information is not required.

3. Deposits

Legal Provisions

All deposits with financial institutions in excess of FDIC limits are required to be secured by one of two methods. Excess funds can be deposited with a financial institution(s) that participates in the State of Tennessee Bank Collateral Pool administered by the state treasurer. For deposits with financial institutions that do not participate in the bank collateral pool, state statutes require that all deposits be collateralized with collateral whose market value is equal to 105 percent of the uninsured amount of the deposits.

Cash Deposits

Cash in bank represents funds on deposit in various depositories.

Custodial Credit Risk

Custodial credit risk is the risk that in the event of a bank failure, the school's deposits may not be returned to it. None of the school's deposits were exposed to custodial credit risk because all balances were entirely insured by the FDIC or through the Bank Collateral Pool with the State of Tennessee.

4. Accounts Payable

Accounts payable balances represent amounts due to vendors at year-end. All accounts payable balances were approved by the Board of Education.

5. Transfers

Transfers completed during the fiscal year were for interfund donations and residual fund balance transfers.

6. Long-Term Leases and Commitments

All long-term lease contracts that obligate a school for more than one school year are approved and accounted for by the Board of Education.

OAK RIDGE SCHOOLS
INTERNAL SCHOOL FUNDS

Notes to Financial Statements
(Continued)

7. Capital Assets

Fixed assets acquired by the individual schools are recorded as expenditures at the time of purchase. Title and accountability for fixed assets purchased pass automatically to the Board of Education.

8. Income Taxes

The schools are exempt from taxes on income; accordingly, no provision for income taxes has been made in financial statements.

9. Salary Supplements

Salary supplements were paid by the Oak Ridge Schools as authorized by the local school board and reimbursed by the sponsoring activity fund. A schedule of salary supplements for the year ended June 30, 2025, is included in the supplemental information.

10. Risk Management

A significant number of taxpayers in the City of Oak Ridge are employed by the U.S. Department of Energy (DOE) or their contractors. DOE and related federal government contractors' operations are contingent upon annual U.S. congressional appropriations; therefore, a reduction in DOE related operations could have a significant effect upon the future operations of the Oak Ridge Schools Internal Schools Funds.

11. Reclassifications

Certain comparative data have been reclassified to present such amounts in a manner consistent with the current year's presentation.

12. Subsequent Events

The Schools' management has evaluated subsequent events through August 20, 2025, the date on which the financial statements were available to be issued.

SUPPLEMENTARY INFORMATION

OAK RIDGE SCHOOLS
INTERNAL SCHOOL FUNDS

Oak Ridge High School
Schedule of Interfund and Interaccount Transfers – Regulatory Basis
(By School)

For the Fiscal Year Ended June 30, 2025

| | <u>Transferred from:</u> | <u>Total</u> |
|-----------------|--------------------------|--------------|
| Transferred to: | NONE | <u>\$ -</u> |

See independent auditor's report.

OAK RIDGE SCHOOLS
INTERNAL SCHOOL FUNDS

Jefferson Middle School
Schedule of Interfund and Interaccount Transfers – Regulatory Basis
(By School)

For the Fiscal Year Ended June 30, 2025

| | <u>Transferred from:</u> | <u>Total</u> |
|-----------------|--------------------------|--------------|
| Transferred to: | NONE | <u>\$ -</u> |

See independent auditor's report.

OAK RIDGE SCHOOLS
INTERNAL SCHOOL FUNDS

Robertsville Middle School
Schedule of Interfund and Interaccount Transfers – Regulatory Basis
(By School)

For the Fiscal Year Ended June 30, 2025

| | <u>Transferred from:</u> | <u>Total</u> |
|-----------------|--------------------------|--------------|
| Transferred to: | NONE | <u>\$ -</u> |

See independent auditor's report.

OAK RIDGE SCHOOLS
INTERNAL SCHOOL FUNDS

Glenwood Elementary School
Schedule of Interfund and Interaccount Transfers – Regulatory Basis
(By School)

For the Fiscal Year Ended June 30, 2025

| | <u>Transferred from:</u> | <u>Total</u> |
|-----------------|--------------------------|--------------|
| Transferred to: | NONE | <u>\$ -</u> |

See independent auditor's report.

OAK RIDGE SCHOOLS
INTERNAL SCHOOL FUNDS

Linden Elementary School
Schedule of Interfund and Interaccount Transfers – Regulatory Basis
(By School)

For the Fiscal Year Ended June 30, 2025

| | <u>Transferred from:</u> | <u>Total</u> |
|-----------------|--------------------------|--------------|
| Transferred to: | NONE | <u>\$ -</u> |

See independent auditor's report.

OAK RIDGE SCHOOLS
INTERNAL SCHOOL FUNDS

Willow Brook Elementary School
Schedule of Interfund and Interaccount Transfers – Regulatory Basis
(By School)

For the Fiscal Year Ended June 30, 2025

| | | |
|-----------------|--------------------------|--------------|
| | <u>Transferred from:</u> | |
| | | <u>Total</u> |
| Transferred to: | NONE | <u>\$ -</u> |

See independent auditor's report.

OAK RIDGE SCHOOLS
INTERNAL SCHOOL FUNDS

Woodland Elementary School
Schedule of Interfund and Interaccount Transfers – Regulatory Basis
(By School)

For the Fiscal Year Ended June 30, 2025

| | <u>Transferred from:</u> | <u>Total</u> |
|-----------------|--------------------------|--------------|
| Transferred to: | NONE | <u>\$ -</u> |

See independent auditor's report.

OAK RIDGE SCHOOLS
INTERNAL SCHOOL FUNDS

Oak Ridge Preschool
Schedule of Interfund and Interaccount Transfers – Regulatory Basis
(By School)

For the Fiscal Year Ended June 30, 2025

| | <u>Transferred from:</u> | <u>Total</u> |
|-----------------|--------------------------|--------------|
| Transferred to: | NONE | <u>\$ -</u> |

See independent auditor's report.

OAK RIDGE SCHOOLS
INTERNAL SCHOOL FUNDS

Schedule of Salary Supplements (By School)

June 30, 2025

| School | Amount | Source of Funds Account | Board Approval | Proper Withholding |
|-----------------------|------------------|---|----------------|--------------------|
| Oak Ridge High School | | | | |
| Janice Zimprich | \$ 4,898 | Flea Market, Football, Basketball, Concessions | Yes | Yes |
| Rebecca Hale | 709 | Flea Market | Yes | Yes |
| Parker Jarnigan | 933 | Flea Market & Basketball | Yes | Yes |
| Melanie Rogers | 48 | Football | Yes | Yes |
| Lori Gupton | 2,249 | Flea Market, Football, Basketball, Concessions | Yes | Yes |
| Ashley Harris | 418 | Football & Basketball | Yes | Yes |
| Ericka Cunningham | 1,215 | Football & Masquers | Yes | Yes |
| Deanna Pickel | 2,280 | Masquers | Yes | Yes |
| Sara Gilliland | 136 | Concessions | Yes | Yes |
| Scott Hinton | 340 | Football | Yes | Yes |
| Teresa Seals | 1,286 | Football & Basketball | Yes | Yes |
| Ashley Wagner | 512 | Flea Market | Yes | Yes |
| Hannah Theele | 937 | Concessions | Yes | Yes |
| Elaine Vaughan | 912 | Masquers | Yes | Yes |
| Matthew Lloyd | 2,230 | Masquers | Yes | Yes |
| Arefa Haque | 204 | Basketball | Yes | Yes |
| Lois Amos | 354 | Basketball | Yes | Yes |
| James Branson | 142 | Basketball | Yes | Yes |
| Shauna James | 2,532 | Flea Market, Football, Basketball & Basketball Camp | Yes | Yes |
| Meghan Ellis | 1,340 | Volleyball Camp | Yes | Yes |
| Erica Webb | 646 | Volleyball Camp | Yes | Yes |
| Travis Free | 2,553 | Baseball Camp | Yes | Yes |
| Nathan Hoffmeister | 269 | Baseball Camp | Yes | Yes |
| Treana Underwood | 969 | Girls Soccer Camp | Yes | Yes |
| Ryan Kent | 490 | Girls Soccer Camp | Yes | Yes |
| Ronnie Scott | 215 | Boys Basketball Camp | Yes | Yes |
| Aaron Green | 4,009 | Boys Basketball Camp | Yes | Yes |
| Craig Price | 2,761 | Boys Basketball Camp | Yes | Yes |
| Christian Mitchell | 1,015 | Boys Basketball Camp | Yes | Yes |
| | <u>\$ 36,602</u> | | | |

See independent auditor's report.

OAK RIDGE SCHOOLS
INTERNAL SCHOOL FUNDS

Schedule of Fidelity Bond Coverage

For the Year Ended June 30, 2025

| | |
|---------------------|--|
| Company: | Tennessee Risk Management Trust |
| Type of Coverage: | Employee Fidelity Bond |
| Amount: | \$500,000 each and every loss \$500 deductible, each occurrence |
| Period of Coverage: | July 1, 2024 to July 1, 2025 |
| Positions Covered: | All employees |

See independent auditor's report.

INTERNAL CONTROL AND COMPLIANCE SECTION

BROWN JAKE & McDANIEL, PC

CERTIFIED PUBLIC ACCOUNTANTS
 2607 KINGSTON PIKE, SUITE 110
 KNOXVILLE, TENNESSEE 37919-3336
 865/637-8600 • fax: 865/637-8601
 www.bjmpc.com

JOE L. BROWN, CPA, CGFM, CGMA
 FRANK D. McDANIEL, CPA, CGFM, CGMA
 TERRY L. MOATS, CPA, CGFM, CGMA
 JAMES E. BOOHER, CPA, CGMA
 HALEY S. SLAGLE, CPA, CGMA

MEMBERS
 AMERICAN INSTITUTE OF
 CERTIFIED PUBLIC ACCOUNTANTS

INDEPENDENT AUDITOR'S REPORT ON INTERNAL CONTROL OVER FINANCIAL REPORTING AND
 ON COMPLIANCE AND OTHER MATTERS BASED ON AN AUDIT OF FINANCIAL STATEMENTS
 PERFORMED IN ACCORDANCE WITH GOVERNMENT AUDITING STANDARDS

Members of the Board of Education
 The Superintendent of Schools
 Oak Ridge Schools
 Oak Ridge, Tennessee

We have audited, in accordance with the auditing standards generally accepted in the United States of America and the standards applicable to financial audits contained in *Government Auditing Standards* issued by the Comptroller General of the United States, the financial statements of the Oak Ridge Schools Internal School Funds, which comprise the combined and individual school balance sheets – regulatory basis as of June 30, 2025, and the related combined and individual school statements of revenues, expenditures and changes in fund balances – regulatory basis for the year then ended, and the related notes to the financial statements, and have issued our report thereon dated August 20, 2025. The report on Oak Ridge Schools Internal School Funds was adverse in relation to conformity with accounting principles generally accepted in the United States of America and unmodified in relation to the financial statements prepared in conformity with the accounting practices prescribed by the *Internal School Funds Manual*, which is a comprehensive basis of accounting other than generally accepted accounting principles in the United States.

Report on Internal Control over Financial Reporting

In planning and performing our audit of the financial statements, we considered the Oak Ridge Schools Internal School Funds' internal control over financial reporting (internal control) as a basis for designing audit procedures that are appropriate in the circumstances for the purpose of expressing our opinions on the financial statements, but not for the purpose of expressing an opinion on the effectiveness of the Oak Ridge Schools Internal School Funds' internal control. Accordingly, we do not express an opinion on the effectiveness of the Oak Ridge Schools Internal School Funds' internal control.

A *deficiency in internal control* exists when the design or operation of a control does not allow management or employees, in the normal course of performing their assigned functions, to prevent, or detect and correct, misstatements on a timely basis. A *material weakness* is a deficiency, or a combination of deficiencies, in internal control, such that there is a reasonable possibility that a material misstatement of the entity's financial statements will not be prevented, or detected and corrected, on a timely basis. A *significant deficiency* is a deficiency, or a combination of deficiencies, in internal control that is less severe than a material weakness, yet important enough to merit attention by those charged with governance.

Our consideration of internal control was for the limited purpose described in the first paragraph of this section and was not designed to identify all deficiencies in internal control that might be material weaknesses or significant deficiencies. Given these limitations, during our audit we did not identify any deficiencies in internal control that we consider to be material weaknesses. However, material weaknesses may exist that have not been identified.

Report on Compliance and Other Matters

As part of obtaining reasonable assurance about whether the Oak Ridge Schools Internal School Funds' financial statements are free from material misstatement, we performed tests of its compliance with certain provisions of laws, regulations, contracts, and grant agreements, noncompliance with which could have a direct and material effect on the determination of financial statement amounts. However, providing an opinion on compliance with those provisions was not an objective of our audit and, accordingly, we do not express such an opinion. The results of our tests disclosed no instances of noncompliance or other matters that are required to be reported under *Government Auditing Standards*.

Purpose of this Report

The purpose of this report is solely to describe the scope of our testing of internal control and compliance and the results of that testing, and not to provide an opinion on the effectiveness of the entity's internal control or on compliance. This report is an integral part of an audit performed in accordance with *Government Auditing Standards* in considering the entity's internal control and compliance. Accordingly, this communication is not suitable for any other purpose.

Brown Lake + McDaniel, PC
CERTIFIED PUBLIC ACCOUNTANTS

Knoxville, Tennessee
August 20, 2025

OAK RIDGE SCHOOLS
INTERNAL SCHOOL FUNDS

Schedule of Prior Year Findings

For the Fiscal Year Ended June 30, 2025

There were no prior year findings.



Date: October 7, 2025

To: Kelly Williams, Executive Director of Teaching and Learning

From: Holly Cross, CTE Director

Subject: Approval of purchase of pivot-style band saw for welding classes

I recommend that the Oak Ridge Schools Board of Education approve the purchase of a pivot-style band saw for welding classes from the Carl Perkins Reserve Grant.

Supporting documentation is attached. Because the saw pricing is similar across the board, we are inclined to purchase from The Capital Group due to an established working relationship we have with them in maintaining our water jet, the companion equipment piece.

A handwritten signature in black ink, appearing to read "Holly Cross", written in a cursive style.

Thank you,
Holly Cross



North America's Largest Distributor of
Metal Fabrication &
Robotic Welding Equipment



PROPOSAL



Your Trusted Source for
Metal Fabrication &
Robotic Welding
Equipment



The Capital Group is diligent in its continuous growth and has built key partnerships with many of the world's finest Machine Tool Builders. Capital's winning team is second-to-none, with an unmatched Service Staff, Experienced & Knowledgeable Sales Staff, and a Dedicated Administrative Group.



Our reputation has brought us the pleasure of doing business with thousands of customers, striving towards a goal of customer satisfaction, success, and return-on-investment.



Thank you for the opportunity to submit this work proposal. We appreciate you taking the time to consider our qualifications and are confident that our team's expertise aligns well with your project's requirements. We look forward to the possibility of working with you.



TABLE OF CONTENTS

INTRODUCTION

INVESTMENT

MAINTENANCE

FINANCING

TERMS & CONDITIONS

BROCHURES





North America's largest Distributor of Metal Fabrication & Robotic Welding Equipment



Model S23P Semi-Automatic Pivot Style Band Saw



*Photo May Include Options

Proposal No. 35563.1
August 27, 2025

Mr. Eric Mason
Oak Ridge High School
1450 Oak Ridge Turnpike
Oak Ridge, TN 37830

Notes:





North America's largest Distributor of Metal Fabrication & Robotic Welding Equipment



August 27, 2025

Mr. Eric Mason
Oak Ridge High School
1450 Oak Ridge Turnpike
Oak Ridge, TN 37830

Hyd-Mech S-23P Band Saw

Mr. Mason,

We are pleased to present the following proposal for your review and consideration. The Capital Group has been representing Hyd-Mech for many years. Hyd-Mech's value driven line of Bandsaws include Vertical, H-TYPE Horizontals, and S-TYPE Scissors action machines. HYD-MECH Saws all provide superior quality, workmanship, and value. Manufactured in Woodstock, Ontario, HYD-MECH products feature reliability and productivity advantages compared to others.

We hope this proposal meets with your approval. We look forward to concluding a purchase agreement with your company and anticipating a smooth and successful installation. If there are any questions or comments, please feel free to call and we will put the CAPITAL TEAM to work for you.

Regards,

Chris Gilmore
Regional Sales Engineer
Capital Machine

Tampa, FL



1-800-635-7777

Atlanta, GA



1-800-635-7777

Dallas, TX



1-800-635-7777

Indianapolis, IN



1-800-589-1444

HYD-MECH SAWS, LTD

The Company and Technology



HYDMECH is a world leader in metal band saw and cold sawing solutions. Their innovation solutions are geared to meet the practical needs of the aerospace, automotive, steel service centers, metal fabrications shops, racing, and other sectors. Their corporate headquarters is in Woodstock, Ontario.

Customers can count on HYDMECH's long-term support with premium quality parts, top-tier customer service and reliable maintenance service. Building on nearly four decades in business, HYDMECH is the go-to company for industrial-strength cutting-edge solutions.

HYDMECH's **S Series Horizontal Pivot Band Saws** set a benchmark for sawing technology within the industry. These saws were industry's first-ever to incorporate swing-head capability – an innovation that has taken the industry by storm! These are versatile, miter-cutting, *scissors style* machines designed for multiple medium duty applications at oil refineries and machine shops, fabrication shops, trailer manufacturers, automotive shops, and more. Saw models are available in manual, semi-automatic, and fully automatic models, with the mitering capability up to 60°.



Get unmatched, heavy-duty mitering done easily with HYDMECH's **M Series Horizontal Pivot Band Saws**. These are fully hydraulic, heavy-duty scissor-style machines that withstand the high demands of machine and fabrication shops, trailer and automotive manufacturers, and more to easily cut tubing, channels, angles, solids, light to medium grade alloys, as well as non-ferrous and stainless materials. The M-Series has powered, hydraulic saw heads for mitering with just the simple push of a button!

The powered head movement has an optimum range of up to 60° as well as indexing from 33" to 120" in a single stroke. M-Series machines are available in semi-automatic and fully automatic models with cutting capacities of up to 30". Models in this series have a Programmable Miter option.



Big, exceptional straight cuts found right here! Designed for multi-shift, high-production environments, HYDMECH **H Series Horizontal Band Saws** are *horizontal, guillotine saws* that deliver big straight cuts – up to 80" – fast. The H Series is available in semi-automatic and fully automatic modes of operation with cutting capacities up to 80". The H-Series saws are tough machines, designed to handle the demands of fabricators, steel service centers, machine shops, forging and die shops, and metal service centers. H-Series cuts solids, tubing, channels, angles, aircraft grade materials, as well as non-ferrous, stainless, and Hi-Temp alloys. This series is ideal for completing multiple slugging of parts, rounds, squares and structural material.



The **V Series Vertical Band Saws** are built to last and deliver non-stop performances. These are heavy-duty, high-performance *vertical tilt frame saws* that have the flexibility for cutting two-way miters. The V Series is available in semi-automatic and automatic modes of operation with cutting capacities up to 30" and bar feeds from 40" to 120".

All HYDMECH products are backed by The Capital Group factory-trained Service Staff, which offers Installation, Training, Parts Inventory, Preventive Maintenance and any level of service support required on a local level.

TECHNICAL SPECIFICATIONS

| Capacity | Rectangular (h x w) | Round |
|----------|---------------------|--------|
| 90° | 16" x 20" | 16" |
| 45° | 16" x 14" | 14" |
| 30° | 16" x 9-1/2" | 9-1/2" |

| | |
|------------------------|------------------------|
| Machine Voltage | 480 volts |
| Blade Size | 1-1/4"x 16'10" |
| Blade Drive | 8.8 HP VFD |
| Blade Speed | 75-350 SFM |
| Coolant Tank Capacity | 9 Gallons |
| Machine Weight | 2,900 lbs. |
| Workload | 5,000 lbs. |
| Dimensions (w x l x h) | 101" W x 80" L x 61" H |
| Table Height | 33" |

STANDARD MACHINE FEATURES

- ❖ Semi-automatic operator PLC control
- ❖ Easy swing, heavy-duty cast iron saw head that can swing up to 60 degrees in one direction.
- ❖ Full capacity, full stroking hydraulic material vise
- ❖ 8.8 HP VFD. True direct blade drive - No belts / pulleys
- ❖ On-demand hydraulics save energy
- ❖ 19-1/4" out feed table and 43" infeed table
- ❖ Blade breakage switch
- ❖ Cast iron band wheels.
- ❖ Replaceable blade brush
- ❖ Robust steel base
- ❖ Easy to read angle scale with angle locking mechanism.
- ❖ Cast iron guide arms, idler side guide arm is adjustable and supported by linear rail
- ❖ Easy access electrical panel
- ❖ Hydraulic positive down feed sawing head with infinite down feed adjustments
- ❖ Mechanical band tensioning with digital readout
- ❖ Pre-set replaceable carbide guide inserts.
- ❖ Safety door interlocks
- ❖ Flood coolant with wash down hose
- ❖ Laser light
- ❖ Work light
- ❖ Variable vise pressure

OPTIONAL FEATURES

- ❖ Full capacity hydraulic overhead bundling
- ❖ Mist lubrication
- ❖ Idler conveyors
- ❖ Work stops – 34."
- ❖ Remote console – 10' cord
- ❖ Power transformer

Notes:



INVESTMENT

S-23P Machine Price

\$29,600.00

**Above quoted price does not include any tariffs or potential tariffs.

Customer is responsible for all tariffs due on equipment. Additional amount will be due prior to installation.

MACHINE OPTIONS

| | | |
|--|-----------|---------|
| Full Capacity Hydraulic Overhead Bundling – One Vise | 11530200 | \$2,800 |
| Mist Lubrication System | 113300601 | \$1,900 |
| Adjustable Work Stop – 34” | 11010016 | \$850 |
| Power Transformer- change power to 208v, 240 v and 575 v | - | \$1,700 |
| Remote Console – 10’ cord | 11530300 | \$4,900 |

CONVEYORS

Hydmech designs and manufactures material handling systems for heavy-duty industrial applications. Hydmech can build your custom specifications or provide a turnkey engineered solution. **Note: All conveyor controls will be on a free-standing pedestal separate from the machine controls**

Idler Conveyors (26” W x 35”H)

| | | |
|--|----------|---------|
| 5’ In Feed / Out Feed Idler Conveyor^ (Type 1) | 18010404 | \$2,400 |
|--|----------|---------|

Material support rollers can be installed above and below frame

Powered Conveyors (26”W x 35”H)

| | | |
|---|----------|----------|
| 10’ In Feed / Out Feed Powered Conveyor^ (Type 1) | 18010270 | \$10,900 |
|---|----------|----------|

| | | |
|---------------------------------------|----------|---------|
| Additional 10’ Powered add on section | 18010271 | \$8,500 |
|---------------------------------------|----------|---------|

| | | |
|------------------|----------|---------|
| Pneumatic Clutch | 18092000 | \$4,100 |
|------------------|----------|---------|

Accessories for both Idler & Powered Conveyors

| | | |
|--|----------|---------|
| Filler Plates - for 5’ Idler Conveyor^ - Advise if rollers should be | 18099091 | \$1,700 |
|--|----------|---------|

above or below the frame

| | | |
|--|----------|---------|
| Coolant Drip Pan - For 5’ Idler Conveyor | 18099084 | \$1,800 |
|--|----------|---------|

| | | |
|---|---------|---------|
| Filler Plates - for 10’ Powered Conveyor^ - Advise if rollers | 1899092 | \$3,400 |
|---|---------|---------|

should be above or below the frame

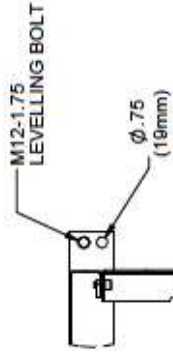
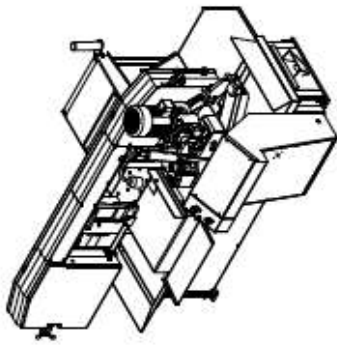
| | | |
|---|----------|---------|
| Coolant Drip Pan – for 10’ Powered Conveyor | 18099083 | \$3,600 |
|---|----------|---------|

| | | |
|---------------------------|----------|---------|
| Vertical alignment Roller | 18099079 | \$1,900 |
|---------------------------|----------|---------|

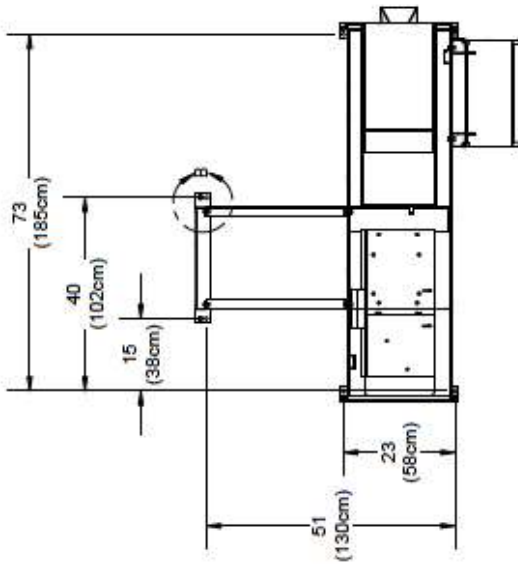
| | | |
|-------------------|----------|---------|
| Forklift cut outs | 18099095 | \$2,200 |
|-------------------|----------|---------|

^Customer is responsible for assembling, locating, and anchoring of Conveyors. Additional Charges may apply to conveyors. *In line with Hyd-Mech’s policy of on-going product improvement, we reserve the right to modify features and specifications.*Hyd-Mech reserves the right to revise this quote without liability whatsoever.

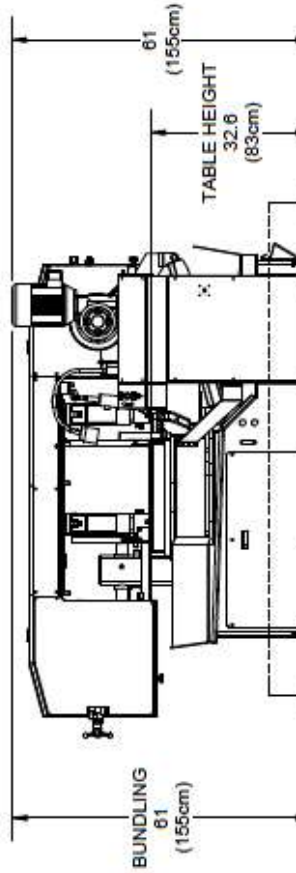
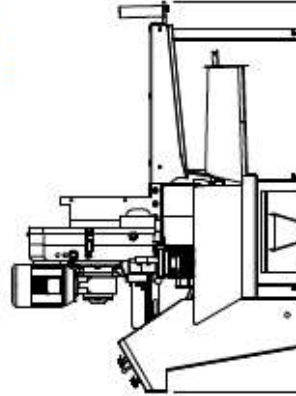
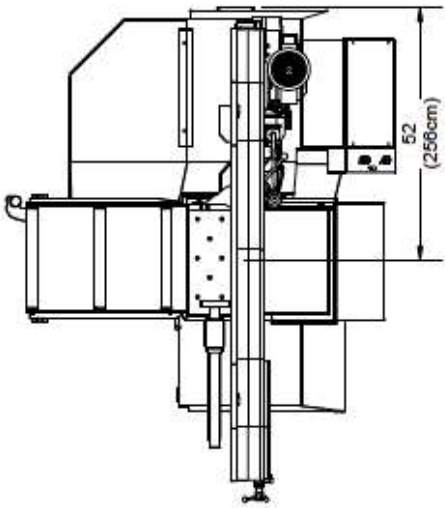
*All prices are FOB factory and are subject to change without prior notice.



DETAIL B
SCALE 1:12
ANCHOR POINT DETAIL



SECTION A-A
FOUNDATION PLAN



Notes:



THE CAPITAL SERVICE

DIFFERENCE!



The Capital Group is committed to providing **“Value-Added” services** to every machine we recommend. Our ability to provide **Factory-Trained, Professional Service Engineers** and Customer Service Representatives to our customers is paramount to our mission.



Strategically positioned throughout 16 states we provide the best service possible in a timely manner. **Capital also incorporates a “First-Call-Fix” incentive program that maximizes efficiency of our entire service team.** With many of our members logging **over 15 years** in the field, you can rest assure your equipment will receive quality knowledge and workmanship to keep your business productive.



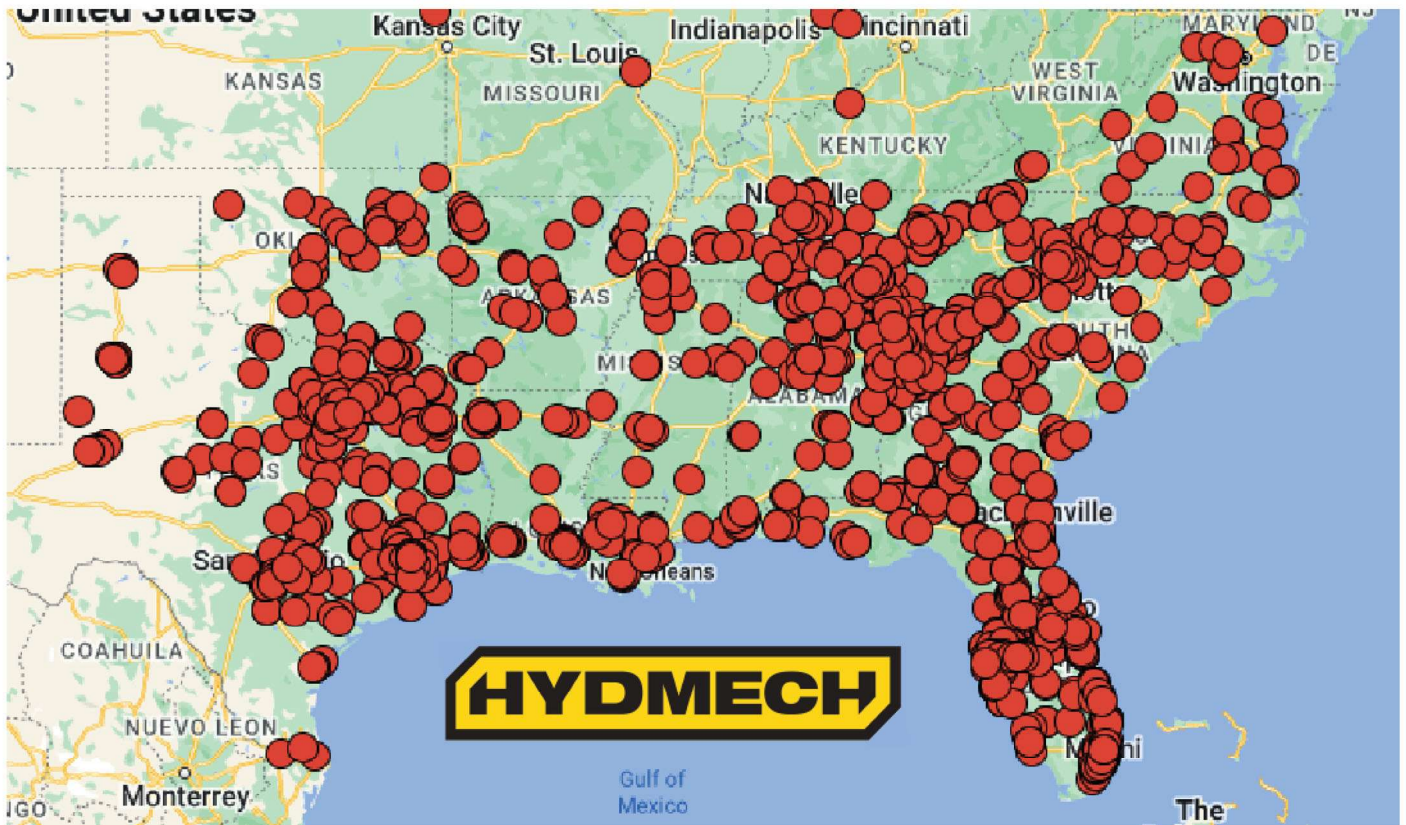
www.capitalmachine.com | www.modernmachinerycompany.com | www.capitalrobotics.com



North America's largest Distributor of Metal Fabrication & Robotic Welding Equipment



Installed equipment within territory



References Upon Request

Notes:





Why use **YOUR** money when you can have access to **OURS**?

With more than a half-century of experience and innovation, we at Working Ox have made it our mission to help manufacturers get what they need to start and grow their businesses. Because we deal exclusively in machine tools and other manufacturing equipment, we understand your leasing and financing needs better than any bank.

Lease. Don't Buy.

Working Ox finances only machine tools and manufacturing equipment, so we understand your needs better than any bank could. We give equal attention to businesses of all sizes and make it cheaper and easier to lease equipment than to buy it. Leasing helps you keep up with cutting-edge technology, something many companies depend upon. By leasing, you will be able to afford more of the equipment needed to rapidly grow your company.

- You will be able to exclude some leased assets and related obligations from your balance sheet, thereby improving your financial indicators, including debt-to-equity and earnings-to-fixed assets ratios.
- Flexible or Fixed payment plans are available. We'll advise, and you'll decide what payment plan works best for your business.
- Rapid industry changes can render your equipment inefficient or obsolete. Leasing with Working Ox Capital allows you the option of upgrading equipment.
- We simplify the process of lending. As an example, we can often eliminate the need for tax returns and personal financial statements with your suitable credit history.
- Hold on to your working capital by taking a tip: **They don't buy machinery. They lease it.**

“Thank you for making this experience easy and short. I am positive we will be doing more business in the near future.”

AW, San Antonio, TX (Master Welder)



“Working Ox Capital helped me get my fledgling company off the ground and took away all anxiety I had about leasing the equipment I needed.”

SJ, Auburn, AL (Master Carpenter)

Even Uncle Sam Thinks It’s Smart to Lease.

The IRS offers generous incentives for the purchase of capital equipment.

You may be entitled to significant tax advantages if you lease, as illustrated in our chart. Our customers typically can deduct all or most of their lease payments. Bank loans don’t offer that advantage. Call us for more details about how we can help you structure the best deal for your business.

| Things to consider | Lease Financing | Cash Purchase | Bank Loan |
|---|-----------------|---------------|-----------|
| Yearly reporting of tax returns, personal financial statements, time consuming reports and probing questions? | ✗ | ✗ | ✓ |
| Approval for financing in one day? | ✓ | ✗ | ✗ |
| Simple single page credit application only? * * | ✓ | ✗ | ✗ |
| Match payments to current cash flow? | ✓ | ✗ | ✗ |
| Deduct all or most monthly payments from taxable income? | ✓ | ✗ | ✗ |
| Acquire equipment without a substantial outlay? | ✓ | ✗ | ✗ |
| Delay payments until after the equipment begins to pay off? | ✓ | ✗ | ✗ |
| Avoid affecting lines of credit? | ✓ | ✗ | ✗ |
| Meet vendor’s progress payment requirements | ✓ | ✗ | ✗ |
| Easy trade-in of existing equipment for new technology or capacity? | ✓ | ✗ | ✗ |

* * Companies in business for a minimum of 5 years.



To make dollars and sense of the benefits Working Ox offers, visit our website at www.workingox.com. You will find more information and our easy to download one-page credit application, guaranteeing that your valuable time isn’t wasted in a tangle of paperwork. Let us work for you, so you can get back to working for yourself.

Let Us Plow Your Future

907 U.S. Highway 301 South, Tampa, Florida 33619
 TEL 813-865-0194 FAX 800-859-9327
workingox.com



North America's largest Distributor of Metal Fabrication & Robotic Welding Equipment



Easy Equipment Financing

Quick Approvals with a Simple Online Credit Application

| Equipment Price | Term (Months) | 1st Year Savings With Bonus Depreciation |
|---|---------------|--|
| \$29,600 | 84 | \$10,952 |
| Based on 37% Tax Bracket, the Government pays 37% of the purchase price. (Section 168k) | | |

Estimated Cost of Ownership

| Monthly Cost | Weekly Cost | Hourly Cost | |
|-----------------|----------------|---------------|---------------|
| \$421.35 | \$97.31 | 1 Shift | 2 Shift |
| | | \$2.43 | \$1.22 |

Rates and terms subject to change with credit approval and may vary depending upon qualifications. Customer is responsible for taxes, maintenance, insurance, and two advanced payments. Above example reflects a 10% down deposit to vender, remaining balance financed.



Walker Willis

If you need a lender with solid standing and quick responses, we recommend Working Ox Capital, LLC. With over 75 years of professional experience and more than \$50,000,000 financed, Working Ox makes the financing process smooth, easy, and affordable. We can put you in touch with Working Ox, or you can contact Walker Willis directly by scanning the QR code above. You can also fill out their online credit application at workingoxcapital.com. Working Ox does not offer tax, legal or accounting advice. In considering this material, you should discuss your individual financial circumstances with specialists in these areas before making decisions.

Working Ox Capital Credit Application

907 US Highway 301 South | Tampa, FL 33619

Fax#: 1-800-859-9327

E-mail: credit@workingox.com



Company Information

| | | | | | |
|---|--|------------------------|------------------|---------------------------------------|--------------------|
| Company Name | | | | DBA | |
| Street Address | | City | | State | Zip |
| Phone | | Fax | | Website | |
| Contact Name | | | E-Mail Address | | FED ID# |
| Organization Type <input type="checkbox"/> Sole Prop <input type="checkbox"/> C-Corp <input type="checkbox"/> S-Corp <input type="checkbox"/> LLP <input type="checkbox"/> LLC | | State of Incorporation | Date Established | Years in Business (Present Ownership) | Nature of Business |
| Equipment Location (if different from company address) | | | | | |

Equipment Description (Attach Sheet for Additional Spaces)

| | | |
|---|-------------------|--------------------------|
| Equipment to be Financed (Make and Model) | Cost of Equipment | Intentionally Left Blank |
| Equipment to be Financed (Make and Model) | Cost of Equipment | |

Payment Plan, Equipment and Vendor Information

| | |
|---|----------------|
| Term Options <input type="checkbox"/> 36 <input type="checkbox"/> 48 <input type="checkbox"/> 60 <input type="checkbox"/> 72 <input type="checkbox"/> 84 <input type="checkbox"/> Other: _____ | Payment Target |
|---|----------------|

Owners, Partners and Guarantors Information-Please list Home Address, City, State & Zip Below

| | | | | | |
|----|---|-------|---------------|-------------------|---------------|
| #1 | Name (Personal Guarantor/Principle/Partner/Officer) | Title | Percent Owned | Social Security # | |
| #1 | Home Address | City | State | Zip | Date of Birth |
| #2 | Name (Personal Guarantor/Principle/Partner/Officer) | Title | Percent Owned | Social Security # | |
| #2 | Home Address | City | State | Zip | Date of Birth |

By submitting this Application, the undersigned warrants that the applicant and each individual listed as a principal, partner, owner, guarantor or obligor consent, authorize and warrant as follows: (a) Working Ox Capital, LLC. and its assignees, designees, funding source or finance source ("WOC") may obtain commercial and consumer credit reports, investigate references and statements, and make other credit inquiries about the applicant and all such individuals, and anybody contacted in connection therewith may release any credit and financial information; (b) WOC and its affiliates may share with one another financial, credit and other information about the applicant and such individuals and use shared information to market to the applicant and the individuals; (c) the information on or accompanying this Application is true and complete, and the undersigned will notify WOC of any material change in any information; (d) this Application is submitted in connection with financing solely for business and commercial purposes and NOT for personal, family or household purposes; (e) the applicant, if an individual, is a citizen or lawful permanent resident of the United States; and (f) this Application will apply to any future request for additional financing and all notices, disclosures, consents and warranties shall be deemed repeated for each future request, unless the applicant submits a new written application. WOC does not make offers or commitments to extend credit except in final signed documents and, in limited circumstances, in and pursuant to the terms and conditions of written commitment letters. Term sheets, proposal letters, approval letters and the like are not commitment letters.

READ CAREFULLY BEFORE SUBMITTING THIS APPLICATION: We recommend that you print the Application, sign it below and fax or mail it to us at the address set forth above. If you send this Application by unencrypted and non-secure e-mail, the contents including non-public information may be at risk, and we are not responsible for the security of the contents or for any theft or loss of data during e-mail transmission. If you decide to assume the risk of submitting this Application by e-mail, enter your name as authorized agent below. By entering your name and submitting this Application to us, you agree that this Application is an electronic record executed by you using your electronic signature.

Signature #1

Date

Signature #2

Date

EQUAL CREDIT OPPORTUNITY ACT. If your application for business credit is denied, you have the right to a written statement of the specific reasons for the denial. To obtain the statement, please contact our Customer Service Manager, 907 US Highway 301 South, Tampa, Florida 33619 (813-865-0194) within 60 days from the date you are notified of our decision. We will send you a written statement of reasons for the denial within 30 days of receiving your request for the statement. **NOTICE:** The federal Equal Credit Opportunity Act prohibits creditors from discriminating against credit applicants on the basis of race, color, religion, national origin, sex, marital status, age (provided the applicant has the capacity to enter into a binding contract); because all or part of the applicant's income derives from any public assistance program; or because the applicant has in good faith exercised any right under the Consumer Credit Protection Act. The federal agency that administers compliance with this law concerning this creditor is the Office of the Comptroller of the Currency, Customer Assistance Group, 1301 McKinney Street, Suite 3450, Houston, Texas 77010-9050.

Notes:

TERMS & CONDITIONS



CONDITIONS OF SALE

TERMS:

50% with order, 40% due prior to shipment and 10% due at installation.
If a customer delays shipment or installation, final payment is due immediately.
A signed purchase agreement must be on file.

F.O.B:

Conway, AR

INSTALLATION SUPERVISION:

By The Capital Group Machine Service Engineer w/customer assistance. Customer is responsible for assembling, locating, and anchoring of Conveyors.

WARRANTY:

| | |
|----------|---|
| Machine: | 24 Months provided by Manufacturer |
| Labor: | 12 Months provided by The Capital Group |

DELIVERY:

4-6 weeks (Subject to prior sales)

TAXES:

Any applicable taxes are not included in this quote and will be extra if required. Sales use, excise, property, or similar taxes relating to this order are not included. The Seller shall have right at any time to bill Buyer for any such tax, which Seller may be called upon to pay.

COMPLIANCE:

It is the buyer's sole responsibility to conform to any local, city, county, state or federal laws, certifications or codes such as building, electrical, safety, etc.

FREIGHT:

The customer is responsible for arranging for shipping at its expense unless otherwise specified. Rigging is the Customer's responsibility.

VALIDITY:

This quotation is valid only on the date of issue.

Terms & Conditions of Capital Machine Technologies, LLC (“CMT”): These Terms and Conditions (these “Terms”) of CMT are the only terms that govern: (i) Buyer’s purchase of the Products and Services identified on the reverse side of this form; and (ii) any future Buyer purchase of Products or Services from CMT, except to the extent that the Parties modify these Terms by a written agreement that is signed by an authorized representative of each Party, or updated terms are included in a Sales Acknowledgement.

1. Acceptance of Orders. CMT’s acceptance or fulfillment of any Order is expressly limited to and conditioned upon Buyer’s agreement to these Terms. CMT hereby rejects any additional or inconsistent terms or conditions in any Order or other document that Buyer submits at any time, whether before or after the date hereof. Inclusion of Buyer’s purchase order number on a Sales Acknowledgement does not constitute acceptance of any terms or conditions in that purchase order. Notwithstanding anything to the contrary contained in its purchase order or other documents, Buyer’s receipt and acceptance of a Product shall constitute Buyer’s acceptance of these Terms. If a Sales Acknowledgement identifies a CMT Quotation, then the Sales Acknowledgement shall be deemed to incorporate by reference any applicable terms of that Quotation. The place of acceptance and sale of all Products and Services is CMT Headquarters, or at any other location identified by CMT.

2. Payment. Except as otherwise specified in a Sales Acknowledgement: (a) any Deposit, down payment or other initial payment identified in a Sales Acknowledgement shall be nonrefundable; and (b) Buyer shall pay for all Products upon completion of installation; provided, however, that if Buyer does not allow installation on the timetable specified by CMT, Buyer shall pay any remaining balance of the Purchase Price no later than seven (7) days after the Pickup Date. Buyer shall pay CMT, at CMT Headquarters, all amounts specified on each Sales Acknowledgement. There shall be no extension of any payment due date based on delays in installation and/or operation of Products caused by damage, warranty service, or warranty replacement of parts. If Buyer does not make payment when due, then Buyer shall pay CMT a late charge at the rate of eighteen percent (18%) per annum on the amount due or the highest amount permitted by law, whichever is less. Buyer has no right to deduct or set off any amount due to CMT by the amount of any damages or costs incurred by Buyer, arising from any CMT action on or otherwise. “Purchase Price” for any Product or Service means the Purchase Price identified on the applicable Sales Acknowledgement, exclusive of any Taxes; provided, however, that the Purchase Price may increase prior to the Pickup Date to cover any increase in price by the manufacturer. CMT will notify Customer of any increase in Purchase Price. “Deposit” for a Product or Service means the initial payment that Buyer is required to make with respect thereto, as indicated on the Sales Acknowledgement. Quoted Product and Service prices do not include any excise, sales, occupation, use or similar tax or governmental charge, including any levy or surcharge. Buyer shall pay all such taxes and charges.

3. Security Interest. CMT reserves and Buyer hereby expressly grants to CMT, as collateral security, a lien on and purchase money security interest in and to all of Buyer’s right, title, and interest in, to, and under each Product, wherever located, and whether now existing or hereafter arising or acquired from time to time, and in all accessions thereto and replacements or modifications thereof, as well as all proceeds (including insurance proceeds) of the foregoing, until Buyer has paid all amounts due to CMT with respect to such Product. Buyer shall execute, and hereby appoints CMT as its attorney-in-fact to execute on Buyer’s behalf, any document requested by CMT that CMT determines is necessary for attachment and perfection of CMT’s security interest. The foregoing security interest is a purchase money security interest under the UCC. If there is a Buyer Default, CMT shall have all the rights of a secured creditor under the UCC. Buyer shall ensure that ALL Products are excluded from the terms of any encumbrance on the real property where the Products are located.

4. Delivery; Risk of Loss; Title. “Pickup Date” for a Product is the date that the Product is available for pickup by Buyer’s designated carrier. The Pickup Date indicated on each Sales Acknowledgement is an estimate and is subject to change. CMT shall not be liable to Buyer for any change in the Pickup Date. CMT shall notify the Buyer of the final Pickup Date for a Product. Except to the extent otherwise set forth in a Sales Acknowledgement, Products shipped from inside the continental U.S. shall be shipped F.O.B. point of origin. If Buyer does not pick up a Product within two (2) days after the Pickup Date due to a delay by Buyer or Force Majeure: (i) CMT may move that Product to storage; or (ii) CMT may select an alternate carrier to make shipment and charge Buyer for such shipment. Buyer shall be liable for any demurrage or storage charges. All risk of loss or damage shall pass to Buyer, and delivery shall be deemed to be completed, on the Pickup Date.

5. Inspection; Acceptance; Damage; Nonconforming Products. Buyer shall inspect all Products immediately upon delivery, prior to commencement of installation. On the date of Product delivery, Buyer shall: (a) notify CMT of any nonconformance with Specifications and notify both CMT and the carrier of any damage; and (b) ensure that any such notice includes photographic evidence and other documentation that clearly illustrates any nonconformance or damage. The carrier shall be responsible for any damage that occurs during shipment. If any delivered Product does not conform with the Specifications for any other reason, and if Buyer provides timely notice of nonconformance as required above in this Section 5, then: (i) CMT may in its discretion cure such nonconformance, replace the nonconforming Product(s), or accept return of the Product(s) and provide a refund, in each case on terms reasonably determined by CMT; and (ii) Buyer shall be deemed to accept such Product on the date that CMT in its reasonable discretion has provided a cure or delivered a replacement for such Product. Notwithstanding anything herein to the contrary, if Buyer assigns any interest in a Product for the purpose of an equipment lease or financing, such assignment shall be deemed to be an acceptance of that Product. Except as specified in the foregoing provisions of this Section 5, Buyer shall be deemed to have accepted all Products upon delivery. **The foregoing remedies are Buyer’s exclusive remedies for the delivery of Products that are damaged or do not conform to Specifications.**

6. Installation. Except to the extent set forth in a Sales Acknowledgement, Buyer, not CMT, shall be solely responsible for timely site preparation and for any erection, installation, warranty, or other services. Any CMT installation Services shall be conditioned upon Buyer complying with CMT installation requirements, including Buyer’s execution of any required CMT installation form. Except as otherwise provided in a Sales Acknowledgement, any installation by CMT shall be deemed to have occurred upon the execution of a CMT Installation Form by a CMT service engineer.

7. Cancellation. Buyer may not cancel any Order, except that Buyer may cancel an Order for a Non-Customized Product if Buyer: (a) delivers a cancellation notice to CMT prior to the Pickup Date for that Product; and (b) pays a cancellation charge equal to (i) twenty five percent (25%) of the Product’s Purchase Price, if Buyer delivers the notice within thirty (30) days after the Sales Acknowledgement Date, or (b) thirty five percent (35%) of the Purchase Price, plus any costs incurred by CMT in performing its obligations hereunder, if Buyer delivers that notice more than thirty (30) days after the Sales Acknowledgement Date. “Non-Customized Product” means a Product that CMT determines, in its sole discretion, to be of a standard type routinely sold by CMT and for which there is relatively continuous purchaser demand.

8. Default. A “Buyer Default” shall be deemed to have occurred if CMT determines in its reasonable discretion that Buyer: (a) has failed to timely make any payment due hereunder; (b) has failed to comply with any other Terms and has not cured such failure within ten (10) days after receipt of notice from CMT specifying that failure; (c) is unable to meet its financial obligations hereunder; (d) has become insolvent, made an assignment in favor of creditors, or become subject to any bankruptcy, dissolution or similar proceeding; or (e) has undergone a change of control by merger, change in ownership, or sale of substantial assets.

9. Remedies for Default. Upon any Buyer Default, CMT may, by written notice to Buyer: (a) cancel any Order, in which case Buyer shall pay CMT a cancellation charge of thirty five percent (35%) of the Purchase Price of the ordered Product, plus any costs incurred by CMT in performing its obligations hereunder; (b) suspend delivery of any Product, performance of any Services, or performance of any other CMT obligations hereunder; (c) render any Product unusable; (d) terminate these Terms; and/or (e) exercise any and all of its rights as a secured creditor under the UCC. CMT’s rights, remedies, powers, and privileges provided in these Terms are cumulative and not exclusive of any rights, remedies, powers, and privileges available at law or equity.

10. No Warranty; Liability Limits. CMT MAKES NO WARRANTY, EXPRESS OR IMPLIED, WHETHER OF NO N-INFRIEMENT, MERCHANTABILITY OR FITNESS FOR A PARTICULAR PURPOSE OR USE, OR OTHERWISE, WITH RESPECT TO ANY PRODUCT OR SERVICES, OR ANY LABOR FURNISHED IN CONNECTION WITH THE SALE, DELIVERY, OR SERVICING OF ANY PRODUCT. GOODS AND MATERIALS SOLD BY CMT CARRY THE STANDARD WARRANTY OF THE MANUFACTURER THEREOF, IF ANY, AND CMT SHALL NOT BE RESPONSIBLE FOR ANY SUCH WARRANTY. CUSTOMER’S SOLE AND EXCLUSIVE REMEDY IS AGAINST THE MANUFACTURER OF THE PRODUCT. THE SOLE PURPOSE OF THE STIPULATED EXCLUSIVE REMEDY PROVIDED FOR IN SECTION 5 IS TO PROVIDE CUSTOMER WITH REPAIR OR REPLACEMENT OF DEFECTIVE PRODUCTS IN THE MANNER PROVIDED BY THE MANUFACTURER. IN NO EVENT SHALL CMT BE LIABLE TO CUSTOMER FOR SPECIAL, INDIRECT, INCIDENTAL OR CONSEQUENTIAL DAMAGES, WHETHER IN CONTRACT, TORT, NEGLIGENCE, STRICT LIABILITY OR OTHERWISE, INCLUDING WITHOUT LIMITATION DAMAGES FOR INJURY TO PERSON OR PROPERTY, LOST PROFITS OR REVENUE, LOST SALES OR LOSS OF USE OF ANY PRODUCT.

11. Force Majeure. Except with respect to the payment of monies due hereunder and Buyer’s obligations under Section 12, neither Party shall be responsible for failure or delay in performance hereunder or for any loss or damage due to Force Majeure. “Force Majeure” with respect to a Party means a cause beyond such Party’s reasonable control, including an act of God, epidemic, pandemic, quarantine, fire, civil disobedience, war, terrorism, riot, strike, work stoppage, flood, water/element, change in governmental requirements, or inability to secure equipment, raw materials or transport.

12. Buyer Liability. Buyer shall reimburse CMT for all costs incurred by CMT enforce CMT’s rights hereunder, as a secured party or otherwise, including any attorneys’ fees and collection costs arising out of Buyer’s breach of its obligations hereunder. Buyer shall indemnify, defend, and hold CMT harmless from and against all judgments, decrees, and costs (including attorneys’ fees) resulting from Buyer’s use and/or resale of the Products.

13. Entire Agreement; Amendment; Waiver. These Terms: (a) constitute the entire agreement between the Parties with respect to Buyer’s purchase of Products and Services from CMT, and supersede all prior oral or written agreements or communications between the Parties with respect thereto; (b) may be amended only by a written agreement that references these Terms and is signed by an authorized representative of each Party. These Terms shall remain effective as between the Parties, regardless of any arrangement or agreement for financing of Buyer’s purchase of any Product, even if financing is provided by CMT or a CMT affiliate. Any CMT failure to enforce these Terms shall not constitute a waiver of its right to such enforcement in the future, regardless of the length of time for which such failure continues. Any waiver by CMT must be in writing and signed by an authorized representative of CMT. No statement or assistance made or offered by CMT through its representatives, whether made before or after Buyer’s submission of any Order, including statements regarding any Product’s suitability, capacity, performance, or compliance with Buyer specifications, shall constitute a waiver by CMT of any provision hereof. These Terms are for the sole benefit of the Parties and their respective successors and permitted assigns and nothing herein, express or implied, is intended to or shall confer upon any other Person any legal or equitable right, benefit, or remedy.

14. Survival; Severability; Assignment. Any provision hereof that by its terms is intended to have effect after the termination of these Terms shall survive such termination until by its terms it is no longer applicable. If any of these Terms or the application thereof shall be invalid, void, or unenforceable, then the remainder of these Terms and the application thereof shall not be affected thereby and shall be enforceable to the fullest extent permitted by law. Buyer shall not assign any of its rights or delegate any of its obligations hereunder without the prior written consent of CMT. Any purported assignment or delegation in violation hereof is null and void. No assignment or delegation will relieve Buyer of any of its obligations hereunder.

15. Governing Law; Forum. These Terms, and Buyer’s purchase of Products and Services, shall be governed by and interpreted in accordance with the laws of Florida, U.S.A. The state and federal courts having jurisdiction in Hillsborough County, Florida shall be the exclusive venue for any action to enforce these Terms.

16. Notice. Any notice given to a Party hereunder: (a) shall be in writing; (b) shall be sent by email, by U.S. certified or registered mail, return receipt requested, or by a delivery service that has a tracking system to confirm deliveries, such as FedEx or UPS; and (c) shall be deemed to be delivered and received upon delivery to the receiving Party at the address set forth on the reverse side of this form, or to such other address as such Party has designated by written notice in accordance with this Section 16. The delivery receipt shall be conclusive, but not exclusive, evidence of receipt. If delivery is refused upon presentation or is undeliverable, then notice shall be deemed to be received at the time of such refusal or failure of delivery.

17. Construction; Definitions. For purposes of these Terms: the singular shall include the plural, and the plural shall include the singular; headings are for convenience only, and are not intended to limit the intent of these Terms; “herein”, “hereof”, “hereto”, and “hereunder” refer to these Terms in their entirety and not to any particular provision hereof; “including” means “including without limitation”; the definition of any defined term shall apply equally to both the singular and plural forms of the term, and to other forms of the word; reference to a number of days shall be deemed to refer to calendar days; if the final date of any period for the taking of any action falls on a day other than a Business Day, then the end of such period shall be extended to 5:00 p.m. Tampa, Florida time on the next day that is a Business Day; any reference to a Section refers to a Section of these Terms; “Business Day” means any day other than a Saturday, Sunday, or government holiday in Tampa, Florida; “Buyer” means the Person identified as the Customer on the reverse side of this form; “Order” means a purchase order that Buyer delivers for a Product or Service; “Party” means CMT or Buyer; “Person” means an individual or juridical entity; “Product” means a machine tool or related equipment, part or accessory, or combinations or components thereof, specified on the front of any on any Sales Acknowledgement; “Quotation” means a CMT-issued quotation that is referenced in the applicable Sales Acknowledgement; “Sales Acknowledgement” for a Product or Service means a Sales Order Acknowledgement or other agreement that (a) sets forth the terms of Buyer’s purchase of such Product or Service from CMT, and (b) is executed by an authorized officer of CMT; “Sales Acknowledgement Date” for any Product means the date of CMT’s issuance of the applicable Sales Acknowledgement for that Product, as indicated thereon; “Service” means a CMT service

Notes:

BROCHURES



HORIZONTAL PIVOT STYLE BAND SAWS



HYDMECH

S-20



DIGITAL BAND TENSIONING DISPLAY

Manual mechanical tensioning allows for quick and simple blade changing. A LED display on the control console provides readout for proper tension setting.

CAST IRON SAW HEAD

Provides rigidity and less vibration when cutting. Ensures straight cuts and increases blade life!

3 HP DIRECT BLADE DRIVE

Heavy-duty 2-stage gearbox and motor is controlled by an AC inverter drive. Blade speed is easily adjusted with a wide range of band speeds. Less moving parts compared to belt and pulley drive machines.



Photos may show optional equipment.



The S-20 represents the first band saw to incorporate a swing head design for miter cutting. The innovative design saves operator set up time and shop space. These versatile machines provide exceptional miter cutting for light to medium duty applications.

STANDARD FEATURES

- Easy swing, heavy duty cast iron saw head
- 3 HP true direct blade drive 36" material in-feed roller table and 19" out feed table
- Heavy duty sliding material vise(cam lock) jaw
- Mechanical band tensioning with digital readout
- Cast iron band wheels
- Swing away operator control panel
- Replaceable blade brush
- Robust steel base
- Easy to read angle scale with angle locking mechanism
- Cast iron guide arms. Idler side guide arm is adjustable and supported by linear rail
- Gravity head feed
- Replaceable carbide guide inserts
- Safety door interlocks
- Flood coolant with wash down hose
- Laser light
- Work light

OPTIONAL FEATURES

- Mist lubrication
- Adjustable work stop
- Right hand control panel
- Single phase
- Idler conveyor & accessories





STANDARD FEATURES

- Easy swing, heavy duty cast iron saw head up to 60° one direction
- Full capacity, full stroking hydraulic vise
- 3 HP VFD. True direct blade drive - no belts/pulleys
- On-demand hydraulics save energy
- 36" material in-feed roller table and 19" out feed table
- Cast iron band wheels
- Semi-automatic control panel
- Replaceable blade brush
- Robust steel base
- Easy to read angle scale with angle locking mechanism
- Cast iron guide arms. Idler side guide arm is adjustable and supported by linear rail.
- Gravity head feed

- Mechanical band tensioning with digital readout
- Replaceable carbide guide inserts
- Safety door interlocks
- Flood coolant with wash down hose
- Laser light
- Work light
- Variable vise pressure

OPTIONAL FEATURES

- Full capacity hydraulic overhead bundling
- Work stop - 34"
- Single phase
- Remote operator console
- Mist lubrication
- Left hand side control panel
- Idler conveyors

S-20P

LASER LIGHT

This standard feature is ideal when manually marking your cut line and aligning that mark with the blade.

The laser light allows you to avoid joggling the blade downward while moving the part in and out.

A great safety feature as the head stays up in a locked position. An on/off switch is provided.

FULL CAPACITY HYDRAULIC VISE

Save time with the full capacity, full stroking hydraulic vise. Add the optional overhead clamp, which clamps material from above. This option is very effective, and necessary for bundle cutting various material shapes.


SEMI-AUTOMATIC CONTROLLER

Equipped with a digital LCD display, control shows machine mode, pieces cut, blade speed, blade tension, amperage draw, cut duration, overall machine run time, and head position.



Photos may show optional equipment.

S-20A



BALL SCREW FEED SYSTEM

Improve cycle time! Automatic material indexing up to 27" in a single stroke. The shuttle vise is powered by a ball screw and stepper motor for fast, accurate indexing.

AUTOMATIC PLC CONTROL

Automatic mode: displays blade speed, blade tension part length, quantity required, and piece count, job run time, total blade run time Machine will shut down when the required number of pieces have been cut.



Photos may show optional equipment.



STANDARD FEATURES

- Easy swing, heavy duty cast iron saw head
- Cast iron shuttle features automatic multi-indexing up to 27" in a single stroke. Powered by ball screw and stepper motor.
- 5 HP VFD. True direct blade drive – no belts/pulleys
- On-demand hydraulics save energy
- Blade chamber separates material from cut part
- Cast iron band wheels
- Automatic PLC, touch screen control programmable up to 100 jobs with 20 in queue
- Replaceable blade brush
- Robust steel base
- Easy to read angle scale with angle locking mechanism
- Cast iron guide arms mounted on linear rails is adjustable for proper spacing.

- Easy access electrical panel
- Full capacity, full stroke hydraulic vises
- Out of stock switch
- Mechanical band tensioning with digital readout
- Hydraulic positive down feed
- Replaceable carbide guide inserts
- Safety door interlocks
- Flood coolant with wash down hose
- Laser light & work light
- Variable vise pressure

OPTIONAL FEATURES

- Full capacity hydraulic overhead bundling
- Mist lubrication
- Idler and powered conveyors



STANDARD FEATURES

- Semi-automatic control
- Easy swing, heavy duty cast iron saw head provides durability, stiffness, and absorbs vibration that is created during the cutting process.
- Full capacity, full stroking hydraulic material vise
- 8.8 HP VFD True direct blade drive - no belts/pulleys.
- On-demand hydraulics save energy
- 19 1/4" out feed table and 43" infeed table
- Blade breakage switch
- Cast iron band wheels
- Replaceable blade brush
- Robust steel base
- Easy to read angle scale with angle locking mechanism
- Cast iron guide arms. Idler side guide arm is adjustable and supported by linear rail.
- Easy access electrical panel
- Hydraulic positive down feed provides easy adjustment of both feed rate and cutting pressure
- Mechanical band tensioning with digital readout
- Replaceable carbide guide inserts

- Safety door interlocks
- Flood coolant with wash down hose
- Laser light
- Work light
- Variable vise pressure

OPTIONAL FEATURES

- Full capacity hydraulic overhead bundling moves down on the material from above. Timed with the opening and closing of the side vise, it is very effective for bundle cutting various material shapes & sizes.
- Mist lubrication
- Work stop - 34"
- Remote console
- Idler conveyors

S-23P

HYDRAULIC POSITIVE DOWNFEED

The DDF system (dual down feed system) has the capability of controlling both feed rate and feed force parameters to achieve optimum cutting results, and blade life.

BUILT-IN COOLANT DRAWER

Base features a built in coolant drawer with centrifugal pump. The pump delivers ample coolant to the cutting area.

SEMI-AUTOMATIC CONTROLLER

Equipped with a digital LCD display, control shows machine mode, pieces cut, blade speed, blade tension, amperage draw, cut duration, overall machine run time, and head position.

MECHANICAL LOCKING MITER SCALE

The easy swing head frame, with counter balance springs has a scale for the head miter position in 1° increments. A cam lock brake provides reliable locking at the desired angle.



Photos may show optional equipment.

S-23A

The S23A Horizontal Pivot Band Saw will increase flexibility and improve efficiency in any general purpose sawing application. This automatic machine is ideal for the small to medium fabricator or machine shop, looking to make extremely accurate, straight or miter cuts. The saw head swings 30 degrees in both semi-automatic and automatic. All of the saw blade guiding components are made of cast iron, making this machine highly durable and accurate. The S23A is a competitively priced machine combined with versatility and unmatched cost per cut.

CAST IRON GUIDE ARMS

Premium cast iron, heavy duty guide arms mounted on linear rails come equipped with replaceable, pre-set carbide inserts (no adjustments needed) for accurate cutting.

AUTOMATIC PLC CONTROL

Windows touch screen controller operates the automatic cycle but allows for manual operation as well. A variety of languages can be chosen for message screen display.



Photos may show optional equipment.



STANDARD FEATURES

- Easy swing, heavy duty cast iron saw head
- Cast iron shuttle features automatic multi-indexing up to 28.5" in a single stroke. Powered by ball screw and stepper motor.
- 8.8 HP VFD. True direct blade drive - no belts/pulleys
- On-demand hydraulics save energy
- Blade chamber separates material from cut part
- Cast iron band wheels
- Automatic PLC, touch screen control programmable up to 100 jobs with 20 in queue
- Replaceable blade brush
- Robust steel base
- Easy to read angle scale with angle locking mechanism
- Cast iron guide arms mounted on linear rails is adjustable for proper spacing.
- Easy access electrical panel
- Out of stock switch
- Mechanical band tensioning with digital readout

- Blade breakage switch
- Hydraulic positive down feed has the capability of controlling both feed rate and feed force parameters to achieve optimum cutting results, and blade life.
- Replaceable carbide guide inserts
- Safety door interlocks
- Flood coolant with wash down hose
- Laser light
- Work light
- Variable vise pressure

OPTIONAL FEATURES

- Full capacity hydraulic overhead bundling
- Remote console
- Mist lubrication
- Idler conveyors
- Powered conveyors



BLADE CHAMBER

After completing a cut, the unique blade chamber feature prevents the blade from snagging by providing a wide path for the blade to retract through.

After finishing the cut, the head and saw blade stay in the down position. The shuttle vise then retracts the cutting stock.

The head retracts through created opening (chamber), and the shuttle will then advance the material to the desired length.

This feature allows the operator to run the machine unattended without the possibility of the blade catching on the material as the head retracts. Without this feature blade can be damaged including blade guard, saw table, and guides.

CAST IRON SHUTTLE FEED

Heavy duty shuttle vise assembly mounted on reciprocating linear rails provide automatic multi-indexing of up to 28.5" in a single movement with a length accuracy of +/- .005" per stroke.

The shuttle vise is powered by a ball screw and stepper motor - fast and accurate!

The infeed rollers are 2 5/16" in diameter.

The floating shuttle adjusts for bent material.

The machine can operate in automatic and index with the head in 30° miter.



S-23A

OPTIONAL MIST LUBRICATION

An alternative to the standard flood coolant system, mist lubrication is an air mist system providing blade lubrication and cooling. No recovery is required as the mist dissipates.

STANDARD VARIABLE VISE PRESSURE

Provides vise pressure adjustment on both vises when thin wall tubing and other light material are being cut. This minimizes application deformation potential.

OPTIONAL OVERHEAD BUNDLING

A hydraulically powered overhead clamp moves down on the material. This option is very effective, and necessary for bundle cutting various material shapes & sizes.



Photos may show optional equipment.

M SERIES



Photos may show optional equipment.

GET UNMATCHED, HEAVY-DUTY MITERING WITH HYDMECH'S M SERIES SAWS.

Fully hydraulic, heavy-duty horizontal pivot machines that withstand the high demands of machine and fabrication shops, trailer and automotive manufacturers, and more. Easily cut tubing, channels, angles, solids, light to medium grade alloys, as well as non-ferrous and stainless materials

The M Series machines have powered, hydraulic saw heads for mitering with just the simple push of a

button! The powered head movement has an optimum range of up to 30° as well as indexing from 33" to 120" in a single stroke.

M-Series machines are available in semi-automatic and fully-automatic models with cutting capacities of up to 30".



STANDARD FEATURES

- Built to withstand heavy fabricating environments
- Automatic programmable mitering with “go to” angle from 90° to 30°
- Automatic multi-indexing up to 33” in a single stroke
- Full capacity, full stroking hydraulic vises
- Guide arms mounted on linear rails. Hydraulically powered idler side guide arm is adjustable for proper spacing.
- 7.5 HP VFD. True direct blade drive - no belts/pulleys
- Hydraulic positive down feed
- Blade chamber separates material from cut part
- Cast iron band wheels
- 8.5” Mitsubishi FX3U Controller PLC color touch screen controller. No flipping from screen to screen, the control is interactive with messages for the operator that reduces the learning curve. User friendly, graphical icon programming for miter cutting. Program 1,000 jobs with 20 in queue.
- Replaceable blade brush
- Robust steel base
- Automatic chip removal auger
- Easy access electrical panel and hydraulics
- Blade breakage switch
- Hardened replaceable wear plates on material vises
- Hydraulic band tensioning
- Hydraulic carbide guide tensioning
- Safety door interlocks
- Flood coolant with wash down hose
- Laser light
- Work light
- Out of stock switch
- Variable vise pressure

OPTIONAL FEATURES

- Blade deviation monitor
- Full capacity hydraulic overhead bundling
- Remote console
- Chip bucket
- Mist lubrication
- Vertical rollers
- Idler and powered conveyors

M-16A

“GO TO” ANGLE FUNCTIONALITY

The fully programmable PLC control allows the operator to enter two desired angles. The machine will automatically swing the head, alternating between two different programmed angles, producing parts with a different angle on each end.

HYDRAULIC POWERED GUIDE ARM

The M-16A features guide arms mounted on linear rails. The hydraulically powered idler side guide arm is adjustable for proper guide arm spacing giving rigidity to the blade.

EASY ACCESS HYDRAULICS

A 3 HP hydraulic pump supplies system pressure which controls all vising, head up/down, head swing, shuttle movement, and blade tension functions. Easy access for minimal downtime.



Photos may show optional equipment.

M-20A

CAST WHEELS & OVERSIZED PIVOT

Cast iron wheel and an oversized pivot point provide extra rigidity. A powered blade brush keeps the blade clean while chips are conveniently removed by the automatic chip auger.

GRAPHICAL ICON PROGRAMMING

User friendly, graphical icon programming helps to simplify control operation for the operator.

10 HP DIRECT BLADE DRIVE

Powerful gearbox and motor assembly with a variable frequency drive system. A wide range of available band speeds allows for efficient cutting of many types of material.





STANDARD FEATURES

- Automatic programmable mitering with “go to” angle from 90° to 30°
- Automatic multi-indexing up to 33” in a single stroke.
- Guide arms mounted on linear rails. Hydraulically powered idler side guide arm is adjustable for proper spacing.
- 10 HP VFD. True direct blade drive – no belts/pulleys
- Full capacity, full stroking hydraulic vises
- Hydraulic positive down feed
- Blade chamber separates material from cut part
- Cast iron band wheels
- 8.5” Mitsubishi FX3U Controller PLC color touch screen controller. No flipping from screen to screen, the control is interactive with messages for the operator that reduces the learning curve. User friendly, graphical icon programming for miter cutting. Program 1,000 jobs with 20 in queue.
- Replaceable blade brush
- Robust steel base
- Automatic chip removal auger

- Easy access electrical panel and hydraulics
- Blade breakage switch
- Hardened replaceable wear plates on material vises
- Hydraulic band and carbide guide tensioning
- Safety door interlocks
- Flood coolant with wash down hose
- Laser light
- Work light
- Out of stock switch
- Variable vise pressure

OPTIONAL FEATURES

- Blade deviation monitor
- Full capacity hydraulic overhead bundling - two vises
- Chip bucket
- Remote console
- Mist lubrication
- Outboard vise available by special request
- Vertical rollers - on machine base
- Idler & powered conveyors



STANDARD FEATURES:

- Automatic programmable mitering with “go to” angle from 90° to 30°
- Full capacity hydraulic overhead bundling
- 10’ bar feed
- Automatic multi-indexing up to 120” in a single stroke.
- Guide arms are mounted on linear rails. Hydraulically powered idler side guide arm is adjustable for proper spacing.
- 10 HP VFD. True direct blade drive - no belts/ pulleys
- Full capacity, full stroking hydraulic material vises
- Hydraulic positive down feed
- Blade chamber separates material from cut part
- Cast iron band wheels
- 8.5” Mitsubishi FX3U Controller PLC color touch screen controller. No flipping from screen to screen, the control is interactive with messages for the operator that reduces the learning curve. User friendly, graphical icon programming for miter cutting. Program 1,000 jobs with 20 in queue.
- Replaceable blade brush
- Automatic chip removal auger

- Easy access electrical panel and hydraulics
- Blade breakage switch
- Hardened replaceable wear plates on material vises
- Hydraulic band and carbide guide tensioning
- Safety door interlocks
- Flood coolant with wash down hose
- Laser light
- Work light
- Out of stock switch
- Variable vise pressure

OPTIONAL FEATURES

- Blade deviation monitor
- Chip bucket
- Remote console
- Mist lubrication
- Outboard vise clamping options available upon request
- Vertical rollers
- Idler & powered conveyors

M-20A - 120

120" BAR FEED


Fast shuttle vise is capable of indexing up to 120" in a single stroke. Shuttle carriage moves on linear rails and is driven by rack & pinion mounted gear reducer/ servo motor assembly.

HYDRAULIC OVERHEAD BUNDLING

Moves down on the material from above. Timed with the opening and closing of the side vise, it is very effective and necessary for bundle cutting various material shapes & sizes.



Photos may show optional equipment.



FOR OPERATOR

SAFETY RULES

- 1. Read the manual before operating the machine.
- 2. Do not touch the moving parts of the machine.
- 3. Do not touch the hot parts of the machine.
- 4. Do not touch the electrical parts of the machine.
- 5. Do not touch the gas lines of the machine.
- 6. Do not touch the welding torch.
- 7. Do not touch the workpiece.
- 8. Do not touch the worktable.
- 9. Do not touch the rollers.
- 10. Do not touch the frame.

WARNING PARAMETERS

STEP 1

| | | | |
|-----|-----|-----|-----|
| 1 | 2 | 3 | 4 |
| BBB | BBB | BBB | BBB |
| BBB | BBB | BBB | BBB |
| BBB | BBB | BBB | BBB |

STEP 4

STEP 5

M-20

WARNING

Control panel with digital display and various buttons.

SPECIFICATIONS

| | | S-20 | S-20P | S-20A | S-23P |
|------------------------------|--------|--|---------------------------------------|---------------------------------------|--|
| Rectangular Capacity (h x w) | 90° | 13" x 18" / 330 mm x 457 mm | 13" x 18" / 330 mm x 457 mm | 13" x 18" / 330 mm x 457 mm | 16" x 20" / 406 mm x 508 mm |
| | 45° | 13" x 10 3/4" / 330 mm x 273 mm | 13" x 10 3/4" / 330 mm x 273 mm | 13" x 10 3/4" / 330 mm x 273 mm | 16" x 14" / 406 mm x 355 mm |
| | 30° | 13" x 7 3/4" / 330 mm x 197 mm | 13" x 7 3/4" / 330 mm x 197 mm | 13" x 7 3/4" / 330 mm x 197 mm | 16" x 9 1/2" / 406 mm x 241 mm |
| Round Capacity | 90° | 13" / 330 mm | 13" / 330 mm | 13" / 330 mm | 16" / 406 mm |
| | 45° | 12" / 304 mm | 12" / 304 mm | 12" / 304 mm | 14" / 355 mm |
| | 30° | 8 1/2" / 216 mm | 8 1/2" / 216 mm | 8 1/2" / 216 mm | 9 1/2" / 241 mm |
| Blade Drive | | 3 HP VFD / 2.2 kW VFD | 3 HP VFD / 2.2 kW VFD | 5 HP VFD / 3.7 kW VFD | 8.8 HP VFD / 6.6 kW VFD |
| Blade Speed | | 45-330 SFM / 14-101 MPM | 45-330 SFM / 14-101 MPM | 75-350 SFM / 23-107 MPM | 75-350 SFM / 23-107 MPM |
| Blade Size | | 1" x 14' 10" / 25.4 mm x 4521.2 mm | 1" x 14' 10" / 25.4 mm x 4521.2 mm | 1" x 14' 10" / 25.4 mm x 4521.2 mm | 1 1/4" x 16' 10" / 31.7 mm x 5130.8 mm |
| Coolant Tank Capacity | | 6 Gal. / 23 ltr | 6 Gal. / 23 ltr | 12 Gal. / 45 ltr | 9 Gal. / 34 ltr |
| Table Height | | 31" / 787 mm | 31" / 787 mm | 31" / 787 mm | 33" / 838 mm |
| Voltages Available | | 208, 240, 480, 575 v | 208, 240, 480, 575 v | 208, 240, 480, 575 v | 208, 240, 480, 575 v |
| Weight | | 2,200 lbs. / 998 kg | 2,500 lbs. / 1134 kg | 3,800 lbs. / 1724 kg | 2,900 lbs. / 1315 kg |
| Dimensions | Width | 92" / 2337 mm | 92" / 2337 mm | 93" / 2362 mm | 96" / 2438 mm |
| | Length | 75" / 1905 mm | 75" / 1905 mm | 86" / 2184 mm | 80" / 2032 mm |
| | Height | 52" / 1320 mm | 52" / 1320 mm | 52" / 1320 mm | 56" / 1422 mm |
| | | S-23A | M-16A | M-20A | M-20A-120 |
| Rectangular Capacity (h x w) | 90° | 16" x 20" / 406 mm x 508 mm | 16" x 25" / 406 mm x 635 mm | 20" x 30" / 508 mm x 762 mm | 20" x 30" / 508 mm x 762 mm |
| | 45° | 16" x 14" / 406 mm x 355 mm | 16" x 15" / 406 mm x 381 mm | 20" x 19" / 508 mm x 482 mm | 20" x 19" / 508 mm x 482 mm |
| | 30° | 16" x 8 1/2" / 406 mm x 215 mm | 16" x 9" / 406 mm x 228 mm | 20" x 12" / 508 mm x 304 mm | 20" x 12" / 508 mm x 304 mm |
| Round Capacity | 90° | 16" / 406 mm | 16" / 406 mm | 20" / 508 mm | 20" / 508 mm |
| | 45° | 14" / 355 mm | 16" / 406 mm | 20" / 508 mm | 20" / 508 mm |
| | 30° | 8 1/2" / 215 mm | 11" / 280 mm | 14" / 355 mm | 14" / 355 mm |
| Blade Drive | | 8.8 HP VFD / 6.6 kW VFD | 7.5 HP VFD / 5.5 kW VFD | 10 HP VFD / 7.4 kW VFD | 10 HP VFD / 7.4 kW VFD |
| Blade Speed | | 75-350 SFM / 23-107 MPM | 50-350 SFM / 15-107 MPM | 50-350 SFM / 15-107 MPM | 50-350 SFM / 15-107 MPM |
| Blade Size | | 1 1/4" x 16' 10" / 31.7 mm x 5130.8 mm | 1 1/4" x 18' 6" / 31.7 mm x 5638.8 mm | 1 1/2" x 20' 6" / 38.1 mm x 6248.4 mm | 1 1/2" x 20' 6" / 38.1 mm x 6248.4 mm |
| Coolant Tank Capacity | | 12 Gal. / 45 ltr | 9 Gal. / 34 ltr | 9 Gal. / 34 ltr | 9 Gal. / 34 ltr |
| Table Height | | 33" / 838 mm | 32" / 812 mm | 32" / 812 mm | 35" / 889 mm |
| Voltages Available | | 208, 240, 480, 575 v | 208, 240, 480, 575 v | 208, 240, 480, 575 v | 240, 480 v (208, 575 v nc trans) |
| Weight | | 4,200 lbs. / 1905 kg | 7,400 lbs. / 3357 kg | 7,700 lbs. / 3493 kg | 12,700 lbs. / 5761 kg |
| Dimensions | Width | 101" / 2565 mm | 132" / 3352 mm | 129" / 3276 mm | 129" / 3276 mm |
| | Length | 95" / 2413 mm | 90" / 2286 mm | 90" / 2286 mm | 210" / 5334 mm |
| | Height | 61" / 1549 mm | 66" / 1676 mm | 110" / 2794 mm | 110" / 2794 mm |

In line with HYDMECH's policy of on-going product improvement, we reserve the right to modify features and specifications.



RELIABLE SAWS. RELIABLE PEOPLE.

877-276-SAWS www.HYDMECH.com

Dealer Information:

SERVING OUR CUSTOMERS

Our Showrooms

In our Technology Showrooms, you can see more metal fabrication machines and robotic welding machines under power than anywhere else. Our unmatched reputation for service before, during and especially after the sale is the reason why more companies choose Capital than any other machine tool distributor. We hope you enjoy your stay here in our home on the web. We urge you to browse through our pages and check out our product lines.

Service Coverage Area

Capital's service coverage is unequaled in the industry. To ensure that we are able to provide the fastest possible response times, Capital maintains a fleet of service vans, each strategically located to serve our customers as efficiently as possible.

Each service call is treated with the same priority. Whether the machine is in or out of warranty, Capital is committed to a "First Call Fix" program designed to motivate everyone to expedite the repair quickly and effectively. The map below illustrates our service coverage area.

Expanding Reach *Now in 16 States*

Allowing us to enhance metal fabrication solutions and deepening our commitment to customer success. The combined strengths of Capital Machine Technologies and Modern Machinery will enable the newly formed entity to offer a comprehensive range of cutting-edge solutions and support to meet the evolving needs of the industry and our customers.



Tampa Technology Center
911 US Highway 301 South
Tampa, FL 33619



Atlanta Technology Center
2964 Northeast Pkwy NE
Atlanta, GA 30360



Dallas Technology Center
13710 Omega Road
Dallas, TX 75244

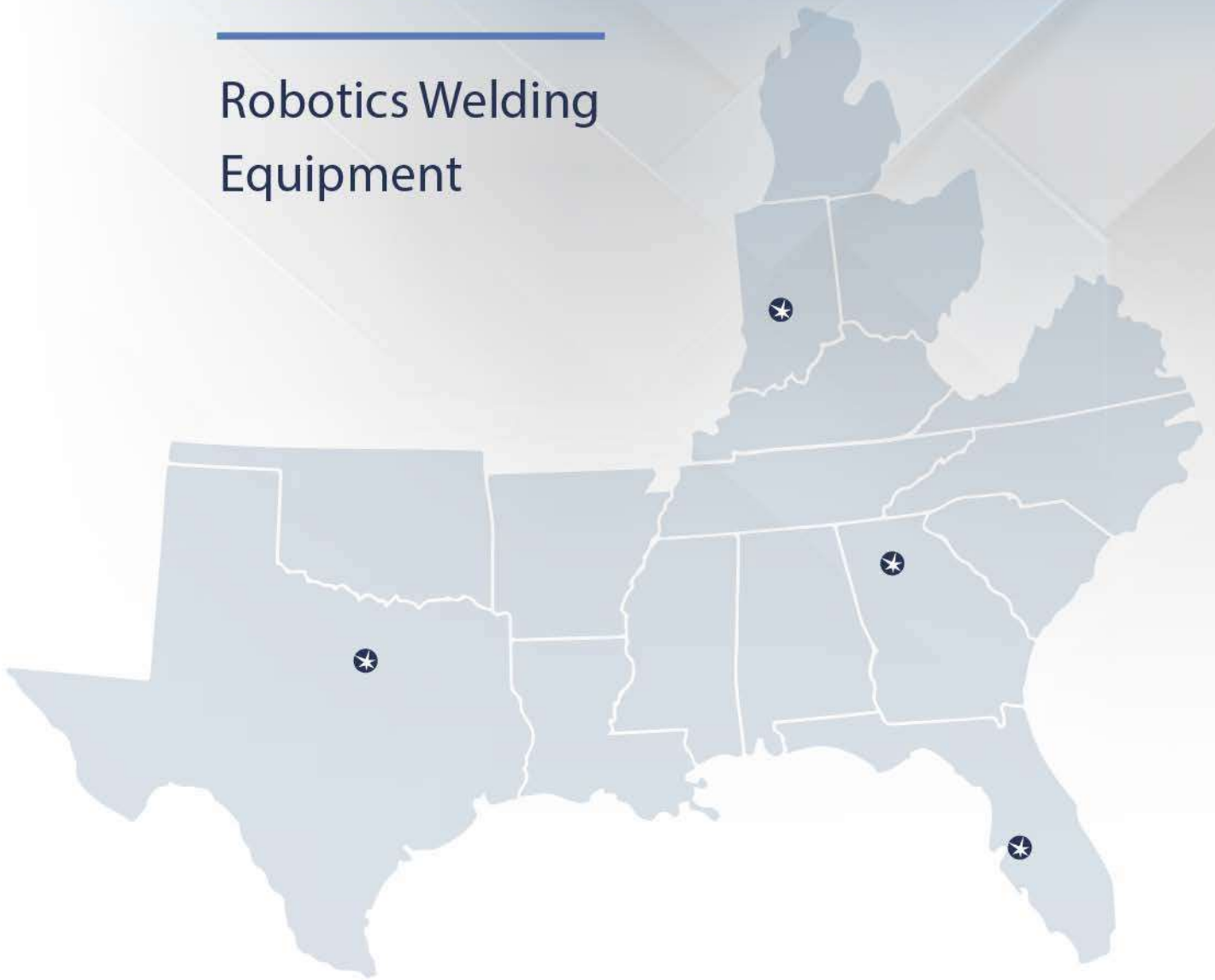


Modern Machinery Center
2842 Rand Road
Indianapolis, IN 46241



Metal Fabrication
Machines

Robotics Welding
Equipment




Solutions & Support Committed to Our Customer's Success

Thank you for your quote request
2025-09-22

Your request has been received and is now being reviewed. Your request details are shown below for your reference:

Order #43309

| Product | Quantity |
|---|----------|
|  <p>16" x 20" New HydMech Horizontal Band Saw Model S-23P (#4060)</p> <ul style="list-style-type: none"> • Voltage: 480 | 1 |

Note: PLEASE INCLUDE SHIPPING. WE ARE TAX EXEMPT.

16" x 20" New HydMech Semi-Automatic Pivot Style Horizontal Band Saw Model S-23P Specifications:

Capacity

| | |
|-----------------------|------------|
| 90° rectangle (h x w) | 16" x 20" |
| 90° round | 16" |
| 45° rectangle (h x w) | 16" x 14" |
| 45° round | 14" |
| 30° rectangle (h x w) | 16" x 9.5" |
| 30° round | 9.5" |

| | |
|-------------------------------|----------------------|
| Blade Drive | 8.8 HP VFD |
| Blade Speed | 75-350 SFM |
| Blade Size | 1.25" x 16' 10" |
| Table Height | 33" |
| Voltages Available | 208, 240, 480, 575 v |
| Weight | 2,900 lbs |
| Dimensions (w x l x h) | 101" x 80" x 61" |
| Coolant Tank Capacity | 9 gal |
| Work Load | 5,000 lbs |

16" x 20" New HydMech Semi-Automatic Pivot Style Horizontal Band Saw Model S-23P Standard Features:

- Semi-automatic operator PLC control
- Easy swing, heavy duty cast iron saw head that can swing up to 60 degrees in one direction
- Full capacity, full stroking hydraulic material vise
- 8.8 HP VFD. True direct blade drive – no belts/pulleys
- On-demand hydraulics save energy
- 19 1/4" out feed table and 43" infeed table
- Blade breakage switch
- Cast iron band wheels
- Replaceable blade brush
- Robust steel base
- Easy to read angle scale with angle locking mechanism
- Cast iron blade guide arms. Idler side guide arm is adjustable and supported by linear rail.
- Easy access electrical panel
- Hydraulic positive down feed sawing head with infinite down feed adjustments
- Mechanical band tensioning with digital readout
- Pre-set replaceable carbide guide inserts
- Safety door interlocks
- Flood coolant with wash down hose
- Laser light
- Work light
- Variable vise pressure

16" x 20" New HydMech Semi-Automatic Pivot Style Horizontal Band Saw Model S-23P Optional Features:

- Full capacity hydraulic overhead bundling
- Idler conveyors
- Work stop - 34"
- Mist lubrication
- Remote console - 10' cord

16" x 20" New HydMech Semi-Automatic Pivot Style Horizontal Band Saw Model S-23P Optional Accessories:

| | |
|--|----------|
| 11530200 Full capacity hydraulic overhead bundling – one vise | \$2,800 |
| 113300601 Mist lubrication system (shop air required) | \$1,900 |
| 11010016 Adjustable work Stop – 34" | \$850 |
| Power Transformer- change in house power for 208v, 240 v and 575 v | \$1,700 |
| 11530300 Remote console – 10' cord | \$4,900 |
| Idler conveyors (26"W x 35"H) | |
| 18010404 Type 1 - 5' in feed/ out feed idler conveyor (Material support rollers can be installed above or below the frame) | \$2,400 |
| Powered conveyors (26"W x 35"H) | |
| 18010270 Type 1 - 10' in feed/ out feed powered conveyor-master section | \$10,900 |
| 18010271 Additional 10' power add on section | \$8,500 |
| 18092000 Pneumatic clutch | \$4,100 |
| Accessories for both idler and powered conveyors | |
| 18099091 Filler plates – for 5' idler conveyor (Advise if roller should be above or below the frame) | \$1,700 |
| 18099092 Filler plates – for 10' powered conveyor (Advise if roller should be above or below the frame) | \$3,400 |
| 18099084 Coolant drip pan – for 5' idler conveyor | \$1,800 |
| 18099083 Coolant drip pan – for 10' powered conveyor | \$3,600 |
| 18099079 Vertical alignment roller | \$1,900 |
| 18099095 Fork lift cut outs | \$2,200 |

Worldwide Machine Tool LLC.

Terms and Conditions: <https://www.worldwidemachinetool.com/terms-conditions/>

All product information including but not limited to price, specifications, color, photos, equipped with and features are subject to change.

Billing address

ORS PURCHASING
OAK RIDGE SCHOOLS
304 NEW YORK AVE
OAK RIDGE, TN 37830
[865-425-9005](tel:865-425-9005)
ORSPURCHASING@ORTN.EDU

Shipping address

ERIC MASON
OAK RIDGE HIGH SCHOOL
1450 OAK RIDGE TURNPIKE
OAK RIDGE, TN 37830

Have questions?

Call Bill or Jake at 614-255-9000

Copyright © 2024 Worldwide
Machine Tool LLC, All rights
reserved.

Worldwide Machine Tool LLC
Terms and Conditions:

New 16" x 20" Hyd-Mech S-23P Semi-Automatic Pivot Style Band Saw



\$29,600 (USD)

Location: Little Rock, AR

Call 1 501-897-1110

Description

Delivery:

TBD

Terms:

Net before Shipment

F.O.B.:

Conway, Arkansas

Warranty:

Two year parts, One year labor (Labor provided by dealer)

Machines in stock may have options not listed on this quote and may have freight from factory added also. Please ask your salesman about stock machines.

HydMech and SMF and Machine Tools reserves the right to modify this price without liability whatsoever. Specification and pricing may change with out notice.

Standard Machine Features

- Semi-automatic PLC control
- Easy swing, heavy duty cast iron saw head that can swing up to 60 degrees in one direction.

Specifications

Manufacturer **HydMech Group**

Model **S-23P**

Condition **New**

Stock Number **New**

| | |
|------------------------|----------------------------------|
| Capacity | Rectangular (h x w) Round |
| 90° | 16" x 20" 16" |
| 45° | 16" x 14" 14" |
| 30° | 16" x 9.5" 9.5" |
| Blade size | 1.25" x 16'10" |
| Blade drive | 8.8 HP VFD |
| Machine voltage | 208, 240, 480, or 575 v |
| Blade speed | 75-350 SFM |
| Coolant tank capacity | 9 Gallons |
| Work load | 5,000 lbs. |
| Machine weight | 2,900 lbs. |
| Table height | 33" |
| Dimensions (w x l x h) | 96" x 80" x 56" |

[INVENTORY](#) [NEWS](#) [PARTS](#) [FINANCING](#) [ABOUT US](#)
[CONTACT US](#)

Machinio System website by Machinio

© Copyright SMF & Machine Tools Inc 2025



Tammy Souza

From: ORS Purchasing
Sent: Tuesday, September 23, 2025 10:37 AM
To: Tammy Souza
Subject: FW: Note added to your order 2025-09-22 on Worldwide Machine Tool LLC

From: Bill Garbe <bill@worldwidemachinetool.com>
Sent: Tuesday, September 23, 2025 10:09 AM
To: ORS Purchasing <orspurchasing@ortn.edu>
Subject: Note added to your order 2025-09-22 on Worldwide Machine Tool LLC

You don't often get email from bill@worldwidemachinetool.com. [Learn why this is important](#)

WARNING: This email originates from an external source. Do not open any links or attachments unless you recognize and trust the sender. Click the 'Report Phishing' button above if this message is suspicious.



614-255-9000
9000 Cotter St
Lewis Center, Ohio 43035
worldwidemachinetool.com

Hi ORS PURCHASING,

The following note has been added to your order #43309:

Good morning,

Shipping cost to your facility would be \$1,200.00.

Best regards,

Caleb Gordon

[VIEW YOUR ORDER](#)



16" x 20" New HydMech
Horizontal Band Saw Model S-23P

Quantity: 1
Voltage:
480

\$29,600.00

**Payment
Method**

Subtotal \$29,600.00
Shipping F.O.B.
Location

Quote Request
Check With Order.
Read Terms and
Conditions.

Total \$29,600.00

**Shipment
Method**

F.O.B. Location

Note

PLEASE INCLUDE
SHIPPING. WE ARE
TAX EXEMPT.

Note: PLEASE INCLUDE SHIPPING. WE ARE TAX EXEMPT.

Order Notes History

2025-09-23 at 10:07 am by Caleb Gordon

Good morning, Shipping cost to your facility would be \$1,200.00. Best regards, Caleb Gordon

2025-09-22 at 4:05 pm by Customer

CAN YOU ESTIMATE HOW MUCH SHOULD COULD POTENTIALLY COST TO SHIP THIS ITEM?

Billing Address

ORS PURCHASING
OAK RIDGE SCHOOLS
304 NEW YORK AVE
OAK RIDGE, TN 37830
865-425-9005
ORSPURCHASING@ORTN.EDU

Shipping Address


ERIC MASON
OAK RIDGE HIGH
SCHOOL
1450 OAK RIDGE
TURNPIKE
OAK RIDGE, TN
37830

This email was sent by : chris@worldwidemachinetool.com
For any questions please send an email to chris@worldwidemachinetool.com

Tammy Souza

From: Chris Gilmore <CGilmore@capitalmachine.com>
Sent: Friday, September 26, 2025 11:57 AM
To: Tammy Souza
Subject: FW: Hydmech S23P - Updated Quote Request

WARNING: This email originates from an external source. Do not open any links or attachments unless you recognize and trust the sender. Click the 'Report Phishing' button above if this message is suspicious.



Chris Gilmore
Sales Engineer
Capital Machine Technologies
Cell: (615) 477-9858
Office: (800) 635-7777




----- Original message -----

From: Tony Gilmore <TGilmore@capitalmachine.com>
Date: 9/26/25 11:23 AM (GMT-05:00)
To: Chris Gilmore <CGilmore@capitalmachine.com>
Subject: RE: Hydmech S23P - Updated Quote Request

Chris,

Our freight rate for the below is \$1540.
Rate is valid for 30 days.



Tony Gilmore
Administrator
Capital Machine Technologies
Office: (800) 635-7777
Fax: (813) 626-0812





Oak Ridge

SCHOOLS

OFFICE OF MAINTENANCE AND OPERATIONS

DATE: October 16, 2025

TO: Jen Laurendine, Executive Director of School Leadership

FROM: Allen Thacker, Director of Maintenance and Operations

SUBJECT: Reroofing of Linden Elementary Stage

Ms. Laurendine,

I am recommending that the Oak Ridge Schools Board of Education approve the contract with Rackley Roofing of Lebanon Tennessee in the amount of \$75,813.35 for the reroof of the Linden stage. The stage roof is a ballasted EPDM rubber roof that was installed over 25 years ago and has exceeded its anticipated life. The deterioration of the current roofing membrane has caused extreme flooding issues during rain events. The repair of this roof is beyond the capacity of the maintenance department, and the fragile nature of the roofing membrane prevents patching. Attempts to patch or repair causes additional damage and leaks. This does not address the remaining section of the building, just the addition of the stage.

Funding for this project is yet to be determined. Pricing for this project is based on the buying cooperative contract OMNIA Contract #230402-TN-1302. A request from the city to aid in the cost of repairs has been made and we are waiting for a final response to the request. In anticipation of approval or other funding options, it was deemed prudent to get this request before the BOE due to the lead time in procurement of the roofing materials.

Thank you for your consideration,

Allen Thacker



Director of Maintenance and Operations

Maintenance Office

100 Woodbury, Oak Ridge, TN 37830

(865) 425-3171

www.ortn.edu



September 23, 2025

Mike Laurendine
Oak Ridge City School District
304 New York Avenue
Oak Ridge, TN 37830

Re: Linden Elementary School Gym, 700 Robertsville Road, Oak Ridge, TN 37830
NRP CPN: 230402-TN-1302

Mike Laurendine:

National Roofing Partners (NRP) and its local partner, Rackley Roofing Co., Inc., have developed the following pricing proposal for the Linden Elementary School Gym project. This pricing proposal was developed in compliance with NRP's contract number R230402 with OMNIA Partners and includes the total cost to perform a full Roof Replacement.

Attached is the Proposal & Scope of Work which defines the work that Rackley Roofing Co., Inc. proposes to complete. The project scope includes a manufacturer's 20-year warranty, extended warranty options are available at an additional cost, provided upon request.

Based on this scope of work, pricing to complete the Linden Elementary School Gym project is **\$75,813.35**. This pricing is compliant with the OMNIA Partners' unit pricing.

All material is guaranteed to be as specified. All work will be completed in a workmanlike manner according to standard roofing practices and in accordance with manufacturers specifications.

If this proposal is accepted, please see instructions for purchase order:

1. The purchase order will be issued to **Rackley Roofing Co., Inc.**
2. The purchase order should be clearly marked "**Per OMNIA Contract #23040-2TN-1302**"
3. E-mail the purchase order and tax-exempt certificate, if applicable, in PDF format to:
 - a. Jake.Henley@RackleyRoofing.com
 - b. Cc: coop@nnp.com
4. Once we receive a P.O., a notice to proceed will be issued and work can begin at the member's discretion.


If you have any questions or need additional information, please contact our office.

Best Regards,

Jake Henley
Rackley Roofing Co., Inc.
1673 W. Main Street
Lebanon, TN 37087
(432) 202-4194

Thank you for allowing us the opportunity to provide you with our proposal for the Linden Elementary School Gym. We have included all necessary labor, equipment, and materials to complete the project in a safe and timely fashion.

OVERVIEW Q ITE:



Approximate Roof Area: 2,062 square feet

SCOPE OF WORK:

1. Mobilize onsite and set up OSHA compliant safety equipment.
 2. Remove the existing roof system down to the concrete deck and properly dispose of offsite. Provide and install new wood blocking to match new insulation thickness if applicable.
 3. Provide and install min. 4.5" (Manufacturer's stated R25.3) tapered polyisocyanurate roof insulation (1/4" per 12") adhered to concrete deck.
 4. Provide and install new PVC KEE Membrane- 60-mil White over polyisocyanurate insulation material, in accordance with manufacturer's specifications and details for an adhered system. Flash all walls and penetrations with new 60-mil PVC KEE Membrane.
 5. Provide and install new shop-formed snap-on gravel stop and counterflashing made of prefinished 24-gauge steel, in standard color. New scuppers to be made of PVC Clad Metal.
 6. Provide and install new retrofit drains.
 7. Provide and install walkway pads at roof access point, if applicable.
- This proposal includes the membrane manufacturer's standard 20-year NOL labor and material warranty, as well as Rackley Roofing Companies' standard two-year workmanship warranty.
 - This proposal includes all hoisting and disposal equipment required to complete this scope of work. Price is based on dumpster and staging locations that are next to the building/roof sections included in this scope. Additional charges will be incurred if dumpster locations are not approved.
 - No work included on any other buildings/roof areas, other than stated above.
 - No work with masonry, stucco, wall panels, siding, or soffit included in this proposal. No flood testing included in this proposal.

- Raising, disconnection, and reconnection of HVAC units, electrical, plumbing, condensing units, service lines, conduit, gaslines, exhaust fans, and disconnects (if needed) completed by others. Recalibration of satellite to be completed by others.
- No work with decking or structural framing included in this proposal. Excludes all non-roof related break metal.
- Owner to provide interior roof access for the duration of this project. Interior protection, if required, is to be completed by others.
- No work associated with interior building insulation.
- All color selections determined by owner representative from the manufacturer's standard color chart.
- Rackley Roofing is not responsible for oil canning.

PRICING:

| | |
|---------------------------------------|--------------------|
| PRICE FOR SCOPE OF WORK ABOVE: | \$75,813.35 |
| TAX=: | EXCLUDED |
| TOTAL PRICE: | \$75,813.35 |

Pricing is valid for 30 days. The prices listed in the preceding table are an estimate for the services discussed. Estimates are subject to change if project specifications are changed or costs for outsourced services change before a contract is executed. This proposal is based on the use of Standard AIA Contract Documents. Taxes are not included unless noted above. For tax exempt customers, tax amount listed above may be excluded from purchase order or contract.

EXCLUSIONS:

-Mechanical, electrical, plumbing communications, or data equipment modification, removal, or reinstallation work unless specifically noted above. -Premium time or overtime unless specifically stated in scope of work. -Protection or necessary modification of such items as electrical substations, transformers, or powerlines shall be the responsibility of the owner to provide a safe working condition. -Structural changes to building and lightning protection systems. -ACM abatement or testing. -Interior protection or cleaning of interior contents prior to, during, or after roofing operations. -Any damage to building components under the roof decking because of mechanically fastening components of this roof assembly as required by the manufacturer. -Engineering reports or investigations. -Mold, fungus, or mildew remediation. -FM Global approval unless specifically listed in scope of work above. -Ponding water. -Permits, unless specifically named above. -Any work or materials not specifically and clearly named above.

SAFETY:

Site safety set up will comply with OSHA standards. A preliminary site inspection prior to commencement of the project will be completed to identify potential areas of hazard.

MISCELLANEOUS:

When installing highly reflective white roof covering, construction debris, dust, or sediment will leave dirt on the new covering. Rackley Roofing Co., Inc. will take care to minimize debris and foot traffic over the new roof covering, but some inherent dirt will remain as a result of the construction process. Post-construction cleaning of the roof covering is not included in this proposal unless specifically stated in the scope of work. If this proposal does not clearly state and include the installation of a "full tapered" insulation assembly, ponding water may be present after completion of the roof system and Rackley Roofing Co., Inc. shall not be held liable to remedy ponding water situations. Certain products used in the installation of roofing materials emit odor. Products in this category include, but are not limited to, asphalt, adhesives, primers, etc. Mechanical units, intake vents and other air drawing equipment may be required to be shut down by the owner during certain times of construction if interior space is sensitive to odors.



TERMS & CONDITIONS:

This proposal packet is not intended to take the place of a construction contract. Rackley Roofing Co., Inc. Any alteration or deviation from the scope of work or specifications involving extra costs, will be executed only upon written orders, and will become an extra charge over and above the estimate. All warranties to be issued upon completion of contract. Those who work on your property or provide materials and services and are not paid in full may have a right to enforce their claim for payment against your property through a construction lien.

Thank you for taking the time to read and understand our proposal for this outstanding project and please do not hesitate to contact us at any time if you have any questions.



22Sep-2025

LINE ITEM PRICE ESTIMATE

CPN 23402FN 1302



| |
|---|
| Project Name: Linden Elemenray School Gym Reroof |
| Project Address: 700 RobertsvilleRoad Oak Ridge, TN 37830 |



| Pricing Summary by Category | | | |
|-----------------------------|----------------------------------|------------------------|---------------------|
| Category | Description | Subtotal | \$ |
| CalPn<VV | Water Resistant Roofing | Subtotal | \$ 28,003.50 |
| CalPn<VV | Insulation | Subtotal | \$ |
| CalPn<VV | Roof Tiles and Shingles | Subtotal | \$ |
| CalPn<VV | Roofing and Roof Restoration | Subtotal | \$ 9,975.00 |
| CalPn<VV | Masonry | Subtotal | \$ |
| CalPn<VV | Metal Work | Subtotal | \$ 4,261.50 |
| CalPn<VV | Woodwork | Subtotal | \$ |
| CalPn<VV | Standing Seam Metal Roof System | Subtotal | \$ |
| CalPn<VV | Roof Specialties and Accessories | Subtotal | \$ 559.47 |
| CalPn<VV | Roof Services | Subtotal | \$ 33,810.50 |
| CalPn<VV | General Cost Factors | Subtotal | \$ |
| CalPn<VV | Additional Line Items | Subtotal | \$ |
| | | Line Item Total | \$ 76,609.97 |
| | | Discount | (796.62) |
| | | Proposal Price | \$ 75,813.35 |

| Detailed Line Item Breakdown | | | | | | |
|---|--|------|----------|-----------|------------------------|---------------------|
| ItemNo. | Description | UOM | Price | Qty | Total | |
| Water Resistant Roofing | | | | | | |
| Insulation | | | | | | |
| 1 | Demolition of roof insulation, per inch of depth | SF | 0.79 | 5,775 | \$ 4,562.25 | |
| 60 | Roof insulation, installation of new polyisocyanurate insulation fully adhered | BF | 2.21 | 10,500 | \$ 23,205.00 | |
| 62 | Drain sump, tapered insulation; 4' x 4' | EA | 78.75 | 3 | \$ 236.25 | |
| Roof Tiles and Shingles | | | | | | |
| Roofing and Roof Restoration | | | | | | |
| 65a | Sw= roof surface | SF | 0.42 | 2,100 | \$ 882.00 | |
| 75 | Single ply roof system; KEE, 60mil | | | | | |
| 75b | fully adhered | SF | 4.33 | 2,100 | \$ 9,093.00 | |
| Masonry | | | | | | |
| Metal Work | | | | | | |
| 28 | Remove metal counterflashing | LF | 1.93 | 60 | \$ 1158.00 | |
| 29 | Remove metal edge, gravel stop, eave strip, " coping | LF | 1.64 | 135 | \$ 221.40 | |
| 33c | New Metal Copings. | SF | 14.65 | 200 | \$ 2,930.00 | |
| 82c | Sheet metal flashing, metal rim and cleat; uolo6" face height | LF | 14.66 | 35 | \$ 513.10 | |
| 82g | Sheet metal flashing; surface mounted counterflashing upto 7" width | LF | 8.02 | 60 | \$ 481.20 | |
| Woodwork | | | | | | |
| Standing Seam Metal Roof System | | | | | | |
| Roof Specialties and Accessories | | | | | | |
| 41g | Relash existing roof drain | Each | 165.84 | 3 | \$ 497.67 | |
| 42h | Termination bar, aluminum, 1/4" x 1" | LF | 1.03 | 60 | \$ 618.00 | |
| Roof Services | | | | | | |
| 47g | Difficult access " fall restriction; | Each | 14% | 55,514.47 | \$ 7,772.03 | |
| 88a | Warranty; minimum charge | EA | 1,260.00 | 1 | \$ 1,260.00 | |
| 89b | Eauioement dumoslers | EA | 25% | 2,000.00 | \$ 2,500.00 | |
| 89c | Eauioement l rtable toilet | EA | 25% | 300.00 | \$ 375.00 | |
| 89d | Eauioement; fork lift | EA | 25% | 3,000.00 | \$ 3,750.00 | |
| 90d | Mullo ller; total roof area < 5,000 sa ft | EA | 24% | 55,514.47 | \$ 13,323.47 | |
| 91 | Field " rrvnnecl oersonnel | | | | | |
| 91a | Project F " eme | DAY | 441.00 | 5 | \$ 2,205.00 | |
| 91c | Project Manaer | DAY | 525.00 | 5 | \$ 2,625.00 | |
| General Cost Factors | | | | | | |
| Additional Line Items | | | | | | |
| | | | | | Line Item Total | \$ 76,609.97 |

OAK RIDGE SCHOOLS

New Club Request Form

School: Willow Brook and Linden Elementary Schools

Club Name: Innovation Lab Afterschool STEM Program

Sponsor: Dr. Tiffany Collins

Club Membership: Open to young innovators in grades 2-4-WB/LN (15-20 participants)

Selection of Officers: Makerspace Mentor/Dr. Collins

Club Purpose:

The Innovator's Lab program ensures all students can participate, reflecting the belief that everyone can learn, has the potential to innovate, and nurture the genius within each of us. The Lab provides a safe inclusive environment where students can explore creativity, STEAM, innovation, overcome challenges, and achieve success through real world hands on learning opportunities.

Club Activities:

The Innovation Lab will offer Introductory tools to support manufacturing and prototype design. Students will work with SPIKE Essentials, renewable energy kits, Snap Circuits Jr., Makeda, Beebots, Ozobots, Spheres, Sphere Inl, Hummingbird kits, Glowforge, 3D printing tools and more. The Lab will also Integrate TSIN's K-2 Nuclear Science Curriculum, career exploration, and CS/CT literacy through Code and Create and Makey Makey ORPSEF Grant awards, Utilization of the Engineering Design Process In combination with the 4Cs of STEM and First Lego League Core Values to support TSIN's SDC problem-based learning framework with unplugged and plugged activities, students will explore energy, circuitry, design thinking, and robotics while developing computational thinking skills such as decomposition, pattern recognition, abstraction, and algorithmic thinking. Community partnership support includes TSIN, UT, TTU, TCAT, Home Depot, WonderWorks AMSE, and the Muse. Students can earn Ron Clark Academy House Points for their participation and leadership roles within the club.

Club Meeting Times:

Mondays and Tuesdays

3:30-4:45 (Linden) & Tuesdays (Willow Brook) from 3:30-4:45 pm

Club Funding:

Tennessee STEM Innovation Network (TSIN) Robotics Grant award will be released in October in the amount of \$2500. Previously acquired grants provided by ORPSEF and the Rotary Club & Altrusa International of Oak Ridge to support with during and after school STEM instruction.

Rules and Regulations:

Innovation Lab Norms and Regulations
Pick-Up: Students will be picked up by 4:45 PM by the parent/guardian. Parents must come to the front office and ParentSquare.
Enrollment: First-come, first-served; 50 students per grade; limited to 5, total pilot cap 20 students.
Behavior: Treat others with respect, and equipment respectfully; follow instructions; lay out your own and collaborative.
Safety: Use materials and tools properly; use safety equipment; do not use equipment, immediately.
Participation: Actively engage, understand, regularly, maintain a growth mindset, and participate fully in ownership of learning.
Parental Form & Club Communication: Parents/guardians must complete the enrollment form for ParentSquare before their child can participate. All club communication will be handled through ParentSquare.

Other Pertinent Information:

For parents to please pack a preferred snack for your child if not provided by the school.

student Representative: Linden 4th- TBD

Willow Brook 4th-TBD

Site Administration Approval:

3:ri Q.M.

Date: *Cf--/--1.5*

Date Student Council Approved: _____

Date BOE Approved: _____

OAK RIDGE SCHOOLS

New Club Request Form

School: Willow Brook and Linden Elementary Schools

Club Name: Innovation Lab Afterschool STEM Program

Sponsor: Dr. Tiffany Collins

Club Membership: Open to young innovators in grades 2-4-WB/LN (15-20 participants)

Selection of Officers: Makerspace Mentor/Dr. Collins

Club Purpose:

The Innovator's Lab program ensures all students can participate, reflecting the belief that everyone can learn, has the potential to innovate, and nurture the genius within each of us. The Lab provides a safe inclusive environment where students can explore creativity, STEAM, innovation, overcome challenges, and achieve success through real world hands on learning opportunities.

B

Club Activities:

The Innovation Lab will offer introductory tools to support manufacturing and prototype design. Students will work with SPIKE Essentials, renewable energy kits, Snap Circuits Jr., Makedo, Beebots, Ozobots, Spheros, Sphero Indl, Hummingbird kits, Glowforge, 3D printing tools and more. The Lab will also integrate TSIN's K-2 Nuclear Science Curriculum, career exploration, and CS/CT literacy through Code and Create and Makey Makey ORPSEF Grant awards. Utilization of the Engineering Design Process in combination with the 4Cs of STEM and First Lego League Core Values to support TSIN's SOC problem-based learning framework with unplugged and plugged activities, students will explore energy, circuitry, design thinking, and robotics while developing computational thinking skills such as decomposition, pattern recognition, abstraction, and algorithmic thinking. Community partnership support includes TSIN, UT, NU, TCAT, Home Depot, WonderWorks, AMSE, and the Muse. Students can earn Ron Clark Academy House Points for their participation and leadership roles within the club.

Club Meeting Times:

Mondays (Linden) & Tuesdays (Willow Brook) from 3:30-4:45 pm

Club Funding:

Tennessee STEM Innovation Network (TSIN) Robotics Grant award will be released in October in the amount of \$2500. Previously acquired grants provided by ORPSEF and the Rotary Club & Altrusa International of Oak Ridge to support with during and after school STEM instruction.

Rules and Regulations:

Innovation Lab Nonns and Regulationa
Pick-Up: Students must be picked up by 4:15 PM by a parent/guardian. Parents need to communicate with the front office and pick up with the front office and parent/guardian.
Enrollment: First-come, first-served. 15 students per grade, waiting list of 5, total pilot cap 20 students.
Behavior: Treat peers, staff, guest speakers, and equipment respectfully; follow instructions; stay positive and collaborative.
Safety: Use materials and tools responsibly; ask for help when needed; report accidents immediately.
Participation: Active engagement, attend regularly, maintain a growth mindset, and participate fully in ownership of learning.
Parent/Guardian Form: Parents/guardians must complete the permission form via ParentSquare before their child can participate. All club communications will be sent exclusively through ParentSquare.

Other Pertinent Information:

For parents to please pack a preferred snack for your child if not provided by the school.

B

Student Representative: Linden 4th- TBD

Willow Brook 4th-TB

Site Administration Approval

Date: 9/1/20

Date Student Council Approved: _____ Date BOE Approved: _____

OAK RIDGE SCHOOLS

New Club Request Form


School: Oak Ridge High School

Club Name: OR Rocket Club

Sponsor: Elizabeth Fairfax

Club Membership: Free

Selection of Officers: Vote



Club Purpose:

Build and launch model rockets to demonstrate practical application of physics and engineering

Club Activities:

Building, designing, launching, calculating

Club Meeting Times:

Tuesday during lunch and after school

Club Funding:


Student donate materials, possible future fund-raising

Rules and Regulations:

General safety and applicable laws

Other Pertinent Information:

Student Representative: Paige Lawing

ORHS Administration Approval: 

Date: 9-23-25

Date Student Council Approved: 9/11 

Date BOE Approved: _____

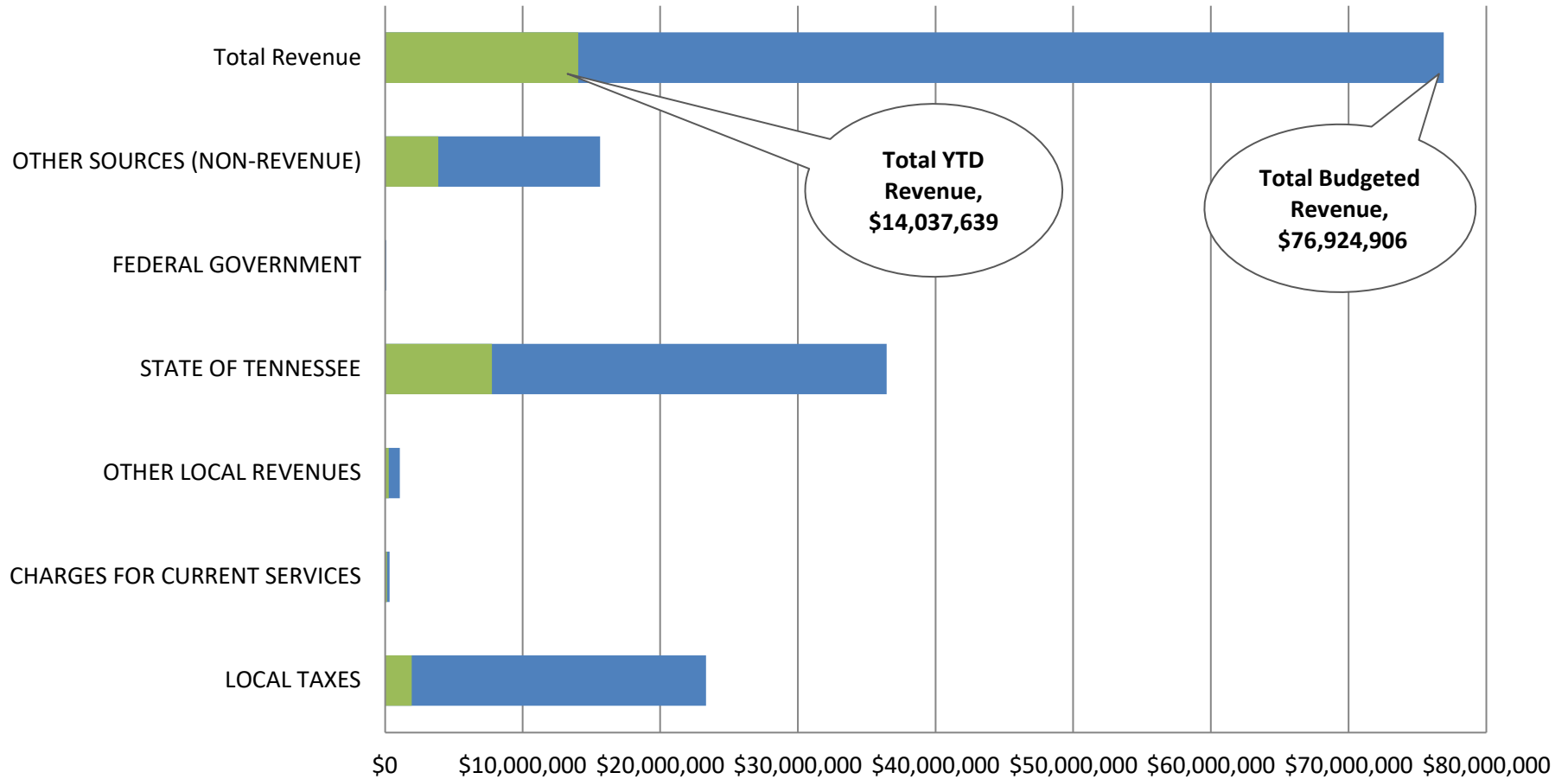
| Acct | Acct | 2025-26 FYTD Budget | September 2025-26 Monthly Activity | 2025-26 Year-To-Date | 2025-26 Percent of Budget | 2025-26 Variance from Bud | Encumbered Amount | Unencumbered Budget Remaining |
|-------|--------------------------------|------------------------|---------------------------------------|-------------------------|------------------------------|------------------------------|----------------------|----------------------------------|
| 40110 | Current Property Tax | 13,830,000.00 | 53,780.50 | 115,021.14 | 0.83% | 13,714,978.86 | | 13,714,978.86 |
| 40210 | Local Option Sales Tax | 9,500,000.00 | 898,955.19 | 1,827,273.63 | 19.23% | 7,672,726.37 | | 7,672,726.37 |
| 40275 | Mixed Drink Tax | 500.00 | 104.54 | 171.08 | 34.22% | 328.92 | | 328.92 |
| 43511 | Tuition - Regular Day Students | 330,000.00 | 39,828.70 | 157,664.65 | 47.78% | 172,335.35 | | 172,335.35 |
| 43533 | Transportation Fees | 3,500.00 | 220.00 | 300.00 | 8.57% | 3,200.00 | | 3,200.00 |
| 44110 | Interest Earned | 800,000.00 | 61,524.78 | 202,967.54 | 25.37% | 597,032.46 | | 597,032.46 |
| 44120 | Lease/Rentals | 15,000.00 | 150.00 | 1,423.00 | 9.49% | 13,577.00 | | 13,577.00 |
| 44170 | Miscellaneous Refunds | 7,500.00 | | | | 7,500.00 | | 7,500.00 |
| 44530 | Sale of Equipment | 15,000.00 | | 64,551.00 | 430.34% | -49,551.00 | | -49,551.00 |
| 44570 | Contributions & Gifts | 200,000.00 | | 14,294.18 | 7.15% | 185,705.82 | | 185,705.82 |
| 44990 | Other Local Revenues | 40,000.00 | 2,400.00 | 2,864.81 | 7.16% | 37,135.19 | | 37,135.19 |
| 46510 | TN Investment in Student Achv | 34,295,000.00 | 3,398,392.17 | 6,796,784.33 | 19.82% | 27,498,215.67 | | 27,498,215.67 |
| 46513 | TISA On-Behalf Payments | 85,000.00 | | | | 85,000.00 | | 85,000.00 |
| 46515 | Early Childhood Education | 648,925.10 | 35,354.50 | 35,354.50 | 5.45% | 613,570.60 | | 613,570.60 |
| 46590 | Other State Education Funds | 922,640.00 | | 939,346.40 | 101.81% | -16,706.40 | | -16,706.40 |
| 46596 | Paid Parental Leave | 100,000.00 | | | | 100,000.00 | | 100,000.00 |
| 46610 | Career Ladder Program | 76,000.00 | | | | 76,000.00 | | 76,000.00 |
| 46790 | Other Vocational | 52,254.56 | 6,132.40 | 6,132.40 | 11.74% | 46,122.16 | | 46,122.16 |
| 46980 | Other State Grants | 274,623.34 | | | | 274,623.34 | | 274,623.34 |
| 47630 | Public Law 874 - Maint/Operat. | 25,000.00 | | | | 25,000.00 | | 25,000.00 |
| 47640 | ROTC Reimbursement | 82,000.00 | | | | 82,000.00 | | 82,000.00 |
| 49700 | Insurance Recovery | 3,000.00 | | | | 3,000.00 | | 3,000.00 |
| 49800 | Transfers In | 125,000.00 | | | | 125,000.00 | | 125,000.00 |
| 49810 | City General Fund Transfer | 15,493,963.00 | 1,291,163.58 | 3,873,490.74 | 25.00% | 11,620,472.26 | | 11,620,472.26 |
| ----- | Revenue | 76,924,906.00 | 5,788,006.36 | 14,037,639.40 | 18.25% | 62,887,266.60 | | 62,887,266.60 |
| | | ===== | ===== | ===== | ===== | ===== | | ===== |
| 71100 | Regular Instruction Prgm | 38,254,054.16 | 2,953,415.72 | 7,046,698.03 | 18.42% | 31,207,356.13 | 29,276,969.58 | 1,930,386.55 |
| 71150 | Alternative Instruction Prgm | 902,771.00 | 81,474.26 | 158,370.53 | 17.54% | 744,400.47 | 760,094.71 | -15,694.24 |
| 71200 | Special Education Prgm | 6,626,428.41 | 561,685.00 | 1,157,901.79 | 17.47% | 5,468,526.62 | 5,315,824.21 | 152,702.41 |
| 71300 | Career/Technical Education Prg | 2,581,483.68 | 239,898.99 | 443,493.45 | 17.18% | 2,137,990.23 | 1,886,471.21 | 251,519.02 |
| 71900 | Contingency | 730,412.05 | | | | 730,412.05 | | 730,412.05 |
| 72120 | Health Services | 942,652.00 | 82,626.10 | 173,333.34 | 18.39% | 769,318.66 | 693,213.03 | 76,105.63 |
| 72130 | Other Student Support | 2,236,138.88 | 223,744.61 | 603,099.28 | 26.97% | 1,633,039.60 | 1,350,793.98 | 282,245.62 |
| 72210 | Regular Inst. Support | 4,400,739.02 | 403,529.59 | 926,489.72 | 21.05% | 3,474,249.30 | 2,875,163.96 | 599,085.34 |
| 72220 | Special Education Support | 766,426.00 | 67,842.40 | 174,129.11 | 22.72% | 592,296.89 | 649,568.78 | -57,271.89 |
| 72230 | Career & Technical Prg Support | 271,884.00 | 24,511.12 | 66,328.29 | 24.40% | 205,555.71 | 174,368.34 | 31,187.37 |
| 72250 | Technology Services | 3,270,985.02 | 329,860.48 | 849,638.73 | 25.98% | 2,421,346.29 | 1,730,977.84 | 690,368.45 |
| 72290 | Communications | 340,482.00 | 31,635.17 | 103,755.87 | 30.47% | 236,726.13 | 222,556.92 | 14,169.21 |

| Acct | Acct | 2025-26 FYTD Budget | September 2025-26 Monthly Activity | 2025-26 Year-To-Date | 2025-26 Percent of Budget | 2025-26 Variance from Bud | Encumbered Amount | Unencumbered Budget Remaining |
|-------|-----------------------------|------------------------|---------------------------------------|-------------------------|------------------------------|------------------------------|----------------------|----------------------------------|
| 72310 | Board of Education | 1,329,949.00 | 46,957.02 | 478,894.17 | 36.01% | 851,054.83 | 6,101.88 | 844,952.95 |
| 72320 | Director of Schools | 441,112.00 | 33,989.36 | 113,910.13 | 25.82% | 327,201.87 | 308,210.47 | 18,991.40 |
| 72410 | Office of the Principal | 5,249,719.00 | 423,666.26 | 1,178,445.19 | 22.45% | 4,071,273.81 | 3,790,378.22 | 280,895.59 |
| 72510 | Fiscal Services | 1,190,238.00 | 89,431.81 | 284,465.17 | 23.90% | 905,772.83 | 797,584.25 | 108,188.58 |
| 72520 | Human Resources/ Personnel | 585,527.00 | 42,280.57 | 167,445.39 | 28.60% | 418,081.61 | 347,877.44 | 70,204.17 |
| 72610 | Operation of Plant | 5,447,191.12 | 434,720.51 | 1,392,378.09 | 25.56% | 4,054,813.03 | 2,005,320.01 | 2,049,493.02 |
| 72620 | Maintenance of Plant | 2,476,634.97 | 266,172.25 | 581,358.56 | 23.47% | 1,895,276.41 | 1,299,918.09 | 595,358.32 |
| 72710 | Transportation | 2,254,214.00 | 288,960.25 | 380,950.86 | 16.90% | 1,873,263.14 | | 1,873,263.14 |
| 73400 | Early Childhood Education | 457,330.69 | 39,059.36 | 67,182.03 | 14.69% | 390,148.66 | 378,908.13 | 11,240.53 |
| 73401 | Pre-K General Fund | 1,074,230.00 | 108,460.87 | 273,112.42 | 25.42% | 801,117.58 | 795,229.75 | 5,887.83 |
| 76100 | Regular Capital Outlay | 1,214,505.00 | 9,654.66 | 532,877.51 | 43.88% | 681,627.49 | 195,293.84 | 486,333.65 |
| 82130 | Education Principal on Debt | 6,912.00 | | | | 6,912.00 | | 6,912.00 |
| 82230 | Education Interest on Debt | 88.00 | | | | 88.00 | | 88.00 |
| 99100 | Transfers Out | 136,698.00 | | | | 136,698.00 | | 136,698.00 |
| ----- | Expense | 83,188,805.00 | 6,783,576.36 | 17,154,257.66 | 20.62% | 66,034,547.34 | 54,860,824.64 | 11,173,722.70 |
| ----- | General Purpose School Fund | -6,263,899.00 | -995,570.00 | -3,116,618.26 | 19.48% | -3,147,280.74 | -54,860,824.64 | 51,713,543.90 |
| | Grand Revenue Totals | 76,924,906.00 | 5,788,006.36 | 14,037,639.40 | 18.25% | 62,887,266.60 | | 62,887,266.60 |
| | Grand Expense Totals | 83,188,805.00 | 6,783,576.36 | 17,154,257.66 | 20.62% | 66,034,547.34 | 54,860,824.64 | 11,173,722.70 |
| | Grand Totals | 6,263,899.00 | 995,570.00 | 3,116,618.26 | 49.76% | 3,147,280.74 | 54,860,824.64 | 51,713,543.90 |
| | | Loss | Loss | Loss | | Loss | Loss | Profit |

Number of Accounts: 1234

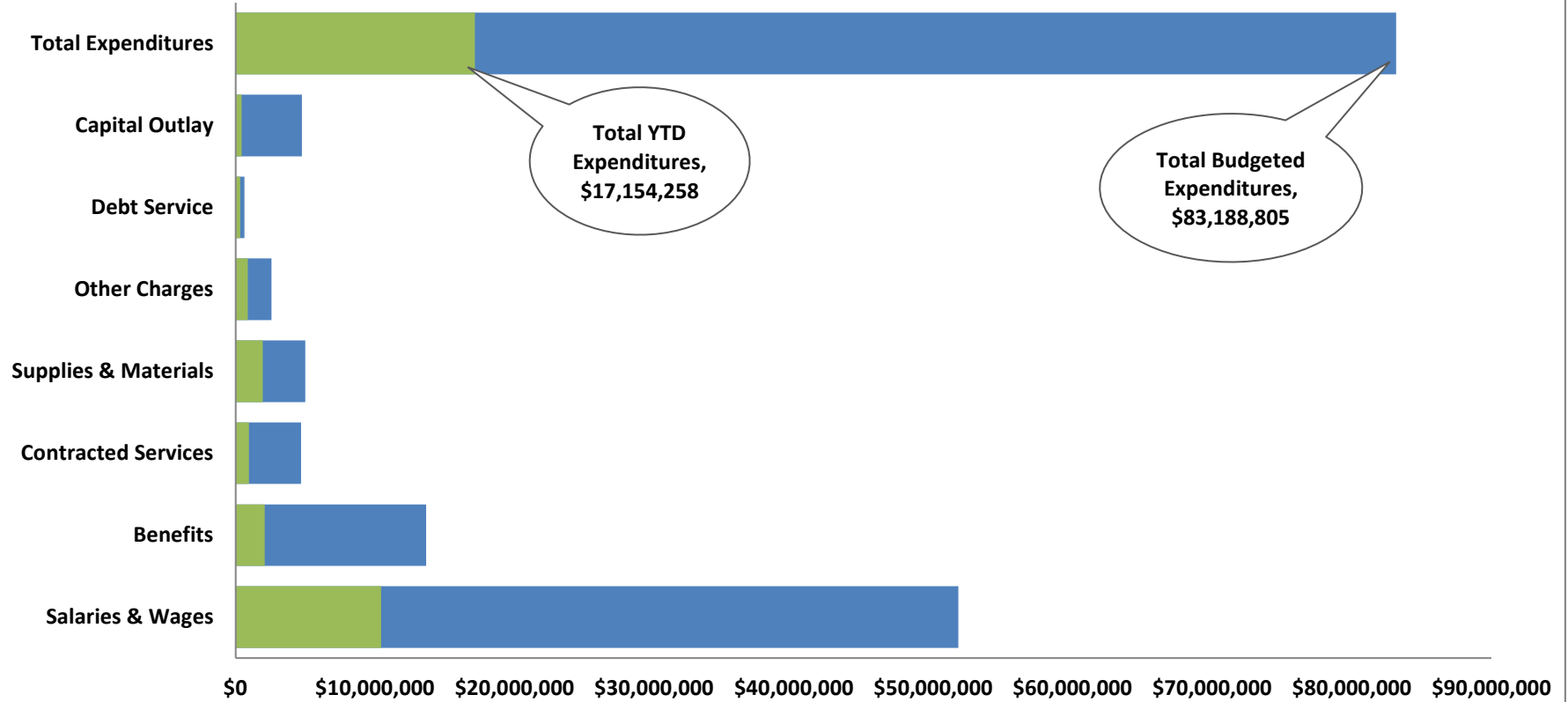
***** End of report *****

General Fund Revenue Budget to Actual Summary - September, 2025



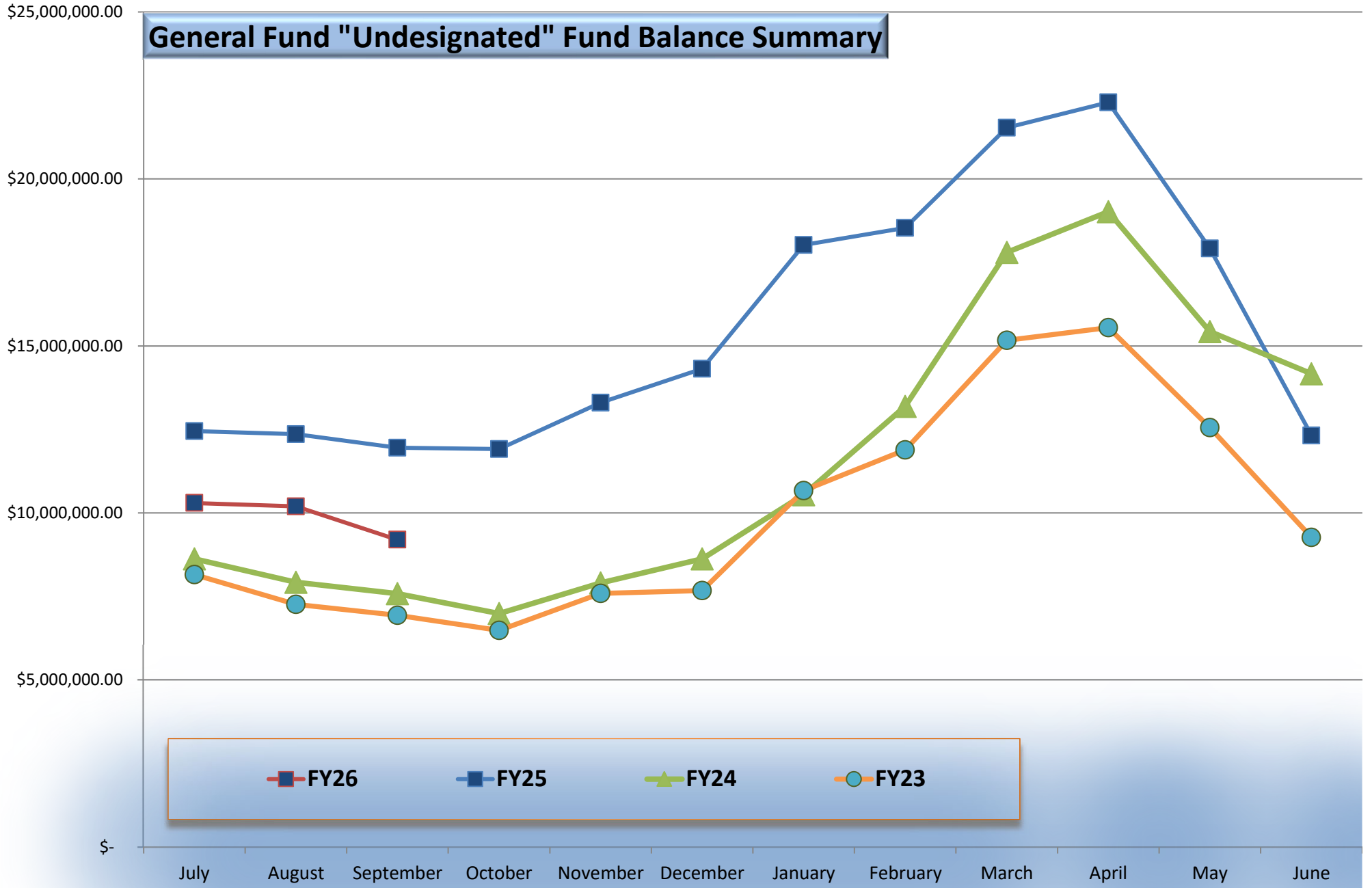
| | LOCAL TAXES | CHARGES FOR CURRENT SERVICES | OTHER LOCAL REVENUES | STATE OF TENNESSEE | FEDERAL GOVERNMENT | OTHER SOURCES (NON-REVENUE) | Total Revenue |
|--------------------------|---------------|------------------------------|----------------------|--------------------|--------------------|-----------------------------|---------------|
| Percent of Budget | 8.33% | 47.37% | 26.55% | 21.34% | 0 | 24.80% | 18.25% |
| Year-To-Date | 1,942,465.85 | 157,964.65 | 286,100.53 | 7,777,617.63 | 0 | 3,873,490.74 | \$14,037,639 |
| FYTD Budget | 23,330,500.00 | 333,500.00 | 1,077,500.00 | 36,454,443.00 | 107,000.00 | 15,621,963.00 | \$76,924,906 |

General Fund Expenditure Budget to Actual Summary by Object September, 2025



| | Salaries & Wages | Benefits | Contracted Services | Supplies & Materials | Other Charges | Debt Service | Capital Outlay | Total Expenditures |
|-------------------------|------------------|---------------|---------------------|----------------------|---------------|--------------|----------------|--------------------|
| FYTD % | 20.12% | 15.31% | 20.66% | 39.18% | 35.70% | 54.33% | 9.31% | 20.62% |
| FYTD Activity | 10,444,383.23 | 2,092,857.47 | 971,530.26 | 1,965,362.28 | 887,425.66 | 350,000.00 | 442,698.76 | \$17,154,258 |
| FYTD Revised Bdg | 51,811,445.23 | 13,667,474.87 | 4,702,331.00 | 5,016,180.59 | 2,591,515.11 | 644,205.00 | 4,755,653.20 | \$83,188,805 |

General Fund "Undesignated" Fund Balance Summary



| Acct | Acct | 2025-26 FYTD Budget | September 2025-26 Monthly Activity | 2025-26 Year-To-Date | 2025-26 Percent of Budget | 2025-26 Variance from Bud | 2025-26 Encumbered Amount | Unencumbered Balance Remaining |
|-------|--------------------------------|------------------------|---------------------------------------|-------------------------|------------------------------|------------------------------|---------------------------------|-----------------------------------|
| 143 | Central Cafeteria | | | | | | | |
| R | Revenue | | | | | | | |
| 43521 | Lunch Payments - Children | 272,580.00 | | | | 272,580.00 | | 272,580.00 |
| 43522 | Lunch Payments - Adults | 3,500.00 | 139.50 | 333.00 | 9.51% | 3,167.00 | | 3,167.00 |
| 43523 | Income From Breakfast | 43,000.00 | | | | 43,000.00 | | 43,000.00 |
| 43525 | A la Carte Sales | 140,000.00 | 8,895.15 | 17,344.50 | 12.39% | 122,655.50 | | 122,655.50 |
| 43990 | Other Charges for Food Service | 200,000.00 | 19,313.30 | 37,350.45 | 18.68% | 162,649.55 | | 162,649.55 |
| 44110 | Interest Earned | 35,000.00 | 2,005.41 | 6,297.08 | 17.99% | 28,702.92 | | 28,702.92 |
| 46520 | School Food Service | 20,000.00 | | | | 20,000.00 | | 20,000.00 |
| 47111 | USDA School Lunch Program | 1,300,072.00 | 56,946.60 | 56,946.60 | 4.38% | 1,243,125.40 | | 1,243,125.40 |
| 47112 | USDA Commodities | 175,000.00 | | | | 175,000.00 | | 175,000.00 |
| 47113 | Breakfast | 360,108.00 | 15,711.40 | 15,711.40 | 4.36% | 344,396.60 | | 344,396.60 |
| 47114 | USDA - Other | 350,000.00 | 25,007.75 | 50,376.35 | 14.39% | 299,623.65 | | 299,623.65 |
| ----- | Revenue | 2,899,260.00 | 128,019.11 | 184,359.38 | 6.36% | 2,714,900.62 | | 2,714,900.62 |
| E | Expense | | | | | | | |
| 73100 | Food Service | 3,649,340.00 | 19,426.08 | 159,653.93 | 4.37% | 3,489,686.07 | 85,687.02 | 3,403,999.05 |
| ----- | Expense | 3,649,340.00 | 19,426.08 | 159,653.93 | 4.37% | 3,489,686.07 | 85,687.02 | 3,403,999.05 |
| ----- | Central Cafeteria | -750,080.00 | 108,593.03 | 24,705.45 | 5.25% | -774,785.45 | -85,687.02 | -689,098.43 |
| | | ===== | ===== | ===== | ===== | ===== | ===== | ===== |
| 145 | Other Education Funds | | | | | | | |
| R | Revenue | | | | | | | |
| 44990 | Other Local Revenues | 35,000.00 | 3,200.00 | 9,364.00 | 26.75% | 25,636.00 | | 25,636.00 |
| 49800 | Transfers In | 136,698.00 | | | | 136,698.00 | | 136,698.00 |
| ----- | Revenue | 171,698.00 | 3,200.00 | 9,364.00 | 5.45% | 162,334.00 | | 162,334.00 |

| Acct | Acct | 2025-26 FYTD Budget | September 2025-26 Monthly Activity | 2025-26 Year-To-Date | 2025-26 Percent of Budget | 2025-26 Variance from Bud | Encumbered Amount | Unencumbered Balance Remaining |
|----------------------|-------------------------------|------------------------|---------------------------------------|-------------------------|------------------------------|------------------------------|----------------------|-----------------------------------|
| 145 | Other Education Funds | | | | | | | |
| E | Expense | | | | | | | |
| 73300 | Community Services | 171,698.00 | 14,441.76 | 31,761.81 | 18.50% | 139,936.19 | 16,713.99 | 123,222.20 |
| ----- | Expense | 171,698.00 | 14,441.76 | 31,761.81 | 18.50% | 139,936.19 | 16,713.99 | 123,222.20 |
| ----- | Other Education Funds | | -11,241.76 | -22,397.81 | 11.98% | 22,397.81 | -16,713.99 | 39,111.80 |
| | | | ===== | ===== | ===== | ===== | ===== | ===== |
| 146 | Extended School Program | | | | | | | |
| R | Revenue | | | | | | | |
| 43581 | Community Services Fees Child | 500,000.00 | 69,707.50 | 174,287.50 | 34.86% | 325,712.50 | | 325,712.50 |
| ----- | Revenue | 500,000.00 | 69,707.50 | 174,287.50 | 34.86% | 325,712.50 | | 325,712.50 |
| E | Expense | | | | | | | |
| 73300 | Community Services | 555,177.00 | 47,224.72 | 122,454.99 | 22.06% | 432,722.01 | 282,834.21 | 149,887.80 |
| 99100 | Transfers Out | 15,000.00 | | | | 15,000.00 | | 15,000.00 |
| ----- | Expense | 570,177.00 | 47,224.72 | 122,454.99 | 21.48% | 447,722.01 | 282,834.21 | 164,887.80 |
| ----- | Extended School Program | -70,177.00 | 22,482.78 | 51,832.51 | 27.73% | -122,009.51 | -282,834.21 | 160,824.70 |
| | | | ===== | ===== | ===== | ===== | ===== | ===== |
| Grand Revenue Totals | | 8,212,958.00 | 501,580.73 | 720,523.34 | 8.77% | 7,492,434.66 | | 7,492,434.66 |
| Grand Expense Totals | | 9,033,215.00 | 431,047.37 | 1,099,287.21 | 12.17% | 7,933,927.79 | 3,029,171.11 | 4,904,756.68 |
| Grand Totals | | 820,257.00 | 70,533.36 | 378,763.87 | 46.18% | 441,493.13 | 3,029,171.11 | 2,587,677.98 |
| | | Loss | Profit | Loss | | Loss | Loss | Profit |

Number of Accounts: 340

Combined Fund Balance and YTD Operating Statement Summary

September, 2025

| Description | General Fund 141 | Federal Fund 142 | Food Service Fund 143 | Special Fund 145 | ECC Fund 146 |
|---|-----------------------|---------------------|--------------------------|---------------------|-------------------|
| Beginning Fund Balance July 1, 2025 | 21,596,951.44 | 0.00 | 1,696,042.07 | 36,519.24 | 364,535.50 |
| Plus YTD Revenue per books 9/30/25 | 14,037,639.40 | 352,512.46 | 184,359.38 | 9,364.00 | 174,287.50 |
| Less YTD Expenditures per books 9/30/25 | (17,154,257.66) | (785,416.48) | (159,653.93) | (31,761.81) | (122,454.99) |
| Revenues Over (Under) Expenditures as of 9/30/25 | (3,116,618.26) | (432,904.02) | 24,705.45 | (22,397.81) | 51,832.51 |
| Ending Fund Balance per books as of 9/30/25 | 18,480,333.18 | (432,904.02) | 1,720,747.52 | 14,121.43 | 416,368.01 |

Fund Balance Restricted/Committed/Assigned Status

| | | | | | |
|--|-------------------------|------------------------|------------------------|---------------------|----------------------|
| Encumbrances and Deferred Revenue | \$ - | | \$ 35,363.05 | | |
| Inventory | | | | | |
| Restricted for Career Ladder Program | 2,177.59 | | | | |
| Restricted for Operation of Non-Instructional Services (CCI) | 3,509.75 | | 935,304.47 | | 416,368.01 |
| Committed for Other Purposes (Vehicles- ERR Fund) | 0.00 | | | | |
| Committed for Other Purposes (Device Replacement) | 3,000,000.00 | | | | |
| Assigned for Instruction- Coordinated School Health | 3,035.59 | | | | |
| Assigned for other local grants | | | | | |
| Assigned for Instruction - Education Foundation Grant | 2,160.34 | | | | |
| Assigned for Instruction (APSI-ORHS) | 5,712.22 | | | | |
| Assigned for Support Services FRC Local Funds (56) | | | | 14,121.43 | |
| Nonspendable-Prepaid Expenditures | | | | | |
| Assigned to Balance FY26 Budget | 6,263,899.00 | 0.00 | 750,080.00 | | |
| Unassigned Fund Balance 9/30/25 | \$ 9,199,838.69 | -432,904.02 | 0.00 | 0.00 | |
| Total Fund Balance 9/30/25 | \$ 18,480,333.18 | \$ (432,904.02) | \$ 1,720,747.52 | \$ 14,121.43 | \$ 416,368.01 |

Oak Ridge Schools

2nd Attendance Period

September 26, 2025

These numbers reflect the **2025-2026** Skyward Student Management System (Entity) active student enrollment count as of **September 26, 2025**.

The total includes **22** private school and home-schooled students receiving Special Ed services.



Oak Ridge Schools

Enrollment Entity Counts 2nd RP 2025-26

September 26, 2025

| School | P3 | P4 | K | 1 | 2 | 3 | 4 | 5 | 6 | 7 | 8 | 9 | 10 | 11 | 12 | Total PK-12 2025-26 | Previous 1st RP 2025-26 | Diff | Total PK-12 2024-25 |
|---------------------------|-----------|------------|------------|------------|------------|------------|------------|------------|------------|------------|------------|------------|------------|------------|------------|---------------------|-------------------------|----------|---------------------|
| Preschool | 84 | 129 | | | | | | | | | | | | | | 213 | 210 | 3 | 225 |
| Glenwood | | | 71 | 85 | 62 | 77 | 81 | | | | | | | | | 376 | 378 | -2 | 376 |
| Linden | | | 95 | 105 | 117 | 105 | 111 | | | | | | | | | 533 | 531 | 2 | 521 |
| Willow Brook | | | 80 | 66 | 89 | 80 | 77 | | | | | | | | | 392 | 392 | 0 | 411 |
| Woodland | | | 77 | 73 | 77 | 81 | 109 | | | | | | | | | 417 | 419 | -2 | 426 |
| JMS | | | | | | | | 174 | 191 | 175 | 183 | | | | | 723 | 724 | -1 | 717 |
| RMS | | | | | | | | 198 | 202 | 192 | 185 | | | | | 777 | 779 | -2 | 767 |
| ORHS | | | | | | | | | | | | 374 | 427 | 404 | 382 | 1587 | 1585 | 2 | 1639 |
| Enrollment 2025-26 | 84 | 129 | 323 | 329 | 345 | 343 | 378 | 372 | 393 | 367 | 368 | 374 | 427 | 404 | 382 | 5018 | 5018 | 0 | 5082 |
| Prev. 1st RP 2025-26 | 80 | 130 | 325 | 330 | 344 | 343 | 378 | 373 | 392 | 370 | 368 | 373 | 426 | 402 | 384 | 5018 | | | |
| Difference | 4 | -1 | -2 | -1 | 1 | 0 | 0 | -1 | 1 | -3 | 0 | 1 | 1 | 2 | -2 | 0 | | | |

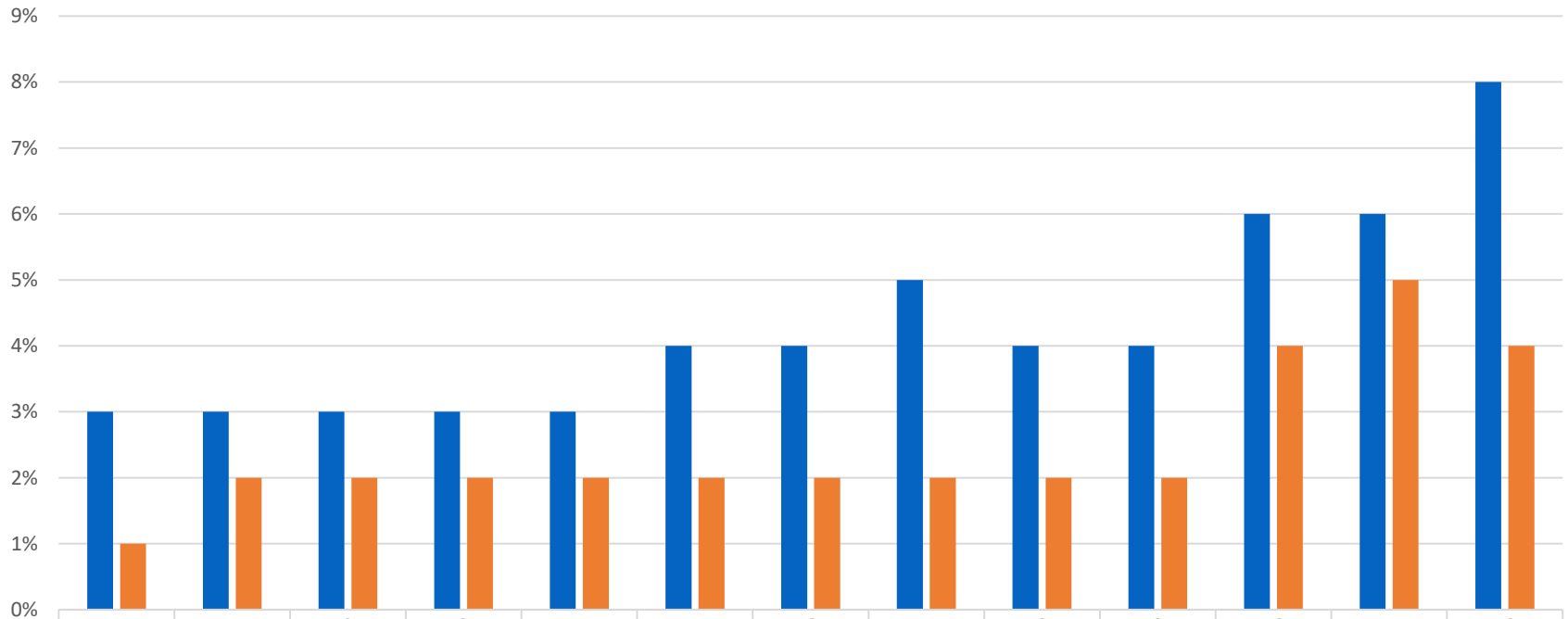
This report compares the 2025-26 2nd RP period enrollment with the 2025-26 1st RP period.

Attendance Graphs

The graphs below display excused and unexcused absence totals, entity counts, and attendance percentages by grade and reporting period. The data was compiled using information from attendance detail and summary reports and entity counts reports.
Reporting Period 2: 8/25/2025-9/22/2025

Percentage of Absences by Grade Level

■ Excused ■ Unexcused

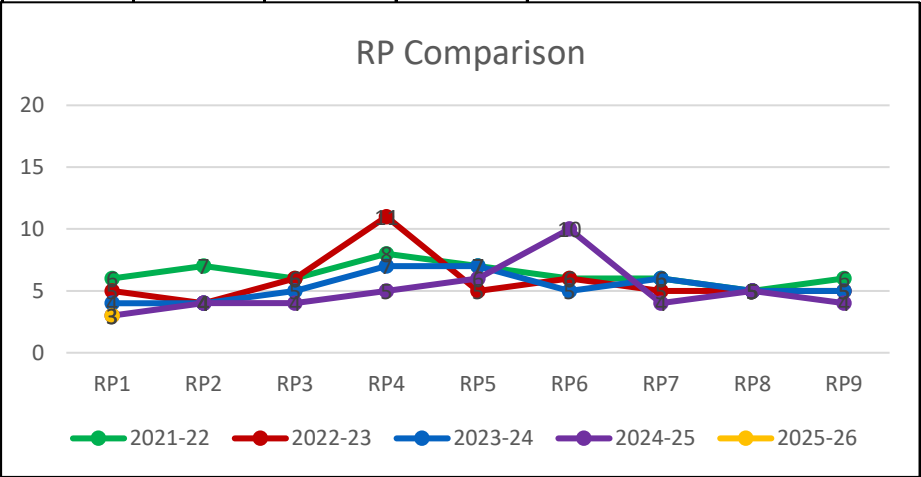
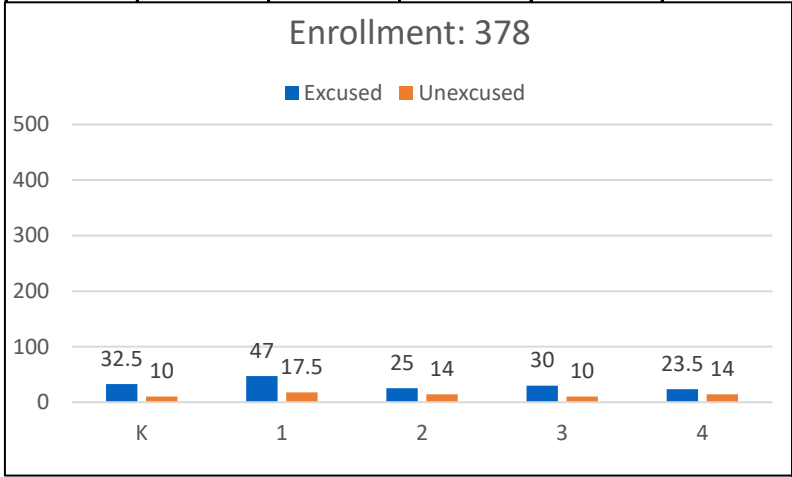


| | | | | | | | | | | | | | |
|-------------|----|----|----|----|----|----|----|----|----|----|----|----|----|
| ■ Excused | 3% | 3% | 3% | 3% | 3% | 4% | 4% | 5% | 4% | 4% | 6% | 6% | 8% |
| ■ Unexcused | 1% | 2% | 2% | 2% | 2% | 2% | 2% | 2% | 2% | 2% | 4% | 5% | 4% |

* Percentages have been rounded to the nearest whole number.

| | | | | | | | | | |
|---------|-----------|-----------|-----------|-----------|-----------|-----------|-----------|-----------|-----------|
| 2021-22 | RP1: 6.3% | RP2: 6.7% | RP3: 6.3% | RP4: 7.7% | RP5: 6.9% | RP6: 5.8% | RP7: 6.3% | RP8: 8% | RP9: 5.9% |
| 2022-23 | RP1: 4.9% | RP2: 4.4% | RP3: 5.5% | RP4: 11% | RP5: 4.7% | RP6: 6.1% | RP7: 4.8% | RP8: 4.9% | RP9: 4.9% |
| 2023-24 | RP1: 4.3% | RP2: 4.2% | RP3: 5% | RP4: 7% | RP5: 6.9% | RP6: 5.1% | RP7: 6.2% | RP8: 4.7% | RP9: 4.5% |
| 2024-25 | RP1: 3.3% | RP2: 4.3% | RP3: 4% | RP4: 5% | RP5: 5.9% | RP6: 9.6% | RP7: 3.8% | RP8: 5% | RP9: 3.8% |
| 2025-26 | RP1: 3% | | | | | | | | |

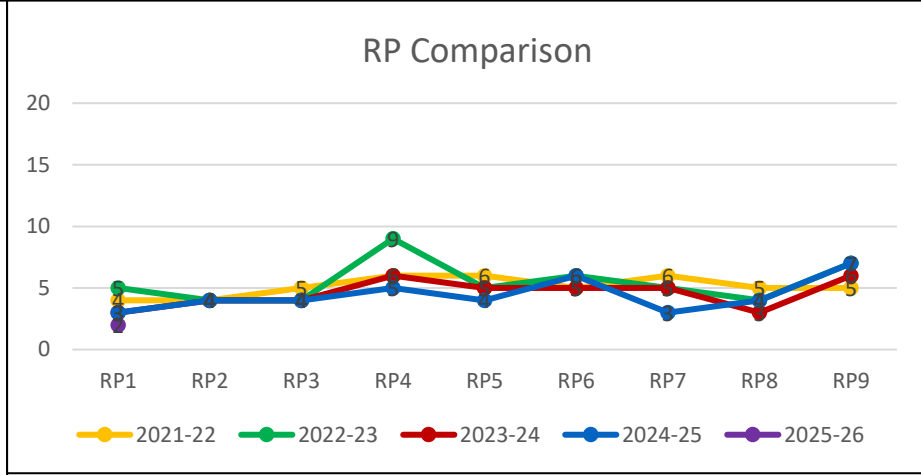
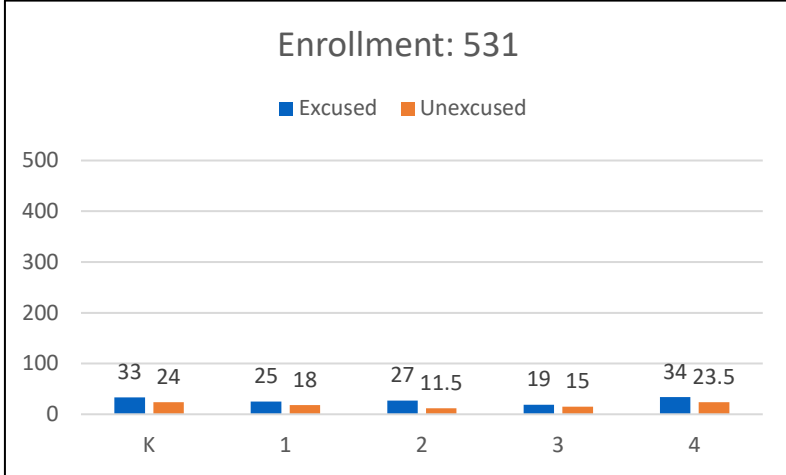
Glenwood



| |
|------|
| Goal |
| 5.5 |

| | | | | | | | | | |
|---------|-----------|-----------|-----------|-----------|-----------|-----------|-----------|-----------|-----------|
| 2021-22 | RP1: 4.4% | RP2: 4.2% | RP3: 4.8% | RP4: 6.4% | RP5: 5.8% | RP6: 4.6% | RP7: 5.5% | RP8: 5.4% | RP9: 5% |
| 2022-23 | RP1: 3.2% | RP2: 4% | RP3: 4.4% | RP4: 8.9% | RP5: 5.4% | RP6: 5.8% | RP7: 4.5% | RP8: 4.1% | RP9: 7.1% |
| 2023-24 | RP1: 3.3% | RP2: 3.7% | RP3: 4.1% | RP4: 5.8% | RP5: 4.8% | RP6: 4.8% | RP7: 4.7% | RP8: 3.3% | RP9: 5.8% |
| 2024-25 | RP1: 3.0% | RP2: 3.6% | RP3: 4.2% | RP4: 5.1% | RP5: 4.4% | RP6: 6.1% | RP7: 3.2% | RP8: 3.6% | RP9: 6.8% |
| 2025-26 | RP1: 2.3% | | | | | | | | |

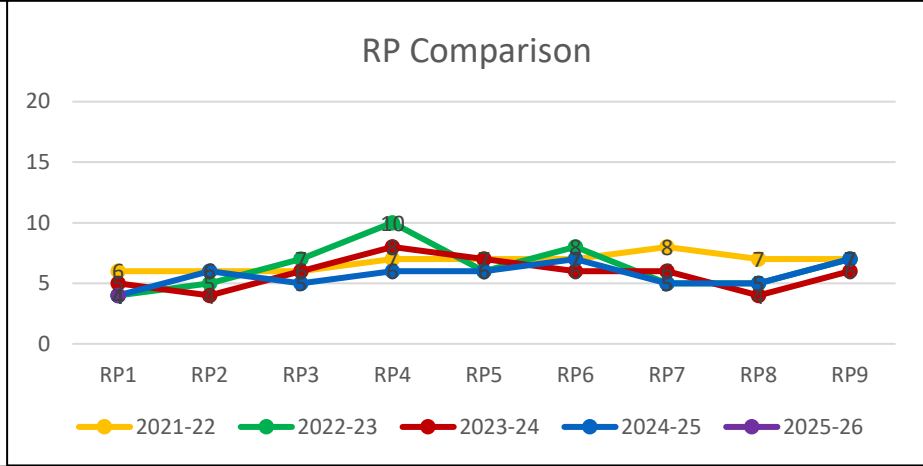
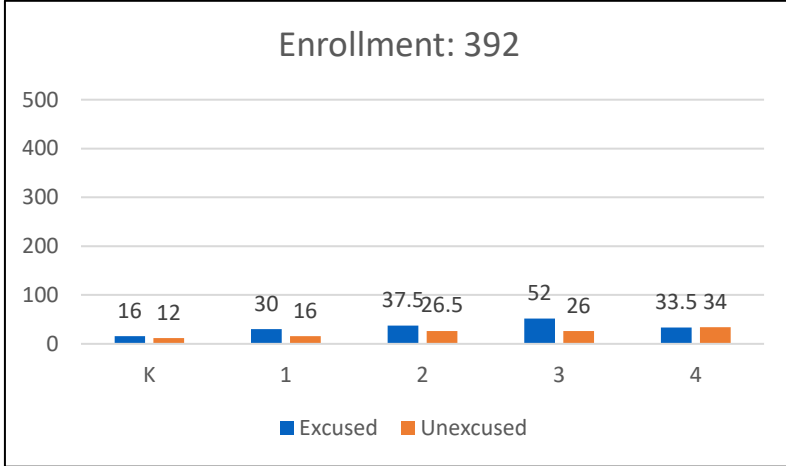
Linden



| |
|------|
| Goal |
| 5 |

| | | | | | | | | | |
|---------|-----------|-----------|-----------|-----------|-----------|-----------|-----------|-----------|-----------|
| 2021-22 | RP1: 6.1% | RP2: 6% | RP3: 6.4% | RP4: 6.9% | RP5: 6.6% | RP6: 6.5% | RP7: 8% | RP8: 6.6% | RP9: 7.4% |
| 2022-23 | RP1: 3.6% | RP2: 4.7% | RP3: 7% | RP4: 10% | RP5: 6.4% | RP6: 8.1% | RP7: 5.3% | RP8: 5.3% | RP9: 6.9% |
| 2023-24 | RP1: 4.9% | RP2: 4.4% | RP3: 5.5% | RP4: 7.7% | RP5: 7% | RP6: 5.9% | RP7: 6.2% | RP8: 4.3% | RP9: 6.3% |
| 2024-25 | RP1: 4.4% | RP2: 5.9% | RP3: 4.9% | RP4: 6.4% | RP5: 6.1% | RP6: 7.3% | RP7: 5% | RP8: 4.9% | RP9: 7.4% |
| 2025-26 | RP1: 3.8% | | | | | | | | |

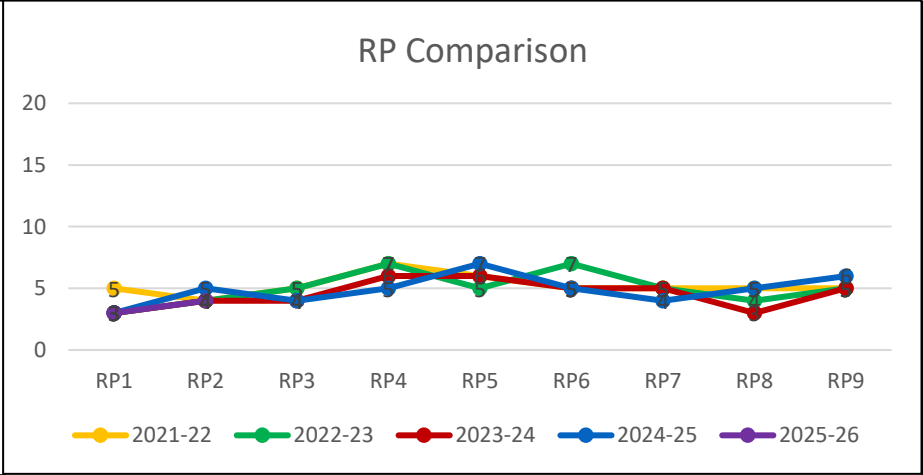
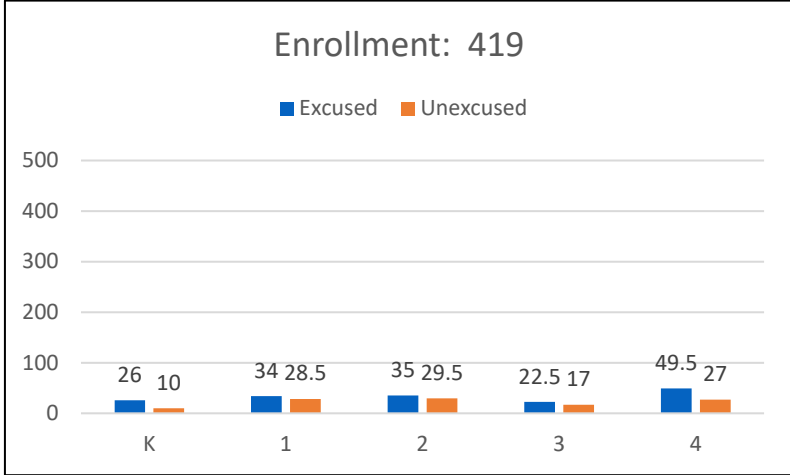
Willow Brook



| |
|------|
| Goal |
| 6 |

| | | | | | | | | | |
|---------|-----------|-----------|-----------|-----------|-----------|-----------|-----------|-----------|-----------|
| 2021-22 | RP1: 4.5% | RP2: 4.1% | RP3: 4.8% | RP4: 6.7% | RP5: 5.9% | RP6: 5% | RP7: 4.7% | RP8: 4.5% | RP9: 5.2% |
| 2022-23 | RP1: 2.6% | RP2: 3.7% | RP3: 5.2% | RP4: 6.6% | RP5: 4.5% | RP6: 6.7% | RP7: 5.4% | RP8: 3.7% | RP9: 4.9% |
| 2023-24 | RP1: 3.1% | RP2: 3.5% | RP3: 4.3% | RP4: 6.2% | RP5: 5.6% | RP6: 5.2% | RP7: 5.2% | RP8: 2.9% | RP9: 4.5% |
| 2024-25 | RP1: 3.1% | RP2: 4.6% | RP3: 3.9% | RP4: 4.5% | RP5: 7.2% | RP6: 5.4% | RP7: 3.7% | RP8: 3.9% | RP9: 5.5% |
| 2025-26 | RP1: 3.4% | RP2: 3.7% | | | | | | | |

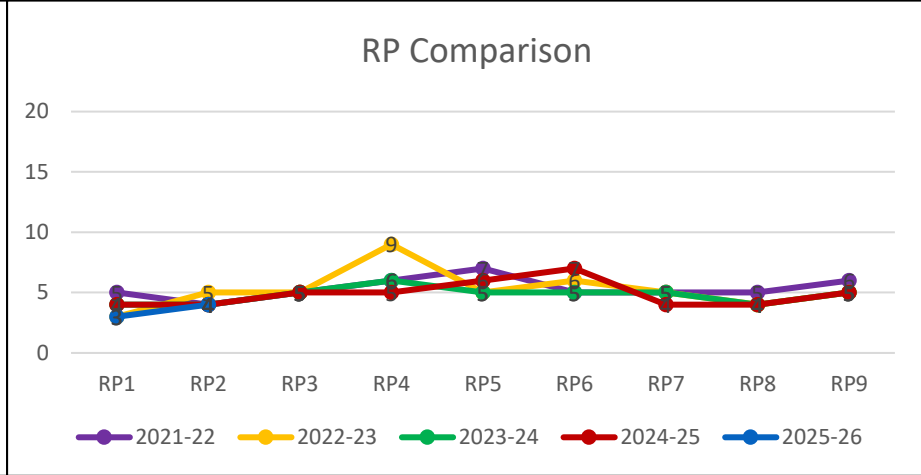
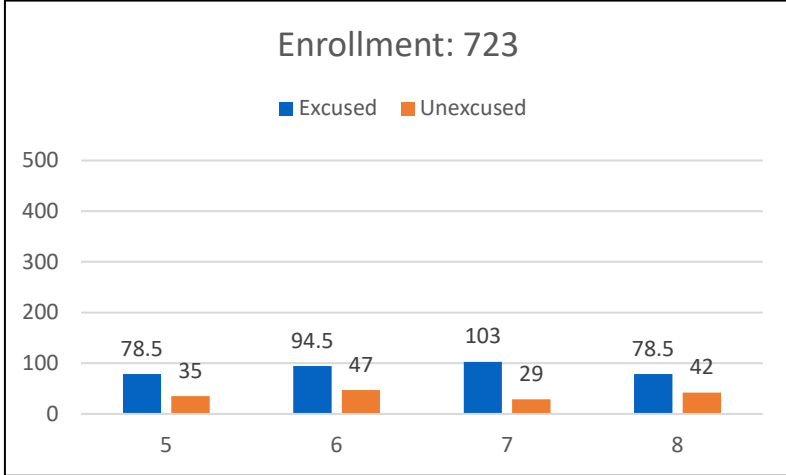
Woodland



| |
|------|
| Goal |
| 4 |

| | | | | | | | | | |
|---------|-----------|-----------|-----------|-----------|-----------|-----------|-----------|-----------|-----------|
| 2021-22 | RP1: 5.1% | RP2: 4.2% | RP3: 4.9% | RP4: 5.9% | RP5: 6.8% | RP6: 5.4% | RP7: 5.3% | RP8: 4.9% | RP9: 6.1% |
| 2022-23 | RP1: 3.1% | RP2: 4.6% | RP3: 5% | RP4: 8.7% | RP5: 4.7% | RP6: 5.5% | RP7: 5.1% | RP8: 4.3% | RP9: 5.3% |
| 2023-24 | RP1: 3.8% | RP2: 4.4% | RP3: 4.5% | RP4: 5.6% | RP5: 5.3% | RP6: 5.3% | RP7: 5.1% | RP8: 4% | RP9: 5.3% |
| 2024-25 | RP1: 3.6% | RP2: 4.2% | RP3: 4.8% | RP4: 5% | RP5: 5.5% | RP6: 6.8% | RP7: 4.1% | RP8: 3.6% | RP9: 5% |
| 2025-26 | RP1: 3.4% | RP2: 3.5% | | | | | | | |

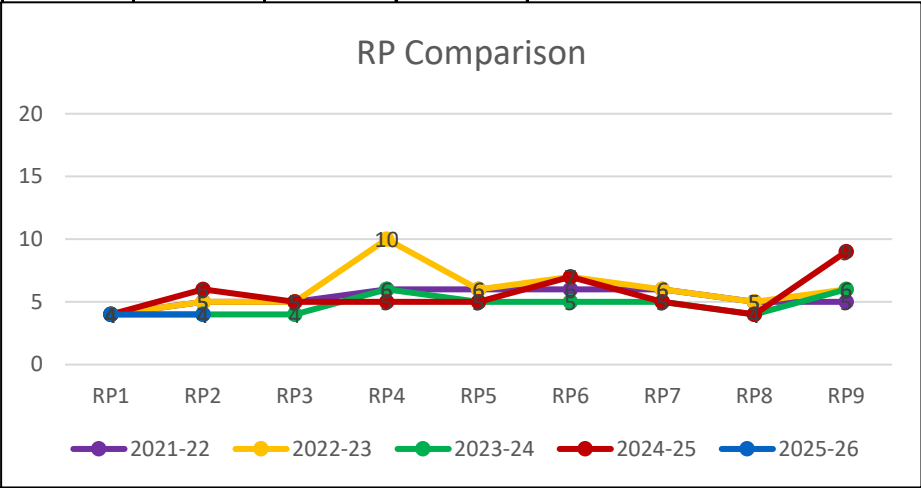
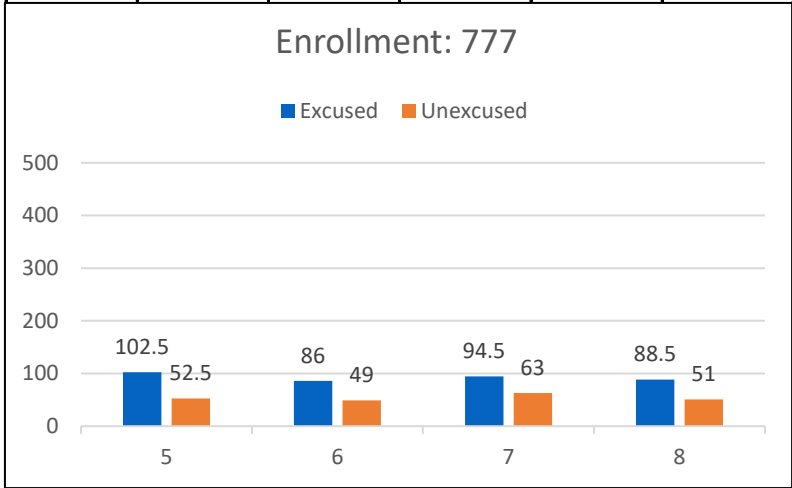
Jefferson



| |
|------|
| Goal |
| 4.5 |

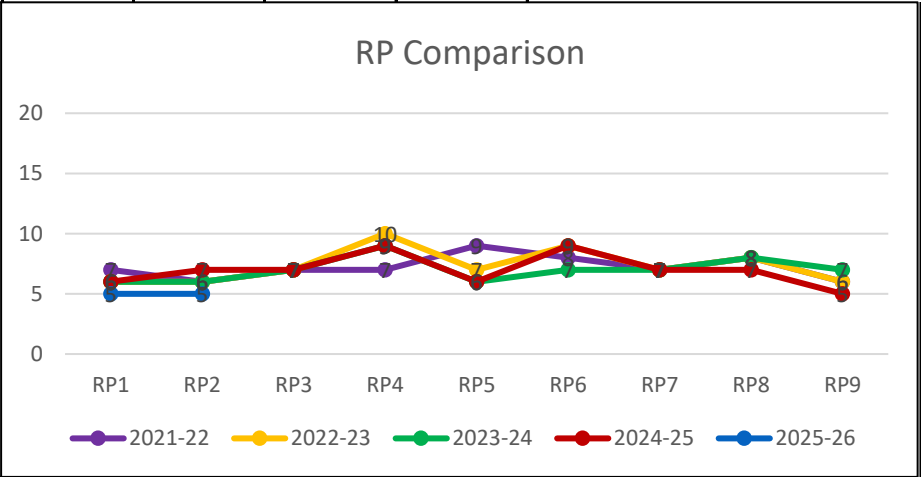
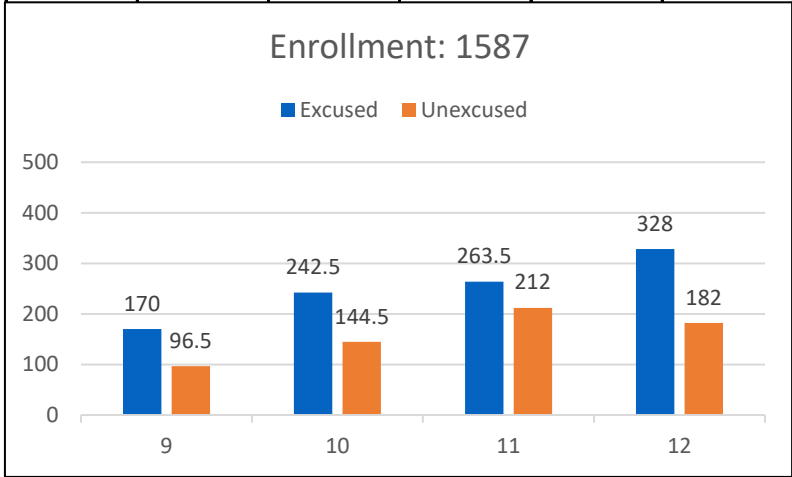
| | | | | | | | | | |
|---------|-----------|-----------|-----------|-----------|-----------|-----------|-----------|-----------|-----------|
| 2021-22 | RP1: 4.2% | RP2: 4.7% | RP3: 5.4% | RP4: 5.8% | RP5: 5.9% | RP6: 5.5% | RP7: 5.6% | RP8: 5% | RP9: 5.3% |
| 2022-23 | RP1: 4.4% | RP2: 4.5% | RP3: 5.4% | RP4: 9.7% | RP5: 6.1% | RP6: 6.8% | RP7: 5.5% | RP8: 4.8% | RP9: 5.8% |
| 2023-24 | RP1: 3.9% | RP2: 4.2% | RP3: 4.4% | RP4: 5.8% | RP5: 4.8% | RP6: 5.2% | RP7: 5.1% | RP8: 4% | RP9: 6.2% |
| 2024-25 | RP1: 3.9% | RP2: 5.5% | RP3: 4.8% | RP4: 5.4% | RP5: 5.2% | RP6: 7.1% | RP7: 4.9% | RP8: 3.8% | RP9: 9.1% |
| 2025-26 | RP1: 3.9% | RP2: 3.8% | | | | | | | |

Robertsville



| | | | | | | | | | |
|---------|-----------|-----------|-----------|-----------|-----------|-----------|-----------|-----------|-----------|
| 2021-22 | RP1: 7.2% | RP2: 6.2% | RP3: 6.9% | RP4: 7.3% | RP5: 9.2% | RP6: 8.2% | RP7: 7% | RP8: 8.2% | RP9: 6% |
| 2022-23 | RP1: 6% | RP2: 6.3% | RP3: 6.6% | RP4: 9.8% | RP5: 6.6% | RP6: 8.7% | RP7: 6.5% | RP8: 8.2% | RP9: 6.3% |
| 2023-24 | RP1: 5.8% | RP2: 6.3% | RP3: 7.1% | RP4: 8.7% | RP5: 6.4% | RP6: 7.3% | RP7: 6.9% | RP8: 8.3% | RP9: 7.3% |
| 2024-25 | RP1: 6.2% | RP2: 7.1% | RP3: 7.2% | RP4: 8.8% | RP5: 6.4% | RP6: 8.6% | RP7: 7.2% | RP8: 7.2% | RP9: 5% |
| 2025-26 | RP1: 5% | RP2: 5.2% | | | | | | | |

ORHS



| |
|------|
| Goal |
| 6 |

