

Regular Board of Education Meeting

January 9, 2023 5:00 PM

Robert J. Smallridge School Administration Building

I. Call to Order

II. Pledge of Allegiance

III. Approval of Agenda

IV. Special Reports/Presentations

A. Good News

V. Public Forum

VI. Consent Agenda

A. Board Minutes: 11-21-22

VII. Items for Action

A. Election of Board Chairman

B. Election of Board Vice Chairman

C. FY22 District Audit

D. Resolution in Support of Allowing School Districts Autonomy to Make Retention Decisions for their Third and Fourth Grade Students

E. Board Policy 2.802 Payroll Procedures - First and Second Reading

F. SMASH Bros Club at Oak Ridge High School

G. FY24 New High School Course Requests

H. Addition of a 1.0 FTE Communications Specialist

I. Budget Transfer #1 - First Reading

J. Purchase and Installation of Carpet at RMS Library

K. Purchase of Replacement Fleet Vehicle

L. Purchase of Cooling Towers for ORHS and Robertsville Middle Schools

M. Construction of Baseball Field Bleacher Improvements

VIII. Items for Information

A. Enrollment and Attendance Reports

B. Financial Reports

IX. Items for Discussion

A. Superintendent's Evaluation

X. Old Business

XI. New Business

XII. Communications

XIII. Adjournment



Jefferson Middle School

Congratulations to the JMS FIRST Lego league teams. They competed at the Marble City Qualifier on Saturday, December 3, 2022. The JMS Master Builders won first place in Robot Performance, the RadioActive Brix won first Innovation Project, and the Atomic Eagles won first place champions. Julie Hartye, a parent-volunteer, and mentor for our teams, won the Mentor Award.

Members of the Atomics Eagles are Eleanor Adamson, Ella Bradburn, Halie Campbell, Finnley Mindrup, Hannah Rieger, Samantha Rieger, Tommy Sauer, Harry Shanafield, Natalie Shanafield and Vladik Puchalsky

Members of the Master Builders are Lucy Kilpatrick, Andrew Martin, Larry Nichols, Emmett O'Meara, Norah Price, Ruby Price, Calvin Sizemore and Ethan Schmitt.

Members of the RadioActive Brix are Moira Davis, Ava Hartye, Skyla Hartye, Anna Pickel, Gabe Sherman, Brayden Williamson, Joscelyn Williamson and Nina Vasquez.

Roberstville Middle School

East Tennessee State Band and Orchestra Association recently held auditions for middle school students to participate in an Honor Band Clinic on December 2-3. The auditions were extremely competitive with a limited number of each instrument type being selected. Students could only be placed into one of three bands, Bronze, Silver or Gold.

RMS is pleased to announce 7th grader, Phoebe Holdsworth had a successful audition while participating in this Honor Band. Of the 70+ students across the area that auditioned, she was selected for the ETSBOA Silver band filling the 11th chair. Congratulations, Phoebe!!!

Willow Brook

First graders participated in designing gingerbread houses for *Fantasy of Trees* to raise money for Children's Hospital. All the houses were purchased and raised over \$200 for ETCH!

WBES participated in the Hour of Code the week of December 5th. Scientists from ORNL visited our classrooms in person and virtually while hosting fun coding activities with our students.

WBES hosted a Family Engagement Workshop focused on Benchmark Assessments, Test Taking Tips, etc. Over 30 parents and their students attended. They were able to review and take old benchmark assessments to truly understand what our students are required to learn. The feedback was remarkable!

Good News



Jan 9, 2023

Willow Brook (continued)

The Angel Tree Program was a huge success this year! Over 850 students were able to have a Christmas to remember! Kudos to Mrs. Bruce, Mrs. Gleason and everyone who made this possible for our students and families.

Woodland

We are happy to announce our Woodland Elementary first Lego League team has qualified for the State Championship Competition that will be held in Murfreesboro, TN in February. We are proud to join three teams from Jefferson Middle School as we represent our district on a larger stage. This is the second consecutive year our team has qualified for the State Championship, which very few elementary schools have attained this honor.



Oak Ridge Schools

Business Office

Telephone (865)425-9004

Fax: (865)425-9060

Memorandum

To: Dr. Bruce Borchers, Superintendent

From: Jenifer Van Dyke, Finance Director ^{JVD}

Date: January 9, 2023

RE: Recommendation of Acceptance and Approval of FY'22 Audit

I recommend acceptance and approval of the FY'22 District Audit prepared by Brown, Jake, and McDaniel, PC including the ACFR (Annual Consolidated Financial Reports) for the District. The results of the audit examination continue to reflect an overall commitment by staff to the fiscal management, internal control procedures and oversight, and observance of Board policies and procedures.

Mr. Terry Moats, CPA, CGFM, CGMA a Partner with Brown, Jake and McDaniel, P.C. will be at the Board of Education meeting to provide a brief overview of the audit results and respond to any questions.

Please let me know if you have questions or need additional information.

OAK RIDGE SCHOOLS
(A Department of the City of Oak Ridge, Tennessee)
OAK RIDGE, TENNESSEE

Annual Comprehensive
Financial Report

Year Ended June 30, 2022

and

Independent Auditor's Report

OAK RIDGE SCHOOLS
OAK RIDGE, TENNESSEE

Annual Comprehensive Financial Report

June 30, 2022

TABLE OF CONTENTS

	<u>Page</u>
<u>INTRODUCTORY SECTION</u>	
Letter of Transmittal	1 – 4
Organizational Chart	5
List of Principal Officials	6
<u>FINANCIAL SECTION</u>	
Independent Auditor's Report	7 – 9
Required Supplementary Information:	
Management's Discussion and Analysis	10 – 19
Basic Financial Statements:	
Government-Wide Financial Statements:	
Statement of Net Position	20 – 21
Statement of Activities	22
Fund Financial Statements:	
Balance Sheet – Governmental Funds	23
Reconciliation of the Governmental Funds Balance Sheet to the Statement of Net Position	24
Statement of Revenues, Expenditures and Changes in Fund Balances – Governmental Funds	25
Reconciliation of the Governmental Funds Statement of Revenues, Expenditures and Changes in Fund Balances to the Statement of Activities	26
Statement of Revenues, Expenditures and Changes in Fund Balances – Budget and Actual – Major Governmental Funds	27 – 28
Statement of Fiduciary Net Position – Fiduciary Funds	29
Statement of Changes in Fiduciary Net Position – Fiduciary Funds	30
Notes to Basic Financial Statements	31 – 86
Required Supplementary Information:	
Schedule of Changes in the Net Pension Liability (Asset) and Related Ratios Based on Participation in the Legacy Employee Pension Plan of TCRS	87
Schedule of Oak Ridge School System's Contributions Based on Participation in the Public Employee Pension Plan of TCRS	88
Schedule of Oak Ridge School System's Proportionate Share of the Net Pension Asset – Teacher Legacy Pension Plan of TCRS	89
Schedule of Oak Ridge School System's Contributions – Teacher Legacy Pension Plan of TCRS	90

OAK RIDGE SCHOOLS
OAK RIDGE, TENNESSEE

Annual Comprehensive Financial Report

June 30, 2022

TABLE OF CONTENTS (Continued)

<u>FINANCIAL SECTION (Continued)</u>	<u>Page</u>
Required Supplementary Information (Continued):	
Schedule of Oak Ridge School System's Proportionate Share of the Net Pension Liability (Asset) – Teacher Hybrid Pension Plan of TCRS	91
Schedule of Oak Ridge School System's Contributions – Teacher Hybrid Pension Plan of TCRS	92
Schedule of Changes in the Net Pension Liability (Asset) and Related Ratios Based on Participation in the Hybrid Employee Pension Plan of TCRS	93
Schedule of Oak Ridge School System's Contributions Based on Participation in the Hybrid Employee Pension Plan of TCRS	94
Schedule of Changes in Total OPEB Liability and Related Ratios Based on Participation in the TGOP OPEB Plan	95
Schedule of Changes in Total OPEB Liability and Related Ratios Based on Participation in the TNP OPEB Plan	96
Other Supplementary Information:	
General Purpose School Fund:	
Comparative Balance Sheets	97
Comparative Statements of Revenues, Expenditures and Changes in Fund Balance	98 – 99
Comparative Schedules of Revenues, Expenditures and Changes in Fund Balance – Budget and Actual	100 – 101
School Federal Projects Fund:	
Comparative Balance Sheets	102
Comparative Statements of Revenues, Expenditures and Changes in Fund Balance	103
Comparative Schedules of Revenues, Expenditures and Changes in Fund Balance – Budget and Actual	104
Combining Balance Sheet – Nonmajor Governmental Funds	105
Combining Statement of Revenues, Expenditures and Changes in Fund Balances – Nonmajor Governmental Funds	106
Other Education Special Revenue Funds:	
Comparative Balance Sheets	107
Comparative Statements of Revenues, Expenditures and Changes in Fund Balance	108
Comparative Schedules of Revenues, Expenditures and Changes in Fund Balance – Budget and Actual	109
Extended School Program Fund:	
Comparative Balance Sheets	110
Comparative Statements of Revenues, Expenditures and Changes in Fund Balance	111
Comparative Schedules of Revenues, Expenditures and Changes in Fund Balance – Budget and Actual	112
Central Cafeteria Fund:	
Comparative Balance Sheets	113
Comparative Statements of Revenues, Expenditures and Changes in Fund Balance	114
Comparative Schedules of Revenues, Expenditures and Changes in Fund Balance – Budget and Actual	115

OAK RIDGE SCHOOLS
OAK RIDGE, TENNESSEE

Annual Comprehensive Financial Report

June 30, 2022

TABLE OF CONTENTS (Continued)

	<u>Page</u>
<u>FINANCIAL SECTION (Continued)</u>	
Other Supplementary Information (Continued):	
Internal School Fund:	
Balance Sheet	116
Statement of Revenues, Expenditures and Changes in Fund Balance – Actual	117
Private Purpose Trust and Agency Fund:	
Comparative Statements of Fiduciary Net Position – Fiduciary Fund	118
Comparative Statements of Changes in Fiduciary Net Position – Fiduciary Fund	119
Schedule of Expenditures of Federal and State Awards	120 – 124
Notes to Schedule of Expenditures of Federal and State Awards	125
Schedule of Noncash Federal Awards	126
Schedule of Changes in Long-Term Debt by Individual Issue	127
<u>STATISTICAL SECTION (Unaudited)</u>	
Net Position by Component – Last Ten Fiscal Years	128
Change in Net Position – Last Ten Fiscal Years	129
Fund Balances of Governmental Funds – Last Ten Fiscal Years	130
Changes in Fund Balances of Governmental Funds – Last Ten Fiscal Years	131
Local Tax Revenues by Source of All Governmental Funds – Last Ten Fiscal Years	132
Appraised and Assessed Value of Taxable Property – Last Ten Fiscal Years	133
Property Tax Rates – Direct and Overlapping Governments – Last Ten Fiscal Years	134
Principal Property Taxpayers – Current Tax Year and Nine Years Ago	135
Property Tax Levies and Collections – Last Ten Fiscal Years	136
Direct and Overlapping Local Option Sales Tax Rates – Last Ten Fiscal Years	137
Ratios of Outstanding Debt by Type – Last Ten Fiscal Years	138
Ratios of General Bonded Debt Outstanding – Last Ten Fiscal Years	139
Demographic Statistics – 1980, 1990 and 2000 Census Year Information and Last Ten Fiscal Years	140
Principal Employers – Current Year and Nine Years Ago	141
Full-Time Equivalent School Employees – Last Ten Fiscal Years	142
Enrollment, Membership, and Attendance Data – Last Ten Fiscal Years	143
Capital Assets Statistics by Function – Last Ten Fiscal Years	144
<u>INTERNAL CONTROL AND COMPLIANCE SECTION</u>	
Independent Auditor's Report on Internal Control over Financial Reporting and on Compliance and Other Matters Based on an Audit of Financial Statements Performed in Accordance with <i>Government Auditing Standards</i>	145 – 146
Independent Auditor's Report on Compliance for Each Major Program and on Internal Control over Compliance Required by the Uniform Guidance and Accompanying Schedule of Findings and Questioned Costs	147 – 150
Summary Schedule of Prior Audit Findings	151

INTRODUCTORY SECTION



Oak Ridge Schools

OFFICE OF
Finance Director

Telephone (865) 425-9003

December 2, 2022

Board of Education
Oak Ridge Schools
Oak Ridge, Tennessee

Annual Comprehensive Financial Report: (ACFR)

The Annual Comprehensive Financial Report (“ACFR”) of Oak Ridge Schools (the “Schools”) for the year ended June 30, 2022, is submitted herewith. This report was prepared by the Schools’ Business Services Department. Responsibility for both the accuracy of the presented data and the completeness and fairness of the presentation, including all disclosures, rests with Oak Ridge Schools. Oak Ridge Schools believe the data, as it is presented and has been submitted to the independent auditing firm, is accurate in all material respects; that it is presented in a manner designed to fairly set forth the financial activity of all various funds; and that it contains all disclosures necessary to enable the reader to gain a complete understanding of the Schools’ financial activities. This report includes all funds of the Schools and discusses in greater detail its financial position in the narrative to follow, the introduction, and the additional analysis sections of the analysis that cover the Schools’ financial operating procedures, in addition to the financial highlights.

The ACFR for the year ended June 30, 2022, is presented in accordance with the reporting model adopted by the Governmental Accounting Standards Board (“GASB”) Statement No. 34, Basic Financial Statements—and Management’s Discussion and Analysis—for State and Local Governments issued in June 1999. The presentation of the ACFR includes: The Oak Ridge Schools’ department-wide financial statements, fund financial statements, notes to the financial statements and required supplementary information. An additional section in the ACFR is the introductory section which includes this transmittal letter, the Schools’ organizational chart and a list of principal officials and how corresponding departments are organized to be financially efficient for the betterment of educating our students.

All combined and individual fund statements and schedules as required by law, for all major funds are included, along with required schedules as required by the Tennessee Comptroller of the Treasury. The statistics provided within were selected from all financial and demographic information, generally presented on a multiyear basis. The Schools are required to undergo an annual single audit in conformity with provisions of the Single Audit Act of 1996 and the U.S. Office of Management and Budget Circular A-133, Audits of States, Local Governments and Non-Profit Organizations, and under the direction of the Office of the Comptroller of the Treasury of the State of Tennessee.

Information related to this single audit, including the audit findings and recommendations, and independent auditor’s reports on internal control and compliance with applicable laws and regulations, is included in the Internal Control and Compliance Section.

The remainder of this transmittal highlights the governance structure, the mission, the accomplishments and initiatives, the economic conditions and outlook, and the financial activities of the Schools.

Governance

The governance of the Schools is overseen by a five-member board of education (the “Board”) that is elected by the citizens. Each member is elected to a four-year term with the elections being staggered so that not all positions are voted on during the same year.

Board meetings are scheduled the third Monday of the month and are held in the Schools' Administration Building. Regular work sessions may be scheduled when necessary and held at the Schools' administration building conference room. Special meetings are scheduled as needed and announced in compliance with public notice requirements, never allowing a meeting to be circumvented, but rather simply moved to account for at least one meeting per month on average. The Board has final control over local school matters limited only by the City Charter, state legislature, by the courts, and by the will of the people as expressed in School Board elections. Board decisions are based on majority vote of a quorum of the Board.

In general, the Board adopts policies, sets direction for curriculum, employs the superintendent and oversees the operations of the Schools, including the Business and Operations Department. The Board is also responsible for setting salaries, acting as a board of appeals in personnel and student matters, confirming recommendations for textbook adoptions, and adopting and amending the annual budget as recommended by the Superintendent.

The Board has responsibilities and control over all activities related to the public school education within the City's boundaries. Even though there is considerable association between such other entities as the Anderson and Roane counties Boards of Education, this report is restricted, only, to the actual activities of Oak Ridge Schools.

Vision

Every student prepared for college, career and life success.

Mission

Provide an adaptive and challenging learning environment and instruction that prepares each student for excellence in education and the workplace, while cultivating integrity, responsibility and a sustained passion for continued learning.

History and Outlook

Oak Ridge Schools started on October 4, 1943, when 637 students enrolled in three schools: the High School, Robertsville and Elm Grove. From that date, Oak Ridge Schools have provided quality education and continued the tradition begun during the Manhattan Project.

One reason Alden Blankenship gave for accepting the challenge to be Oak Ridge Schools' first Superintendent of Schools was, "In such a situation it might be possible to make schools real community centers. The program could surely be planned to meet the actual needs of the children. There would be no sacred customs or traditions barring one's way. In spite of the existing shortage of teachers, a system of merit would be established with no political strings attached. Recruiting personnel from all parts of the nation to fit into community of as cosmopolitan a makeup as this promised to be quite an adventure in itself."

That was the beginning. One man saw the possibility and created the vision that was quickly implemented, that was quickly accepted by the administrative staff, parents and teachers alike. It required work, but it provided enormous rewards immediately and ongoing. Nothing like it had ever been attempted before.

Oak Ridge City Historian, Bill Wilcox, has said of those early years, "the bar was set very high those first four formative years in terms of academic standards and expectations." We find the same situation existing today in Oak Ridge Schools. The "bar" of achievement has been raised by new standards being imposed and a changing demographic in our student population. Our schools must respond, as did Blankenship.

Only by having the best staff and teachers, the most engaged parents, the communities and neighborhoods pulling strongly together behind their schools, can Oak Ridge Schools hope to meet the new challenges of higher state standards, changing demographics and the requirement to ensure that all students achieve to their highest potential.

The Oak Ridge Schools started with a most unusual requirement, they had to be top-notch, and absolutely nothing less was acceptable. General Groves demanded it and Blankenship saw to it. Groves was smart enough to give Blankenship his appointment and encouraged him to reach for the sky and he did.

The same is true today for Oak Ridge Schools. Historically, Oak Ridge Schools began with the standards so high that only the very best teachers and administrators could guide the educational process sufficiently to achieve the standards. The children who were placed in the schools by the scientist, engineers, craftsmen, and others who brought their families to Oak Ridge to help win WWII, were obviously given the best education possible at the time.

In the 2022 fiscal year, Oak Ridge City Schools were comprised of a preschool serving 237 students (ages 3-4), four elementary schools serving 1,663 students, two middle schools serving 1,427 students, and one high school serving 1,484 students. With a licensed staff of 393, our 680 employees work hard each day for our students. Eighty-two percent of our teachers hold a master's level degree and above.

Highlights of the Oak Ridge Schools Fiscal Year 2022 Finances

Revenues

The major sources of revenues for Oak Ridge Schools are Anderson and Roane counties, the State of Tennessee, the City of Oak Ridge, and the Federal Government.

County Revenues

County revenues come from two primary sources, property and sales tax, and are allocated to school systems based on their proportion of student attendance. The fiscal year ("FY") 2022 budget contained a projected increase in County funds of \$1,241,415 over the FY 2021 budgeted amount. County funds represented approximately 30.36% of the Oak Ridge Schools FY 2022 adopted budget.

State Revenues

Representing approximately 40.16% of total budget revenues for the Oak Ridge Schools' budget, state funds must be used for programming guidelines of the Education Improvement Act and the BEP 2.0. The Basic Education Program funding ("BEP") is a proportional funding formula based on a number of factors which include: number of certified staff, average daily attendance, and insurance and retirement costs among others. Overall, the projected state funds increased by \$594,000. It should be noted that FY 1998 was the last year our system received BEP phased-in funding increases. Beginning in FY 1999 and in future years, all increases or decreases will be dictated primarily by student enrollment and fluctuations in State funds for teacher salaries and health insurance, etc. BEP 2.0 funding initiatives began in FY 2008 with specific spending requirements.

City Revenues

Funds from the City of Oak Ridge were budgeted with a \$ - 0 - increase for FY 2022 Budget. Overall City funding represents approximately 25.16% of total school revenues.

Staff Development

Oak Ridge Schools believe the key to excellence of our school system will continue to be a highly qualified and dedicated staff with the encouragement and support to pursue innovated learning strategies. The goal of Oak Ridge Schools Professional Development is to improve classroom instructions in order to increase student achievement, student growth, and system-wide cohesion. The budget provides opportunities at both the building level and the system level for staff development tied to district and school goals.

Special Education-At-Risk

Programming and services for special education are available to students who are eligible under one or more of the disability categories identified by IDEA. Certifying specialists address all referrals and determine a child's eligibility using TN standards for Disability Evaluation and Eligibility. Oak Ridge Schools requires special education staff to develop an appropriate Individualized Education Plan (IEP) with direct services, modifications, accommodations, and or/related services. All staff serving on an individual student's team are responsible for the implementation of the IEP.

Technology Initiatives

The Oak Ridge Schools District operates with an annual Technology Plan. This plan calls for continued sustainability of the one to one device initiative for grades K-12, instructional and administrative software, and staff training. The technology department will continue to make technology available, capable, and reliable to students, teachers, administrators, and support staff throughout the system.

Other Information

Internal Controls

An internal controls structure that has been designed, managed and maintained by the Schools is in place to ensure the district's assets are protected from loss, theft and misuse and to ensure that accurate accounting data is compiled in the preparation of the financial statement in conformity with U.S. Generally Accepted Accounting Principles ("GAAP"). The internal control structure is designed to provide reasonable, but not absolute, assurance that these objectives are met. The Business and Support Services organization chart is attached. In complying with GAAP, Oak Ridge Schools implements all applicable GASB accounting pronouncements.

Independent Audit

State law and the City Charter require an annual audit of the accounts and financial records of the Schools by independent certified public accountants selected by the Board of Education. Brown Jake & McDaniel, P.C. has issued an unqualified opinion on the financial statements of Oak Ridge Schools for the year ended in June 30, 2022. The independent auditors' report has been included in this report at the front of the financial section.

Management's Discussion and Analysis ("MD&A")


Generally Accepted Accounting Principles require that management provide a narrative introduction, overview, and analysis to accompany the financial statements in the form of the MD&A. This Letter of Transmittal is designed to complement the MD&A and should be read in conjunction with it. The Schools' MD&A can be found immediately following the Independent Auditor's Report.

Acknowledgements

The preparation of this report on a timely basis could not be accomplished without the efficient and dedicated services of the entire staff of the Business Services Department. We would like to express our appreciation to all members of the department who assisted and contributed to its preparation.

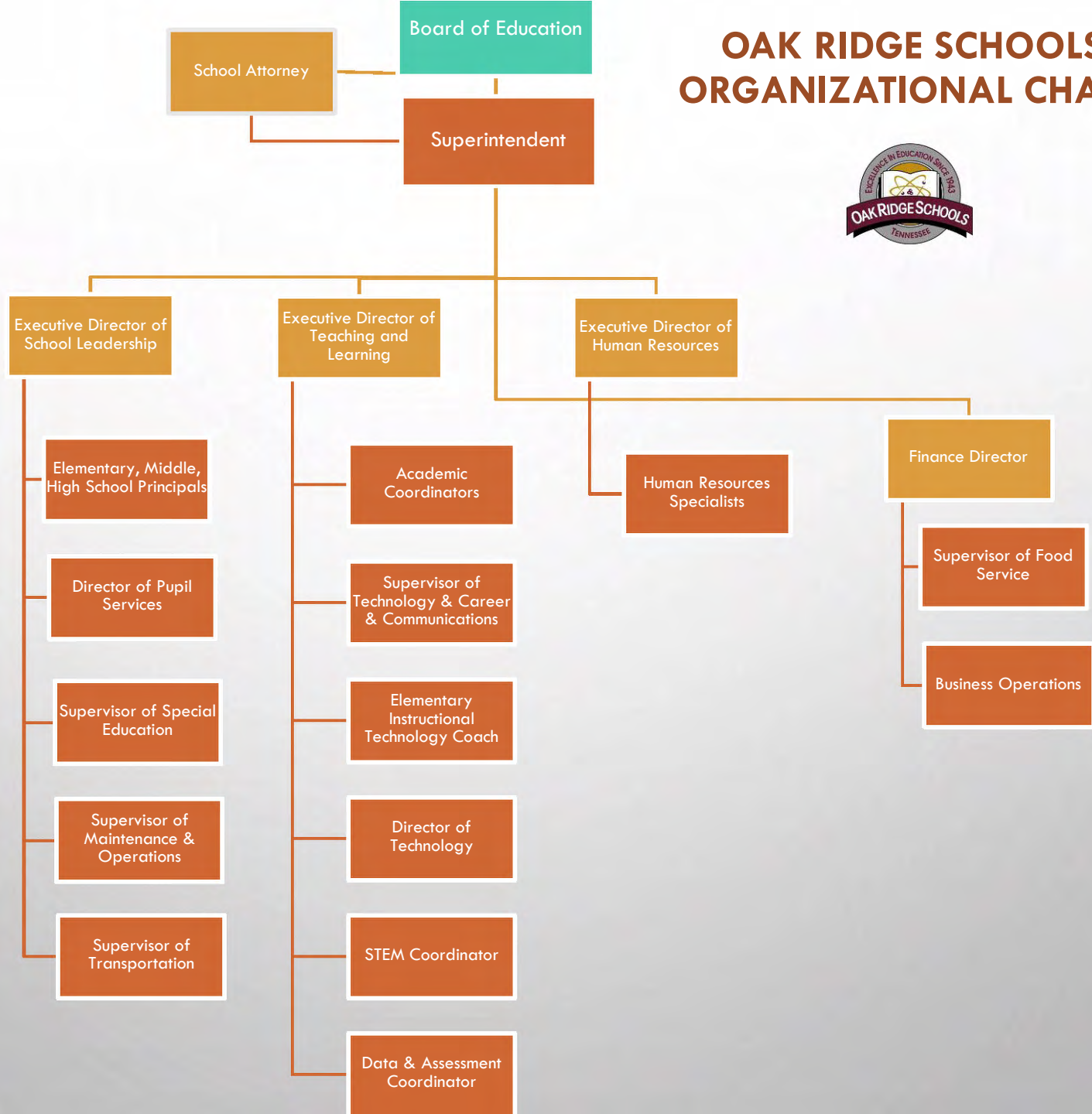
We also wish to thank members of the Board of Education for their continued consideration and support, and for planning and conducting the financial operations of the Schools in a responsible and progressive manner.

Respectfully submitted,



Jenifer Van Dyke
Finance Director

OAK RIDGE SCHOOLS ORGANIZATIONAL CHART



OAK RIDGE SCHOOLS
OAK RIDGE, TENNESSEE

List of Principal Officials

June 30, 2022

Board of Education

Title	Name
Chairman	Keys Fillauer
Vice Chairman	Laura McLean
Board Member	Angi Agle
Board Member	Erin Webb
Board Member	Benjamin J. Stephens

Title	Name
Superintendent of Schools	Bruce Borchers, Ed. D
Executive Director of Teaching and Learning	Kelly Williams, Ed. D
Executive Director of School Leadership	Bruce Lay
Executive Director of Human Resources	Matthew Bradburn
School Attorney	Chris McCarty
Director of Pupil Services	Larrissa Henderson, Ed. D
Director of Technology	Doug Cofer
Finance Director	Jenifer Van Dyke
Supervisor of Career Readiness and Communications	Holly Cross, Ed. D
Supervisor of Data Services	Jeff Edmonds
Supervisor of Food Services	Jennifer Taylor
Supervisor of Maintenance and Operations	Allen Thacker
Supervisor of Special Education	John Stults
Supervisor of Transportation and Safety	Isaac Walton

FINANCIAL SECTION

BROWN JAKE & McDANIEL, PC

CERTIFIED PUBLIC ACCOUNTANTS
 2607 KINGSTON PIKE, SUITE 110
 KNOXVILLE, TENNESSEE 37919-3336
 865/637-8600 • fax: 865/637-8601
 www.bjmpc.com

JOE L. BROWN, CPA, CGFM, CGMA
 FRANK D. McDANIEL, CPA, CGFM, CGMA
 TERRY L. MOATS, CPA, CGFM, CGMA
 JAMES E. BOOHER, CPA, CGMA
 HALEY S. SLAGE, CPA, CGMA

MEMBERS
 AMERICAN INSTITUTE OF
 CERTIFIED PUBLIC ACCOUNTANTS

Independent Auditor's Report

Board of Education
 Oak Ridge Schools
 Oak Ridge, Tennessee

Report on the Audit of the Financial Statements

Opinions

We have audited the accompanying financial statements of the governmental activities, the aggregate discretely presented component unit, each major fund, the aggregate remaining fund information, and the budgetary comparison statements of the General Purpose School Fund and School Federal Projects Fund of the Oak Ridge Schools (the "Schools"), Oak Ridge, Tennessee, a special revenue fund of the City of Oak Ridge, Tennessee, as of and for the year ended June 30, 2022, and the related notes to the financial statements, which collectively comprise the Schools' basic financial statements as listed in the table of contents.

In our opinion, the financial statements referred to above present fairly, in all material respects, the respective financial position of the governmental activities, the aggregate discretely presented component units, each major fund, the aggregate remaining fund information and the respective budgetary comparison statements of the General Purpose School Fund and the School Federal Projects Fund of the Oak Ridge Schools, Oak Ridge, Tennessee, as of June 30, 2022, and the respective changes in financial position thereof for the year then ended in accordance with accounting principles generally accepted in the United States of America.

We did not audit the financial statements of Oak Ridge Public Schools Education Foundation, Inc. (the "Foundation"), a discretely presented component unit, which represents \$5,544,422, \$5,544,422, and \$584,461, respectively, of the assets, net position, and changes in net position (losses) of the discretely presented component unit. as of December 31, 2021, and the respective changes in financial position, and where applicable, cash flows thereof for the year then ended. Those statements were audited by other auditors whose report has been furnished to us, and our opinion, in so far as it relates to the amounts included for the Foundation, is based solely on the report of the other auditors.

Basis for Opinions

We conducted our audit in accordance with auditing standards generally accepted in the United States of America and the standards applicable to financial audits contained in *Government Auditing Standards*, issued by the Comptroller General of the United States. Our responsibilities under those standards are further described in the Auditor's Responsibilities for the Audit of the Financial Statements section of our report. We are required to be independent of the Oak Ridge Schools (the "Schools") and to meet our other ethical responsibilities, in accordance with the relevant ethical requirements relating to our audit. We believe that the audit evidence we have obtained is sufficient and appropriate to provide a basis for our audit opinions.

Emphasis of Matter

As discussed in Note 1, the financial statements of the Schools are intended to present the financial position, and the changes in financial position of only that portion of the governmental activities, discretely presented component units, each major fund, the aggregate remaining fund information of the City of Oak Ridge, Tennessee that is attributable to the transactions of the Schools. They do not purport to, and do not, present fairly the financial position of the City of Oak Ridge, Tennessee as of June 30, 2022, the changes in its financial position, or, where applicable, its cash flows for the year then ended in conformity with accounting

principles generally accepted in the United States of America. Our opinion is not modified with respect to this matter.

Responsibilities of Management for the Financial Statements

Management is responsible for the preparation and fair presentation of these financial statements in accordance with accounting principles generally accepted in the United States of America; this includes the design, implementation, and maintenance of internal control relevant to the preparation and fair presentation of financial statements that are free from material misstatement, whether due to fraud or error.

In preparing the financial statement, management is required to evaluate whether there are conditions or events, considered in the aggregate, that raise substantial doubt about the Oak Ridge Schools (the "Schools") ability to continue as a going concern for twelve months beyond the financial statement date, including any currently known information that may raise substantial doubt shortly thereafter.

Auditor's Responsibilities for the Audit of the Financial Statements

Our objectives are to obtain reasonable assurance about whether the financial statements as a whole are free from material misstatement, whether due to fraud or error, and to issue an auditor's report that includes our opinions. Reasonable assurance is a high level of assurance but is not absolute assurance and therefore is not a guarantee that an audit conducted in accordance with generally accepted auditing standards and *Government Auditing Standards* will always detect a material misstatement when it exists. The risk of not detecting a material misstatement resulting from fraud is higher than for one resulting from error, as fraud may involve collusion, forgery, intentional omissions, misrepresentations, or the override of internal control. Misstatements are considered material if there is a substantial likelihood that, individually or in the aggregate, they would influence the judgment made by a reasonable user based on the financial statements.

In performing an audit in accordance with generally accepted auditing standards and *Government Auditing Standards*, we:

- Exercise professional judgment and maintain professional skepticism throughout the audit.
- Identify and assess the risks of material misstatement of the financial statements, whether due to fraud or error, and design and perform audit procedures responsive to those risks. Such procedures include examining, on a test basis, evidence regarding the amounts and disclosures in the financial statements.
- Obtain an understanding of internal control relevant to the audit in order to design audit procedures that are appropriate in the circumstances, but not for the purpose of expressing an opinion on the effectiveness of the Schools' internal control. Accordingly, no such opinion is expressed.
- Evaluate the appropriateness of accounting policies used and the reasonableness of significant accounting estimates made by management, as well as evaluate the overall presentation of the financial statements.
- Conclude whether, in our judgment, there are conditions or events, considered in the aggregate, that raise substantial doubt about the Schools' ability to continue as a going concern for a reasonable period of time.

We are required to communicate with those charged with governance regarding, among other matters, the planned scope and timing of the audit, significant audit findings, and certain internal control-related matters that we identified during the audit.

Required Supplementary Information

Accounting principles generally accepted in the United States of America require that the management's discussion and analysis on pages 10 through 19 and the required supplementary information on pages 87 through 96 be presented to supplement the basic financial statements. Such information is the responsibility of management and, although not a part of the basic financial statements, is required by the Governmental Accounting Standards Board who considers it to be an essential part of financial reporting for placing the basic financial statements in an appropriate operational, economic, or historical context. We have applied certain limited procedures to the required supplementary information in accordance with auditing standards generally accepted in the United States of America, which consisted of inquiries of management about the

methods of preparing the information and comparing the information for consistency with management's responses to our inquiries, the basic financial statements, and other knowledge we obtained during our audit of the basic financial statements. We do not express an opinion or provide any assurance on the information because the limited procedures do not provide us with sufficient evidence to express an opinion or provide any assurance.

Supplementary Information

Our audit was conducted for the purpose of forming opinions on the financial statements that collectively comprise the Schools' basic financial statements. The schedule of expenditures of federal and state awards and the schedule of noncash federal awards, as required by Title 2 U.S. *Code of Federal Regulations* Part 200, *Uniform Administrative Requirements, Cost Principles, and Audit Requirements for Federal Awards*, are presented for purposes of additional analysis and are not a required part of the basic financial statements. Such information is the responsibility of management and was derived from and relates directly to the underlying accounting and other records used to prepare the basic financial statements. The information has been subjected to the auditing procedures applied in the audit of the basic financial statements and certain additional procedures, including comparing and reconciling such information directly to the underlying accounting and other records used to prepare the basic financial statements or to the basic financial statements themselves, and other additional procedures in accordance with auditing standards generally accepted in the United States of America. In our opinion, the schedule of expenditures of federal and state awards and the schedule of noncash federal awards are fairly stated, in all material respects, in relation to the basic financial statements as a whole.

Other Information

Management is responsible for the other information included in the annual report. The other information comprises the introductory, the other supplementary information and statistical sections but does not include the basic financial statements and our auditor's report thereon. Our opinions on the basic financial statements do not cover the other information, and we do not express an opinion or any form of assurance thereon.

In connection with our audit of the basic financial statements, our responsibility is to read the other information and consider whether a material inconsistency exists between the other information and the basic financial statements, or the other information otherwise appears to be materially misstated. If, based on the work performed, we conclude that an uncorrected material misstatement of the other information exists, we are required to describe it in our report.

Other Reporting Required by Government Auditing Standards

In accordance with *Government Auditing Standards*, we have also issued our report dated December 8, 2022, on our consideration of the Schools' internal control over financial reporting and on our tests of its compliance with certain provisions of laws, regulations, contracts, and grant agreements and other matters. The purpose of that report is solely to describe the scope of our testing of internal control over financial reporting and compliance and the results of that testing, and not to provide an opinion on the effectiveness of the Schools' internal control over financial reporting or on compliance. In accordance with the Uniform Guidance, we have also issued our report dated December 8, 2022 on our consideration of the Schools' internal control over major programs and on our tests of its compliance with certain provisions of laws, regulations, contracts, and grant agreements and other matters. These reports are an integral part of an audit performed in accordance with *Government Auditing Standards* in considering the Schools' internal control over financial reporting and compliance.

Brown Lake + McDaniel, PC

Knoxville, Tennessee
December 8, 2022

**OAK RIDGE SCHOOLS
OAK RIDGE, TENNESSEE**

**MANAGEMENT'S DISCUSSION AND ANALYSIS
FOR THE FISCAL YEAR ENDED JUNE 30, 2022**

As management of Oak Ridge Schools (the "Schools"), we offer readers of the Schools' financials statements this narrative overview and analysis of the financial activities of the Schools for the fiscal year ended June 30, 2022.

Management's Discussion and Analysis ("MD&A") focuses on current year activities and resulting changes. Please consider the information presented here in conjunction with our Letter of Transmittal (beginning page 1) and the Schools' accompanying financial statements (beginning page 20).

INDEPENDENT AUDIT

The unmodified opinion of our independent external auditors, Brown, Jake and McDaniel, P.C., is included in this report on pages 7 through 9.

FINANCIAL HIGHLIGHTS

Highlights of the financial statements for the year ended June 30, 2022, for Oak Ridge Schools are as follows:

- **Net Position.** Total governmental assets and deferred outflows of resources at year-end were \$157.4 million and were more than liabilities and deferred inflows of resources by \$27.7 million. Of the total net position, the Schools had a balance of \$(13.9) million in unrestricted net position. Net position increased from fiscal year ("FY") 2021 to FY 2022 by \$17,909,852.
- **Fund Balances.** At year end, the Schools' governmental funds reported combined ending fund balances of \$20.0 million, of which \$15.5 million is available for spending at the Schools' discretion (unrestricted fund balance).
- **General Purpose School Fund - Fund Balance.** During the current year, total fund balance for the General Purpose School Fund increased by \$3,083,853 to \$16.8 million or 23.2% of current year expenditures. During the current year, unrestricted fund balance for the General Purpose School Fund increased by \$3,681,507 to \$15.3 million or 21.2% of current year expenditures.
- **Governmental Revenues and Expenses.** Governmental revenues were \$91.7 million for FY 2022 and \$84.8 million for FY 2021. Governmental expenses for FY 2022 were \$73.8 million which includes depreciation expense of \$3.8 million.
- **Capital Assets.** Net capital assets increased by \$5.0 million during FY 2022, which was due to current construction in progress.

SUMMARY OF ORGANIZATION

Oak Ridge Schools were established by the City of Oak Ridge, Tennessee (the City) under the provisions of the City's Charter, Article VI, Section 1-18. The City of Oak Ridge is located in Anderson and Roane Counties. The Schools began operations on June 16, 1959.

**OAK RIDGE SCHOOLS
OAK RIDGE, TENNESSEE**

**MANAGEMENT'S DISCUSSION AND ANALYSIS
FOR THE FISCAL YEAR ENDED JUNE 30, 2022**

Prior to this date, the Schools were operated by the U.S. Atomic Energy Commission, from 1943 through June 15, 1959. The Schools are governed by a Board of Education (the "Board") composed of five citizens who live within the City. Board members serve for a term of four years and are elected by citizens via a city-wide vote. The Board hires a School Superintendent who manages the Schools.

The Schools operate seven schools which consist of four elementary, two middle, and one high school. All of the Schools are accredited by the Southern Association of Colleges and Schools (SACS). In addition, the Schools operate a system-wide preschool program and an elementary extended childcare program.

The Schools receive annual funding from the City of Oak Ridge and a pro-rata share of property taxes and local option sales taxes from Anderson and Roane counties based upon weighted average daily attendance. The Oak Ridge City Council annually approves the Schools' appropriations for its five governmental funds.

OVERVIEW OF THE ANNUAL FINANCIAL STATEMENTS

Management's Discussion and Analysis serves as an introduction to the basic financial statements and supplementary information. The MD&A represents management's examination and analysis of the Schools' financial condition and performance. Summary financial statement data, key financial and operational indicators used in the Schools' budget and other management tools were used for this analysis.

The Schools' basic financial statements comprise five main components: (1) departmental-wide financial statements, (2) fund financial statements, (3) notes to the financial statements, (4) required supplementary information, and (5) supplementary section.

Departmental-Wide Financial Statements. The Schools operate under the City Charter and are considered a department of the City; therefore, these financial statements are "blended" within the City's financial statements. The departmental-wide financial statements are designed to provide readers with a broad overview of the Schools' finances, in a manner similar to a private-sector business.

The statement of net position presents information on all of the assets, liabilities and deferred outflows /inflows of the Schools, with the difference reported as net position. Over time, increases or decreases in net position may serve as a useful indicator of whether the financial position of the Schools is improving or deteriorating.

The statement of activities presents information showing how the net position of the Schools changed during the most recent fiscal year. All changes in net position are reported as soon as the underlying event giving rise to the change occurs, regardless of the timing of related cash flows; thus, some revenues and expenses are reported in this statement for items that will only result in cash flows in future fiscal periods (e.g., long-term liabilities).

The departmental-wide financial statements include not only the Board of Education itself (known as the primary department), but also a legally separate component unit, the Oak Ridge Public Schools Education Foundation, Inc. (the "Foundation"), which provides financial support to the

**OAK RIDGE SCHOOLS
OAK RIDGE, TENNESSEE**

**MANAGEMENT'S DISCUSSION AND ANALYSIS
FOR THE FISCAL YEAR ENDED JUNE 30, 2022**

Schools. Financial information for the Foundation is reported separately from the financial information for the primary department.

The departmental-wide financial statements can be found on pages 20 through 22 of this report.

Fund Financial Statements. A fund is a group of related accounts that is used to maintain control over resources that have been segregated for specific activities or objectives. The Schools, like other local governments, use fund accounting to ensure and demonstrate compliance with finance-related legal requirements. All of the funds of the Schools can be divided into three categories: governmental funds, proprietary funds, and fiduciary funds.

Governmental Funds. Governmental funds are used to account for essentially the same functions reported as governmental activities in the departmental-wide financial statements. However, unlike the departmental-wide financial statements, governmental fund financial statements focus on near-term inflows and outflows of spendable resources, as well as on balances of spendable resources available at the end of the fiscal year. Such information may be useful in evaluating the government's near-term financing requirements.

Because the focus of governmental funds is narrower than that of the departmental-wide financial statements, it is useful to compare the information presented for governmental funds with similar information presented for governmental activities in the departmental-wide financial statements. By doing so, readers may better understand the long-term impact of the government's near-term financing decisions. Both the governmental fund balance sheet and the governmental fund statement of revenues, expenditures, and changes in fund balance provide a reconciliation to facilitate this comparison between governmental funds and governmental activities.

The Schools maintain five individual governmental funds. Information is presented separately in the governmental fund balance sheet and in the governmental fund statement of revenues, expenditures, and changes in fund balances for the General Purpose Schools Fund and School Federal Projects Fund, each of which are considered to be major funds. The Schools' three non-major funds are the Other Education Special Revenue Fund, the Extended School Program Fund, and Central Cafeteria Fund.

The basic governmental fund financial statements, and reconciliations to the government-wide financial statements can be found on pages 23 through 26 of this report.

Budget to Actual Comparison - Major Funds. The Schools adopt an annual appropriated budget for all governmental funds. A budgetary comparison statement has been provided for the General Purpose School Fund and the School Federal Projects Fund (major funds) to demonstrate compliance with this budget. Budget to actual comparison for the major funds can be found on pages 27 through 28 of this report.

Fiduciary Funds. Fiduciary funds are used to account for resources held for the benefit of parties outside the governmental entity. Fiduciary funds are not reflected in the departmental-wide financial statement because the Schools cannot use these funds to finance its operations.

**OAK RIDGE SCHOOLS
OAK RIDGE, TENNESSEE**

**MANAGEMENT'S DISCUSSION AND ANALYSIS
FOR THE FISCAL YEAR ENDED JUNE 30, 2022**

The Schools use a private purpose trust fund to account for the college scholarships which are awarded to graduating seniors on an annual basis. The basic fiduciary fund financial statements can be found on pages 29 and 30 of this report.

Notes to the Financial Statements: The notes provide additional information that is essential for a full understanding of the data provided in the departmental-wide and fund financial statements. The notes to the financial statements can be found on pages 31 through 86 of this report.

Required Supplementary Information (RSI): This information provides various schedules related to the Tennessee Consolidated Retirement System ("TCRS") plans for the Schools' personnel. Also included are schedules related to the TGOP OPEB Plan and the TNP OPEB Plan for retirees which can be found on pages 95 and 96 of this report.

Supplementary Section: This information provides comparative financial statements for individual funds, schedules of expenditures of federal and state awards and noncash federal awards. The supplementary information can be found on pages 97 through 126 of this report.

DEPARTMENTAL-WIDE FINANCIAL ANALYSIS

As noted earlier, net position may serve over time as a useful indicator of a government's financial position. The Schools' governmental-type assets and deferred outflows of resources were greater than liabilities and deferred inflows by \$27.7 million for June 30, 2022, and assets and deferred outflows of resources were greater than liabilities and deferred inflows by \$9.8 million for June 30, 2021, respectively.

**Table 1
Net Position**

	<u>2022</u>	<u>2021</u>	<u>Increase (Decrease)</u>	<u>Percentage Change</u>
Assets				
Current and Other Assets	\$ 65,335,884	\$ 27,318,842	\$ 38,017,042	139.16%
Capital Assets	75,998,162	71,030,230	4,967,932	6.99%
Total Assets	<u>\$ 141,334,046</u>	<u>\$ 98,349,072</u>	<u>\$ 42,984,974</u>	<u>43.71%</u>
Deferred Outflows of Resources	<u>\$ 16,032,118</u>	<u>\$ 8,126,904</u>	<u>\$ 7,905,214</u>	<u>97.27%</u>
Liabilities				
Current Liabilities	\$ 10,249,005	\$ 9,871,008	\$ 377,997	3.83%
Noncurrent Liabilities	81,686,228	81,151,692	534,536	0.66%
Total Liabilities	<u>\$ 91,935,233</u>	<u>\$ 91,022,700</u>	<u>\$ 912,533</u>	<u>1.00%</u>
Deferred Inflows of Resources	<u>\$ 37,749,444</u>	<u>\$ 5,681,641</u>	<u>\$ 32,067,803</u>	<u>564.41%</u>
Net Position				
Net Investment in Capital Assets	\$ (3,622,970)	\$ (8,264,370)	\$ 4,641,400	-56.16%
Restricted	45,201,090	11,235,693	33,965,397	302.30%
Unrestricted	(13,896,633)	6,800,312	(20,696,945)	-304.35%
Total Net Position	<u>\$ 27,681,487</u>	<u>\$ 9,771,635</u>	<u>\$ 17,909,852</u>	<u>183.28%</u>

**OAK RIDGE SCHOOLS
OAK RIDGE, TENNESSEE**

**MANAGEMENT'S DISCUSSION AND ANALYSIS
FOR THE FISCAL YEAR ENDED JUNE 30, 2022**

By far the largest portion of the Schools' net position reflects its net investment in capital assets (e.g., land, buildings, machinery, and equipment), less any related debt used to acquire those assets that is still outstanding. The Schools use these capital assets to provide services to students; consequently, these assets are not available for future spending. Although the Schools' investment in its capital assets is reported net of related debt, it should be noted that the resources needed to repay this debt must be provided from the City, since the capital assets themselves cannot be used to liquidate these liabilities.

The unrestricted net position may be used to meet the Schools' obligations to students, employees, and creditors as well as help fund next year's budget.

The Schools' governmental change in net position increased by \$17,909,852 and \$9,680,993, during FY 2022 and FY 2021, respectively.

**Table 2
Statement of Revenues, Expenses and Change in Net Position**

	<u>2022</u>	<u>2021</u>	<u>Increase (Decrease)</u>	<u>Percentage Change</u>
Revenues				
Program Revenues:				
Charges for Services	\$ 563,868	\$ 469,020	\$ 94,848	20.22%
Operating Grants and Contributions	41,138,256	32,726,675	8,411,581	25.70%
General Revenues:				
Property Taxes	12,607,917	11,702,900	905,017	7.73%
Other Local Taxes	8,715,098	8,118,281	596,817	7.35%
Investment Income	68,824	92,158	(23,334)	-25.32%
Investment Income (Loss) - Change in Fair Value of Derivative Interest Rate Swaps	-	8,617,220	(8,617,220)	-100.00%
OPEB Income	359,914	300,817	59,097	19.65%
Pension Income	5,548,592	-	5,548,592	>100.00%
Contributions	12,868	228,094	(215,226)	-94.36%
Miscellaneous	414,164	359,861	54,303	15.09%
Transfer to City for Debt Service	(707,205)	(287,205)	(420,000)	146.24%
Transfers from the City's General Fund	22,959,335	22,448,191	511,144	2.28%
Total Revenues	<u>91,681,631</u>	<u>84,776,012</u>	<u>6,905,619</u>	<u>8.15%</u>
Program Expenses				
Instructional	40,040,318	37,718,145	2,322,173	6.16%
Support Services	25,355,564	24,154,069	1,201,495	4.97%
Non-Instructional	5,119,594	4,393,093	726,501	16.54%
Other Capital Outlay	772,813	58,308	714,505	1225.40%
Internal School Fund	1,025,326	780,618	244,708	31.35%
Interest on Long-Term Debt	1,458,164	7,990,786	(6,532,622)	-81.75%
Total Expenses	<u>73,771,779</u>	<u>75,095,019</u>	<u>(1,323,240)</u>	<u>-1.76%</u>
Change in Net Position	17,909,852	9,680,993	8,228,859	85.00%
Beginning Net Position	<u>9,771,635</u>	<u>90,642</u>	<u>9,680,993</u>	<u>-</u>
Ending Net Position	<u>\$ 27,681,487</u>	<u>\$ 9,771,635</u>	<u>\$ 17,909,852</u>	<u>183.28%</u>

The change in net position in FY 2022 increased by 85% mostly due to increased pension income and decreased interest on long-term debt.

**OAK RIDGE SCHOOLS
OAK RIDGE, TENNESSEE**

**MANAGEMENT'S DISCUSSION AND ANALYSIS
FOR THE FISCAL YEAR ENDED JUNE 30, 2022**

Revenues. The Tennessee Education Improvement Act ("EIA") of 1992 established the Tennessee Basic Education Program ("BEP") as the funding formula for kindergarten through grade twelve education in Tennessee. The components of the formula are grouped into two categories for determining the state and local share of formula funding in each school system: classroom and non-classroom. The EIA requires the state to pay 75% of the statewide cost of the classroom components and 50% of the statewide cost of the non-classroom components.

The split within the BEP formula between funding for classroom and non-classroom components has remained fairly constant at the statewide and at the system level, with classroom components making up about 70% of the total. The split between classroom and non-classroom categories in actual local spending varies from that in the BEP formula for several reasons. For example, the BEP formula does not include the cost of local salary supplements. As a result, the actual percent of funds spent in the classroom category may be greater than the percentage of the BEP formula that falls into the classroom category. The Schools' BEP revenues during FY 2022 and FY 2021 were \$23,708,368 and \$23,279,248, respectively, representing a 1.8% increase.

Local taxes which consist of Anderson County and Roane County property taxes and local option sales taxes were \$21,323,015 in FY 2022 and \$19,821,180 in FY 2021, for a 7.6% increase.

Expenses. Annual cash payments from the City's General Fund were \$22,959,335 for FY 2022 and \$15,493,963 for FY 2021, resulting in a 48.2% increase.

Annual payments from the City's Debt Service Fund were \$7,285,286 during FY 2022 and \$6,604,939 during FY 2021 for principal and interest payments related to City-issued school debt for a 10.3% decrease.

The City also issued school debt totaling \$5,520,000 and used those funds and existing cash from other bond issues to refund existing debt of \$0 and for capital improvements totaling \$6,080,087 during FY 2022.

Instructional expenses represent the largest category for FY 2022 and FY 2021 with expenses of \$40,040,318 and \$37,718,145, respectively, which is 54.2% and 50% of total expenses in FY 2022 and FY 2021, respectively.

FINANCIAL ANALYSIS OF THE SCHOOLS' FUNDS

As noted earlier, the Schools use fund accounting to ensure and demonstrate compliance with finance and related legal requirements.

Governmental Funds. The focus of the Schools' governmental funds is to provide information on near-term inflows, outflows, and balances of spendable resources. Such information is useful in assessing the Schools' financing requirements. In particular, unassigned fund balance may serve as a useful measure of the Schools' net resources available for spending at the end of the fiscal year.

**OAK RIDGE SCHOOLS
OAK RIDGE, TENNESSEE**

**MANAGEMENT'S DISCUSSION AND ANALYSIS
FOR THE FISCAL YEAR ENDED JUNE 30, 2022**

As of June 30, 2022, the Schools' governmental funds reported a combined fund balance of \$19,965,984, an increase of \$4,018,981 from the previous year. The unassigned fund balance of \$12,240,768 is 61.3% of the combined fund balances. The unassigned fund balance is available for spending at the Schools' discretion. Pursuant to GASB Statement No. 54, the remainder of the fund balance is classified as nonspendable - \$33,069, restricted for a specific purpose per enabling legislation (Career Ladder/Extended Contract and Support Services/Non-instructional) - \$1,924,736, \$1,097,819 for Internal School Funds, restricted bond proceeds - \$836,534, restricted Stabilization Reserve Trust - \$589,634 and unspent for a specific purpose per action by the Board of Education - \$3,243,424.

**Table 3
Balance Sheets - Governmental Funds**

	<u>2022</u>	<u>2021</u>
Total Assets	\$ 26,896,073	\$ 21,279,236
Total Liabilities and Deferred Inflows of Resources	\$ 6,930,089	\$ 5,332,233
Fund Balances:		
Nonspendable	33,069	41,978
Restricted	4,448,723	4,151,875
Committed	3,243,424	429,885
Unassigned	12,240,768	11,323,265
Total Fund Balances	<u>19,965,984</u>	<u>15,947,003</u>
Total Liabilities, Deferred Inflows of Resources and Fund Balances	<u>\$ 26,896,073</u>	<u>\$ 21,279,236</u>

**Table 4
Statements of Revenues, Expenditures and Changes
in Fund Balance - Governmental Funds**

	<u>2022</u>	<u>2021</u>
Revenues		
Local Taxes	\$ 21,323,015	\$ 19,821,180
Charges for Services	888,294	700,478
Other Local Sources	141,432	367,897
State of Tennessee - BEP	23,708,368	23,279,248
State of Tennessee - Other	1,368,788	1,185,950
Federal Government	14,922,571	7,464,559
Other Local Revenues	1,053,980	730,330
SRT Investment Income	27,883	73,380
Other	86,665	73,967
Total Revenues	<u>63,520,996</u>	<u>53,696,989</u>
Expenditures		
Instructional	39,194,042	36,421,605
Support Services	25,733,060	24,532,122
Non-Instructional	6,331,221	5,641,357
Capital Outlays	9,110,536	2,585,290
Debt Service	7,285,286	6,604,939
Total Expenses	<u>87,654,145</u>	<u>75,785,313</u>
Total Other Financing Sources (Uses) - Net	<u>28,152,130</u>	<u>22,160,986</u>
Net Changes in Fund Balances	4,018,981	72,662
Beginning Fund Balance	<u>15,947,003</u>	<u>15,874,341</u>
Ending Fund Balance	<u>\$ 19,965,984</u>	<u>\$ 15,947,003</u>

**OAK RIDGE SCHOOLS
OAK RIDGE, TENNESSEE**

**MANAGEMENT'S DISCUSSION AND ANALYSIS
FOR THE FISCAL YEAR ENDED JUNE 30, 2022**

General Purpose School Fund. The General Purpose School Fund is the main operating fund of the Schools. At June 30, 2022, unrestricted fund balance was \$15,336,354 while total fund balance was \$16,767,922. As a measure of the fund's liquidity, it may be useful to compare both unrestricted fund balance and total fund balance to total expenditures. Unrestricted fund balance represents 21.2% of total general purpose school fund expenditures. The total fund balance represents 23.2% of total general purpose school fund expenditures.

The fund balance of the Schools' General Purpose School Fund increased by \$3,083,853 during the current fiscal year. A few highlights of the General Purpose School Funds are as follows:

- Revenues and other net financing sources were \$76,161,328 for FY 2022 and \$112,684,624 for FY 2021, a decrease of \$36,523,296 due primarily to a bond issue used to refund existing bonds in the prior year.
- Expenditures and other financing uses were \$73,077,475 for FY 2022 and \$112,718,333 for FY 2021, a decrease of \$39,640,858 due primarily to a bond issue used to refund existing bonds in the prior year.
- Instructional expenditures represent 46.1% of the total expenditures for FY 2022 and 50.2% for FY 2021.

School Federal Projects Fund. The School Federal Projects Fund, which accounts for a majority of the Schools' federal grants, reported expenditures of \$5,874,088 for 2022 and \$5,358,149 for 2021, with a net increase of \$515,939.

MAJOR FUNDS BUDGETARY HIGHLIGHTS

The General Purpose School Fund's fund balance increased \$3,083,853 which was due in large part to the Schools debt service and capital asset acquisition activity in the prior year.

The General Purpose School Fund's budgetary comparison statements are on pages 100 and 101.

The School Federal Projects Fund had (\$5.3) million less than budgeted in revenues and (\$5.1) million less than budgeted in expenditures in 2022.

The School Federal Project Fund's budgetary comparison statements are on page 104.

CAPITAL ASSETS

The Schools' investment in capital assets for its governmental activities as of June 30, 2022, was \$151.6 million with accumulated depreciation of \$75.6 million resulting in a net book value of \$76.0 million. The majority of net capital assets are land, buildings, and related improvements, which were \$72.8 million or 95.8% of total net capital assets.

The majority of capital asset activity is due to capital projects at various schools.

Additional information on the Schools' capital assets can be found in Note 4 to the financial statements.

**OAK RIDGE SCHOOLS
OAK RIDGE, TENNESSEE**

**MANAGEMENT'S DISCUSSION AND ANALYSIS
FOR THE FISCAL YEAR ENDED JUNE 30, 2022**

LONG-TERM DEBT AND OTHER LONG-TERM LIABILITIES

Total long-term debt at June 30, 2022 and 2021, was \$79.6 million and \$79.3 million, respectively. Total long-term debt increased from FY 2021 to FY 2022 by \$0.3 million.

Total other long-term liabilities at June 30, 2022 and 2021, were \$7.5 million and \$7.3 million, respectively. Total other long-term liabilities increased from FY 2021 to FY 2022 by \$0.2 million.

Additional information on the Schools' long-term debt and other long-term liabilities can be found in Notes 5, 6, 7, 8, 16 and 18 to the financial statements.

ENROLLMENT

The Schools' enrollment has remained steady since FY 2003. Current enrollment is 4,811 for FY 2022 compared to 4,628 for FY 2021. Due to projected new residential developments, management is closely monitoring various factors affecting future enrollment.

ECONOMIC FACTORS AND NEXT YEAR'S BUDGET

During the preparation of the FY 2023 budget, the following major assumptions were used.

- FY 2023 budgeted expenditures for the General Purpose School Fund were \$64.8 million.
- Compensation and benefits budgeted in FY 2023 for employees increased by \$1,427,444 over the prior year.
- For FY 2023, the Schools have projected no increase in dental, vision, or life insurance premiums, but a 3.0% increase in health insurance premiums. A projected TCRS employer contribution rate of 8.69% for certified (teachers) staff and 6.18% for non-certified (support) staff was used.

FINAL COMMENTS

The entire Oak Ridge School District (all four elementary schools, two middle schools, and the high school) are STEM Certified by AdvancED. It is the first entire district to be certified in the State of Tennessee and the second entire district in the world. Our focus on STEM demonstrates our continued commitment to ensure every Oak Ridge student is prepared for college, career, and life success.

**OAK RIDGE SCHOOLS
OAK RIDGE, TENNESSEE**

**MANAGEMENT'S DISCUSSION AND ANALYSIS
FOR THE FISCAL YEAR ENDED JUNE 30, 2022**

The Oak Ridge School District was born in the shadow of the Manhattan Project in 1943. Like the project that brought together the nation's greatest minds for a common goal, the school system set the bar high for educational excellence from the beginning. Oak Ridge Schools offer a challenging STEM curriculum with a deliberate focus on collaboration, communication, critical thinking, and creativity to ensure success for every student.

CONTACTING THE SCHOOLS

This financial report is designed to provide our citizens, parents, students, creditors, and regulatory agencies with an overview of the Schools' finances. If you have any questions about this report or need additional information, you may contact the Schools as follows:

Ms. Jenifer Van Dyke
Finance Director
Oak Ridge Schools
304 New York Avenue, Oak Ridge, Tennessee 37830
865-425-9004
www.ortn.edu

OAK RIDGE SCHOOLS
OAK RIDGE, TENNESSEE

Statement of Net Position

June 30, 2022

	Departmental - Governmental Activities	Component Unit - Foundation
<u>ASSETS AND DEFERRED OUTFLOWS OF RESOURCES</u>		
Current assets:		
Cash and cash equivalents	\$ 16,033,179	\$ 185,096
Investments, at fair value	-	4,309,758
Accounts receivable	605,327	-
Grants receivable	364,497	-
Due from other governments	2,140,109	-
Other accounts receivable	-	22,259
Inventory	-	18,286
Prepaid items	7,315	-
	19,150,427	4,535,399
Total current assets		
Restricted assets:		
Cash and cash equivalents	3,154,781	-
Investment - Stabilization Reserve Trust	589,634	-
Accounts receivable	5,542	-
Grants receivable	1,683,133	-
Inventory	27,669	-
	5,460,759	-
Total restricted assets		
Capital assets:		
Land	156,355	-
Construction in progress	6,685,183	-
Building and equipment - net of accumulated depreciation	69,156,624	-
	75,998,162	-
Total capital assets		
Other assets:		
Net pension asset	40,724,698	-
Unconditional promises to give, net	-	40,925
Investments - endowment, at fair value	-	968,098
	40,724,698	1,009,023
Total other assets		
Total non-current assets	116,722,860	1,009,023
Total assets	141,334,046	5,544,422
Deferred outflows of resources:		
Pension contributions subsequent to the measurement date - pension	3,181,437	-
Contributions subsequent to the measurement date - OPEB	193,629	-
Changes in proportionate and differences between contributions and proportionate share of contributions - pension	20,389	-
Changes in proportionate share of liability - OPEB	123,498	-
Change in assumptions - pension	10,435,063	-
Change in assumptions - OPEB	709,312	-
Differences between expected and actual experience - pension	261,540	-
Differences between expected and actual experience - OPEB	1,107,250	-
Differences between projected and actual earnings on pension plan investments	-	-
	16,032,118	-
Total deferred outflows of resources		

(Continued)

OAK RIDGE SCHOOLS
OAK RIDGE, TENNESSEE

Statement of Net Position
(Continued)

June 30, 2022

	Departmental - Governmental Activities	Component Unit - Foundation
<u>LIABILITIES, DEFERRED INFLOWS OF RESOURCES AND NET POSITION</u>		
Current liabilities (payable from current assets):		
Accounts payable	\$ 417,075	\$ -
Retainage payable	423,887	-
Accrued interest payable - long-term debt	171,156	-
Accrued salaries and benefits	3,549,350	-
Current portion of other long-term liabilities	509,819	-
Current portion of long-term debt	4,945,223	-
Current liabilities (payable from restricted assets):		
Accounts payable	83,469	-
Accrued salaries and benefits	149,026	-
	10,249,005	-
Total current liabilities (payable from current assets)		
Non-current liabilities:		
Net OPEB liability	6,537,967	-
Long-term debt	74,675,909	-
Other long-term liabilities	472,352	-
	81,686,228	-
Total non-current liabilities		
Total liabilities	91,935,233	-
Deferred inflows of resources:		
Advance payments - school food service	22,170	-
Other deferred inflows of resources	225	-
Debt refunding	230,679	-
Differences between expected and actual experience - pension	3,008,389	-
Differences between expected and actual experience - OPEB	1,109,768	-
Changes in proportionate and differences between contributions and proportionate share of contributions - pension	210,128	-
Changes in proportionate share of liability - OPEB	435,250	-
Changes in assumptions - OPEB	418,970	-
Investment earnings	32,313,865	-
	37,749,444	-
Total deferred inflows of resources		
Net position:		
Net investment in capital assets	(3,622,970)	-
Restricted	45,201,090	837,704
Unrestricted	(13,896,633)	4,706,718
	27,681,487	5,544,422
Total net position	\$ 27,681,487	\$ 5,544,422

The accompanying notes are an integral
part of these financial statements.

OAK RIDGE SCHOOLS
OAK RIDGE, TENNESSEE

Statement of Activities

Year Ended June 30, 2022

Functions/Programs	Expenses	Program Revenues			Net Revenue (Expense) and Change in Net Position	
		Charges for Services	Operating Grants and Contributions	Capital Grants and Contributions	Departmental Governmental Activities	Component Unit - Foundation
Governmental Activities						
Instructional	\$ 40,040,318	\$ 344,829	\$ 34,381,981	\$ -	\$ (5,313,508)	\$ -
Support services	25,355,564	-	1,313,881	-	(24,041,683)	-
Non-instructional	5,119,594	219,039	4,388,414	-	(512,141)	-
Other capital outlay	772,813	-	-	-	(772,813)	-
Internal school fund	1,025,326	-	1,053,980	-	28,654	-
Interest on long-term debt	1,458,164	-	-	-	(1,458,164)	-
Total governmental activities	<u>\$ 73,771,779</u>	<u>\$ 563,868</u>	<u>\$ 41,138,256</u>	<u>\$ -</u>	<u>(32,069,655)</u>	<u>-</u>
Component Unit						
Foundation	<u>\$ 95,026</u>	<u>\$ -</u>	<u>\$ -</u>	<u>\$ 145,373</u>	<u>-</u>	<u>50,347</u>
General revenues:						
					12,607,917	-
					8,714,780	-
					318	-
					68,824	583,882
					12,868	-
					359,914	-
					5,548,592	-
					414,164	-
					-	(49,768)
					(707,205)	-
					22,959,335	-
					<u>49,979,507</u>	<u>534,114</u>
					17,909,852	584,461
					9,771,635	4,959,961
					<u>\$ 27,681,487</u>	<u>\$ 5,544,422</u>

The accompanying notes are an integral part of these financial statements.

OAK RIDGE SCHOOLS
OAK RIDGE, TENNESSEE

Balance Sheet - Governmental Funds

June 30, 2022
(With Comparative Totals for June 30, 2021)

	Major Funds			Total (Memorandum Only)	
	General Purpose School Fund	School Federal Projects Fund	Other Nonmajor Funds	2022	2021
<u>ASSETS</u>					
Cash and cash equivalents	\$ 16,033,179	\$ -	\$ -	\$ 16,033,179	\$ 12,778,567
Accounts receivable	605,327	-	-	605,327	39,290
Grants receivable	364,497	-	-	364,497	200,767
Investments	-	-	-	-	-
Advances to other funds	1,434,333	-	-	1,434,333	854,372
Due from governmental units	2,140,109	-	-	2,140,109	1,988,526
Prepaid items	5,400	1,915	-	7,315	2,115
Restricted assets:					
Cash and cash equivalents	836,534	-	2,318,247	3,154,781	3,655,193
Investment - Stabilization Reserve Trust	589,634	-	-	589,634	452,740
Accounts receivable	-	-	5,542	5,542	6,496
Grants receivable	-	1,584,823	98,310	1,683,133	1,111,330
Inventory	-	-	27,669	27,669	39,863
Advances to other funds	-	-	850,554	850,554	149,977
Total assets	\$ 22,009,013	\$ 1,586,738	\$ 3,300,322	\$ 26,896,073	\$ 21,279,236
<u>LIABILITIES, DEFERRED INFLOWS OF RESOURCES AND FUND BALANCES</u>					
Liabilities:					
Accounts payable	\$ 417,075	\$ -	\$ -	\$ 417,075	\$ 390,506
Retainage payable	423,887	-	-	423,887	48,077
Accrued salaries and benefits	3,549,350	-	-	3,549,350	3,613,912
Liabilities (payable from restricted assets):					
Accounts payable	-	9,672	73,797	83,469	136,374
Accrued salaries and benefits	-	142,733	6,293	149,026	104,324
Due to other funds	850,554	1,434,333	-	2,284,887	1,004,349
Deferred revenue	-	-	-	-	-
Total liabilities	5,240,866	1,586,738	80,090	6,907,694	5,297,542
Deferred inflows of resources	225	-	22,170	22,395	34,691
Fund balances:					
Nonspendable - prepaid expenditures	5,400	-	-	5,400	2,115
Nonspendable - inventories	-	-	27,669	27,669	39,863
Restricted - career ladder/extended contract	-	-	-	-	-
Restricted - support services/ non-instructional	-	-	1,924,736	1,924,736	1,055,603
Restricted for education	-	-	1,097,819	1,097,819	1,069,165
Restricted - bond proceeds	836,534	-	-	836,534	1,574,367
Restricted - Stabilization Reserve Trust	589,634	-	-	589,634	452,740
Unrestricted:					
Committed	3,095,586	-	147,838	3,243,424	429,885
Unassigned	12,240,768	-	-	12,240,768	11,323,265
Total fund balances*	16,767,922	-	3,198,062	19,965,984	15,947,003
Total liabilities, deferred inflows of resources and fund balances	\$ 22,009,013	\$ 1,586,738	\$ 3,300,322	\$ 26,896,073	\$ 21,279,236

*Includes unspent bond proceeds of \$836,534

The accompanying notes are an integral part of these financial statements.

OAK RIDGE SCHOOLS
OAK RIDGE, TENNESSEE

Reconciliation of the Governmental Funds Balance Sheet
to the Statement of Net Position

June 30, 2022

Total fund balances--governmental funds		\$ 19,965,984
Capital assets used in governmental activities are not financial resources and, therefore, are not reported as assets in governmental funds. The cost of the assets is \$151,587,800 and the accumulated depreciation is (\$75,589,638).		75,998,162
The net pension asset is not an available resource and, therefore, is not reported in the funds:		40,724,698
Deferred outflows and inflows of resources are reported on the Statement of Net Position for future inflow or outflow of resources that are not reported on the governmental funds balance sheet:		
Deferred outflows of resources:		
Pension contributions subsequent to the measurement date - pension	\$ 3,181,437	
Contributions subsequent to the measurement date - OPEB	193,629	
Changes in proportionate and differences between contributions and proportionate share of contributions - pension	20,389	
Changes in proportionate and differences between contributions and proportionate share of contributions - OPEB	123,498	
Change in assumptions - pension	10,435,063	
Change in assumptions - OPEB	709,312	
Differences between expected and actual experience - pension	261,540	
Differences between expected and actual experience - OPEB	1,107,250	
Differences between projected and actual earnings on pension plan investments	(32,313,865)	
Deferred inflows of resources:		
Differences between expected and actual experience - pension	(3,008,389)	
Differences between expected and actual experience - OPEB	(1,109,768)	
Changes in proportionate and differences between contributions and proportionate share of contributions - pension	(210,128)	
Changes in proportionate and differences between contributions and proportionate share of contributions - OPEB	(435,250)	
Changes in assumptions - OPEB	(418,970)	
Bond refunding	<u>(230,679)</u>	(21,694,931)
Long-term liabilities, including bonds and notes payable, are not due and payable in the current period and, therefore, are not reported as liabilities in the funds. These liabilities consist of:		
General obligation bonds	(64,094,571)	
Notes payable	(7,052,288)	
Bond discounts and premiums, net	(6,037,639)	
Accrued interest payable - bonds and notes	(171,156)	
Capitalized outlay obligations	(2,436,634)	
Other post employment benefit obligations (OPEB)	(6,537,967)	
Compensated absences	(394,737)	
Termination benefits	<u>(587,435)</u>	<u>(87,312,427)</u>
Total net position--governmental activities		<u>\$ 27,681,486</u>

The accompanying notes are an integral part of these financial statements.

OAK RIDGE SCHOOLS
OAK RIDGE, TENNESSEE

Statement of Revenues, Expenditures and Changes in Fund Balances - Governmental Funds

Year Ended June 30, 2022
(With Comparative Totals for the Year Ended June 30, 2021)

	Major Funds			Total	
	General Purpose	School Federal	Other	(Memorandum Only)	
	School Fund	Projects Fund	Nonmajor Funds	2022	2021
Revenues:					
Property taxes	\$ 12,607,917	\$ -	\$ -	\$ 12,607,917	\$ 11,702,900
Local option sales taxes	8,714,780	-	-	8,714,780	8,117,997
Mixed drink taxes	318	-	-	318	278
Local mineral severance taxes	-	-	-	-	5
Charges for services	346,784	-	541,510	888,294	700,478
Other local sources	111,307	-	30,125	141,432	367,897
State of Tennessee - BEP	23,708,368	-	-	23,708,368	23,279,248
State of Tennessee - other	1,247,576	-	121,212	1,368,788	1,185,950
Federal government	36,815	11,622,021	3,263,735	14,922,571	7,464,559
Other local revenues	-	-	1,053,980	1,053,980	730,330
SRT investment income	27,883	-	-	27,883	73,380
Other	84,550	-	2,115	86,665	73,967
Total revenues	46,886,298	11,622,021	5,012,677	63,520,996	53,696,989
Expenditures:					
Current:					
Instructional:					
Regular instruction	26,530,158	4,263,682	-	30,793,840	28,777,978
Alternative school	819,702	-	-	819,702	805,109
Special education	4,390,673	782,236	-	5,172,909	5,138,000
Technology and career	1,579,421	828,170	-	2,407,591	1,700,518
Total instructional	33,319,954	5,874,088	-	39,194,042	36,421,605
Support services:					
Health services	110,355	1,004,900	-	1,115,255	612,478
Other student support	1,647,398	368,861	103,610	2,119,869	2,404,620
Instructional staff	3,147,027	1,356,502	-	4,503,529	3,582,065
Special education	803,695	273,852	-	1,077,547	1,108,041
Technology and career	141,455	2,284	-	143,739	112,985
Technology services	2,499,398	2,078	-	2,501,476	2,530,669
Communications	125,082	-	-	125,082	115,598
Board of Education	1,113,713	-	-	1,113,713	1,161,343
Office of superintendent	354,862	-	-	354,862	351,001
Office of principal	3,909,592	12,878	-	3,922,470	3,843,817
Fiscal services	852,285	-	-	852,285	838,966
Human resources/personnel	417,703	-	-	417,703	407,890
Operation of plant	4,164,154	-	-	4,164,154	4,305,529
Maintenance of plant	1,733,606	-	-	1,733,606	1,647,131
Transportation	1,562,603	25,167	-	1,587,770	1,509,989
Total support services	22,582,928	3,046,522	103,610	25,733,060	24,532,122
Non-instructional:					
Food service	-	-	2,574,210	2,574,210	1,873,262
Operation of non-instructional services	-	-	1,025,326	1,025,326	780,618
Community service / early childhood education	-	1,230,429	438,401	1,668,830	1,511,372
Other	-	-	-	-	319,199
Pre-K program - grant	459,659	-	-	459,659	460,111
Pre-K program - local	603,196	-	-	603,196	696,795
Total non-instructional	1,062,855	1,230,429	4,037,937	6,331,221	5,641,357
Other capital outlay:					
Capital outlay	7,961,483	1,149,053	-	9,110,536	2,585,290
Debt service:					
Principal on capitalized leases	243,276	-	-	243,276	240,864
Interest on capitalized leases	25,692	-	-	25,692	28,104
Principal on bonds and notes payable	4,841,365	-	-	4,841,365	4,321,020
Interest on bonds and notes payable	2,174,953	-	-	2,174,953	2,014,951
Total debt service	7,285,286	-	-	7,285,286	6,604,939
Total expenditures	72,212,506	11,300,092	4,141,547	87,654,145	75,785,313
Revenues over (under) expenditures	(25,326,208)	321,929	871,130	(24,133,149)	(22,088,324)
Other financing sources (uses):					
Transfers in - from city	22,959,335	-	-	22,959,335	22,448,191
Transfers in - other funds	331,929	-	73,998	405,927	219,815
Transfers out - other funds	(73,998)	(321,929)	(10,000)	(405,927)	(219,815)
Transfers out - debt service to City	(707,205)	-	-	(707,205)	(287,205)
Bond refunding	-	-	-	-	(38,924,088)
Cost of issuance	(46,513)	-	-	(46,513)	(269,741)
Underwriter's discount	(37,253)	-	-	(37,253)	(238,295)
Swap termination fees	-	-	-	-	(5,654,750)
Contribution from City	-	-	-	-	9,088
Bond premiums	463,766	-	-	463,766	4,632,786
Bond proceeds	5,520,000	-	-	5,520,000	40,445,000
Total other financing sources (uses)	28,410,061	(321,929)	63,998	28,152,130	22,160,986
Net change in fund balances	3,083,853	-	935,128	4,018,981	72,662
Fund balance, beginning	13,684,069	-	2,262,934	15,947,003	15,874,341
Fund balance, ending*	\$ 16,767,922	\$ -	\$ 3,198,062	\$ 19,965,984	\$ 15,947,003

*Includes unspent bond proceeds of \$836,534.

The accompanying notes are an integral part of these financial statements.

OAK RIDGE SCHOOLS
OAK RIDGE, TENNESSEE

Reconciliation of the Governmental Funds Statement of Revenues, Expenditures
and Changes in Fund Balances to the Statement of Activities

Year Ended June 30, 2022

Total net change in fund balances--governmental funds		\$ 4,018,981
Capital outlays are reported in governmental funds as expenditures. However, in the statement of activities, the cost of those assets is allocated over their useful lives as depreciation expense. This is the amount by which depreciation expense (\$3,753,157) is less than capital outlays \$8,721,089.		4,967,932
Repayment of bond principal is an expenditure in the governmental funds, but the repayment reduces long-term liabilities in the statement of net position.		
Principal refunding and repayments		5,084,641
Bond proceeds		(5,520,000)
Amortization of bond premiums and debt refunding		831,311
Change in accrued interest payable on long-term debt that is not due and payable in the current period and therefore is not reported with the funds		(5,065)
Deferred inflows/outflows:		
In the governmental funds, pension contributions are reported as an expenditure when they are due and payable. However, in the statement of activities, pension expense consists of reporting certain changes in the net pension liability (asset) of the government.		9,222,403
In the governmental funds, OPEB contributions are reported as an expenditure when they are due and payable. However, in the statement of activities, OPEB expense consists of reporting certain changes in the total OPEB liability (asset) of the government.		(263,308)
In the governmental funds, the effect of issuance costs, premiums, discounts, and similar items when debt is first issued, whereas these amounts are deferred and amortized in the statement of activities. This amount is the net effect of these differences in the treatment of long-term debt and related items.		(463,766)
Governmental funds report compensated absences and termination benefits that mature or are used shortly after year end as an expenditure. However, the long-term portion is not reported in the governmental funds.		
Compensated absences	\$ 66,678	
Termination benefits	<u>(29,957)</u>	36,721
Rounding		<u>2</u>
Changes in net position of governmental activities		<u>\$ 17,909,852</u>

The accompanying notes are an integral
part of these financial statements.

OAK RIDGE SCHOOLS
OAK RIDGE, TENNESSEE

Statement of Revenues, Expenditures, and Changes in Fund Balances - Budget and Actual
Major Governmental Funds

For Fiscal Year Ended June 30, 2022

	General Purpose School Fund				School Federal Projects Fund			
	Original Budget	Final Budget	2022 Actual	Variance with Final Budget	Original Budget	Final Budget	2022 Actual	Variance with Final Budget
Revenues:								
Property taxes	\$ 11,945,577	\$ 11,945,577	\$ 12,607,917	\$ 662,340	\$ -	\$ -	\$ -	\$ -
Local option sales taxes	6,748,319	6,748,319	8,714,780	1,966,461	-	-	-	-
Mixed drink taxes	125	125	318	193	-	-	-	-
Local mineral severance taxes	125	125	-	(125)	-	-	-	-
Charges for services	267,500	267,500	346,784	79,284	-	-	-	-
Other local sources	367,500	194,793	111,307	(83,486)	-	-	-	-
State of Tennessee - BEP	23,721,000	23,721,000	23,708,368	(12,632)	-	-	-	-
State of Tennessee - other	1,004,300	1,576,978	1,247,576	(329,402)	-	-	-	-
Federal government	25,000	25,000	36,815	11,815	12,266,732	16,930,529	11,622,021	(5,308,508)
SRT investment income	-	-	27,883	27,883	-	-	-	-
Other	76,272	79,327	84,550	5,223	-	-	-	-
Total revenues	44,155,718	44,558,744	46,886,298	2,327,554	12,266,732	16,930,529	11,622,021	(5,308,508)
Expenditures:								
Instructional:								
Regular instruction	27,699,122	27,726,951	26,530,158	(1,196,793)	5,125,000	5,960,705	4,263,682	(1,697,023)
Alternative school	844,781	841,981	819,702	(22,279)	-	-	-	-
Special education	4,576,538	4,579,038	4,390,673	(188,365)	900,000	1,353,665	782,236	(571,429)
Technology and career	1,490,375	1,599,226	1,579,421	(19,805)	260,000	1,292,366	828,170	(464,196)
Other	960,000	274,449	-	(274,449)	1,500,000	-	-	-
Total instructional	35,570,816	35,021,645	33,319,954	(1,701,691)	7,785,000	8,606,736	5,874,088	(2,732,648)
Support services:								
Health services	640,640	129,176	110,355	(18,821)	15,000	1,129,448	1,004,900	(124,548)
Other student support	1,665,611	1,685,074	1,647,398	(37,676)	765,000	708,462	368,861	(339,601)
Instructional staff	3,075,152	3,320,340	3,147,027	(173,313)	1,700,000	2,382,669	1,356,502	(1,026,167)
Special education	856,577	854,077	803,695	(50,382)	290,000	392,303	273,852	(118,451)
Technology and career	125,751	145,707	141,455	(4,252)	10,000	2,284	2,284	-
Technology services	2,625,333	2,612,834	2,499,398	(113,436)	2,000	7,917	2,078	(5,839)
Communications	122,201	125,612	125,082	(530)	-	-	-	-
Board of education	1,048,860	1,059,610	1,113,713	54,103	-	-	-	-
Office of superintendent	366,944	368,945	354,862	(14,083)	-	-	-	-
Office of principal	4,034,433	4,017,017	3,909,592	(107,425)	-	-	12,878	12,878
Fiscal services	913,397	922,957	852,285	(70,672)	-	-	-	-
Human resources/personnel	436,091	433,512	417,703	(15,809)	-	-	-	-
Operation of plant	4,318,042	4,239,216	4,164,154	(75,062)	-	164	-	(164)
Maintenance of plant	1,888,612	1,824,962	1,733,606	(91,356)	-	-	-	-
Transportation	1,607,692	1,790,455	1,562,603	(227,852)	355,000	332,028	25,167	(306,861)
Food service	-	-	-	-	-	5,746	-	(5,746)
Total support services	23,725,336	23,529,494	22,582,928	(946,566)	3,137,000	4,961,021	3,046,522	(1,914,499)

(Continued)

OAK RIDGE SCHOOLS
OAK RIDGE, TENNESSEE

Statement of Revenues, Expenditures, and Changes in Fund Balances - Budget and Actual
Major Governmental Funds (Continued)

For Fiscal Year Ended June 30, 2022

	General Purpose School Fund				School Federal Projects Fund			
	Original Budget	Final Budget	2022 Actual	Variance with Final Budget	Original Budget	Final Budget	2022 Actual	Variance with Final Budget
Expenditures (continued):								
Non-instructional:								
Community services	\$ -	\$ -	\$ -	\$ -	\$ 1,044,732	\$ 1,312,529	\$ 1,230,429	\$ (82,100)
Other	-	-	-	-	-	-	-	-
Pre-k program - grant	470,421	459,659	459,659	-	-	-	-	-
Pre-k program - local	751,651	682,012	603,196	(78,816)	-	-	-	-
Total non-instructional	<u>1,222,072</u>	<u>1,141,671</u>	<u>1,062,855</u>	<u>(78,816)</u>	<u>1,044,732</u>	<u>1,312,529</u>	<u>1,230,429</u>	<u>(82,100)</u>
Other capital outlay:								
Capital outlay	977,205	2,205,045	7,961,483	5,756,438	-	1,479,406	1,149,053	(330,353)
Debt service:								
Principal on capitalized leases	-	-	243,276	243,276	-	-	-	-
Interest on capitalized leases	-	-	25,692	25,692	-	-	-	-
Principal on bonds and notes payable	-	-	4,841,365	4,841,365	-	-	-	-
Interest on bonds and notes payable	-	-	2,174,953	2,174,953	-	-	-	-
Total debt service	<u>-</u>	<u>-</u>	<u>7,285,286</u>	<u>7,285,286</u>	<u>-</u>	<u>-</u>	<u>-</u>	<u>-</u>
Total expenditures	<u>61,495,429</u>	<u>61,897,855</u>	<u>72,212,506</u>	<u>10,314,651</u>	<u>11,966,732</u>	<u>16,359,692</u>	<u>11,300,092</u>	<u>(5,059,600)</u>
Revenues over (under) expenditures	<u>(17,339,711)</u>	<u>(17,339,111)</u>	<u>(25,326,208)</u>	<u>(7,987,097)</u>	<u>300,000</u>	<u>570,837</u>	<u>321,929</u>	<u>(248,908)</u>
Other financing sources (uses):								
Transfers in - from city	15,493,963	15,493,963	22,959,335	7,465,372	-	-	-	-
Transfer in - other funds	300,000	300,000	331,929	31,929	-	-	-	-
Transfers out - other funds	(76,784)	(77,384)	(73,998)	3,386	(300,000)	(570,837)	(321,929)	248,908
Transfer out - debt service to City	-	-	(707,205)	(707,205)	-	-	-	-
Bond refunding	-	-	-	-	-	-	-	-
Cost of issuance	-	-	(46,513)	(46,513)	-	-	-	-
Underwriter's discount	-	-	(37,253)	(37,253)	-	-	-	-
Swap termination fees	-	-	-	-	-	-	-	-
Contribution from City	-	-	-	-	-	-	-	-
Bond premiums	-	-	463,766	463,766	-	-	-	-
Bond proceeds	-	-	5,520,000	-	-	-	-	-
Total other financing sources - net	<u>15,717,179</u>	<u>15,716,579</u>	<u>28,410,061</u>	<u>7,173,482</u>	<u>(300,000)</u>	<u>(570,837)</u>	<u>(321,929)</u>	<u>248,908</u>
Net change in fund balances	<u>\$ (1,622,532)</u>	<u>\$ (1,622,532)</u>	<u>3,083,853</u>	<u>\$ (813,615)</u>	<u>\$ -</u>	<u>\$ -</u>	<u>-</u>	<u>\$ -</u>
Fund balance, beginning			<u>13,684,069</u>					
Fund balance, ending*			<u>\$ 16,767,922</u>					

*Includes unspent bond proceeds of \$836,534.

The accompanying notes are an integral part of these financial statements.

OAK RIDGE SCHOOLS
OAK RIDGE, TENNESSEE

Statement of Fiduciary Net Position
Fiduciary Funds

June 30, 2022

<u>ASSETS</u>	<u>Private Purpose Trust - Scholarship Fund</u>	<u>Total Funds</u>
Cash and cash equivalents	\$ 87,284	\$ 87,284
Total assets	<u>\$ 87,284</u>	<u>\$ 87,284</u>
 <u>LIABILITIES AND NET POSITION</u>		
Liabilities (payable from current assets):		
Accounts payable	<u>\$ -</u>	<u>\$ -</u>
Total liabilities	<u>-</u>	<u>-</u>
Net position:		
Held in trust for scholarships	<u>87,284</u>	<u>87,284</u>
Total net position	<u>87,284</u>	<u>87,284</u>
Total liabilities and net position	<u>\$ 87,284</u>	<u>\$ 87,284</u>

The accompanying notes are an integral
part of these financial statements.

OAK RIDGE SCHOOLS
OAK RIDGE, TENNESSEE

Statement of Changes in Fiduciary Net Position
Fiduciary Funds

Year Ended June 30, 2022

	Private Purpose Trust - Scholarship Fund	Total Funds
<u>ADDITIONS</u>		
Investment income	\$ 182	\$ 182
Contributions	500	500
Total additions	682	682
<u>DEDUCTIONS</u>		
Scholarship awards	1,600	1,600
Total deductions	1,600	1,600
Change in net position	(918)	(918)
Net position, beginning of year	88,202	88,202
Net position, end of year	\$ 87,284	\$ 87,284

The accompanying notes are an integral
part of these financial statements.

OAK RIDGE SCHOOLS
OAK RIDGE, TENNESSEE

Notes to Basic Financial Statements

June 30, 2022

1. Summary of Significant Accounting Policies

(a) Financial Reporting Entity

The Oak Ridge Board of Education (the "Schools") was established by the City of Oak Ridge, Tennessee (the "City") under the provisions of the City's Charter, Article VI, Sections 1-18.

Oak Ridge Schools operate eight schools which consist of one preschool, four elementary, two middle and one high school. All of the schools, with the exception of the preschool, are accredited by the Southern Association of Colleges and Schools ("SACS"). The School System is responsible for the public education of children in grades K through 12 who reside within the boundaries of the City of Oak Ridge. Students who live outside the city limits may attend, subject to space availability and the payment of tuition.

The Schools are a department of the City of Oak Ridge and are not a separate legal entity. Therefore, the Schools' financial statements are also included in the City's Annual Comprehensive Financial Report ("ACFR"). The Schools' departmental-wide financial statements will be blended within the City's ACFR in accordance with Governmental Accounting Standards Board ("GASB") Statement No. 14. In accordance with the City's Charter, the City Council approves and issues long-term debt, such as bonds and notes payable to provide the financing for the acquisition and construction of the Schools' facilities.

The financial statements present only the Oak Ridge Schools and are not intended to present fairly the financial position of the City of Oak Ridge, Tennessee, or the results of its operations and cash flows of its proprietary fund in conformity with generally accepted accounting principles.

Discretely Presented Major Component Units

Oak Ridge Public Schools Education Foundation, Inc. (the "Foundation") is a not-for-profit organization exempt from federal income taxes under Internal Revenue Code Section 501(c)(3). The Foundation's primary mission is to enhance, promote and support the City of Oak Ridge Schools. The Foundation receives donations and pledges from individuals, corporations and other donors. The Schools do not appoint or approve the Foundation's budget or Board of Directors. However, since the Foundation's main purpose is to provide financial support to the Schools, this meets the definition of a component unit in accordance with GASB Statement No. 39, *Determining Whether Certain Organizations are Component Units*, paragraph five.

The Foundation has been reported in the Schools' departmental-wide financial statements as a major component unit. The Foundation has been audited by a separate certified public accounting firm for the year ended December 31, 2021. The Schools have included the Foundation's results with a different year-end in accordance with GASB Statement No. 14, *The Financial Reporting Entity*, paragraph 59. The Foundation published separate financial statements and may be obtained from:

Ms. Jessica Steed
Oak Ridge Public Schools Education Foundation, Inc.
MS-22, P.O. Box 117
Oak Ridge, TN 37831 (865) 241-3667

OAK RIDGE SCHOOLS
OAK RIDGE, TENNESSEE

Notes to Basic Financial Statements
(Continued)

1. Summary of Significant Accounting Policies (Continued)

(b) Basis of Presentation

The Schools follows Governmental Accounting Standards Board standards for external financial reporting for all state and local governmental entities, which includes a statement of net position, a statement of activities and changes in net position. These standards require the classification of net position into three components – net investment in capital assets; restricted; and unrestricted. The classifications are defined as follows:

- Net investment in capital assets - This component of net position consists of capital assets, including restricted capital assets, net of accumulated depreciation and reduced by the outstanding balances of any bonds, mortgages, notes or other borrowings that are attributable to the acquisition, construction or improvements of those assets. If there are significant unspent related debt proceeds at year-end, the portion of the debt attributable to the unspent proceeds are not included in the calculation of net investment in capital assets. Rather, that portion of the debt is included in the same net position component as the unspent proceeds.
- Restricted - This component of net position consists of constraints placed on net asset use through external constraints imposed by creditors (such as through debt covenants), grantors, contributors, or laws or regulations of other governments or constraints imposed by law through constitutional provisions or enabling legislation.
- Unrestricted net position - This component of net position consists of net position that does not meet the definition of "restricted" or "net investment in capital assets."

The Schools basic financial statements consist of government-wide statements, including a statement of net position and a statement of activities, and fund financial statements, which provide a more detailed level of financial information.

1. **Government-Wide Financial Statements:**

The statement of net position and the statement of activities display information about the Schools as a whole.

The statement of net position presents the financial condition of the governmental activities of the Schools at year-end. The statement of activities presents a comparison between direct expenses and program or function of the Schools' governmental activities.

Direct expenses are those that are specifically associated with a service, program or department and therefore clearly identifiable to a particular function. Program revenues include charges paid by the recipient of the goods or services offered by the program, grants and contributions that are restricted to meeting the operational or capital requirements of a particular program and interest earned on grants that is required to be used to support a particular program. Revenues, which are not classified as program revenues, are presented as general revenues of the Schools. The comparison of direct expenses with program revenues identifies the extent to which each governmental function is self-financing or draws from the general revenues of the Schools.

OAK RIDGE SCHOOLS
OAK RIDGE, TENNESSEE

Notes to Basic Financial Statements
(Continued)

1. Summary of Significant Accounting Policies (Continued)

(b) Basis of Presentation (Continued)

2. **Fund Financial Statements:**

During the year, the Schools segregate transactions related to certain school functions or activities in separate funds in order to aid financial management and to demonstrate legal compliance. Fund financial statements are designed to present financial information of the Schools at this detailed level. The focus of governmental fund financial statements is on major funds. Each major fund is presented in a separate column. Nonmajor funds are aggregated and presented in a single column. The following are the Schools' funds:

Major Funds:

The General Purpose School Fund is the main operating fund of the Schools. It is used to account for all financial resources except those required to be accounted for in another fund. Revenues are received from local taxes, state and federal revenues and charges for services.

The School Federal Projects Fund is used to account for the proceeds of federal award grant programs requiring separate accounting because of legal or regulatory provisions or administrative action.

Non-Major Funds:

The Other Education Special Revenue Fund is used to account for the activities assisting at risk children and their families. The fund accounts for the Family Resource Center and the Safe Schools Act activities which are funded by federal awards.

The Extended School Program Fund is used to account for the fees collected for the Schools' extended child care program.

The Central Cafeteria Fund is used to account for the activities related to food services. The revenue also supports preparing and serving regular and incidental meals, lunches, or snacks in connection with school activities and food delivery. Revenue is collected in the form of meal charges, fees for special events and programs, and state and federal reimbursements under the national school lunch and breakfast programs.

Oak Ridge Schools Internal School Funds ("ORS-ISF") is used to account for the funds held at individual schools for which all earnings and resources of the fund are used to benefit the students.

The Schools' fiduciary funds are the following private purpose trust and agency funds:

The Scholarship Fund is used to account for resources legally held in trust for use of scholarship awards. All resources of the fund, including investment earnings, may be used for scholarship awards.

OAK RIDGE SCHOOLS
OAK RIDGE, TENNESSEE

Notes to Basic Financial Statements
(Continued)

1. Summary of Significant Accounting Policies (Continued)

(c) Fund Accounting

The Schools use funds to maintain its financial records during the fiscal year. A fund is defined as a fiscal and accounting entity with a self-balancing set of accounts.

Governmental Funds:

Governmental funds are those through which most governmental functions typically are financed. Governmental fund reporting focuses on the sources, uses and balances of current financial resources. Expendable assets are assigned to the various governmental funds according to the purposes for which they may or must be used. Current liabilities are assigned to the fund from which they will be paid. The difference between governmental fund assets and liabilities is reported as fund balance.

Special Revenue Funds account for revenue derived from specific sources that are restricted by legal and regulatory provisions to finance specific activities. The Special Revenue Funds are the General Purpose School Fund, the School Federal Projects Fund, the Other Education Special Revenue Fund, the Extended School Program Fund, the Central Cafeteria Fund, and the Internal School Fund.

Proprietary Funds are used to account for activities that are similar to activities that may be performed by a commercial enterprise.

Proprietary funds distinguish operating revenues and expenses from non-operating items. Operating revenues and expenses generally result from providing services and producing and delivering goods in connection with a proprietary fund's principal ongoing operations. Operating expenses for internal service funds include the cost of sales and services, administrative expenses and depreciation on capital assets. All revenues and expenses not meeting this definition are reported as non-operating revenues and expenses.

Proprietary fund operating revenues, such as charges for services, result from exchange transactions associated with the principal activity of the fund. Exchange transactions are those in which each party receives and gives up essentially equal values. Non-operating revenues, such as investment earnings, result from non-exchange transactions or ancillary activities.

Fiduciary Funds account for assets held by the Schools in a trustee capacity or as an agent on behalf of others. Trust funds account for assets held by the government under the terms of a formal trust agreement.

(d) Measurement Focus

1. **Government-Wide Financial Statements:**

The government-wide financial statements are prepared using the economic resources measurement focus and the accrual basis of accounting, as are the proprietary and fiduciary fund financial statements. Revenues are recorded when earned and expenses are recorded when incurred, regardless of the timing of the related cash flows. All assets and liabilities associated with the operation of the Schools are included on the statement of net position.

OAK RIDGE SCHOOLS
OAK RIDGE, TENNESSEE

Notes to Basic Financial Statements
(Continued)

1. Summary of Significant Accounting Policies (Continued)

(d) Measurement Focus (Continued)

2. **Fund Financial Statements:**

All governmental funds are accounted for using a flow of current financial resources measurement focus and the modified accrual basis of accounting. With this measurement focus, only current assets and current liabilities generally are included on the balance sheet. The statement of revenues, expenditures and changes in fund balances reports on the sources (i.e., revenues and other financing sources) and uses (i.e., expenditures and other financing uses) of current financial resources. This approach differs from the manner in which the governmental activities of the government-wide financial statements are prepared. Governmental fund financial statements therefore include a reconciliation with brief explanations to better identify the relationship between government-wide statements and the statements for governmental funds.

(e) Component Unit

The Oak Ridge Public Schools Education Foundation, Inc. follows the Schools' proprietary fund type measurement focus and basis of accounting, the accrual basis of accounting.

(f) Fund Balance

Governmental funds, in the fund financial statements, report reservations of fund balances for amounts that are not available for appropriation and/or legally restricted by outside third-parties for specific purposes. In accordance with GASB 54, the governmental funds report fund balances in classifications that comprise a hierarchy based primarily on the extent to which the Schools are bound to honor constraints on the specific purposes for which amounts in those funds can be spent. The categories of fund balance are as follows:

- Nonspendable – This classification includes amounts that cannot be spent because they are either (a) not in spendable form or (b) legally or contractually required to be maintained intact. Fund balances reported as non-spendable represent amounts for inventory, prepaid expenditures, encumbrances, advances to other funds and noncurrent notes receivables.
- Restricted – Fund balance is reported as restricted when constraints placed on the use of resources are either (a) externally imposed by creditors (such as through debt covenants), grantors, contributors or laws or regulations of other governments; or (b) imposed by law through constitutional provisions or enabling legislation (such as through state statutes).
- Committed – Amounts that can only be used for specific purposes pursuant to constraints imposed by formal action, either ordinance or resolution, of the Board of Education (the "Board") level of decision-making authority, are reported as committed fund balance. Committed fund balance also incorporates contractual obligations to the extent that existing resources in the fund have been specifically committed for use in satisfying those contractual requirements. Amounts classified as committed are not subject to legal enforceability like restricted resources; however, they cannot be used for any other purposes unless the Board removes or changes the commitment by taking the same action it employed to impose the commitment.

OAK RIDGE SCHOOLS
OAK RIDGE, TENNESSEE

Notes to Basic Financial Statements
(Continued)

1. Summary of Significant Accounting Policies (Continued)

(f) Fund Balance (Continued)

- Assigned – This classification consists of all fund balances that are not in the General Purpose School Fund or classified as nonspendable, restricted or committed. In addition, General Purpose School Fund balances that the School intends to use for specific purposes as approved by the Board or management are also classified as assigned. The Board has a fund balance policy that allows assigned amounts to be re-assigned by the Board, or management.
- Unassigned – This classification consists of all fund balances in the General Purpose School Fund that are not reported as nonspendable, restricted, committed or assigned.

The Schools' policy is to expend any available restricted, committed or assigned resources, in that order, prior to expending unassigned resources.

(g) Minimum Fund Balance

State statutes require the General Purpose School Fund to maintain a minimum unrestricted fund balance of 3% of current year's expenditures. For the current fiscal year ended June 30, 2022, the Schools met the minimum fund balance as required by state law.

(h) Basis of Accounting

Basis of accounting determines when transactions are recorded in the financial records and reported on the financial statements. Governmental funds use the modified accrual basis of accounting. Fiduciary funds use the accrual basis of accounting. Differences in the accrual and the modified accrual basis of accounting arise in the recognition of revenue, the recording of deferred revenue, and in the presentation of expenses versus expenditures.

1. Revenues - Exchange and Nonexchange Transactions:

Revenue resulting from exchange transactions, in which each party gives and receives essentially equal value, is recorded on the accrual basis when the exchange takes place. On a modified accrual basis, revenue is recorded in the fiscal year in which the resources are measurable and become available. Available means that the resources will be collected within the current fiscal year or are expected to be collected soon enough thereafter to be used to pay liabilities of the current fiscal year. For the Schools, available means expected to be received within sixty days of fiscal year-end.

Nonexchange transactions, in which the Schools receive value without directly giving equal value in return, include grants, entitlements and donations. Revenue from grants, entitlements and donations is recognized in the fiscal year in which all eligibility requirements have been satisfied. Eligibility requirements include timing requirements, which specify the year when the resources are required to be used or the fiscal year when use is first permitted, matching requirements, in which the Schools must provide local resources to be used for a specified purpose, and expenditure requirements, in which the resources are provided to the Schools on a reimbursement basis. On a modified accrual basis, revenue from nonexchange transactions must also be available before it can be recognized.

Under the modified accrual basis, the following revenue sources are considered to be both measurable and available at fiscal year-end: charges for services, interest income, grants and intergovernmental revenue.

OAK RIDGE SCHOOLS
OAK RIDGE, TENNESSEE

Notes to Basic Financial Statements
(Continued)

1. Summary of Significant Accounting Policies (Continued)

(h) Basis of Accounting (Continued)

2. **Expenses/Expenditures:**

On the accrual basis of accounting, expenses are recognized at the time they are incurred.

The measurement focus of governmental fund accounting is on decreases in net financial resources (expenditures) rather than expenses. Expenditures are generally recognized in the accounting period in which the related fund liability is incurred, if measurable. Allocation of costs, such as depreciation and amortization, are not recognized in governmental funds.

(i) Encumbrances

Encumbrance accounting, under which purchase orders, contracts and other commitments for the expenditure of monies are recorded in order to reserve that portion of the applicable appropriation, is employed as an extension of formal budgetary integration in the governmental funds. Encumbered appropriations for funds do not lapse at the end of the fiscal year. Encumbrances outstanding at year-end are reported as nonspendable fund balances since they do not constitute expenditures or liabilities. There were no outstanding encumbrances at June 30, 2022.

(j) Budgets and Basis of Budgeting

The Oak Ridge Schools' budget process is initiated each year by the various programs, principals and staff of each school as well as the preparation of the budgets by each special department within the two major governmental funds of the school system. These budgets include staff requirements, materials and supply needs, capital and replacement equipment needs, and special requests associated with the operation of the school system. School unit budgets are submitted to the Executive Director of School Leadership for review and compilation. Other departments submit their budgets directly to the Finance Director for review and compilation. On or about February 1, all budgets are submitted to the Superintendent of Schools on the required forms and in a predetermined format. The budget review process by the Superintendent, Executive Directors, Finance Director, and department directors is completed during the month of February.

Revenue projections in all areas are made during the month of April by the Finance Director. Community involvement by a citizens' committee is also provided for during this period. On or about May 1, a comprehensive budget proposal is prepared and submitted to the Board of Education as the Superintendent's proposed budget for the subsequent fiscal year. During May, the Board of Education conducts numerous special Board meetings for budget review sessions as well as formal public hearings. During this same period, the Board hears formal recommendations from the Oak Ridge Education Association and the principal's group. Following these deliberations by the Board of Education and adjustments as required by the Board's action, the budget is approved by the Board for submission to City Council in late May. Beginning in late May, the City of Oak Ridge conducts formal budget reviews and public hearings, with a first and second reading of the appropriation ordinance. On or before June 30, the appropriation ordinance is approved by City Council establishing the property tax rate for the coming fiscal year and the level of appropriation for the Oak Ridge Schools.

Once the budget has been approved, the Board of Education may modify the budget between departments or major category level; however, any increase in total appropriations must be approved by the Board of Education and City Council. Management can modify the budget amounts within a department.

OAK RIDGE SCHOOLS
OAK RIDGE, TENNESSEE

Notes to Basic Financial Statements
(Continued)

1. Summary of Significant Accounting Policies (Continued)

(j) Budgets and Basis of Budgeting (Continued)

Formal budgetary integration is employed as a management control device for the General Purpose School Fund, School Federal Projects Fund, Other Education Special Revenue Fund, and Extended School Program Fund; however, the School Federal Projects budget is amended at the time the grant or program has been approved by the grantor. The budgets are legally adopted on a basis consistent with GAAP, except encumbrances are treated as budgeted expenditures in the year the commitment to purchase is incurred. The adjustments necessary to convert the basis of budgeting to GAAP represent the net change in encumbrances outstanding at the beginning and end of the fiscal year.

Budgeted amounts reflected in the accompanying budget and actual comparison are as originally adopted or as amended by the Board of Education and City Council. Budgetary appropriations which are not expended lapse at year-end.

(k) Cash and Cash Equivalents

For purposes of these financial statements, the Schools consider all highly liquid investments (including restricted assets) having original maturity dates of three months or less when purchased to be cash equivalents.

(l) Investments

Investments are stated at fair value and based upon quoted market price.

(m) Prepaid Items

Payments made to vendors for services that will benefit periods beyond June 30, 2022, are recorded as prepaid items using the consumption method. A current asset for the prepaid amount is recorded at the time of the purchase and an expenditure/expense is reported in the year in which services are consumed.

(n) Pledges Receivable

Pledges receivable of the component unit (the Foundation), are recognized as contribution revenue in the period that is, in substance, unconditional. The Foundation uses the allowance method to determine an uncollectible amount based upon prior years' experience and management's estimates.

Unconditional pledges that are expected to be collected within one year are recorded at net realizable value. Unconditional receivables that are expected to be collected in future years are recorded at the present value of their estimated future cash flows. The discounts on those amounts are computed using risk-free interest rates applicable to the years in which the pledges are received. Amortization of the discounts is included in contribution revenue.

(o) Inventory

Inventories are presented at the lower of cost (weighted average method) or market.

(p) Commodities

The Oak Ridge Schools receive commodities for school cafeterias from the U.S. Department of Agriculture. The value of the commodities received is reported as revenue, and the value of such commodities used is reported as cost of food in the accompanying financial statements.

OAK RIDGE SCHOOLS
OAK RIDGE, TENNESSEE

Notes to Basic Financial Statements
(Continued)

1. Summary of Significant Accounting Policies (Continued)

(q) Restricted Assets

Assets are reported as restricted when limitations on their use change the normal understanding of the availability of the asset. Such constraints are either imposed by creditors, contributors, grantors or laws of other governments or imposed by enabling legislation.

(r) Capital Assets

General capital assets result from expenditures in the governmental funds. These assets are reported in the governmental activities column of the government-wide statement of net position but are not reported in the fund financial statements.

All capital assets are capitalized at cost or estimated historical cost and updated for additions and retirements during the year. Donated fixed assets are recorded at their estimated fair market values as of the date received. The Schools maintain a capitalization threshold of five thousand dollars. The Schools do not possess any infrastructure. Net interest costs during construction periods are capitalized for assets acquired by the issuance of long-term debt. Major additions and improvements are capitalized; the costs of normal maintenance and repairs that do not add to the value of the asset or materially extend an asset's life are charged to operations.

All reported capital assets except for land and land improvements are depreciated. Improvements are depreciated over the remaining useful lives of the related capital assets. Depreciation is computed using the straight-line method over the following useful lives:

<u>Description</u>	<u>Estimated Useful Lives</u>
Buildings and improvements	20 - 50 years
Machinery and equipment	3 - 20 years
Computer hardware and software	5 - 10 years
Food service equipment and fixtures	15 years
Buses	15 years
Vehicles	5 - 8 years
Furniture and fixtures	20 years
Athletic facilities	10 - 20 years

(s) Compensated Absences

It is the policy of the Schools to permit employees to accumulate, in varying amounts, earned but unused vacation and sick pay benefits. There is no liability recorded for unpaid accumulated sick leave since the Schools do not have a policy to pay any such amounts upon separation from employment. However, upon retirement, the accumulated sick leave is credited to time of employment for calculating years of service under TCRS benefits.

In the departmental-wide financial statements, unpaid compensated absences are reported as Other Long-Term Liabilities. In the fund financial statements, compensated absences are expensed as they are paid. The compensated absences liability is not reported in their respective fund financial statements because it is not expected to be liquidated with expendable available financial resources.

OAK RIDGE SCHOOLS
OAK RIDGE, TENNESSEE

Notes to Basic Financial Statements
(Continued)

1. Summary of Significant Accounting Policies (Continued)

(t) Use of Estimates

The preparation of financial statements in conformity with accounting principles generally accepted in the United States of America requires management to make estimates and assumptions that affect certain reported amounts and disclosures. Accordingly, actual results could differ from those estimates.

(u) Pension Plans

Oak Ridge City Schools Teacher Hybrid Retirement Plan of TCRS. For the purposes of measuring the net pension asset/liability, deferred outflows of resources and deferred inflows of resources related to pensions, and pension expense, information about the fiduciary net position of the Teacher Retirement Plan in the Tennessee Consolidated Retirement System (TCRS), and additions to/deductions from the plan's fiduciary net position have been determined on the same basis as they are reported by the TCRS. For this purpose, benefits (including refund of employee contributions) are recognized when due and payable in accordance with the benefit terms of the Teacher Retirement Plan. Investments are reported at fair value.

Oak Ridge City Schools Teacher Legacy Pension Plan of TCRS. For purposes of measuring the net pension asset/liability, deferred outflows of resources and deferred inflows of resources related to pensions, and pension expense, information about the fiduciary net position of the Teacher Legacy Pension Plan in the Tennessee Consolidated Retirement System (TCRS) and additions to/deductions from the plan's fiduciary net position have been determined on the same basis as they are reported by the TCRS. For this purpose, benefits (including refunds of employee contributions) are recognized when due and payable in accordance with the benefit terms of the Teacher Legacy Pension Plan. Investments are reported at fair value.

Oak Ridge City Schools Non-Teacher Hybrid With Cost Controls. For purposes of measuring the net pension asset/liability, deferred outflows of resources, and deferred inflows of resources related to pensions, and pension expense, information about the fiduciary net position of Oak Ridge Board of Education Hybrid With Cost Controls' participation in the Public Employee Retirement Plan of the Tennessee Consolidated Retirement System (TCRS), and additions to/deductions from Oak Ridge Board of Education Hybrid With Cost Controls' fiduciary net position have been determined on the same basis as they are reported by the TCRS for the Public Employee Retirement Plan. For this purpose, benefits (including refunds of employee contributions) are recognized when due and payable in accordance with the benefit terms of the Public Employee Retirement Plan of the TCRS. Investments are reported at fair value.

Oak Ridge City Schools Non-Teacher Legacy Plan. For purposes of measuring the net pension asset/liability, deferred outflows of resources and deferred inflows of resources related to pensions, and pension expense, information about the fiduciary net position of Oak Ridge Schools' participation in the Public Employee Retirement Plan of the Tennessee Consolidated Retirement System (TCRS), and additions to/deductions from the plan's fiduciary net position have been determined on the same basis as they are reported by the TCRS for the Public Employee Retirement Plan. For this purpose, benefits (including refunds of employee contributions) are recognized when due and payable in accordance with the benefit terms of the Public Employee Retirement Plan of the TCRS. Investments are reported at fair value.

OAK RIDGE SCHOOLS
OAK RIDGE, TENNESSEE

Notes to Basic Financial Statements
(Continued)

1. Summary of Significant Accounting Policies (Continued)

(v) Postemployment Benefits

The Schools follows the provisions of Governmental Accounting Standards Board Statement No. 75, "Accounting and Financial Reporting for Postemployment Benefit Plans Other Than Pension Plans."

(w) Termination Benefits

The Schools provide voluntary termination benefits for professional employees who agree to retire before age 65. Payments are recorded as an expenditure in the General Purpose School Fund. The estimated liability and related expense are reported in the departmental-wide financial statements.

(x) Interfund Activity

Exchange transactions between funds are reported as revenues in the seller funds and as expenditures/expenses in the purchaser funds. Flows of cash or goods from one fund to another without a requirement for repayment are reported as interfund transfers. Interfund transfers are reported as other financing sources/uses in governmental funds. Repayments from funds responsible for particular expenditures/expenses to the funds that initially paid for them are not presented on the financial statements.

Short-term amounts owed between funds are classified as "Due to/from other funds." Interfund loans are classified as "Interfund notes receivable/payable."

(y) Extraordinary and Special Items

Extraordinary items are transactions or events that are both unusual in nature and infrequent in occurrence. Special items are transactions or events that are within the control of the Board of Education and that are either unusual in nature or infrequent in occurrence. Neither type of transaction occurred during the fiscal year ended June 30, 2022.

(z) Deferred Outflows/Inflows of Resources

In accordance with GASB Statement No. 63 and GASB Statement No. 65, the statement of net position will sometimes report a separate section for deferred outflows of resources, in addition to assets. This separate financial statement element, deferred outflows of resources, represents a consumption of net position that applies to a future period(s) and so will not be recognized as an outflow of resources (expense) until then. In addition to liabilities, the statement of net position will sometimes report a separate section for deferred inflows of resources. This separate financial statement element, deferred inflows of resources, represents an acquisition of net position that applies to a future period(s) and so will not be recognized as an inflow of resources (revenue) until that time.

OAK RIDGE SCHOOLS
OAK RIDGE, TENNESSEE

Notes to Basic Financial Statements
(Continued)

1. Summary of Significant Accounting Policies (Continued)

(z) Deferred Outflows/Inflows of Resources (Continued)

Deferred outflows/inflows of resources consist of the following at June 30, 2022:

	Governmental Activities
<u>Deferred Outflows of Resources:</u>	
Pension contributions subsequent to the measurement date – pension	\$ 3,181,437
Pension contributions subsequent to the measurement date – OPEB	193,629
Changes in proportionate and differences between contributions and proportionate share of contributions – pension	20,389
Changes in proportionate and differences between contributions and proportionate share of contributions – OPEB	123,498
Change in assumptions – pension	10,435,063
Change in assumptions – OPEB	709,312
Differences between expected and actual experience – pension	261,540
Differences between expected and actual experience – OPEB	1,107,250
	\$ 16,032,118
<u>Deferred Inflows of Resources:</u>	
Advance payments for School Food Service	\$ 22,170
Debt refunding	230,679
Differences between expected and actual experience – pension	3,008,389
Differences between expected and actual experience – OPEB	1,109,768
Changes in proportionate and differences between contributions and proportionate share of contributions – pension	210,128
Changes in proportionate and differences between contributions and proportionate share of contributions – OPEB	435,250
Changes in assumptions – pension	418,970
Differences between projected and actual earnings on pension plan investments	32,313,865
Other	225
	\$ 37,749,444

(aa) Recently Issued and Adopted Accounting Pronouncements

GASB has issued the following recent pronouncements that are effective in the current fiscal year:

- Statement No. 87, *Leases*
- Statement No. 89, *Accounting for Interest Cost Incurred before the End of a Construction Period*
- Statement No. 98, *The Annual Comprehensive Financial Report*
- Statement No. 92, *Omnibus 2020*
- Statement No. 93, *Replacement of Interbank Offered Rates*
- Statement No. 97, *Certain Component Unit Criteria, and Accounting and Financial Reporting for Internal Revenue Code Section 457 Deferred Compensation Plans— an amendment of GASB Statements No. 14 and No. 84, and a supersession of GASB Statement No. 32*
- Implementation Guide No. 2019-3, *Leases*

Adoption of these pronouncements have had no effect on the Schools' financial statements.

OAK RIDGE SCHOOLS
OAK RIDGE, TENNESSEE

Notes to Basic Financial Statements
(Continued)

1. Summary of Significant Accounting Policies (Continued)

(ab) Long-Term Debt

The departmental-wide financial statements report long-term debt associated with the capital assets that have been reported. Various debt issues were executed by the City of Oak Ridge, and the City services these debt issues through its Debt Service Fund, not the Board of Education special revenue funds. To reflect this activity in the Schools' separately-issued statements, entries are made for the principal and interest payments as transfers between the Debt Service Fund of the City and the General Purpose School Fund of the Schools.

In the departmental-wide financial statements, and proprietary fund types in the fund financial statements, long-term debt and other long-term obligations are reported as liabilities in the applicable governmental activities or proprietary fund type statement of net position. Bond premiums and discounts, as well as issuance costs, are deferred and amortized over the life of the bonds using the straight-line method that approximates the effective interest method. Bonds payable are reported net of the applicable bond premiums or discount.

In the fund financial statements, governmental fund types recognize bond premiums and discounts, as well as bond issuance costs, during the current period. The face amount of debt issued is reported as other financing sources. Premiums received on debt issuances are reported as other financing sources while discounts on debt issuances are reported as other financing uses. Issuance costs, whether or not withheld from the actual debt proceeds received, are reported as debt service expenditures.

General Obligation Bonds

The Schools through the City of Oak Ridge, Tennessee issues general obligation bonds to provide funds for the acquisition and construction of major capital facilities. In addition, general obligation bonds have been issued to refund other general obligation bonds. General obligation bonds are direct obligations and pledge the full faith, credit, and taxing authority of the City of Oak Ridge, Tennessee. General obligation bonds outstanding were issued for original terms of up to 25 years. Repayment terms are generally structured with increasing amounts of principal maturing as interest requirements decrease over the term of the debt. All bonds included in long-term debt as of June 30, 2022 will be retired from the debt service funds.

Direct Borrowing and Direct Placements

The Schools through the City of Oak Ridge, Tennessee issues other loans to provide funds for the acquisition and construction of major capital facilities. Capital outlay notes are also issued to fund the capital facilities and other capital outlay purchases, such as equipment. Capital outlay notes and other loans are direct obligations and pledge the full faith, credit, and taxing authority of the City of Oak Ridge, Tennessee. Capital outlay notes and other loans outstanding were issued for original terms of up to 20 years. Repayment terms are generally structured with increasing amounts of principal maturing as interest requirements decrease over the term of the debt. All notes, and other loans included in long-term debt as of June 30, 2022, will be retired from the debt service funds.

OAK RIDGE SCHOOLS
OAK RIDGE, TENNESSEE

Notes to Basic Financial Statements
(Continued)

1. Summary of Significant Accounting Policies (Continued)

(ac) Fair Value of Financial Instruments

We use a framework for measuring fair value and disclosing fair values. We define fair value at the price which would be received to sell an asset in an orderly transaction between market participants at the measurement date. We use this framework for all assets and liabilities measured and reported on a fair value basis and enable the reader of the financial statements to assess the inputs used to develop those measurements by establishing a hierarchy for ranking the quality and reliability of the information used to determine fair values. Each asset and liability carried at fair value is classified into one of the following categories:

- Level 1 – Quoted market prices in active markets for identical assets or liabilities
- Level 2 – Observable market based inputs or unobservable inputs corroborated by market data
- Level 3 – Unobservable inputs not corroborated by market data

The fair value of current assets and current liabilities approximate to the carrying value due to the short maturity of these instruments. The fair value of unconditional promises to give is estimated by discounting the future cash flows using the current rates offered for deposits of similar remaining maturities.

The fair values of long-term debt and other long-term liabilities approximate the carrying amounts and are estimated based on current rates offered to us.

(ad) Comparative Data

Comparative totals for the prior year have been presented in the accompanying combined financial statements in order to provide an understanding of changes in the Schools' financial position and operations. However, presentation of prior year totals by fund type has not been presented in each of the statements since their inclusion would make the statements unduly complex and difficult to read.

Total columns on the combined financial statements are captioned "memorandum only" to indicate that they are presented only to facilitate financial analysis. Data in these columns do not present financial position, results of operations, or changes in cash flows in conformity with accounting principles generally accepted in the United States of America. Neither is such data comparable to a consolidation. Interfund eliminations have not been made in the aggregation of this data. Certain comparative data have been reclassified to present such amounts in a manner consistent with the current year's presentation.

2. Deposits and Investments

The Schools follow GASB Statement No. 40, *Deposits and Investment Risk Disclosures*, that requires disclosures about custodial credit risk, interest rate risk, credit risk and concentration of credit risk.

OAK RIDGE SCHOOLS
OAK RIDGE, TENNESSEE

Notes to Basic Financial Statements
(Continued)

2. Deposits and Investments (Continued)

At June 30, 2022, the Schools had the following deposits and investments:

Description	Maturity Date	Fair Value
Deposits:		
Bank Deposits and Money Market Accounts	N/A	<u>\$ 19,275,244</u>

A summary of the deposits and investments by fund at June 30, 2022 is as follows:

Bank Deposits:		
Cash and Cash Equivalents -		
General Purpose School Fund		\$ 16,869,713
Central Cafeteria Fund		1,220,428
Internal School Fund		1,097,819
Scholarship Fund		<u>87,284</u>
 Total Cash and Cash Equivalents		 <u>\$ 19,275,244</u>

A reconciliation of cash and cash equivalents as shown on the statement of net position and the balance sheet – governmental funds at June 30, 2022 is as follows:

Total Bank Deposits	\$ 19,275,244
Less: Fiduciary Fund – Scholarship Fund	<u>(87,284)</u>
 Cash and Cash Equivalents – Statement of Net Position and Balance Sheet	 <u>\$ 19,187,960</u>

Deposits

State statutes authorize the Schools to deposit funds in banks, credit unions and the state and local government investment pool ("SLGIP") and repurchase agreements.

Deposit Policies

The Schools' deposit policy is governed by the laws of the State of Tennessee. Deposits in financial institutions are required by state statutes to be secured and collateralized by such institutions. The collateral must meet certain requirements and must have a total minimum market value of 105% of the value of the deposits placed in the institutions less the amount protected by federal depository insurance.

The Schools' policy authorizes the investment of excess operating funds in various bank accounts, savings accounts or certificates of deposits with a local bank or credit union located within the city limits. Banks or credit unions shall be fully insured by the Federal Depository Insurance Corporation ("FDIC") or the National Credit Union Administration ("NCUA"). In addition, local banks shall participate in the bank collateral pool administered by the Treasurer of the State of Tennessee.

OAK RIDGE SCHOOLS
OAK RIDGE, TENNESSEE

Notes to Basic Financial Statements
(Continued)

2. Deposits and Investments (Continued)

Deposits – Custodial Credit Risk

At June 30, 2022, the carrying amount of the Schools' deposits (cash and cash equivalents) were \$19,275,244 and were held in financial institutions that were fully insured or participate in the bank collateral pool administered by the Treasurer of the State of Tennessee.

Banks may use one of three different security pledges (90, 100 or 105%) depending on the specific bank holding the deposit. Participating banks determine the aggregate balance of their public fund accounts for the Schools. Collateral securities required to be pledged by the participating banks to protect their public fund accounts are pledged to the State Treasurer on behalf of the bank collateral pool. The securities pledged to protect these accounts are pledged in the aggregate rather than against each individual account. The members of the pool may be required by agreement to pay an assessment to cover any deficiency. Since the bank collateral pool covered all the Schools' deposits at June 30, 2022, they are considered to be insured, fully collateralized and classified as Category 1, under GASB Statement No. 40, for purposes of custodial credit risk disclosure.

Investment Policies – Excluding TCRS Stabilization Trust

State statutes authorize the Schools to invest in obligations of the federal government, federal agency securities, state government, state local government investment pool ("SLGIP"), municipal bonds issued in Tennessee, certificates of deposit, and other time deposits and repurchase agreements.

Custodial Credit Risk: The Schools' investment policy requires that investment securities be registered in the name of Oak Ridge Schools. All safekeeping receipts for investment instruments are held in accounts in the Schools' name and all securities are registered in the Schools' name.

Credit Risk: The Schools' investment policy limits investments in federal agency securities and municipal bonds, to the highest ratings by two of the nationally recognized ratings organizations, Standard and Poor's, Moody's Investor Services, FITCH or A.M. BEST.

Interest Rate Risk: Investments are made based upon prevailing market conditions at the time of the transaction with the intent to hold the instrument until maturity. If the yield of the portfolio can be improved upon by the sale of an investment, prior to its maturity, with the reinvestment of the proceeds, then this provision is also allowed.

In accordance with its investment policy, the Schools manage its interest rate risk by limiting the weighted-average maturity of its investment portfolio in the governmental funds and proprietary fund to one year or less. No security, at the time of purchase shall have a maturity exceeding one year. The Schools manage its interest rate risk by limiting the weighted-average maturity of its investment portfolio in the scholarship fund to ten years or less. No security, at the time of purchase in the scholarship fund, shall have a maturity exceeding ten years.

Concentration of Credit Risk: The Schools may choose to maintain between 0% to 100%, or any portion thereon, of its investment portfolio in U.S. Treasury Bills, Notes and Bonds, federal agencies, SLGIP, certificates of deposit or repurchase agreements in accordance with state statutes. As of June 30, 2022, the Schools did not maintain any investments; deposits were held in bank or money market accounts.

OAK RIDGE SCHOOLS
OAK RIDGE, TENNESSEE

Notes to Basic Financial Statements
(Continued)

2. Deposits and Investments (Continued)

Investment Income – Scholarship Fund

Investment income in the Scholarship Fund for the year ended June 30, 2022 consisted of the following:

Interest	<u>\$ 182</u>
----------	---------------

The Schools' investment policy does not require diversification among authorized investment broker-dealers. However, the policy requires the use of an investment broker-dealer who is registered with the Securities Investor Protection Corporation ("SIPC") and who maintains an office within the city limits.

Component Unit – Foundation

At December 31, 2021 (latest information available), the Foundation had the following deposits and investments:

Bank Deposits:	
Bank Deposits and Certificates of Deposit	<u>\$ 185,096</u>
Investments, at Fair Value:	
Money Market Accounts	135,762
Mutual Funds	<u>5,142,094</u>
Total Investments, at Fair Value	<u>5,277,856</u>
Total	<u><u>\$ 5,462,952</u></u>

Short-term investments held in money market accounts are reported as investments instead of cash equivalents because the Foundation holds those funds for restricted purposes.

A reconciliation of investments as shown on the statement of net position at December 31, 2021 (latest information available) is as follows:

Investments, at Fair Value – Current Assets	\$ 4,309,758
Investments, at Fair Value – Other Assets	<u>968,098</u>
	<u><u>\$ 5,277,856</u></u>
Interest and Dividends	\$ 289,583
Realized Gains (Losses) on Investments	5,925
Unrealized Gains (Losses) on Investments	<u>316,769</u>
	<u><u>\$ 612,277</u></u>

OAK RIDGE SCHOOLS
OAK RIDGE, TENNESSEE

Notes to Basic Financial Statements
(Continued)

2. Deposits and Investments (Continued)

TCRS Stabilization Reserve Trust

Legal Provisions. Oak Ridge Schools is a member of the Tennessee Consolidated Retirement System (TCRS) Stabilization Reserve Trust. The School has placed funds into the irrevocable trust as authorized by statute under *Tennessee Code Annotated (TCA)*, Title 8, Chapters 34-37. The TCRS Board of Trustees is responsible for the proper operation and administration of the trust. Funds of trust members are held and invested in the name of the trust for the benefit of each member. Each member's funds are restricted for the payment of retirement benefits of that member's employees. Trust funds are not subject to the claims of general creditors of the School.

The trust is authorized to make investments as directed by the TCRS Board of Trustees. The Oak Ridge Schools may not impose any restrictions on investments placed by the trust on their behalf.

Investment Balances. Assets of the TCRS, including the Stabilization Reserve Trust, are invested in the Tennessee Retiree Group Trust (TRGT). The TRGT is not registered with the Securities and Exchange Commission (SEC) as an investment company. The State of Tennessee has not obtained a credit quality rating for the TRGT from a nationally recognized credit ratings agency. The fair value of investment positions in the TRGT is determined daily based on the fair value of the pool's underlying portfolio.

Furthermore, TCRS had not obtained or provided any legally binding guarantees to support the value of participant shares during the fiscal year. There are no restrictions on the sale or redemption of shares.

Investments are reported at fair value. Securities traded on a national exchange are valued at the last reported sales price. Investment income consists of realized and unrealized appreciation (depreciation) in the fair value of investments and interest and dividend income. Interest income is recognized when earned. Securities and securities transactions are recorded in the financial statements on a trade-date basis. The fair value of assets of the TRGT held at June 30, 2022, represents the price that would be received to sell an asset or paid to transfer a liability in an orderly transaction between market participants.

Assets held are categorized for fair value measurement within the fair value hierarchy established by GAAP. The hierarchy is based on the valuation inputs used to measure the fair value of the asset and give the highest priority to unadjusted quoted prices in active markets for identical assets or liabilities (Level 1 measurements) and the lowest priority to unobservable inputs (Level 3 measurements).

- Level 1 – Unadjusted quoted prices for identical assets or liabilities in active markets that can be accessed at the measurement date.
- Level 2 – Quoted prices for similar assets or liabilities in active markets; quoted prices for identical or similar assets or liabilities in markets that are not active; assets or liabilities that have a bid-ask spread price in an interactive dealer market, brokered market and principal-to-principal market; and Level 1 assets or liabilities that are adjusted.
- Level 3 – Valuations derived from valuation techniques in which significant inputs are unobservable.

Investments, where fair value is measured using the Net Asset Value (NAV) per share have no readily determinable fair value and have been determined to be calculated consistent with FASB principles for investment companies.

OAK RIDGE SCHOOLS
OAK RIDGE, TENNESSEE

Notes to Basic Financial Statements
(Continued)

2. Deposits and Investments (Continued)

TCRS Stabilization Reserve Trust (Continued)

Where inputs used in the measurement of fair value fall into different levels of the hierarchy, fair value of the instrument in its entirety is categorized based on the lowest level input that is significant to the valuation. This assessment requires professional judgement and as such management of the TRGT developed a fair value committee that worked in conjunction with the plan's custodian and investment professionals to make these valuations. All assets held were valued individually and aggregated into classes to be represented in the table below.

Short-term securities generally include investments in money market-type securities reported at cost plus accrued interest.

Equity and equity derivative securities classified in Level 1 are valued using last reported sales prices quoted in active markets that can be accessed at the measurement date. Equity and equity derivative securities classified in Level 2 are securities whose values are derived daily from associated traded securities. Equity securities classified in Level 3 are valued with last trade data having limited trading volume.

US Treasury Bills, Bonds, Notes and Futures classified as Level 1 are valued using last reported sales prices quoted in active markets that can be accessed at the measurement date. Debt and debt derivative securities classified in Level 2 are valued using a bid-ask spread price from multiple independent brokers, dealers, or market principals, which are known to be actively involved in the market. Level 3 debt securities are valued using proprietary information, a single pricing source, or other unobservable inputs related to similar assets or liabilities.

Real estate investments classified in Level 3 are valued using the last valuations provided by external investment advisors or independent external appraisers. Generally, all direct real estate investments are appraised by a qualified independent appraiser(s) with the professional designation of member of the Appraisal Institute (MAI), or its equivalent, every three (3) years beginning from the acquisition date of the property. The appraisals are performed using generally accepted valuation approaches applicable to the property type.

Investments in private mutual funds, traditional private equity funds, strategic lending funds and real estate funds that report using GAAP, the fair value, as well as the unfunded commitments, were determined using the prior quarter's NAV, as reported by the fund managers, plus the current cash flows. These assets were then categorized by investment strategy. In instances where the fund investment reported using non-GAAP standards, the investment was valued using the same method, but was classified in Level 3.

Teacher Hybrid Plan

At June 30, 2022, Oak Ridge Schools had the following investments held by the trust on its behalf related to its TCRS Teacher Hybrid Plan:

OAK RIDGE SCHOOLS
OAK RIDGE, TENNESSEE

Notes to Basic Financial Statements
(Continued)

2. Deposits and Investments (Continued)

TCRS Stabilization Reserve Trust (Continued)

Teacher Hybrid Plan (Continued)

<u>Investment</u>	<u>Weighted Average Maturity (days)</u>	<u>Maturities</u>	<u>Fair Value</u>		
Investments at Fair Value:					
U.S. Equity	N/A	N/A	\$	103,745	
Developed Market International Equity	N/A	N/A		46,853	
Emerging Market International Equity	N/A	N/A		13,386	
U.S. Fixed Income	N/A	N/A		66,932	
Real Estate	N/A	N/A		33,466	
Short-term Securities	N/A	N/A		3,347	
Investments at Amortized Cost Using the NAV:					
Private Equity and Strategic Lending	N/A	N/A		66,932	
Total			\$	334,661	
<u>Fair Value Measurements Using</u>					
<u>Investment by Fair Value Level</u>	<u>Fair Value 6/30/2022</u>	<u>Quoted Prices in Active Markets for Identical Assets (Level 1)</u>	<u>Significant Other Observable Inputs (Level 2)</u>	<u>Significant Unobservable Inputs (Level 3)</u>	<u>Amortized Cost NAV</u>
U.S. Equity	\$ 103,745	\$ 103,745	\$ -	\$ -	\$ -
Developed Market International Equity	46,853	46,853	-	-	-
Emerging Market International Equity	13,386	13,386	-	-	-
U.S. Fixed Income	66,932	-	66,932	-	-
Real Estate	33,466	-	-	33,466	-
Short-term Securities	3,347	-	3,347	-	-
Private Equity and Strategic Lending	66,932	-	-	-	66,932
Total	\$ 334,661	\$ 163,984	\$ 70,279	\$ 33,466	\$ 66,932

Non-Teacher Hybrid Plan

At June 30, 2022, Oak Ridge Schools had the following Investments held by the trust on its behalf related to its TCRS Non-Teacher Hybrid Plan:

<u>Investment</u>	<u>Weighted Average Maturity (days)</u>	<u>Maturities</u>	<u>Fair Value</u>	
Investments at Fair Value:				
U.S. Equity	N/A	N/A	\$	79,042
Developed Market International Equity	N/A	N/A		35,696
Emerging Market International Equity	N/A	N/A		10,199
U.S. Fixed Income	N/A	N/A		50,994
Real Estate	N/A	N/A		25,497
Short-term Securities	N/A	N/A		2,550
Investments at Amortized Cost Using the NAV:				
Private Equity and Strategic Lending	N/A	N/A		50,995
Total			\$	254,973

OAK RIDGE SCHOOLS
OAK RIDGE, TENNESSEE

Notes to Basic Financial Statements
(Continued)

2. Deposits and Investments (Continued)

TCRS Stabilization Reserve Trust (Continued)

Non-Teacher Hybrid Plan (Continued)

Investment by Fair Value Level	Fair Value 6/30/2022	Fair Value Measurements Using			Amortized Cost
		Quoted Prices in Active Markets for Identical Assets (Level 1)	Significant Other Observable Inputs (Level 2)	Significant Unobservable Inputs (Level 3)	NAV
U.S. Equity	\$ 79,042	\$ 79,042	\$ -	\$ -	\$ -
Developed Market					
International Equity	35,696	35,696	-	-	-
Emerging Market					
International Equity	10,199	10,199	-	-	-
U.S. Fixed Income	50,994	-	50,994	-	-
Real Estate	25,497	-	-	25,497	-
Short-term Securities	2,550	-	2,550	-	-
Private Equity and Strategic Lending	50,995	-	-	-	50,995
Total	\$ 254,973	\$ 124,937	\$ 53,544	\$ 25,497	\$ 50,995

Risk and Uncertainties. The trust's investments include various types of investment funds, which in turn invest in any combination of stock, bonds and other investments exposed to various risks, such as interest rate, credit, and market risk. Due to the level of risk associated with certain investment securities, it is at least reasonably possible that changes in the values of investment securities will occur in the near term and that such change could materially affect the amounts reported for trust investments.

Interest Rate Risk. Interest rate risk is the risk that changes in interest rates will adversely affect the fair value of an investment. The Oak Ridge Schools does not have the ability to limit trust investment maturities as a means of managing its exposure to fair value losses arising from increasing interest rates.

Credit Risk. Credit risk is the risk that an issuer or other counterparty to an investment will not fulfill its obligations. The Oak Ridge Schools does not have the ability to limit the credit ratings of individual investments made by the trust.

Concentration of Credit Risk. Concentration of credit risk is the risk of loss attributed to the magnitude of the trust's investment in a single issuer. Oak Ridge Schools places no limit on the amount the trust may invest in one issuer.

Custodial Credit Risk. Custodial credit risk for investments is the risk that, in the event of a failure of the counterparty to a transaction, the trust will not be able to recover the value of its investments or collateral securities that are in the possession of an outside party. Pursuant to the trust agreement, investments are held in the name of the trust for the benefit of the Oak Ridge Schools to pay retirement benefits of the School's employees.

For further information concerning the School's investments with the TCRS Stabilization Reserve Trust, audited financial statements of the Tennessee Consolidated Retirement System may be obtained at <https://comptroller.tn.gov/content/dam/cot/sa/advanced-search/disclaimer/2020/ag20045.pdf>.

OAK RIDGE SCHOOLS
OAK RIDGE, TENNESSEE

Notes to Basic Financial Statements
(Continued)

3. Unconditional Promises to Give

The Foundation had the following pledges receivable at December 31, 2021 (latest information available):

Total Promises to Give	\$ 44,150
Less: Discounts to Net Present Value	(1,725)
Less: Allowance for Uncollectible Promises to Give	(1,500)
	<u>\$ 40,925</u>
Due Within One Year	\$ 40,925
Due Within One to Five Years	-
	<u>\$ 40,925</u>

4. Capital Assets

Capital asset activity for the fiscal year ended June 30, 2022 was as follows:

<u>Governmental Activities</u>	Balance June 30, 2021	Additions	Deductions	Balance June 30, 2022
Capital assets, not being depreciated:				
Land and land improvements	\$ 156,355	\$ -	\$ -	\$ 156,355
Construction in progress	707,405	6,685,183	707,405	6,685,183
Total capital assets, not being depreciated	863,760	6,685,183	707,405	6,841,538
Capital assets being depreciated:				
Buildings and improvements	123,795,629	2,360,109	-	126,155,738
Vehicles	1,198,437	-	-	1,198,437
Buses	485,154	-	-	485,154
Machinery and equipment	12,934,017	383,202	-	13,317,219
Furniture and fixtures	1,579,909	-	-	1,579,909
Computer software and telecom	2,009,805	-	-	2,009,805
Total capital assets, being depreciated	142,002,951	2,743,311	-	144,746,262
Less accumulated depreciation:				
Buildings and improvements	57,457,157	2,714,972	-	60,172,129
Vehicles	975,243	36,572	-	1,011,815
Buses	468,237	8,826	-	477,063
Machinery and equipment	9,849,791	906,155	-	10,755,946
Furniture and fixtures	1,104,887	78,001	-	1,182,888
Computer software and telecom	1,981,166	8,631	-	1,989,797
Total accumulated depreciation	71,836,481	3,753,157	-	75,589,638
Capital assets, being depreciated, net	70,166,470	(1,009,846)	-	69,156,624
Governmental activities capital assets, net	\$ 71,030,230	\$ 5,675,337	\$ 707,405	\$ 75,998,162

OAK RIDGE SCHOOLS
OAK RIDGE, TENNESSEE

Notes to Basic Financial Statements
(Continued)

4. Capital Assets (Continued)

Depreciation expense was charged to governmental functions as follows:

Instructional	\$ 3,570,176
Support services	97,584
Non-instructional	<u>85,397</u>
Total depreciation expense	<u>\$ 3,753,157</u>

5. Long-Term Debt

Overview

All debt of the Schools is issued through the City of Oak Ridge, Tennessee. The debt issues related to the Schools contain provisions that in the event of a default, outstanding amounts are to become immediately due if the City is unable to make a payment.

Long-term debt at June 30, 2022 consisted of the following:

General Obligation Bonds	\$ 64,094,571
Local Government Public Improvement Bonds	7,052,288
Capital Outlay Notes	<u>2,436,634</u>
	73,583,493
Add: Unamortized Premiums	<u>6,037,639</u>
	79,621,132
Less: Current Portion	<u>(4,945,223)</u>
Total Long-Term Debt	<u>\$ 74,675,909</u>

Interest expense recorded in the departmental-wide statement of activities consisted of the following:

Interest Paid	\$ 2,200,645
Amortization of Bond Premiums	(572,593)
Accrued Interest Payable – Net Change	5,064
Cost of Issuance	46,513
Underwriter's Discount	37,253
Amortization of Debt Refunding	<u>(258,718)</u>
Total	<u>\$ 1,458,164</u>

Activity

Long-term debt activity for the year ended June 30, 2022 is as follows:

	<u>Balance July 1, 2021</u>	<u>Additions</u>	<u>Retirements/ Reductions</u>	<u>Balance June 30, 2022</u>	<u>Due Within One Year</u>
General Obligation Bonds	\$ 62,945,936	\$ 5,520,000	\$ (4,371,365)	\$ 64,094,571	\$ 3,599,499
Direct Borrowings and Direct Placements:					
Local Government Public Improvement Bonds	7,522,288	-	(470,000)	7,052,288	1,100,000
Capital Outlay Notes	<u>2,679,910</u>	<u>-</u>	<u>(243,276)</u>	<u>2,436,634</u>	<u>245,724</u>
Total	73,148,134	5,520,000	(5,084,641)	73,583,493	4,945,223
Unamortized Premiums	<u>6,146,466</u>	<u>463,766</u>	<u>(572,593)</u>	<u>6,037,639</u>	<u>-</u>
Total	<u>\$ 79,294,600</u>	<u>\$ 5,983,766</u>	<u>\$ (5,657,234)</u>	<u>\$ 79,621,132</u>	<u>\$ 4,945,223</u>

OAK RIDGE SCHOOLS
OAK RIDGE, TENNESSEE

Notes to Basic Financial Statements
(Continued)

5. Long-Term Debt (Continued)

General Obligation Bonds

General Obligation Bonds ("GO") consisted of the following at June 30, 2022:

Series 2017 GO Refunding Bond, issuance of \$3,905,000, maturing in 2033 with interest rates of 2.25% to 5.00%	\$ 2,984,571
Series 2018 GO Bond, issuance of \$8,700,000, maturing in 2043 with interest rates of 3.00% to 5.00%	8,305,000
Series 2019 GO Refunding Bond, issuance of \$15,713,000, maturing in 2038 with interest rates of 2.00% to 5.00%	9,995,000
Series 2020A GO Refunding Bond, issuance of \$9,000,000, maturing in 2035 with interest rates of 1.00% to 5.00%	9,000,000
Series 2020B GO Bond, issuance of \$3,135,000, maturing in 2027 with interest rates of 0.40% to 1.00%	3,035,000
Series 2021A GO Refunding Bond, issuance of \$25,735,000, maturing in 2035 with interest rates of 2.00% to 5.00%	25,495,000
Series 2021C GO Bond, issuance of \$5,520,000, maturing in 2041 with interest rates of 1.35% to 4.00%	<u>5,280,000</u>
	<u>\$ 64,094,571</u>

In December 2017, the Schools, through the City of Oak Ridge, issued \$3,905,000 General Obligation Refunding Bonds, Series 2017, to refund outstanding general obligation debt at the City and borrow additional funds for capital projects at the Schools.

In December 2018, the Schools, through the City of Oak Ridge, issued \$8,700,000 General Obligation Bonds, Series 2018, to fund capital projects at the Schools.

In September 2019, the Schools, through the City of Oak Ridge, issued \$15,713,000 General Obligation Refunding Bonds, Series 2019, to fund capital projects at the Schools and to refund outstanding general obligation debt.

In December 2020, the Schools, through the City of Oak Ridge, issued \$9,000,000 in General Obligation Refunding Bonds, Series 2020A, to refund outstanding general obligation debt.

In December 2020, the Schools, through the City of Oak Ridge, issued \$3,135,000 in General Obligation Bonds, Series 2020B, to fund the termination of debt swap agreement.

In June 2021, the Schools, through the City of Oak Ridge, issued \$25,735,000 in General Obligation Refunding Bonds, Series 2021A, to refund outstanding general obligation debt.

In September 2021, the Schools, through the City of Oak Ridge, issued \$5,520,000 in General Obligation Bonds, Series 2021C, to fund capital projects at the Schools.

OAK RIDGE SCHOOLS
OAK RIDGE, TENNESSEE

Notes to Basic Financial Statements
(Continued)

5. Long-Term Debt (Continued)

Notes Payable

Notes payable consisted of the following at June 30, 2022:

2008 note payable of \$7,752,287 loan agreement TMBF, maturing in 2027 with a variable interest rate of 1.4% (as of June 30, 2022)	<u>\$ 7,052,288</u>
--	---------------------

During the year ended June 30, 2008, the Schools, through the City of Oak Ridge, entered into a \$4,945,987 loan agreement with the Tennessee Municipal Bond Fund ("TMBF") program to fund a portion of the Oak Ridge High School ("ORHS") project. Scheduled principal payments continue through 2027. The interest rate is variable and was approximately 1.4% for the year ended June 30, 2022. During the year ended June 30, 2009, the Schools borrowed an additional \$2,806,300 for the ORHS project.

Capitalized Outlay Note

In October 2017, the Schools, through the City of Oak Ridge, issued \$3,000,000 Energy Efficient Schools Capital Outlay Note to make energy efficient improvements to the various school buildings. Interest rate is 1%.

Debt Service Requirements – All Long-Term Debt

The annual debt service requirements of all long-term debt as of June 30, 2022 is as follows:

	Bonds		Direct Borrowings and Direct Placements		Totals
	Principal	Interest	Principal	Interest	
2023	\$ 3,599,499	\$ 2,053,871	\$ 1,345,724	\$ 120,543	\$ 7,119,637
2024	3,837,903	1,880,446	1,023,196	103,071	6,844,616
2025	3,201,308	1,695,051	1,805,692	88,847	6,790,898
2026	2,979,713	1,541,486	2,158,212	64,193	6,743,604
2027	2,838,637	1,445,177	1,973,044	35,240	6,292,098
2028-2032	25,579,012	4,846,503	1,183,054	27,323	31,635,892
2033-2037	17,468,499	1,632,866	-	-	19,101,365
2038-2042	4,030,000	468,725	-	-	4,498,725
2043	560,000	21,000	-	-	581,000
	<u>\$ 64,094,571</u>	<u>\$ 15,585,125</u>	<u>\$ 9,488,922</u>	<u>\$ 439,217</u>	<u>\$ 89,607,835</u>

6. Other Long-Term Liabilities

Changes in other long-term liabilities for the year ended June 30, 2022 were as follows:

	Beginning Balance	Additions	Reductions	Ending Balance	Due Within One Year
OPEB Obligations	\$ 6,249,923	\$ 288,044	\$ -	\$ 6,537,967	\$ -
Compensated Absences	461,415	-	(66,678)	394,737	394,737
Termination Benefits	557,478	117,202	(87,245)	587,435	115,082
Total	<u>\$ 7,268,816</u>	<u>\$ 405,246</u>	<u>\$ (153,923)</u>	<u>\$ 7,520,139</u>	<u>\$ 509,819</u>

OAK RIDGE SCHOOLS
OAK RIDGE, TENNESSEE

Notes to Basic Financial Statements
(Continued)

6. Other Long-Term Liabilities (Continued)

The Schools use the General Purpose School Fund to liquidate the liability for compensated absences and termination benefits payable for governmental activities. The State of Tennessee makes on-behalf payments for the other postemployment benefit (OPEB) obligation as described in Note 16. Compensated absences are considered a current liability due to prior years' experience of paying these amounts within one year. Other postemployment benefit obligations and termination benefits are described in Note 15 and Note 17, respectively.

7. Fund Balances

The amounts reported on the balance sheets of the governmental funds as non-spendable, restricted and committed as of June 30, 2022 consists of the following:

Governmental Funds	Fund Balances		
	Non-Spendable	Restricted	Committed
General Purpose School Fund	\$ 5,400	\$ 1,426,168	\$ 3,095,586
School Federal Projects	-	-	-
Other Education Special Revenue Fund	-	26,611	-
Extended School Program Fund	-	-	147,838
Central Cafeteria Fund	27,669	1,898,125	-
Internal School Funds	-	1,097,819	-
Total	<u>\$ 33,069</u>	<u>\$ 4,448,723</u>	<u>\$ 3,243,424</u>

8. Net Position

Net position represents the difference between assets, liabilities and deferred inflows of resources. Net position at June 30, 2022 is as follows:

	Governmental Activities	
	Primary Government	Component Unit – Foundation
Net Investment in Capital Assets:		
Net Capital Assets	\$ 75,998,162	\$ -
Less: Related Debt – Net of Discounts, Premiums and Unspent Debt Proceeds	<u>(79,621,132)</u>	<u>-</u>
	<u>(3,622,970)</u>	<u>-</u>
Restricted:		
Cafeteria	1,925,794	-
Grants and Other	26,611	837,704
Internal School Fund	1,097,819	-
Pension	40,724,698	-
SRT Investment Held by TCRS	589,634	-
Unspent Bond Proceeds	<u>836,534</u>	<u>-</u>
	<u>45,201,090</u>	<u>837,704</u>
Unrestricted (Deficit)	<u>(13,896,633)</u>	<u>4,706,718</u>
Total	<u>\$ 27,681,487</u>	<u>\$ 5,544,422</u>

Restricted net position for career ladder is a bonus program to incentivize school staff to attain additional education beyond their degree.

OAK RIDGE SCHOOLS
OAK RIDGE, TENNESSEE

Notes to Basic Financial Statements
(Continued)

9. Local Taxes

In accordance with various state laws, the Schools receive a pro-rata share of property taxes, local option sales taxes, mineral severance taxes and mixed drink taxes from Anderson and Roane counties. These local taxes are divided between Oak Ridge Schools and the respective county schools based upon the annual weighted-average daily attendance.

The counties assess the property values, set the tax rate, bill and collect the taxes. County property taxes are based upon assessments on January 1, levied on October 1 and becoming delinquent the following March 1. Penalties and interest on delinquent property taxes are recognized when collected.

The local option sales tax, mineral severance tax and mixed drink tax are collected by the Tennessee Department of Revenue and remitted to the counties and then remitted to the Schools.

The Schools recognized the following local tax revenues in the General Purpose School Fund during the year ended June 30, 2022:

	Amount	% of Revenues
Property Taxes	\$ 12,607,917	26.89%
Local Option Sales and Mineral Severance Taxes	8,714,780	18.59%
Mixed Drink Taxes	318	0.00%
Total	\$ 21,323,015	45.48%

10. Interfund Receivables, Payables and Transfers

Interfund Receivables and Payables

A detailed listing of interfund receivables and payables at June 30, 2022 is as follows:

Due From	Due To	Amount
<u>Governmental Activities:</u>		
School Federal Projects Fund	General Purpose School Fund	\$ 1,434,333
General Purpose School Fund	Cafeteria	695,055
General Purpose School Fund	Other Education Special Revenue	4,683
General Purpose School Fund	Extended School Program	150,816
Governmental Activities Total		\$ 2,284,887

In the fund financial statements, interfund receivables and payables from short-term borrowings between the funds is primarily due to federal grant activity and are classified as "due to/from other funds." The governmental activities amounts are eliminated in the departmental-wide statement of net position.

Transfers

Transfers between the individual funds and the City of Oak Ridge during the year ended June 30, 2022 were as follows:

Transfers In	Transfers Out	Amount
<u>Governmental Activities:</u>		
General Purpose School Fund	City's General Fund	\$22,959,335
General Purpose School Fund	Schools Federal Projects Fund	321,929
Other Education Special Revenue Fund	General Purpose School Fund	73,998
General Purpose School Fund	Extended School Program	10,000
City of Oak Ridge	General Purpose School Fund	(707,205)

OAK RIDGE SCHOOLS
OAK RIDGE, TENNESSEE

Notes to Basic Financial Statements
(Continued)

10. Interfund Receivables, Payables and Transfers (Continued)

Transfers (Continued)

The City provides an annual operating transfer from its General Fund to the Schools' General Purpose School Fund. The net transfer of \$22,252,130 during the year ended June 30, 2022 was 17.23% of total revenues and other sources. The transfer of \$321,929 from the Schools Federal Projects Fund is for indirect costs. The transfer of \$73,998 to the Other Education Special Revenue Fund is considered the Schools' local match for the Family Resource Program grant. The transfer of \$10,000 from the Extended School Program is for indirect costs.

In order to account for certain capital outlays, debt issuance and debt service payments for school related projects made by the City during the current year, the following transfers were recorded:

Transfers In	Transfers Out	Amount	Purpose
<u>Governmental Activities:</u>			
City Debt Service Fund	General Purpose School Fund	\$ 5,520,000	Debt Issuance
City Debt Service Fund	General Purpose School Fund	\$ 463,766	Debt Issuance
General Purpose School Fund	City Debt Service Fund	\$ (46,513)	Cost of Issuance
General Purpose School Fund	City Debt Service Fund	\$ (37,253)	Underwriter's Discount
General Purpose School Fund	City Debt Service Fund	\$ 7,285,286	Debt Service

During 2022, the Foundation made a \$0 payment to the City to fund school related debt.

11. Budget Amendments

The Schools amended the budgeted expenditures and transfers for the year ended June 30, 2022 as follows:

Governmental Fund	Original Budget	Changes in Appropriations	Final Budget
General Purpose School Fund	\$ 61,495,429	\$ 402,426	\$ 61,897,855
School Federal Projects Fund	11,966,732	4,392,960	16,359,692
Other Education Special Revenue Fund	226,395	6,791	233,186
Extended School Program Fund	352,340	-	352,340
Central Cafeteria Fund	2,578,498	100,000	2,678,498

The additional appropriations were approved by the Board of Education and City Council as required.

12. Risk Management

Oak Ridge Schools is exposed to various risks of losses related to torts; theft of, damage to, and destruction of assets; errors and omission; injuries to employees; and natural disasters. The Schools' loss exposure for general liability and worker's compensation is limited by state law.

The Schools maintain general liability, auto liability, auto physical damage, errors and omissions, and worker's compensation insurance through the Tennessee Risk Management Trust ("TNRMT"), a public entity risk pool operated as a risk-sharing program by the Tennessee School Board Association ("TSBA"). This pool is sustained by member premiums and because the pool has excess aggregate and individual claim loss reinsurance coverage, management considers any related credit risk to be insignificant.

The Schools continue to carry commercial insurance for all other risks of loss. Settled claims resulting from these risks have not exceeded insurance coverage in any of the past three years.

OAK RIDGE SCHOOLS
OAK RIDGE, TENNESSEE

Notes to Basic Financial Statements
(Continued)

13. Public Employee Retirement System

Oak Ridge City Schools Teacher Hybrid Retirement Plan of TCRS

Plan description. The Tennessee Consolidated Retirement System (TCRS) was created by state statute under Tennessee Code Annotated Title 8, Chapters 34-37. The TCRS Board of Trustees is responsible for the proper operation and administration of all employer pension plans in the TCRS. The Tennessee Treasury Department, an agency in the legislative branch of state government, administers the plans of the TCRS. The TCRS issues a publicly available financial report that can be obtained at <https://treasury.tn.gov/Retirement/Boards-and-Governance/Reporting-and-Investment-Policies>.

Teachers employed by Oak Ridge City Schools with membership in the TCRS before July 1, 2014 are provided with pensions through the Teacher Legacy Pension Plan, a cost sharing multiple-employer pension plan administered by the TCRS. The Teacher Legacy Pension Plan closed to new membership on June 30, 2014, but will continue providing benefits to existing members and retirees.

The Teacher Retirement Plan became effective July 1, 2014 for teachers employed by Local Education Agencies (LEA) after June 30, 2014. The Teacher Retirement Plan is a separate cost-sharing, multiple-employer defined benefit plan.

Benefits provided. Tennessee Code Annotated Title 8, Chapters 34-37 establishes the benefit terms and can be amended only by the Tennessee General Assembly. Members of the Teacher Retirement Plan are eligible to retire with unreduced benefit at age 65 with 5 years of service credit or pursuant to the rule of 90 in which the member's age and service credit total 90. Benefits are determined by a formula using the member's highest five consecutive year average compensation and the member's years of service credit. A reduced early retirement benefit is available at age 60 and vested or pursuant to the rule of 80. Members are vested with five years of service credit. Service related disability benefits are provided regardless of length of service. Five years of service is required for non-service related disability eligibility. The service related and non-service related disability benefits are determined in the same manner as service retirement benefits but are reduced 10 percent and include projected service credits. A variety of death benefits are available under various eligibility criteria. Member and beneficiary annuitants are entitled to automatic cost of living adjustments (COLAs) after retirement. A COLA is granted each July for annuitants retired prior to the 2nd of July of the previous year. The COLA is based on the change in the consumer price index (CPI) during the prior calendar year, capped at 3 percent, and applied to the current benefit. No COLA is granted if the change in the CPI is less than one-half percent. A one percent COLA is granted if the CPI change is between one-half percent and one percent. A member who leaves employment may withdraw their employee contributions, plus any accumulated interest. Under the Teacher Retirement Plan, benefit terms and conditions, including COLAs, can be adjusted on a prospective basis. Moreover, there are defined cost controls and unfunded liability controls that provide for the adjustment of benefit terms and conditions on an automatic basis.

Contributions. Contributions for teachers are established in the statutes governing the TCRS and may only be changed by the Tennessee General Assembly or by automatic cost controls set out in law. Teachers contribute 5 percent of salary. The LEAs make employer contributions at the rate set by the Board of Trustees as determined by an actuarial valuation. Per the statutory provisions governing the TCRS, the employer contribution rate cannot be less than 4 percent, except in years when the maximum funded level, as established by the TCRS Board of Trustees, is reached. By law, employer contributions for the Teacher Retirement Plan are required to be paid. The TCRS may intercept state shared taxes of the sponsoring governmental entity of the LEA if required employer contributions are not remitted. Employer contributions by Oak Ridge Schools for the year ended June 30, 2022 to the Teacher Retirement Plan were \$111,413 which is 1.13 percent of covered payroll. In addition, employer contributions of \$96,080, which is 2.87 percent of covered payroll were made to the Pension Stabilization Reserve Trust Fund to fund future pension costs. The employer rate, when combined with member contributions, is expected to finance the costs of benefits earned by the members during the year, the cost of administration, as well as an amortized portion of any unfunded liability.

OAK RIDGE SCHOOLS
OAK RIDGE, TENNESSEE

Notes to Basic Financial Statements
(Continued)

13. Public Employee Retirement System (Continued)

Oak Ridge City Schools Teacher Hybrid Retirement Plan of TCRS (Continued)

Pension Liabilities (Assets), Pension Expense (Negative Pension Expense), and Deferred Outflows of Resources and Deferred Inflows of Resources related to Pension

Pension liabilities (assets). At June 30, 2022, Oak Ridge Schools reported a liability (asset) of (\$324,548) for its proportionate share of the net pension liability (asset). The net pension liability (asset) was measured as of June 30, 2021, and the total pension asset used to calculate the net pension liability (asset) was determined by an actuarial valuation as of that date. Oak Ridge Schools' proportion of the net pension liability (asset) was based on Oak Ridge Schools' share of contributions to the pension plan relative to the contributions of all participating LEAs. At the measurement date of June 30, 2021, Oak Ridge Schools' proportion was 0.299617 percent. The proportion measured as of June 30, 2020 was 0.290066 percent.

Pension Expense (negative pension expense). For the year ended June 30, 2022, Oak Ridge Schools recognized pension expense (negative pension expense) of \$37,347.

Deferred outflows of resources and deferred inflows of resources. For the year ended June 30, 2022, Oak Ridge Schools reported deferred outflows of resources and deferred inflows of resources related to pensions from the following sources:

	<u>Deferred Outflows of Resources</u>	<u>Deferred Inflows of Resources</u>
Differences between expected and actual experience	\$ 5,646	\$ 59,386
Net difference between projected and actual earnings on pension plan investments	-	186,819
Change in assumptions	117,062	-
Changes in proportion of Net Pension Liability (Asset)	6,844	29,583
LEA's contributions subsequent to the measurement date of June 30, 2021	<u>111,413</u>	<u>n/a</u>
Total	<u>\$ 240,965</u>	<u>\$ 275,788</u>

OAK RIDGE SCHOOLS
OAK RIDGE, TENNESSEE

Notes to Basic Financial Statements
(Continued)

13. Public Employee Retirement System (Continued)

Oak Ridge City Schools Teacher Hybrid Retirement Plan of TCRS (Continued)

Pension Liabilities (Assets), Pension Expense (Negative Pension Expense), and Deferred Outflows of Resources and Deferred Inflows of Resources related to Pension (Continued)

Oak Ridge Schools' employer contributions of \$111,413 reported as pension related deferred outflows of resources subsequent to the measurement date, will be recognized as a reduction of net pension liability (asset) in the year ended June 30, 2022. Other amounts reported as deferred outflows of resources and deferred inflows of resources related to pensions will be recognized in pension expense as follows:

Year Ended June 30:	<u>Total</u>
2023	\$ (43,100)
2024	(42,077)
2025	(41,786)
2026	(46,487)
2027	3,342
Thereafter	23,872

In the table shown above, positive amounts will increase pension expense while negative amounts will decrease pension expense.

Actuarial assumptions. The total pension liability as of June 30, 2021 actuarial valuation was determined using the following actuarial assumptions, applied to all periods included in the measurement:

Inflation	2.25 percent
Salary increases	Graded salary ranges from 8.72 to 3.44 percent based on age, including inflation, averaging 4.00 percent
Investment rate of return	6.75 percent, net of pension plan investment expenses, including inflation
Cost-of-Living Adjustment	2.125 percent

Mortality rates were based on actual experience including an adjustment for some anticipated improvement.

The actuarial assumptions used in the June 30, 2021 actuarial valuation were based on the results of an actuarial experience study performed for the period July 1, 2016 through June 30, 2020. The demographic assumptions were adjusted to more closely reflect actual and expected future experience.

The long-term expected rate of return on pension plan investments was established by the TCRS Board of Trustees in conjunction with the June 30, 2020 actuarial experience study. A blend of future capital market projections and historical market returns was used in a building-block method in which a best-estimate of expected future real rates of return (expected returns, net of pension plan investment expense and

OAK RIDGE SCHOOLS
OAK RIDGE, TENNESSEE

Notes to Basic Financial Statements
(Continued)

13. Public Employee Retirement System (Continued)

Oak Ridge City Schools Teacher Hybrid Retirement Plan of TCRS (Continued)

Actuarial assumptions (continued)

inflation) is developed for each major asset class. These best-estimates are combined to produce the long-term expected rate of return by weighting the expected future real rates of return by the target asset allocation percentage and by adding expected inflation of 2.5 percent. The best-estimates of geometric real rates of return and the TCRS investment policy target asset allocation for each major asset class are summarized in the following table:

<u>Asset Class</u>	<u>Long-Term Expected Real Rate of Return</u>	<u>Target Allocation</u>
U.S. equity	4.88%	31%
Developed market international equity	5.37%	14%
Emerging market international equity	6.09%	4%
Private equity and strategic lending	6.57%	20%
U.S. fixed income	1.20%	20%
Real estate	4.38%	10%
Short-term securities	0.00%	1%
		<hr/> 100%

The long-term expected rate of return on pension plan investments was established by the TCRS Board of Trustees as 6.75 percent based on a blending of the factors described above.

Discount rate. The discount rate used to measure the total pension liability was 6.75 percent. The projection of cash flows used to determine the discount rate assumed that employee contributions will be made at the current rate and that contributions from all LEAs will be made at the actuarially determined contribution rate pursuant to an actuarial valuation in accordance with the funding policy of the TCRS Board of Trustees and as required to be paid by state statute. Based on those assumptions, the pension plan's fiduciary net position was projected to be available to make projected future benefit payments of current active and inactive members. Therefore, the long-term expected rate of return on pension plan investments was applied to all periods of projected benefit payments to determine the total pension liability.

Sensitivity of the proportionate share net pension liability (asset) to changes in the discount rate. The following presents Oak Ridge City Schools' proportionate share of the net pension liability (asset) calculated using the discount rate of 6.75 percent, as well as what Oak Ridge City Schools' proportionate share of the net pension liability (asset) would be if it were calculated using a discount rate that is 1-percentage-point lower (5.75 percent) or 1-percentage-point higher (7.75 percent) than the current rate:

OAK RIDGE SCHOOLS
OAK RIDGE, TENNESSEE

Notes to Basic Financial Statements
(Continued)

13. Public Employee Retirement System (Continued)

Oak Ridge City Schools Teacher Hybrid Retirement Plan of TCRS (Continued)

Sensitivity of the proportionate share net pension liability (asset) to changes in the discount rate. (Continued)

	1% Decrease (5.75%)	Current Discount Rate (6.75%)	1% Increase (7.75%)
Oak Ridge Schools' proportionate share of the net pension liability (asset)	\$ 111,571	\$ (324,548)	\$ (646,202)

Pension plan fiduciary net position. Detailed information about the pension plan's fiduciary net position is available in a separately issued TCRS financial report.

Payable to the Pension Plan

At June 30, 2022, Oak Ridge Schools reported a payable of \$15,774 for the outstanding amount of contributions to the pension plan required at the year ended June 30, 2022.

Oak Ridge City Schools Teacher Legacy Pension Plan of TCRS

Plan description. The Tennessee Consolidated Retirement System (TCRS) was created by state statute under Tennessee Code Annotated Title 8, Chapters 34-37. The TCRS Board of Trustees is responsible for the proper operation and administration of all employer pension plans in the TCRS. The Tennessee Treasury Department, an agency in the legislative branch of state government, administers the plans of the TCRS. The TCRS issues a publicly available financial report that can be obtained at <https://treasury.tn.gov/Retirement/Boards-and-Governance/Reporting-and-Investment-Policies>.

Teacher employed by Oak Ridge City Schools with membership in the TCRS before July 1, 2014 are provided with pensions through the Teacher Legacy Pension Plan, a cost sharing multiple-employer pension plan administered by the TCRS. The Teacher Legacy Pension Plan closed to new membership on June 30, 2014, but will continue providing benefits to existing members and retirees.

The Teacher Retirement Plan became effective July 1, 2014 for teachers employed by Local Education Agencies (LEAs) after June 30, 2014. The Teacher Retirement Plan is a separate cost-sharing, multiple-employer defined benefit plan.

Benefits provided. Tennessee Code Annotated Title 8, Chapters 34-37 establishes the benefit terms and can be amended only by the Tennessee General Assembly. Members of the Teacher Legacy Pension Plan are eligible to retire with an unreduced benefit at age 60 with 5 years of service credit or after 30 years of service credit regardless of age. Benefits are determined by a formula using the member's highest five consecutive year average compensation and the member's years of service credit. A reduced early retirement benefit is available at age 55 and vested. Members are vested with five years of service credit. Service related disability benefits are provided regardless of length of service. Five years of service is required for non-service related disability eligibility. The service related and non-service related disability benefits are determined in the same manner as a service retirement benefit but are reduced 10 percent and include projected service credits. A variety of death benefits are available under various eligibility criteria. Member and beneficiary annuitants are entitled to automatic cost of living adjustments (COLAs)

OAK RIDGE SCHOOLS
OAK RIDGE, TENNESSEE

Notes to Basic Financial Statements
(Continued)

13. Public Employee Retirement System (Continued)

Oak Ridge City Schools Teacher Legacy Pension Plan of TCRS (Continued)

Benefits provided. (Continued)

after retirement. A COLA is granted each July for annuitants retired prior to the 2nd of July of the previous year. The COLA is based on the change in the consumer price index (CPI) during the prior calendar year, capped at 3 percent, and applied to the current benefit. No COLA is granted if the change in the CPI is less than one-half percent. A one percent COLA is granted if the CPI change is between one-half percent and one percent. A member who leaves employment may withdraw their employee contributions, plus any accumulated interest.

Contributions. Contributions for teachers are established in the statutes governing the TCRS and may only be changed by the Tennessee General Assembly. Teachers contribute 5 percent of salary. The Local Education Agencies (LEAs) make employer contributions at the rate set by the Board of Trustees as determined by an actuarial valuation. By law, employer contributions for the Teacher Legacy Pension Plan are required to be paid. The TCRS may intercept the state shared taxes of the sponsoring governmental entity of the LEA if the required employer contributions are not remitted. Employer contributions by Oak Ridge Schools for the year ended June 30, 2022 to the Teacher Legacy Pension Plan were \$2,688,853 which is 8.69 percent of covered payroll. The employer rate, when combined with member contributions, is expected to finance the costs of benefits earned by members during the year, the cost of administration, as well as an amortized portion of any unfunded liability.

Pension Liabilities (Assets), Pension Expense (Negative Pension Expense), and Deferred Outflows of Resources and Deferred Inflows of Resources Related to Pensions

Pension liabilities (assets). At June 30, 2022, the Oak Ridge Schools reported a liability (asset) of (\$34,458,664) for its proportionate share of the net pension liability (asset). The net pension liability (asset) was measured as of June 30, 2021, and the total pension liability used to calculate the net pension liability (asset) was determined by an actuarial valuation as of that date. Oak Ridge Schools' proportion of the net pension liability was based on Oak Ridge Schools' share of contributions to the pension plan relative to the contributions of all participating LEAs. At the measurement date of June 30, 2021, Oak Ridge Schools' proportion was 0.798904 percent. The proportion measured as of June 30, 2020 was 0.769546 percent.

Pension expense (negative pension expense). For the year ended June 30, 2022, Oak Ridge Schools recognized a pension expense (negative pension expense) of (\$5,405,957).

Deferred outflows of resources and deferred inflows of resources. For the year ended June 30, 2022, Oak Ridge Schools reported deferred outflows of resources and deferred inflows of resources related to pensions from the following sources:

OAK RIDGE SCHOOLS
OAK RIDGE, TENNESSEE

Notes to Basic Financial Statements
(Continued)

13. Public Employee Retirement System (Continued)

Oak Ridge City Schools Teacher Legacy Pension Plan of TCRS (Continued)

Pension Liabilities (Assets), Pension Expense (Negative Pension Expense), and Deferred Outflows of Resources and Deferred Inflows of Resources Related to Pensions (Continued)

Deferred outflows of resources and deferred inflows of resources. (Continued)

	<u>Deferred Outflows of Resources</u>	<u>Deferred Inflows of Resources</u>
Differences between expected and actual experience	\$ 115,800	\$ 2,873,964
Changes in assumptions	9,206,779	-
Net difference between projected and actual earnings on pension plan investments	-	27,480,015
Changes in proportion of Net Pension Liability (Asset)	13,545	180,545
LEA's contributions subsequent to the measurement date of June 30, 2021	<u>2,688,853</u>	<u>n/a</u>
Total	<u>\$ 12,024,977</u>	<u>\$ 30,534,524</u>

Oak Ridge Schools' employer contributions of \$2,688,853, reported as pension related deferred outflows of resources, subsequent to the measurement date, will be recognized as a reduction in net pension liability (asset) in the year ended June 30, 2022. Other amounts reported as deferred outflows of resources and deferred inflows of resources related to pensions will be recognized in pension expense as follows:

Year Ended June 30:	
2023	\$ (5,048,508)
2024	(4,802,145)
2025	(3,931,684)
2026	(7,416,063)
2027	-
Thereafter	-

In the table shown above, positive amounts will increase pension expense while negative amounts will decrease pension expense.

OAK RIDGE SCHOOLS
OAK RIDGE, TENNESSEE

Notes to Basic Financial Statements
(Continued)

13. Public Employee Retirement System (Continued)

Oak Ridge City Schools Teacher Legacy Pension Plan of TCRS (Continued)

Actuarial assumptions. The total pension liability in the June 30, 2021 actuarial valuation was determined using the following actuarial assumptions, applied to all periods included in the measurement:

Inflation	2.25 percent
Salary increases	Graded salary ranges from 8.72 to 3.44 percent based on age, including inflation, averaging 4.00 percent
Investment rate of return	6.75 percent, net of pension plan investment expenses, including inflation
Cost-of Living Adjustment	2.125 percent

Mortality rates were based on actual experience including an adjustment for some anticipated improvement.

The actuarial assumptions used in the June 30, 2021 actuarial valuation were based on the results of an actuarial experience study performed for the period July 1, 2016 through June 30, 2020. The demographic assumptions were adjusted to more closely reflect actual and expected future experience.

The long-term expected rate of return on pension plan investments was established by the TCRS Board of Trustees in conjunction with the June 30, 2020 actuarial experience study. A blend of future capital market projections and historical market returns was used in a building-block method in which a best-estimate of expected future real rates of return (expected returns, net of pension plan investment expense and inflation) is developed for each major asset class. These best-estimates are combined to produce the long-term expected rate of return by weighting the expected future real rates of return by the target asset allocation percentage and by adding expected inflation of 2.5 percent. The best-estimates of geometric real rates of return and the TCRS investment policy target asset allocation for each major asset class are summarized in the following table:

<u>Asset Class</u>	<u>Long-Term Expected Real Rate of Return</u>	<u>Target Allocation</u>
U.S. equity	4.88%	31%
Developed market international equity	5.37%	14%
Emerging market international equity	6.09%	4%
Private equity and strategic lending	6.57%	20%
U.S. fixed income	1.20%	20%
Real estate	4.38%	10%
Short-term securities	0.00%	1%
		<hr/> 100%

The long-term expected rate of return on pension plan investments was established by the TCRS Board of Trustees as 6.75 percent based on a blending of the three factors described above.

OAK RIDGE SCHOOLS
OAK RIDGE, TENNESSEE

Notes to Basic Financial Statements
(Continued)

13. Public Employee Retirement System (Continued)

Oak Ridge City Schools Teacher Legacy Pension Plan of TCRS (Continued)

Discount rate. The discount rate used to measure the total pension liability was 6.75 percent. The projection of cash flows used to determine the discount rate assumed that employee contributions will be made at the current rate and that contributions from the LEAs will be made at the actuarially determined contribution rate pursuant to an actuarial valuation in accordance with the funding policy of the TCRS Board of Trustees and as required to be paid by state statute. Based on those assumptions, the pension plan's fiduciary net position was projected to be available to make projected future benefit payments of current active and inactive members. Therefore, the long-term expected rate of return on pension plan investments was applied to all periods of projected benefit payments to determine the total pension liability.

Sensitivity of the proportionate share of net pension liability (asset) to changes in the discount rate. The following presents Oak Ridge Schools' proportionate share of the net pension liability (asset) calculated using the discount rate of 6.75 percent, as well as what Oak Ridge Schools' proportionate share of the net pension liability (asset) would be if it were calculated using a discount rate that is 1-percentage-point lower (5.75 percent) or 1-percentage-point higher (7.75 percent) than the current rate:

	1% Decrease (5.75%)	Current Discount Rate (6.75%)	1% Increase (7.75%)
Oak Ridge Schools' proportionate share of the net pension liability (asset)	\$ (6,132,483)	\$ (34,458,664)	\$ (58,031,698)

Pension plan fiduciary net position. Detailed information about the pension plan's fiduciary net position is available in a separately issued TCRS financial report.

Payable to the Pension Plan

At June 30, 2022, Oak Ridge Schools reported a payable of \$154,885 for the outstanding amount of contributions to the pension plan required at the year ended June 30, 2022.

Oak Ridge Schools Non-Teacher Hybrid With Cost Controls

General Information about the Pension Plan

Plan description. Employees of Oak Ridge Board of Education Hybrid With Cost Controls are provided a defined benefit pension plan through the Public Employee Retirement Plan, an agent multiple-employer pension plan administered by the TCRS. The TCRS was created by state statute under Tennessee Code Annotated, Title 8, Chapters 34-37. The TCRS Board of Trustees is responsible for the proper operation and administration of the TCRS. The Tennessee Treasury Department, an agency in the legislative branch of state government, administers the plan of the TCRS. The TCRS issues a publicly available financial report that can be obtained at <https://treasury.tn.gov/Retirement/Boards-and-Governance/Reporting-and-Investment-Policies>.

Benefits provided. Tennessee Code Annotated, Title 8, Chapters 34-37, establishes the benefit terms and can be amended only by the Tennessee General Assembly. The chief legislative body may adopt the benefit terms permitted by statute. Members are eligible to retire with an unreduced benefit at age 65 with 5 years of service credit or pursuant to the rule of 90 in which the member's age and service credit total 90.

OAK RIDGE SCHOOLS
OAK RIDGE, TENNESSEE

Notes to Basic Financial Statements
(Continued)

13. Public Employee Retirement System (Continued)

Oak Ridge Schools Non-Teacher Hybrid With Cost Controls (Continued)

General Information about the Pension Plan (Continued)

Benefits provided. (Continued)

Benefits are determined by a formula using the member's highest five consecutive year average compensation and the member's years of service credit. Reduced benefits for early retirement are available at age 60 and vested or pursuant to the rule of 80 in which the member's age and service credit total 80. Members vest with five years of service credit. Service related disability benefits are provided regardless of length of service. Five years of service is required for non-service related disability eligibility. The service related and non-service related disability benefits are determined in the same manner as a service retirement benefit but are reduced 10 percent and include projected service credits. A variety of death benefits are available under various eligibility criteria.

Member and beneficiary annuitants are entitled to automatic cost of living adjustments (COLAs) after retirement. A COLA is granted each July for annuitants retired prior to the 2nd of July of the previous year. The COLA is based on the change in the consumer price index (CPI) during the prior calendar year, capped at 3 percent, and applied to the current benefit. No COLA is granted if the change in the CPI is less than one-half percent. A one percent COLA is granted if the CPI change is between one-half percent and one percent. A member who leaves employment may withdraw their employee contributions, plus any accumulated interest. Moreover, there are defined cost controls and unfunded liability controls that provide for the adjustment of benefit terms and conditions on an automatic basis.

Employees covered by benefit terms. At the measurement date of June 30, 2021, the following employees were covered by the benefit terms:

Inactive employees or beneficiaries currently receiving benefits	0
Inactive employees entitled to but not yet receiving benefits	51
Active employees	<u>103</u>
 Total employees	 <u>154</u>

Contributions. Contributions for employees are established in the statutes governing the TCRS and may only be changed by the Tennessee General Assembly or by automatic cost controls set out in law. Employees contribute 5 percent of salary. Oak Ridge Board of Education Hybrid With Cost Controls makes employer contributions at the rate set by the Board of Trustees as determined by an actuarial valuation. Per the statutory provisions governing the TCRS, the employer contribution rate cannot be less than 4 percent, except in years when the maximum funded level, as established by the TCRS Board of Trustees is reached. By law, employer contributions are required to be paid. The TCRS may intercept Oak Ridge Board of Education Hybrid With Cost Controls' state shared taxes if required employer contributions are not remitted. Employer contributions by Oak Ridge Board of Education Hybrid With Cost Controls for the year ended June 30, 2022 to the Public Employee Retirement Plan were \$75,989 based on a rate of 1.99 percent of covered payroll. In addition, employer contributions of \$68,521, which is 2.03 percent of covered payroll were made to the Pension Stabilization Reserve Trust Fund to fund future pension costs. The employer rate, when combined with member contributions, is expected to finance the costs of benefits earned by members during the year, the cost of administration, as well as an amortized portion of any unfunded liability.

OAK RIDGE SCHOOLS
OAK RIDGE, TENNESSEE

Notes to Basic Financial Statements
(Continued)

13. Public Employee Retirement System (Continued)

Oak Ridge Schools Non-Teacher Hybrid With Cost Controls (Continued)

Pension Liabilities (Assets), Pension Expense (Negative Pension Expense), and Deferred Outflows of Resources and Deferred Inflows of Resources Related to Pensions

Pension liabilities (assets). Oak Ridge Board of Education Hybrid With Cost Controls' net pension liability (asset) was measured as of June 30, 2021, and the total pension liability used to calculate net pension liability (asset) was determined by an actuarial valuation as of that date.

Actuarial assumptions. The total pension liability in the June 30, 2021 actuarial valuation was determined using the following actuarial assumptions, applied to all periods included in the measurement:

Inflation	2.25 percent
Salary increases	Graded salary ranges from 8.72 to 3.44 percent based on age, including inflation, averaging 4.00 percent
Investment rate of return	6.75 percent, net of pension plan investment expenses, including inflation
Cost-of-Living Adjustment	2.125 percent

Mortality rates were based on actual experience including an adjustment for some anticipated improvement.

The actuarial assumptions used in the June 30, 2021 actuarial valuation were based on the results of an actuarial experience study performed for the period July 1, 2016 through June 30, 2020. The demographic assumptions were adjusted to more closely reflect actual and expected future experience.

Changes of assumptions. In 2021, the following assumptions were changed: decreased inflation rate from 2.50 percent to 2.25 percent; decreased the investment rate of return from 7.25 percent to 6.75 percent; decreased the cost-of-living adjustment from 2.25 percent to 2.125 percent; and modified mortality assumptions.

The long-term expected rate of return on pension plan investments was established by the TCRS Board of Trustees in conjunction with the June 30, 2020 actuarial experience study. A blend of future capital market projections and historical market returns was used in a building-block method in which a best-estimate of expected future real rates of return (expected returns, net of pension plan investment expense and inflation) is developed for each major asset class. These best-estimates are combined to produce the long-term expected rate of return by weighting the expected future real rates of return by the target asset allocation percentage and by adding expected inflation of 2.5 percent. The best-estimates of geometric real rates of return and the TCRS investment policy target asset allocation for each major asset class are summarized in the following table:

<u>Asset Class</u>	<u>Long-Term Expected Real Rate of Return</u>	<u>Target Allocation</u>
U.S. equity	4.88%	31%
Developed market international equity	5.37%	14%
Emerging market international equity	6.09%	4%
Private equity and strategic lending	6.57%	20%
U.S. fixed income	1.20%	20%
Real estate	4.38%	10%
Short-term securities	0.00%	1%
		<hr/> 100%

The long-term expected rate of return on pension plan investments was established by the TCRS Board of Trustees as 6.75 percent based on blending of the three factors described above.

OAK RIDGE SCHOOLS
OAK RIDGE, TENNESSEE

Notes to Basic Financial Statements
(Continued)

13. Public Employee Retirement System (Continued)

Oak Ridge Schools Non-Teacher Hybrid With Cost Controls (Continued)

Pension Liabilities (Assets), Pension Expense (Negative Pension Expense), and Deferred Outflows of Resources and Deferred Inflows of Resources Related to Pensions (Continued)

Discount rate. The discount rate used to measure the total pension liability was 6.75 percent. The projection of cash flows used to determine the discount rate assumed that employee contributions will be made at the current rate and that contributions from the Oak Ridge Board of Education Hybrid With Cost Controls will be made at the actuarially determined contribution rate pursuant to an actuarial valuation in accordance with the funding policy of the TCRS Board of Trustees and as required to be paid by state statute. Based on those assumptions, the pension plan's fiduciary net position was projected to be available to make projected future benefit payments of current active and inactive members. Therefore, the long-term expected rate of return on pension plan investments was applied to all periods of projected benefit payments to determine the total pension liability.

Changes in Net Pension Liability (Asset)

	Increase (Decrease)		
	Total Pension Liability	Plan Fiduciary Net Position	Net Pension Liability (Asset)
	(a)	(b)	(a) - (b)
Balance at 6/30/20	\$ 601,235	\$ 670,220	\$ (68,985)
Changes for the year:			
Service cost	193,745	-	193,745
Interest	57,410	-	57,410
Differences between expected and actual experience	15,261	-	15,261
Changes in assumptions	68,802	-	68,802
Contributions - employer	-	72,312	(72,312)
Contributions - employees	-	184,031	(184,031)
Net investment income	-	204,068	(204,068)
Benefit payments, including refunds of employee contributions	(6,249)	(6,249)	-
Administrative expense	-	(8,419)	8,419
Other changes	-	-	-
Net changes	<u>328,969</u>	<u>445,743</u>	<u>(116,774)</u>
Balance at 6/30/21	<u>\$ 930,204</u>	<u>\$ 1,115,963</u>	<u>\$ (185,759)</u>

Sensitivity of the net pension liability (asset) in changes in the discount rate. The following presents the net pension liability (asset) of Oak Ridge Board of Education Hybrid With Cost Controls calculated using the discount rate of 6.75 percent, as well as what the net pension liability (asset) would be if it were calculated using a discount rate that is 1-percentage-point lower (5.75 percent) or 1-percentage-point higher (7.75 percent) than the current rate:

OAK RIDGE SCHOOLS
OAK RIDGE, TENNESSEE

Notes to Basic Financial Statements
(Continued)

13. Public Employee Retirement System (Continued)

Oak Ridge Schools Non-Teacher Hybrid With Cost Controls (Continued)

Pension Liabilities (Assets), Pension Expense (Negative Pension Expense), and Deferred Outflows of Resources and Deferred Inflows of Resources Related to Pensions (Continued)

Changes in Net Pension Liability (Asset) (Continued)

Sensitivity of the net pension liability (asset) in changes in the discount rate. (Continued)

	1% Decrease (5.75%)	Current Discount Rate (6.75%)	1% Increase (7.75%)
Oak Ridge Schools Hybrid with cost controls net pension liability (asset)	\$ 28,908	\$ (185,759)	\$ (352,567)

Pension expense (negative pension expense). For the year ended June 30, 2022, Oak Ridge Board of Education Hybrid With Cost Controls recognized pension expense (negative pension expense) of \$12,163.

Deferred outflows of resources and deferred inflows of resources. For the year ended June 30, 2022, Oak Ridge Board of Education Hybrid With Cost Controls reported deferred outflows of resources and deferred inflows of resources related to pensions from the following sources.

	Deferred Outflows of Resources	Deferred Inflows of Resources
Differences between expected and actual experience	\$ 101,647	\$ 228
Net difference between projected and actual earnings on pension plan investments	-	110,637
Change in assumptions	62,790	-
Contributions subsequent to the measurement date of June 30, 2021	75,989	n/a
Total	\$ 240,426	\$ 110,865

The amount shown above for "Contributions subsequent to the measurement date of June 30, 2021," will be recognized as a reduction (increase) to net pension liability (asset) in the following measurement period.

Amounts reported as deferred outflows of resources and deferred inflows of resources related to pensions will be recognized in pension expense as follows:

Year Ended June 30:		
2023	\$	(5,496)
2024		(5,105)
2025		(4,860)
2026		(7,323)
2027		22,020
Thereafter		54,336

In the table shown above, positive amounts will increase pension expense while negative amounts will decrease pension expense.

OAK RIDGE SCHOOLS
OAK RIDGE, TENNESSEE

Notes to Basic Financial Statements
(Continued)

13. Public Employee Retirement System (Continued)

Oak Ridge Schools Non-Teacher Hybrid With Cost Controls (Continued)

Payable to the Pension Plan

At June 30, 2022, Oak Ridge Board of Education Hybrid With Cost Controls reported a payable of \$293 for the outstanding amount of contributions to the pension plan required at the year ended June 30, 2022.

Oak Ridge Schools Non-Teacher Legacy Plan

Plan description. Employees of Oak Ridge Schools are provided a defined benefit pension plan through the Public Employee Retirement Plan, an agent multiple-employer pension plan administered by the TCRS. The TCRS was created by state statute under Tennessee Code Annotated Title 8, Chapters 34-37. The TCRS Board of Trustees is responsible for the proper operation and administration of all employer pension plans in the TCRS. The Tennessee Treasury Department, an agency in the legislative branch of state government, administers the plans of the TCRS. The TCRS issues a publicly available financial report that can be obtained at <https://treasury.tn.gov/Retirement/Boards-and-Governance/Reporting-and-Investment-Policies>.

Benefits provided. Tennessee Code Annotated Title 8, Chapters 34-37, establishes the benefit terms and can be amended only by the Tennessee General Assembly. The chief legislative body may adopt the benefit terms permitted by statute. Members are eligible to retire with an unreduced benefit at age 60 with 5 years of service credit or after 30 years of service credit regardless of age. Benefits are determined by a formula using the member's highest five consecutive year average compensation and the member's years of service credit. Reduced benefits for early retirement are available at age 55 and vested. Members vest with five years of service credit. Service related disability benefits are provided regardless of length of service. Five years of service is required for non-service related disability eligibility. The service related and non-service related disability benefits are determined in the same manner as a service retirement benefit but are reduced 10 percent and include projected service credits. A variety of death benefits are available under various eligibility criteria.

Member and beneficiary annuitants are entitled to automatic cost of living adjustments (COLAs) after retirement. A COLA is granted each July for annuitants retired prior to the 2nd of July of the previous year. The COLA is based on the change in the consumer price index (CPI) during the prior calendar year, capped at 3 percent, and applied to the current benefit. No COLA is granted if the change in the CPI is less than one-half percent. A one percent COLA is granted if the CPI change is between one-half percent and one percent. A member who leaves employment may withdraw their employee contributions, plus any accumulated interest.

Employees covered by benefit terms. At the measurement date of June 30, 2021, the following employees were covered by the benefit terms:

Inactive employees or beneficiaries currently receiving benefits	235
Inactive employees entitled to but not yet receiving benefits	187
Active employees	<u>109</u>
Total Employees	<u>531</u>

OAK RIDGE SCHOOLS
OAK RIDGE, TENNESSEE

Notes to Basic Financial Statements
(Continued)

13. Public Employee Retirement System (Continued)

Oak Ridge Schools Non-Teacher Legacy Plan (Continued)

Contributions. Contributions for employees are established in the statutes governing the TCRS and may only be changed by the Tennessee General Assembly. Employees contribute 5 percent of salary. Oak Ridge Schools makes employer contributions at the rate set by the Board of Trustees as determined by an actuarial valuation. For the year ended June 30, 2022, the employer contributions for Oak Ridge Schools were \$305,182 based on a rate of 6.89 percent of covered payroll. By law, employer contributions are required to be paid. The TCRS may intercept Oak Ridge Schools' state shared taxes if required employer contributions are not remitted. The employer's actuarially determined contributions and member contributions are expected to finance the costs of benefits earned by members during the year, the cost of administration, as well as an amortized portion of any unfunded liability.

Net Pension Liability (Asset)

Oak Ridge Schools' net pension liability (asset) was measured as of June 30, 2021, and the total pension liability used to calculate net pension liability (asset) was determined by an actuarial valuation as of that date.

Actuarial assumptions. The total pension liability in the June 30, 2021 actuarial valuation was determined using the following actuarial assumptions, applied to all periods included in the measurement:

Inflation	2.25 percent
Salary increases	Graded salary ranges from 8.72 to 3.44 percent based on age, including inflation, averaging 4.00 percent
Investment rate of return	6.75 percent, net of pension plan investment expenses, including inflation
Cost-of Living Adjustment	2.125 percent

Mortality rates were based on actual experience including an adjustment for some anticipated improvement.

The actuarial assumptions used in the June 30, 2021 actuarial valuation were based on the results of an actuarial experience study performed for the period July 1, 2016 through June 30, 2020. The demographic assumptions were adjusted to more closely reflect actual and expected future experience.

OAK RIDGE SCHOOLS
OAK RIDGE, TENNESSEE

Notes to Basic Financial Statements
(Continued)

13. Public Employee Retirement System (Continued)

Oak Ridge Schools Non-Teacher Legacy Plan (Continued)

Net Pension Liability (Asset) (Continued)

Changes of Assumption. In 2021, the following assumptions were changed: decreased inflation rate from 2.50 percent to 2.25 percent; decreased the investment rate of return from 7.25 percent to 6.75 percent; decreased the cost-of-living adjustment from 2.25 percent to 2.125 percent; and modified mortality assumptions.

The long-term expected rate of return on pension plan investments was established by the TCRS Board of Trustees in conjunction with the June 30, 2020 actuarial experience study. A blend of future capital market projections and historical market returns was used in a building-block method in which a best-estimate of expected future real rates of return (expected returns, net of pension plan investment expense and inflation) is developed for each major asset class. These best-estimates are combined to produce the long-term expected rate of return by weighting the expected future real rates of return by the target asset allocation percentage and by adding expected inflation of 2.5 percent. The best-estimates of geometric real rates of return and the TCRS investment policy target asset allocation for each major asset class are summarized in the following table:

<u>Asset Class</u>	<u>Long-Term Expected Real Rate of Return</u>	<u>Target Allocation</u>
U.S. equity	4.88%	31%
Developed market international equity	5.37%	14%
Emerging market international equity	6.09%	4%
Private equity and strategic lending	6.57%	20%
U.S. fixed income	1.20%	20%
Real estate	4.38%	10%
Short-term securities	0.00%	1%
		<hr/> 100%

The long-term expected rate of return on pension plan investments was established by the TCRS Board of Trustees as 6.75 percent based on blending of the three factors described above.

Discount rate. The discount rate used to measure the total pension liability was 6.75 percent. The projection of cash flows used to determine the discount rate assumed that employee contributions will be made at the current rate and that contributions from Oak Ridge Schools will be made at the actuarially determined contribution rate pursuant to an actuarial valuation in accordance with the funding policy of the TCRS Board of Trustees and as required to be paid by state statute. Based on those assumptions, the pension plan's fiduciary net position was projected to be available to make projected future benefit payments of current active and inactive members. Therefore, the long-term expected rate of return on pension plan investments was applied to all periods of projected benefit payments to determine the total pension liability.

OAK RIDGE SCHOOLS
OAK RIDGE, TENNESSEE

Notes to Basic Financial Statements
(Continued)

13. Public Employee Retirement System (Continued)

Oak Ridge Schools Non-Teacher Legacy Plan (Continued)

Changes in Net Pension Liability (Asset)

	Increase (Decrease)		
	Total Pension Liability	Plan Fiduciary Net Position	Net Pension Liability (Asset)
	(a)	(b)	(a) - (b)
Balance at 6/30/20	<u>\$ 32,630,082</u>	<u>\$ 33,571,750</u>	<u>\$ (941,668)</u>
Changes for the year:			
Service cost	399,832	-	399,832
Interest	2,329,426	-	2,329,426
Differences between expected and actual experience	57,671	-	57,671
Changes in Assumptions	1,572,648	-	1,572,648
Contributions - employer	-	445,975	(445,975)
Contributions - employees	-	224,357	(224,357)
Net investment income	-	8,513,471	(8,513,471)
Benefit payments, including refunds of employee contributions	(1,799,812)	(1,799,812)	-
Administrative expense	-	(10,167)	10,167
Net changes	<u>2,559,765</u>	<u>7,373,824</u>	<u>(4,814,059)</u>
Balance at 6/30/21	<u>\$ 35,189,847</u>	<u>\$ 40,945,574</u>	<u>\$ (5,755,727)</u>

Sensitivity of the net pension liability (asset) to changes in the discount rate. The following presents the net pension liability (asset) of Oak Ridge Schools calculated using the discount rate of 6.75 percent, as well as what the net pension liability (asset) would be if it were calculated using a discount rate that is 1-percentage-point lower (5.75 percent) or 1-percentage-point higher (7.75 percent) than the current rate:

	<u>1% Decrease (5.75%)</u>	<u>Current Discount Rate (6.75%)</u>	<u>1% Increase (7.75%)</u>
Oak Ridge Schools net pension liability (asset)	\$ (1,695,847)	\$ (5,755,727)	\$ (9,191,301)

Pension Expense (Negative Pension Expense) and Deferred Outflows of Resources and Deferred Inflows of Resources Related to Pensions

Pension expense (negative pension expense). For the year ended June 30, 2022, Oak Ridge Schools recognized pension expense (negative pension expense) of (\$712,006).

OAK RIDGE SCHOOLS
OAK RIDGE, TENNESSEE

Notes to Basic Financial Statements
(Continued)

13. Public Employee Retirement System (Continued)

Oak Ridge Schools Non-Teacher Legacy Plan (Continued)

Pension Expense (Negative Pension Expense) and Deferred Outflows of Resources and Deferred Inflows of Resources Related to Pensions (Continued)

Deferred outflows of resources and deferred inflows of resources. For the year ended June 30, 2022, Oak Ridge Schools reported deferred outflows of resources and deferred inflows of resources related to pensions from the following sources:

	<u>Deferred Outflows of Resources</u>	<u>Deferred Inflows of Resources</u>
Differences between expected and actual experience	\$ 38,447	\$ 74,811
Net difference between projected and actual earnings on pension plan investments	-	4,536,394
Changes in Assumption	1,048,432	
Contributions subsequent to the measurement date of June 30, 2021	<u>305,182</u>	<u>n/a</u>
Total	<u>\$ 1,392,061</u>	<u>\$ 4,611,205</u>

The amount shown above for "Contributions subsequent to the measurement date of June 30, 2021," will be recognized as a reduction (increase) to net pension liability (asset) in the following measurement period.

Amounts reported as deferred outflows of resources and deferred inflows of resources related to pensions will be recognized in pension expense as follows:

Year Ended June 30:	
2023	\$ (680,903)
2024	(544,019)
2025	(1,075,234)
2026	(1,224,170)
2027	-
Thereafter	-

In the table shown above, positive amounts will increase pension expense while negative amounts will decrease pension expense.

Payable to the Pension Plan

At June 30, 2022, Oak Ridge Schools reported a payable of \$348 for the outstanding amount of contributions to the pension plan required at the year ended June 30, 2022.

OAK RIDGE SCHOOLS
OAK RIDGE, TENNESSEE

Notes to Basic Financial Statements
(Continued)

14. Defined Contribution Plan

The School contributes to the Higher Education and Teacher Hybrid Plan, a defined contribution pension plan under section 401(k) of the Internal Revenue Code, for teachers with membership in the Tennessee Consolidated Retirement System after June 30, 2014. The Higher Education and Teacher Hybrid Plan is a component of the defined benefit plan reported in Note 13. Benefit terms, including contribution requirements, for the Higher Education and Teacher Hybrid Plan are established by Tennessee Code Annotated Title 8, Chapters 34-37 and may be amended by the Tennessee General Assembly. For each employee in the pension plan the School is required to contribute 5% of annual salary to an individual employee account. Employee contributions vary based on individual selection. For the year ended June 30, 2022, the School System recognized \$468,478. Employees are immediately vested on all contributions and earnings on those contributions.

The School reported no payable for the outstanding amount of contributions to the pension plan required at the year ended June 30, 2022.

15. Other Postemployment Benefits (OPEB)

Oak Ridge Schools Teacher Group Plan

Plan Description. Employees of Oak Ridge Schools, who were hired prior to July 1, 2015, are provided with pre-65 retiree health insurance benefits through the closed Teacher Group OPEB Plan (TGOP) administered by the Tennessee Department of Finance and Administration. This plan is considered to be a multiple-employer defined benefit plan that is used to provide postemployment benefits other than pensions (OPEB). However, for accounting purposes, this plan will be treated as a single-employer plan. All eligible pre-65 retired teachers, support staff and disability participants of local education agencies, who choose coverage, participate in the TGOP. This plan is closed to the employees of all participating employers that were hired on or after July 1, 2015.

Benefits provided. Oak Ridge Schools offers the TGOP to provide health insurance coverage to eligible pre-65 retired teachers, support staff and disabled participants of local education agencies. Insurance coverage is the only postemployment benefit provided to retirees. An insurance committee created in accordance with TCA 8-27-301 establishes and amends the benefit terms of the TGOP. All members have the option of choosing between the premier preferred provider organization (PPO), standard PPO, limited PPO or the wellness health savings consumer-driven health plan (CDHP) for healthcare benefits. Retired plan members, of the TGOP, receives the same plan benefits as active employees, at a blended premium rate that considers the cost of all participants. This creates an implicit subsidy for retirees. Participating employers determine their own policy related to direct subsidies provided for the retiree premiums. The Schools pay 85% of the retirees' individual health insurance premium for five years or until the retirees reach age 65. The state, as a governmental nonemployer contributing entity, provides a direct subsidy for eligible retirees' premiums, based on years of service. Therefore, retirees with 30 or more years of services will receive 45%; 20 but less than 30 years, 35%; and less than 20 years, 20% of the scheduled premium. No subsidy is provided for enrollees of the health savings CDHP. The TGOP is funded on a pay-as-you-go basis and there are no assets accumulating in a trust that meets the criteria of paragraph 4 of GASB Statement No. 75.

OAK RIDGE SCHOOLS
OAK RIDGE, TENNESSEE

Notes to Basic Financial Statements
(Continued)

15. Other Postemployment Benefits (OPEB) (Continued)

Oak Ridge Schools Teacher Group Plan (Continued)

Employees covered by benefit terms. At July 1, 2021, the following employees of Oak Ridge Schools were covered by the benefit terms of the TGOP:

Inactive employees currently receiving benefit payments	23
Inactive employees entitled to but not yet receiving benefit payments	1
Active employees	<u>455</u>
	<u>479</u>

An insurance committee, created in accordance with TCA 8-27-301, establishes the required payments to the TGOP by member employers and employees through the blended premiums established for active and retired employees. Claims liabilities of the plan are periodically computed using actuarial and statistical techniques to establish premium rates. Administrative costs are allocated to plan participants. Employers contribute towards employee costs based on their own developed policies. During the current reporting period, Oak Ridge Schools paid \$193,629 to the TGOP for OPEB benefits as they came due.

Total OPEB Liability

Actuarial assumptions. The collective total OPEB liability in the June 30, 2021 actuarial valuation was determined using the following actuarial assumptions and other inputs, applied to all periods included in the measurement, unless otherwise specified:

Inflation	2.25 percent
Salary increases	Graded salary ranges from 3.44 to 8.72 percent based on age, including inflation, averaging 4.00 percent
Healthcare cost trend rates	7.36% for pre-65 in 2021, decreasing annually over a 7 year period to an ultimate rate of 4.50%. 7.32% for post-65 in 2021, decreasing annually over an 8 year period to an ultimate rate of 4.50%
Retiree's share of benefit-related costs	Members are required to make monthly contributions in order to maintain their coverage. For the purpose of this Valuation a weighted average has been used with weights derived from the current distribution of members among plans offered.

Unless noted otherwise, the actuarial demographic assumptions used in the June 30, 2021, valuations were the same as those employed in the July 1, 2020 Pension Actuarial Valuation of the Tennessee Consolidated Retirement System (TCRS). These assumptions were developed by TCRS based on the results of an actuarial experience study for the period July 1, 2016 – June 30, 2020. The demographic assumptions were adjusted to more closely reflect actual and expected future experience. Mortality tables are used to measure the probabilities of participants dying before and after retirement. The pre-retirement

OAK RIDGE SCHOOLS
OAK RIDGE, TENNESSEE

Notes to Basic Financial Statements
(Continued)

15. Other Postemployment Benefits (OPEB) (Continued)

Oak Ridge Schools Teacher Group Plan (Continued)

Total OPEB Liability (Continued)

Actuarial assumptions. (Continued)

mortality rates employed in this valuation are taken from the PUB-2010 Headcount-weighted Employee mortality table for Teacher Employees projected generationally with MP-2020 from 2010. Post-retirement tables are Headcount-weighted Teacher Below Median Healthy Annuitant and adjusted with 19% load for males and an 18% load for females, projected generationally from 2010 with MP-2020. Mortality rates for impaired lives are the same as those used by TCRS and are taken from a gender distinct table published in the IRS Ruling 96-7 for disabled lives with a 10% load, projected generationally from 2018 with MP-2020.

Discount rate. The discount rate used to measure the total OPEB liability was 2.16 percent. This rate reflects the interest rate derived from yields on 20-year, tax-exempt general obligation municipal bonds, prevailing on the measurement date, with an average rating of AA/Aa as shown on the Bond Buyer 20-year Municipal GO AA index.

Changes in Collective Total OPEB Liability

	Total OPEB Liability
Balances at June 30, 2020	\$ 8,699,697
Changes for the year:	
Service cost	500,110
Interest	199,980
Changes of benefit terms	-
Differences between expected and actual experience	340,038
Change in assumptions	159,383
Benefit payments	(303,500)
Net changes	896,011
Balances at June 30, 2021	\$ 9,595,708
Nonemployer contributing entities proportionate share of the collective total OPEB liability	\$ 3,057,741
Employer's proportionate share of the collective total OPEB liability	\$ 6,537,967
Employer's proportion of the collective total OPEB	68.13%

Oak Ridge Schools has a special funding situation related to benefits paid by the State of Tennessee for its eligible retired employees participating in the TGOP. Oak Ridge Schools proportionate share of the collective total OPEB liability was based on a projection of the employer's long-term share of benefit payments to the OPEB plan relative to the projected share of benefit payments of all participating employers and nonemployer contributing entities, actuarially determined. The proportion changed -3.71% from the prior measurement date. Oak Ridge Schools recognized \$277,674 in revenue for subsidies provided by nonemployer contributing entities for benefits paid by the TGOP for Oak Ridge Schools retirees.

OAK RIDGE SCHOOLS
OAK RIDGE, TENNESSEE

Notes to Basic Financial Statements
(Continued)

15. Other Postemployment Benefits (OPEB) (Continued)

Oak Ridge Schools Teacher Group Plan (Continued)

Changes in Collective Total OPEB Liability (Continued)

Changes of assumptions. The discount rate was changed from 2.21% as of the beginning of the measurement period to 2.16% as of June 30, 2021. This change in assumption increased the total OPEB liability.

Sensitivity of proportionate share of the collective total OPEB liability to changes in the discount rate. The following presents the proportionate share of the collective total OPEB liability related to the TGOP, as well as what the proportionate share of the collective total OPEB liability would be if it were calculated using a discount rate that is 1-percentage-point lower (1.16%) or 1-percentage-point higher (3.16%) than the current discount rate:

	<u>1% Decrease (1.16%)</u>	<u>Discount Rate (2.16%)</u>	<u>1% Increase (3.16%)</u>
Proportionate share of collective total OPEB liability	\$ 6,988,276	\$ 6,537,967	\$ 6,103,790

Sensitivity of proportionate share of the collective total OPEB liability to changes in the healthcare cost trend rate. The following presents the proportionate share of the collective total OPEB liability related to the TGOP, as well as what the proportionate share of the collective total OPEB liability would be if it were calculated using a healthcare cost trend rate that is 1-percentage-point lower (6.36%/6.32% decreasing to 3.50%) or 1-percentage-point higher (8.36%/8.32% decreasing to 5.50%) than the current healthcare cost trend rate:

	<u>1% Decrease (6.36%/6.32% decreasing to 3.50%)</u>	<u>Healthcare Cost Trend Rates (7.36%/7.32% decreasing to 4.50%)</u>	<u>1% Increase (8.36%/8.32% decreasing to 5.50%)</u>
Proportionate share of collective total OPEB liability	\$ 5,841,446	\$ 6,537,967	\$ 7,348,384

OPEB Expense and Deferred Outflows of Resources and Deferred Inflows of Resources Related to OPEB

OPEB expense. For the fiscal year ended June 30, 2022, Oak Ridge Schools recognized OPEB expense of \$734,611.

OAK RIDGE SCHOOLS
OAK RIDGE, TENNESSEE

Notes to Basic Financial Statements
(Continued)

15. Other Postemployment Benefits (OPEB) (Continued)

Oak Ridge Schools Teacher Group Plan (Continued)

OPEB Expense and Deferred Outflows of Resources and Deferred Inflows of Resources Related to OPEB (Continued)

Deferred outflows of resources and deferred inflows of resources. For the fiscal year ended June 30, 2022, Oak Ridge Schools reported deferred outflows of resources and deferred inflows of resources related to OPEB benefits in the TGOP from the following sources:

	<u>Deferred Outflows of Resources</u>	<u>Deferred Inflows of Resources</u>
Differences between expected and actual experience	\$ 1,107,250	\$ 1,109,768
Changes of assumptions and other inputs	709,312	418,970
Changes in proportion	123,498	435,250
Employer payments subsequent to the measurement date of June 30, 2021	<u>193,629</u>	<u>N/A</u>
Total	<u>\$ 2,133,689</u>	<u>\$ 1,963,988</u>

The amounts shown above for "Employer payments subsequent to the measurement date" will be included as a reduction to total OPEB liability in the following measurement period.

Amounts reported as deferred outflows of resources and deferred inflows of resources will be recognized in OPEB expense as follows:

Year Ended June 30:	
2023	\$ (20,064)
2024	(20,064)
2025	(20,064)
2026	(20,064)
2027	(9,739)
Thereafter	66,067

In the table above, positive amounts will increase OPEB expense while negative amounts will decrease OPEB expense.

OAK RIDGE SCHOOLS
OAK RIDGE, TENNESSEE

Notes to Basic Financial Statements
(Continued)

15. Other Postemployment Benefits (OPEB) (Continued)

Oak Ridge Schools The Tennessee Plan

Plan Description. Employees of Oak Ridge Schools, who were hired prior to July 1, 2015, are provided with post-65 retiree health insurance benefits through the closed The Tennessee Plan (TNP) administered by the Tennessee Department of Finance and Administration. This plan is considered to be a multiple-employer defined benefit plan that is used to provide postemployment benefits other than pensions (OPEB). However, for accounting purposes, this plan will be treated as a single-employer plan. All eligible post-65 retired teachers and disability participants of local education agencies, who choose coverage, participate in the TNP. The TNP also includes eligible retirees of the state, certain component units of the state, and certain local government entities. This plan is closed to the employees of all participating employers that were hired on or after July 1, 2015.

Benefits provided. The State offers the TNP to help fill most of the coverage gaps created by Medicare for eligible post-65 retired teachers and disabled participants of local education agencies. Insurance coverage is the only postemployment benefit provided to retirees. The TNP does not include pharmacy. In accordance with TCA 8-27-209, benefits of the TNP are established and amended by cooperation of insurance committees created by TCAs 8-27-201, and 8-27-701. Retirees and disabled employees of the state, component units, local education agencies, and certain local governments who have reached the age of 65, are Medicare eligible and also receives a benefit from the Tennessee Consolidated Retirement System may participate in this plan. All plan members receive the same plan benefits at the same premium rates. Participating employers determine their own policy related to subsidizing the retiree premiums. The Schools pay 85% of the retirees' individual health insurance premium for five years or until the retirees reach age 65. The state, as a governmental nonemployer contributing entity contributes to the premiums of eligible retirees of local education agencies based on years of service. Therefore, retirees with 30 years of services will receive \$50 per month; 20 but less than 30 years, \$37.50 per month; and 15 but less than 20 years, \$25. The TNP is funded on a pay-as-you-go basis and there are no assets accumulating in a trust that meets the criteria of paragraph 4 of GASB Statement No. 75.

Employees covered by benefit terms. At June 30, 2021, the following employees of Oak Ridge Schools were covered by the benefit terms of the TNP:

Inactive employees currently receiving benefit payments	163
Inactive employees entitled to but not yet receiving benefit payments	41
Active employees	<u>369</u>
	<u>573</u>

In accordance with TCA 8-27-209, the state insurance committee established by TCAs 8-27-201, 8-27-301 and 8-27-701 determine the required payments to the plan by member employers and employees. Claims liabilities of the plan are periodically computed using actuarial and statistical techniques to establish premium rates. Administrative costs are allocated to plan participants. Employers contribute towards employee costs based on their own developed policies. During the current reporting period, Oak Ridge Schools paid \$0 to the TNP for OPEB benefits as they came due.

OAK RIDGE SCHOOLS
OAK RIDGE, TENNESSEE

Notes to Basic Financial Statements
(Continued)

15. Other Postemployment Benefits (OPEB) (Continued)

Oak Ridge Schools The Tennessee Plan (Continued)

Total OPEB Liability

Actuarial assumptions. The collective total OPEB liability in the June 30, 2021 actuarial valuation was determined using the following actuarial assumptions and other inputs, applied to all periods included in the measurement, unless otherwise specified:

Inflation	2.25 percent
Salary increases	Graded salary ranges from 3.44 to 8.72 percent based on age, including inflation, averaging 4.00 percent
Healthcare cost trend rates	7.32% in 2021, decreasing annually over an 8 year period to an ultimate rate of 4.50%.

Unless noted otherwise, the actuarial demographic assumptions used in the June 30, 2021 valuations were the same as those employed in the July 1, 2020 Pension Actuarial Valuation of the Tennessee Consolidated Retirement System (TCRS). These assumptions were developed by TCRS based on the results of an actuarial experience study for the period July 1, 2016 – June 30, 2020. The demographic assumptions were adjusted to more closely reflect actual and expected future experience. Mortality tables are used to measure the probabilities of participants dying before and after retirement. The mortality rates employed in this valuation are taken from the headcount-weighted below median teachers PUB-2010 Healthy Participant Mortality Table for Annuitants for non-disabled post-retirement mortality, with mortality improvement projected to all future years using Scale MP-2020. Post-retirement tables are adjusted with a 19% load for males and a 18% load for females. Mortality rates for impaired lives are the same as those used by TCRS and are taken from a gender distinct table published in the IRS Ruling 96-7 for disabled lives with a 10% load with mortality improvement projected to all future years using Scale MP-2020.

Discount rate. The discount rate used to measure the total OPEB liability was 2.16 percent. This rate reflects the interest rate derived from yields on 20-year, tax-exempt general obligation municipal bonds, prevailing on the measurement date, with an average rating of AA/Aa as shown on the Bond Buyer 20-year Municipal GO AA index.

Changes in Collective Total OPEB Liability

	<u>Total OPEB Liability</u>
Balances at June 30, 2020	<u>\$ 1,961,241</u>
Changes for the year:	
Service cost	44,233
Interest	43,452
Changes of benefit terms	-
Differences between expected and actual experience	(1,225)
Change in assumptions	(266,976)
Benefit payments	<u>(79,064)</u>
Net changes	<u>(259,580)</u>
Balances at June 30, 2021	<u>\$ 1,701,661</u>
Nonemployer contributing entities proportionate share of the collective total OPEB liability	\$ 1,701,661
Employer's proportionate share of the collective total OPEB liability	\$ -
Employer's proportion of the collective total OPEB liability	0.00%

OAK RIDGE SCHOOLS
OAK RIDGE, TENNESSEE

Notes to Basic Financial Statements
(Continued)

15. Other Postemployment Benefits (OPEB) (Continued)

Oak Ridge Schools The Tennessee Plan (Continued)

Changes in Collective Total OPEB Liability (Continued)

Oak Ridge Schools has a special funding situation related to benefits paid by the State of Tennessee for its eligible retired employees participating in the TNP. Oak Ridge Schools proportionate share of the collective total OPEB liability was based on a projection of the employer's long-term share of benefit paid through the OPEB plan relative to the projected share of benefit payments of all participating employers and nonemployer contributing entities, actuarially determined. The proportion changed 0.00% from the prior measurement date. Oak Ridge Schools recognized \$82,240 in revenue for subsidies provided by nonemployer contributing entities for benefits paid by the TNP for Oak Ridge Schools retirees.

Changes of assumptions. The discount rate was changed from 2.21% as of the beginning of the measurement period to 2.16% as of June 20, 2021. This change in assumption increased the total OPEB liability.

16. On-Behalf Payments

The State of Tennessee made the following on-behalf payments during the year ended June 30, 2022:

Teacher Group Insurance Plan – The State of Tennessee makes a contribution (on-behalf payment) for retired teachers who participate in the State-administered Teacher Group Insurance Plan through TCRS as described in Note 16. The on-behalf payment for 2022 was \$290,373 and has been recorded as a revenue and expenditure in the General Purpose School Fund.

The Tennessee Plan – The State of Tennessee makes a contribution (on-behalf payment) for retired teachers who participate in The Tennessee Plan for the Local Employer as described in Note 16. The on-behalf payment for 2022 was \$79,388 and has been recorded as a revenue and expenditure in the General Purpose School Fund.

17. Termination Benefits

The Schools provide voluntary termination benefits for professional employees who agree to retire before age 65. For employees who retire at age 60 or after 30 years of creditable service in TCRS with at least 10 years of service with the Schools, the Schools pay 85% of the retirees' individual health insurance premiums for five years or until the retirees reach age 65. The Schools fund their contributions on a pay-as-you-go basis. During 2022, the Schools paid approximately \$87,245 to 23 retirees, which has been recorded as an expenditure in the General Purpose School Fund.

The estimated liability and expense of the termination benefits reported in the Schools' departmental-wide financial statements is \$587,435. Termination benefits are measured at the discounted present value of expected future benefit payments. The Schools used a discount rate of 2.40% and a projected annual healthcare cost trend rate of 3.60% to estimate the effect of making these payments over a five-year period.

OAK RIDGE SCHOOLS
OAK RIDGE, TENNESSEE

Notes to Basic Financial Statements
(Continued)

18. Economic Concentration

A significant number of taxpayers in the City of Oak Ridge are employed by the U.S. Department of Energy (DOE) or their contractors. DOE and related federal government contractors' operations are contingent upon annual U.S. congressional appropriations; therefore, a reduction in DOE related operations could have a significant effect upon the future operations of the Oak Ridge Schools.

The Schools receive annual funding from the State of Tennessee, City of Oak Ridge and Anderson and Roane Counties. The amount of revenue and other financing sources earned in the year ended June 30, 2022 in the General Purpose School Fund financial statements are as follows:

<u>Source</u>	<u>Amount</u>	<u>% of Revenues</u>
State of Tennessee	\$ 24,955,944	32.91%
City of Oak Ridge	28,943,101	38.17%
Anderson and Roane Counties	21,323,015	28.12%
Other	<u>607,339</u>	<u>0.80%</u>
Total	<u>\$ 75,829,399</u>	<u>100.00%</u>

Any reduction in funding from these sources could have a significant effect upon the future operations of the Schools.

19. Excess of Expenditures Over Appropriations

As required by the Tennessee Comptroller of the Treasury, Division of Local Governmental Audit, the Schools have prepared GASB Statement No. 34 departmental-wide financial statements for the fiscal year ended June 30, 2022. As a result during 2022, the General Purpose School Fund expenditures exceeded appropriations by \$10,314,651. This was due in part to the debt issuance and capital project activities done at the City on the school's behalf.

20. Contingencies

Loss contingencies are existing conditions, situations, or set of circumstances involving uncertainty as to possible loss. The uncertainty will ultimately be resolved when one or more future events occur or fail to occur. The reporting of loss contingencies depends on the likelihood that a future event or events will confirm the incurrence of a liability. Terms used to assess the range for the likelihood of loss are Probable, Reasonably Possible, and Remote. Loss contingencies that are assessed as probable and measurable are accrued in the financial statements. Loss contingencies that are assessed to be at least reasonably possible are disclosed in this note and loss contingencies that are assessed as remote are not reported in the financial statements, nor disclosed in the notes. The following table provides criteria for how the Board accounts for loss contingencies, based on the likelihood of the loss and measurability.

OAK RIDGE SCHOOLS
OAK RIDGE, TENNESSEE

Notes to Basic Financial Statements
(Continued)

20. Contingencies (Continued)

Likelihood of future outflow or other sacrifice of resources	Loss amount can be reasonably measured	Loss range can be reasonably measured	Loss amount or range cannot be reasonably measured
Probable Future confirming event(s) are more likely to occur than not.	Accrue the liability. Report on Balance Sheet and Statement of Net Cost.	Accrue liability of the best estimate or (if there is no best estimate) minimum amount in loss range, and disclose nature of contingency and range of estimate liability.	Disclose nature of contingency and include a statement that an estimate cannot be made.
Reasonably possible Possibility of future confirming event(s) occurring is more than remote and less than likely.	Disclose nature of contingency and estimated loss amount.	Disclose nature of contingency and estimated loss range.	Disclose nature of contingency and include a statement that an estimate cannot be made.
Remote possibility of future event(s) occurring is slight.	No disclosure.	No disclosure.	No disclosure.

The Board did not have any contingencies that are considered reasonably possible to occur based on management's review of the financial accounting disclosure criteria above.

21. Subsequent Events

Subsequent events were evaluated through December 8, 2022, which is the date the financial statements were available to be issued.

REQUIRED SUPPLEMENTARY INFORMATION

OAK RIDGE SCHOOLS
OAK RIDGE, TENNESSEE

Schedule of Changes in the Net Pension Liability (Asset) and Related Ratios
Based on Participation in the Legacy Employee Pension Plan of TCRS

Last Measurement Period Ending June 30

	2014	2015	2016	2017	2018	2019	2020	2021
Total pension liability								
Service cost	\$ 593,620	\$ 576,571	\$ 558,772	\$ 553,182	\$ 534,843	\$ 511,277	\$ 451,076	\$ 399,832
Interest	1,920,483	1,992,432	2,019,852	2,070,010	2,140,572	2,199,907	2,280,384	2,329,426
Changes in benefit terms	-	-	-	-	-	-	-	-
Differences between actual and expected experience	(141,131)	(738,027)	(399,170)	177,442	(227,304)	163,594	(224,433)	57,671
Change of assumptions	-	-	-	685,078	-	-	-	1,572,648
Benefit payments, including refunds of employee contributions	(1,385,505)	(1,407,675)	(1,487,476)	(1,522,704)	(1,562,047)	(1,650,215)	(1,758,888)	(1,799,812)
Net change in total pension liability	987,467	423,301	691,978	1,963,008	886,064	1,224,563	748,139	2,559,765
Total pension liability - beginning	25,705,562	26,693,029	27,116,330	27,808,308	29,771,316	30,657,380	31,881,943	32,630,082
Total pension liability - ending (a)	\$ 26,693,029	\$ 27,116,330	\$ 27,808,308	\$ 29,771,316	\$ 30,657,380	\$ 31,881,943	\$ 32,630,082	\$ 35,189,847
Plan fiduciary net position								
Contributions - employer	\$ 601,852	\$ 603,825	\$ 604,601	\$ 597,818	\$ 565,950	\$ 526,893	\$ 431,892	\$ 445,975
Contributions - employee	310,746	300,414	300,796	297,422	282,349	262,308	216,813	224,357
Net investment income	3,876,773	824,811	717,506	3,076,562	2,452,150	2,322,653	1,612,982	8,513,471
Benefit payments, including refunds of employee contributions	(1,385,505)	(1,407,675)	(1,487,476)	(1,522,704)	(1,562,047)	(1,650,215)	(1,758,888)	(1,799,812)
Administrative expense	(7,996)	(9,355)	(13,501)	(13,912)	(14,364)	(12,003)	(10,658)	(10,167)
Net change in plan fiduciary net position	3,395,870	312,020	121,926	2,435,186	1,724,038	1,449,636	492,141	7,373,824
Plan fiduciary net position - beginning	23,640,933	27,036,803	27,348,823	27,470,749	29,905,935	31,629,973	33,079,609	33,571,750
Plan fiduciary net position - ending (b)	\$ 27,036,803	\$ 27,348,823	\$ 27,470,749	\$ 29,905,935	\$ 31,629,973	\$ 33,079,609	\$ 33,571,750	\$ 40,945,574
Net pension liability (asset) - ending (a)-(b)	\$ (343,774)	\$ (232,493)	\$ 337,559	\$ (134,619)	\$ (972,593)	\$ (1,197,666)	\$ (941,668)	\$ (5,755,727)
Plan fiduciary net position as a percentage of total pension liability	101.29%	100.86%	98.79%	100.45%	103.17%	103.76%	102.89%	116.36%
Covered payroll	\$ 5,912,101	\$ 6,008,215	\$ 6,015,939	\$ 5,948,434	\$ 5,631,332	\$ 5,237,502	\$ 4,816,623	\$ 4,868,666
Net pension liability (asset) as a percentage of covered payroll	(5.81)%	(3.87)%	5.61%	(2.26)%	(17.27)%	(22.87)%	(19.55)%	(118.22)%

Notes to Schedule

Changes in assumptions. In 2021, amounts reported as changes of assumptions resulted from changes to the inflation rate, investment rate of return, cost-of-living adjustment, and mortality improvements. In 2017, amounts reported as changes of assumptions resulted from changes to the inflation rate, investment rate of return, cost-of-living adjustment, salary growth and mortality improvements.

GASB 68 requires a 10-year schedule for this data to be presented starting with the implementation of GASB 68. The information in this schedule is not required to be presented retroactively prior to the implementation date. Please refer to previously supplied data from the TCRS GASB website for prior years' data, if needed.

See independent auditor's report.

OAK RIDGE SCHOOLS
OAK RIDGE, TENNESSEE

Schedule of Oak Ridge School System's Contributions Based on
Participation in the Public Employee Pension Plan of TCRS

Last Fiscal Year Ending June 30

	2014	2015	2016	2017	2018	2019	2020	2021	2022
Actuarially determined contribution	\$ 601,852	\$ 603,825	\$ 604,601	\$ 597,818	\$ 565,948	\$ 526,893	\$ 431,892	\$ 485,401	\$ 305,182
Contributions in relation to the actuarially determined contribution	601,852	603,825	604,601	597,818	565,948	526,893	431,892	485,401	305,182
Contribution deficiency (excess)	\$ -	\$ -	\$ -	\$ -	\$ -	\$ -	\$ -	\$ -	\$ -
Covered payroll	\$ 5,912,101	\$ 6,008,215	\$ 6,015,939	\$ 5,948,434	\$ 5,631,323	\$ 5,237,495	\$ 4,816,623	\$ 4,868,666	\$ 4,440,529
Contributions as a percentage of covered payroll	10.18%	10.05%	10.05%	10.05%	10.05%	10.06%	8.97%	9.97%	6.87%

GASB 68 requires a 10-year schedule for this data to be presented starting *with the implementation of GASB 68*. The information in this schedule is not required to be presented retroactively prior to the implementation date. Please refer to previously supplied data from the TCRS GASB website for prior years' data, if needed.

Notes to Schedule

Valuation date: Actuarially determined contribution rates for 2022 were calculated based on the June 30, 2019 actuarial valuation.

Methods and assumptions used to determine contribution rates:

Actuarial cost method	Entry age normal
Amortization method	Level dollar, closed (not to exceed 20 years)
Remaining amortization period	Varies by year
Asset valuation	10-year smoothed within a 20 percent corridor to market value
Inflation	2.50 percent
Salary increases	Graded salary ranges from 8.72 to 3.44 percent based on age, including inflation, averaging 4.00 percent
Investment Rate of Return	7.25 percent, net of investment expense, including inflation
Retirement age	Pattern of retirement determined by experience study
Mortality	Customized table based on actual experience including an adjustment for some anticipated improvement
Cost of Living Adjustments	2.25 percent

Changes of assumptions: In 2017, the following assumptions were changed: decreased inflation rate from 3.00 percent to 2.50 percent; decreased the investment rate of return from 7.50 percent to 7.25 percent; decreased the cost-of-living adjustment from 2.50 percent to 2.25 percent; decreased salary growth graded ranges from an average of 4.25 percent to an average of 4.00 percent; and modified mortality assumptions.

See independent auditor's report.

OAK RIDGE SCHOOLS
OAK RIDGE, TENNESSEE

Schedule of Oak Ridge School System's
Proportionate Share of the Net Pension Asset
Teacher Legacy Pension Plan of TCRS

Last Measurement Period Ending June 30

	2014	2015	2016	2017	2018	2019	2020	2021
Oak Ridge School System's proportion of the net pension liability (asset)	0.643262%	0.662651%	0.714582%	0.709296%	0.729158%	0.751065%	0.769546%	0.798940%
Oak Ridge School System's proportionate share of the net pension liability (asset)	\$ (104,527)	\$ 271,444	\$ 4,465,739	\$ (232,072)	\$ (2,565,845)	\$ (7,722,304)	\$ (5,868,358)	\$ (34,458,664)
Oak Ridge School System's covered payroll	\$25,247,996	\$24,806,330	\$25,794,986	\$25,166,846	\$25,532,743	\$25,184,288	\$25,612,457	\$26,095,337
Oak Ridge School System's proportionate share of the net pension liability (asset) as a percentage of its covered payroll	0.41%	-1.09%	17.31%	-0.92%	-10.05%	-30.66%	-22.91%	-132.05%
Plan fiduciary net position as a percentage of the total pension liability	100.08%	99.81%	97.14%	100.14%	101.49%	104.28%	103.09%	116.13%

GASB 68 requires a 10-year schedule for this data to be presented starting *with the implementation of GASB 68*. The information in this schedule is not required to be presented retroactively prior to the implementation date. Please refer to previously supplied data from the TCRS GASB website for prior years' data, if needed.

See independent auditor's report.

OAK RIDGE SCHOOLS
OAK RIDGE, TENNESSEE

Schedule of Oak Ridge School System's Contributions
Teacher Legacy Pension Plan of TCRS

Last Fiscal Year Ending June 30

	2014	2015	2016	2017	2018	2019	2020	2021	2022
Contractually required contribution	\$ 2,242,022	\$ 2,242,495	\$ 2,331,864	\$ 2,266,622	\$ 2,318,372	\$ 2,634,279	\$ 2,722,608	\$ 2,684,797	\$ 2,688,853
Contributions in relation to the contractually determined contribution	2,242,022	2,242,495	2,331,864	2,266,622	2,318,372	2,634,279	2,722,608	2,684,797	2,688,853
Contribution deficiency (excess)	\$ -	\$ -	\$ -	\$ -	\$ -	\$ -	\$ -	\$ -	\$ -
Oak Ridge School System's covered payroll	\$25,247,996	\$24,806,330	\$25,794,986	\$25,166,846	\$25,532,743	\$25,184,312	\$25,612,457	\$26,086,003	\$26,086,003
Contributions as a percentage of Oak Ridge School System's covered payroll	8.88%	9.04%	9.04%	9.01%	9.08%	10.46%	10.63%	10.27%	8.69%

GASB 68 requires a 10-year schedule for this data to be presented starting *with the implementation of GASB 68*. The information in this schedule is not required to be presented retroactively prior to the implementation date. Please refer to previously supplied data from the TCRS GASB website for prior years' data, if needed.

Changes of assumptions. In 2021, the following assumptions were changed: decreased inflation rate from 2.50 percent to 2.25 percent; decreased the investment rate of return from 7.25 percent to 6.75 percent; decreased the cost-of-living adjustment from 2.25 percent to 2.125 percent; and modified mortality assumptions. In 2017, the following assumptions were changed: decreased inflation rate from 3.00 percent to 2.50 percent; decreased the investment rate of return from 7.50 percent to 7.25 percent; decreased the cost-of-living adjustment from 2.50 percent to 2.25 percent; decreased salary growth graded ranges from an average of 4.25 percent to an average of 4.00 percent; and modified mortality assumptions.

See independent auditor's report.

OAK RIDGE SCHOOLS
OAK RIDGE, TENNESSEE

Schedule of Oak Ridge School System's
Proportionate Share of the Net Pension Liability (Asset)
Teacher Hybrid Pension Plan of TCRS

Last Fiscal Year Ending June 30

	2015	2016	2017	2018	2019	2020	2021
Oak Ridge School System's proportion of the net pension liability (asset)	0.262638%	0.214610%	0.265898%	0.232039%	0.275306%	0.290066%	0.299617%
Oak Ridge School System's proportionate share of the net pension liability (asset)	\$ (10,566)	\$ (22,342)	\$ (70,154)	\$ (105,236)	\$ (155,406)	\$ (164,944)	\$ (324,548)
Oak Ridge School System's covered payroll	\$ 545,692	\$ 944,289	\$ 1,651,613	\$ 2,027,749	\$ 2,913,297	\$ 3,660,406	\$ 4,298,242
Oak Ridge School System's proportionate share of the net pension liability (asset) as a percentage of its covered payroll	-1.94%	-2.37%	-4.25%	-5.19%	-5.33%	-4.51%	-7.55%
Plan fiduciary net position as a percentage of the total pension liability	127.46%	121.88%	126.81%	126.97%	123.07%	116.52%	121.53%

GASB 68 requires a 10-year schedule for this data to be presented starting *with the implementation of GASB 68*. The information in this schedule is not required to be presented retroactively prior to the implementation date. Please refer to previously supplied data from the TCRS GASB website for prior years' data, if needed.

See independent auditor's report.

OAK RIDGE SCHOOLS
OAK RIDGE, TENNESSEE

Schedule of Oak Ridge School System's Contributions
Teacher Hybrid Pension Plan of TCRS

Last Fiscal Year Ending June 30**

	<u>2015</u>	<u>2016</u>	<u>2017</u>	<u>2018</u>	<u>2019*</u>	<u>2020*</u>	<u>2021*</u>	<u>2022*</u>
Contractually required contribution	\$ 546	\$ 23,637	\$ 69,808	\$ 33,067	\$ 56,518	\$ 74,306	\$ 88,216	\$ 111,413
Contributions in relation to the contractually required contribution	<u>21,828</u>	<u>37,772</u>	<u>69,808</u>	<u>81,110</u>	<u>56,518</u>	<u>74,306</u>	<u>88,216</u>	<u>111,413</u>
Contribution deficiency (excess)	<u>\$ (21,282)</u>	<u>\$ (14,135)</u>	<u>\$ -</u>	<u>\$ (48,043)</u>	<u>\$ -</u>	<u>\$ -</u>	<u>\$ -</u>	<u>\$ -</u>
Oak Ridge School System's covered payroll	\$ 545,692	\$ 944,289	\$ 1,651,613	\$ 2,027,749	\$ 2,913,297	\$ 3,660,406	\$ 4,335,612	\$ 5,500,052
Contributions as a percentage of Oak Ridge School System's covered payroll	4.00%	4.00%	4.23%	4.00%	1.94%	2.03%	2.02%	1.13%

* In fiscal years 2019, 2020, 2021 and 2022, the Schools placed the actuarially determined contribution rate of 1.94%, 1.97%, 1.98% and 2.87%, respectively, into the pension plan and placed 2.06%, 2.03%, 2.02% and 0.00%, respectively, of covered payroll into the Pension Stabilization Reserve Trust.

** GASB 68 requires a 10-year schedule for this data to be presented starting *with the implementation of GASB 68*. The information in this schedule is not required to be presented retroactively prior to the implementation date. Please refer to previously supplied data from the TCRS GASB website for prior years' data, if needed.

Changes of assumptions. In 2021, the following assumptions were changed: decreased inflation rate from 2.50 percent to 2.25 percent; decreased the investment rate of return from 7.25 percent to 6.75 percent; decreased the cost-of-living adjustment from 2.25 percent to 2.125 percent; and modified mortality assumptions. In 2017, the following assumptions were changed: decreased inflation rate from 3.00 percent to 2.50 percent; decreased the investment rate of return from 7.50 percent to 7.25 percent; decreased the cost-of-living adjustment from 2.50 percent to 2.25 percent; decreased salary growth graded ranges from an average of 4.25 percent to an average of 4.00 percent; and modified mortality assumptions.

See independent auditor's report.

OAK RIDGE SCHOOLS
OAK RIDGE, TENNESSEE

Schedule of Changes in the Net Pension Liability (Asset) and Related Ratios
Based on Participation in the Hybrid Employee Pension Plan of TCRS

Last Measurement Date Ending June 30

	2015	2016	2017	2018	2019	2020	2021
Total pension liability							
Service cost	\$ 948	\$ 8,266	\$ 33,725	\$ 78,884	\$ 111,246	\$ 158,660	\$ 193,745
Interest	71	620	4,373	11,957	22,471	38,074	57,410
Changes in benefit terms	-	-	-	-	-	-	-
Differences between actual and expected experience	(1,019)	15,701	20,560	22,417	34,683	38,004	15,261
Change of assumptions	-	-	2,798	-	-	-	68,802
Benefit payments, including refunds of employee contributions	-	-	-	-	(1,204)	-	(6,249)
Net change in total pension liability	-	24,587	61,456	113,258	167,196	234,738	328,969
Total pension liability - beginning	-	-	24,587	86,043	199,301	366,497	601,235
Total pension liability - ending (a)	<u>\$ -</u>	<u>\$ 24,587</u>	<u>\$ 86,043</u>	<u>\$ 199,301</u>	<u>\$ 366,497</u>	<u>\$ 601,235</u>	<u>\$ 930,204</u>
Plan fiduciary net position							
Contributions - employer	\$ 541	\$ 12,691	\$ 37,547	\$ 61,210	\$ 34,943	\$ 59,833	\$ 72,312
Contributions - employee	677	15,864	46,935	76,513	111,998	158,873	184,031
Net investment income	-	370	7,928	15,431	25,111	26,672	204,068
Benefit payments, including refunds of employee contributions	-	-	-	-	(1,204)	-	(6,249)
Administrative expense	(40)	(1,165)	(3,234)	(5,083)	(6,539)	(7,122)	(8,419)
Other expense	-	-	1,470	-	-	-	-
Net change in plan fiduciary net position	1,178	27,760	90,646	148,071	164,309	238,256	445,743
Plan fiduciary net position - beginning	-	1,178	28,938	119,584	267,655	431,964	670,220
Plan fiduciary net position - ending (b)	<u>\$ 1,178</u>	<u>\$ 28,938</u>	<u>\$ 119,584</u>	<u>\$ 267,655</u>	<u>\$ 431,964</u>	<u>\$ 670,220</u>	<u>\$ 1,115,963</u>
Net pension liability (asset) - ending (a)-(b)	<u>\$ (1,178)</u>	<u>\$ (4,351)</u>	<u>\$ (33,541)</u>	<u>\$ (68,354)</u>	<u>\$ (65,467)</u>	<u>\$ (68,985)</u>	<u>\$ (185,759)</u>
Plan fiduciary net position as a percentage of total pension liability	0.00%	117.70%	138.98%	134.30%	117.86%	111.47%	119.97%
Covered payroll	\$ 13,535	\$ 303,747	\$ 938,688	\$ 1,530,245	\$ 2,239,932	\$ 2,692,050	\$ 3,435,754
Net pension liability (asset) as a percentage of covered payroll	(8.70)%	(1.43)%	(3.57)%	(4.47)%	(2.92)%	(2.56)%	(5.41)%

Notes to Schedule

Changes of assumptions: In 2021, amounts reported as changes of assumptions resulted from changes to the inflation rate, investment rate of return, cost-of-living adjustment, and mortality improvements. In 2017, amounts reported as changes of assumptions resulted from changes to the inflation rate, investment rate of return, cost-of-living adjustment, salary growth, and mortality improvements.

GASB 68 requires a 10-year schedule for this data to be presented starting with the implementation of GASB 68. The information in this schedule is not required to be presented retroactively prior to the implementation date. Please refer to previously supplied data from the TCRS GASB website for prior years' data, if needed.

See independent auditor's report.

OAK RIDGE SCHOOLS
OAK RIDGE, TENNESSEE

Schedule of Oak Ridge School System's Contributions Based on
Participation in the Hybrid Employee Pension Plan of TCRS

Last Fiscal Year Ending June 30**

	2015	2016	2017	2018	2019*	2020*	2021*	2022*
Actuarially determined contribution	\$ 271	\$ 6,616	\$ 23,561	\$ 27,850	\$ 34,943	\$ 59,833	\$ 67,645	\$ 75,989
Contributions in relation to the actuarially determined contribution	541	12,691	37,547	61,210	34,943	59,833	67,645	75,989
Contribution deficiency (excess)	\$ (270)	\$ (6,075)	\$ (13,986)	\$ (33,360)	\$ -	\$ -	\$ -	\$ -
Covered payroll	\$ 13,535	\$ 303,747	\$ 938,688	\$1,030,245	\$2,239,932	\$2,692,050	\$3,435,754	\$3,823,006
Contributions as a percentage of covered payroll	4.00%	4.18%	4.00%	5.94%	1.56%	2.22%	1.97%	1.99%

* In fiscal years 2019, 2020, 2021 and 2022, the Schools paced the actuarially determined contribution rate of 1.56%, 2.22%, 1.97% and 0.00%, respectively, into the pension plan and placed 2.44%, 1.78%, 2.03% and 0.00%, respectively, of covered payroll into the Pension Stabilization Reserve Trust.

** GASB 68 requires a 10-year schedule for this data to be presented starting with the implementation of GASB 68. The information in this schedule is not required to be presented retroactively prior to the implementation date. Please refer to previously supplied data from the TCRS GASB website for prior years' data, if needed.

Notes to Schedule - Hybrid Plan

Valuation date: Actuarially determined contribution rates for fiscal year 2022 were calculated based on the June 30, 2020 actuarial valuation.

Methods and assumptions used to determine contribution rates:

Actuarial cost method	Entry age normal
Amortization method	Level dollar, closed (not to exceed 20 years)
Remaining amortization period	Varies by year
Asset valuation	10 year smoothed within 20 percent corridor to market value
Inflation	2.50 percent
Salary increases	Graded salary ranges from 8.72 to 3.44 percent based on age, including inflation, averaging 4.00 percent
Investment Rate of Return	7.25 percent, net of investment expense, including inflation
Retirement age	Pattern of retirement determined by experience study
Mortality	Customized table based on actual experience including an adjustment for some anticipated improvement
Cost of Living Adjustments	2.25 percent

Changes of assumptions: In 2017, the following assumptions were changed: decreased inflation rate from 3.00 percent to 2.50 percent; decreased the investment rate of return from 7.50 percent to 7.25 percent; decreased the cost-of-living adjustment from 2.50 percent to 2.25 percent; decreased salary growth graded ranges from an average of 4.25 percent to an average of 4.00 percent.

See independent auditor's report.

OAK RIDGE SCHOOLS
OAK RIDGE, TENNESSEE

Schedule of Changes in Total OPEB Liability and Related Ratios
Based on Participation in the TGOP OPEB Plan

Last Measurement Date Ended June 30

	<u>2017</u>	<u>2018</u>	<u>2019</u>	<u>2020</u>	<u>2021</u>
Collective Total OPEB Liability					
Service cost	\$ 623,425	\$ 579,515	\$ 521,587	\$ 378,249	\$ 500,110
Interest on the total OPEB liability	322,788	392,019	300,242	259,712	199,980
Changes of benefit terms	-	(896,256)	(2,296,835)	-	-
Differences between expected and actual experience of the total OPEB liability	-	(2,696,855)	1,621,329	323,428	340,038
Change in assumptions and other inputs	(490,174)	370,006	(568,662)	880,563	159,383
Benefit payments	(424,234)	(485,212)	(334,382)	(323,624)	(303,500)
Net change in total OPEB liability	<u>31,805</u>	<u>(2,736,783)</u>	<u>(756,721)</u>	<u>1,518,328</u>	<u>896,011</u>
Total OPEB liability - beginning	<u>10,643,068</u>	<u>10,674,873</u>	<u>7,938,090</u>	<u>7,181,369</u>	<u>8,699,697</u>
Total OPEB liability - ending	<u>\$ 10,674,873</u>	<u>\$ 7,938,090</u>	<u>\$ 7,181,369</u>	<u>\$ 8,699,697</u>	<u>\$ 9,595,708</u>
Proportion Determination					
Employer's actuarial accrued liability	\$ 7,697,256	\$ 5,769,324	\$ 5,064,825	\$ 6,249,923	\$ 6,537,967
State's actuarial accrued liability	\$ 2,977,617	\$ 2,168,766	\$ 2,116,544	\$ 2,449,774	\$ 3,057,741
Collective actuarial accrued liability	\$ 10,674,873	\$ 7,938,090	\$ 7,181,369	\$ 8,699,697	\$ 9,595,708
Employer's portion	0.721063	0.726790	0.705273	0.718406	0.681343
State's portion	0.278937	0.273210	0.294727	0.281594	0.318657
Employer's share of the total OPEB liability - beginning	\$ 7,674,323	\$ 7,697,256	\$ 5,769,324	\$ 5,064,825	\$ 6,249,923
Employer's share of the total OPEB liability - ending	\$ 7,697,256	\$ 5,769,324	\$ 5,064,825	\$ 6,249,923	\$ 6,537,967
Estimated covered payroll	\$ 26,795,318	\$ 27,562,952	\$ 28,002,656	\$ 29,272,863	\$ 30,421,615
Employer's total OPEB liability as a percentage of covered payroll	28.73%	20.93%	18.09%	21.35%	21.49%

Notes:

Note 1: GASB 68 requires a 10-year schedule for this data to be presented starting with the implementation of GASB 68. The information in this schedule is not required to be presented retroactively prior to the implementation date. Please refer to previously supplied data from the TCRS GASB website for prior years' data, if needed.

Note 2: The amounts reported for each fiscal year were determined as of the prior fiscal year.

Note 3: There are no assets accumulating in a trust that meets the criteria in paragraph 4 of GASB Statement No. 75 related to this OPEB Plan.

Note 4: Changes in assumptions. The following are the discount rates used in each period:

2017 - 3.56%
2018 - 3.62%
2019 - 3.51%
2020 - 2.21%
2021 - 2.16%

See independent auditor's report.

OAK RIDGE SCHOOLS
OAK RIDGE, TENNESSEE

Schedule of Changes in Total OPEB Liability and Related Ratios
Based on Participation in the TNP OPEB Plan

Last Measurement Date Ended June 30

	2017	2018	2019	2020	2021
Collective Total OPEB Liability					
Service cost	\$ 34,159	\$ 27,854	\$ 24,568	\$ 31,362	\$ 44,233
Interest on the total OPEB liability	49,542	55,708	52,047	59,552	43,452
Changes of benefit terms	-	-	-	-	-
Differences between expected and actual experience of the total OPEB liability	-	(124,727)	226,432	(75,689)	(1,225)
Change in assumptions and other inputs	(136,023)	(10,695)	22,697	319,319	(266,976)
Benefit payments	(72,750)	(73,655)	(70,802)	(76,526)	(79,064)
Net change in total OPEB liability	<u>(125,072)</u>	<u>(125,515)</u>	<u>254,942</u>	<u>258,018</u>	<u>(259,580)</u>
Total OPEB liability - beginning	1,698,868	1,573,796	1,448,281	1,703,223	1,961,241
Total OPEB liability - ending	<u>\$ 1,573,796</u>	<u>\$ 1,448,281</u>	<u>\$ 1,703,223</u>	<u>\$ 1,961,241</u>	<u>\$ 1,701,661</u>
Proportion Determination					
Employer's actuarial accrued liability	\$ -	\$ -	\$ -	\$ -	\$ -
State's actuarial accrued liability	\$ 1,573,796	\$ 1,448,281	\$ 1,703,223	\$ 1,961,241	\$ 1,701,661
Collective actuarial accrued liability	\$ 1,573,796	\$ 1,448,281	\$ 1,703,223	\$ 1,961,241	\$ 1,701,661
Employer's portion	-	-	-	-	-
State's portion	100%	100%	100%	100%	100%
Employer's share of the total OPEB liability - beginning	\$ -	\$ -	\$ -	\$ -	\$ -
Employer's share of the total OPEB liability - ending	\$ -	\$ -	\$ -	\$ -	\$ -
Estimated covered payroll	\$ 6,887,121	\$ 7,159,117	\$ 7,462,834	\$ 7,508,673	\$ 8,304,420
Employer's total OPEB liability as a percentage of covered payroll	0.00%	0.00%	0.00%	0.00%	0.00%

Notes:

Note 1: GASB 68 requires a 10-year schedule for this data to be presented starting with the implementation of GASB 68. The information in this schedule is not required to be presented retroactively prior to the implementation date. Please refer to previously supplied data from the TCRS GASB website for prior years' data, if needed.

Note 2: The amounts reported for each fiscal year were determined as of the prior fiscal year.

Note 3: There are no assets accumulating in a trust that meets the criteria in paragraph 4 of GASB Statement No. 75 related to this OPEB Plan.

Note 4: Changes in assumptions. The following are the discount rates used in each period:

2017 - 3.56%
2018 - 3.62%
2019 - 3.51%
2020 - 2.21%
2021 - 2.16%

See independent auditor's report.

OTHER SUPPLEMENTARY INFORMATION

OAK RIDGE SCHOOLS
OAK RIDGE, TENNESSEE

General Purpose School Fund
Comparative Balance Sheets

June 30, 2022 and 2021

	2022	2021
<u>ASSETS</u>		
Current assets:		
Cash and cash equivalents	\$ 16,033,179	\$ 12,778,567
Accounts receivable	605,327	39,290
Grants receivable	364,497	200,767
Advances from other funds	1,434,333	854,372
Due from other governments	2,140,109	1,988,526
Prepaid items	5,400	2,115
Total current assets	20,582,845	15,863,637
Restricted assets:		
Cash and cash equivalents	836,534	1,574,367
Investments - Stabilization Reserve Trust	589,634	452,740
Total restricted assets	1,426,168	2,027,107
Total assets	\$ 22,009,013	\$ 17,890,744
<u>LIABILITIES, DEFERRED INFLOWS OF RESOURCES AND FUND BALANCES</u>		
Accounts payable	\$ 417,075	\$ 390,506
Retainage payable	423,887	48,077
Accrued salaries and benefits	3,549,350	3,613,912
Due to other funds	850,554	149,977
Total liabilities	5,240,866	4,202,472
Deferred inflows of resources	225	4,203
Fund balances:		
Non-spendable - prepaid expenditures	5,400	2,115
Restricted - bond proceeds	836,534	1,574,367
Restricted - Stabilization Reserve Trust	589,634	452,740
Unrestricted:		
Committed	3,095,586	331,582
Unassigned	12,240,768	11,323,265
Total fund balances*	16,767,922	13,684,069
Total liabilities, deferred inflows of resources and fund balances	\$ 22,009,013	\$ 17,890,744

* Includes unspent bond proceeds being held at the City at June 30, 2022 and 2021 of \$836,534 and \$1,574,367, respectively.

See independent auditor's report.

OAK RIDGE SCHOOLS
OAK RIDGE, TENNESSEE

General Purpose School Fund
Comparative Statements of Revenues, Expenditures and Changes
in Fund Balance

Years Ended June 30, 2022 and 2021

	2022 Actual	2021 Actual
Revenues:		
Property taxes	\$ 12,607,917	\$ 11,702,900
Local option sales taxes	8,714,780	8,117,997
Mixed drink taxes	318	278
Local mineral severance taxes	-	5
Charges for services	346,784	313,141
Other local sources	111,307	313,412
State of Tennessee - BEP	23,708,368	23,279,248
State of Tennessee - other	1,247,576	1,063,879
Federal government	36,815	66,535
SRT investment income	27,883	73,380
Other	84,550	72,351
	<u>46,886,298</u>	<u>45,003,126</u>
Total revenues		
Expenditures:		
Instruction:		
Regular instruction	26,530,158	27,160,854
Alternative school	819,702	805,109
Special education	4,390,673	4,389,467
Technology and career	1,579,421	1,431,835
	<u>33,319,954</u>	<u>33,787,265</u>
Total instruction		
Support services:		
Health services	110,355	598,069
Other student support	1,647,398	1,730,269
Instructional staff	3,147,027	3,170,911
Special education	803,695	829,404
Technology and career	141,455	112,985
Technology	2,499,398	2,530,466
Communications	125,082	115,598
Board of education	1,113,713	1,161,343
Office of superintendent	354,862	351,001
Office of principal	3,909,592	3,843,817
Fiscal services	852,285	822,860
Human resources/personnel	417,703	407,890
Operation of plant	4,164,154	4,305,529
Maintenance of plant	1,733,606	1,647,131
Transportation	1,562,603	1,509,989
	<u>22,582,928</u>	<u>23,137,262</u>
Total support services		

(Continued)

OAK RIDGE SCHOOLS
OAK RIDGE, TENNESSEE

General Purpose School Fund
Comparative Statements of Revenues, Expenditures and Changes
in Fund Balance
(Continued)

Years Ended June 30, 2022 and 2021

	2022 Actual	2021 Actual
Expenditures (continued):		
Non-instructional:		
Other	\$ -	\$ 4,147
Pre-k program - grant	459,659	460,111
Pre-k program - local	603,196	696,795
Total non-instructional	<u>1,062,855</u>	<u>1,161,053</u>
Other capital outlay:		
Capital outlay	<u>7,961,483</u>	<u>2,580,353</u>
Debt service:		
Principal on capitalized leases	243,276	240,864
Interest on capitalized leases	25,692	28,104
Principal on bonds and notes payable	4,841,365	4,321,020
Interest on bonds and notes payable	<u>2,174,953</u>	<u>2,014,951</u>
Total debt service	<u>7,285,286</u>	<u>6,604,939</u>
Total expenditures	<u>72,212,506</u>	<u>67,270,872</u>
Revenues over (under) expenditures	<u>(25,326,208)</u>	<u>(22,267,746)</u>
Other financing sources (uses):		
Transfers in - from city	22,959,335	22,448,191
Transfers in - other funds	331,929	146,433
Transfers out - other funds	(73,998)	(73,382)
Transfer out - debt service to City	(707,205)	(287,205)
Bond refunding	-	(38,924,088)
Cost of issuance	(46,513)	(269,741)
Underwriter's discount	(37,253)	(238,295)
Swap termination fees	-	(5,654,750)
Contribution from City	-	9,088
Bond premiums	463,766	4,632,786
Bond proceeds	<u>5,520,000</u>	<u>40,445,000</u>
Total other financing sources (uses) - net	<u>28,410,061</u>	<u>22,234,037</u>
Net change in fund balances	3,083,853	(33,709)
Fund balance, beginning	<u>13,684,069</u>	<u>13,717,778</u>
Fund balance, ending*	<u>\$ 16,767,922</u>	<u>\$ 13,684,069</u>

* Includes unspent bond proceeds being held at the City at June 30, 2022 and 2021 of \$836,534 and \$1,574,367, respectively.

See independent auditor's report.

OAK RIDGE SCHOOLS
OAK RIDGE, TENNESSEE

General Purpose School Fund
Comparative Schedules of Revenues, Expenditures, and Changes
in Fund Balance - Budget and Actual

Years Ended June 30, 2022 and 2021

	2022				2021			
	Original Budget	Final Budget	Actual	Variance with Final Budget	Original Budget	Final Budget	Actual	Variance with Final Budget
Revenues:								
Property taxes	\$ 11,945,577	\$ 11,945,577	\$ 12,607,917	\$ 662,340	\$ 11,711,350	\$ 11,711,350	\$ 11,702,900	\$ (8,450)
Local option sales taxes	6,748,319	6,748,319	8,714,780	1,966,461	6,366,339	6,366,339	8,117,997	1,751,658
Mixed drink taxes	125	125	318	193	125	125	278	153
Local mineral severance taxes	125	125	-	(125)	125	125	5	(120)
Charges for services	267,500	267,500	346,784	79,284	262,000	262,000	313,141	51,141
Other local sources	367,500	194,793	111,307	(83,486)	470,500	422,001	313,412	(108,589)
State of Tennessee - BEP	23,721,000	23,721,000	23,708,368	(12,632)	23,331,000	23,331,000	23,279,248	(51,752)
State of Tennessee - other	1,004,300	1,576,978	1,247,576	(329,402)	1,014,460	1,293,791	1,063,879	(229,912)
Federal government	25,000	25,000	36,815	11,815	105,000	101,715	66,535	(35,180)
SRT investment income	-	-	27,883	27,883	-	-	73,380	73,380
Other	76,272	79,327	84,550	5,223	2,500	80,719	72,351	(8,368)
Total revenues	44,155,718	44,558,744	46,886,298	2,327,554	43,263,399	43,569,165	45,003,126	1,433,961
Expenditures:								
Instruction:								
Regular instruction	27,699,122	27,726,951	26,530,158	(1,196,793)	27,438,364	27,785,447	27,160,854	(624,593)
Alternative school	844,781	841,981	819,702	(22,279)	825,308	827,640	805,109	(22,531)
Special education	4,576,538	4,579,038	4,390,673	(188,365)	4,537,504	4,532,760	4,389,467	(143,293)
Technology and career	1,490,375	1,599,226	1,579,421	(19,805)	1,393,615	1,459,861	1,431,835	(28,026)
Other	960,000	274,449	-	(274,449)	2,200,000	966,564	-	(966,564)
Total instruction	35,570,816	35,021,645	33,319,954	(1,701,691)	36,394,791	35,572,272	33,787,265	(1,785,007)
Support services:								
Health services	640,640	129,176	110,355	(18,821)	621,134	615,271	598,069	(17,202)
Other student support	1,665,611	1,685,074	1,647,398	(37,676)	1,734,773	1,800,266	1,730,269	(69,997)
Instructional staff	3,075,152	3,320,340	3,147,027	(173,313)	2,817,241	3,364,842	3,170,911	(193,931)
Special education	856,577	854,077	803,695	(50,382)	846,190	840,433	829,404	(11,029)
Technology and career	125,751	145,707	141,455	(4,252)	114,806	118,429	112,985	(5,444)
Technology services	2,625,333	2,612,834	2,499,398	(113,436)	2,541,656	2,585,383	2,530,466	(54,917)
Communications	122,201	125,612	125,082	(530)	120,306	120,705	115,598	(5,107)
Board of education	1,048,860	1,059,610	1,113,713	54,103	1,100,981	1,120,361	1,161,343	40,982
Office of superintendent	366,944	368,945	354,862	(14,083)	357,817	357,863	351,001	(6,862)
Office of principal	4,034,433	4,017,017	3,909,592	(107,425)	3,700,041	3,938,686	3,843,817	(94,869)
Fiscal services	913,397	922,957	852,285	(70,672)	869,108	856,379	822,860	(33,519)
Human resources/personnel	436,091	433,512	417,703	(15,809)	433,440	416,318	407,890	(8,428)
Operation of plant	4,318,042	4,239,216	4,164,154	(75,062)	4,498,827	4,578,565	4,305,529	(273,036)
Maintenance of plant	1,888,612	1,824,962	1,733,606	(91,356)	1,709,687	1,689,053	1,647,131	(41,922)
Transportation	1,607,692	1,790,455	1,562,603	(227,852)	1,560,676	1,647,569	1,509,989	(137,580)
Total support services	23,725,336	23,529,494	22,582,928	(946,566)	23,026,683	24,050,123	23,137,262	(912,861)

(Continued)

OAK RIDGE SCHOOLS
OAK RIDGE, TENNESSEE

General Purpose School Fund
Comparative Schedules of Revenues, Expenditures, and Changes
in Fund Balance - Budget and Actual
(Continued)

Years Ended June 30, 2022 and 2021

	2022				2021			
	Original Budget	Final Budget	Actual	Variance with Final Budget	Original Budget	Final Budget	Actual	Variance with Final Budget
Expenditures (continued):								
Non-instructional:								
Other community services	\$ -	\$ -	\$ -	\$ -	\$ -	\$ 4,146	\$ 4,147	\$ 1
Pre-k program - grant	470,421	459,659	459,659	-	468,271	460,111	460,111	-
Pre-k program - local	751,651	682,012	603,196	(78,816)	699,320	704,537	696,795	(7,742)
Total non-instructional	<u>1,222,072</u>	<u>1,141,671</u>	<u>1,062,855</u>	<u>(78,816)</u>	<u>1,167,591</u>	<u>1,168,794</u>	<u>1,161,053</u>	<u>(7,741)</u>
Other capital outlay:								
Capital outlay	977,205	2,205,045	7,961,483	5,756,438	482,205	585,847	2,580,353	1,994,506
Debt service:								
Principal on capitalized leases	-	-	243,276	243,276	-	-	240,864	240,864
Interest on capitalized leases	-	-	25,692	25,692	-	-	28,104	28,104
Principal on bonds and notes payable	-	-	4,841,365	4,841,365	-	-	4,321,020	4,321,020
Interest on bonds and notes payable	-	-	2,174,953	2,174,953	-	-	2,014,951	2,014,951
Total debt service	<u>-</u>	<u>-</u>	<u>7,285,286</u>	<u>7,285,286</u>	<u>-</u>	<u>-</u>	<u>6,604,939</u>	<u>6,604,939</u>
Total expenditures	<u>61,495,429</u>	<u>61,897,855</u>	<u>72,212,506</u>	<u>10,314,651</u>	<u>61,071,270</u>	<u>61,377,036</u>	<u>67,270,872</u>	<u>5,893,836</u>
Revenues over (under) expenditures	<u>(17,339,711)</u>	<u>(17,339,111)</u>	<u>(25,326,208)</u>	<u>(7,987,097)</u>	<u>(17,807,871)</u>	<u>(17,807,871)</u>	<u>(22,267,746)</u>	<u>(4,459,875)</u>
Other financing sources (uses):								
Transfers in - from city	15,493,963	15,493,963	22,959,335	7,465,372	15,493,963	15,493,963	22,448,191	6,954,228
Transfer in - other funds	300,000	300,000	331,929	31,929	125,000	125,000	146,433	21,433
Transfers out - other funds	(76,784)	(77,384)	(73,998)	3,386	(83,179)	(83,179)	(73,382)	9,797
Transfer out - debt service to City	-	-	(707,205)	(707,205)	-	-	(287,205)	(287,205)
Bond refunding	-	-	-	-	-	-	(38,924,088)	(38,924,088)
Cost of issuance	-	-	(46,513)	(46,513)	-	-	(269,741)	(269,741)
Underwriter's discount	-	-	(37,253)	(37,253)	-	-	(238,295)	(238,295)
Swap termination fees	-	-	-	-	-	-	(5,654,750)	(5,654,750)
Contribution from City	-	-	-	-	-	-	9,088	9,088
Bond premiums	-	-	463,766	463,766	-	-	4,632,786	4,632,786
Bond proceeds	-	-	5,520,000	-	-	-	40,445,000	-
Total other financing sources (uses) - net	<u>15,717,179</u>	<u>15,716,579</u>	<u>28,410,061</u>	<u>7,173,482</u>	<u>15,535,784</u>	<u>15,535,784</u>	<u>22,234,037</u>	<u>(33,746,747)</u>
Net change in fund balances	<u>\$ (1,622,532)</u>	<u>\$ (1,622,532)</u>	<u>3,083,853</u>	<u>\$ (813,615)</u>	<u>\$ (2,272,087)</u>	<u>\$ (2,272,087)</u>	<u>(33,709)</u>	<u>\$ (38,206,622)</u>
Fund balance, beginning			<u>13,684,069</u>				<u>13,717,778</u>	
Fund balance, ending*			<u>\$ 16,767,922</u>				<u>\$ 13,684,069</u>	

*Includes unspent bond proceeds being held at the City at June 30, 2022 and 2021 of \$836,534 and \$1,574,367, respectively.

See independent auditor's report.

OAK RIDGE SCHOOLS
OAK RIDGE, TENNESSEE

School Federal Projects Fund
Comparative Balance Sheets

June 30, 2022 and 2021

	<u>2022</u>	<u>2021</u>
<u>ASSETS</u>		
Grants receivable	\$ 1,584,823	\$ 973,303
Prepays	<u>1,915</u>	<u>-</u>
Total assets	<u>\$ 1,586,738</u>	<u>\$ 973,303</u>
<u>LIABILITIES AND FUND BALANCES</u>		
Accounts payable	\$ 9,672	\$ 17,936
Accrued salaries and benefits	142,733	100,995
Due to other funds	1,434,333	854,372
Deferred revenue	<u>-</u>	<u>-</u>
Total liabilities	<u>1,586,738</u>	<u>973,303</u>
Fund balance	<u>-</u>	<u>-</u>
Total liabilities and fund balances	<u>\$ 1,586,738</u>	<u>\$ 973,303</u>

See independent auditor's report.

OAK RIDGE SCHOOLS
OAK RIDGE, TENNESSEE

School Federal Projects Fund
Comparative Statements of Revenues, Expenditures and Changes
in Fund Balance

Years Ended June 30, 2022 and 2021

	<u>2022 Actual</u>	<u>2021 Actual</u>
Revenues:		
Federal government	\$ 11,622,021	\$ 5,494,582
Total revenues	<u>11,622,021</u>	<u>5,494,582</u>
Expenditures:		
Instructional:		
Regular instruction	4,263,682	1,617,124
Special education	782,236	748,533
Technology and career	<u>828,170</u>	<u>268,683</u>
Total instructional	<u>5,874,088</u>	<u>2,634,340</u>
Support services:		
Health services	1,004,900	14,409
Other student support	368,861	569,857
Instructional staff	1,356,502	411,154
Special education	273,852	278,637
Technology and career	2,284	-
Technology services	2,078	203
Office of the principal	12,878	16,106
Transportation	<u>25,167</u>	<u>-</u>
Total support services	<u>3,046,522</u>	<u>1,290,366</u>
Non-instructional:		
Community service / early childhood education	1,230,429	1,113,454
Other	<u>-</u>	<u>315,052</u>
Total non-instructional	<u>1,230,429</u>	<u>1,428,506</u>
Other capital outlay:		
Capital outlay	<u>1,149,053</u>	<u>4,937</u>
Total expenditures	<u>11,300,092</u>	<u>5,358,149</u>
Revenues over (under) expenditures	<u>321,929</u>	<u>136,433</u>
Other financing sources (uses):		
Transfer to other funds	<u>(321,929)</u>	<u>(136,433)</u>
Total other financing sources (uses)	<u>(321,929)</u>	<u>(136,433)</u>
Net change in fund balances	-	-
Fund balance, beginning	<u>-</u>	<u>-</u>
Fund balance, ending	<u>\$ -</u>	<u>\$ -</u>

See independent auditor's report.

OAK RIDGE SCHOOLS
OAK RIDGE, TENNESSEE

School Federal Projects Fund
Comparative Schedules of Revenues, Expenditures and Changes
in Fund Balance - Budget and Actual

Years Ended June 30, 2022 and 2021

	2022				2021			
	Original Budget	Final Budget	Actual	Variance with Final Budget	Original Budget	Final Budget	Actual	Variance with Final Budget
Revenues:								
Federal government	\$ 12,266,732	\$ 16,930,529	\$ 11,622,021	\$ (5,308,508)	\$ 4,798,134	\$ 8,118,711	\$ 5,494,582	\$ (2,624,129)
Total revenues	12,266,732	16,930,529	11,622,021	(5,308,508)	4,798,134	8,118,711	5,494,582	(2,624,129)
Expenditures:								
Instructional:								
Regular instruction	5,125,000	5,960,705	4,263,682	(1,697,023)	725,785	2,603,784	1,617,124	(986,660)
Special education	900,000	1,353,665	782,236	(571,429)	800,000	855,869	748,533	(107,336)
Technology and career	260,000	1,292,366	828,170	(464,196)	71,707	268,682	268,683	1
Contingency	1,500,000	-	-	-	1,250,000	-	-	-
Total instructional	7,785,000	8,606,736	5,874,088	(2,732,648)	2,847,492	3,728,335	2,634,340	(1,093,995)
Support services:								
Health services	15,000	1,129,448	1,004,900	(124,548)	14,677	17,406	14,409	(2,997)
Other student support	765,000	708,462	368,861	(339,601)	62,194	664,938	569,857	(95,081)
Instructional staff	1,700,000	2,382,669	1,356,502	(1,026,167)	321,012	545,140	411,154	(133,986)
Special education	290,000	392,303	273,852	(118,451)	277,666	301,912	278,637	(23,275)
Technology and career	10,000	2,284	2,284	-	3,500	-	-	-
Technology services	2,000	7,917	2,078	(5,839)	2,000	4,389	203	(4,186)
Operation of plant	-	164	-	(164)	-	-	-	-
Office of the principal	-	-	12,878	12,878	-	-	16,106	16,106
Transportation	355,000	332,028	25,167	(306,861)	25,000	-	-	-
Food service	-	5,746	-	(5,746)	-	-	-	-
Total support services	3,137,000	4,961,021	3,046,522	(1,914,499)	706,049	1,533,785	1,290,366	(243,419)
Non-instructional:								
Community service / early childhood education	1,044,732	1,312,529	1,230,429	(82,100)	1,119,593	1,211,500	1,113,454	(98,046)
Other	-	-	-	-	-	1,500,000	315,052	(1,184,948)
Total non-instructional	1,044,732	1,312,529	1,230,429	(82,100)	1,119,593	2,711,500	1,428,506	(1,282,994)
Other capital outlay:								
Capital outlay	-	1,479,406	1,149,053	(330,353)	-	5,000	4,937	(63)
Total expenditures	11,966,732	16,359,692	11,300,092	(5,059,600)	4,673,134	7,978,620	5,358,149	(2,620,471)
Revenue over (under) expenditures	300,000	570,837	321,929	(248,908)	125,000	140,091	136,433	(3,658)
Other financing sources (uses):								
Transfer to other funds	(300,000)	(570,837)	(321,929)	248,908	(125,000)	(140,091)	(136,433)	3,658
Total other financing sources (uses)	(300,000)	(570,837)	(321,929)	248,908	(125,000)	(140,091)	(136,433)	3,658
Net change in fund balances	\$ -	\$ -	\$ -	\$ -	\$ -	\$ -	\$ -	\$ -
Fund balance, beginning								
Fund balance, ending			\$ -				\$ -	

See independent auditor's report.

OAK RIDGE SCHOOLS
OAK RIDGE, TENNESSEE

Nonmajor Governmental Funds
Combining Balance Sheet

June 30, 2022

	Special Revenue Funds				
	Other Education Special Revenue Funds	Extended School Program Fund	Cafeteria	Internal School Funds	Total Special Revenue Funds
ASSETS					
Cash and cash equivalents	\$ -	\$ -	\$ 1,220,428	\$ 1,097,819	\$ 2,318,247
Inventories	-	-	27,669	-	27,669
Accounts receivable	-	-	5,542	-	5,542
Grants receivable	25,324	-	72,986	-	98,310
Advances to other funds	4,683	150,816	695,055	-	850,554
	<u>30,007</u>	<u>150,816</u>	<u>2,021,680</u>	<u>1,097,819</u>	<u>3,300,322</u>
Total assets	\$ 30,007	\$ 150,816	\$ 2,021,680	\$ 1,097,819	\$ 3,300,322
LIABILITIES, DEFERRED INFLOWS OF RESOURCES AND FUND BALANCES					
Accounts payable	\$ -	\$ 81	\$ 73,716	\$ -	\$ 73,797
Accrued salaries and benefits	3,396	2,897	-	-	6,293
	<u>3,396</u>	<u>2,978</u>	<u>73,716</u>	<u>-</u>	<u>80,090</u>
Total liabilities	3,396	2,978	73,716	-	80,090
Deferred inflows of resources	-	-	22,170	-	22,170
	<u>-</u>	<u>-</u>	<u>22,170</u>	<u>-</u>	<u>22,170</u>
Fund balances:					
Nonspendable:					
Inventories	-	-	27,669	-	27,669
Restricted:					
Restricted for support service	26,611	-	-	-	26,611
Restricted for non-instructional	-	-	1,898,125	-	1,898,125
Restricted for education	-	-	-	1,097,819	1,097,819
Unrestricted:					
Committed	-	147,838	-	-	147,838
	<u>26,611</u>	<u>147,838</u>	<u>1,925,794</u>	<u>1,097,819</u>	<u>3,198,062</u>
Total fund balances	26,611	147,838	1,925,794	1,097,819	3,198,062
Total liabilities, deferred inflows of resources and fund balances	\$ 30,007	\$ 150,816	\$ 2,021,680	\$ 1,097,819	\$ 3,300,322

See independent auditor's report.

OAK RIDGE SCHOOLS
OAK RIDGE, TENNESSEE

Nonmajor Governmental Funds
Combining Statement of Revenues, Expenditures and
Changes in Fund Balances

Year Ended June 30, 2022

	Special Revenue Funds				Total
	Other Education Special Revenue Funds	Extended School Program Fund	Central Cafeteria Fund	Internal School Funds	
Revenues:					
Charges for service	\$ -	\$ 371,372	\$ 170,138	\$ -	\$ 541,510
Other local sources	30,125	-	-	-	30,125
State grants	121,212	-	-	-	121,212
Federal government	-	-	3,263,735	-	3,263,735
Other local revenues	-	-	-	1,053,980	1,053,980
Other	-	-	2,115	-	2,115
Total revenues	<u>151,337</u>	<u>371,372</u>	<u>3,435,988</u>	<u>1,053,980</u>	<u>5,012,677</u>
Expenditures:					
Support services:					
Other student support	103,610	-	-	-	103,610
Non-instructional:					
Food service	-	-	2,574,210	-	2,574,210
Operation of non-instructional services	-	-	-	1,025,326	1,025,326
Community service	126,564	311,837	-	-	438,401
Total expenditures	<u>230,174</u>	<u>311,837</u>	<u>2,574,210</u>	<u>1,025,326</u>	<u>4,141,547</u>
Revenues over (under) expenditures	<u>(78,837)</u>	<u>59,535</u>	<u>861,778</u>	<u>28,654</u>	<u>871,130</u>
Other financing sources (uses):					
Operating transfers - other funds	73,998	(10,000)	-	-	63,998
Total other financing sources (uses)	<u>73,998</u>	<u>(10,000)</u>	<u>-</u>	<u>-</u>	<u>63,998</u>
Net change in fund balances	(4,839)	49,535	861,778	28,654	935,128
Fund balance, beginning	31,450	98,303	1,064,016	1,069,165	2,262,934
Fund balance, ending	<u>\$ 26,611</u>	<u>\$ 147,838</u>	<u>\$ 1,925,794</u>	<u>\$ 1,097,819</u>	<u>\$ 3,198,062</u>

See independent auditor's report.

OAK RIDGE SCHOOLS
OAK RIDGE, TENNESSEE

Other Education Special Revenue Funds
Comparative Balance Sheets

June 30, 2022 and 2021

	<u>2022</u>	<u>2021</u>
<u>ASSETS</u>		
Grants receivable	\$ 25,324	\$ -
Advances to other funds	<u>4,683</u>	<u>34,779</u>
Total assets	<u>\$ 30,007</u>	<u>\$ 34,779</u>
<u>LIABILITIES AND FUND BALANCES</u>		
Liabilities:		
Accrued salaries and benefits	\$ 3,396	\$ 3,329
Due to other funds	<u>-</u>	<u>-</u>
Total liabilities	<u>3,396</u>	<u>3,329</u>
Fund balances:		
Restricted:		
Restricted for support services	<u>26,611</u>	<u>31,450</u>
Total liabilities and fund balances	<u>\$ 30,007</u>	<u>\$ 34,779</u>

See independent auditor's report.

OAK RIDGE SCHOOLS
OAK RIDGE, TENNESSEE

Other Education Special Revenue Funds
Comparative Statements of Revenues, Expenditures and Changes
in Fund Balance

Years Ended June 30, 2022 and 2021

	<u>2022</u> <u>Actual</u>	<u>2021</u> <u>Actual</u>
Revenues:		
Other local sources	\$ 30,125	\$ 54,485
State grants	<u>121,212</u>	<u>122,071</u>
Total revenues	<u>151,337</u>	<u>176,556</u>
Expenditures:		
Non-instructional:		
Other student services	103,610	104,494
Community service	<u>126,564</u>	<u>121,778</u>
Total expenditures	<u>230,174</u>	<u>226,272</u>
Revenues over (under) expenditures	(78,837)	(49,716)
Other financing sources:		
Operating transfers - other funds	<u>73,998</u>	<u>73,382</u>
Net change in fund balance	(4,839)	23,666
Fund balance, beginning	<u>31,450</u>	<u>7,784</u>
Fund balance, ending	<u>\$ 26,611</u>	<u>\$ 31,450</u>

See independent auditor's report.

OAK RIDGE SCHOOLS
OAK RIDGE, TENNESSEE

Other Education Special Revenue Funds
Comparative Schedules of Revenues, Expenditures and Changes
in Fund Balance - Budget and Actual

Years Ended June 30, 2022 and 2021

	2022				2021			
	Original Budget	Final Budget	Actual	Variance with Final Budget	Original Budget	Final Budget	Actual	Variance with Final Budget
Revenues:								
Other local sources	\$ 35,000	\$ 35,000	\$ 30,125	\$ (4,875)	\$ 32,929	\$ 32,929	\$ 54,485	\$ 21,556
State grants	114,611	121,402	121,212	(190)	120,611	124,541	122,071	(2,470)
Total revenues	<u>149,611</u>	<u>156,402</u>	<u>151,337</u>	<u>(5,065)</u>	<u>153,540</u>	<u>157,470</u>	<u>176,556</u>	<u>19,086</u>
Expenditures:								
Non-instructional:								
Other student services	106,395	106,396	103,610	(2,786)	112,790	114,290	104,494	(9,796)
Community service	120,000	126,790	126,564	(226)	123,929	126,359	121,778	(4,581)
Total expenditures	<u>226,395</u>	<u>233,186</u>	<u>230,174</u>	<u>(3,012)</u>	<u>236,719</u>	<u>240,649</u>	<u>226,272</u>	<u>(14,377)</u>
Revenues over (under) expenditures	(76,784)	(76,784)	(78,837)	(2,053)	(83,179)	(83,179)	(49,716)	33,463
Other financing sources:								
Operating transfers - other funds	76,784	76,784	73,998	(2,786)	83,179	83,179	73,382	(9,797)
Net change in fund balance	<u>\$ -</u>	<u>\$ -</u>	<u>(4,839)</u>	<u>\$ (4,839)</u>	<u>\$ -</u>	<u>\$ -</u>	<u>23,666</u>	<u>\$ 23,666</u>
Fund balance, beginning			<u>31,450</u>				<u>7,784</u>	
Fund balance, ending			<u>\$ 26,611</u>				<u>\$ 31,450</u>	

See independent auditor's report.

OAK RIDGE SCHOOLS
OAK RIDGE, TENNESSEE

Extended School Program Fund
Comparative Balance Sheets

June 30, 2022 and 2021

	<u>2022</u>	<u>2021</u>
<u>ASSETS</u>		
Advances to other funds	\$ 150,816	\$ 99,371
Total assets	<u>\$ 150,816</u>	<u>\$ 99,371</u>
<u>LIABILITIES, DEFERRED INFLOWS OF RESOURCES AND FUND BALANCES</u>		
Liabilities:		
Accounts payable	\$ 81	\$ 1,068
Accrued salaries and benefits	<u>2,897</u>	<u>-</u>
Total liabilities	<u>2,978</u>	<u>1,068</u>
Deferred inflows of resources	<u>-</u>	<u>-</u>
Fund balances:		
Committed	<u>147,838</u>	<u>98,303</u>
Total liabilities, deferred inflows of resources and fund balances	<u>\$ 150,816</u>	<u>\$ 99,371</u>

See independent auditor's report.

OAK RIDGE SCHOOLS
OAK RIDGE, TENNESSEE

Extended School Program Fund
Comparative Statements of Revenues, Expenditures and Changes
in Fund Balance

Years Ended June 30, 2022 and 2021

	<u>2022 Actual</u>	<u>2021 Actual</u>
Revenues:		
Charges for services	\$ 371,372	\$ 308,486
Total revenues	<u>371,372</u>	<u>308,486</u>
Expenditures:		
Non-instructional:		
Community service	<u>311,837</u>	<u>276,140</u>
Total expenditures	<u>311,837</u>	<u>276,140</u>
Revenues over (under) expenditures	59,535	32,346
Other financing sources (uses):		
Operating transfers - other funds	<u>(10,000)</u>	<u>(10,000)</u>
Net change in fund balance	49,535	22,346
Fund balance, beginning	<u>98,303</u>	<u>75,957</u>
Fund balance, ending	<u>\$ 147,838</u>	<u>\$ 98,303</u>

See independent auditor's report.

OAK RIDGE SCHOOLS
OAK RIDGE, TENNESSEE

Extended School Program Fund
Comparative Schedules of Revenues, Expenditures and Changes
in Fund Balance - Budget and Actual

Years Ended June 30, 2022 and 2021

	2022				2021			
	Original Budget	Final Budget	Actual	Variance with Final Budget	Original Budget	Final Budget	Actual	Variance with Final Budget
Revenues:								
Charges for services	\$ 362,340	\$ 362,340	\$ 371,372	\$ 9,032	\$ 456,651	\$ 456,651	\$ 308,486	\$ (148,165)
Total revenues	<u>362,340</u>	<u>362,340</u>	<u>371,372</u>	<u>9,032</u>	<u>456,651</u>	<u>456,651</u>	<u>308,486</u>	<u>(148,165)</u>
Expenditures:								
Non-instructional:								
Community service	<u>352,340</u>	<u>352,340</u>	<u>311,837</u>	<u>(40,503)</u>	<u>446,651</u>	<u>446,651</u>	<u>276,140</u>	<u>(170,511)</u>
Total expenditures	<u>352,340</u>	<u>352,340</u>	<u>311,837</u>	<u>(40,503)</u>	<u>446,651</u>	<u>446,651</u>	<u>276,140</u>	<u>(170,511)</u>
Revenues over (under) expenditures	10,000	10,000	59,535	49,535	10,000	10,000	32,346	22,346
Other financing sources (uses):								
Operating transfers - other funds	<u>(10,000)</u>	<u>(10,000)</u>	<u>(10,000)</u>	<u>-</u>	<u>(10,000)</u>	<u>(10,000)</u>	<u>(10,000)</u>	<u>-</u>
Net change in fund balance	<u>\$ -</u>	<u>\$ -</u>	<u>49,535</u>	<u>\$ 49,535</u>	<u>\$ -</u>	<u>\$ -</u>	<u>22,346</u>	<u>\$ 22,346</u>
Fund balance, beginning			<u>98,303</u>				<u>75,957</u>	
Fund balance, ending			<u>\$ 147,838</u>				<u>\$ 98,303</u>	

See independent auditor's report.

OAK RIDGE SCHOOLS
OAK RIDGE, TENNESSEE

Central Cafeteria Fund
Comparative Balance Sheets

June 30, 2022 and 2021

	<u>2022</u>	<u>2021</u>
<u>ASSETS</u>		
Cash and cash equivalents	\$ 1,220,428	\$ 1,011,101
Inventories	27,669	39,863
Accounts receivable	5,542	4,496
Grants receivable	72,986	138,027
Advances to other funds	<u>695,055</u>	<u>15,827</u>
Total assets	<u>\$ 2,021,680</u>	<u>\$ 1,209,314</u>
<u>LIABILITIES, DEFERRED INFLOWS OF RESOURCES AND FUND BALANCE</u>		
Accounts payable	<u>\$ 73,716</u>	<u>\$ 114,810</u>
Total liabilities	<u>73,716</u>	<u>114,810</u>
Deferred inflows of resources	<u>22,170</u>	<u>30,488</u>
Fund balance:		
Nonspendable:		
Inventories	27,669	39,863
Restricted for non-instructional - food service	<u>1,898,125</u>	<u>1,024,153</u>
Total fund balance	<u>1,925,794</u>	<u>1,064,016</u>
Total liabilities, deferred inflows of resources and fund balance	<u>\$ 2,021,680</u>	<u>\$ 1,209,314</u>

See independent auditor's report.

OAK RIDGE SCHOOLS
OAK RIDGE, TENNESSEE

Central Cafeteria Fund
Comparative Statements of Revenues, Expenditures and Changes
in Fund Balance

Years Ended June 30, 2022 and 2021

	<u>2022 Actual</u>	<u>2021 Actual</u>
Revenues:		
Charges for services	\$ 170,138	\$ 78,851
Federal and state government	3,263,735	1,903,442
Other income	<u>2,115</u>	<u>1,616</u>
Total revenues	<u>3,435,988</u>	<u>1,983,909</u>
Expenditures:		
Non-instructional:		
Food service	<u>2,574,210</u>	<u>1,873,262</u>
Total expenditures	<u>2,574,210</u>	<u>1,873,262</u>
Net change in fund balance	861,778	110,647
Fund balance, beginning	<u>1,064,016</u>	<u>953,369</u>
Fund balance, ending	<u>\$ 1,925,794</u>	<u>\$ 1,064,016</u>

See independent auditor's report.

OAK RIDGE SCHOOLS
OAK RIDGE, TENNESSEE

Central Cafeteria Fund
Comparative Schedules of Revenues, Expenditures and Changes
in Fund Balance - Budget and Actual

Years Ended June 30, 2022 and 2021

	2022				2021			
	Original Budget	Final Budget	Actual	Variance with Final Budget	Original Budget	Final Budget	Actual	Variance with Final Budget
Revenues:								
Charges for services	\$ 193,648	\$ 193,648	\$ 170,138	\$ (23,510)	\$ 612,504	\$ 612,504	\$ 78,851	\$ (533,653)
Federal and state government	2,231,250	2,331,250	3,263,735	932,485	1,712,587	1,712,587	1,903,442	190,855
Other income	3,600	3,600	2,115	(1,485)	3,800	3,800	1,616	(2,184)
Total revenues	<u>2,428,498</u>	<u>2,528,498</u>	<u>3,435,988</u>	<u>907,490</u>	<u>2,328,891</u>	<u>2,328,891</u>	<u>1,983,909</u>	<u>(344,982)</u>
Expenditures:								
Non-instructional:								
Food service	<u>2,578,498</u>	<u>2,678,498</u>	<u>2,574,210</u>	<u>(104,288)</u>	<u>2,508,891</u>	<u>2,508,891</u>	<u>1,873,262</u>	<u>(635,629)</u>
Total expenditures	<u>2,578,498</u>	<u>2,678,498</u>	<u>2,574,210</u>	<u>(104,288)</u>	<u>2,508,891</u>	<u>2,508,891</u>	<u>1,873,262</u>	<u>(635,629)</u>
Net change in fund balance	<u>\$ (150,000)</u>	<u>\$ (150,000)</u>	861,778	<u>\$ 1,011,778</u>	<u>\$ (180,000)</u>	<u>\$ (180,000)</u>	110,647	<u>\$ 290,647</u>
Fund balance, beginning			<u>1,064,016</u>				<u>953,369</u>	
Fund balance, ending			<u>\$ 1,925,794</u>				<u>\$ 1,064,016</u>	

See independent auditor's report.

OAK RIDGE SCHOOLS
OAK RIDGE, TENNESSEE

Internal School Funds
Balance Sheet

June 30, 2022 and 2021

	<u>2022</u>	<u>2021</u>
<u>ASSETS</u>		
Cash and cash equivalents	\$ 1,097,819	\$ 1,069,725
Accounts receivable	-	2,000
	<u> </u>	<u> </u>
Total assets	<u>\$ 1,097,819</u>	<u>\$ 1,071,725</u>
 <u>LIABILITIES AND FUND BALANCE</u>		
Accounts payable	\$ -	\$ 2,560
	<u> </u>	<u> </u>
Total liabilities	<u>-</u>	<u>2,560</u>
Fund balance:		
Restricted for education	<u>1,097,819</u>	<u>1,069,165</u>
	<u> </u>	<u> </u>
Total fund balance	<u>1,097,819</u>	<u>1,069,165</u>
	<u> </u>	<u> </u>
Total liabilities and fund balance	<u>\$ 1,097,819</u>	<u>\$ 1,071,725</u>

See independent auditor's report.

OAK RIDGE SCHOOLS
OAK RIDGE, TENNESSEE

Internal School Funds
Statement of Revenues, Expenditures and Changes
in Fund Balance

Years Ended June 30, 2022 and 2021

	<u>2022</u> <u>Actual</u>	<u>2021</u> <u>Actual</u>
Revenues:		
Contributions	\$ 1,053,980	\$ 730,330
Total revenues	<u>1,053,980</u>	<u>730,330</u>
Expenditures:		
School related expenditures	<u>1,025,326</u>	<u>780,618</u>
Total expenditures	<u>1,025,326</u>	<u>780,618</u>
Net change in fund balance	28,654	(50,288)
Fund balance, beginning	<u>1,069,165</u>	<u>1,119,453</u>
Fund balance, ending	<u>\$ 1,097,819</u>	<u>\$ 1,069,165</u>

See independent auditor's report.

OAK RIDGE SCHOOLS
OAK RIDGE, TENNESSEE

Comparative Statements of Fiduciary Net Position - Fiduciary Fund
Private Purpose Trust

June 30, 2022 and 2021

	<u>2022</u>	<u>2021</u>
<u>ASSETS</u>		
Cash and cash equivalents	\$ 87,284	\$ 88,202
Total assets	<u>\$ 87,284</u>	<u>\$ 88,202</u>
<u>LIABILITIES AND NET POSITION</u>		
Accounts payable	\$ -	\$ -
Total liabilities	<u>-</u>	<u>-</u>
Net position:		
Held in trust for scholarships	<u>87,284</u>	<u>88,202</u>
Total net position	<u>87,284</u>	<u>88,202</u>
Total liabilities and net position	<u>\$ 87,284</u>	<u>\$ 88,202</u>

See independent auditor's report.

OAK RIDGE SCHOOLS
OAK RIDGE, TENNESSEE

Comparative Statements of Changes in Fiduciary Net Position - Fiduciary Fund
Private Purpose Trust

Years Ended June 30, 2022 and 2021

	2022 Actual	2021 Actual
Additions:		
Investment income	\$ 182	\$ 5,010
Contributions	500	-
Total additions	<u>682</u>	<u>5,010</u>
Deductions:		
Scholarship awards	<u>1,600</u>	<u>5,981</u>
Total deductions	<u>1,600</u>	<u>5,981</u>
Change in net position	(918)	(971)
Net position, beginning	<u>88,202</u>	<u>89,173</u>
Net position, ending	<u><u>\$ 87,284</u></u>	<u><u>\$ 88,202</u></u>

See independent auditor's report.

OAK RIDGE SCHOOLS
OAK RIDGE, TENNESSEE

Schedule of Expenditures of Federal and State Awards

June 30, 2022

Federal Grantor/Pass-through Grantor/State Grantor	Program/ Cluster Name	CFDA Number	Contract Number	Passed Through To Subrecipients	Expenditures
Federal Awards:					
Direct Funding:					
U.S. Department of Energy	Clinch River Environmental Studies Organization (CRESO)	81.104	DE-FG05-93OR22105	N/A	\$ 84,381
Total Program 81.104					<u>84,381</u>
U.S. Department of Education	Federal Impact Aid-Section 8003	84.041	S041B-2017-4752	N/A	36,815
Total Program 84.041					<u>36,815</u>
Total Direct Funding					<u>121,196</u>
Pass-through Funding:					
U.S. Department of Health and Human Services (HHS) through Anderson County, TN	Headstart	93.600	PA20	N/A	8,897
U.S. Department of Health and Human Services (HHS) through Anderson County, TN	Headstart	93.600	PA22	N/A	872,775
U.S. Department of Health and Human Services (HHS) through Anderson County, TN	Headstart Safety Grant	93.600	PA	N/A	32,968
U.S. Department of Health and Human Services (HHS) through Anderson County, TN	Headstart ARP	93.600	N/A	N/A	76,453
Total Program 93.600					<u>991,093</u>
U.S. Department of Education through TN Department of Education	IDEA Discretionary Preschool	84.027A	Award #H027A180052	N/A	965,216
Total Program 84.027A					<u>965,216</u>
U.S. Department of Education through TN Department of Education	IDEA - ARP	84.027X	Project# 22-012000	N/A	42,678
Total Program 84.027X					<u>42,678</u>
U.S. Department of Education through TN Department of Education	Idea-B/Preschool	84.173A	Project #18--012000 Award #H173A180095	N/A	28,785
Total Program 84.173A					<u>28,785</u>
Total Special Education (IDEA) Cluster					<u>1,036,679</u>

(Continued)

OAK RIDGE SCHOOLS
OAK RIDGE, TENNESSEE

Schedule of Expenditures of Federal and State Awards
(Continued)

June 30, 2022

Federal Grantor/Pass-through Grantor/State Grantor	Program/Cluster Name	CFDA Number	Contract Number	Passed Through To Subrecipients	Expenditures
Federal Awards (Continued):					
Pass-through Funding (Continued):					
U.S. Department of Education through TN Department of Education	Carl Perkins ACT	84.048A	Project #18--012000 Award #V048A180042	N/A	\$ 80,481
Total Program 84.048A					<u>80,481</u>
U.S. Department of Education through TN Department of Education	TSW	84.126	N/A	N/A	62,117
Total Program 84.126					<u>62,117</u>
U.S. Department of Agriculture through TN Department of Education	National School Lunch Program / After School Snacks	10.555	N/A	N/A	30,661
U.S. Department of Agriculture through TN Department of Education	USDA Commodity Rebate	10.555	N/A	N/A	4,572
U.S. Department of Agriculture through TN Department of Education	Seamless Summer Program	10.555	N/A	N/A	2,790,077
U.S. Department of Agriculture through TN Department of Education	USDA Emergency Operations Costs	10.555	N/A	N/A	27,116
U.S. Department of Agriculture through TN Department of Education	Non Cash Commodities	10.555	N/A	N/A	139,736
Total Program 10.555					<u>2,992,162</u>
U.S. Department of Agriculture through TN Department of Education	USDA Summer Food Program	10.559	N/A	N/A	78,374
Total Program 10.559					<u>78,374</u>
U.S. Department of Agriculture through TN Department of Education	USDA Fresh Fruit Veggie Program	10.582	N/A	N/A	11,963
Total Program 10.582					<u>11,963</u>
					Total Child Nutrition Cluster
					<u>3,082,499</u>
U.S. Department of Agriculture through TN Department of Human Services	Child & Adult Care Food Program	10.558	03-47-59931-00-5	N/A	161,058
Total Program 10.558					<u>161,058</u>

(Continued)

OAK RIDGE SCHOOLS
OAK RIDGE, TENNESSEE

Schedule of Expenditures of Federal and State Awards
(Continued)

June 30, 2022

Federal Grantor/Pass-through Grantor/State Grantor	Program/ Cluster Name	CFDA Number	Contract Number	Passed Through To Subrecipients	Expenditures
Federal Awards (Continued):					
Pass-through Funding (Continued):					
U.S. Department of Agriculture through TN Department of Education	Pandemic - EBT Admin Costs	10.649	N/A	N/A	\$ 3,063
Total Program 10.649					3,063
U.S. Department of Education through TN Department of Education	ESSER (CARES ACT)	84.425D	S425D200047	N/A	116,460
U.S. Department of Education through TN Department of Education	ESSER 2.0	84.425D	Project #22-012000	N/A	2,190,260
U.S. Department of Education through TN Department of Education	ESSER 3.0	84.425U	S425U210047 Project #22-012000	N/A	3,593,700
U.S. Department of Education through TN Department of Education	ESSER Planning	84.425U	S425U210047 Project #22-012000	N/A	78,155
U.S. Department of Education through TN Department of Education	Best For All District	84.425D	S425D200047 Project #22-012000	N/A	28,610
U.S. Department of Education through TN Department of Education	TN All Corp.	84.425D	S425D200047	N/A	181,300
U.S. Department of Education through TN Department of Education	Innovative High School	84.425D	S425D200047 Project #22-012000	N/A	770,229
U.S. Department of Education through TN Department of Education	APR Homeless	84.425W	Project #22-012000	N/A	973
U.S. Department of Education through TN Department of Education	Civics Seal	84.425C	S425C200027	N/A	31,780
Total Program 84.425					6,991,467
U.S. Department of Education through TN Department of Education	Title I - A	84.010A	Project #18-572-012000 Award #SO10A180042	N/A	824,353
Total Program 84.010A					824,353
U.S. Department of Education through TN Department of Education	Title IV - B	84.287	Project #18--012000 Award #S287C180043	N/A	162,936
Total Program 84.287					162,936
U.S. Department of Education through TN Department of Education	Title III - A	84.365A	Project #18--01200 Award #S365A180042	N/A	18,748
Total Program 84.365A					18,748

(Continued)

OAK RIDGE SCHOOLS
OAK RIDGE, TENNESSEE

Schedule of Expenditures of Federal and State Awards
(Continued)

June 30, 2022

Federal Grantor/Pass-through Grantor/State Grantor	Program/ Cluster Name	CFDA Number	Contract Number	Passed Through To Subrecipients	Expenditures
Federal Awards (Continued):					
Pass-through Funding (Continued):					
U.S. Department of Education through TN Department of Education	Title II - A	84.367A	Project #18--012000 Award #S367A180040	N/A	\$ 169,936
Total Program 84.367A					<u>169,936</u>
U.S. Department of Education through TN Department of Education	Title IV - A	84.424A	Project #18--012000 Award #S2424A180044	N/A	65,284
Total Program 84.424A					<u>65,284</u>
U.S. Department of Education through TN Department of Education	Summer Learning Camps	93.558	N/A	N/A	33,134
U.S. Department of Education through TN Department of Education	Bridge Camp	93.558	N/A	N/A	17,526
U.S. Department of Education through TN Department of Education	Learning Camp Transportation	93.558	N/A	N/A	18,770
Total Program 93.558					<u>69,430</u>
U.S. Department of Education through TN Department of Education	Epidemiology and Laboratory Capacity Grant	93.323	Project #22-012000	N/A	1,065,117
Total Program 93.323					<u>1,065,117</u>
Total Pass-through Funding					<u>14,784,261</u>
Total Federal Awards					<u>\$ 14,905,457</u>

(Continued)

OAK RIDGE SCHOOLS
OAK RIDGE, TENNESSEE

Schedule of Expenditures of Federal and State Awards
(Continued)

June 30, 2022

Federal Grantor/Pass-through Grantor/State Grantor	Program/ Cluster Name	CFDA Number	Contract Number	Passed Through To Subrecipients	Expenditures
State Awards:					
U.S. Department of Agriculture through TN Department of Education	Child Nutrition State Match	N/A	N/A	N/A	\$ 17,116
U.S. Department of Education through TN Department of Education	Tennessee System	N/A	S411C200066	N/A	11,240
U.S. Department of Education through TN Department of Education	Summer Learning Camp	N/A	N/A	N/A	59,245
U.S. Department of Education through TN Department of Education	Bridge Camp	N/A	N/A	N/A	22,499
U.S. Department of Education through TN Department of Education	Learning Camp Transportation	N/A	N/A	N/A	24,289
Tennessee Department of Education	Middle School STEM	N/A	N/A	N/A	20,000
Tennessee Department of Education	Early Childhood Education Pre-K Expansion	N/A	18-012000 PreK/State 46515	N/A	459,659
Tennessee Department of Education	Coordinated School Health	N/A	Project #18-012000 46590 (S397A090043)	N/A	75,000
Tennessee Department of Education	Safe Schools Act - FY2019	N/A	S397A090043	N/A	91,600
Tennessee Department of Education	Family Resource Center - FY 2020	N/A	Project #18-012000	N/A	29,612
Tennessee Department of Education	Summer Learning Camps	N/A	N/A	N/A	110,427
Tennessee Department of Education	Bridge Camp	N/A	N/A	N/A	57,116
Tennessee Department of Education	STREAM Mini Camp	N/A	N/A	N/A	62,555
Tennessee Department of Education	Learning Camp Transportation	N/A	N/A	N/A	<u>43,247</u>
Total State Awards					<u>\$ 1,083,605</u>
Total Federal and State Awards					<u>\$ 15,989,062</u>

See independent auditor's report.

OAK RIDGE SCHOOLS
OAK RIDGE, TENNESSEE

Notes to Schedule of Expenditures of Federal and State Awards

Year Ended June 30, 2022

Note A – Basis of Presentation

The accompanying schedule of federal and state awards (the Schedule) includes federal and state award activity of Oak Ridge Schools under programs of the federal and state governments for the year ended June 30, 2022. The information in this Schedule is presented in accordance with the requirements of Title 2 U.S. Code of Federal Regulations Part 200, Uniform Administrative Requirements, Cost Principles, and Audit Requirements for Federal Awards (Uniform Guidance). Because the Schedule presents only a selected portion of the operations of Oak Ridge Schools, it is not intended to and does not present the financial position, changes in net position, or cash flows of Oak Ridge Schools.

Note B – Summary of Significant Accounting Policies

- (1) Expenditures reported on the Schedule are reported on the modified accrual basis of accounting. Such expenditures are recognized following the cost principles contained in the Uniform Guidance and/or OMB Circular A87, *Cost Principles for State, Local, and Indian Tribal Governments*, wherein certain types of expenditures are not allowable or are limited as to reimbursement.
- (2) Oak Ridge Schools has elected to use an indirect cost rate of 6.0% for the following programs, as allowed under the Uniform Guidance:
 - a. TNSySTEMS
 - b. Title I
 - c. Title II
 - d. Title III
 - e. Title IV
 - f. Title IV – 21st Century
 - g. Carl Perkins ACT
 - h. IDEA Discretionary
 - i. IDEA B
 - j. IDEA ARP
 - k. IDEA Preschool
 - l. ESSER
- (3) Oak Ridge Schools used a maximum allowed indirect cost rate of 4% for the Innovative High School program.
- (4) Oak Ridge Schools used a maximum allowed indirect cost rate of 5% for the CRESO program.

OAK RIDGE SCHOOLS
OAK RIDGE, TENNESSEE

Schedule of Noncash Federal Awards

June 30, 2022

<u>Federal Grantor/Pass-through Grantor/State Grantor</u>	<u>Program/ Cluster Name</u>	<u>CFDA Number</u>	<u>Contract Number</u>	<u>Passed Through To Subrecipients</u>	<u>Expenditures</u>
Federal Awards:					
Noncash:					
U.S. Department of Agriculture through TN Department of Education	N/A	10.569	N/A	N/A	<u>\$ 139,736</u>

See independent auditor's report.

OAK RIDGE SCHOOLS
OAK RIDGE, TENNESSEE

Schedule of Changes in Long-Term Debt by Individual Issue

June 30, 2022

Description of Indebtedness	Original Amount of Issue	Interest Rate	Date of Issue	Last Maturity Date	Outstanding 6/30/2021	Issued During Period	Paid and/or Matured During Period	Refunded During Period	Outstanding 6/30/2022
Bonds Payable:									
TN General Obligation Refunding Bond - Series 2017	\$ 3,905,000	Variable (2)	11/10/2017	06/01/2033	\$ 3,225,223	\$ -	\$ 240,652	\$ -	\$ 2,984,571
TN General Obligation Bond - Series 2018	8,700,000	Variable (3)	12/18/2018	06/01/2043	8,547,713	-	242,713	-	8,305,000
TN General Obligation Refunding Bond - Series 2019	15,713,000	Variable (1)	09/13/2019	06/01/2038	10,728,000	-	733,000	-	9,995,000
TN General Obligation Refunding Bond - Series 2020A	9,000,000	Variable (4)	12/18/2020	06/01/2035	9,000,000	-	-	-	9,000,000
TN General Obligation Bond - Series 2020B	3,135,000	Variable (5)	12/18/2020	06/01/2027	3,135,000	-	100,000	-	3,035,000
TN General Obligation Refunding Bond - Series 2021A	25,735,000	Variable (1)	06/04/2021	06/01/2035	25,735,000	-	240,000	-	25,495,000
TN General Obligation Bond - Series 2021B	2,575,000	1.00%	06/04/2021	06/01/2022	2,575,000	-	2,575,000	-	-
TN General Obligation Bond - Series 2021C	5,520,000	Variable (6)	09/24/2021	06/01/2041	-	5,520,000	240,000	-	5,280,000
TMBF Bonds - Series 2008	7,752,287	Variable (7)	04/16/2008	05/25/2027	<u>7,522,288</u>	<u>-</u>	<u>470,000</u>	<u>-</u>	<u>7,052,288</u>
Total Bonds Payable					<u>\$ 70,468,224</u>	<u>\$ 5,520,000</u>	<u>\$ 4,841,365</u>	<u>\$ -</u>	<u>\$ 71,146,859</u>
Loans Payable:									
Loan Payable to EESI of TN, Loan	3,000,000	1.00%	01/01/2020	12/01/2031	<u>\$ 2,679,910</u>	<u>\$ -</u>	<u>\$ 243,276</u>	<u>\$ -</u>	<u>\$ 2,436,634</u>

- (1) Variable interest rate between 2.00 - 5.00%
- (2) Variable interest rate between 2.25 - 5.00%
- (3) Variable interest rate between 3.00 - 5.00%
- (4) Variable interest rate between 1.00 - 5.00%
- (5) Variable interest rate between 0.40 - 1.00%
- (6) Variable interest rate between 1.35 - 4.00%
- (7) Variable interest rate at June 30, 2022 is 1.4%

See independent auditor's report.

STATISTICAL SECTION (UNAUDITED)

OAK RIDGE SCHOOLS
OAK RIDGE, TENNESSEE

Net Position by Component
Last Ten Fiscal Years
(Accrual Basis of Accounting)

	2022	2021	2020	2019	2018	2017	2016	2015	2014	2013
Governmental activities:										
Net investment in capital assets	\$ (3,622,970)	\$ (8,264,370)	\$ (6,865,976)	\$ (4,268,288)	\$ (8,467,072)	\$ (10,064,996)	\$ (4,884,355)	\$ (4,988,392)	\$ (4,467,543)	\$ (3,631,784)
Restricted	45,201,090	11,235,693	13,797,680	8,954,898	3,716,673	429,327	280,344	133,981	143,972	89,870
Unrestricted	<u>(13,896,633)</u>	<u>6,800,312</u>	<u>(7,960,515)</u>	<u>(10,404,145)</u>	<u>(7,228,052)</u>	<u>(8,173,876)</u>	<u>(12,254,611)</u>	<u>(11,186,045)</u>	<u>(4,398,509)</u>	<u>(3,009,777)</u>
	<u>\$ 27,681,487</u>	<u>\$ 9,771,635</u>	<u>\$ (1,028,811)</u>	<u>\$ (5,717,535)</u>	<u>\$ (11,978,451)</u>	<u>\$ (17,809,545)</u>	<u>\$ (16,858,622)</u>	<u>\$ (16,040,456)</u>	<u>\$ (8,722,080)</u>	<u>\$ (6,551,691)</u>

Note: Fiscal year 2008 was the first year the Schools adopted GASB Statement No. 34. The governmental activities of the Schools is the primary department of the organization.

See independent auditor's report.

OAK RIDGE SCHOOLS
OAK RIDGE, TENNESSEE

Change in Net Position
Last Ten Fiscal Years
(Accrual Basis of Accounting)

	2022	2021	2020	2019	2018	2017	2016	(Restated) 2015	2014	2013
Expenses:										
Governmental activities:										
Instructional	\$ 40,040,318	\$ 37,718,145	\$ 37,165,827	\$ 34,986,630	\$ 34,790,175	\$ 34,240,037	\$ 30,156,746	\$ 29,193,306	\$ 33,499,296	\$ 34,942,916
Support services	25,355,564	24,154,069	20,757,959	20,828,817	21,134,627	21,335,813	22,725,143	21,344,213	19,081,808	18,067,089
Non-instructional	5,119,594	4,393,093	4,668,489	4,416,946	4,308,199	3,919,086	3,728,687	3,915,339	5,363,080	4,028,545
Other capital outlays	772,813	58,308	-	-	-	-	-	-	-	-
Internal School Fund	1,025,326	780,618	-	-	-	-	-	-	-	-
Pension expense	-	-	-	-	-	-	(342,633)	(120,675)	-	-
Interest on long-term debt	1,458,164	7,990,786	3,545,395	2,971,502	2,783,647	2,487,639	2,238,570	2,737,256	2,778,855	2,868,515
Total governmental activities expenses	73,771,779	75,095,019	66,137,670	63,203,895	63,016,648	61,982,575	58,506,513	57,069,439	60,723,039	59,907,065
Program revenues:										
Governmental activities:										
Charges for services:										
Instructional	344,829	313,071	225,678	250,092	269,261	5,348	289,396	303,813	296,773	327,892
Support services	-	-	-	-	-	-	18,435	16,663	21,396	17,200
Non-instructional	219,039	155,949	410,221	622,660	603,011	612,688	809,981	770,605	814,343	869,140
Operating grants and contributions:										
Instructional*	34,381,981	28,911,436	24,717,844	24,235,456	23,754,403	23,234,346	3,588,921	3,533,592	4,040,198	3,903,431
Support services	1,313,881	181,169	814,030	833,727	813,856	707,487	-	-	-	-
Non-instructional	4,388,414	2,903,740	3,406,446	3,514,473	3,575,967	2,868,786	1,959,932	1,807,495	1,814,991	1,744,783
Internal School Fund	1,053,980	730,330	-	-	-	-	-	-	-	-
Total governmental activities program revenues	41,702,124	33,195,695	29,574,219	29,456,408	29,016,498	27,428,655	6,666,665	6,432,168	6,987,701	6,862,446
Net expenses:										
Governmental activities	(32,069,655)	(41,899,324)	(36,563,451)	(33,747,487)	(34,000,150)	(34,553,920)	(51,839,848)	(50,637,271)	(53,735,338)	(53,044,619)
General revenues and other changes in net position:										
General revenues:										
Property taxes	12,607,917	11,702,900	11,445,587	10,592,827	10,393,227	10,520,679	10,085,357	9,066,034	9,191,611	8,893,890
Local options sales and mineral severance taxes	8,714,780	8,118,003	7,094,673	5,879,572	5,213,462	4,711,919	4,568,039	4,304,972	4,854,957	4,988,486
Mixed drink taxes	318	278	192	162	174	140	87	273	5,649	-
Other local sources	-	-	-	-	-	-	1,310,914	467,368	331,846	313,863
State of Tennessee - BEP	-	-	-	-	-	-	19,491,000	19,043,000	18,855,000	18,886,515
Federal government - unrestricted*	-	-	-	-	-	-	51,639	33,355	47,176	73,083
Investment income (loss)	68,824	92,158	136,533	183,638	94,856	40,311	18,601	461	13,664	22,042
Investment income (loss) - change in fair market value of swaps	-	8,617,220	(2,265,857)	(1,479,459)	995,446	1,967,643	(2,397,961)	(882,448)	(438,257)	3,169,166
Gain (loss) on sale and disposal of capital assets	-	-	-	-	-	(1)	(146)	5,926	28,074	17,917
Pension income	5,548,592	-	-	654,313	9,458	36,486	-	-	-	-
Contributions	12,868	228,094	110,456	104,927	104,310	205,350	-	-	-	-
OPEB income	359,914	300,817	-	-	-	-	-	-	-	-
Miscellaneous	414,164	359,861	380,465	519,818	443,984	494,966	-	-	-	-
Payments from component unit	-	-	-	-	-	-	63,271	80,044	66,756	111,329
Transfers from the City general fund	15,493,963	15,493,963	15,493,963	15,493,963	15,493,963	15,493,963	14,955,915	14,629,302	14,112,832	13,862,832
Transfer from the Schools general purpose school fund to the City debt service fund	(707,205)	(45,374,079)	(16,245,110)	(8,547,713)	-	-	-	-	-	-
Transfers from the equipment rental and replacement fund	-	-	-	-	-	-	(876,826)	286,194	222,314	15,254
Transfers from the City capital projects fund	6,080,087	349,289	4,854,012	9,628,477	564,276	57,715	335,410	-	-	-
Transfers from the City debt service fund	1,385,285	51,691,813	20,247,261	6,979,878	6,652,469	6,452,176	4,875,846	4,845,347	4,273,327	4,331,972
Total governmental activities	49,979,507	51,580,317	41,252,175	40,008,403	39,965,625	39,981,347	52,481,146	51,879,828	51,564,949	54,686,349
Change in governmental activities net position	\$ 17,909,852	\$ 9,680,993	\$ 4,688,724	\$ 6,260,916	\$ 5,965,475	\$ 5,427,427	\$ 641,298	\$ 1,242,557	\$ (2,170,389)	\$ 1,641,730

Note: Fiscal year 2008 was the first year the Schools adopted GASB Statement No. 34.

* Beginning in fiscal year 2017, Basic Education Program funds are reported in Operating grants and contributions. Basic Education Program funds were previously reported as Instructional revenues and are no longer a separate line item under General revenues.

See independent auditor's report.

OAK RIDGE SCHOOLS
OAK RIDGE, TENNESSEE

Fund Balances of Governmental Funds
Last Ten Fiscal Years
(Modified Accrual Basis of Accounting)

Fiscal Year	General Purpose School Fund				All Other Government Funds			
	Non-Spendable	Restricted	Unrestricted (A)	Total	Non-Spendable	Restricted	Unrestricted (A)	Total
2013	\$ 58,739	\$ 30,692	\$ 5,978,950	\$ 6,068,381	\$ 4,566	\$ 175,778	\$ 40,710	\$ 221,054
2014	71,362	52,669	5,534,857	5,658,888	1,777	246,290	15,368	263,435
2015	87,814	18,295	5,900,231	6,006,340	-	121,476	18,080	139,556
2016	73,867	(1,724)	6,930,925	7,003,068	-	278,213	58,254	336,467
2017	96,315	(7,883)	7,207,146	7,295,578	-	437,210	103,621	540,831
2018	112,824	2,578,271	7,837,033	10,528,128 *	43,195	624,821	101,217	769,233
2019	88,368	4,431,644	8,482,440	13,002,452 **	27,365	783,861	88,759	899,985
2020	41,429	3,695,684	9,980,665	13,717,778 ***	28,909	932,244	75,957	1,037,110
2021	2,115	2,027,107	11,654,847	13,684,069 ****	39,863	2,124,768	98,303	2,262,934
2022	5,400	1,426,168	15,336,354	16,767,922 *****	27,669	3,022,555	147,838	3,198,062

Note: (A) Unrestricted fund balance includes committed, assigned, and unassigned amounts.

* Includes unspent bond proceeds of \$2,575,267.

** Includes unspent bond proceeds of \$4,320,986.

*** Includes unspent bond proceeds of \$3,458,913.

**** Includes unspent bond proceeds of \$1,574,367.

***** Includes unspent bond proceeds of \$836,534.

See independent auditor's report.

OAK RIDGE SCHOOLS
OAK RIDGE, TENNESSEE

Changes in Fund Balances of Governmental Funds
Last Ten Fiscal Years
(Modified Accrual Basis of Accounting)

	2022	2021	2020	2019	2018	2017	2016	2015	2014	2013
Revenues:										
Local taxes	\$ 21,323,015	\$ 19,821,180	\$ 18,540,452	\$ 16,472,561	\$ 15,606,862	\$ 15,232,737	\$ 14,653,483	\$ 13,371,279	\$ 14,052,217	\$ 13,882,376
Charges for services	888,294	700,478	909,659	1,161,953	1,142,086	1,112,544	1,099,377	1,074,418	1,111,116	1,197,033
Other local sources	141,432	367,897	349,569	446,670	355,932	428,331	108,410	182,835	179,589	196,074
State of Tennessee - BEP	23,708,368	23,279,248	22,869,340	22,210,310	21,413,738	20,286,000	19,491,000	19,043,000	20,229,863	20,055,845
State of Tennessee - Other	1,368,788	1,185,950	980,518	1,051,170	1,089,604	936,791	831,777	895,440	-	-
State of TN - On-behalf payments	-	-	-	-	-	-	-	170,285	172,409	178,429
Federal government	14,922,571	7,464,559	5,483,217	5,326,296	5,255,766	5,237,683	4,922,293	4,477,066	4,439,807	4,453,497
Other local revenues	1,053,980	730,330	-	-	-	-	-	-	-	-
Capital lease proceeds	-	-	-	-	-	-	1,511,253	-	-	-
SRT investment income	27,883	73,380	-	-	-	-	-	-	-	-
Other	86,665	73,967	-	68,395	152,686	167,933	1,075,597	202,356	171,518	204,185
Total revenues	63,520,996	53,696,989	49,132,755	46,737,355	45,016,674	43,402,019	43,693,190	39,416,679	40,356,519	40,167,439
Expenditures:										
Instructional	39,194,042	36,421,605	34,470,126	33,532,008	33,013,509	32,479,204	33,538,970	30,936,574	30,396,647	31,319,400
Support services	25,733,060	24,532,122	22,841,155	22,260,854	21,353,498	21,375,087	19,461,674	18,418,123	18,439,716	17,927,629
Non-instructional	6,331,221	5,641,357	4,839,309	4,607,230	4,366,070	3,903,789	3,781,123	3,900,739	3,875,556	3,872,652
Capital outlays	9,110,536	2,585,290	5,615,616	8,427,627	4,907,084	273,743	299,801	141,403	1,698,895	655,676
Debt service - principal	5,084,641	4,561,884	4,412,234	4,596,075	4,467,419	4,284,200	21,948,400	2,416,180	1,790,488	1,758,264
Debt service - interest	2,200,645	2,043,055	2,894,861	2,808,803	2,610,050	2,592,976	2,719,800	2,854,736	2,913,179	2,999,307
Other	-	-	-	-	-	-	-	-	-	-
Total expenditures	87,654,145	75,785,313	75,073,301	76,232,597	70,717,630	64,908,999	81,749,768	58,667,755	59,114,481	58,532,928
Excess (deficiency) of revenues over expenditures	(24,133,149)	(22,088,324)	(25,940,546)	(29,495,242)	(25,700,956)	(21,506,980)	(38,056,578)	(19,251,076)	(18,757,962)	(18,365,489)
Other financing sources (uses):										
Transfers in - from City	22,959,335	22,448,191	24,350,126	23,552,605	22,710,708	22,003,854	39,186,566	19,474,649	18,386,159	18,194,804
Current refunding of bonds	-	-	-	-	-	-	-	-	(307,573)	-
Contribution from City - debt	-	9,088	-	-	-	-	-	-	-	-
Refunding bonds issued	-	-	-	-	-	-	-	-	306,653	-
Premium of refunding bonds issued	463,766	4,632,786	-	-	-	-	-	-	8,179	-
General obligation bonds issued	-	-	-	-	-	-	-	-	(2,568)	-
Cost of issuance	(46,513)	(269,741)	-	-	-	-	-	-	-	-
Underwriter's discount	(37,253)	(238,295)	-	-	-	-	-	-	-	-
Transfers in - other funds	405,927	219,815	200,112	194,482	221,313	172,672	63,651	-	-	-
Transfers out - other funds	(405,927)	(219,815)	(200,112)	(194,482)	(221,313)	(172,672)	-	-	-	-
Transfer out - City for debt service	(707,205)	(287,205)	-	-	-	-	-	-	-	-
Bond refunding	-	(38,924,088)	(13,802,239)	-	-	-	-	-	-	-
Bond proceeds	5,520,000	40,445,000	16,245,110	8,547,713	6,413,196	-	-	-	-	-
Swap termination fees	-	(5,654,750)	-	-	-	-	-	-	-	-
Capitalized lease proceeds	-	-	-	-	-	-	-	-	-	479,112
Total other financing sources (uses)	28,152,130	22,160,986	26,792,997	32,100,318	29,123,904	22,003,854	39,250,217	19,474,649	18,390,850	18,673,916
Net change in fund balances	4,018,981	72,662	852,451	2,605,076	3,422,948	496,874	1,193,639	223,573	(367,112)	308,427
Fund balance, beginning, as previously stated	15,947,003	14,754,888	13,902,437	11,297,361	7,836,409	7,339,535	6,145,896	5,922,323	6,289,435	5,981,008
Prior period adjustment	-	1,119,453	-	-	38,004	-	-	-	-	-
Fund balance, beginning, as restated	15,947,003	15,874,341	13,902,437	11,297,361	7,874,413	7,339,535	6,145,896	5,922,323	6,289,435	5,981,008
Fund balance, ending	\$ 19,965,984	\$ 15,947,003	\$ 14,754,888	\$ 13,902,437	\$ 11,297,361	\$ 7,836,409	\$ 7,339,535	\$ 6,145,896	\$ 5,922,323	\$ 6,289,435

Note: Includes General Purpose School Fund, School Federal Projects Fund, Other Education Special Revenue Fund, Extended School Program Fund, and Cafeteria Fund (Governmental Funds).

See independent auditor's report.

OAK RIDGE SCHOOLS
OAK RIDGE, TENNESSEE

Local Tax Revenues by Source of All Governmental Funds
Last Ten Fiscal Years
(Modified Accrual Basis of Accounting)

Fiscal Year	Property Taxes	Local Option Sales Tax	Mineral Severance Tax	Mixed Drink Tax	Total
2013	\$ 8,893,890	\$ 4,986,448	\$ 2,038	\$ -	\$ 13,882,376
2014	9,191,611	4,854,777	180	5,649	14,052,217
2015	9,066,034	4,340,972	-	273	13,407,279
2016	10,085,357	4,568,039	-	87	14,653,483
2017	10,520,679	4,711,403	515	140	15,232,737
2018	10,393,227	5,213,462	43	174	15,606,906
2019	10,592,827	5,879,500	72	162	16,472,561
2020	11,445,587	7,094,673	-	192	18,540,452
2021	11,702,900	8,117,997	5	278	19,821,180
2022	12,607,917	8,714,780	-	318	21,323,015

See independent auditor's report.

OAK RIDGE SCHOOLS
OAK RIDGE, TENNESSEE

Appraised and Assessed Value of Taxable Property
Last Ten Fiscal Years

Fiscal Year	Tax Year	Real Property (1a)		Personal Property (1b)		Public Utility Property (1c)		Total		(2) Total Direct Tax Rate In/Out	Ratio of Total Assessed to Total Appraised Value
		Appraised Value	Assessed Value	Appraised Value	Assessed Value	Appraised Value	Assessed Value	Appraised Value	Assessed Value		
Anderson County											
2022	2021	\$ 6,065,575,600	\$ 1,730,977,510	\$ 850,359,447	\$ 255,502,989	\$ 112,559,022	\$ 49,132,013	\$ 7,028,494,069	\$ 2,035,612,512	2.31/2.46	28.96%
2021	2020	5,968,029,500	1,703,450,615	795,652,036	238,695,721	80,961,689	44,528,929	6,844,643,225	1,986,675,265	2.31/2.69	29.03%
2020	2019	5,883,757,907	1,679,670,564	727,543,307	194,730,039	69,487,060	38,217,883	6,680,788,274	1,912,618,486	2.56/2.69	28.63%
2019	2018	5,085,896,000	1,638,277,474	608,890,153	174,652,889	71,503,836	39,327,110	5,766,289,989	1,852,257,473	2.54/2.59	32.12%
2018	2017	5,083,535,000	1,462,664,725	609,152,390	174,726,476	72,272,218	39,749,720	5,764,959,608	1,677,140,921	2.52/2.59	29.09%
2017	2016	5,033,206,000	1,447,855,685	565,160,540	161,601,506	83,899,584	46,144,771	5,682,266,124	1,655,601,962	2.52/2.59	29.14%
2016	2015	4,983,179,900	1,432,911,060	523,996,186	157,198,953	83,780,171	46,079,094	5,590,956,257	1,636,189,107	2.35/2.53	29.26%
2015	2014	5,163,144,200	1,468,938,710	451,860,673	135,558,025	79,575,664	43,766,615	5,694,580,537	1,648,263,350	2.35/2.53	28.94%
2014	2013	5,158,438,800	1,466,353,110	467,797,674	140,339,403	74,311,255	40,871,190	5,700,547,729	1,647,563,703	2.35/2.53	28.90%
2013	2012	5,112,843,800	1,449,714,920	430,114,371	129,034,404	79,795,604	43,887,582	5,622,753,775	1,622,636,906	2.38/2.53	28.86%
Roane County											
2022	2021	\$ 4,883,799,900	\$ 1,325,419,095	\$ 226,831,194	\$ 68,049,488	\$ 99,552,630	\$ 43,454,723	\$ 5,210,183,724	\$ 1,436,923,306	2.31/2.28	27.58%
2021	2020	5,247,562,500	1,311,890,625	278,542,350	83,562,705	76,953,136	42,324,225	5,603,057,986	1,437,777,555	2.26/2.31	25.66%
2020	2019	4,730,728,120	1,182,682,030	275,139,257	82,541,777	94,731,593	37,892,637	5,100,598,970	1,303,116,444	2.45/2.56	25.55%
2019	2018	4,594,840,586	1,164,831,990	192,885,053	57,462,292	93,267,487	40,711,258	4,880,993,126	1,263,005,540	2.52/2.35	25.88%
2018	2017	4,569,702,257	1,158,529,680	187,945,813	56,030,910	94,150,564	41,096,721	4,851,798,634	1,255,657,311	2.54/2.35	25.88%
2017	2016	4,609,054,400	1,157,943,685	196,316,395	60,878,733	166,869,205	72,838,408	4,972,240,000	1,291,660,826	2.35/2.52	25.98%
2016	2015	4,505,746,911	1,157,867,504	174,165,177	52,249,553	97,149,897	42,405,930	4,777,061,985	1,252,522,987	1.97/2.18	26.22%
2015	2014	4,438,600,400	1,206,929,570	176,732,327	53,019,698	76,611,695	42,136,432	4,691,944,421	1,302,085,700	1.97/2.18	27.75%
2014	2013	4,438,610,300	1,206,934,925	176,714,484	53,014,418	69,235,187	38,079,353	4,684,559,971	1,298,028,696	1.97/2.18	27.71%
2013	2012	4,379,144,400	1,186,869,930	243,147,371	72,944,304	71,935,962	39,564,779	4,694,227,733	1,299,379,013	1.97/2.18	27.68%

Notes: (1) Assessment Rates are set by Tennessee State Law as follows:
(a) Real Property: Residential and Farm at 25 percent of value
Commercial and Industrial at 40 percent of value
(b) Personal Property at 30 percent of value
(c) Railroads at 40 percent of value and other Public Utilities at 55 percent of value

(2) "In" means inside the City of Oak Ridge. "Out" means outside the City of Oak Ridge's corporate limits or county-wide (County tax).

Sources: 2018 Tax Aggregate Report of Tennessee provided by the Tennessee Comptroller Treasury, Division of Property Assessments.
Anderson County, Tennessee, Finance Department
Roane County, Tennessee, Finance Department

See independent auditor's report.

OAK RIDGE SCHOOLS
OAK RIDGE, TENNESSEE

Property Tax Rates
Direct and Overlapping Governments
Last Ten Fiscal Years

Fiscal Year	City of Oak Ridge	Anderson County	Roane County
2022	\$2.31	\$2.46	\$2.28
2021	2.31 (1)	2.46 (1)	2.26 (1)
2020	2.56	2.69	2.45
2019	2.54	2.59	2.35
2018	2.52	2.59	2.35
2017	2.52	2.59	2.35
2016	2.52 (1)	2.59 (1)	2.35 (1)
2015	2.39	2.53	1.97
2014	2.39	2.35	1.97
2013	2.39	2.35	1.97

Notes: The City of Oak Ridge is located in two Tennessee Counties: Anderson and Roane.

Overlapping rates are those of county governments that apply to property owners within the City of Oak Ridge. Approximately 16.3% of the taxable parcels (2,161 of 13,279) are located in the Roane County portion of the City.

The City's basic property tax rate may be increased only by a majority vote of the Oak Ridge City Council.

The City's base tax rate is the total direct rate.

- (1) Each governmental unit operates under different property tax assessment rolls which were certified at the time of their most recent reappraisal programs (Oak Ridge, Anderson County and Roane County - 2015 (fiscal year 2016) and 2020 (fiscal year 2021)).

See independent auditor's report.

OAK RIDGE SCHOOLS
OAK RIDGE, TENNESSEE

Principal Property Taxpayers
Current Tax Year and Nine Years Ago

Taxpayer	Type of Business	Tax Year 2022			Tax Year 2013		
		Taxable Assessed Value	Rank	Percentage of Total Assessed Value	Taxable Assessed Value	Rank	Percentage of Total Assessed Value
UT-Battelle (ORNL)	Management Contractor (ORNL)	\$ 44,172,166	1	4.61%	\$ 44,219,336	1	5.52%
Oak Ridge Projects LLC	Real Estate Developer	36,486,291	2	3.81%	37,011,567	2	4.62%
TN Oak Ridge Rutgers, LLC	Real Estate Developer	13,309,960	3	1.39%	-		0.00%
Energy Solutions (Scientific Ecology Group) (AKA GTS Duratek)	Environmental Services	11,576,408	4	1.21%	9,827,319	6	1.23%
Oak Ridge Tech Center Oak Ridge Corp Partners	Office Complex	11,836,440	5	1.24%	13,384,685	3	1.67%
Methodist Medical Center	Health Services	11,378,685	6	1.19%	10,557,920	5	1.32%
R&R Properties/Richard Chinn	Property Management	10,451,520	7	1.09%	12,074,608	4	1.51%
Oak Ridge Properties LLC (Wilkinson Realty)	Apartment Complexes	7,673,760	8	0.80%	8,325,024	7	1.04%
A & M Enterprises	Real Estate Developer	7,652,520	9	0.80%	6,634,680	8	0.83%
Centrus Energy Corp	Nuclear Power	7,253,985	10	0.76%	-		0.00%
JMM Realty LLC	Real Estate	-	N/A	N/A	5,667,240	9	0.71%
ORNL Federal Credit Union	Credit Union	-	N/A	N/A	4,452,632	10	0.56%
		<u>\$161,791,735</u>		<u>16.90%</u>	<u>\$152,155,011</u>		<u>19.01%</u>

Source: City Finance Department

Note: Does not include in-lieu of tax payments.

See independent auditor's report.

OAK RIDGE SCHOOLS
OAK RIDGE, TENNESSEE

Property Tax Levies and Collections
Last Ten Fiscal Years

Fiscal Year Ended June 30	Tax Year	Total Tax Levy for Fiscal Year	Collected within the Fiscal Year of the Levy		Collections in Subsequent Years (1)	Total Collections to Date		Uncollected Taxes to Date	
			Amount Collected	Percentage of Levy		Amount Collected	Percentage of Levy	Amount	Percentage of Levy
Anderson County									
2022	2021	\$ 52,113,017	\$ 50,160,401	96.25%	\$ -	\$ 50,160,401	96.25%	\$ 1,952,616	3.75%
2021	2020	50,869,848	47,902,030	94.17%	15,212	47,917,242	94.20%	2,952,606	5.80%
2020	2019	48,091,880	45,879,445	95.40%	2,644,210	48,523,655	100.90%	(431,775)	-0.90%
2019	2018	45,375,560	42,314,423	93.25%	2,047,708	44,362,131	97.77%	1,013,429	2.23%
2018	2017	44,517,403	42,113,903	94.60%	2,974,694	45,088,597	101.28%	(571,194)	-1.28%
2017	2016	44,203,194	41,919,681	94.83%	2,290,199	44,209,880	100.02%	(6,686)	-0.02%
2016	2015	42,877,374	40,768,406	95.08%	2,178,316	42,946,722	100.16%	(69,348)	-0.16%
2015	2014	40,044,880	37,953,500	94.78%	2,004,496	39,957,996	99.78%	86,884	0.22%
2014	2013	40,226,997	37,697,807	93.71%	1,928,243	39,626,050	98.51%	600,947	1.49%
2013	2012	39,767,690	37,296,389	93.79%	2,415,346	39,711,735	99.86%	55,955	0.14%
City of Oak Ridge									
2022	2021	\$ 22,132,745	\$ 21,511,750	97.19%	\$ -	\$ 21,511,750	97.19%	\$ 620,995	2.81%
2021	2020	21,773,472	20,987,903	96.39%	551,563	21,539,466	98.93%	234,006	1.07%
2020	2019	21,869,529	21,088,802	96.43%	658,438	21,747,240	99.44%	122,289	0.56%
2019	2018	20,681,132	19,877,576	96.11%	726,079	20,603,655	99.63%	77,477	0.37%
2018	2017	20,201,303	19,596,550	97.01%	534,139	20,130,689	99.65%	70,614	0.35%
2017	2016	20,007,493	19,527,803	97.60%	471,446	19,999,249	99.96%	8,244	0.04%
2016	2015	19,984,133	19,129,012	95.72%	848,104	19,977,116	99.96%	7,017	0.04%
2015	2014	19,737,081	19,128,736	96.92%	598,224	19,726,960	99.95%	10,121	0.05%
2014	2013	19,461,911	18,853,042	96.87%	603,825	19,456,867	99.97%	5,044	0.03%
2013	2012	19,120,912	18,350,887	95.97%	764,603	19,115,490	99.97%	5,422	0.03%

- Notes: (1) Collections in subsequent years include amounts collected by the Trustee's Office after June 30 of each year and amounts collected by the Clerk and Master in Chancery Court.
(2) Source is the Anderson County, Tennessee Finance Department.
(3) On September 20, 2004, City Council authorized the Anderson County Delinquent Tax Attorney to collect City of Oak Ridge delinquent real property taxes in consolidation with the collection of Anderson County delinquent taxes. As real property becomes eligible for a delinquent property tax sale under Tennessee State law, the City is turning those delinquencies over to the Anderson County Delinquent Tax Attorney for collection.
(4) Roane County information is not available.

See independent auditor's report.

OAK RIDGE SCHOOLS
OAK RIDGE, TENNESSEE

Direct and Overlapping Local Option Sales Tax Rates
Last Ten Fiscal Years

Fiscal Year	Direct Rate	Overlapping Rates	
	City of Oak Ridge	Anderson County	Roane County
2013	2.75	2.75	2.50
2014	2.75	2.75	2.50
2015	2.75	2.75	2.50
2016	2.75	2.75	2.50
2017	2.75	2.75	2.50
2018	2.75	2.75	2.50
2019	2.75	2.75	2.50
2020	2.75	2.75	2.50
2021	2.75	2.75	2.50
2022	2.75	2.75	2.50

Sources: City of Oak Ridge Finance Department and Tennessee Department of Revenue

Note: The sales tax rates may be changed by a vote of the Oak Ridge City Council, Anderson County Commission, Roane County Commission or by voter referendum

See independent auditor's report.

OAK RIDGE SCHOOLS
OAK RIDGE, TENNESSEE

Ratios of Outstanding Debt by Type
Last Ten Fiscal Years

Fiscal Year	General Obligation Bonds (1)	QZAB Bonds (1)	Notes Payable	Capitalized Outlay Obligations	Capitalized Lease Obligations	Total Outstanding Debt	Debt Per Capita
2022	\$ 64,094,571	\$ -	\$ 7,052,288	\$ 2,436,634	\$ -	\$ 73,583,493	\$ 2,343
2021	62,945,936	-	7,522,288	2,679,910	-	73,148,134	2,329
2020	39,326,625	509,419	33,432,288	2,920,774	-	76,189,106	2,598
2019	41,124,149	1,018,837	33,507,288	2,508,196	-	78,158,470	2,665
2018	36,251,337	1,528,255	33,507,288	2,508,196	411,754	74,206,830	2,530
2017	35,905,414	2,037,674	33,507,288	-	810,677	72,261,053	2,463
2016	32,913,206	2,547,093	33,507,287	-	1,199,318	70,166,904	2,392
2015	16,353,940	3,056,510	52,487,288	-	121,313	72,019,051	2,455
2014	17,455,229	3,565,929	52,882,287	-	531,707	74,435,152	2,538
2013	17,968,219	4,075,347	53,252,287	-	930,736	76,226,589	2,599

- Notes: (1) Does not include unamortized bond discounts and premiums.
(2) FY 2008 is the first year the Schools adopted GASB Statement No. 34.
(3) Per Capita after FY 2009 is based upon the 2010 census population of 29,330, and per Capita after FY 2019 is based upon the 2020 census population of 31,402.
(4) Personal Income information not available.

See independent auditor's report.

OAK RIDGE SCHOOLS
OAK RIDGE, TENNESSEE

Ratios of General Bonded Debt Outstanding
Last Ten Fiscal Years

Fiscal Year	General Obligation Bonds	Percentage of Estimated Actual Taxable Appraised Value of Property	Debt Per Capita
2022	\$64,094,571	0.91%	\$ 2,041
2021	62,945,936	0.92%	2,005
2020	39,326,625	0.53%	1,252
2019	41,124,149	0.61%	1,402
2018	36,251,337	0.55%	1,236
2017	35,905,414	0.58%	1,224
2016	32,913,206	0.54%	1,122
2015	16,353,940	0.29%	558
2014	17,455,229	0.30%	595
2013	17,968,219	0.30%	613

- Notes: (1) FY 2008 is the first year the Schools adopted GASB Statement No. 34.
(2) Per Capita after FY 2009 is based upon the 2010 census population of 29,330 and per Capita after FY 2019 is based upon the 2020 census population of 31,402.
(3) See the Schedule of Appraised and Assessed Value of Taxable Property.
(4) Property Values are for Anderson County Only.

See independent auditor's report.

OAK RIDGE SCHOOLS
OAK RIDGE, TENNESSEE

Demographic Statistics
1980, 1990 and 2000 Census Year Information and Last Ten Fiscal Years

<u>Fiscal Year</u>	<u>(1) Population</u>	<u>Personal Income</u>	<u>(2) Per Capita Income</u>	<u>(2) Median Age</u>	<u>(2) Unemployment Rate</u>	<u>School Enrollment (4)</u>
1980	27,662	\$ 255,707,528	\$ 9,244 (1)	35.0 (1)	5.4% (1)	5,274
1990	27,310	482,321,910	17,661 (1)	39.6 (1)	4.9% (1)	4,432
2000	27,387	679,005,891	24,793 (1)	43.4 (1)	3.2% (1)	4,491
2013	29,330	942,431,560	32,132	43.2	7.4%	4,687
2014	29,330	923,631,030	31,491	43.1	7.0%	4,689
2015	29,330	931,931,420	31,774	43.2	5.7%	4,637
2016	29,330	919,700,810	31,357	43.2	4.7%	4,660
2017	29,330	928,910,430	31,671	42.3	4.8%	4,592
2018	29,330	952,051,800	32,460	40.7	4.2%	4,631
2019	29,330	987,277,130	33,661	41.3	4.0%	4,679
2020	31,402	1,009,888,320	32,160 (1)	39.3	8.4%	4,820
2021	31,402	(3)	(3)	(3)	5.2%	4,628
2022	31,402	(3)	(3)	(3)	3.8%	(3)

(1) Source: U.S. Census Bureau. Statistic is for the City of Oak Ridge.

(2) Source: East Tennessee Development District/Bureau of Economic Analysis and Tennessee Department of Labor and Workforce Development. Statistic is for Anderson County. Information is maintained on a county basis and is unavailable for the City of Oak Ridge as a separate entity in a non-census year. The City comprises approximately 38% of Anderson County.

(3) Data Not Available

(4) Source: Oak Ridge Schools

See independent auditor's report.

OAK RIDGE SCHOOLS
OAK RIDGE, TENNESSEE

Principal Employers
Current Year and Nine Years Ago

Employer	2022			2013		
	Employees	Rank	Percentage of Total City Employment	Employees	Rank	Percentage of Total City Employment
Consolidated Nuclear Services (CNS) (Y-12)	5,689	1	15.86%	N/A	N/A	N/A
UT-Battelle (ORNL)	5,417	2	15.10%	4,500	2	11.88%
Methodist Medical Center	1,342	3	3.74%	1,350	3	3.56%
UCOR	1,156	4	3.22%	1,337	4	3.53%
Oak Ridge Schools	718	5	2.00%	N/A	N/A	N/A
Energy Solutions (AKA Duratek, Scientific Ecology Group, Inc.)	625	6	1.74%	620	7	1.64%
ORNL Federal Credit Union	483	7	1.35%	381	10	1.01%
Oak Ridge Associated Universities	450	8	1.25%	1,000	6	2.64%
VNS Federal Services	431	9	1.20%	N/A	N/A	N/A
City of Oak Ridge	402	10	1.12%	N/A	N/A	N/A
BWXT Y-12	N/A	N/A	N/A	5,000	1	13.20%
Science Applications Int'l Corp. (SAIC)	N/A	N/A	N/A	1,000	5	2.64%
Sitel (Client Logic)	N/A	N/A	N/A	600	8	1.58%
Navarro Research & Engineering	N/A	N/A	N/A	445	9	1.17%
	<u>16,713</u>		<u>46.58%</u>	<u>16,233</u>		<u>42.85%</u>

Source: Oak Ridge Chamber of Commerce, Tennessee Department of Labor and Workforce Development and Oak Ridge Schools

Notes: The City of Oak Ridge resides in two counties, Anderson and Roane. For the Percentage of Total City Employment, Anderson County's Civilian Workforce was used.

See independent auditor's report.

OAK RIDGE SCHOOLS
OAK RIDGE, TENNESSEE

Full-Time Equivalent School Employees
Last Ten Fiscal Years

<u>Fiscal Year</u>	<u>Teachers</u>	<u>Non-Teachers</u>	<u>Total</u>
2013	418.60	243.83	662.43
2014	411.48	237.60	649.08
2015	409.48	242.10	651.58
2016	405.88	246.68	652.56
2017	399.63	260.76	660.39
2018	398.68	264.26	662.94
2019	399.28	268.05	667.33
2020	380.68	289.10	669.78
2021	390.86	279.35	670.21
2022	392.78	287.65	680.43

Source: All numbers taken from appendices of Board of Education approved budgets.

See independent auditor's report.

OAK RIDGE SCHOOLS
OAK RIDGE, TENNESSEE

Enrollment, Membership, and Attendance Data
Last Ten Fiscal Years

	2013	2014	2015	2016	2017	2018	2019	2020	2021	2022
Enrollment (A)	4,687	4,671	4,637	4,660	4,592	4,631	4,679	4,820	4,628	4,811
Average Daily Membership (A)	4,438	4,464	4,389	4,403	4,383	4,400	4,446	4,531	4,469	4,541
Average Daily Attendance (A)	4,247	4,212	4,173	4,189	4,193	4,182	4,238	4,383	4,268	4,348
Teacher/Pupil Ratio (B)	14.0	11.0	12.5	11.5	11.5	11.8	11.7	12.7	11.8	12.3
Number Graduating (B)	331	317	293	315	310	279	289	350	386	328
Avg. Test Scores (ACT) (B)	23.0	23.3	23.1	23.1	22.9	23.3	21.4	22.7	22.7	21.8
Number of Graduated Going to College (B)	284	281	278	231	273	247	215	245	220	261
Number of Free and Reduced Students (C)	2,208	1,996	2,308	2,573	2,341	2,253	2,268	2,347	1,945	1,845
Number of Student Meals Served (Lunch) (C)	372,676	358,029	673,108	352,915	381,713	361,977	376,161	388,122	280,426	469,015

Sources of Information:

- (A) Technology Department
- (B) Instructional Coordinator
- (C) Food Service Director

See independent auditor's report.

OAK RIDGE SCHOOLS
OAK RIDGE, TENNESSEE

Capital Assets Statistics by Function
Last Ten Fiscal Years

Function	2013	2014	2015	2016	2017	2018	2019	2020	2021	2022
Elementary Schools	4	4	4	4	4	4	4	4	4	4
Middle Schools	2	2	2	2	2	2	2	2	2	2
High Schools	1	1	1	1	1	1	1	1	1	1
Football Fields	3	3	3	3	3	3	3	3	3	3
Soccer Fields	1	1	1	1	1	1	1	1	1	1
Track Fields	3	3	3	3	3	3	3	3	3	3
Buses	32	30	29	29	27	20	18	7	6	6

See independent auditor's report.

INTERNAL CONTROL AND COMPLIANCE SECTION

BROWN JAKE & McDANIEL, PC

CERTIFIED PUBLIC ACCOUNTANTS
2607 KINGSTON PIKE, SUITE 110
KNOXVILLE, TENNESSEE 37919-3336
865/637-8600 • fax: 865/637-8601
www.bjmpc.com

JOE L. BROWN, CPA, CGFM, CGMA
FRANK D. McDANIEL, CPA, CGFM, CGMA
TERRY L. MOATS, CPA, CGFM, CGMA
JAMES E. BOOHER, CPA, CGMA
HALEY S. SLAGLE, CPA, CGMA

MEMBERS
AMERICAN INSTITUTE OF
CERTIFIED PUBLIC ACCOUNTANTS

**INDEPENDENT AUDITOR'S REPORT ON INTERNAL CONTROL OVER FINANCIAL REPORTING
AND ON COMPLIANCE AND OTHER MATTERS BASED ON AN AUDIT OF FINANCIAL STATEMENTS
PERFORMED IN ACCORDANCE WITH GOVERNMENT AUDITING STANDARDS**

Board of Education
Oak Ridge Schools
Oak Ridge, Tennessee

We have audited, in accordance with the auditing standards generally accepted in the United States of America and the standards applicable to financial audits contained in *Government Auditing Standards* issued by the Comptroller General of the United States, the financial statements of the governmental activities, the aggregate discretely presented component units, each major fund, and the aggregate remaining fund information of the Oak Ridge Schools (the Schools), Oak Ridge, Tennessee, a special revenue fund of the City of Oak Ridge, Tennessee, as of and for the year ended June 30, 2022, and the related notes to the financial statements, which collectively comprise the Schools' basic financial statements, and have issued our report thereon dated December 8, 2022. Our report includes a reference to other auditors who audited the financial statements of the Oak Ridge Public Schools Education Foundation, Inc. (the Foundation), a discretely presented component unit, as described in our report on the Schools' financial statements. This report does not include the results of the other auditors' testing of internal control over financial reporting or compliance and other matters that are reported on separately by those auditors.

Report on Internal Control Over Financial Reporting

In planning and performing our audit of the financial statements, we considered the Schools' internal control over financial reporting (internal control) as basis for designing to audit procedures that are appropriate in the circumstances for the purpose of expressing our opinions on the financial statements, but not for the purpose of expressing an opinion on the effectiveness of the Schools' internal control. Accordingly, we do not express an opinion on the effectiveness of the Schools' internal control.

A *deficiency in internal control* exists when the design or operation of a control does not allow management or employees, in the normal course of performing their assigned functions, to prevent, or detect and correct, misstatements on a timely basis. A *material weakness* is a deficiency, or a combination of deficiencies, in internal control, such that there is a reasonable possibility that a material misstatement of the entity's financial statements will not be prevented, or detected and corrected on a timely basis. A *significant deficiency* is a deficiency, or a combination of deficiencies, in internal control that is less severe than a material weakness, yet important enough to merit attention by those charged with governance.

Our consideration of internal control was for the limited purpose described in the first paragraph of this section and was not designed to identify all deficiencies in internal control that might be material weaknesses or significant deficiencies. Given these limitations, during our audit we did not identify any deficiencies in internal control that we consider to be material weaknesses. However, material weaknesses may exist that have not been identified.

Report on Compliance and Other Matters

As part of obtaining reasonable assurance about whether the Schools' financial statements are free from material misstatement, we performed tests of its compliance with certain provisions of laws, regulations, contracts, and grant agreements, noncompliance with which could have a direct and material effect on the financial statements amounts. However, providing an opinion on compliance with those provisions was not an objective of our audit, and accordingly, we do not express such an opinion. The results of our tests disclosed no instances of noncompliance or other matters that are required to be reported under *Government Auditing Standards*.

Purpose of this Report

The purpose of this report is solely to describe the scope of our testing of internal control and compliance and the results of that testing, and not to provide an opinion on the effectiveness of the entity's internal control or on compliance. This report is an integral part of an audit performed in accordance with *Government Auditing Standards* in considering the entity's internal control and compliance. Accordingly, this communication is not suitable for any other purpose.


CERTIFIED PUBLIC ACCOUNTANTS

Knoxville, Tennessee
December 8, 2022

BROWN JAKE & McDANIEL, PC

CERTIFIED PUBLIC ACCOUNTANTS
2607 KINGSTON PIKE, SUITE 110
KNOXVILLE, TENNESSEE 37919-3336
865/637-8600 • fax: 865/637-8601
www.bjmpc.com

JOE L. BROWN, CPA, CGFM, CGMA
FRANK D. McDANIEL, CPA, CGFM, CGMA
TERRY L. MOATS, CPA, CGFM, CGMA
JAMES E. BOOHER, CPA, CGMA
HALEY S. SLAGLE, CPA, CGMA

MEMBERS
AMERICAN INSTITUTE OF
CERTIFIED PUBLIC ACCOUNTANTS

**INDEPENDENT AUDITOR'S REPORT ON COMPLIANCE FOR EACH MAJOR PROGRAM AND ON
INTERNAL CONTROL OVER COMPLIANCE REQUIRED BY THE UNIFORM GUIDANCE**

Board of Education
Oak Ridge Schools
Oak Ridge, Tennessee

Report on Compliance for Each Major Federal Program

Opinion on Each Major Federal Program

We have audited the Oak Ridge Schools (the Schools), Oak Ridge, Tennessee's compliance with the types of compliance requirements identified as subject to audit in the *OMB Compliance Supplement* that could have a direct and material effect on each of the Schools' major federal programs for the year ended June 30, 2022. The Schools' major federal programs are identified in the summary of auditor's results section of the accompanying schedule of findings and questioned costs.

In our opinion, the Schools complied, in all material respects, with the types of compliance requirements referred to above that could have a direct and material effect on each of its major federal programs for the year ended June 30, 2022.

Basis for Opinion on Each Major Federal Program

We conducted our audit of compliance in accordance with auditing standards generally accepted in the United States of America; the standards applicable to financial audits contained in *Government Auditing Standards*, issued by the Comptroller General of the United States; and the audit requirements of Title 2 U.S. Code of Federal Regulations Part 200, *Uniform Administrative Requirements, Cost Principles, and Audit Requirements for Federal Awards* (Uniform Guidance). Our responsibilities under those standards and the Uniform Guidance are further described in the Auditor's Responsibilities for the Audit of Compliance section of our report.

We are required to be independent of the Schools and to meet our other ethical responsibilities, in accordance with relevant ethical requirements relating to our audit. We believe that the audit evidence we have obtained is sufficient and appropriate to provide a basis for our opinion on compliance for each major federal program. Our audit does not provide a legal determination of the Schools' compliance with the compliance requirements referred to above.

Responsibilities of Management for Compliance

Management is responsible for compliance with the requirements referred to above and for the design, implementation, and maintenance of effective internal control over compliance with the requirements of

laws, statutes, regulations, rules, and provisions of contracts or grant agreements applicable to the Schools' federal programs.

Auditor's Responsibilities for the Audit of Compliance

Our objectives are to obtain reasonable assurance about whether material noncompliance with the compliance requirements referred to above occurred, whether due to fraud or error, and express an opinion on the Schools' compliance based on our audit. Reasonable assurance is a high level of assurance but is not absolute assurance and therefore is not a guarantee that an audit conducted in accordance with generally accepted auditing standards, *Government Auditing Standards*, and the Uniform Guidance will always detect material noncompliance when it exists. The risk of not detecting material noncompliance resulting from fraud is higher than for that resulting from error, as fraud may involve collusion, forgery, intentional omissions, misrepresentations, or the override of internal control. Noncompliance with the compliance requirements referred to above is considered material if there is a substantial likelihood that, individually or in the aggregate, it would influence the judgment made by a reasonable user of the report on compliance about the Schools' compliance with the requirements of each major federal program as a whole.

In performing an audit in accordance with generally accepted auditing standards, *Government Auditing Standards*, and the Uniform Guidance, we:

- Exercise professional judgment and maintain professional skepticism throughout the audit.
- Identify and assess the risks of material noncompliance, whether due to fraud or error, and design and perform audit procedures responsive to those risks. Such procedures include examining, on a test basis, evidence regarding the Schools' compliance with the compliance requirements referred to above and performing such other procedures as we considered necessary in the circumstances.
- Obtain an understanding of the Schools' internal control over compliance relevant to the audit in order to design audit procedures that are appropriate in the circumstances and to test and report on internal control over compliance in accordance with the Uniform Guidance, but not for the purpose of expressing an opinion on the effectiveness of the Schools' internal control over compliance. Accordingly, no such opinion is expressed.

We are required to communicate with those charged with governance regarding, among other matters, the planned scope and timing of the audit and any significant deficiencies and material weaknesses in internal control over compliance that we identified during the audit.

Report on Internal Control Over Compliance

A deficiency in internal control over compliance exists when the design or operation of a control over compliance does not allow management or employees, in the normal course of performing their assigned functions, to prevent, or detect and correct, noncompliance with a type of compliance requirement of a federal program on a timely basis. *A material weakness in internal control over compliance* is a deficiency, or combination of deficiencies, in internal control over compliance, such that there is a reasonable possibility that material noncompliance with a type of compliance requirement of a federal program will not be prevented, or detected and corrected, on a timely basis. *A significant deficiency in internal control over compliance* is a deficiency, or a combination of deficiencies, in internal control over compliance with a type of compliance requirement of a federal program that is less severe than a material weakness in internal control over compliance, yet important enough to merit attention by those charges with governance.

Our consideration of internal control over compliance was for the limited purpose described in the first paragraph of this section and was not designed to identify all deficiencies in internal control over compliance that might be a material weakness or significant deficiencies. Given these limitations, during our audit we did not identify any deficiencies in internal control over compliance that we consider to be

material weaknesses, as defined above. However, material weaknesses or significant deficiencies in internal control over compliance may exist that were not identified.

Our audit was not designed for the purpose of expressing an opinion on the effectiveness of internal control over compliance. Accordingly, no such opinion is expressed.

The purpose of this report on internal control over compliance is solely to describe the scope of our testing of internal control over compliance and the results of that testing based on the requirements of the Uniform Guidance. Accordingly, this report is not suitable for any other purpose.

Brown Lake & McDaniel, PC
CERTIFIED PUBLIC ACCOUNTANTS

Knoxville, Tennessee
December 8, 2022

INDEPENDENT AUDITOR'S REPORT ON COMPLIANCE FOR EACH MAJOR PROGRAM AND ON
INTERNAL CONTROL OVER COMPLIANCE REQUIRED BY THE UNIFORM GUIDANCE

ACCOMPANYING SCHEDULE OF FINDINGS AND QUESTIONED COSTS

I. SUMMARY OF AUDITOR'S RESULTS

A. An unmodified opinion was issued on the basic financial statements of Oak Ridge Schools for the year ended June 30, 2022.

B. Internal control over financial reporting:

Material weakness(es) identified? ___ yes X no

Significant deficiency(ies) identified
that are not considered to be
material weakness(es)? ___ yes X none reported

C. Our audit disclosed no instances of noncompliance considered by us to be material to the financial statements.

D. Internal control over major programs:

Material weakness(es) identified? ___ yes X no

Significant deficiency(ies) identified
that are not considered to be
material weakness(es)? ___ yes X none reported

E. An unmodified opinion was issued for compliance for Oak Ridge Schools' major programs.

F. The audit disclosed no audit findings requiring reporting under Section .510(a).

G. We identified the following major federal assistance programs:

84.010A – Title I
84.425D – Elementary and Secondary School Emergency Relief Fund Cluster
21.019 – Coronavirus Relief Fund
93.323 – Epidemiology and laboratory capacity
93.600 – Headstart

H. The threshold for distinguishing between Type A and Type B programs was \$750,000.

I. The auditee was determined to be a low risk auditee.

II. SUMMARY OF FINDINGS REPORTED AT THE FINANCIAL STATEMENT LEVEL

None

III. SUMMARY OF FINDINGS AND QUESTIONED COSTS FOR FEDERAL AWARDS

None

OAK RIDGE SCHOOLS
OAK RIDGE, TENNESSEE

Summary Schedule of Prior Audit Findings

There were no prior year findings.



RESOLUTION

Resolution of the Oak Ridge Schools Board of Education Supporting Amending T.C.A. 49-6-3115 to Allow Tennessee Public School Districts Autonomy to Make Retention Decisions for their Third and Fourth Grade Students

WHEREAS, the Oak Ridge Schools District Board of Education is charged with governing the school district so all Oak Ridge students receive the best educational opportunities to create well-rounded, productive citizens; and

WHEREAS, during its 2021 first extraordinary session, the Tennessee General Assembly adopted Public Chapter 1, now codified as T.C.A. 49-6-3115, which provides in pertinent part that, "Beginning with the 2022-23 school year, a student in third-grade shall not be promoted to the next grade level unless the student is determined to be proficient in English Language Arts (ELA) based on the student achieving a performance level rating of "on track" or "mastered" on the ELA portion of the student's most recent Tennessee Comprehensive Assessment Program (TCAP) test", and

WHEREAS, T.C.A. 49-6-3115 uses only one piece of data to make crucial and life-altering retention decisions for most third-grade Tennessee students, while also allowing for retention exemptions for English Language Learner (ELL) students, special education students, any students suspected of having a disability, formerly retained students, students who attend summer school, and/or students participating in a year-long All Corps tutoring program; and

WHEREAS, the Tennessee General Assembly has made it apparent that parents should possess a strong voice in their child's education through privatization efforts, including vouchers and charter schools, but that very same General Assembly has not provided Tennessee parents the same authority with retention decisions, and

WHEREAS, the wording and implementation of T.C.A. 49-6-3115 also stands to create further academic gaps between underserved subgroups; and

WHEREAS, Tennessee State Board of Education policy notes that, "Retention shall be considered only when it is the best interest of the student," and

WHEREAS, the Oak Ridge School District has traditionally and effectively utilized multiple sources of data to make instructional decisions, including retention decisions, regarding all students, no matter their socioeconomic, racial, or other backgrounds; and

¹ WKRN story found online at: <https://www.wkrn.com/news/local-news/murfreesboro/tennessee-parents-voice-concerns-about-states-3rd-grade-retention-law/>.

WHEREAS, the Oak Ridge School District - like many other public school systems across this great State - follows research based best practice strategies cultivated by Dr. John Hattie, a widely renowned education researcher, which shows grade level retention often has a significantly detrimental effect on a child (-32 size effect, with .4 being considered the "zone of desired effects"); and

WHEREAS, the Oak Ridge School District firmly believes that our parents have strong voices regarding their child's educational path, and should still be granted input regarding retention decisions; and

WHEREAS, no law similar to T.C.A. 49-6-3115 has proven to show long-term success in other states, often requiring those other states to amend similar legislation to include provisions allowing local school districts the power to promote students who were not proficient in ELA as measured by standardized state tests, but who also showed progress based on other relevant school district data, thus demonstrating an understanding of ELA via alternative and reliable knowledge assessments.

NOW, THEREFORE, BE IT RESOLVED, that the Oak Ridge Schools Board of Education urges the Tennessee General Assembly to amend T.C.A 49-6-3115 to allow local school districts like ours to make grade level retention decisions for all students based upon the totality of data, discussion among stakeholders, the expertise of education professionals, and parental input regarding the best interests of each child.

Dated this ____ day of January 2023.

Signed _____
W. Keys Fillauer, Chairman

Signed _____
Laura McLean, Vice Chairman

Signed _____
Angi Agle, Board Member

Signed _____
Erin Webb, Board Member

Signed _____
Heather Hartman, Board Member

Oak Ridge Board of Education

Monitoring: Review: Annually, in January	Descriptor Term: Payroll Procedures	Descriptor Code: 2.802	Issued Date:
		Rescinds: 2.802	Issued: <u>08/11/14</u> 05/27/08

1 All employees of Oak Ridge Schools are to be paid through the direct deposit process whereby payroll
2 funds are electronically deposited into the employee's bank account. Payroll procedures are as
3 follows:

- 4 1. All certified personnel shall be paid in twenty-four (24) semi-monthly installments.
- 5 2. All 12-month support personnel shall be paid in twenty-four (24) semi--monthly -installments
6 per year.
- 7 3. All ~~10-or~~ 11 month support personnel shall be paid in twenty-~~one~~two (212) semi--monthly
8 installments per year.

9 Payroll will be paid on the date that it is due. ~~For e~~Employees ~~paid in twenty four (24) semi monthly~~
10 ~~installments, payroll~~ will be paid on the 15th and the 30th of each month In situations where the pay
11 date falls on a weekend or on a day that banks are closed for a holiday, payroll will be paid on the
12 weekday (Mon-Fri) just previous to the weekend or holiday. No other advance payments of wages or
13 salary will be made.

14 Upon resignation, retirement, termination, or death, final salary or wages shall be withheld until all
15 records and assets in the custody the employee are satisfactorily transferred to his/her successor or
16 other designated person.

17 Specific approval by the Board is required for payroll deductions, except as otherwise provided by law.

Cross References

Compensation Guides and Contracts 5.110
Resignation 5.204
Retirement 5.205

OAK RIDGE SCHOOLS

New Club Request Form

School: Oak Ridge High School

Club Name: Smash Bros

Sponsor: Logan Vincent

Club Membership: Open to anyone

Selection of Officers: By election

Club Purpose:

To gather to play Super Smash Bros and practice the game

Club Activities:

Play Smash Bros
Play practice matches

Club Meeting Times:

Monday 3:10 - 4:00
Wednesday 2:00 - 3:30

Club Funding:

N/A

Rules and Regulations:

Keep friendly, fair and feasible for new players
Just for fun

Other Pertinent Information:

Members will need to bring switches or controller

Student Representative: Cortez Bejman

ORHS Administration Approval: [Signature]

Date: 11.21.22

Date Student Council Approved: 10/25 AW

Date BOE Approved: _____



MEMORANDUM

Dr. Kelly Williams

Executive Director, Office of Teaching and Learning

TO: Board of Education

DATE: 12/13/22

SUBJECT: Item for Action: Approval of 2023-2024 ORHS Course Requests

I recommend the approval of the 2023-2024 ORHS course requests as outlined below and in the detail attached.

Attached are six (6) ORHS course requests for consideration:

- The Holocaust and Human Behavior
- Americans at War
- African American History
- DE Building Construction Technologies
- DE Cosmetology
- DE Residential/Commercial/Industrial Electricity

Submitting departments are aware, that although the course may be approved, offering the course next year is contingent on student course requests/enrollment.

New Course Request

Date: 12/1/2022

Name of Proposed Course: The Holocaust and Human Behavior

Course Description: This course utilizes *Facing History and Ourselves'* methodology to help students recognize the lessons that history can teach us about standing up to bigotry and hate. This specially designed course draws upon and adapts resources from *The Facing History and Ourselves: Holocaust and Human Behavior Program* and its related media collection. The course will involve an in-depth study designed to lead high school students through an examination of the catastrophic period in the twentieth century when Nazi Germany murdered six million Jews and millions of other civilians in the midst of the most destructive war in human history.

The course is organized according to *Facing History and Ourselves'* scope and sequence, which follows a specific progression of themes designed to promote students' historical understanding, critical thinking, social-emotional learning, and civic agency. This unique scope and sequence, which we often call the *Facing History* journey, is a student-centered equity-based approach to teaching and learning that begins with students examining their own identity as well as the relationship between the individual and society, and a close reflection on the way humans divide themselves into "in" groups and "out" groups. This part of the journey is designed for students to analyze common human behaviors, beliefs, and attitudes that they can readily observe in their own lives. Students then explore the fragility of democracy by taking a deep-dive into a case study of the failure of the Weimar Republic, the Nazi Party's rise to power in Germany, and the events that led a nation to commit genocide. Students then bear witness to the human suffering of the Holocaust and examine the range of responses from individuals and nations to the genocidal mass murder of the Nazi regime.

This unique approach to studying the Holocaust, allows students to analyze how those patterns of human behavior may have influenced the choices individuals made in the past—to participate, stand by, or stand up—in the face of injustice and, eventually, mass murder. In the course's later lessons, students draw connections between this history and the present day, weighing questions like how to achieve justice and reconciliation in the aftermath of atrocities, how painful histories should be remembered, and how this history educates us about our responsibilities in the world today.

Finally, students are then asked to consider how they might choose to participate in bringing about a more humane, just, compassionate world. The following question guides student's journey throughout the course: How can a study of the Holocaust and other examples of collective violence in world history inform the way we think and act as global citizens today?

1. **Explain how this course relates to the Oak Ridge Schools Portrait of a Graduate.**

The following question guides student's journey throughout the course: *How can a study of the Holocaust and other examples of collective violence in world history inform the way we think and act today?* It is shaped by four core values fundamental to the mission of Facing History and that align perfectly with Oak Ridge's Portrait of a Graduate:

I. Intellectual Rigor: Students are challenged to develop a deep understanding of history and its relation to their lives through an exposure to rich content, stimulating classroom discussion, activities, and thought-provoking assignments. In Oak Ridge, we seek to make certain that "every student is academically prepared for success" in either college or career, and rigorous courses are the key to such preparedness.



II. Ethical Reflection: The intellectual rigor of this course is rooted in the habit of ethical reflection by students. They ponder the moral implications of decision making and human behavior embedded in the study of historical examples of collective violence. In Oak Ridge, we embrace the 4Cs, and this course will help students to develop these, in particular in the areas of communication and critical thinking.

III. Emotional Engagement: Students become emotionally attuned to the past and present lives they study and discuss. "Every student" in Oak Ridge is encouraged to "exhibit the citizenship trait... of self-awareness." To do so, they must have opportunities to confront difficult and emotional truths about our past, and this course spends a great deal of focus on self-awareness and self-reflection.

IV. Civic Agency: Students develop a heightened sense of civic responsibility throughout this *Facing History* journey. By the end of this course students learn to appreciate how their own efforts do contribute to building a civil society locally, nationally, and globally, thus furthering Oak Ridge's goal to make students "Life Ready," by help them develop "self-discipline and empathy."

2. **Does this course have any special designation (e.g. honors, dual enrollment, industry certification, Advanced Placement)?** no
3. **Would this course count toward an area of focus? Please explain.** Humanities. It is officially an ELA course in our district, but in many districts is a Social Studies course, so it satisfies both requirements of the humanities area of focus. Could it be counted as an enhancer to an area of focus? Please explain. Click or tap here to enter text.
4. **Is this a year-long or semester course? Other if you chose *Other*, please explain.** It can be taught as either a semester or ½ semester course depending on how the school chooses to list it.
5. **How many credits would a student receive for passing this course?** 1 or 1/2 , depending on how the school decided to offer it.
6. **What are the benefits of adding this course?**

There are a myriad of benefits including,

 - a. Students will gain an increased understanding of how violence and hate develop in communities and how to work toward greater ethical citizenship
 - b. Students gain a greater understanding of history and their place in it
 - c. Students gain a greater sense of identity and ethical decision making
 - d. On a practical note for Oak Ridge schools, students have more courses to choose from to enrich their areas of interest and their academic exposure to rigorous material
 - e. The wider Oak Ridge community, many of whom are deeply impacted by and invested in this topic, can be assured that our young people are studying historical events that still have lasting impacts on our community
7. **What are the disadvantages and/or challenges of adding this course?** Please specify if any courses will have to be cut if this course is introduced.

The difficulty in adding new courses, of course, is finding the teaching-staff hours to cover them along with all the mandatory courses that still need to be covered. However, I believe that with a rotating roster of electives courses, we can offer our students a richer availability of courses while still maintaining reasonable teaching and staffing loads.
8. **Do we already have Oak Ridge Staff who are certified to teach this course?** Yes
9. **If we already have Oak Ridge Staff who are certified to teach this course, what responsibilities do they currently have that they would no longer be able to fulfill if they teach this course?** I (Sheila Morton), have done the training with Facing History required by them to teach the course. Right now, I teach all required



courses, so allowing me to teach an elective would mean rotating one of those course responsibilities onto someone else. But as I mentioned, we have discussed the potential of rotating electives, so staffing should not actually be a problem if we do this.

10. **If we already have Oak Ridge staff who are certified to teach this course, are they interested in teaching this course? Why or why not?** Yes, very much so. I have already enrolled in two additional courses to help me prepare to teach this course.
11. **If we do not already have Oak Ridge staff who are certified to teach this course, what are the plans to fill this FTE?**
12. **Does this course require any partnerships with colleges, universities, or other organizations? If so, have they been contacted? Please elaborate.** It would be in partnership with the nonprofit organization *Facing History*, who have generously supplied a wealth of resources, paper and digital, to make sure that the course is well supplied. Additionally, they have already gotten it passed with the TN State Department of Education, and the course is being taught in many schools across the state.
13. **Does this course require any special equipment and/or changes to the physical space?** No.

Name and signature of person
requesting course or pathway

Mr. Drayton Hawkins

Name and signature of school principal

New Course Request

Date: 11/16/2022

Name of Proposed Course: Americans at War

Course Description:

Students will examine the causes and consequences of the American Revolution, the War of 1812, the Mexican American War, Indian Wars, Civil War, Spanish-American War, and World War I. Students will also learn about the various factors that led to America's entry into World War II, as well as its consequences for American life. Students will explore the causes and course of the Cold War, which led to the U.S. involvement in Korea and Vietnam. Additionally, students will learn the causes and consequences of contemporary issues impacting their world today. Students will continue to use skills for historical and geographical analysis as they examine American history since the American Revolution. Students will continue to learn fundamental concepts in civics, economics, and geography within the context of United States history. The reading of primary source documents and secondary sources is a key feature of United States history standards. Finally, students will focus on current human and physical geographic issues important in contemporary America and the global society that relates directly to topic of this course.

1. Explain how this course relates to the Oak Ridge Schools Portrait of a Graduate.

Americans at War is embedded with many of the goals within the Portrait of a Graduate. Throughout the course students will develop critical thinking skills as they look at the ways the American Military has impacted American and World History. As students learn to analyze what went right or what went wrong in a battle the students will be academically prepared to research, write effectively, and understand that in many ways what makes for a successful battle (planning, research, and adaptation) make for a successful career. Furthermore, students will become life ready as they study how the American military makes for an example of good citizenship, self-discipline, and empathy through the good works they have done at home and abroad. Students will also practice good citizenship by looking critically at the times the American military failed in its mission to be a good global citizen as well through events like the My Lai Massacre and the Indian Wars after the Civil War so that they can understand that empathy is a key part of a functioning society. Students will be better digital citizens as well as we use modern technology to investigate what battlefields look like today and use online field trips to visit battlefields.

2. Does this course have any special designation (e.g. honors, dual enrollment, industry certification, Advanced Placement)? No.
3. Would this course count toward an area of focus? Please explain. Humanities Could it be counted as an enhancer to an area of focus? Please explain. *It could be counted as a subject*
4. Is this a year-long or semester course? Semester If you chose *Other*, please explain. BUT, I could teach it as a 9 weeks course if needed.
5. How many credits would a student receive for passing this course? For a full semester, one credit. For 9 weeks, a half credit.
6. What are the benefits of adding this course? Students will gain a deeper understanding of how American wars have been fought throughout our history. Most survey courses do not have enough time to go in depth on battles, strategies, and other key parts of American Wars. This class will allow students interested in these topics to keep their interest in an academic setting.



7. What are the disadvantages and/or challenges of adding this course? Please specify if any courses will have to be cut if this course is introduced. No courses will have to be cut but could potentially take students away from other social studies electives.
8. Do we already have Oak Ridge Staff who are certified to teach this course? Yes
9. If we already have Oak Ridge Staff who are certified to teach this course, what responsibilities do they currently have that they would no longer be able to fulfill if they teach this course? None.
10. If we already have Oak Ridge staff who are certified to teach this course, are they interested in teaching this course? Why or why not? Yes. I taught this course at Farragut High School and I would love to teach it at ORHS.
11. If we do not already have Oak Ridge staff who are certified to teach this course, what are the plans to fill this FTE? N/A
12. Does this course require any partnerships with colleges, universities, or other organizations? If so, have they been contacted? Please elaborate. No.
13. Does this course require any special equipment and/or changes to the physical space? No.

Alex Shaffer

Name and signature of person
requesting course or pathway

Mr. Drayton Hawkins

Name and signature of school principal

New Course Request

Date: 11/22/2022

Name of Proposed Course: African American History

Course Description: Students will examine the life and contributions of African Americans from the early 1600s through the contemporary United States. Students will explore the influence of geography on slavery and the growth of slavery in the U.S. Students will consider urban and rural African American communities and institutions in the North and South leading up to and during the Civil War. Students will investigate the rise of Jim Crow and the subsequent effects of the laws and trace the impact of African American migration through the early 20th century. Students will explore the impact of the Harlem Renaissance as well as the contributions of African Americans during the Great Depression and World War II. Students will examine the successes and failures of the Civil Rights Movement and consider the contemporary issues confronting African Americans.


1. Explain how this course relates to the Oak Ridge Schools Portrait of a Graduate. While this course can fit any of the components of the Portrait of a Graduate, it most accurately in its current form relates best to "College and Career Ready." This course gives our students an alternative viewpoint of History they have learned or will be learning. These additional viewpoints and perspectives are essential for post-secondary life. In the academic college and university world students will be more prepared to discuss Historical events from the additional perspectives received and will be more able to have discussions with those of different cultures and viewpoints than those of their own.
2. Does this course have any special designation (e.g. honors, dual enrollment, industry certification, Advanced Placement)? No.
3. Would this course count toward an area of focus? Please explain. Humanities Could it be counted as an enhancer to an area of focus? Please explain.
4. Is this a year-long or semester course? Semester If you chose *Other*, please explain. Semester (block)
5. How many credits would a student receive for passing this course? 1
6. What are the benefits of adding this course? The benefits of adding African American History are numerous to both students and community. As a staff this would give us one more elective focus in social studies, specifically for younger History students, and allow us more flexibility in scheduling. For the students this will give them an additional option for course work and elective focus. This course expands the scope of the Oak Ridge History department to American History from the point of view of African Americans living in the US. This course will also give students going into AP History courses a more in depth view of African American History as it related to slavery, Civil Rights Movement, and American culture among other things. In addition to giving students a more in-depth view of how their community was impacted during these events including the Scarborough 85.
7. What are the disadvantages and/or challenges of adding this course? Please specify if any courses will have to be cut if this course is introduced. This main challenge of teaching this course is the Critical Race Theory law passed by the Tennessee Legislature in 2021. One component of this law ((1) The following concepts are prohibited concepts that shall not be included or promoted in a course of instruction, curriculum, instructional program, or in supplemental instructional materials:... g. A meritocracy is inherently racist or sexist, or designed by a particular race or sex to oppress members of another race or sex;). This section can be interpreted many different ways and in the context of teaching the Tennessee state standards, specifically standard 5 (Analyze the economic, social, religious, and legal justifications for the establishment and continuation of slavery.) it could be viewed that the discussion of the meritocracy of slavery, the antebellum class society, and the Post Civil War Jim Crow South could violate this provision of the law. While this law and state standard are potentially problematic,



this section will be taught with the understanding that antebellum slave society in the South was not a true meritocracy.


8. Do we already have Oak Ridge Staff who are certified to teach this course? Yes
9. If we already have Oak Ridge Staff who are certified to teach this course, what responsibilities do they currently have that they would no longer be able to fulfill if they teach this course? I, Logan Vincent, am currently certified in and scheduled to teach US History, US Gov, AP US Gov, Personal Finance, and Contemporary Issues at Oak Ridge High School. If I were scheduled to teach African American History, then I would be taken away from a semester length course I have been scheduled to teach.
10. If we already have Oak Ridge staff who are certified to teach this course, are they interested in teaching this course? Why or why not? Yes. I, Logan Vincent, am certified Oak Ridge staff certified and qualified to teach this course. I have an undergraduate degree in History with my capstone focus on African American History. In addition to three semesters of classroom experience teaching this state standard course in a Tennessee High School.
11. If we do not already have Oak Ridge staff who are certified to teach this course, what are the plans to fill this FTE? N/A
12. Does this course require any partnerships with colleges, universities, or other organizations? If so, have they been contacted? Please elaborate. N/A
13. Does this course require any special equipment and/or changes to the physical space? N/A

Mr. Logan Vincent



Name and signature of person
requesting course or pathway

Mr. Drayton Hawkins



Name and signature of school principal



New Course Request


Date: 12/7/2022

Name of Proposed Course: DE Building Construction Technologies

Course Description: The Building Construction Technology Program is designed to prepare students for employment in the electrical, plumbing, roofing, construction and/or remodeling fields. Skills taught in the course include safety, general building concepts, masonry, framing, roofing, plumbing, wiring techniques and installation, National Electric Codes, blueprint reading, and finishing. The student will receive theory and skill practice in the classroom and lab; as well as, be required to building sites to complete the hands-on skill portion of his/her training.

1. Explain how this course relates to the Oak Ridge Schools Portrait of a Graduate.
2. Does this course have any special designation (e.g. honors, dual enrollment, industry certification, Advanced Placement)? Dual Enrollment and Program Certification
3. Would this course count toward an area of focus? Please explain. Yes Could it be counted as an enhancer to an area of focus? Please explain. Enhancer to Welding.
4. Is this a year-long or semester course? Multiple-semester course sequence.
5. How many credits would a student receive for passing this course? 1 high school credit; 140 Clock Hours per semester at TCAT Harriman
6. What are the benefits of adding this course? Offering students a program of studies we do not offer at ORHS.
7. What are the disadvantages and/or challenges of adding this course? Challenges include transportation, travel time, and scheduling availability for students. This is a great opportunity for students for whom it will work.
8. Do we already have Oak Ridge Staff who are certified to teach this course? No
9. If we already have Oak Ridge Staff who are certified to teach this course, what responsibilities do they currently have that they would no longer be able to fulfill if they teach this course? N/A
10. If we already have Oak Ridge staff who are certified to teach this course, are they interested in teaching this course? Why or why not? N/A
11. If we do not already have Oak Ridge staff who are certified to teach this course, what are the plans to fill this FTE? Students drive off-campus for the course. TCAT will be able to take 5 – 10 ORHS students per term.
12. Does this course require any partnerships with colleges, universities, or other organizations? If so, have they been contacted? Please elaborate. Yes, TCAT staff will write an MOU if approved.
13. Does this course require any special equipment and/or changes to the physical space? No

Holly Cross


Name and signature of person
requesting course or pathway

Mr. Drayton Hawkins


Name and signature of school principal



New Course Request


Date: 12/7/2022

Name of Proposed Course: DE Cosmetology

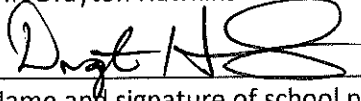
Course Description: The Cosmetology program provides the student with basic theory and clinical knowledge of the beauty industry through the use of approved textbooks, classroom instruction, and practical application with mannequins and live models. Upon successful completion of 1,500 hours of training, students are prepared to take the TN Board of Cosmetology licensing exam.

1. Explain how this course relates to the Oak Ridge Schools Portrait of a Graduate.
2. Does this course have any special designation (e.g. honors, dual enrollment, industry certification, Advanced Placement)? Dual Enrollment and Program Certification
3. Would this course count toward an area of focus? Please explain. Yes Could it be counted as an enhancer to an area of focus? Please explain. N/A
4. Is this a year-long or semester course? Multiple-semester course sequence.
5. How many credits would a student receive for passing this course? 1 high school credit; 140 Clock Hours per semester at TCAT Knoxville.
6. What are the benefits of adding this course? Offering students a program of studies we do not offer at ORHS.
7. What are the disadvantages and/or challenges of adding this course? Challenges include transportation, travel time, and scheduling availability for students. This is a great opportunity for students for whom it will work.
8. Do we already have Oak Ridge Staff who are certified to teach this course? No
9. If we already have Oak Ridge Staff who are certified to teach this course, what responsibilities do they currently have that they would no longer be able to fulfill if they teach this course? N/A
10. If we already have Oak Ridge staff who are certified to teach this course, are they interested in teaching this course? Why or why not? N/A
11. If we do not already have Oak Ridge staff who are certified to teach this course, what are the plans to fill this FTE? Students drive off-campus for the course. TCAT will be able to take 5 – 10 ORHS students per term.
12. Does this course require any partnerships with colleges, universities, or other organizations? If so, have they been contacted? Please elaborate. Yes, TCAT staff will write an MOU if approved.
13. Does this course require any special equipment and/or changes to the physical space? No

Holly Cross


Name and signature of person
requesting course or pathway

Mr. Drayton Hawkins


Name and signature of school principal



New Course Request

Date: 12/7/2022

Name of Proposed Course: DE Residential/Commercial/Industrial Electricity

Course Description: The mission of the Residential/Commercial/Industrial Electricity program is to prepare the student for employment opportunities in the electrical installation and/or industrial electricity fields.

1. Explain how this course relates to the Oak Ridge Schools Portrait of a Graduate.
2. Does this course have any special designation (e.g. honors, dual enrollment, industry certification, Advanced Placement)? Dual Enrollment and Program Certification
3. Would this course count toward an area of focus? Please explain. Yes Could it be counted as an enhancer to an area of focus? Please explain. Enhancer to Welding.
4. Is this a year-long or semester course? Multiple-semester course sequence.
5. How many credits would a student receive for passing this course? 1 high school credit; 140 Clock Hours at TCAT Harriman per semester.
6. What are the benefits of adding this course? Offering students a program of studies we do not offer at ORHS.
7. What are the disadvantages and/or challenges of adding this course? Challenges include transportation, travel time, and scheduling availability for students. This is a great opportunity for students for whom it will work.
8. Do we already have Oak Ridge Staff who are certified to teach this course? No
9. If we already have Oak Ridge Staff who are certified to teach this course, what responsibilities do they currently have that they would no longer be able to fulfill if they teach this course? N/A
10. If we already have Oak Ridge staff who are certified to teach this course, are they interested in teaching this course? Why or why not? N/A
11. If we do not already have Oak Ridge staff who are certified to teach this course, what are the plans to fill this FTE? Students drive off-campus for the course. TCAT will be able to take 5 ORHS students per term.
12. Does this course require any partnerships with colleges, universities, or other organizations? If so, have they been contacted? Please elaborate. Yes, TCAT staff will write an MOU if approved.
13. Does this course require any special equipment and/or changes to the physical space? No

Holly Cross

Name and signature of person
requesting course or pathway

Mr. Drayton Hawkins

Name and signature of school principal

Oak Ridge Schools

Oak Ridge, TN



JOB TITLE: Communications Specialist

TERMS OF EMPLOYMENT: Twelve (12) Months (Classified – Exempt)

IMMEDIATE SUPERVISORS: Superintendent, Executive Director of School Leadership, and Executive Director of Teaching & Learning

POSITION DESCRIPTION

The Communications Specialist coordinates and promotes positive communications with employees, media, community and the Board regarding issues that impact the district. This position supports the district with strong written skills, public relations, media relations, community outreach, event planning and strategies for identifying, capturing and sharing the stories of the Oak Ridge Schools.

ESSENTIAL FUNCTIONS

- Prepare and provide information to the public about the mission, vision, core values, goals, policies and activities of the district both internally and externally.
- Serve as primary media contact for the district and assist the Superintendent with the oversight of special programs and projects. Coordinate media interviews for the purpose of keeping the media informed of timely and accurate information concerning District activities.
- Serve as liaison between the school District and media for the purpose of ensuring accurate information is disseminated.
- Direct preparation of press releases and publication of articles and photos at the local, state, and national level.
- Develop and direct district's communication plan.
- Author and distribute the district's e-newsletter
- Support and advise upper level administrators for the purpose of collaborating with these administrators in achievement of department, program and district goals.
- Oversee the content on district website; continually audit and update existing information and ensure the timely posting of relevant content. Support school webmasters to ensure a consistent, professional message and look on all school websites. Serve as a liaison, along with the Technology Department representatives, between the district and its web hosting company.
- Advise school board, staff, and administrators when delivering messages to the media for the purpose of promoting a positive image of the District during times of crisis.
- Compile data from a wide variety of sources (e.g. staff, public agencies, media, etc.) for the purpose of analyzing issues, ensuring compliance with established policies and procedures, and/or monitoring program components.
- Assesses school/district/community climate through surveys, personal contact, and solicitation.
- Coordinate a variety of activities (e.g. recognition programs, special events, media relations, community relations, phone notification system, communications dept., etc.) for the purpose of delivering communications services in compliance with established guidelines.
- Recommend innovative avenues of communication for external and internal audiences.
- Maintain and support district social media accounts, including Twitter, Facebook, Instagram and YouTube.

- Publicize awards, attainments, new personnel, progress, and achievements being made in all areas of the school district.
- Coach building administrators on areas of need related to marketing, public relations and parent engagement.
- Support the district's mass notification system and mobile app.
- Monitor campus and district calendars for current, accurate information.
- Develop long and short range plans in relation to assigned administrative responsibilities for the purpose of ensuring organizational objectives are achieved in the most efficient and timely manner.
- Support the implementation of existing and new programs/services through a combination of delegation and personal involvement (e.g. e-mail alerts, media relations, community relations, phone notification system, etc.) for the purpose of ensuring new programs/services are provided within established timeframes in compliance with all related requirements.
- Facilitate meetings that may frequently involve a range of issues (e.g. personnel actions, financial procedures, regulatory requirements, community involvement, actions involving outside agencies, interdepartmental needs, etc.) for the purpose of identifying appropriate actions, developing recommendations, supporting other staff, and serving as a District representative.
- Maintain positive relations with students, principals, parents, school board, staff and community for the purpose of unifying efforts of all concerned.
- Administer the communications budget and ensure that programs are cost effective and that funds are managed prudently. Compile budgets and cost estimates based on documented program needs.
- Create comprehensive communications strategies and coordinate and develop publications and marketing materials to best market the school district to internal and external constituencies as well as manage internal communications processes.
- Participate in meetings, workshops, trainings, and seminars (e.g. workshops, district committees, seminars, conferences, etc.) for the purpose of conveying and/or gathering information required to perform functions.
- Prepare a wide variety of often complex materials (e.g. plans, budgets, funding requests, event programs, news releases, parent and community letters, etc.) for the purpose of documenting activities and issues, meeting compliance requirements, providing audit references, making presentations, and/or providing supporting materials for requested actions.
- Respond to emergency situations both during and after normal working hours for the purpose of receiving and conveying information needed for effective decision making.
- Respond to issues involving staff, conflicts in policies and regulations, community concerns, parental requests that may result in some negative impact and/or liability if not appropriately addressed for the purpose of identifying the relevant issues and recommending or implementing a plan of action that will efficiently resolve the issue.
- Visit school sites regularly to monitor effectiveness of communication and public relations efforts and maintain positive relations with campus administration and staff.
- Design and produce district print publications such as informational brochures, newsletters, postcards, flyers and invitations.
- Assist with photography of district students, personnel, and activities for publication and for use on district social media accounts.
- Expedite responses to inquiries and complaints received by the communications office.

JOB REQUIREMENTS

Skills, Knowledge, and Abilities

- Enthusiasm and interpersonal skills to relate well with students, staff, administration, Board of Education, parents, and the community
- Outgoing, proactive personality and polished, professional image
- Excellent verbal and written communication skills
- Ability to collaborate across departments and campuses
- Excellent organizational skills and the ability to motivate others
- Ability to plan, prioritize and coordinate multiple projects and meet quick deadlines
- Ability to take a project from concept to completion with minimal supervision or direction
- Ability to design and prepare brochures, newsletters, presentations and press releases
- Proficient skills in social media applications and web design
- Working knowledge of HTML and CSS

- Demonstrated creativity in producing videos and multimedia projects
 - Proficient skills in basic graphic design and desktop publishing
 - Perform all other related duties as assigned by the Superintendent, the Executive Director of School Leadership, and the Executive Director of Teaching & Learning
-

QUALIFICATIONS:

- Bachelor's degree required. Public relations, journalism, mass media, communications, or education-related discipline preferred.
 - Five or more years working experience in journalism, mass communication or public relations preferred
 - Two or more years of website/social media management experience preferred
-

Physical Demands/Environmental Factors:

- Standard office equipment including personal computer, camera, video camera
- Prolonged sitting; occasional bending/stooping, pushing/pulling and twisting
- Repetitive hand motions including frequent keyboarding and use of mouse; occasional reaching
- Occasional light lifting and carrying (less than 15 pounds)
- May work prolonged or irregular hours; frequent district-wide and state-wide travel
- Work with frequent interruptions



Oak Ridge Schools

OFFICE OF
Finance Director

Telephone (865) 425-9004

MEMORANDUM

To: Dr. Bruce Borchers, Superintendent of Schools
From: ^{JVD} Jenifer Van Dyke, Finance Director
Subject: **FY'23 Budget Transfer #1 & Budget Amendment #1**
Date: January 9, 2023

The attached FY'23 Budget Transfer #1 includes the following budget transfer requests for Board of Education approval:

- Mid-Year adjustment & re-alignment of general fund salary, benefit, and expenditure budget items (budget/actual/encumbrances) based on current YTD analysis
- Place unencumbered budget funds into other contracted services for growth planning.
- Place unencumbered budget funds into capital outlay expenditure account code for the following:
 - Track sign
 - Paving at Blankenship Field
 - Concrete pad at baseball field
 - Carpet for RMS library
 - Medallion sign for exterior of RMS
 - Marquis signs at Glenwood & Linden
 - Required local match for COPS grant – Safety system
- Place unencumbered budget funds into teacher salary line for new EL position at ORHS.
- Place unencumbered budget funds into Communications line for new Communications position.
- Place unencumbered budget funds into supply line for flag purchase.
- Place unencumbered budget funds into Transportation expenditure account for increase in diesel fuel costs

- Place unencumbered budget funds into software line for Skyward online registration module.
- Addition of \$2,000,000 to the budget for the Innovative Schools Model Grant. This budget amendment will be taken to the City of Oak Ridge in Spring 2023.
- All routine budget transfers and revisions from July 1, 2022 through December 19, 2022 for Board Approval.

FY 23 FYTD Budget Summary - Budget Transfer #1 & Amendment #1

Fund	FY23 Original Approved Budget	Budget Amendment #1	Budget Transfer #1	FY23 Revised & Amended Budget Amounts
Fund 141 (General Fund)	\$ 64,771,205.00	\$ 2,000,000.00	\$ (5,540.65)	\$ 66,765,664.35
Fund 142 (Federal)	\$ 10,031,877.00			\$ 10,031,877.00
Fund 143 (Food Service)	\$ 2,667,557.00			\$ 2,667,557.00
Fund 145 (Other Education)	\$ 229,112.00		\$ 5,540.65	\$ 234,652.65
Fund 146 (Extended Child Care)	\$ 408,430.00			\$ 408,430.00
TOTAL All Funds	\$ 78,108,181.00	\$ 2,000,000.00	\$ -	\$ 80,108,181.00

Fund 141 Budget Transfers

Fund 141 REVENUES	Account Number	Decrease	Increase
Adjust Pre-K State Grant Budget	141 R 46515 000 011 00000 000	\$ 4,324.22	\$ -
	141 R 46980 000 000 00000 000	\$ -	\$ 4,324.22
Adjust FRC Grant Budget to Actual Grant Amount (to Fund 145)	141 R 46980 000 000 00000 000	\$ 0.65	\$ -
Establish Safe Schools Grant Budget (to Fund 145)	141 R 46980 000 000 00000 000	\$ 5,540.00	\$ -
Establish TVA Grant Budget	141 R 44570 000 000 00000 000	\$ 22,500.00	\$ -
	141 R 44570 000 000 00000 652	\$ -	\$ 22,500.00
Budget Insurance Recovery for Lightning Strike	141 R 44570 000 000 00000 000	\$ 6,925.00	\$ -
	141 R 49700 599 000 00000 000	\$ -	\$ 6,925.00
Establish CNS Y-12 Grant Budget	141 R 44570 000 000 00000 000	\$ 6,715.00	\$ -
	141 R 44570 000 000 00000 604	\$ -	\$ 6,715.00
Establish MS STEM Grant Budget	141 R 46980 000 000 00000 000	\$ 20,000.00	\$ -
	141 R 46590 000 000 00000 091	\$ -	\$ 20,000.00

Fund 141 EXPENDITURES	Account Number	Increase	Decrease
	141 E 73400 116 011 00043 000	\$ -	\$ 0.98
	141 E 73400 163 011 00043 000	\$ -	\$ 973.36
	141 E 73400 201 011 00043 031	\$ -	\$ 2.73
	141 E 73400 201 011 00043 000	\$ -	\$ 57.75
	141 E 73400 204 011 00043 000	\$ 216.04	\$ -
	141 E 73400 204 011 00043 031	\$ -	\$ 4.00
	141 E 73400 206 011 00043 000	\$ -	\$ 4.80
	141 E 73400 207 011 00043 000	\$ -	\$ 3,622.28
	141 E 73400 207 011 00043 031	\$ -	\$ 3.60
	141 E 73400 208 011 00043 000	\$ 2.08	\$ -
	141 E 73400 208 011 00043 031	\$ -	\$ 1.40
	141 E 73400 212 011 00043 000	\$ -	\$ 15.85
	141 E 73400 212 011 00043 031	\$ -	\$ 0.27
	141 E 73400 217 011 00043 000	\$ -	\$ 201.00
	141 E 73400 299 011 00043 000	\$ 1.52	\$ -
	141 E 73400 429 011 00000 000	\$ -	\$ 500.00
	141 E 73400 429 011 00043 000	\$ 844.16	\$ -
	141 E 71900 599 000 00000 000	\$ 4,324.22	\$ -
Adjust Pre-K State Grant Budget			
Establish Safe Schools Grant (to Fund 145)	141 E 71900 599 000 00000 000	\$ -	\$ 5,540.00
Establish TVA Grant Budget	141 E 72130 599 000 00000 652	\$ 22,500.00	\$ -
	141 E 71900 599 000 00000 000	\$ -	\$ 22,500.00
Adjust FRC Grant Budget to Actual Grant Amount (to Fund 145)	141 E 71900 599 000 00000 000	\$ -	\$ 0.65
Budget Insurance Recovery for Lightning Strike	141 E 72250 709 000 00000 000	\$ 6,925.00	\$ -
	141 E 71900 599 000 00000 000	\$ -	\$ 6,925.00

Transfer for Coordinator In-District Mileage	141 E 72210 196 000 00068 000	\$	-	\$	1,000.00
	141 E 7210 355 000 00068 000	\$	1,000.00	\$	-
Transfer for Turf Tank Lease	141 E 72620 717 000 00000 000	\$	-	\$	6,809.00
	141 E 82130 610 000 00000 000	\$	6,809.00		
	141 E 72620 717 000 00000 000	\$	-	\$	191.00
	141 E 82230 611 000 00000 000	\$	191.00	\$	-
Transfer for Secretary Subs	141 E 71150 161 000 00036 195	\$	1,000.00	\$	-
	141 E 71150 161 000 00036 000	\$	-	\$	1,000.00
	141 E 72410 161 000 00000 195	\$	20,000.00	\$	-
	141 E 72410 161 000 00000 000	\$	-	\$	20,000.00
Establish MS STEM Grant Budget	141 E 71300 429 000 00025 091	\$	8,750.00	\$	-
	141 E 71300 429 000 00040 091	\$	8,750.00	\$	-
	141 E 71300 499 000 00025 091	\$	1,250.00	\$	-
	141 E 71300 499 000 00040 091	\$	1,250.00		
	141 E 71900 599 000 00000 000	\$	-	\$	20,000.00
Budget Adjustment Due to Staff Assignment Changes	141 E 71200 116 000 00040 000	\$	54,675.00	\$	-
	141 E 71100 116 000 00040 000	\$	-	\$	54,675.00
	141 E 72410 139 000 00030 000	\$	32,000.00	\$	-
	141 E 71100 116 000 00030 000	\$	-	\$	32,000.00
	141 E 72410 139 000 00045 000	\$	33,600.00	\$	-
	141 E 71100 116 000 00045 000	\$	-	\$	33,600.00
Adjust TNRMT Insurance Budget to Actual Amounts Due	141 E 72610 502 000 00000 000	\$	-	\$	408.00
	141 E 72310 508 000 0000 000	\$	-	\$	7.00
	141 E 72710 511 000 0000 000	\$	-	\$	103.00
	141 E 72310 506 000 0000 000	\$	712.00	\$	-
	141 E 72610 501 000 0000 000	\$	-	\$	138.00
	141 E 72310 513 000 0000 000	\$	-	\$	56.00

Budget Adjustment for Professional Development and Instructional Materials	141 E 72210 196 000 00081 000	\$	-	\$	2,000.00
	141 E 72210 524 000 00081 000	\$	500.00	\$	-
	141 E 72210 429 000 00081 000	\$	1,500.00	\$	-

Establish CNS Y-12 Grant Budget	141 E 72130 599 000 00043 604	\$	6,715.00	\$	-
	141 E 71900 599 000 0000 000	\$	-	\$	6,715.00

Salary & Benefit Budget Adjustments due to Additional Duties, New Positions, Increased Contract Days, No Planning Period, and Educational Degrees Earned	141 E 72410 139 000 00035 000	\$	2,897.00	\$	-
	141 E 72410 204 000 00035 000	\$	260.73	\$	-
	141 E 72410 201 000 00035 000	\$	179.61	\$	-
	141 E 72410 212 000 00035 000	\$	42.01	\$	-
	141 E 71150 116 000 00036 000	\$	2,898.00	\$	-
	141 E 71150 204 000 00036 000	\$	251.84	\$	-
	141 E 71150 201 000 00036 000	\$	179.68	\$	-
	141 E 71150 212 000 00036 000	\$	42.02	\$	-
	141 E 71200 116 000 00036 000	\$	1,932.00	\$	-
	141 E 71200 204 000 00036 000	\$	167.89	\$	-
	141 E 71200 201 000 00036 000	\$	119.78	\$	-
	141 E 71200 212 000 00036 000	\$	28.01	\$	-
	141 E 71200 171 000 00000 000	\$	5,269.00	\$	-
	141 E 71200 204 000 00000 000	\$	474.21	\$	-
	141 E 71200 201 000 00000 000	\$	326.68	\$	-
	141 E 71200 212 000 00000 000	\$	76.40	\$	-
	141 E 71200 116 000 00000 000	\$	4,391.00	\$	-
	141 E 71200 204 000 00040 000	\$	395.19	\$	-
	141 E 71200 201 000 00040 000	\$	272.24	\$	-
	141 E 71200 212 000 00040 000	\$	63.67	\$	-
	141 E 72210 189 000 00050 000	\$	5,710.00	\$	-
	141 E 72210 204 000 00050 000	\$	513.90	\$	-
	141 E 72210 201 000 00050 000	\$	354.02	\$	-
	141 E 72210 212 000 00050 000	\$	82.80	\$	-
	141 E 72220 124 000 00000 000	\$	1,258.72	\$	-
	141 E 72220 204 000 00000 000	\$	113.28	\$	-
	141 E 72220 201 000 00000 000	\$	78.04	\$	-

**Salary & Benefit Budget Adjustments due to
Additional Duties, New Positions, Increased
Contract Days, No Planning Period, and
Educational Degrees Earned (cont.)**

141 E 72220 212 000 00000 000	\$	18.25	\$	-
141 E 71100 116 000 00000 000	\$	-	\$	28,395.97
141 E 72120 131 000 00000 000	\$	3,323.00	\$	-
141 E 72120 204 000 00000 000	\$	299.07	\$	-
141 E 72120 201 000 00000 000	\$	206.03	\$	-
141 E 72120 212 000 00000 000	\$	48.18	\$	-
141 E 71100 116 000 00035 000	\$	7,220.00	\$	-
141 E 71100 204 000 00035 000	\$	649.80	\$	-
141 E 71100 201 000 00035 000	\$	447.64	\$	-
141 E 71100 212 000 00035 000	\$	104.69	\$	-
141 E 71100 116 000 00040 000	\$	78,130.00	\$	-
141 E 71100 204 000 00040 000	\$	7,031.70	\$	-
141 E 71100 201 000 00040 000	\$	4,844.06	\$	-
141 E 71100 212 000 00040 000	\$	1,132.89	\$	-
141 E 71100 207 000 00040 000	\$	9,013.00	\$	-
141 E 71100 208 000 00040 000	\$	36.53	\$	-
141 E 71100 299 000 00040 000	\$	10.85	\$	-
141 E 71100 206 000 00040 000	\$	12.60	\$	-
141 E 71100 116 000 00045 000	\$	56,220.00	\$	-
141 E 71100 204 000 00045 000	\$	5,059.80	\$	-
141 E 71100 201 000 00045 000	\$	3,485.64	\$	-
141 E 71100 212 000 00045 000	\$	815.19	\$	-
141 E 71100 208 000 00045 000	\$	36.53	\$	-
141 E 71100 299 000 00045 000	\$	10.85	\$	-
141 E 71100 206 000 00045 000	\$	12.60	\$	-
141 E 71100 116 000 00035 000	\$	48,301.00	\$	-
141 E 71100 204 000 00035 000	\$	4,347.09	\$	-
141 E 71100 201 000 00035 000	\$	3,695.03	\$	-
141 E 71100 212 000 00035 000	\$	700.36	\$	-
141 E 71100 207 000 00035 000	\$	5,200.00	\$	-
141 E 71100 208 000 00035 000	\$	36.53	\$	-
141 E 71100 299 000 00035 000	\$	10.85	\$	-
141 E 71100 206 000 00035 000	\$	12.60	\$	-
141 E 72410 139 000 00030 000	\$	6,347.00	\$	-

	141 E 72410 204 000 00030 000	\$	479.20	\$	-
	141 E 72410 201 000 00030 000	\$	485.55	\$	-
	141 E 72410 212 000 00030 000	\$	92.03	\$	-
Salary & Benefit Budget Adjustments due to	141 E 71300 116 000 00035 000	\$	10,000.00	\$	-
Additional Duties, New Positions, Increased	141 E 71300 204 000 00035 000	\$	900.00	\$	-
Contract Days, No Planning Period, and	141 E 71300 201 000 00035 000	\$	620.00	\$	-
Educational Degrees Earned (cont.)	141 E 71300 212 000 00035 000	\$	145.00	\$	-
	141 E 71100 116 000 00000 000	\$	42,360.57	\$	-
	141 E 71100 116 000 00000 000	\$	-	\$	301,883.46

TOTAL		\$	609,799.32	\$	609,799.32
--------------	--	----	-------------------	----	-------------------

Fund 141 Budget Amendment To Be Presented to City Spring 2023

Fund 141 REVENUES	Account Number	Decrease	Increase
Establish Innovative Schools Model Grant Budget	141 R 46590 000 023 00000 000	\$ -	\$ 2,000,000.00

Fund 141 EXPENDITURES	Account Number	Increase	Decrease
	141 E 71300 399 023 00025 000	\$ 3,000.00	\$ -
	141 E 71300 399 023 00040 000	\$ 3,000.00	\$ -
	141 E 71300 336 023 00035 000	\$ 150,000.00	\$ -
	141 E 71300 399 023 00035 000	\$ 250,000.00	\$ -
	141 E 71300 429 023 00025 000	\$ 56,000.00	\$ -
	141 E 71300 429 023 00040 000	\$ 56,000.00	\$ -
	141 E 71300 429 023 00035 000	\$ 23,400.00	\$ -
Establish Innovative Schools Model Grant Budget	141 E 71300 524 023 00025 000	\$ 5,000.00	\$ -
	141 E 71300 524 023 00040 000	\$ 5,000.00	\$ -
	141 E 71300 599 023 00035 000	\$ 508,600.00	\$ -
	141 E 71300 730 023 00025 000	\$ 170,000.00	\$ -
	141 E 71300 730 023 00040 000	\$ 170,000.00	\$ -
	141 E 71300 730 023 00035 000	\$ 200,000.00	\$ -
	141 E 76100 399 023 00025 000	\$ 100,000.00	\$ -
	141 E 76100 399 023 00040 000	\$ 100,000.00	\$ -
	141 E 76100 399 023 00035 000	\$ 200,000.00	\$ -

TOTAL	\$2,000,000.00	\$2,000,000.00
--------------	-----------------------	-----------------------

GENERAL FUND - Mid Year Salary, Benefit, & Expense Realignment

Fund 141 EXPENDITURES	Account Number	Increase	Decrease
New Spending Requests			
Other Contracted Services (Growth Planning/LeanFrog)	141-72310-399	\$ 5,000.00	
Track Sign	141-76100-707---442	\$ 197,466.69	
COPS Grant Local Match	141-76100-707---499	\$ 50,000.00	
EL Position (half year)	141-71100-116-000-00035	\$ 60,000.00	
Communications Position (half year)	141-72290-105	\$ 60,000.00	
Vape Dectectors (12-14 @ \$1,100 each)	141-72120-499	\$ 20,000.00	
Paving at Blankenship (bill split 50/50 with City)	141-76100-707---437	\$ 70,900.00	
Concrete pad at Baseball Field	141-76100-707	\$ 50,000.00	
Diesel Fuel	141-72710-412	\$ 20,000.00	
RMS Library Carpet	141-76100-707---421	\$ 25,000.00	
Flags	141-72410-499	\$ 4,000.00	
RMS Medallion Sign	141-76100-707---455	\$ 10,000.00	
Glenwood & Linden Marquis	141-76100-707---455	\$ 48,000.00	
Skyward Online Registration Module	141-72250-471	\$ 7,605.00	
TOTAL New Spending Requests	\$	627,971.69	

Payroll, Benefit, & Other Budgetary Changes: Based on current Budget to Actual vs Payroll Encumbrances on 12/15/22

Regular Education Teachers	141-71100-116	\$ (400,000.00)
Educational Assistants	141-71100-163	\$ (6,000.00)
Social Security	141-71100-201	\$ (40,000.00)
State Retirement	141-71100-204	\$ (50,000.00)
Medical Insurance	141-71100-207	\$ (40,000.00)
Employer Medicare	141-71100-212	\$ (7,000.00)
SRT State Retirement	141-71100-217	\$ 1,000.00

Alternative Education Teachers	141-71150-116	\$	1.00	
Secretaries	141-71150-161	\$	300.00	
Educational Assistants	141-71150-163			\$ (2,000.00)
Life Insurance	141-71150-206			\$ (400.00)
Medical Insurance	141-71150-207	\$	15,000.00	
SRT State Retirement	141-71150-217			\$ (500.00)
Vision Insurance	141-71150-299	\$	100.00	
Special Education Teachers	141-71200-116			
Educational Assistants	141-71200-163	\$	45,000.00	
Medical Insurance	141-71200-207			\$ (74.00)
Dental Insurance	141-71200-208	\$	2,500.00	
Vision Insurance	141-71200-299	\$	500.00	
Contracts with Private Agency	141-71200-312			\$ (10,000.00)
Vocational Education				
Teachers	141-71300-116			\$ (20,000.00)
Career Ladder	141-71300-117			\$ (1,000.00)
Medical Insurance	141-71300-207	\$	7,000.00	
Instructional Contingency	141-71900-000	\$	261,444.85	
Instructional Contingency - Salary/Benefit	141-71900-001			\$ (13,116.54)
Instructional Contingency - Other	141-71900-002			\$ (100,000.00)
Health Services				
Medical Personnel	141-72120-131			\$ (25,000.00)
Overtime	141-72120-187			\$ (750.00)
Certified Substitute	141-72120-195	\$	500.00	
State Retirement	141-72120-204			\$ (2,400.00)
Life Insurance	141-72120-206			\$ (500.00)
Medical Insurance	141-72120-207	\$	500.00	
Dental Insurance	141-72120-208	\$	2.00	
Employer Medicare	141-72120-212			\$ (300.00)

SRT State Retirement	141-72120-217	\$	2,400.00	
Vision Insurance	141-72120-299			\$ (2.00)
Other Student Support				
School Counselor	141-72130-123	\$	15,000.00	
Other Salaries & Wages	141-72130-189	\$	1.00	
Social Security	141-72130-201	\$	500.00	
State Retirement	141-72130-204	\$	2,500.00	
Life Insurance	141-72130-206			
Medical Insurance	141-72130-207			\$ (5,000.00)
Dental Insurance	141-72130-208	\$	300.00	
Employer Medicare	141-72130-212	\$	200.00	
SRT State Retirement	141-72130-217	\$	400.00	
Instructional Support				
Director	141-72210-105	\$	1.00	
Curriculum & Technology Integration Facilitators	141-72210-138			\$ (4,000.00)
Secretaries	141-72210-161			\$ (7,000.00)
Other Salaries & Wages	141-72210-189			\$ (25,000.00)
Social Security	141-72210-201			\$ (1,500.00)
State Retirement	141-72210-204			\$ (2,000.00)
Life Insurance	141-72210-206			\$ (500.00)
Medical Insurance	141-72210-207			\$ (10,000.00)
Dental Insurance	141-72210-208			\$ (50.00)
Employer Medicare	141-72210-212			\$ (700.00)
SRT State Retirement	141-72210-217	\$	1,600.00	
Vision Insurance	141-72210-299			\$ (20.00)
Special Education Support				
Supervisor/Director	141-72220-105			
Psychologist	141-72220-124	\$	4,200.00	
State Retirement	141-72220-204	\$	200.00	
Dental Insurance	141-72220-208	\$	3.00	
SRT State Retirement	141-72220-217	\$	1.00	
Vision Insurance	141-72220-299			\$ (3.00)

Other Contracted Services	141-72220-399		\$	(42,327.00)
Technology Career Support				
Secretaries	141-72230-161		\$	1.00
State Retirement	141-72230-204		\$	1.00
Vision Insurance	141-72230-299		\$	1.00
Technology Services				
Supervisor/Director	141-72250-105		\$	1.00
Computer Programmer	141-72250-120		\$	(20,000.00)
Data Processing Personnel	141-72250-121		\$	10,000.00
Social Security	141-72250-201		\$	(1,500.00)
State Retirement	141-72250-204		\$	(2,500.00)
Life Insurance	141-72250-206		\$	(1,800.00)
Medical Insurance	141-72250-207		\$	(10,000.00)
SRT State Retirement	141-72250-217		\$	(2,000.00)
Communications				
Secretary	141-72290-105			
	141-72290-161		\$	1.00
State Retirement	141-72290-204		\$	1.00
Vision Insurance	141-72290-299		\$	1.00
Board of Education				
Unemployment Compensation	141-72310-210		\$	(10,000.00)
Audit Services	141-72310-305		\$	20,000.00
Office of Superintendent				
Secretary	141-72320-161		\$	1.00
Overtime	141-72320-187		\$	(1,000.00)
Medical Insurance	141-72320-207		\$	500.00
Dental Insurance	141-72320-208		\$	1.00
Vision Insurance	141-72320-299		\$	(1.00)
Office of Principal Principals				
	141-72410-104		\$	(16,500.00)

Career Ladder	141-72410-117		\$	(1,500.00)
Bookkeepers	141-72410-119	\$	1.00	
Assistant Principals	141-72410-139	\$	600.00	
Secretary	141-72410-161		\$	(14,000.00)
Life Insurance	141-72410-206		\$	(2,500.00)
Medical Insurance	141-72410-207	\$	4,000.00	
Dental Insurance	141-72410-208	\$	400.00	
SRT State Retirement	141-72410-217	\$	1,200.00	
Vision Insurance	141-72410-299	\$	200.00	
Fiscal Services Supervisor/Director	141-72510-105			
Accountants	141-72510-119		\$	(4,500.00)
Purchasing Personnel	141-72510-122	\$	1.00	
Clerical Personnel	141-72510-161	\$	1.00	
Other Salaries	141-72510-189		\$	(10,500.00)
Social Security	141-72510-201		\$	(1,100.00)
State Retirement	141-72510-204		\$	(4,400.00)
Life Insurance	141-72510-206		\$	(700.00)
Medical Insurance	141-72510-207		\$	(4,500.00)
Dental Insurance	141-72510-208		\$	(75.00)
Employer Medicare	141-72510-212		\$	(200.00)
Vision Insurance	141-72510-299		\$	(20.00)
Human Resources				
Supervisor/Director	141-72520-105	\$	1.00	
Secretaries	141-72520-161		\$	(6,500.00)
Other Salaries & Wages	141-72520-189	\$	5,700.00	
Operation of Plant				
Supervisor/Director	141-72610-105	\$	1.00	
Secretaries	141-72610-161	\$	1.00	
Custodial Personnel	141-72610-166		\$	(50,000.00)
Social Security	141-72610-201		\$	(4,500.00)
State Retirement	141-72610-204		\$	(10,000.00)

Life Insurance	141-72610-206		\$	(3,000.00)
Medical Insurance	141-72610-207		\$	(20,000.00)
Employer Medicare	141-72610-212		\$	(750.00)
SRT State Retirement	141-72610-217		\$	(2,500.00)
Vision Insurance	141-72610-299	\$	300.00	
Maintenance of Plant				
Supervisor/Director	141-72620-105	\$	1.00	
Secretaries	141-72620-161		\$	(2,700.00)
Maintenance Personnel	141-72620-167	\$	1,500.00	
State Retirement	141-72620-204		\$	(1,000.00)
Life Insurance	141-72620-206		\$	(1,000.00)
Medical Insurance	141-72620-207	\$	7,000.00	
Preschool Program				
Principal	141-73401-104	\$	1.00	
Teachers	141-73401-116		\$	(650.00)
Medical Personnel	141-73401-131		\$	(185.00)
Secretaries	141-73401-161		\$	(7,600.00)
Educational Assistants	141-73401-163		\$	(5,000.00)
Other Salaries & Wages	141-73401-189	\$	2,531.00	
Social Security	141-73401-201		\$	(500.00)
State Retirement	141-73401-204		\$	(1,000.00)
Life Insurance	141-73401-206		\$	(300.00)
Dental Insurance	141-73401-208	\$	400.00	
Vision Insurance	141-73401-299	\$	150.00	

TOTAL			\$	1,043,623.54	\$	(1,043,623.54)
--------------	--	--	----	---------------------	----	-----------------------

Fund 142 Budget Transfers

Fund 142 REVENUES	Account Code	Decrease	Increase
Adjust Carl Perkins Grant Budget	142 R 47590 000 000 00000 000	\$ 10,654.24	\$ -
	142 R 47131 000 801 00000 000	\$ -	\$ 10,654.24
Adjust IDEA Preschool Grant Budget	142 R 47590 000 000 00000 000	\$ 10,634.91	\$ -
	142 R 47145 000 911 00000 000	\$ -	\$ 10,634.91
Adjust ESSER 3.0 Grant Budget	142 R 47401 000 936 00000 000	\$ 33,640.01	\$ -
	142 R 47590 000 000 00000 000	\$ -	\$ 33,640.01
Adjust Title I Grant Budget	142 R 47141 000 101 00000 000	\$ -	\$ 119,454.06
	142 R 47590 000 000 00000 000	\$ 119,454.06	\$ -
Adjust Title IV Grant Budget	142 R 47590 000 411 00000 000	\$ -	\$ 15,230.44
	142 R 47590 000 000 00000 000	\$ 15,230.44	\$ -
Establish TN All Corps Grant Budget	142 R 47401 000 938 00000 000	\$ -	\$ 295,400.00
	142 R 47590 000 000 00000 000	\$ 295,400.00	\$ -
Adjust Budget for Title II Grant	142 R 47189 000 202 00000 000	\$ 24,189.88	\$ -
	142 R 47590 000 000 00000 000	\$ -	\$ 24,189.88
Establish ELC Grant Budget	142 R 47590 000 000 00000 000	\$ 38,562.77	\$ -
	142 R 47590 000 941 00000 000	\$ -	\$ 38,562.77
Establish Head Start Budget	142 R 47990 000 058 00000 000	\$ 34,001.00	\$ -
	142 R 47990 000 031 00000 000	\$ -	\$ 34,001.00
Adjust IDEA B Grant Budget	142 R 47143 000 901 00000 000	\$ -	\$ 401,702.05
	142 R 47590 000 000 00000 000	\$ 401,702.05	\$ -

Establish Best for All Grant Budget	142 R 47307 000 930 00000 000	\$	-	\$	171,390.00
	142 R 47401 000 936 00000 000	\$	171,390.00	\$	-
Establish ESSER 2.0 Grant Budget	142 R 47307 000 935 00000 000	\$	-	\$	115,619.00
	142 R 47590 000 000 00000 000	\$	115,619.00	\$	-
Adjust Title III Grant Budget	142 R 47146 000 303 00000 000	\$	2,034.85	\$	-
	142 R 47590 000 000 00000 000	\$	-	\$	2,034.85
Adjust Head Start Grant Budget	142 R 47990 000 030 00000 000	\$	87.00	\$	-
	142 R 47590 000 000 00000 000	\$	-	\$	87.00
Establish ESSER Planning Grant Budget	142 R 47307 000 937 00000 000	\$	-	\$	71,845.00
	142 R 47590 000 000 00000 000	\$	71,845.00	\$	-
Establish Literacy Training Teacher Stipend Grant Budget	142 R 47590 000 000 00000 000	\$	30,000.00	\$	-
	142 R 47309 000 953 00000 000	\$	-	\$	30,000.00
Establish CTE Carl Perkins Reserve Grant Budget	142 R 47590 000 000 00000 000	\$	50,000.00	\$	-
	142 R 47131 000 802 00000 000	\$	-	\$	50,000.00
Establish Fiscal Pre-Monitoring Supports Grant Budget	142 R 47590 000 000 00000 000	\$	46,200.00	\$	-
	142 R 47307 000 978 00000 000	\$	-	\$	46,200.00
Establish Innovative High Schools Grant Budget	142 R 47590 000 000 00000 000	\$	170,771.04	\$	-
	142 R 47310 000 951 00000 000	\$	-	\$	170,771.04
Establish ARP Head Start Grant Budget	142 R 47590 000 000 00000 000	\$	58,369.96	\$	-
	142 R 47990 000 036 00000 000	\$	-	\$	58,369.96
Establish Resilient School Communities Grant Budget	142 R 47590 000 000 00000 000	\$	163,062.41	\$	-
	142 R 47590 000 942 00000 000	\$	-	\$	163,062.41

Adjust ARP IDEA Grant Budget	142 R 47590 000 000 00000 000	\$	4,963.44	\$	-
	142 R 47402 000 905 00000 000	\$	-	\$	4,963.44
Adjust ARP Homeless Grant Budget	142 R 47590 000 000 00000 000	\$	4,185.66	\$	-
	142 R 47404 000 701 00000 000	\$	-	\$	4,185.66
Establish Math Implementation Grant Budget	142 R 47590 000 000 00000 000	\$	35,625.00	\$	-
	142 R 47139 000 805 00000 000	\$	35,625.00	\$	-
	142 R 47307 000 979 00000 000	\$	-	\$	71,250.00
Establish 21st CCLC Grant Budget	142 R 47147 000 431 00000 000	\$	15,690.21	\$	-
	142 R 47590 000 000 00000 000	\$	-	\$	15,690.21
Establish TSW Grant Revenue Budget	142 R 47590 000 000 00000 000	\$	145,297.00	\$	-
	142 R 47590 000 045 00000 000	\$	-	\$	145,297.00
Establish CRESO Grant Budget	142 R 47990 000 058 00000 000	\$	6,141.00	\$	-
	142 R 47590 000 000 00000 000	\$	-	\$	6,141.00
Establish PreK Head Start Covid Grant Budget	142 R 47590 000 000 00000 000	\$	945.38	\$	-
	142 R 47990 000 035 00000 000	\$	-	\$	945.38
Establish ARP IDEA PreK Grant Budget	142 R 47590 000 000 00000 000	\$	16,510.39	\$	-
	142 R 47403 000 912 00000 000	\$	-	\$	16,510.39

FUND 142 EXPENDITURES		Account Code	Increase	Decrease
Adjust Carl Perkins Grant Budget		142 E 71300 163 801 00035 000	\$ 715.96	\$ -
		142 E 71300 201 801 00035 000	\$ 81.00	\$ -
		142 E 71300 212 801 00035 000	\$ 10.00	\$ -
		142 E 71300 429 801 00000 000	\$ 5,000.00	\$ -
		142 E 71300 429 801 00000 090	\$ 1,304.24	\$ -
		142 E 71300 499 801 00000 000	\$ 17,000.00	\$ -
		142 E 72130 355 801 00000 000	\$ 5,000.00	\$ -
		142 E 72130 399 801 00000 000	\$ 2,000.00	\$ -
		142 E 71300 730 801 00000 000	\$ 13,000.00	\$ -
		142 E 72130 524 801 00000 000	\$ 5,000.00	\$ -
		142 E 72230 524 801 00000 000	\$ 5,000.00	\$ -
		142 E 99100 504 801 00000 000	\$ 3,724.04	\$ -
		142 E 99100 000 000 00000 000	\$ -	\$ 57,835.24
Adjust IDEA Preschool Grant Budget		142 E 71200 163 911 00043 000	\$ 5,002.66	\$ -
		142 E 71200 201 911 00043 000	\$ -	\$ 173.00
		142 E 71200 204 911 00043 000	\$ 675.80	\$ -
		142 E 71200 206 911 00043 000	\$ -	\$ 9.00
		142 E 71200 212 911 00043 000	\$ -	\$ 10.00
		142 E 71200 725 911 00000 000	\$ 5,000.00	\$ -
		142 E 99100 504 911 00000 000	\$ 1,613.45	\$ -
		142 E 71900 000 000 00000 000	\$ -	\$ 10,486.46
		142 E 99100 000 000 00000 000	\$ -	\$ 1,613.45
Adjust Title III Grant Budget		142 E 72130 399 303 00000 000	\$ 6,950.00	\$ -
		142 E 72130 499 303 00000 000	\$ 5,474.02	\$ -
		142 E 72130 499 303 00008 000	\$ 1,458.40	\$ -
		142 E 72130 524 303 00008 000	\$ 236.00	\$ -
		142 E 72210 524 303 00000 000	\$ 5,997.37	\$ -
		142 E 99100 524 303 00000 000	\$ 283.36	\$ -
		142 E 72130 000 000 00000 000	\$ -	\$ 14,118.42
		142 E 72210 000 000 00000 000	\$ -	\$ 5,997.37
		142 E 99100 000 000 00000 000	\$ -	\$ 283.36

Adjust Title I Grant Budget

142 E 71100 116 101 00043 000	\$	0.50	\$	-
142 E 71100 163 101 00015 000	\$	4,255.47	\$	-
142 E 71100 163 101 00030 000	\$	-	\$	0.63
142 E 71100 163 101 00043 000	\$	-	\$	17,649.19
142 E 71100 163 101 00045 000	\$	4,920.54	\$	-
142 E 71100 163 101 00050 000	\$	-	\$	0.38
142 E 71100 189 101 00015 000	\$	5,000.00	\$	-
142 E 71100 189 101 00030 000	\$	11,000.00	\$	-
142 E 71100 189 101 00045 000	\$	9,000.00	\$	-
142 E 71100 189 101 00050 000	\$	3,000.00	\$	-
142 E 71100 201 101 00015 000	\$	-	\$	1,170.47
142 E 71100 201 101 00030 000	\$	0.21	\$	-
142 E 71100 201 101 00043 000	\$	-	\$	1,408.55
142 E 71100 201 101 00045 000	\$	-	\$	0.32
142 E 71100 201 101 00050 000	\$	-	\$	0.18
142 E 71100 204 101 00015 000	\$	-	\$	0.37
142 E 71100 204 101 00043 000	\$	-	\$	993.06
142 E 71100 204 101 00045 000	\$	0.47	\$	-
142 E 71100 206 101 00045 000	\$	-	\$	0.50
142 E 71100 206 101 00043 000	\$	-	\$	65.00
141 E 71100 207 101 00015 000	\$	0.26	\$	-
142 E 71100 207 101 00043 000	\$	-	\$	3,460.52
142 E 71100 207 101 00045 000	\$	-	\$	0.47
142 E 71100 208 101 00015 000	\$	0.30	\$	-
142 E 71100 208 101 00043 000	\$	-	\$	175.76
142 E 71100 208 101 00045 000	\$	-	\$	0.38
142 E 71100 212 101 00015 000	\$	-	\$	274.30
142 E 71100 212 101 00030 000	\$	0.79	\$	-
142 E 71100 212 101 00043 000	\$	-	\$	108.60
142 E 71100 212 101 00045 000	\$	-	\$	0.48
142 E 71100 212 101 00050 000	\$	0.76	\$	-
142 E 71100 217 101 00043 000	\$	-	\$	555.00
142 E 71100 299 101 00015 000	\$	-	\$	0.50
142 E 71100 299 101 00043 000	\$	-	\$	47.53

**Adjust Title I Grant Budget
(Cont)**

142 E 71100 299 101 00045 000	\$	0.62	\$	-
142 E 71100 429 101 00000 000	\$	-	\$	-
142 E 71100 429 101 00015 000	\$	30,000.00	\$	-
142 E 71100 429 101 00030 000	\$	30,000.00	\$	-
142 E 71100 429 101 00043 000	\$	30,000.00	\$	-
142 E 71100 429 101 00045 000	\$	30,000.00	\$	-
142 E 71100 429 101 00050 000	\$	30,000.00	\$	-
142 E 72130 189 101 00000 000	\$	-	\$	38,265.00
142 E 72130 189 101 00045 000	\$	38,264.51	\$	-
142 E 72130 201 101 00000 000	\$	-	\$	2,372.00
142 E 72130 201 101 00045 000	\$	2,372.40	\$	-
142 E 72130 204 101 00000 000	\$	-	\$	2,365.00
142 E 72130 204 101 00045 000	\$	2,364.75	\$	-
142 E 72130 206 101 00000 000	\$	-	\$	126.00
142 E 72130 206 101 00045 000	\$	126.00	\$	-
142 E 72130 207 101 00000 000	\$	-	\$	13,563.00
142 E 72130 207 101 00000 000	\$	13,563.14	\$	-
142 E 72130 208 101 00000 000	\$	-	\$	365.00
142 E 72130 208 101 00045 000	\$	365.30	\$	-
142 E 72130 212 101 00000 000	\$	-	\$	555.00
142 E 72130 212 101 00045 000	\$	554.84	\$	-
142 E 72130 299 101 00000 000	\$	-	\$	109.00
142 E 72130 299 101 00045 000	\$	108.50	\$	-
142 E 72130 499 101 00015 000	\$	2,363.38	\$	-
142 E 72130 499 101 00030 000	\$	2,363.38	\$	-
142 E 72130 499 101 00045 000	\$	2,363.39	\$	-
142 E 72130 499 101 00050 000	\$	2,363.38	\$	-
142 E 72130 499 101 00008 000	\$	237.00	\$	-
142 E 72130 599 101 00000 000	\$	2,000.00	\$	-
142 E 72130 599 101 00000 000	\$	11,339.56	\$	-
142 E 72210 189 101 00045 000	\$	-	\$	46,764.00
142 E 72210 189 101 00000 000	\$	46,763.75	\$	-
142 E 72210 201 101 00045 000	\$	-	\$	2,899.00
142 E 72210 201 101 00000 000	\$	2,899.27	\$	-

	142 E 72210 204 101 00045 000	\$	-	\$	4,064.00
	142 E 72210 204 101 00000 000	\$	4,063.75	\$	-
	142 E 72210 206 101 00000 000	\$	62.50	\$	-
	142 E 72210 206 101 00045 000	\$	-	\$	63.00
	142 E 72210 207 101 00000 000	\$	7,248.43	\$	-
	142 E 72210 207 101 00045 000	\$	-	\$	7,249.00
	142 E 72210 208 101 00045 000	\$	-	\$	183.00
	142 E 72210 208 101 00000 000	\$	182.62	\$	-
	142 E 72210 212 101 00045 000	\$	-	\$	678.00
	142 E 72210 212 101 00000 000	\$	678.26	\$	-
	142 E 72210 299 101 00000 000	\$	54.62	\$	-
Adjust Title I Grant Budget (Cont)	142 E 72210 299 101 00045 000	\$	-	\$	54.00
	142 E 72210 499 101 00008 000	\$	23,439.35	\$	-
	142 E 72210 524 101 00000 000	\$	5,000.00	\$	-
	142 E 72210 524 101 00015 000	\$	10,000.00	\$	-
	142 E 72210 524 101 00030 000	\$	15,000.00	\$	-
	142 E 72210 524 101 00043 000	\$	10,000.00	\$	-
	142 E 72210 524 101 00045 000	\$	10,000.00	\$	-
	142 E 72210 524 101 00050 000	\$	5,000.00	\$	-
	142 E 99100 504 101 00000 000	\$	58,026.25	\$	-
	142 E 71100 000 000 00000 000	\$	-	\$	188,546.22
	142 E 72130 000 000 00000 000	\$	-	\$	23,029.29
	142 E 72210 000 000 00000 000	\$	-	\$	78,438.55
	142 E 99100 000 000 00000 000	\$	-	\$	30,748.00

Establish TN All Corps Grant Budget	142 E 72210 189 938 00000 000	\$	204,000.00	\$	-
	142 E 72210 201 938 00000 000	\$	12,648.00	\$	-
	142 E 72210 204 938 00000 000	\$	21,000.00	\$	-
	142 E 72210 212 938 00000 000	\$	2,940.00	\$	-
	142 E 72210 429 938 00000 000	\$	4,812.00	\$	-
	142 E 72710 399 938 00000 000	\$	50,000.00	\$	-
	142 E 72210 000 000 00000 000	\$	-	\$	245,400.00
	142 E 72710 000 000 00000 000	\$	-	\$	50,000.00

	142 E 72120 399 411 00000 000	\$	40,800.00	\$	-
	142 E 72120 399 411 00008 000	\$	4,904.58	\$	-
	142 E 72120 499 411 00000 000	\$	6,852.83	\$	-
	142 E 72120 524 411 00000 000	\$	25,000.00	\$	-
	142 E 72130 524 411 00000 000	\$	11,406.39	\$	-
	142 E 72130 599 411 00000 000	\$	10,000.00	\$	-
	142 E 72210 499 411 00000 000	\$	4,930.37	\$	-
	142 E 72210 599 411 00000 000	\$	6,000.00	\$	-
	142 E 72250 499 411 00000 000	\$	1,500.00	\$	-
	142 E 72250 524 411 00000 000	\$	5,000.00	\$	-
	142 E 99100 504 411 00000 000	\$	1,476.27	\$	-
	142 E 71100 000 000 00000 000	\$	-	\$	77,557.41
	142 E 72130 000 000 00000 000	\$	-	\$	21,406.39
	142 E 72210 000 000 00000 000	\$	-	\$	10,930.37
	142 E 71900 000 000 00000 000	\$	-	\$	6,500.00
	142 E 99100 000 000 00000 000	\$	-	\$	1,476.27
Adjust Title IV Grant Budget					

	142 E 72210 000 000 00000 000	\$	-	\$	128,739.12
	142 E 72210 189 202 00000 000	\$	-	\$	20,887.00
	142 E 72210 196 202 00000 000	\$	12,000.00	\$	-
	142 E 72210 201 202 00000 000	\$	-	\$	345.00
	142 E 72210 204 202 00000 000	\$	-	\$	488.00
	142 E 72210 206 202 00000 000	\$	-	\$	13.00
	142 E 72210 207 202 00000 000	\$	-	\$	1,597.00
	142 E 72210 208 202 00000 000	\$	-	\$	83.00
	142 E 72210 212 202 00000 000	\$	-	\$	215.00
	142 E 72210 299 202 00000 000	\$	-	\$	19.00
	142 E 72210 399 202 00000 000	\$	105,000.00	\$	-
	142 E 72210 524 202 00000 000	\$	19,475.87	\$	-
	142 E 99100 504 202 00000 000	\$	8,730.00	\$	-
	142 E 72210 399 202 00008 000	\$	2,315.09	\$	-
	142 E 72210 524 202 00008 000	\$	4,865.16	\$	-
Adjust Title IIA Grant Budget					

Adjust ESSER 3.0 Grant Budget

142 E 71100 116 936 00035 000	\$	595,056.20	\$	-
142 E 71100 201 936 00035 000	\$	37,897.50	\$	-
142 E 71100 204 936 00035 000	\$	63,752.00	\$	-
142 E 71100 206 936 00035 000	\$	2,067.00	\$	-
142 E 71100 207 936 00035 000	\$	35,332.00	\$	-
142 E 71100 208 936 00035 000	\$	5,993.50	\$	-
142 E 71100 212 936 00035 000	\$	8,863.00	\$	-
142 E 71100 299 936 00035 000	\$	1,771.00	\$	-
142 E 71100 449 936 00000 000	\$	250,000.00	\$	-
142 E 71100 471 936 00000 000	\$	350,000.00	\$	-
142 E 71100 722 936 00000 000	\$	150,000.00	\$	-
142 E 71200 163 936 00025 000	\$	10,931.00	\$	-
142 E 71200 163 936 00036 000	\$	10,931.00	\$	-
142 E 71200 201 936 00025 000	\$	724.50	\$	-
142 E 71200 201 936 00036 000	\$	724.50	\$	-
142 E 71200 204 936 00025 000	\$	1,051.00	\$	-
142 E 71200 204 936 00036 000	\$	1,051.00	\$	-
142 E 71200 206 936 00025 000	\$	64.00	\$	-
142 E 71200 206 936 00036 000	\$	64.00	\$	-
142 E 71200 207 936 00036 000	\$	3,227.00	\$	-
142 E 71200 208 936 00025 000	\$	185.00	\$	-
142 E 71200 208 936 00036 000	\$	185.00	\$	-
142 E 71200 212 936 00025 000	\$	152.00	\$	-
142 E 71200 212 936 00036 000	\$	152.00	\$	-
142 E 71200 217 936 00025 000	\$	-	\$	287.00
142 E 71200 299 936 00025 000	\$	53.50	\$	-
142 E 71200 299 936 00036 000	\$	53.50	\$	-
142 E 72130 790 936 00000 000	\$	296,115.40	\$	-
142 E 72210 189 936 00030 000	\$	13.00	\$	-
142 E 72210 189 936 00045 000	\$	13.00	\$	-
142 E 72210 189 936 00000 000	\$	16,873.50	\$	-
142 E 72210 201 936 00000 000	\$	1,048.17	\$	-
142 E 72210 204 936 00000 000	\$	902.22	\$	-
142 E 72210 206 936 00000 000	\$	-	\$	31.60

	142 E 72210 207 936 00000 000	\$	-	\$	1,263.13
	142 E 72210 208 936 00000 000	\$	-	\$	88.73
	142 E 72210 212 936 00000 000	\$	245.81	\$	-
	142 E 72210 299 936 00000 000	\$	-	\$	22.85
	142 E 72210 524 936 00000 000	\$	180,000.00	\$	-
	142 E 72210 312 936 00000 000	\$	300,000.00	\$	-
	142 E 76100 707 936 00000 000	\$	148,000.00	\$	-
	142 E 99100 504 936 00000 000	\$	160,000.00	\$	-
Adjust ESSER 3.0 Grant Budget (Cont.)	142 E 99100 000 000 00000 000	\$	-	\$	2,424.68
	142 E 72230 000 000 00000 000	\$	-	\$	5,000.00
	142 E 72250 000 000 00000 000	\$	-	\$	2,000.00
	142 E 73300 000 000 00000 000	\$	-	\$	79,200.04
	142 E 72130 000 000 00000 000	\$	-	\$	162,993.49
	142 E 72210 000 000 00000 000	\$	-	\$	206,720.59
	142 E 72710 000 000 00000 000	\$	-	\$	250,000.00
	142 E 71100 000 000 00000 000			\$	1,503,896.37
	142 E 71900 000 000 00000 000	\$	-	\$	419,563.82

	142 E 72120 131 941 00000 000	\$	55,000.00	\$	-
	142 E 72120 201 941 00000 000	\$	3,410.00	\$	-
	142 E 72120 204 941 00000 000	\$	4,400.00	\$	-
	142 E 72120 206 941 00000 000	\$	126.00	\$	-
	142 E 72120 207 941 00000 000	\$	8,860.00	\$	-
	142 E 72120 208 941 00000 000	\$	365.30	\$	-
	142 E 72120 212 941 00000 000	\$	798.00	\$	-
	142 E 72120 299 941 00000 000	\$	108.50	\$	-
	142 E 72120 413 941 00000 000	\$	105,494.97	\$	-
	142 E 72120 735 941 00000 000	\$	10,000.00	\$	-
	142 E 72120 000 000 00000 000	\$	-	\$	15,000.00
	142 E 71900 000 000 00000 000	\$	-	\$	173,562.77

	142 E 76100 707 935 00000 000	\$	115,619.00	\$	-
Establish ESSER 2.0 Grant Budget	142 E 76100 707 941 00000 000	\$	-	\$	60,000.00
	142 E 99100 000 000 00000 000	\$	-	\$	55,619.00

	142 E 73300 104 031 00043 000	\$	-	\$	0.45
	142 E 73300 119 031 00043 000	\$	0.39	\$	-
	142 E 73300 161 031 00043 000	\$	-	\$	7,938.26
	142 E 73300 163 031 00043 000	\$	19,444.43	\$	-
	142 E 73300 189 031 00043 000	\$	7,937.82	\$	-
	142 E 73300 201 031 00043 000	\$	2,994.00	\$	-
	142 E 73300 204 031 00043 000	\$	2,324.74	\$	-
	142 E 73300 206 031 00043 000	\$	-	\$	5.92
	142 E 73300 207 031 00043 000	\$	3,622.06	\$	-
	142 E 73300 208 031 00043 000	\$	-	\$	1.49
	142 E 73300 212 031 00043 000	\$	700.00	\$	-
	142 E 73300 217 031 00043 000	\$	-	\$	2,337.00
	142 E 73300 299 031 00043 000	\$	2.68	\$	-
	142 E 73300 348 031 00043 000	\$	500.00	\$	-
	142 E 73300 355 031 00043 000	\$	600.00	\$	-
	142 E 73300 399 031 00043 000	\$	24,907.00	\$	-
	142 E 73300 429 031 00043 000	\$	15,204.00	\$	-
	142 E 73300 499 031 00043 000	\$	4,987.00	\$	-
	142 E 73300 524 031 00043 000	\$	13,100.00	\$	-
	142 E 73300 000 000 00000 000	\$	-	\$	86,041.00
Adjust Head Start Budget					

	142 E 71100 722 930 00000 000	\$	42,650.00	\$	-
	142 E 72130 790 930 00000 000	\$	128,740.00	\$	-
	142 E 72130 000 000 00000 000	\$	-	\$	171,390.00
Establish Best for All Grant Budget					

	142 E 73300 399 030 00043 000	\$	4,083.00	\$	-
	142 E 73300 524 030 00043 000	\$	4,763.00	\$	-
	142 E 73300 000 000 00000 000	\$	-	\$	8,846.00
Additional Head Start Allocation Budget					

	142 E 73100 499 802 00000 000	\$	2,500.00	\$	-
	142 E 71300 730 802 00000 000	\$	47,500.00	\$	-
	142 E 71300 000 000 00000 000	\$	-	\$	50,000.00
Establish CTE Carl Perkins Reserve Budget					

Establish ESSER Planning Grant Budget	142 E 72210 399 937 00000 000	\$	71,845.00	\$	-
	142 E 72210 000 000 00000 000	\$	-	\$	71,845.00

Adjust IDEA B Budget	142 E 71200 116 901 00000 000	\$	54,433.37	\$	-
	142 E 71200 163 901 00000 000	\$	84,660.80	\$	-
	142 E 71200 171 901 00000 000	\$	7,145.00	\$	-
	142 E 71200 188 901 00000 000	\$	30,000.00	\$	-
	142 E 71200 201 901 00000 000	\$	6,830.06	\$	-
	142 E 71200 204 901 00000 000	\$	21,590.27	\$	-
	142 E 71200 206 901 00000 000	\$	-	\$	1,606.00
	142 E 71200 207 901 00000 000	\$	35,063.00	\$	-
	142 E 71200 208 901 00015 000	\$	-	\$	282.00
	142 E 71200 212 901 00000 000	\$	83.81	\$	-
	142 E 71200 217 901 00015 000	\$	-	\$	323.00
	142 E 71200 217 901 00040 000	\$	-	\$	323.00
	142 E 71200 299 901 00015 000	\$	-	\$	16.50
	142 E 71200 725 901 00000 000	\$	10,000.00	\$	-
	142 E 72220 131 901 00000 000	\$	-	\$	71,164.13
	142 E 72220 201 901 00000 000	\$	-	\$	1,406.10
	142 E 72220 204 901 00000 000	\$	622.59	\$	-
	142 E 72220 206 901 00000 000	\$	-	\$	126.00
	142 E 72220 207 901 00000 000	\$	-	\$	17,018.31
	142 E 72220 208 901 00000 000	\$	-	\$	749.60
	142 E 72220 212 901 00000 000	\$	-	\$	806.78
	142 E 72220 299 901 00000 000	\$	309.90	\$	-
	142 E 72220 312 901 00000 000	\$	50,000.00	\$	-
	142 E 72220 499 901 00000 000	\$	4,000.00	\$	-
	142 E 72220 524 901 00000 000	\$	42,698.91	\$	-
	142 E 72220 790 901 00000 000	\$	12,000.00	\$	-
	142 E 99100 504 901 00000 000	\$	73,427.76	\$	-
	142 E 71900 000 000 00000 000	\$	-	\$	339,044.05

Establish Literacy Training Teacher Stipend Grant Budget	142 E 71100 189 953 00000 000	\$	30,000.00	\$	-
	142 E 71100 000 000 00000 000	\$	-	\$	30,000.00

	142 E 72120 399 701 00000 000	\$	5,800.00	\$	-
	142 E 72130 307 701 00000 000	\$	8,500.00	\$	-
	142 E 72130 399 701 00000 000	\$	17,430.00	\$	-
Adjust ARP Homeless Budget	142 E 72210 105 701 00000 000	\$	2,027.00	\$	-
	142 E 72710 399 701 00000 000	\$	12,428.66	\$	-
	142 E 72710 499 701 00000 000	\$	3,000.00	\$	-
	142 E 71900 000 000 00000 000	\$	-	\$	49,185.66

Establish Fiscal Pre-Monitoring Supports	142 E 72510 399 978 00000 000	\$	46,200.00	\$	-
Grant Budget	142 E 71900 000 000 00000 000	\$	-	\$	46,200.00

	142 E 71300 116 951 00035 000	\$	639.00	\$	-
	142 E 71300 163 951 00035 000	\$	21,000.00	\$	-
	142 E 71300 201 951 00035 000	\$	1,642.00	\$	-
	142 E 71300 204 951 00035 000	\$	-	\$	667.00
	142 E 71300 208 951 00035 000	\$	367.00	\$	-
	142 E 71300 212 951 00035 000	\$	1,264.00	\$	-
	142 E 71300 299 951 00035 000	\$	111.00	\$	-
	142 E 71300 399 951 00000 000	\$	10,000.00	\$	-
Establish Innovative High Schools Grant	142 E 71300 429 951 00000 000	\$	90,000.00	\$	-
Budget	142 E 71300 429 951 00000 090	\$	40,000.00	\$	-
	142 E 71300 499 951 00035 000	\$	8,000.00	\$	-
	142 E 71300 730 951 00000 000	\$	190,293.04	\$	-
	142 E 72130 355 951 00000 000	\$	6,000.00	\$	-
	142 E 72130 524 951 00000 000	\$	8,000.00	\$	-
	142 E 99100 504 951 00000 000	\$	3,000.00	\$	-
	142 E 71300 000 000 00000 000	\$	-	\$	150,000.00
	142 E 72130 000 000 00000 000	\$	-	\$	14,000.00
	142 E 71900 000 000 00000 000	\$	-	\$	215,649.04

Establish Math Implementation Grant Budget	142 E 72210 399 979 00000 000	\$	71,250.00	\$	-
	142 E 71900 000 000 00000 000	\$	-	\$	71,250.00

	142 E 73300 189 036 00043 000	\$	-	\$	51,539.00
	142 E 73300 201 036 00043 000	\$	-	\$	3,196.00
	142 E 73300 204 036 00043 000	\$	-	\$	3,460.00
	142 E 73300 206 036 00043 000	\$	-	\$	0.50
Establish ARP Head Start Grant Budget	142 E 73300 207 036 00043 000	\$	920.00	\$	-
	142 E 73300 212 036 00043 000	\$	-	\$	748.00
	142 E 73300 399 036 00043 000	\$	25,000.00	\$	-
	142 E 73300 429 036 00043 000	\$	8,936.46	\$	-
	142 E 73300 000 000 00000 000	\$	24,087.04	\$	-

	142 E 72130 399 942 00000 000	\$	84,000.00	\$	-
	142 E 72130 790 942 00000 000	\$	9,062.41	\$	-
Establish Resilient School Communities Grant Budget	142 E 72210 369 942 00000 000	\$	15,000.00	\$	-
	142 E 72210 524 942 00000 000	\$	55,000.00	\$	-
	142 E 72130 000 000 00000 000	\$	-	\$	93,062.41
	142 E 72210 000 000 00000 000	\$	-	\$	70,000.00

	142 E 71200 116 905 00000 000	\$	-	\$	26,699.00
	142 E 71200 163 905 00015 000	\$	-	\$	7,141.00
	142 E 71200 201 905 00000 000	\$	-	\$	102.12
	142 E 71200 204 905 00050 000	\$	963.95	\$	-
	142 E 71200 206 905 00000 000	\$	1,342.00	\$	-
	142 E 71300 206 905 00050 000	\$	1,248.00	\$	-
Adjust ARP IDEA Grant Budget	142 E 71200 207 905 00000 000	\$	19,540.00	\$	-
	142 E 71200 208 905 00000 000	\$	-	\$	253.29
	142 E 71200 212 905 00000 000	\$	6,009.50	\$	-
	142 E 71200 217 905 00050 000	\$	-	\$	229.00
	142 E 71200 299 905 00000 000	\$	53.00	\$	-
	142 E 99100 504 905 00000 000	\$	11,450.00	\$	-
	142 E 72220 524 905 00000 000	\$	34,753.40	\$	-
	142 E 71900 000 000 00000 000	\$	-	\$	40,935.44

	142 E 73300 105 431 00015 000	\$	10,000.00	\$	-
	142 E 73300 105 431 00045 000	\$	17,550.00	\$	-
	142 E 73300 116 431 00015 000	\$	31,120.00	\$	-
	142 E 73300 116 431 00045 000	\$	6,610.00	\$	-
	142 E 73300 169 431 00015 000	\$	3,005.00	\$	-
	142 E 73300 169 431 00045 000	\$	1,000.00	\$	-
	142 E 73300 189 431 00015 000	\$	11,800.00	\$	-
	142 E 73300 189 431 00045 000	\$	31,170.00	\$	-
	142 E 73300 201 431 00015 000	\$	3,301.85	\$	-
	142 E 73300 201 431 00045 000	\$	3,541.76	\$	-
	142 E 73300 204 431 00015 000	\$	5,403.05	\$	-
Establish 21st CCLC Grant Budget	142 E 73300 204 431 00045 000	\$	4,132.19	\$	-
	142 E 73300 212 431 00015 000	\$	772.10	\$	-
	142 E 73300 212 431 00045 000	\$	828.21	\$	-
	142 E 73300 399 431 00015 000	\$	1,400.00	\$	-
	142 E 73300 399 431 00045 000	\$	1,253.00	\$	-
	142 E 73300 429 431 00015 000	\$	1,145.38	\$	-
	142 E 73300 429 431 00045 000	\$	1,472.08	\$	-
	142 E 73300 599 431 00015 000	\$	425.00	\$	-
	142 E 73300 599 431 00045 000	\$	375.00	\$	-
	142 E 99100 504 431 00015 000	\$	4,798.62	\$	-
	142 E 99100 504 431 00045 000	\$	4,690.55	\$	-
	142 E 71900 000 000 00000 000	\$	-	\$	145,793.79

	142 E 73300 189 058 00000 000	\$	2,500.00	\$	-
	142 E 73300 201 058 00000 000	\$	53.84	\$	-
	142 E 73300 204 058 00000 000	\$	89.45	\$	-
	142 E 73300 212 058 00000 000	\$	12.59	\$	-
	142 E 73300 399 058 00000 000	\$	79,934.50	\$	-
	142 E 73300 429 058 00000 000	\$	5,483.85	\$	-
	142 E 99100 504 058 00000 000	\$	6,780.48	\$	-
	142 E 73300 524 058 00000 000	\$	2,000.00	\$	-
	142 E 73300 790 058 00000 000	\$	3,395.29	\$	-
Establish CRESO Grant Budget	142 E 71900 000 000 00000 000	\$	-	\$	100,250.00


Establish PreK Head Start Covid Grant Budget	142 E 73300 429 035 00043 000	\$	945.38	\$	-
	142 E 71900 000 000 00000 000	\$	-	\$	945.38
Adjustment for Carl Perkins Professional Development	142 E 71300 499 801 00000 000	\$	-	\$	1,000.00
	142 E 71300 730 801 00000 000	\$	-	\$	1,000.00
	142 E 72130 524 801 00000 000	\$	2,000.00	\$	-
Adjust IDEA Grant Budget	142 E 71200 206 901 00000 000	\$	1,937.00	\$	-
	142 E 72220 299 901 00000 000	\$	-	\$	436.00
	142 E 71900 000 000 00000 000	\$	-	\$	1,501.00
Adjust Innovative High Schools Grant to Match ePlan	142 E 71300 163 951 00035 000	\$	-	\$	1,907.15
	142 E 71300 429 951 00000 000	\$	-	\$	60,000.00
	142 E 71300 429 951 00000 000	\$	-	\$	24,688.82
	142 E 71300 204 951 00035 000	\$	667.02	\$	-
	142 E 71300 206 951 00035 000	\$	12.60	\$	-
	142 E 71300 730 951 00000 000	\$	78,023.15	\$	-
	142 E 99100 504 951 00000 000	\$	7,893.20	\$	-
Adjust Title III Grant to Match ePlan	142 E 72130 499 303 00000 000	\$	2,000.00	\$	-
	142 E 72210 499 303 00000 000	\$	2,500.00	\$	-
	142 E 72210 524 303 00000 000	\$	-	\$	4,500.00
Adjust Title IV Grant to Match ePlan	142 E 72120 499 411 00000 000	\$	6,750.00	\$	-
	142 E 72250 499 411 00000 000	\$	11,765.70	\$	-
	142 E 72250 524 411 00000 000	\$	2,000.00	\$	-
	142 E 72120 524 411 00000 000	\$	-	\$	20,515.70
Adjust Title IV Grant to Match ePlan	142 E 72130 524 411 00000 000	\$	-	\$	4,184.08
	142 E 72120 399 411 00000 000	\$	4,184.08	\$	-

	142 E 71200 163 912 00043 000	\$	-	\$	3,915.61
	142 E 71200 201 912 00043 000	\$	875.00	\$	-
	142 E 71200 204 912 00043 000	\$	269.00	\$	-
	142 E 71200 206 912 00043 000	\$	-	\$	95.00
Establish ARP IDEA PreK Grant	142 E 71200 207 912 00043 000	\$	-	\$	10,269.00
	142 E 71200 208 912 00043 000	\$	-	\$	266.00
	142 E 71200 212 912 00043 000	\$	636.00	\$	-
	142 E 99100 504 912 00000 000	\$	850.00	\$	-
	142 E 71900 000 000 00000 000	\$	11,992.61	\$	-
	142 E 71200 299 912 00043 000	\$	-	\$	77.00

TOTAL		\$	8,274,969.46	\$	8,274,969.46
--------------	--	----	---------------------	----	---------------------

Fund 145 Budget Transfers

Fund 145 REVENUES	Account Code	Decrease	Increase
Adjust FRC Grant Budget to Actual Grant Amount (from 141 Contingency)	145 R 46590 000 048 00000 000	\$ -	\$ 0.65
Establish Safe Schools Grant Budget (from 141 Contingency)	145 R 46590 000 047 00000 000	\$ -	\$ 5,540.00
Fund 145 EXPENDITURES	Account Code	Increase	Decrease
Adjust FRC Grant Budget to Actual Grant Amount (from 141 Contingency)	145 E 73300 189 048 00000 000	\$ 0.65	\$ -
Establish FRC Grant Budget	145 E 73300 189 048 00000 000	\$ 85,342.00	\$ -
	145 E 72130 189 048 00000 000	\$ -	\$ 85,342.00
	145 E 73300 348 048 00000 000	\$ 500.00	\$ -
	145 E 72130 348 048 00000 000	\$ -	\$ 500.00
	145 E 73300 355 048 00000 000	\$ 2,000.00	\$ -
	145 E 72130 355 048 00000 000	\$ -	\$ 2,000.00
	145 E 73300 499 048 00000 000	\$ 3,093.00	\$ -
	145 E 72130 499 048 00000 000	\$ -	\$ 3,093.00
Establish Safe Schools Grant Budget (from 141 Contingency)	145 E 72620 701 047 00000 000	\$ 6,540.00	\$ -
	145 E 72210 524 047 00000 000	\$ -	\$ 1,000.00
TOTAL		\$ 97,475.65	\$ 97,475.65



Oak Ridge

SCHOOLS

Maintenance and Operations

DATE: December 16, 2022

TO: Bruce Lay, Executive Director of Leadership

FROM: Allen Thacker, Supervisor of Maintenance and Operations

SUBJECT: Robertsville Middle School Library Carpeting

Mr. Lay,

I am recommending that the Oak Ridge Schools Board of Education approve the contract with Bonitz Flooring LLC. Of Knoxville TN in the amount of \$24,749.06 for purchase and installation of new carpeting for Robertsville Middle School Library. The existing flooring is over 15 years old and needs to be replaced in conjunction with the library shelving replacement project. Both will be completed over spring break.

Funding for this purchase is from Regular Capital Outlay – Building Improvements 76100 707 and is part of the mid-year spending allocation.

Thank you,

Allen Thacker

Supervisor of Maintenance and Operations.

Maintenance Office

100 Woodbury, Oak Ridge, TN 37830

(865) 425-3171

www.ortn.edu



5915 Middleview Way
Knoxville, TN 37909
m:865-466-9563
o:865-588-3630
www.Bonitz.com

October 7, 2022

Oak Ridge Schools
304 New York Ave.
Oak Ridge, TN 37830

Attn: Kim Farmer,

Re: Replace Carpet in Robertsville Middle School Library with Kinetex Flooring
Reference: NCPA RQN Proposal#: 2022-6887749323

Please review the price below which includes furnishing and installing material as follows:

- Remove existing Carpet, Adhesives, and Wall Base
- Move Furniture & Shelving
- Floor Prep Floor prep not to exceed 4 bags
- Installation of Kinetex Adhesive and Textile Composite Flooring
- Installation of Wall Base
- Daily clean-up and disposal of rubbish

Demo / Installation of Flooring and Base	\$ 23,949.06
Removal of Existing Carpet (can be excluded if existing carpet is removed by customer)	\$ <u>800.00</u>
Total Investment:	\$ 24,749.06


Proposal Notes:

- All work figured as normal working hours
- Includes Furniture Moving; Bookshelves must be empty prior to renovation
- Includes materials, freight, and installation
- Excludes any floor leveling or excessive floor prep
- Excludes Moisture Remediation or High Moisture Adhesives
- Customer has option to remove and dispose of existing carpet
- Customer to unplug all electrical cords prior to renovation
- Pricing valid for 30 days

Sincerely,

Brent Tippett

Project Consultant
Bonitz, Inc.
m:865-466-9563



Oak Ridge

SCHOOLS

Maintenance and Operations

DATE: January 5, 2023

TO: Bruce Lay, Executive Director of Leadership

FROM: Allen Thacker, Supervisor of Maintenance and Operations

SUBJECT: Replacement Fleet Work Truck

Mr. Lay,

I am recommending that the Oak Ridge Schools Board of Education approve the purchase of a replacement fleet truck with service bed from National Auto Fleet Group for the amount of \$64,517.08. This will maintain a schedule of at least one service vehicle replacement per year.

Purchase is based on the Sourcewell Contract 091521-NAF and is funded from 72620-718 Motor Vehicles.

Thank you,

Allen Thacker

Supervisor of Maintenance and Operations.

Maintenance Office

100 Woodbury, Oak Ridge, TN 37830

(865) 425-3171

www.ortn.edu



National Auto Fleet Group

A Division of Chevrolet of Watsonville
 490 Auto Center Drive, Watsonville, CA 95076
 (855) 289-6572 • (831) 480-8497 Fax
 Fleet@NationalAutoFleetGroup.com

12/21/2022
 1/4/2023 Re-Configured

Quote ID: 22788 R1

Order Cut Off Date: TBA

Ms Mary Ann Riley
 Oak Ridge Schools
 304 New York Ave
 Oak Ridge, Tennessee, 37830

Dear Mary Ann Riley,

National Auto Fleet Group is pleased to quote the following vehicle(s) for your consideration.

One (1) New/Unused (2023 Ford Super Duty F-350 SRW (X3B) XL 4WD SuperCab 8' Box 164" WB, Reading Truck Quote #RLD0024 + Handling \$1100.00) and delivered to your specified location, each for

	One Unit (MSRP)	One Unit	Total % Savings	Total Savings
Contract Price	\$53,430.00	\$51,473.08	3.663 %	\$1,956.92
Reading Truck Quote #RLD0024	\$13,044.00	\$13,044.00		
+ Handling \$1100.00				
Tax (0.0000 %)		\$0.00		
Tire fee		\$0.00		
Total		\$64,517.08		

- per the attached specifications.

This vehicle(s) is available under the **Sourcewell Contract 091521-NAF** . Please reference this Contract number on all purchase orders to National Auto Fleet Group. Payment terms are Net 20 days after receipt of vehicle.

Thank you in advance for your consideration. Should you have any questions, please do not hesitate to call.

Sincerely,

Jesse Cooper
 Account Manager
 Email: Fleet@NationalAutoFleetGroup.com
 Office: (855) 289-6572
 Fax: (831) 480-8497

Quoting Department
 Account Manager
 Fleet@NationalAutoFleetGroup.com
 (855) 289-6572



GMC

Purchase Order Instructions & Resources

In order to finalize your purchase please submit this purchase packet to your governing body for a purchase order approval and submit your purchase order in the following way:

Email: Fleet@NationalAutoFleetGroup.com

Fax: (831) 480-8497

Mail: National Auto Fleet Group

490 Auto Center Drive

Watsonville, CA 95076

We will send a courtesy confirmation for your order and a W-9 if needed.

Additional Resources

Learn how to track your vehicle: www.NAFGETA.com

Use the upfitter of your choice: www.NAFGpartner.com

Vehicle Status: ETA@NationalAutoFleetGroup.com

General Inquiries: Fleet@NationalAutoFleetGroup.com

For general questions or assistance please contact our main office at:

1-855-289-6572



SAM TOZOUR
 STozour@readingtruck.com
 445-444-5211

QUOTATION ID: **RLD00249**
 DATE: **1/3/2023**
 Page 1 of 6

Bill To: **NATIONAL AUTO FLEET GROUP**

Description: **98 CLASSIC II ASW**

End User: **OAK RIDGE SCHOOLS**

Customer #: **81763**
 490 AUTO CENTER DRIVE
 WATSONVILLE, CA 95076

Ship To: **OAK RIDGE SCHOOLS**
 304 NEW YORK AVE.
 OAK RIDGE, TN 37830

Total Units: 1
Quote valid until: 3/4/2023
Entered By: RICK DANIELS
Upfit Branch: NASHVILLE, TN
Lead Time: TBD
Customer PO:
Chassis Location: CUSTOMER SUPPLIED
Dealer Code:

Contact: **NEIL CARROL**
 Phone: **855-289-6572**
 Fax: **562-684-0642**
 Email:
 Terms: **N30**

Contact:
 Phone:

RFQ/Spec#: **RFQ005354**

Ship Via: **DELIVER - LOCAL**

CUSTOMER SUPPLIED CHASSIS: ANY MODIFICATION(S) REQUIRED DUE TO UNSPECIFIED EQUIPMENT, OPTIONS OR CONFIGURATIONS ORDERED FROM THE OEM AND NOT PROVIDED TO RTE AT THE TIME OF ORDER WILL BE THE FINANCIAL RESPONSIBILITY OF THE CUSTOMER AND MAY RESULT IN INCREASED LEAD TIME.

Make: FORD	Vehicle Code: X3B-F350-70	CA: 56.0	Engine Type: GAS
Model: F-350	Cab Type: EXTENDED	WB: 164.0	Engine Model:
Year: 2023	Single/Dual RW: SRW	Drive: 4X4	Fuel Tanks:
GVWR: 11200	Paint Code/Color:	Desc:	Bed Length:
VIN:		FO:	

ITEM	QUANT/UOM	DESCRIPTION	PRICE EACH	AMOUNT
1	1 EA	FURNISH AND INSTALL	\$11,944.00	\$11,944.00
2	1 EA	DUE TO SUPPLY CHAIN VOLATILITY, READING RESERVES THE RIGHT TO ADJUST PRICING TO COVER SUPPLIER INCREASES & COMMODITY SURCHARGES THAT MAY OCCUR AFER THE RECEIPT OF A PURCHASE ORDER & BEFORE FINAL DELIVERY. IF THE VEHICLE INCLUDED IN THE QUOTE IS NOT ON GROUND/AVAILABLE ON RECEIPT OF AN ORDER, A REQUOTE MAY BE REQUIRED WHEN THE VEHICLE IS ASSIGNED A BUILD DATE.		
3	1 EA	QUOTE BASED ON THE REMOVAL OF A 2023 FORD PICKUP BED. NOTE THE FOLLOWING: PICKUP BOX/TAILGATE REMOVAL LIMITED TO XL & XLT TRIM SERIES WITHOUT 360 CAMERA AND/OR ADVANCED DRIVER ASSISTANCE SYSTEM (ADAS). XL - BED REMOVAL COMPATIBLE WITH: (96D) DRIVER ASSIST PKG XL - NOT COMPATIBLE WITH (17S) - STX APPEARACE PKG. (872) - 360 CAMERA. (52T) - TOW TECHNOLOGY PKG. XLT - NOT COMPATIBLE WITH: 17P - XLT PREMIUM PACKAGE. 17K - SPORT APPERANCE PACKAGE. 874 - 360 DEGREE CAMERA. 52T - TOW TECHNOLOGY PACKAGE. ADAS - ADVANCED DRIVE ASSISTANCE SYSTEM.		
4	1 EA	READING TO REMOVE PICKUP BED AND BUMPER.		



SAM TOZOUR
 STozour@readingtruck.com
 445-444-5211

QUOTATION ID: RLD00249

DATE: 1/3/2023

Page 2 of 6

ITEM	QUANT/UOM	DESCRIPTION	PRICE EACH	AMOUNT
		CUSTOMER WILL BE NOTIFIED IF THE REMOVAL OF THE PICKUP BED CREATES ANY ISSUES WITH THE NEW BODY INSTALL THAT RESULT IN ADDITIONAL COST.		
5	1 EA	AFTER THE BED IS REMOVED, BEFORE FINAL DELIVERY, THE COMPLETED VEHICLE WILL BE TRANSPORTED TO A LOCAL DEALER TO HAVE THE BCM (BODY CONTROL MODULE) RECONFIGURED.		
6	1 EA	READING CLS098ASW, 8' CLASSIC II SW. ALL STEEL SERVICE BODY. 98" L X 77 1/2" W X 40" H, W/48 1/2" W FLOOR. "A" COMPARTMENT LAYOUT- R/S & C/S PATENTED HIDDEN HINGES STAINLESS STEEL ROTARY PADDLE LATCHES. (2) ADJ SHELVES, EACH FRONT VERT COMPT, (1) ADJ SHELF EACH HORZ & EACH REAR VERT. 20 DIVIDERS. NITROGEN STRUT DOOR HOLDERS. TREADPLATE FLOOR, SLAM ACTION TAILGATE. 5" UNDERSTRUCTURE. LED COMBO REAR LIGHTS ONE (1) FUEL FILL - R/S FRONT. E COAT IMMERSION PRIMER, PC WHITE FINISH. 6 YEAR LIMITED WARRANTY.		
7	1 EA	QUOTE INCLUDES STEEL SURCHARGE. (\$285.00)		
8	1 EA	MOUNT KIT - 82/98 BODY.		
9	1 EA	VEHICLE EQUIPPED WITH 2 1/2" OEM RECEIVER HITCH.		
10	1 EA	HOPPY #40959, 7/4 WAY TRAILER RECEPTACLE.		
11	1 EA	RECESSED POOCHED BUMPER - PC WHITE.		
12	1 EA	BUYP #BA0972 - LOW FREQUENCY BACK-UP ALARM - 97dB.		
13	1 EA	RELOCATE OEM PROVIDED BACK UP CAMERA. TEST TO FMVSS111 REQUIREMENTS.		
14	1 EA	READING REMOVABLE TWO BOW OVERHEAD LADDER RACK, WITH LADDER GUIDES, PC WHITE FINISH.		
15	1 EA	ONE (1) PAIR 10" X 14" PLAINBLACK MUDFLAPS. STATE AND LOCAL REGULATIONS VARY REGARDING THE USE OF MUD FLAPS ON SINGLE WHEEL VEHICLES. PLEASE CHECK REGULATIONS AND INCLUDE WHEN NECESSARY.		
16	1 EA	PRE-DELIVERY INSPECTION - FOR COMPLETED FORD UNIT.		
17	1 EA	GENERATE CERTIFICATION/ALTERATION LABEL AND/OR COMPLETE THE MSO WHEN APPLICABLE.		
18	1 EA	GENERATE A WEIGHT SLIP FOR COMPLETED UNIT.		
19	1 EA	ALL REQUIRED DOCUMENTATION FOR THE FINISHED UNIT IS TO BE SHIPPED TO CUSTOMER VIA SECOND DAY AIR. (ADDRESS, CONTACT NAME & PHONE NUMBER REQUIRED)		
20	1 EA	A DELIVERY CHARGE IS NOT INCLUDED IN THIS QUOTE. THE CHARGE IS TO BE DETERMINED PRIOR TO DEIVERY, BASED ON THE FINAL DESTINATION, METHOD OF		



SAM TOZOUR
 STozour@readingtruck.com
 445-444-5211

QUOTATION ID: RLD00249

DATE: 1/3/2023

Page 3 of 6

ITEM	QUANT/UOM	DESCRIPTION	PRICE EACH	AMOUNT
		DELIVERY & CURRENT RATES. THE DELIVERY CHARGE WILL BE ADDED TO THE ORDER PRIOR TO INVOICING. A FUEL SURCHARGE WILL BE INCLUDED. THE FOLLOWING INFO IS REQUIRED: DESTINATION NAME, SHIPPING ADDRESS, CONTACT NAME & PHONE NUMBER.		

Quote Total does not include any applicable taxes or transportation charges unless specifically noted herein:

Quote Total:	\$11,944.00
Sales Tax:	\$0.00
Total Due:	\$11,944.00

The following items are optional:

Be sure to check the options desired when signing the quotation to include them with the order.

ITEM	QUANT/UOM	DESCRIPTION	PRICE EACH	AMOUNT	Add to Order
21	1 EA	INCLUDE SPRING MOUNTING KIT.	\$167.00	\$167.00	<input type="checkbox"/>
22	1 EA	XANTREX FREEDOM X, 2000 W PURE SINE WAVE INVERTER. 14.6" L X 3.9" H X 12" W. 12V DC INPUT, 120V AC OUTPUT. INSTALLED C/S FRONT VERT COMPARTMENT, TOP SHELF. (ANY OTHER LOCATION MAY INCLUDE AN INCREASE IN COST.)	\$1,176.00	\$1,176.00	<input type="checkbox"/>
23	1 EA	AUXILIARY BATTERY - ONE (1) GROUP 31 DEEP CYCLE MARINE BATTERY, BATTERY BOX, BATTERY ISOLATOR/SEPARATOR & VENT ASSEMBLY. REQUIRED WITH 2000 WATT INVERTER.	\$792.00	\$792.00	<input type="checkbox"/>
24	1 EA	REMOTE ON/OFF FUNCTION VIA OEM DASH MOUNT UPFITTER SWITCH. REQUIRED WITH 2000 WATT INVERTER.	\$4.00	\$4.00	<input type="checkbox"/>
25	1 EA	INSTALL 110V RECEPTACLE, INCLUDING GFI RECEPTACLE BOX W/WATER PROOF COVER AND GFI RECEPTACLE. 20A - 120V P&S. INSTALL ON C/S REAR BODY PANEL, UNLESS OTHERWISE NOTED. (REQUIRES EXTERNAL POWER SUPPLY) OPTION FOR 2000 WATT INVERTER.	\$338.00	\$338.00	<input type="checkbox"/>
26	1 EA	XANTREX FREEDOM X, 3000 W PURE SINE WAVE INVERTER. 15.4" L X 4.0" H X 12" W. 12V DC INPUT, 120V AC OUTPUT. INSTALLED C/S FRONT VERT COMPARTMENT, TOP SHELF. (ANY OTHER LOCATION MAY INCLUDE AN INCREASE IN COST.)	\$1,648.00	\$1,648.00	<input type="checkbox"/>
27	1 EA	DUAL AUXILIARY BATTERIES - TWO (2) GROUP 31 DEEP CYCLE MARINE BATTERIES, BATTERY BOXES, BATTERY ISOLATOR, SEPARATOR & DUAL VENT ASSEMBLY. REQUIRED WITH 3000 WATT INVERTER.	\$1,116.00	\$1,116.00	<input type="checkbox"/>



SAM TOZOUR
STozour@readingtruck.com
445-444-5211

QUOTATION ID: RLD00249
DATE: 1/3/2023
Page 4 of 6

ITEM	QUANT/UOM	DESCRIPTION	PRICE EACH	AMOUNT	Add to Order
28	1 EA	REMOTE ON/OFF FUNCTION VIA OEM DASH MOUNT UPFITTER SWITCH. REQUIRED WITH 3000 WATT INVERTER.	\$4.00	\$4.00	<input type="checkbox"/>
29	1 EA	INSTALL 110V RECEPTACLE, INCLUDING GFI RECEPTACLE BOX W/WATER PROOF COVER AND GFI RECEPTACLE. 20A - 120V P&S. INSTALL ON C/S REAR BODY PANEL, UNLESS OTHERWISE NOTED. (REQUIRES EXTERNAL POWER SUPPLY) OPTION FOR 3000 WATT INVERTER.	\$338.00	\$338.00	<input type="checkbox"/>

Notes:

BECAUSE THE 2400 INVERTER STATED IN THE OLD QUOTE (JAW00541) IS NOT AVAILABLE FROM OUR VENDOR, A 2000 WATT WITH RELATED ITEMS, AND A 3000 WATT WITH RELATED ITEMS HAVE BEEN INCLUDED ON QUOTE AS SUGGESTED ITEMS SO THAT YOU MAY SELECT THE BEST FOR YOUR USAGE.



SAM TOZOUR
 STozour@readingtruck.com
 445-444-5211

QUOTATION ID: RLD00249

DATE: 1/3/2023

Page 5 of 6

READING TRUCK EQUIPMENT (DBA READING TRUCK) TERMS AND CONDITIONS

- Prices quoted herein will be in effect for thirty (30) days (unless specifically noted on the quotation). However, during this time, prices may be increased according to, but not to exceed, the producer's price index (PPI) change for steel and/or aluminum between the date of the quotation and the date of the shipment. Commodity data may be used in conjunction with industry data to determine the increase.
- Reading Truck Equipment ("RTE") ensures all completed vehicles conform to applicable U.S. Federal Motor Vehicle Safety Standards (FMVSS) in effect at time of manufacture. Customer/end-user is responsible for ensuring this vehicle, when operated, meets all applicable federal, state and local rules, regulations and statutes, including, but not limited to, those governing safety equipment, cargo securement, and accessories.
- RTE will not be held financially liable for delay in delivery resulting from supply constraints from the chassis and/or equipment manufacturer, labor strikes, carrier delays, or any delays in RTE's performance due to acts of public enemies, industrial, or civil disturbances, orders of any governmental or military entity, or natural disaster.
- RTE will provide Customer a notice of release ("Release Notice") of Customer's unit(s) ("Vehicle(s)") and Customer will remove, or authorize RTE to remove, the Vehicle(s) from RTE's lot within five (5) calendar days of the date thereof. After which time, RTE will not be responsible for any loss or damage thereto, for any reason including, but not limited to, such loss or damage caused by fire, flood, storm, act of God, rodent damage, vandalism, accident, explosion, war, strike, civil or military authority, or any other similar causes.
- Upon the earlier of (i) five (5) days following a Release Notice or (ii) Customer's receipt of the Vehicle(s), RTE will be entitled to issue an invoice to Customer.
- Delivery to and acceptance by Customer shall be F.O.B. RTE's final assembly location. Customer is responsible for any freight, shipping, insurance and handling charges for such Vehicle(s) unless otherwise specified in the RTE quotation. RTE shall have no liability whatsoever for damage, loss or deterioration of the Products after delivery of the units to a common carrier, regardless of whether RTE charges Customer for freight. Customer acknowledges that all claims for losses caused by the carrier, including those for inconvenience, delay or expense, shall only be made against the carrier. In no event shall Customer deduct any amount for damage in transit from the amount due hereunder.
- Any modifications to the order requested by the Customer must be provided in writing and received by RTE within 30 days of the Order Submission Date. Approved changes must be signed by the Customer using RTE Change Order form with the additional cost. In addition, approved changes may be billed on a separate invoice after the original order has been completed and invoiced in accordance with the process described above.
- Approved Changes to an Order will be subject to any charges related to the price of goods or additional labor required to implement the change. Additionally any delivery timing implications that occur for such change will be estimated by RTE at the time of the change. Customer may be subject to any costs or fees related to any product or material rendered unnecessary after the change.
- Cancelled orders regardless of reason are subject to a charge for time and material incurred by RTE plus any costs or fees related to returning or disposing of product acquired for the order.
- In addition, Customer agrees to reimburse RTE's current lot lease expenses for every month past fourteen (14) calendar days of the date of the Release Notice that the Vehicle(s) remain on RTE's lot. Customer also agrees to pay RTE for all costs incurred after fourteen (14) calendar days of the date of the Release Notice, to maintain the Vehicles in satisfactory (road-worthy) working condition.
- See quote for payment terms. COD customers require a 25% deposit at time of order and balance due upon completion. Payment arrangements regarding the balance shall be: ACH, wire transfer, certified check, or money order. Balance must be paid in full prior to release of product to Customer. A 5% surcharge shall apply to any credit card payment.
- All balances over 30 days old are subject to a 1½% monthly service charge (18% per annum)
 Remit Deposits to: Reading Truck Equipment, LLC
 (Please label envelope - Deposit) PO Box 21051
 New York, NY 10087-1051

By signing and accepting this quotation, Customer agrees to accept Reading Truck Equipment terms and conditions as stated above and as stated on the website <https://www.readingequipment.com/terms-and-conditions/>

Customer Signature	Print Name	Title	PO#	Date
--------------------	------------	-------	-----	------

Customer must fill out the information below before the order can be processed:

VIN and/or FO #:	Chassis ETA:
------------------	--------------

REMIT ALL PURCHASE ORDERS TO: nassd@readingtruck.com

Vehicle Configuration Options

ENGINE	
Code	Description
99A	Engine: 6.8L 2V DEVCT NA PFI V8 Gas, (STD)
TRANSMISSION	
Code	Description
44F	Transmission: TorqShift-G 10-Speed Automatic, (STD)
WHEELS	
Code	Description
64A	Wheels: 17" Argent Painted Steel, (STD)
TIRES	
Code	Description
TD8	Tires: LT245/75Rx17E BSW A/S (4), (STD)
PRIMARY PAINT	
Code	Description
Z1	Oxford White
SEAT TYPE	
Code	Description
AS	Medium Dark Slate, HD Vinyl 40/20/40 Split Bench Seat, -inc: center armrest, cupholder, storage and driver's side manual lumbar
AXLE RATIO	
Code	Description
X3E	Electronic-Locking w/3.73 Axle Ratio
ADDITIONAL EQUIPMENT	
Code	Description
67E	250 Amp Alternator (Gas)
18B	Platform Running Boards
61L	Front Wheel Well Liners (Pre-Installed)
76C	Exterior Backup Alarm (Pre-Installed)
OPTION PACKAGE	
Code	Description

610A

Order Code 610A

2023 Fleet/Non-Retail Ford Super Duty F-350 SRW XL 4WD SuperCab 8' Box 164" WB

WINDOW STICKER

2023 Ford Super Duty F-350 SRW XL 4WD SuperCab 8' Box 164" WB

CODE	MODEL	MSRP
X3B	2023 Ford Super Duty F-350 SRW XL 4WD SuperCab 8' Box 164" WB	\$50,345.00
OPTIONS		
99A	Engine: 6.8L 2V DEVCT NA PFI V8 Gas, (STD)	\$0.00
44F	Transmission: TorqShift-G 10-Speed Automatic, (STD)	\$0.00
64A	Wheels: 17" Argent Painted Steel, (STD)	\$0.00
TD8	Tires: LT245/75Rx17E BSW A/S (4), (STD)	\$0.00
Z1	Oxford White	\$0.00
AS	Medium Dark Slate, HD Vinyl 40/20/40 Split Bench Seat, -inc: center armrest, cupholder, storage and driver's side manual lumbar	\$0.00
X3E	Electronic-Locking w/3.73 Axle Ratio	\$430.00
67E	250 Amp Alternator (Gas)	\$85.00
18B	Platform Running Boards	\$445.00
61L	Front Wheel Well Liners (Pre-Installed)	\$180.00
76C	Exterior Backup Alarm (Pre-Installed)	\$150.00
610A	Order Code 610A	\$0.00


Please note selected options override standard equipment

SUBTOTAL	\$51,635.00
Advert/ Adjustments	\$0.00
Manufacturer Destination Charge	\$1,795.00
TOTAL PRICE	\$53,430.00

Est City: N/A MPG
 Est Highway: N/A MPG
 Est Highway Cruising Range: N/A mi

Any performance-related calculations are offered solely as guidelines. Actual unit performance will depend on your operating conditions.

Notes



Standard Equipment

MECHANICAL

Engine: 6.8L 2V DEVCT NA PFI V8 Gas (STD)
Transmission: TorqShift-G 10-Speed Automatic -inc: SelectShift and selectable drive modes: normal, eco, slippery roads, tow/haul and off-road (STD)
3.73 Axle Ratio (STD)

EXTERIOR

Wheels: 17" Argent Painted Steel -inc: painted hub covers/center ornaments (STD)
Tires: LT245/75Rx17E BSW A/S (4) -inc: Spare may not be the same as road tire (STD)

ADDITIONAL EQUIPMENT

50-State Emissions System
Transmission w/Oil Cooler
Electronic Transfer Case
Part-Time Four-Wheel Drive
78-Amp/Hr 750CCA Maintenance-Free Battery w/Run Down Protection
160 Amp Alternator
Class V Towing Equipment -inc: Hitch, Brake Controller and Trailer Sway Control
Trailer Wiring Harness
4060# Maximum Payload
GVWR: 10,800 lb Payload Package
HD Shock Absorbers
Front Anti-Roll Bar
Firm Suspension
Hydraulic Power-Assist Steering
34 Gal. Fuel Tank
Single Stainless Steel Exhaust
Auto Locking Hubs
Front Suspension w/Coil Springs
Solid Axle Rear Suspension w/Leaf Springs
4-Wheel Disc Brakes w/4-Wheel ABS, Front And Rear Vented Discs, Brake Assist and Hill Hold Control
Regular Box Style
Steel Spare Wheel
Spare Tire Stored Underbody w/Crankdown
Clearcoat Paint
Black Front Bumper w/Black Rub Strip/Fascia Accent and 2 Tow Hooks

Black Rear Step Bumper
Black Side Windows Trim and Black Front Windshield Trim
Black Door Handles
Black Power Heated Side Mirrors w/Convex Spotter, Manual Folding and Turn Signal Indicator
Manual Extendable Trailer Style Mirrors
Fixed Rear Window
Light Tinted Glass
Variable Intermittent Wipers
Aluminum Panels
Black Grille
Tailgate Rear Cargo Access
Reverse Opening Rear Doors
Tailgate/Rear Door Lock Included w/Power Door Locks
Boxside Steps
Autolamp Auto On/Off Aero-Composite Halogen Daytime Running Lights Preference Setting Headlamps w/Delay-Off
Cargo Lamp w/High Mount Stop Light
Perimeter/Approach Lights
Radio w/Seek-Scan, Clock and Speed Compensated Volume Control
Radio: AM/FM Stereo w/MP3 Player -inc: 4 speakers
Fixed Antenna
SYNC 4 -inc: 8" LCD capacitive touchscreen w/swipe capability, wireless phone connection, cloud connected, AppLink w/app catalog, 911 Assist, Apple CarPlay and Android Auto compatibility and digital owner's manual
2 LCD Monitors In The Front
4-Way Driver Seat -inc: Manual Recline and Fore/Aft Movement
4-Way Passenger Seat -inc: Manual Recline and Fore/Aft Movement
60-40 Folding Split-Bench Front Facing Fold-Up Cushion Rear Seat
Manual Tilt/Telescoping Steering Column
Gauges -inc: Speedometer, Odometer, Oil Pressure, Engine Coolant Temp, Tachometer, Transmission Fluid Temp, Engine Hour Meter, Trip Odometer and Trip Computer
Power Rear Windows
FordPass Connect 5G Mobile Hotspot Internet Access
Rear Cupholder
Remote Keyless Entry w/Integrated Key Transmitter, Illuminated Entry and Panic Button
Cruise Control w/Steering Wheel Controls
Manual Air Conditioning
HVAC -inc: Underseat Ducts
Illuminated Locking Glove Box
Interior Trim -inc: Chrome Interior Accents
Full Cloth Headliner

Urethane Gear Shifter Material
HD Vinyl 40/20/40 Split Bench Seat -inc: center armrest, cupholder, storage and driver's side manual lumbar
Day-Night Rearview Mirror
Passenger Visor Vanity Mirror
Full Overhead Console w/Storage and 2 12V DC Power Outlets
Front Map Lights
Fade-To-Off Interior Lighting
Full Vinyl/Rubber Floor Covering
Pickup Cargo Box Lights
Smart Device Remote Engine Start
Instrument Panel Covered Bin and Dashboard Storage
Power 1st Row Windows w/Driver And Passenger 1-Touch Up/Down
Delayed Accessory Power
Power Door Locks
Systems Monitor
Trip Computer
Outside Temp Gauge
Digital/Analog Appearance
Seats w/Vinyl Back Material
Manual Adjustable Front Head Restraints and Manual Adjustable Rear Head Restraints
Securilock Anti-Theft Ignition (pats) Immobilizer
2 12V DC Power Outlets
Air Filtration
AdvanceTrac w/Roll Stability Control Electronic Stability Control (ESC) And Roll Stability Control (RSC)
ABS And Driveline Traction Control
Side Impact Beams
Dual Stage Driver And Passenger Seat-Mounted Side Airbags
Tire Specific Low Tire Pressure Warning
Dual Stage Driver And Passenger Front Airbags w/Passenger Off Switch
Safety Canopy System Curtain 1st And 2nd Row Airbags
Outboard Front Lap And Shoulder Safety Belts -inc: Rear Center 3 Point and Height Adjusters
Back-Up Camera



Oak Ridge

SCHOOLS

Maintenance and Operations

DATE: January 5, 2023

TO: Bruce Lay, Executive Director of Leadership

FROM: Allen Thacker, Supervisor of Maintenance and Operations

SUBJECT: Emergency Repairs of Facilities and Equipment from Winter Weather Event

Mr. Lay,

I am recommending that the Oak Ridge Schools Board of Education approve the emergency repairs of the ORHS and RMS cooling towers by McMahan Mechanical LLC in the amount of \$234,000.00. Damages to our piping and systems were directly related to the winter weather event and rolling blackouts experienced throughout Tennessee. Emergency funds will be allocated from general fund and an insurance claim has been filed for reimbursement. Immediate action is necessary in order to have cooling capabilities restored.

Thank you,

Allen Thacker

Supervisor of Maintenance and Operations.

Maintenance Office

100 Woodbury, Oak Ridge, TN 37830

(865) 425-3171

www.orn.edu



Proposal

6549 Creekhead Drive Knoxville, Tn, 37909
(865)951-1919 Fax: (865) 951-1918

Date: 1/5/23

Attention: Mitchell Harper
Project : Oak Ridge HS Cooling Tower Coil
Contractor: McMahan Mechanical

License Classification: CMC-A, C;
License Number: 00024098
License Limit: \$1,500,000.00
Exp: 7/31/2024

MCMAHAN MECHANICAL, INC. is pleased to provide a quote for the sum of **\$117,000.00 to replace Busted Cooling tower coil.**

Work to be performed includes:

All labor and material to complete the above project.

- Pull Sections apart
- Remove coil and Install New coil
- Put section back together
- Weld on Flanges and repipe
- Reinsulate

Alternates:

-

Exclusions:

- **No Bond**
-
-

CONDITIONS: All labor and materials furnished by this contractor guaranteed for one year. All work to be completed in a professional, workman-like manner according to standard practices. Job quote is based on normal working conditions regarding hours worked, job sequencing, work space availability and site access. Any deviation from the above work description will be executed only after written approval is received. The contractor shall not be held liable for errors or omissions in design by others, nor inadequacies of materials and equipment specified by others. The contractor shall not be liable for indirect loss or damage.

Quoted price is based on current material prices. Quote is valid for 15 days from quote date.

Respectfully,

Dale Huskey

Project Manager / Estimator



Oak Ridge

SCHOOLS

Maintenance and Operations

DATE: December 16, 2022

TO: Bruce Lay, Executive Director of Leadership

FROM: Allen Thacker, Supervisor of Maintenance and Operations

SUBJECT: Baseball Bleacher Remodel

Mr. Lay,

I am recommending that Len Hart Construction LLC be awarded the project for installing new walkways and backstop walls at the City Baseball Complex in the amount of \$37,750.00 as part of a phased approach to renovating the High School Baseball venue. This project is in cooperation with and approved by the City Parks and Recreation Department.

Funding for this purchase is from Regular Capital Outlay – Building Improvements 76100 707 and is part of the mid-year spending allocation.

Thank you,

Allen Thacker

Supervisor of Maintenance and Operations.

Maintenance Office

100 Woodbury, Oak Ridge, TN 37830

(865) 425-3171

www.ortn.edu

Len Hart Construction

420 Poplar Creek Rd
Oliver Springs, TN 37840 US
lhart26@live.com

Estimate

ADDRESS

Oak Ridge Schools

ESTIMATE # 1012

DATE 12/15/2022

EXPIRATION DATE 12/30/2022

SERVICE	DESCRIPTION	QTY	RATE	AMOUNT
Concrete	Labor and material to excavate, place rebar, shoot grade, form, pour slab install control and expansion joints	4,000	8.00	32,000.00
Concrete	Labor and material to excavate 115' of footer, place rebar, shoot grade, pour footers,install wall	115	50.00	5,750.00

TOTAL

\$37,750.00

Accepted By

Accepted Date



Proposal

To: Oak Ridge Schools attn Michael Laurendine

Date: 12.16.22

Job Location: Baseball Complex

We hereby submit specifications and estimates for:

All materials, labor and equipment to install new concrete as directed by plans by cope architecture. (Project No. 22008 Dwg No. A100).

Flatwork =	\$70,776.00
Wall =	\$9,200.00

We propose hereby to furnish all materials and labor-complete in accordance with the above specification, for the sum of:

\$79,976.00

NOTES:

- THIS ESTIMATE IS BASED ON THE CURRENT MONTHS ASPHALT AND CONCRETE PRICE AND IS SUBJECT TO INCREASED IF INSTALLED AFTER THE LAST DAY OF THIS MONTH.
- WE IF NOT ACCEPTED WITHIN 14 DAYS MAY WITHDRAW THIS PROPOSAL.
- THIS PROPOSAL IS SUBJECT TO CREDIT APPROVAL.
- PAYMENT IN FULL UPON RECEIPT OF OUR INVOICE. IF PAYMENT IS NOT RECEIVED THERE WILL BE A 15% SERVICE CHARGE PER MONTH. IF THE DURATION OF THE CONTRACTED WORK LASTS MORE THAN 30 DAYS, WE WILL WORK OFF A MONTHLY BILLING CYCLE.
- OUR WORK IS GUARANTEED FOR ONE YEAR AGAINST DEFECTS IN WORKMANSHIP. NO WARRANTY ON ANY WORK WITH LESS THAN 1% DRAINAGE. MATERIAL THICKNESS IS AN AVERAGE THICKNESS UNLESS OTHERWISE SPECIFIED AND MAY VARY TO ACHIEVE REQUIRED DRAINAGE
- OUR MATERIAL WILL BE COMPACTED TO AASHTO STANDARDS. NO WARRANTY ON SETTLEMENT ISSUES.
- PROPOSAL DOES NOT INCLUDE ANY FEES, PERMITS OR MATERIAL TESTING ALL WORK TO BE COMPLETED IN A WORKMANLIKE MANNER ACCORDING TO STANDARD PRACTICES.
- ANY ALTERATION OR DEVIATION FROM ABOVE SPECIFICATIONS INVOLVING EXTRA COSTS WILL BE EXECUTED ONLY UPON WRITTEN ORDERS AND WILL BECOME AN EXTRA CHARGE OVER AND ABOVE THE ESTIMATE.
- OUR WORKERS ARE FULLY COVERED BY WORKMAN'S COMPENSATION INSURANCE.

Thanks,

Jay Mullins
J.G. Mullins Const. Co. Inc.
10461 Cogdill Rd.
Knoxville, Tn 37932
Office/ 865.966.4279
Cell/ 865.659.7291
Email/ mullinsjay@yahoo.com

Acceptance of Proposal-The above prices, specifications and conditions are satisfactory and are hereby accepted. You are authorized to do the work as specified.

Date of Acceptance: _____

Signature: _____



SKILLED SERVICES

2800 HOITT AVE | KNOXVILLE, TN 37917

PROPOSAL

Date: 12/16/2022

To: Oak Ridge Schools

Address: 304 New York Ave, Oak Ridge, TN 37830

Attn: Michael Laurendine

Project: Oak Ridge School- Oak Ridge Baseball Complex Concrete

Skilled Services LLC proposes to furnish labor, materials, equipment, and supervision required for completion of the Work as specified below, at project address: 15 Wilberforce Ave, Oak Ridge, TN 37830.

Duration of Work:

Skilled Services LLC proposes to complete the specified Work promptly.

Scope of Work:

- 1 Pricing is per plan provided from Michael Laurendine dated Dec 14th, 2022.
- 2 Demo existing concrete sidewalk behind existing concrete wall. Demo concrete foundations under existing aluminum bleachers. Remove flag pole and yard hydrant hose connection.
- 3 Excavate as required for new concrete walls and slabs.
- 4 Install new concrete footing for new knee wall and for new netting support poles.
- 5 Form, pour, place, and finish concrete for new knee wall.
- 6 Install isolation joints as required for new concrete plaza.
- 7 Install new channel drains per plan.
- 8 Install required formwork for new concrete plaza.
- 9 Pour, place, and finish concrete. Deform as needed.
- 10 Install new 8in painted steel pole on new footings for new netting.
- 11 Replace existing netting and install new netting along the top of new walls.
- 12 Install new gravel to expand warning track at new walls.
- 13 Progressive clean up as required. Disposal of items removed.
- 14 Project and Safety Management.

Bond: Not Included in Proposal Amount.

Exclusions:

- 1 Removal of existing bleachers.
- 2 Installation of new fencing and gates.
- 3 Repair or Rerouting of Subgrade or Subfloor Utilities encountered during performance of the Work, except those specifically included in the Scope of Work.
- 4 Asphalt Paving, Extruded Curbing, Wheel Stops, Markings, and Parking Signage.
- 5 Protection of Work provided by Skilled Services, once in Place. (Skilled Services will protect the Work of Others.)

**Proposal
Amount:**

Skilled Services LLC proposes to perform the Work as described above for the sum of One Hundred Fifty Six Thousand Five Hundred Sixty Eight (\$156,568.00) Dollars US.

Signed by:

Rob Smith

Rob Smith
President, Skilled Services LLC
Office (865) 637-7687
Cell (865) 244-9191
Fax (865) 637-4238
robsmith@skservicesllc.com

Accepted by:

Michael Laurendine

Date:

Oak Ridge Schools

4th Attendance Period

December 9, 2022

These numbers reflect the **2022-2023** Skyward Student Management System (Entity) active student enrollment count as of **December 9, 2022**.

The total includes **24** private school and home-schooled students receiving Special Ed services.



Oak Ridge Schools

Enrollment Entity Counts 4th RP 2022-23

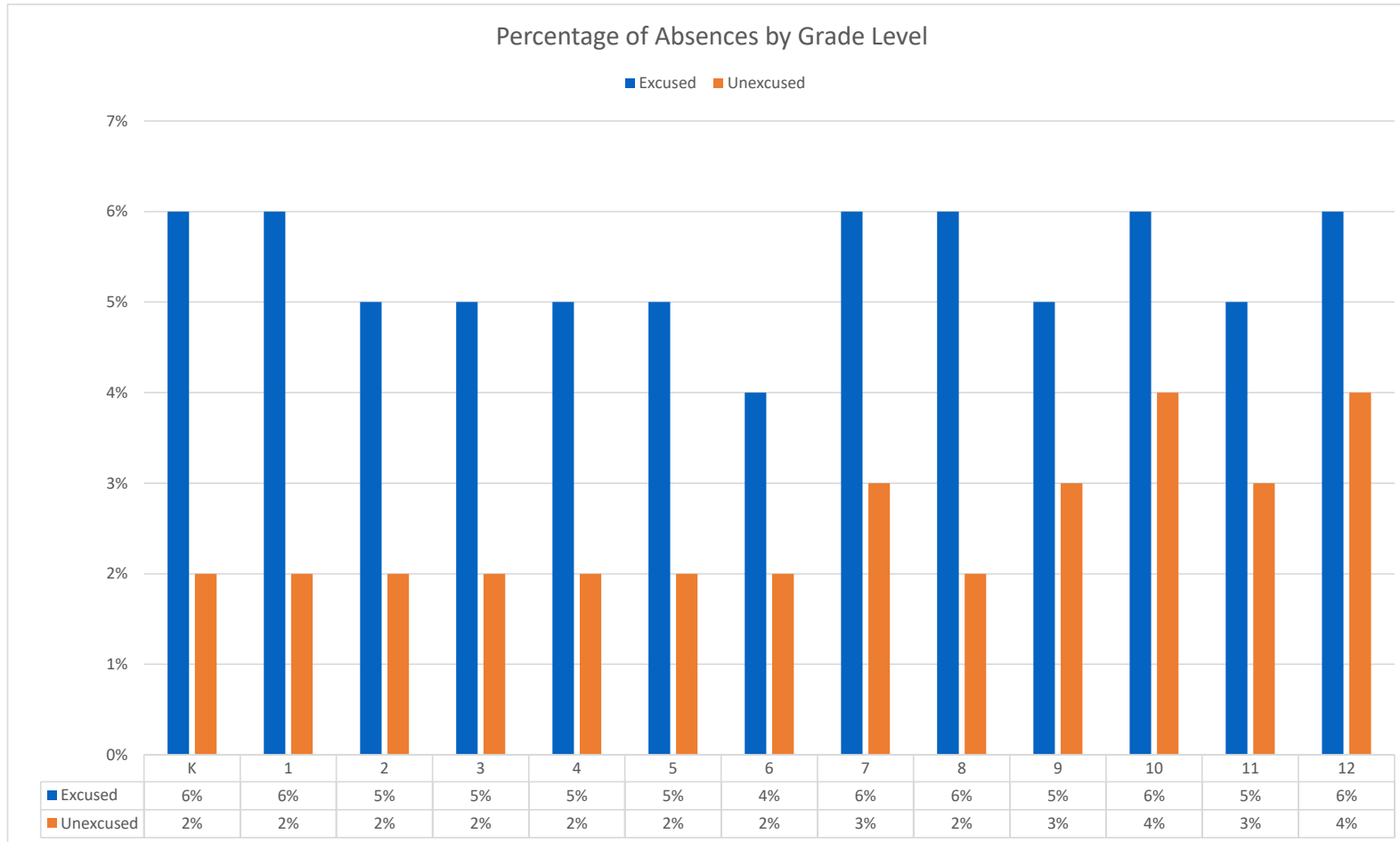
December 9, 2022

School	P3	P4	K	1	2	3	4	5	6	7	8	9	10	11	12	Total PK-12 2022-23	Previous 3rd RP 2022-23	Diff
Preschool	81	143														224	227	-3
Glenwood			72	71	53	74	76									346	354	-8
Linden			99	98	102	121	125									545	544	1
Willow Brook			68	89	82	80	71									390	393	-3
Woodland			73	93	82	90	77									415	416	-1
JMS								161	161	200	201					723	724	-1
RMS								165	168	193	171					697	700	-3
ORHS												411	405	388	379	1583	1587	-4
Enrollment 2022-23	81	143	312	351	319	365	349	326	329	393	372	411	405	388	379	4923	4945	-22
Prev. 3rd RP 2022-23	82	145	312	358	322	369	346	325	330	394	375	410	406	391	380	4945		
Difference	-1	-2	0	-7	-3	-4	3	1	-1	-1	-3	1	-1	-3	-1	-22		

This report compares the 2022-23 4th RP period enrollment with the 2022-23 3rd RP period.

Attendance Graphs


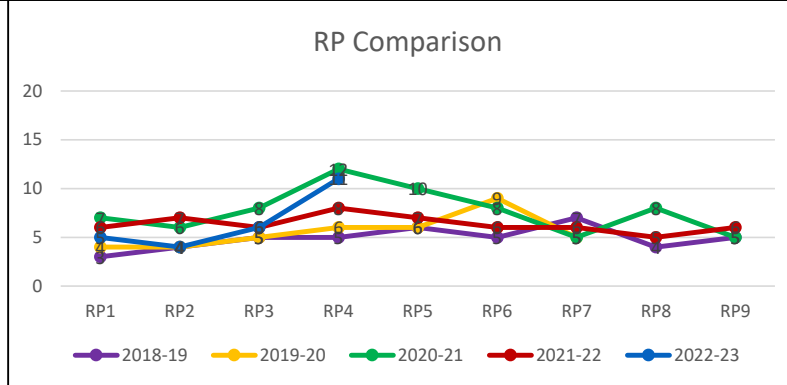
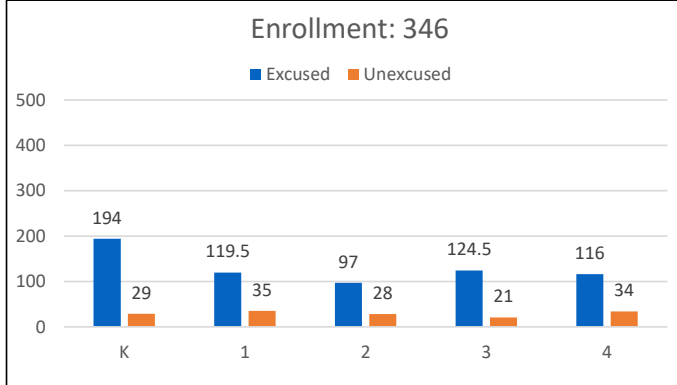
The graphs below display excused and unexcused absence totals, entity counts, and attendance percentages by grade and reporting period. The data was compiled using information from attendance detail and summary reports and entity counts reports.
Reporting Period 4: 11/3/2022-12/6/2022



* Percentages have been rounded to the nearest whole number.

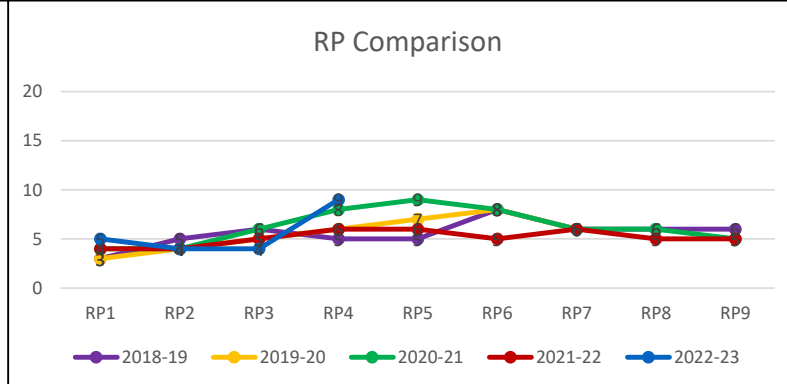
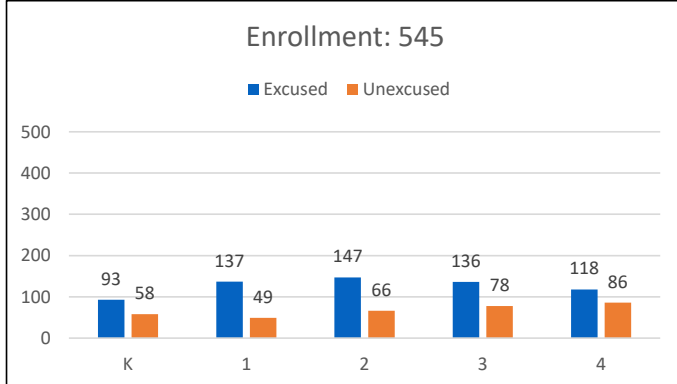
2018-19	RP1: 3%	RP2: 4%	RP3: 5%	RP4: 5%	RP5: 6%	RP6: 5%	RP7: 7%	RP8: 4%	RP9: 5%
2019-20	RP1: 4%	RP2: 4%	RP3: 5%	RP4: 5.6%	RP5: 6%	RP6: 8.8%	RP7: 4.9%	Covid-19	Covid-19
2020-21	RP1: 7.3%	RP2: 5.8%	RP3: 8.1%	RP4: 11.6%	RP5: 9.9%	RP6: 7.5%	RP7: 5.3%	RP8: 8%	RP9: 5.4%
2021-22	RP1: 6.3%	RP2: 6.7%	RP3: 6.3%	RP4: 7.7%	RP5: 6.9%	RP6: 5.8%	RP7: 6.3%	RP8: 5.4%	RP9: 5.9%
2022-23	RP1: 4.9%	RP2: 4.4%	RP3: 5.5%	RP4: 11%					

Glenwood




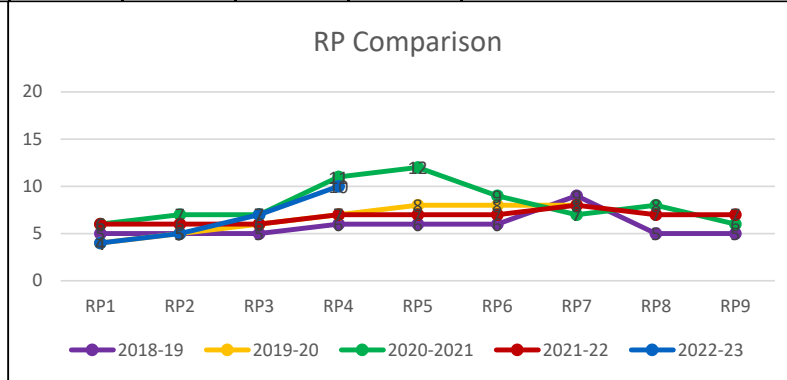
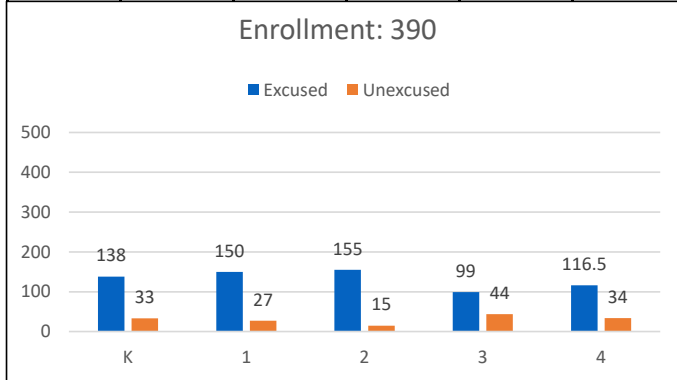
2018-19	RP1: 3%	RP2: 5%	RP3: 6%	RP4: 5%	RP5: 5%	RP6: 8%	RP7: 6%	RP8: 6%	RP9: 6%
2019-20	RP1: 3%	RP2: 4%	RP3: 5%	RP4: 5.6%	RP5: 6.8%	RP6: 7.7%	RP7: 6.4%	Covid-19	Covid-19
2020-21	RP1: 4.3%	RP2: 4.3%	RP3: 6.1%	RP4: 7.7%	RP5: 9.1%	RP6: 7.9%	RP7: 6.2%	RP8: 5.6%	RP9: 5.3%
2021-22	RP1: 4.4%	RP2: 4.2%	RP3: 4.8%	RP4: 6.4%	RP5: 5.8%	RP6: 4.6%	RP7: 5.5%	RP8: 5.4%	RP9: 5%
2022-23	RP1: 3.2%	RP2: 4%	RP3: 4.4%	RP4: 8.9%					

Linden



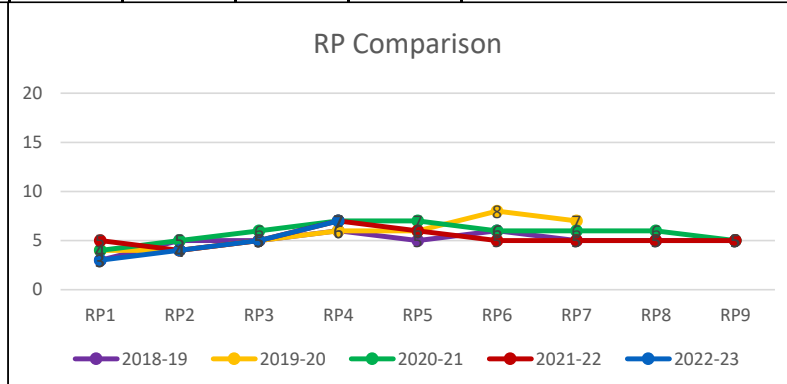
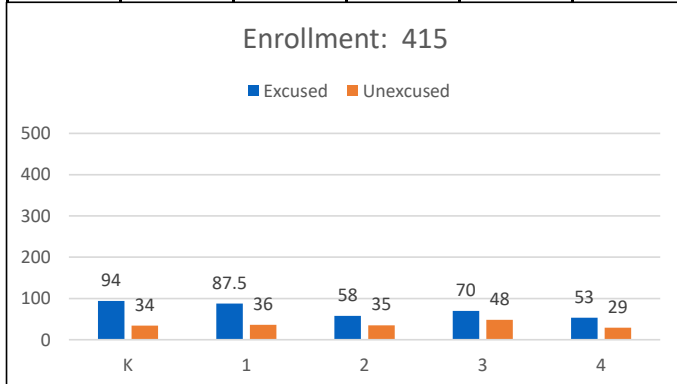
2018-19	RP1: 5%	RP2: 5%	RP3: 5%	RP4: 6%	RP5: 6%	RP6: 6%	RP7: 9%	RP8: 5%	RP9: 5%
2019-20	RP1: 4%	RP2: 5%	RP3: 6%	RP4: 6.6%	RP5: 7.8%	RP6: 8.4%	RP7: 7.5%	Covid-19	Covid-19
2020-21	RP1: 6.1%	RP2: 7.1%	RP3: 7.3%	RP4: 11%	RP5: 11.7%	RP6: 8.9%	RP7: 6.9%	RP8: 7.5%	RP9: 6.4%
2021-22	RP1: 6.1%	RP2: 6%	RP3: 6.4%	RP4: 6.9%	RP5: 6.6%	RP6: 6.5%	RP7: 8%	RP8: 6.6%	RP9: 7.4%
2022-23	RP1: 3.6%	RP2: 4.7%	RP3: 7%	RP4: 10%					

Willow Brook




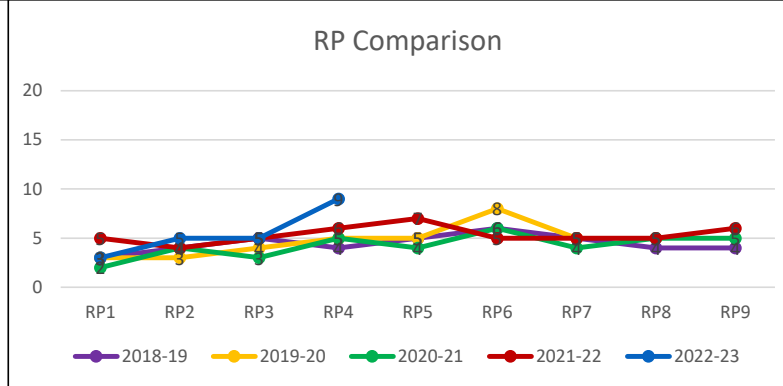
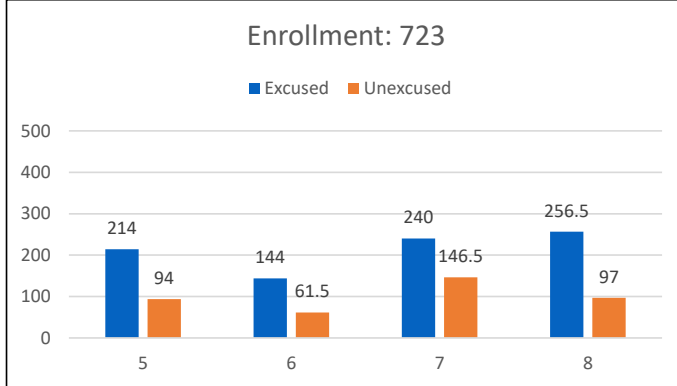
2018-19	RP1: 3%	RP2: 5%	RP3: 5%	RP4: 6%	RP5: 5%	RP6: 6%	RP7: 5%	RP8: 5%	RP9: 5%
2019-20	RP1: 4%	RP2: 4%	RP3: 5%	RP4: 5.6%	RP5: 6.2%	RP6: 8.4%	RP7: 6.6%	Covid-19	Covid-19
2020-21	RP1: 4.1%	RP2: 4.9%	RP3: 6.2%	RP4: 7.1%	RP5: 7.1%	RP6: 5.9%	RP7: 5.5%	RP8: 5.9%	RP9: 5.3%
2021-22	RP1: 4.5%	RP2: 4.1%	RP3: 4.8%	RP4: 6.7%	RP5: 5.9%	RP6: 5%	RP7: 4.7%	RP8: 4.5%	RP9: 5.2%
2022-23	RP1: 2.6%	RP2: 3.7%	RP3: 5.2%	RP4: 6.6%					

Woodland



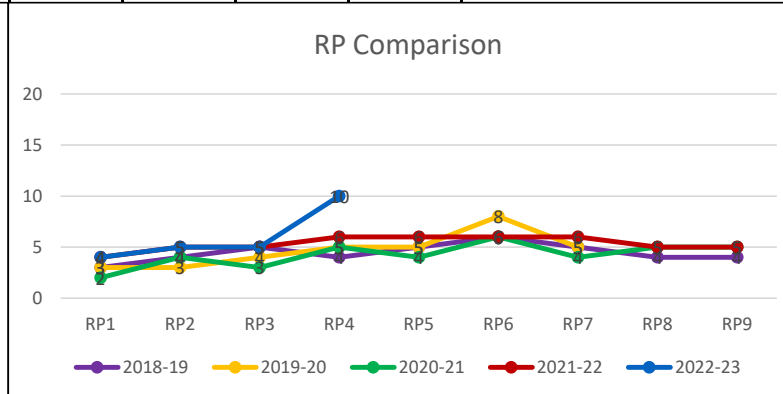
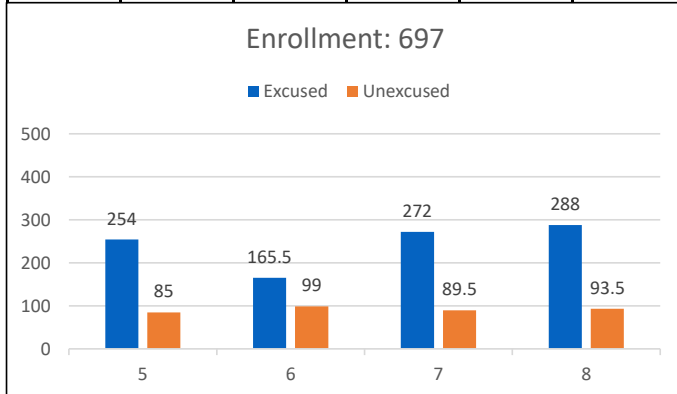
2018-19	RP1: 3%	RP2: 4%	RP3: 5%	RP4: 4%	RP5: 5%	RP6: 6%	RP7: 5%	RP8: 4%	RP9: 4%
2019-20	RP1: 3%	RP2: 3%	RP3: 4%	RP4: 5%	RP5: 4.9%	RP6: 8.4%	RP7: 5.2%	Covid-19	Covid-19
2020-21	RP1: 2.2%	RP2: 4.1%	RP3: 3.4%	RP4: 4.5%	RP5: 3.8%	RP6: 5.7%	RP7: 3.7%	RP8: 5.1%	RP9: 4.7%
2021-22	RP1: 5.1%	RP2: 4.2%	RP3: 4.9%	RP4: 5.9%	RP5: 6.8%	RP6: 5.4%	RP7: 5.3%	RP8: 4.9%	RP9: 6.1%
2022-23	RP1: 3.1%	RP2: 4.6%	RP3: 5%	RP4: 8.7%					

Jefferson



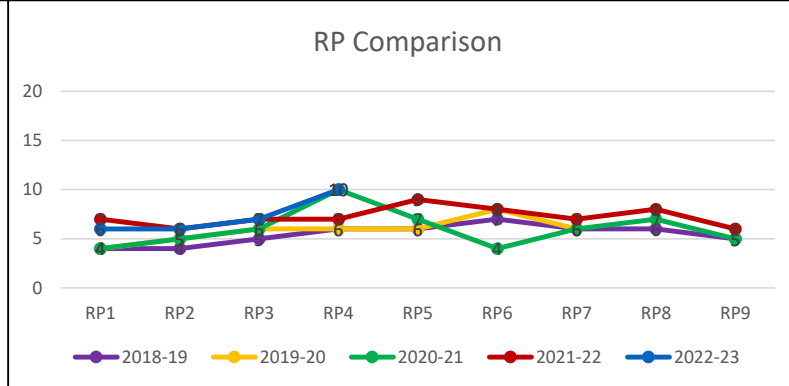
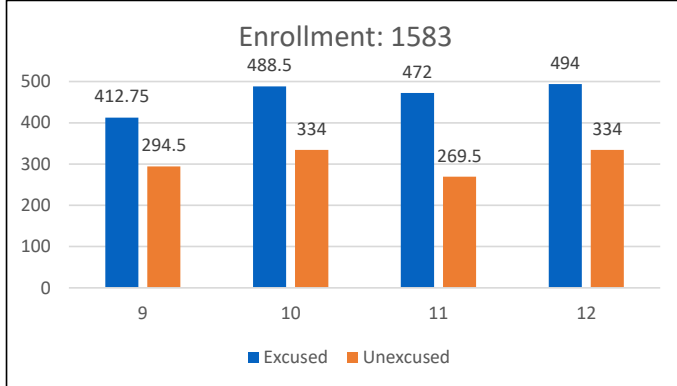
2018-19	RP1: 4%	RP2: 5%	RP3: 6%	RP4: 5%	RP5: 5%	RP6: 8%	RP7: 6%	RP8: 5%	RP9: 6%
2019-20	RP1: 4%	RP2: 4%	RP3: 5%	RP4: 5.7%	RP5: 5.6%	RP6: 7.9%	RP7: 5.7%	Covid-19	Covid-19
2020-21	RP1: 2%	RP2: 2.3%	RP3: 3.4%	RP4: 4%	RP5: 2.7%	RP6: 3.3%	RP7: 2.8%	RP8: 5.6%	RP9: 5.1%
2021-22	RP1: 4.2%	RP2: 4.7%	RP3: 5.4%	RP4: 5.8%	RP5: 5.9%	RP6: 5.5%	RP7: 5.6%	RP8: 5%	RP9: 5.3%
2022-23	RP1: 4.4%	RP2: 4.5%	RP3: 5.4%	RP4: 9.7%					

Robertsville



2018-19	RP1: 4%	RP2: 4%	RP3: 5%	RP4: 6%	RP5: 6%	RP6: 7%	RP7: 6%	RP8: 6%	RP9: 5%
2019-20	RP1: 4%	RP2: 5%	RP3: 6%	RP4: 6.2%	RP5: 6.4%	RP6: 7.6%	RP7: 6.4%	Covid-19	Covid-19
2020-21	RP1: 3.6%	RP2: 4.6%	RP3: 5.5%	RP4: 9.9%	RP5: 6.8%	RP6: 3.8%	RP7: 5.8%	RP8: 7.1%	RP9: 5.1%
2021-22	RP1: 7.2%	RP2: 6.2%	RP3: 6.9%	RP4: 7.3%	RP5: 9.2%	RP6: 8.2%	RP7: 7%	RP8: 8.2%	RP9: 6%
2022-23	RP1: 6%	RP2: 6.3%	RP3: 6.6%	RP4: 9.8%					

ORHS



Goal
6

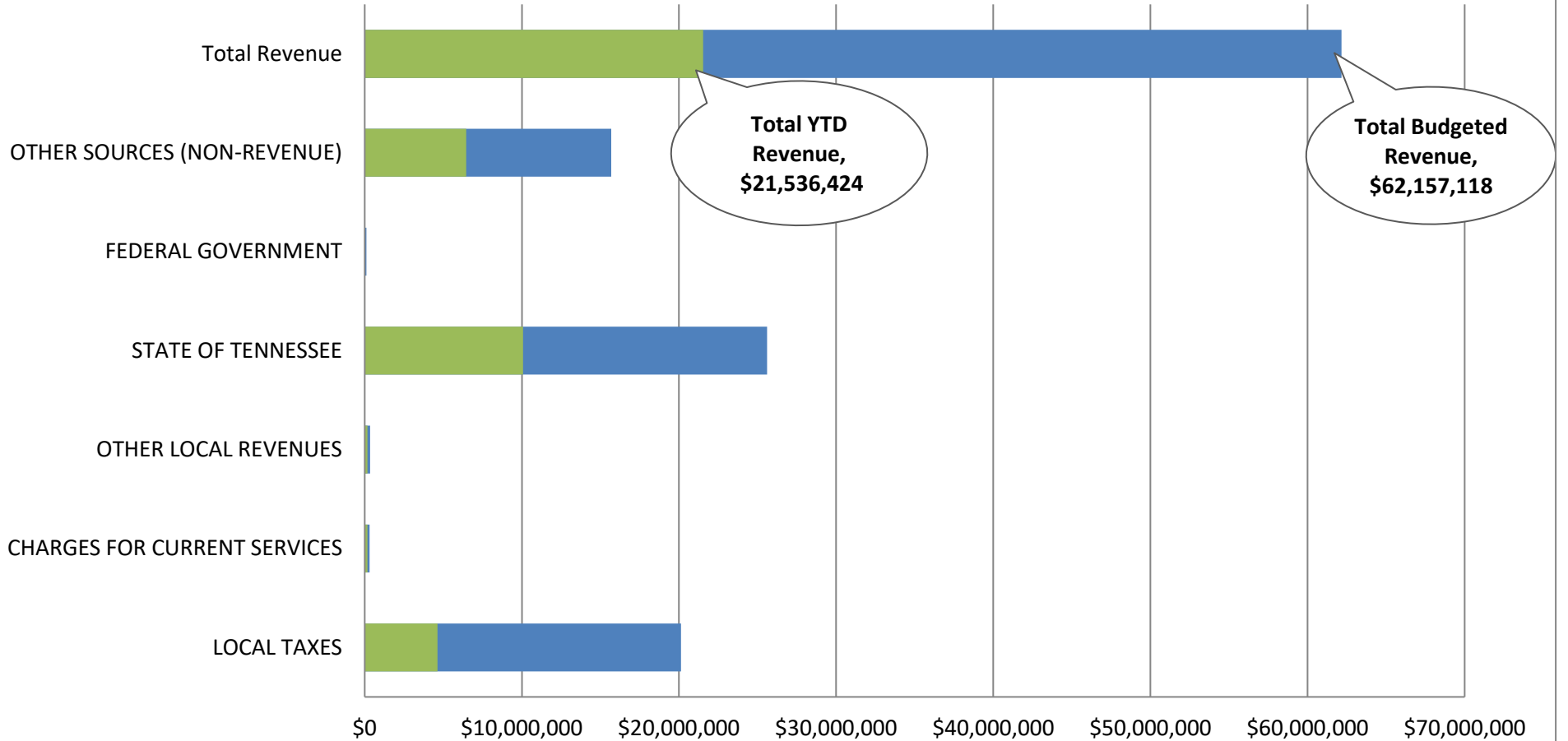
Acct	Acct	2022-23 FYTD Budget	November 2022-23 Monthly Activity	2022-23 Year-To-Date	2022-23 Percent of Budget	2022-23 Variance from Bud	Encumbered Amount	Unencumbered Budget Remaining
40110	Current Property Tax	12,832,909.00	1,521,066.37	1,795,218.80	13.99%	11,037,690.20		11,037,690.20
40210	Local Option Sales Tax	7,288,185.00	650,595.75	2,832,329.81	38.86%	4,455,855.19		4,455,855.19
40275	Mixed Drink Tax	125.00	40.83	221.49	177.19%	-96.49		-96.49
40280	Mineral Severance Tax	125.00				125.00		125.00
43511	Tuition - Regular Day Students	300,000.00	15,507.63	174,371.16	58.12%	125,628.84		125,628.84
43533	Transportation Fees	2,500.00	790.00	2,260.00	90.40%	240.00		240.00
44110	Interest Earned	20,000.00	30,900.25	113,344.92	566.72%	-93,344.92		-93,344.92
44120	Lease/Rentals	15,000.00	627.50	5,192.50	34.62%	9,807.50		9,807.50
44170	Miscellaneous Refunds	2,500.00	95.93	2,255.62	90.22%	244.38		244.38
44530	Sale of Equipment	35,000.00	7,266.50	14,846.20	42.42%	20,153.80		20,153.80
44570	Contributions & Gifts	193,075.00		33,975.00	17.60%	159,100.00		159,100.00
44990	Other Local Revenues	75,000.00	42.00	7,368.41	9.82%	67,631.59		67,631.59
46511	Basic Education Program	24,636,000.00	2,470,600.00	9,882,400.00	40.11%	14,753,600.00		14,753,600.00
46515	Early Childhood Education	459,638.78	39,287.90	113,169.85	24.62%	346,468.93		346,468.93
46590	Other State Education Funds	95,000.00	26,312.12	39,044.30	41.10%	55,955.70		55,955.70
46610	Career Ladder Program	90,100.00	49,039.26	49,039.26	54.43%	41,060.74		41,060.74
46980	Other State Grants	278,783.57				278,783.57		278,783.57
46990	Other State Revenues	45,189.00				45,189.00		45,189.00
47630	Public Law 874 - Maint/Operat.	25,000.00				25,000.00		25,000.00
47640	ROTC Reimbursement	79,600.00	8,644.02	8,644.02	10.86%	70,955.98		70,955.98
49700	Insurance Recovery	9,425.00		6,925.00	73.47%	2,500.00		2,500.00
49800	Transfers In	180,000.00				180,000.00		180,000.00
49810	City General Fund Transfer	15,493,963.00	1,291,163.58	6,455,817.90	41.67%	9,038,145.10		9,038,145.10
-----	Revenue	62,157,118.35	6,111,979.64	21,536,424.24	34.65%	40,620,694.11		40,620,694.11
		=====	=====	=====	=====	=====		=====
71100	Regular Instruction Prgm	29,232,926.43	2,398,938.19	10,255,677.09	35.08%	18,977,249.34	17,525,463.60	1,451,785.74
71150	Alternative Instruction Prgm	874,969.54	74,833.94	292,729.70	33.46%	582,239.84	563,865.19	18,374.65
71200	Special Education Prgm	4,971,150.07	406,142.88	1,600,609.46	32.20%	3,370,540.61	3,060,712.06	309,828.55
71300	Career/Technical Education Prg	1,674,166.00	132,984.77	522,535.46	31.21%	1,151,630.54	1,035,465.68	116,164.86
71900	Contingency	555,760.11				555,760.11		555,760.11
72120	Health Services	689,160.28	59,180.70	239,448.29	34.74%	449,711.99	397,385.42	52,326.57
72130	Other Student Support	1,747,953.00	161,103.87	678,445.09	38.81%	1,069,507.91	969,595.49	99,912.42
72210	Regular Inst. Support	3,443,339.72	262,180.63	1,209,829.65	35.14%	2,233,510.07	1,692,525.54	540,984.53
72220	Special Education Support	848,478.29	67,408.23	294,195.09	34.67%	554,283.20	493,622.35	60,660.85
72230	Career & Technical Prg Support	126,932.00	10,633.98	43,268.20	34.09%	83,663.80	59,481.44	24,182.36
72250	Technology Services	2,721,346.00	179,852.02	1,073,222.90	39.44%	1,648,123.10	1,167,461.40	480,661.70
72290	Communications	129,237.00	12,288.65	52,463.95	40.60%	76,773.05	64,920.90	11,852.15
72310	Board of Education	1,123,493.00	56,122.75	485,447.97	43.21%	638,045.03	3,615.83	634,429.20

Acct	Acct	2022-23 FYTD Budget	November 2022-23 Monthly Activity	2022-23 Year-To-Date	2022-23 Percent of Budget	2022-23 Variance from Bud	2022-23 Encumbered Amount	Unencumbered Budget Remaining
72320	Director of Schools	381,236.00	28,631.09	153,521.22	40.27%	227,714.78	208,549.78	19,165.00
72410	Office of the Principal	4,167,415.13	347,568.43	1,647,875.33	39.54%	2,519,539.80	2,302,581.04	216,958.76
72510	Fiscal Services	972,723.00	74,491.70	393,460.18	40.45%	579,262.82	504,269.32	74,993.50
72520	Human Resources/ Personnel	456,900.00	32,649.49	179,857.87	39.36%	277,042.13	218,442.74	58,599.39
72610	Operation of Plant	4,713,128.00	311,839.06	1,833,409.31	38.90%	2,879,718.69	1,369,870.43	1,509,848.26
72620	Maintenance of Plant	1,898,776.00	158,286.16	817,472.00	43.05%	1,081,304.00	865,662.47	215,641.53
72710	Transportation	1,696,795.00	90,520.97	542,744.27	31.99%	1,154,050.73		1,154,050.73
73400	Early Childhood Education	459,638.78	39,135.37	152,305.22	33.14%	307,333.56	306,244.93	1,088.63
73401	Pre-K General Fund	761,435.00	67,309.09	277,893.94	36.50%	483,541.06	357,236.14	126,304.92
76100	Regular Capital Outlay	1,032,205.00	31,666.67	487,077.09	47.19%	545,127.91	196,053.69	349,074.22
82130	Education Principal on Debt	6,809.00	5,920.87	5,920.87	86.96%	888.13		888.13
82230	Education Interest on Debt	191.00	166.09	166.09	86.96%	24.91		24.91
99100	Transfers Out	79,501.00				79,501.00		79,501.00
-----	Expense	64,765,664.35	5,009,855.60	23,239,576.24	35.88%	41,526,088.11	33,363,025.44	8,163,062.67
-----	General Purpose School Fund	-2,608,546.00	1,102,124.04	-1,703,152.00	35.28%	-905,394.00	-33,363,025.44	32,457,631.44
Grand Revenue Totals		62,157,118.35	6,111,979.64	21,536,424.24	34.65%	40,620,694.11		40,620,694.11
Grand Expense Totals		64,765,664.35	5,009,855.60	23,239,576.24	35.88%	41,526,088.11	33,363,025.44	8,163,062.67
Grand Totals		2,608,546.00	1,102,124.04	1,703,152.00	65.29%	905,394.00	33,363,025.44	32,457,631.44
		Loss	Profit	Loss		Loss	Loss	Profit

Number of Accounts: 1264

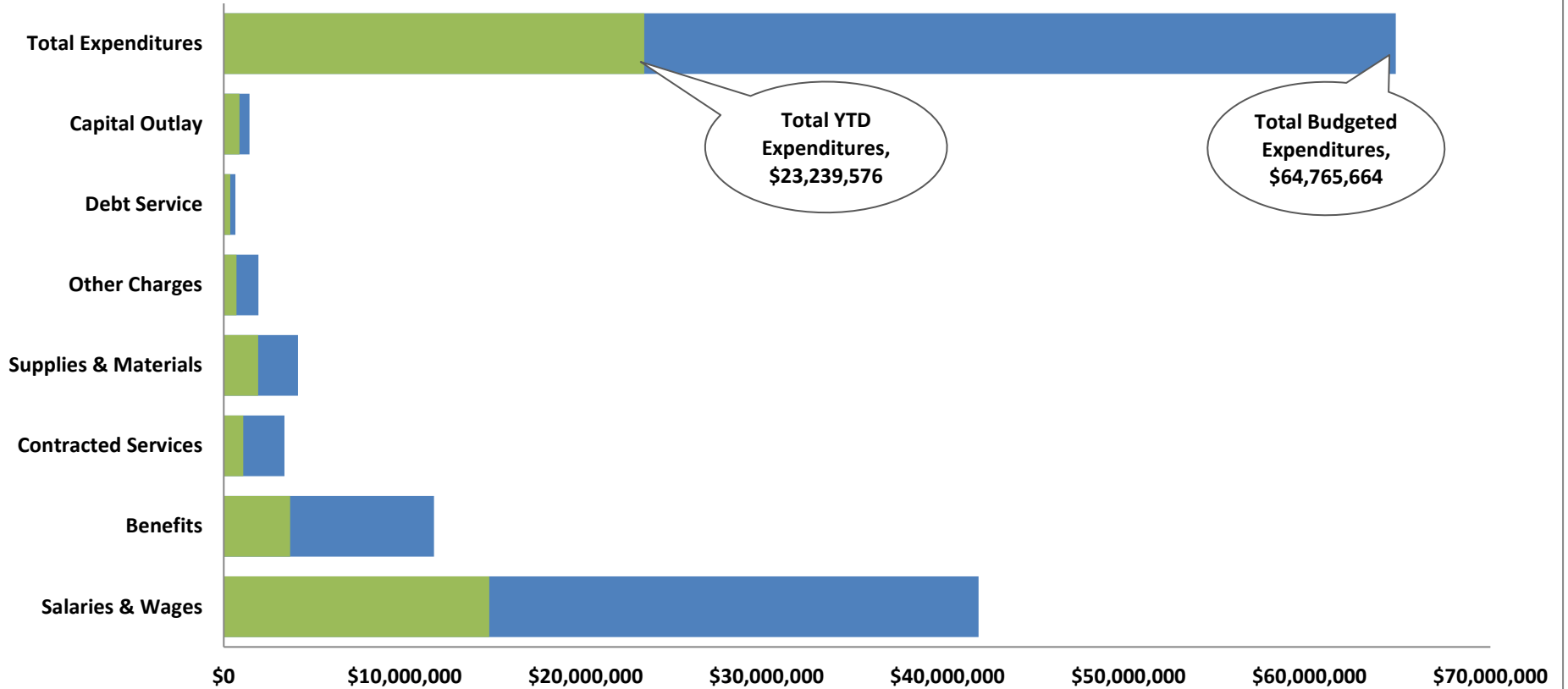
***** End of report *****

General Fund Revenue Budget to Actual Summary - November, 2022



	LOCAL TAXES	CHARGES FOR CURRENT SERVICES	OTHER LOCAL REVENUES	STATE OF TENNESSEE	FEDERAL GOVERNMENT	OTHER SOURCES (NON-REVENUE)	Total Revenue
Percent of Budget	23.00%	58.39%	51.97%	39.38%	8.26%	41.21%	34.65%
Year-To-Date	4,627,770.10	176,631.16	176,982.65	10,083,653.41	8,644.02	6,462,742.90	\$21,536,424
FYTD Budget	20,121,344.00	302,500.00	340,575.00	25,604,711.35	104,600.00	15,683,388.00	\$62,157,118

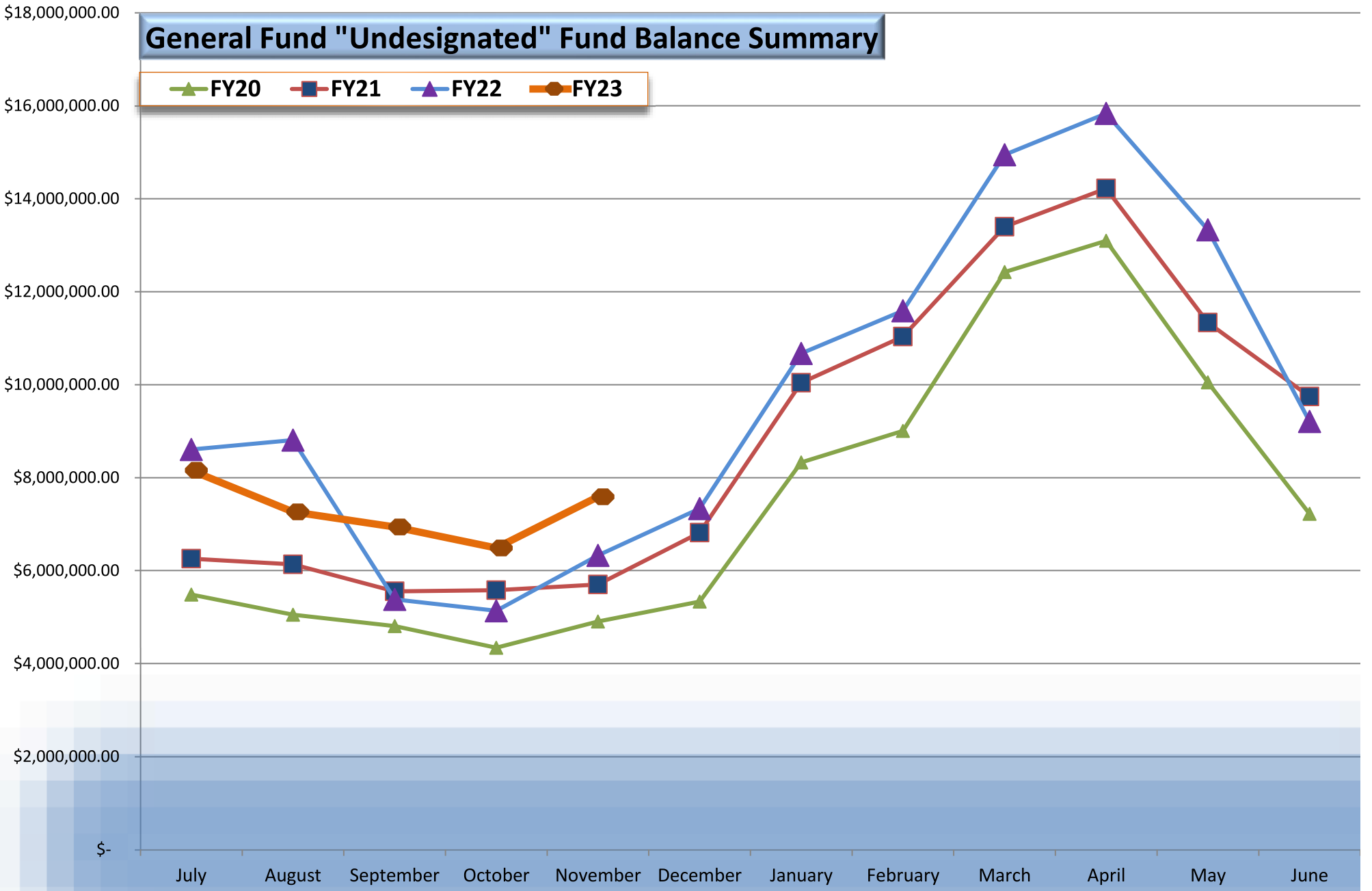
General Fund Expenditure Budget to Actual Summary by Object November, 2022



	Salaries & Wages	Benefits	Contracted Services	Supplies & Materials	Other Charges	Debt Service	Capital Outlay	Total Expenditures
■ FYTD %	35.16	31.62	25.87	44.79	29.03	55.28	44.11	35.88%
■ FYTD Activity	14,667,037.45	3,673,238.82	1,074,781.59	1,895,294.96	707,919.01	356,086.96	865,217.45	\$23,239,576
■ FYTD Revised Bdgt	41,717,595.98	11,618,320.10	3,348,041.23	4,096,066.98	1,919,784.11	644,205.00	1,421,650.95	\$64,765,664

General Fund "Undesignated" Fund Balance Summary

FY20 FY21 FY22 FY23



Acct	Acct	2022-23 FYTD Budget	November 2022-23 Monthly Activity	2022-23 Year-To-Date	2022-23 Percent of Budget	2022-23 Variance from Bud	Encumbered Amount	Unencumbered Balance Remaining
142	School Federal Projects							
R	Revenue							
47131	Vocational Program Improvement	130,654.24	2,783.53	29,908.33	22.89%	100,745.91		100,745.91
47141	Title I	1,155,093.06	75,001.44	226,058.42	19.57%	929,034.64		929,034.64
47143	Special Education Grants	1,308,702.05	75,037.72	222,431.68	17.00%	1,086,270.37		1,086,270.37
47145	Special Ed Pre-School Grants	40,634.91	2,586.08	7,755.12	19.08%	32,879.79		32,879.79
47146	English Lang Acq Grants	20,399.15	7,532.78	7,532.78	36.93%	12,866.37		12,866.37
47147	Title IV Part B, 21st Century	159,405.79	11,263.30	24,960.06	15.66%	134,445.73		134,445.73
47189	Title II	187,021.12	8,384.26	71,462.48	38.21%	115,558.64		115,558.64
47307	COVID-19 Grant B	476,304.00	21,715.00	208,260.99	43.72%	268,043.01		268,043.01
47309	COVID-19 Grant D	30,000.00		30,000.00	100.00%			
47310	COVID-19 Grant E	470,771.04	11,166.02	224,989.89	47.79%	245,781.15		245,781.15
47401	ESSER 3.0	3,710,369.99	137,945.17	662,194.33	17.85%	3,048,175.66		3,048,175.66
47402	American Rescue Plan	204,963.44	6,383.63	13,056.02	6.37%	191,907.42		191,907.42
47403	American Rescue Plan PreK	16,510.39	1,725.24	5,175.72	31.35%	11,334.67		11,334.67
47404	ARP Homeless Grant	49,185.66	689.81	1,428.84	2.90%	47,756.82		47,756.82
47590	Other Federal Through State	1,005,917.82	68,952.03	111,268.24	11.06%	894,649.58		894,649.58
47990	Other Direct Fedral Revenue	1,065,944.34	26,650.13	245,953.94	23.07%	819,990.40		819,990.40
-----	Revenue	10,031,877.00	457,816.14	2,092,436.84	20.86%	7,939,440.16		7,939,440.16
E	Expense							
71100	Regular Instruction Prgm	2,441,330.93	75,815.83	704,274.22	28.85%	1,737,056.71	490,422.69	1,246,634.02
71200	Special Education Prgm	1,279,327.70	87,109.54	306,698.15	23.97%	972,629.55	605,304.39	367,325.16
71300	Career/Technical Education Prg	561,701.24	28,015.56	277,173.44	49.35%	284,527.80	111,845.59	172,682.21
71900	Contingency	391,125.20				391,125.20		391,125.20
72120	Health Services	271,920.18	11,677.28	74,525.69	27.41%	197,394.49	73,438.82	123,955.67
72130	Other Student Support	688,122.15	11,285.89	103,605.16	15.06%	584,516.99	112,786.51	471,730.48
72210	Regular Inst. Support	1,800,089.80	98,585.36	499,436.13	27.75%	1,300,653.67	576,648.76	724,004.91
72220	Special Education Support	363,580.88	16,875.44	74,126.49	20.39%	289,454.39	134,389.00	155,065.39
72230	Career & Technical Prg Support	5,000.00	-121.16	650.88	13.02%	4,349.12		4,349.12
72250	Technology Services	6,500.00	2,072.40	4,169.40	64.14%	2,330.60	2,883.60	-553.00
72510	Fiscal Services	46,200.00		11,440.00	24.76%	34,760.00		34,760.00
72710	Transportation	365,428.66	2,656.36	3,558.52	0.97%	361,870.14		361,870.14
73300	Community Services	1,209,080.48	90,129.68	386,890.44	32.00%	822,190.04	520,249.24	301,940.80
76100	Regular Capital Outlay	263,619.00		115,618.99	43.86%	148,000.01		148,000.01
99100	Transfers Out	338,850.78				338,850.78		338,850.78

Acct	Acct	2022-23 FYTD Budget	November 2022-23 Monthly Activity	2022-23 Year-To-Date	2022-23 Percent of Budget	2022-23 Variance from Bud	Encumbered Amount	Unencumbered Balance Remaining
145	Other Education Funds							
R	Revenue							
44990	Other Local Revenues	35,000.00	3,750.00	11,350.00	32.43%	23,650.00		23,650.00
46590	Other State Education Funds	120,151.65		18,696.24	15.56%	101,455.41		101,455.41
49800	Transfers In	79,501.00				79,501.00		79,501.00
-----	Revenue	234,652.65	3,750.00	30,046.24	12.80%	204,606.41		204,606.41
E	Expense							
72130	Other Student Support	18,177.00	-17,810.86	1,157.76	6.37%	17,019.24	6,460.03	10,559.21
72620	Maintenance of Plant	90,540.00				90,540.00	69,022.24	21,517.76
73300	Community Services	125,935.65	27,922.40	46,184.81	36.67%	79,750.84	59,328.59	20,422.25
-----	Expense	234,652.65	10,111.54	47,342.57	20.18%	187,310.08	134,810.86	52,499.22
-----	Other Education Funds		-6,361.54	-17,296.33	16.49%	17,296.33	-134,810.86	152,107.19
			=====	=====	=====	=====	=====	=====
146	Extended School Program							
R	Revenue							
43581	Community Services Fees Child	363,430.00	36,785.00	199,831.00	54.98%	163,599.00		163,599.00
-----	Revenue	363,430.00	36,785.00	199,831.00	54.98%	163,599.00		163,599.00
E	Expense							
73300	Community Services	398,430.00	31,632.19	138,006.96	34.64%	260,423.04	151,737.37	108,685.67
99100	Transfers Out	10,000.00				10,000.00		10,000.00
-----	Expense	408,430.00	31,632.19	138,006.96	33.79%	270,423.04	151,737.37	118,685.67
-----	Extended School Program	-45,000.00	5,152.81	61,824.04	43.77%	-106,824.04	-151,737.37	44,913.33

Acct	Acct	2022-23 FYTD Budget	November 2022-23 Monthly Activity	2022-23 Year-To-Date	2022-23 Percent of Budget	2022-23 Variance from Bud	Encumbered Amount	Unencumbered Balance Remaining
146	Extended School Program							
=====								
Grand Revenue Totals		12,997,516.65	582,350.44	3,081,033.84	23.70%	9,916,482.81		9,916,482.81
Grand Expense Totals		13,342,516.65	519,698.61	3,308,818.85	24.80%	10,033,697.80	3,034,615.04	6,999,082.76
Grand Totals		345,000.00	62,651.83	227,785.01	66.02%	117,214.99	3,034,615.04	2,917,400.05
		Loss	Profit	Loss		Loss	Loss	Profit

Number of Accounts: 613

***** End of report *****

Combined Fund Balance and YTD Operating Statement Summary

November, 2022

Description	General Fund 141	Federal Fund 142	Food Service Fund 143	Special Fund 145	ECC Fund 146
Beginning Fund Balance July 1, 2022	14,913,924.06	0.00	1,925,793.59	26,611.48	147,838.44
Plus YTD Revenue per books 11/30/22	21,536,424.24	2,092,436.84	758,719.76	30,046.24	199,831.00
Less YTD Expenditures per books 11/30/22	(23,239,576.24)	(2,562,167.51)	(561,301.81)	(47,342.57)	(138,006.96)
Revenues Over (Under) Expenditures as of 11/30/22	(1,703,152.00)	(469,730.67)	197,417.95	(17,296.33)	61,824.04
Ending Fund Balance per books as of 11/30/22	13,210,772.06	(469,730.67)	\$2,123,211.54	9,315.15	209,662.48

Fund Balance Restricted/Committed/Assigned Status

Encumbrances and Deferred Revenue	\$ -		\$ 106,926.50		
Inventory					
Restricted for Career Ladder Program	-3.89				
Restricted for Operation of Non-Instructional Services			1,716,285.04		209,662.48
Committed for Other Purposes (Vehicles- ERR Fund)	0.00				
Committed for Other Purposes (Device Replacement)	3,000,000.00				
Assigned for Instruction- Coordinated School Health	2,438.99				
Assigned for other local grants					
Assigned for Instruction - Education Foundation Grant					
Assigned for Instruction (APSI-ORHS)	11,079.95				
Assigned for Support Services FRC Local Funds (56)				9,315.15	
Nonspendable-Prepaid Expenditures					
Assigned to Balance FY23 Budget	2,608,546.00	0.00	300,000.00		
Unassigned Fund Balance 11/30/22	\$ 7,588,711.01	-469,730.67	0.00	0.00	
Total Fund Balance 11/30/22	13,210,772.06	\$ (469,730.67)	\$ 2,123,211.54	\$9,315.15	\$ 209,662.48