

Regular Board of Education Meeting

September 23, 2019 6:00 PM

Robert J. Smallridge School Administration Building

I. Call to Order

II. Pledge of Allegiance and Program

III. Approval of Agenda

IV. Special Reports/Presentations

A. Good News

B. Volunteer Recognitions

C. OR 2020 Presentation - Goal 2

V. Public Forum

VI. Consent Agenda

A. Board Minutes: 8/26/19

VII. Items for Action

A. Board Policy 5.106 Application and Employment - Second Reading

B. Board Policy 1.101 Role of the Board of Education - Second Reading

C. Board Policy 1.2021 Boardsmanship Code of Conduct - Second Reading

D. Board Policy 1.202 Duties of Board Members - Second Reading

E. Board Policy 4.605 Graduation Requirements - Second Reading

F. Board Policy 4.700 Testing Programs - Second Reading

G. Board Policy 6.200 Attendance - First Reading

H. Board Policy 6.300 Code of Conduct - First Reading

I. Board Policy 6.506 Students from Military Families - First Reading

J. FY'20 Budget Transfer #1 - Second Reading

K. Formal Approval of the Addition of 1.0 ELL Teacher Position

L. ORHS Orchestra Field Trip to New York City

M. ORHS D & D Club

N. ORHS Launch X Club

O. FY19 Internal School Funds Audit/Individual School Locations

P. Relocation of the Early Childhood Education Play Center

VIII. Items for Information

A. Enrollment Report

B. Attendance Report

C. Financial Reports

D. Read to be Ready Summer Camp

IX. Items for Discussion

X. Old Business

XI. New Business

XII. Communications

XIII. Adjournment

Oak Ridge Board of Education

Monitoring: Review: Annually, in February	Descriptor Term: Application and Employment	Descriptor Code: 5.106	Issued Date: 08/27/18
		Rescinds: 5.106	Issued: 09/28/15 01/26/15 12/01/09

1 APPLICATION

2 An individual desiring a position with the Oak Ridge Schools shall make application to the system on
3 forms developed by the district. To ensure the safety and welfare of students and staff, the district shall
4 require criminal history background checks and fingerprinting of applicants for teaching positions and
5 any other positions that require proximity to children.¹ If applying for a teaching position, the District
6 shall also check the applicant's license status in the State Board of Education's database to determine if
7 there is a hold on that applicant's license, and if so, the reasoning behind the hold.²

8 Knowingly falsifying information shall be sufficient grounds for termination of employment and shall
9 also constitute a Class A misdemeanor which must be reported to the District Attorney General for
10 prosecution.³

11 Any costs incurred to perform these background checks and fingerprinting shall be paid by the district.⁴

12 *Professional Employees*

13 The application must include degrees and credits earned at the colleges or universities attended along
14 with references from persons such as previous employers, college professors, and supervisors of student
15 teachers. Other information shall include whether such applicant has been dismissed for cause from a
16 school system.⁵ If previously employed by a local board of education, the applicant shall provide
17 evidence of acceptable resignation.

18 No person shall be employed:

- 19 1. Who does not hold a valid license to teach from the State Board of Education;⁶
- 20 2. Who has been identified by the Department of Children's Services as a perpetrator of child
21 abuse, severe child abuse, child sexual abuse, or child neglect, or who poses an immediate
22 threat to the health, safety, or welfare of children;⁷
- 23 3. Who is listed on the state's abuse of vulnerable persons registry maintained by the Department
24 of Health;⁷
- 25 4. Who does not present a physician's certificate showing a satisfactory health record or has any
26 contagious or communicable disease in such form that might endanger the health of school
27 children;⁸
- 28 5. Who refuses to take and subscribe to an oath to support the Constitution of the State of
29 Tennessee and of the United States of America;⁹
- 30 6. Who fails to make a full disclosure of any prior criminal record and any prior dismissals from
31 employment for cause; or

1 7. Who does not receive a satisfactory background check.¹⁰

2

3 *Support Employees*

4 No person shall be employed:

- 5 1. Who has any contagious or communicable disease in such form that might endanger the health
- 6 of the children;⁸
- 7 2. Who has been identified by the Department of Children's Services as a perpetrator of child
- 8 abuse, severe child abuse, child sexual abuse, or child neglect, or who poses an immediate
- 9 threat to the health, safety, or welfare of children;⁷
- 10 3. Who is listed on the state's abuse of vulnerable persons registry maintained by the Department
- 11 of Health;⁷
- 12 4. Who has not complied with the Immigration Reform and Control Act of 1986;¹¹
- 13 5. Who fails to make a full disclosure of any prior criminal record and any prior dismissals from
- 14 employment for cause; or
- 15 6. Who does not receive a satisfactory background check.¹⁰

16 *Administrative Positions Requiring Oak Ridge Residency*

17 Because of the need for persons in administrative positions who have direct contact with students to be

18 thoroughly familiar with the community and to be available beyond the regular day, the following

19 administrative positions~~s~~ will require residency within the City of Oak Ridge:

- 20 ■ Superintendent
- 21 ■ Principals
- 22 ■ ~~Executive Director of School Leadership~~
- 23 ■ ~~Director of Pupil Services~~
- 24 ■ ~~Executive Director of Teaching and Learning~~
- 25 ■ ~~Principals~~
- 26 ■ ~~Assistant Principals~~

27 In addition, the following administrative positions will require residency within the City of Oak Ridge,

28 Anderson County, or any county that adjoins Anderson County; should they be relocating to our region

29 for the position they were hired for:

- 30 ● Principals
- 31 ● Executive Director of School Leadership
- 32 ● Executive Director of Teaching and Learning
- 33 ● Assistant Principals

34 Should a newly hired administrator have extenuating circumstances that prevent them from residing in

35 the City of Oak Ridge, an appeal to the Superintendent/School Board is permissible.

36 Any present employee who requests and receives a transfer to a full-time administrative position shall

37 be subject to this policy. The Superintendent may give a person hired under this policy up to one year

38 from the effective date of his/her contract to move into the city. Any further extension of the residency

1 requirement may be recommended by the superintendent to the Board of Education for approval. The
 2 residency requirement will be included in all vacancy advertisements of required administrative
 3 positions and included in the individual's employment contract.

4 All persons hired under this policy will be subject to adhere to all tuition regulations/policies.
 5 Specifically, hired employees under this policy may register their children in Oak Ridge City Schools
 6 with tuition waived with proof of housing contract. Tuition will be waived for a 60-day period from the
 7 effective date of the employment contract in accordance with Board Policy.

8 **EMPLOYMENT**

9 *Licensed Employees*

10 After checking references and receiving written recommendations, the superintendent may hire and
 11 assign qualified applicants.

12 *Initial Employment*

13 Upon initial employment, the superintendent shall notify such person, in writing, of the offer and
 14 conditions of employment. Upon receipt of employment notification, such person shall have fourteen
 15 (14) days to accept or reject, in writing, the offered employment.¹ From the date of the written
 16 acceptance, such person is considered to be under employment with the Board and is subject to all rights,
 17 privileges and duties.

18 *Support Employees*

19 After checking references and receiving written recommendations from principals and/or supervisors,
 20 the superintendent may hire and assign qualified applicants.

1.

Legal References

1. TCA 49-5-406
2. State Board of Education Policy 5.501
3. TCA 49-5-406 (a)(2)(A)
4. TCA 49-5-413(c)
5. Public Acts of 2018, Chapter No. 938
6. TCA 49-5-403; TCA 49-5-101
7. TCA 49-5-413(e)
8. TCA 49-5-404; TRR/MS 0520-01-03-.08(2)(f)
9. TCA 49-5-405
10. Public Acts of 2018, Chapter No. 1006
11. Immigration Reform and Control Act of 1986; Pub.
L. No. 99-603, 100 Stat. 3359

Cross References

- Orientation and Probation 5.107
- Compensation Guides & Contracts 5.110
- Background Investigations 5.118
- Recommendations and File Transfers 5.203
- Qualifications and Duties of the Director of Schools 5.802

Oak Ridge Board of Education

Monitoring: Review: Annually, in September	Descriptor Term: Role of the Board of Education	Descriptor Code: 1.101	Issued Date:
		Rescinds:	Issued: <u>04/28/14</u>

~~The Board will be guided by the general mandatory powers and duties of the Board as defined through statute¹ which state or imply that a local Board of Education has full power to operate the local public schools as it deems fit in compliance with state and federal mandates. The Board functions only when in session.~~

~~The Board sees these as its required functions:~~

~~1. **Policy Oversight:**^{1,2} The Board shall develop a policy manual and employ a chief school administrator who shall carry out its policies through the development and implementation of administrative procedures. The Board shall regularly evaluate the effectiveness of its policies and their implementation.~~

~~2. **Educational Planning:**³ The Board shall require reliable information from responsible sources which enable it and the staff to work toward the continuous improvement of the educational program.~~

~~3. **Fiscal Planning:**⁴ The Board shall adopt a budget to provide the necessary funding in terms of buildings, staff, materials and equipment to enable the school system to carry out its functions.~~

~~4. **Promotion:** The Board shall keep the local community informed about the school system, its accomplishments, and its actions and build public support for the schools by involving the public in the planning process.~~

~~The Board shall strive to provide the best educational opportunities possible for all children.~~

~~The Board shall exercise its powers through the enactment of policies for the organization and operation of the school system. The Board shall delegate the administration of the schools to the director of schools.~~

Legal References

- ~~1. TCA 49-2-203~~
- ~~2. TCA 49-2-207~~
- ~~3. TCA 49-1-302(a)(3); TRR/MS 0520-2-1-.01~~
- ~~4. TCA 49-2-203(10)(A)(i)~~

Cross References

- ~~Policy Development & Adoption 1.600
Administrative Procedures 1.601
School District Goals 1.700
Annual Operating Budget 2.200~~

1 The Board will oversee the operation of the school district in compliance with state and federal laws.¹

2 The Board will function only when in session. The Board's required functions include, but are not
3 limited, to the following:

4 **GENERAL**

5 1. To develop and adopt a strategic plan in consultation with the Director of Schools;²

6
7 2. To adopt all policies required by state or federal law;³

8
9 3. To approve school zones;⁴

10
11 4. To approve the district calendar;⁵

12
13 5. To adopt district safety plans;⁶

14
15 6. To approve the closure of facilities, if needed;¹

16
17 7. To approve an insurance provider;¹ and

18
19 8. To approve/modify the agenda at the beginning of the board meeting.¹

20 **FISCAL**

21 1. To approve and adopt the budget;¹

22
23 2. To approve purchases outside the budget on a case-by-case basis in accordance with board
24 policy;¹

25
26 3. To approve budget transfers;⁷

27
28 4. To adopt the district salary schedule;⁸

29
30 5. To approve a differentiated pay plan;⁹

31
32 6. To approve funding for the district maintenance plan and capital requests;¹

33
34 7. To approve the location and scope of new building projects;¹ and

35
36 8. To approve bids.¹

37 **INSTRUCTION AND STUDENTS**

38 1. To adopt the curriculum;¹
39

- 1 2. To adopt textbooks;¹⁰
- 2
- 3 3. To review student disciplinary issues appealed to the Board and make a final determination;¹¹
- 4
- 5 4. To authorize or prohibit the use of corporal punishment;¹²
- 6
- 7 5. To approve or deny admission of students expelled from other school districts;¹³ and
- 8

9 **PERSONNEL**

- 10 1. To employ and evaluate the Director of Schools;¹
- 11
- 12 2. To grant tenure to eligible teachers;¹⁴ and
- 13
- 14 3. To dismiss tenured teachers.¹⁵

Legal References

- 1. TCA 49-2-203
- 2. TRR/MS 0520-01-03-.03(14); State Board of Education Policy 2.101; TCA 49-1-613
- 3. TCA 49-2-207
- 4. TCA 49-6-403(c)
- 5. TCA 49-6-3004
- 6. TCA 49-6-804(a)
- 7. OP Tenn. Atty. Gen. 83-464 (Oct 26, 1983)
- 8. TCA 49-3-306(a)
- 9. TCA 49-3-306(h)
- 10. TCA 49-6-2207(a)(1)
- 11. TCA 49-6-3401(c)(4)(C)
- 12. TCA 49-6-4104
- 13. TCA 49-6-3401(f)
- 14. TCA 49-5-504(b); TCA 49-2-203(a)(1)
- 15. TCA 49-5-511

Cross References

- Duties of Board Members 1.202
- Policy Development & Adoption 1.600
- Administrative Procedures 1.601
- School District Goals 1.700
- School District Planning 1.701
- Annual Operating Budget 2.200

Oak Ridge Board of Education

Monitoring: Review: Annually, in September	Descriptor Term: <u>Boardmanship Code of Ethics</u>Boardmanship Code of Conduct	Descriptor Code: <u>1.1061.2021</u>	Issued Date: Click here to enter a date.
		Rescinds: Article III	Issued: <u>04/28/14</u> 08/20/2007

1 ~~The Board adopts these standards as recommended by the Tennessee School Boards Association as a~~
2 ~~guide to its members as they provide educational leadership for the youth of our state.~~

3 ~~ARTICLE I. MY RELATIONS TO THE CHILDREN~~

4 ~~Section 1. I will at all times think in terms of "children first," always determining how my actions~~
5 ~~and decisions will affect the education and training of children.~~

6 ~~Section 2. I will seek to provide equal educational opportunities for all children regardless of~~
7 ~~ability, race, color, sex, creed or location of residence.~~

8 ~~ARTICLE II. MY RELATIONS TO MY COMMUNITY~~

9 ~~Section 1. I will endeavor to appraise fairly both the present and future educational needs of the~~
10 ~~community and to support improvements as finances permit.~~

11 ~~Section 2. I will represent at all times the entire school community and refuse to represent special~~
12 ~~interests or partisan politics.~~

13 ~~Section 3. I will endeavor to keep the community informed about the progress and needs of the~~
14 ~~schools.~~

15 ~~ARTICLE III. MY RELATIONS TO TEACHERS AND PERSONNEL~~

16 ~~Section 1. I will support the employment of those persons best qualified to serve as employees and~~
17 ~~insist on a regular and impartial evaluation of all staff.~~

18 ~~Section 2. I will support and protect personnel in performance of their duties.~~

19 ~~Section 3. I will not criticize employees publicly but will make such criticism to the director of~~
20 ~~schools for investigation and action if necessary.~~

21 ~~ARTICLE IV. MY RELATIONS WITH OTHER BOARD MEMBERS~~

22 ~~Section 1. I will recognize that authority rests only with the Board in official meetings and that the~~
23 ~~individual member has no legal status outside of such meetings.~~

1 ~~Section 2. — I will refuse to make promises as to how I will vote on a matter that will come before~~
2 ~~the Board.~~

3 ~~Section 3. — I will make decisions only after a complete discussion of items at a board meeting.~~

4 ~~Section 4. — I will respect the opinion of other members and will accept the principle of “majority~~
5 ~~rule.”~~

6 ~~ARTICLE V. MY RELATIONS WITH THE DIRECTOR OF SCHOOLS~~

7 ~~Section 1. — I will support the full administrative authority as well as responsibility for the director~~
8 ~~of schools to properly discharge all professional duties.~~

9 ~~Section 2. — I will hold the director of schools accountable for working with staff and requiring them~~
10 ~~to work within the framework of policies set up by the Board.~~

11 ~~Section 3. — I will refer all complaints and concerns to the director of schools.~~

12 ~~ARTICLE VI. MY RELATIONS TO MYSELF~~

13 ~~Section 1. — I will educate myself about my duties and responsibilities and current educational issues~~
14 ~~by individual study and through participation in programs providing needed information, such as those~~
15 ~~sponsored by my state and national school boards associations.~~

16 ~~Section 2. — I will avoid conflicts of interest, and I will refrain from using my position on the Board~~
17 ~~for personal or partisan gain.~~

18

1
2
3
4
5
6
7
8
9
10
11
12
13
14
15
16
17
18
19
20
21
22
23
24
25
26

~~**OAK RIDGE SCHOOLS CODE OF ETHICS**~~
~~**CONFLICT OF INTEREST DISCLOSURE STATEMENT**~~

~~**Instructions:** This form is for reporting personal interests required to be disclosed under Section 3 of the Code of Ethics of this school district. Officials and employees are required to disclose personal interests in matters that affect or would lead a reasonable person to infer that it would affect the exercise of discretion of an official or employee.~~

~~1. Date of disclosure: _____~~

~~2. Name of official or employee: _____~~

~~3. Office and position: _____~~

~~4. Description of personal interest (describe below in detail):~~

~~Signature of official or employee~~

~~Witness Signature~~

1 The Board adopts these standards as recommended by the Tennessee School Boards Association as a
2 guide to its members as they provide educational leadership for the youth of our state.

3 MY RELATIONS TO THE CHILDREN

4 1. I will at all times think in terms of “children first,” always determining how my actions and
5 decisions will affect the education and training of children.

6
7 2. I will seek to provide equal educational opportunities for all children.

8 MY RELATIONS TO MY COMMUNITY

9 1. I will endeavor to appraise fairly both the present and future educational needs of the
10 community and to support improvements as finances permit.

11
12 2. I will represent at all times the entire school community and refuse to represent special interests
13 or partisan politics.

14
15 3. I will endeavor to keep the community informed about the progress and needs of the schools.

16 4. I will represent the Board and the school district to the public in such a way as to promote both
17 interest and support.

18
19 5. I will refer to other board members, staff, students, and the public with respect when using
20 social media.

21 MY RELATIONS TO TEACHERS AND PERSONNEL

22 1. I will support the employment of those best qualified to serve as employees and insist on a
23 regular and impartial evaluation of all staff.

24
25 2. I will support and protect personnel in performance of their duties.

26
27 3. I will not criticize employees publicly but will express any relevant concerns to the Director of
28 Schools for investigation and action if necessary.

29 MY RELATIONS WITH OTHER BOARD MEMBERS

30 1. I will understand that the Board makes decisions as a team and that individual board members
31 may not commit the Board to any action.

32 2. I will accept the will of the majority vote in all cases and give support to the resulting action.

33 3. I will work harmoniously with other board members without trying to dominate the Board or
34 neglect my share of the work.

1 4. I will refuse to make promises as to how I will vote on a matter that will come before the
2 Board.

3
4 5. I will make decisions only after a complete discussion of items at a board meeting.
5

6 MY RELATIONS WITH THE DIRECTOR OF SCHOOLS

7 1. I will support the full administrative authority as well as responsibility for the Director of
8 Schools to properly discharge all professional duties.

9
10 2. I will hold the Director of Schools accountable for working with staff and requiring them to
11 work within the framework of policies set up by the Board.

12
13 3. I will understand that the Board sets the standards for the school district through policy and that
14 board members do not manage the district on a day-to-day basis.

15
16 4. I will refer all complaints and concerns to the Director of Schools and abstain from individual
17 counsel and action in regard to staff members.

18 MY RELATIONS TO MYSELF

19 1. I will uphold the integrity and independence of the position.

20
21 2. I will become familiar with federal and state education laws and school board policies.

22
23 3. I will educate myself about my duties and responsibilities and current educational issues by
24 individual study and through participation in programs providing needed information.

25
26 4. I will continually advocate for the goals of the school district.

27 5. I will vote and act impartially for the good of the school district.

28
29 6. I will avoid conflicts of interest, and I will refrain from using my position on the Board for
30 personal or partisan gain.

31
32 7. I will attend all board meetings and become informed concerning the issues to be considered at
33 those meetings.

34
35 8. I will model civility to students, employees, and all elements of the community by encouraging
36 the free expression of opinion by all board members and engaging in respectful dialogue with
37 fellow board members on matters being considered by the Board.

38

Oak Ridge Board of Education

Monitoring: Review: Annually, in September	Descriptor Term: Duties of Board Members	Descriptor Code: 1.202	Issued Date:
		Rescinds:	Issued: <u>04/28/14</u>

- 1 ~~The duties of an individual board member shall be as follows:~~
- 2 ~~1. To become familiar with education laws, rules and regulations of the State Board of Education~~
- 3 ~~and the State Department of Education, and school board policies;~~
- 4 ~~2. To participate in State mandated board training;¹~~
- 5 ~~3. To have a general knowledge of the educational aims and objectives of the system;~~
- 6 ~~4. To work harmoniously with other board members without trying either to dominate the Board~~
- 7 ~~or neglect his/her share of the work;~~
- 8 ~~5. To vote and act impartially for the good of the school system;~~
- 9 ~~6. To accept the will of the majority vote in all cases and give support to the resulting action;~~
- 10 ~~7. To represent the Board and the school system to the public in such a way as to promote both~~
- 11 ~~interest and support; and~~
- 12 ~~8. To refer complaints to the director of schools and to abstain from individual counsel and action~~
- 13 ~~in regard to staff members.~~

Legal References

1. ~~TCA 49-2-202(a)(5); TRR/MS 0520-1-2-11~~

Cross References

Role ~~of~~ the ~~Board~~ 1.101
Ethics 1.106

15 The duties of an individual board member are as follows:

16 1. To take the oath to discharge faithfully the duties of the office;¹

17 2. To participate in State-mandated board training;²

- 1 3. To recognize that the Board is required to comply with the Open Meetings Law³ and that the
- 2 Board only has authority to make decisions at official board meetings;
- 3
- 4 4. To understand that board members will receive information that is confidential per state or
- 5 federal law and cannot be shared;
- 6
- 7 5. To adhere to the Boardsmanship Code of Conduct; and
- 8
- 9 6. To adhere to the Oak Ridge Schools Board of Education Code of Ethics.⁴

Legal References

- 1. TCA 49-2-202(b)
- 2. TCA 49-2-202(a)(6); TRR/MS 0520-01-02-.11
- 3. TCA 8-44-102 et seq.
- 4. TCA 8-17-103

Cross References

- Role of the Board of Education 1.101
- Boardsmanship Code of Conduct 1.1021
- Code of Ethics 1.106

Board Policy 4.605

Board Policy 4.605 has been moved back to first reading due to the addition of the elective focus (lines 9-16). Current State Board Policy 2.103 outlines the requirements of the elective focus graduation requirement as follows:

(1)(r) Students shall complete three (3) credits in an elective focus. All students shall pursue a focused program of study designed to prepare them for the workforce and postsecondary study. The intent of the elective focus is to provide students with an opportunity to explore a particular academic area in greater depth.

i. The elective focus may be CTE, science and math, humanities, fine arts, AP/IB, Cambridge, or other areas approved by the local board of education. Students completing a CTE elective focus shall complete three (3) credits in the same CTE career cluster or state- approved program of study.

The addition to Board Policy 4.605 expands the AP/IB elective focus to include dual credit and dual enrollment course offerings. This will allow students to take advantage of dual credit and dual enrollment courses without risk to graduation.

Oak Ridge Board of Education

Monitoring: Review: Annually, in November	Descriptor Term: Graduation Requirements	Descriptor Code: 4.605	Issued Date: 04/23/18
		Rescinds: II-6	Issued: <u>04/23/18</u> 11/24/14

1 *General*

2 The program of studies shall include areas required by the State Board of Education.

3 Before high school graduation, every student shall:¹

4 1. Achieve the specified twenty-two (22) units of credit;

5 2. Take the required end of course exams;

6 3. Have satisfactory records of attendance and conduct;

7 4. Take the ACT or SAT prior to graduation;² and

8 5. ~~Complete~~Pass a United States civics test.³

9 6. Complete three (3) credits in an elective focus. The elective focus may be:

10 a. AP

11 b. Dual Enrollment

12 c. Dual Credit

13 d. Fine Arts

14 e. Humanities

15 f. Science and Math

16 g. CTE

17 5-

18 **SPECIAL EDUCATION STUDENTS⁴**

19 Special education students who earn the prescribed twenty-two (22) credit minimum shall be awarded a
20 regular high school diploma.

21 *Special Education Diploma*

22 A special education diploma shall be awarded to students who have not met the requirements for a regular
23 high school diploma,⁵ but have:

24 1. Completed four (4) years of high school;

25 2. Made satisfactory progress on their IEP; and

26 3. Maintained satisfactory records of attendance and conduct.

27 *Occupational Diploma*

1 Special education students who do not meet the requirements for a regular high school diploma may be
2 awarded an occupational diploma if the student has:^{1,4}

- 3 1. Completed at least four (4) years of high school;
- 4 2. Made satisfactory progress on their IEP;
- 5 3. Maintained satisfactory records of attendance and conduct;
- 6 4. Completed the occupational diploma Skills, Knowledge, and Experience Mastery Assessment
7 (SKEMA); and
- 8 5. ~~Two~~ **Completed** ~~two~~ (2) years of paid or non-paid work experience.

9 The decision to attain an occupational diploma shall be made at the conclusion of the student's 10th grade
10 year or two (2) academic years prior to the expected graduation date.

11 Students who have received a special education diploma or an occupational diploma shall continue to
12 make progress towards a regular high school diploma until the end of the school year in which they turn
13 twenty-two (22) years old.

14 *Alternate Academic Diploma*

15 Special education students who do not meet the requirements for a regular high school diploma may be
16 awarded an alternate academic diploma if the student has:⁴

- 17 1. Completed at least four (4) years of high school;
- 18 2. Participated in the high school alternate assessments;
- 19 3. Earned the prescribed twenty-two (22) credit minimum;
- 20 4. Made satisfactory progress on their IEP;
- 21 5. Maintained satisfactory records of attendance and conduct; and
- 22 6. Completed a transition assessment that measures postsecondary education and training,
23 employment, independent living, and community involvement.

24 **STUDENT LOAD**

25 All full time students in grades 9-12 shall be enrolled each semester in subjects that produce a minimum
26 of five (5) units of credit for graduation per year. Students with hardships and gifted students may appeal
27 this requirement to the Superintendent or designee and then to the board.⁶

28 **EARLY GRADUATION**⁷

29 High school students shall be permitted to complete an early graduation program. Students intending to
30 graduate early shall inform the school principal of this intent prior to the beginning of 9th grade or as
31 soon thereafter as the intent is known.

32 In order to graduate early, students must meet the following requirements:

- 33 1. Earn the required eighteen (18) credits;
- 34 2. Achieve a benchmark score for each required end-of-course exam;
- 35 3. Attain a cumulative GPA of at least 3.2 on a 4.0 scale;
- 36 4. Meet the minimum ACT or SAT benchmark score;

- 1 5. Obtain a qualifying benchmark score on a world language proficiency assessment; and
- 2 6. Complete at least two (2) types of the following courses:
- 3 a. AP;
- 4 b. IB;
- 5 c. Dual enrollment; or
- 6 d. Dual credit.

7 The Superintendent or designee shall develop administrative procedures to ensure that the early
 8 graduation program is conducted in accordance with state law.

Legal References

- ~~1. TCA 49-6-6001; State Board of Education Policy 2.103~~
- ~~2. TCA 49-6-6001(b); State Board of Education Policy 2.103~~
- ~~3. TCA 49-6-408; State Board of Education Policy 2.103~~
- ~~4. TRR/MS 0520-01-03-.06(1)(a); State Board of Education Policy 2.103~~
- ~~5. TCA 49-6-6005; State Board of Education Policy 2.103~~
- ~~6. TRR/MS 0520-01-03-.03(6)~~
- ~~7. TCA 49-6-8303; State Board of Education Policy 2.103~~

Cross References

- ~~Basic Curriculum Program 4.201~~
~~Honor Roll, Awards, & Class Ranking 4.602~~

Legal References

- ~~1. TCA 49-6-6001; State Board of Education Policy 2.103~~
- ~~2. TCA 49-6-6001(b); State Board of Education Policy 2.103~~
- ~~3. TCA 49-6-408; Public Acts of 2019, Chapter No. 442; State Board of Education Policy 2.103~~
- ~~4. TRR/MS 0520-01-03-.06(1)(a); State Board of Education Policy 2.103~~
- ~~5. TCA 49-6-6005; State Board of Education Policy 2.103~~
- ~~6. TRR/MS 0520-01-03-.06(1)(a)(7)~~
- ~~7. TCA 49-6-8303; State Board of Education Policy 2.103~~

Cross References

- ~~Basic Curriculum Program 4.201~~
~~Alternative Credit Options 4.209~~
~~Honor Roll, Awards, & Class Ranking 4.602~~

Oak Ridge Board of Education

Monitoring: Review: Annually, in November	Descriptor Term: <u>Systemwide Testing Programs</u> <u>Testing Programs</u>	Descriptor Code: 4.700	Issued Date: <u>05/21/18</u>
		Rescinds:	Issued: <u>05/21/18</u> <u>01/08/18</u> 05/22/17 01/02/17 06/27/16 01/04/16 11/24/14

1 *General*

2 The Board shall provide for a system-wide testing program which shall be periodically reviewed and
3 evaluated. The purposes of the program shall be to:

- 4 1. Assist in promoting accountability;
- 5 2. Determine the progress of students;
- 6 3. Assess the effectiveness of the instructional program and student learning;
- 7 4. Aid in counseling and guiding students in planning future education and other endeavors;
- 8 5. Analyze the improvements needed in a given instructional area;
- 9 6. Assist in the screening of students with learning difficulties;^{1,2}
- 10 7. Assist in placing students in remedial programs;
- 11 8. Provide information for college entrance and placement; and
- 12 9. Assist in educational research by providing data.²

13 The Superintendent of Schools or designee shall be responsible for planning and implementing the
14 program, which includes:

- 15 1. Determining specific purposes for each test;
- 16 2. Selecting the appropriate test to be given;
- 17 3. Establishing procedures for administering the tests;

4. Making provision for interpreting and disseminating the results;
5. Maintaining testing information in a consistent and confidential manner; and
6. Ensuring that results are obtained as quickly as possible, especially when placement in a special learning program might be necessary.

State-mandated student testing programs shall be undertaken in accordance with procedures published by the State Department of Education.³

WEIGHTING TCAP SCORES

~~TNReady⁴ scores will be included in students' final grade3s for the spring semester as follows:~~

- ~~a) 2017-2018 school year – 15%~~
- ~~b) 2018-2019 school year – 15%~~

TNReady⁴ scores will be included in students' final grades for the spring semester as follows:

Grades 3-8 – 15%

EOC⁵ scores will be included in students' final grades as follows:

Grades 9-12 – 15%

The methodology that is used to change raw scores provided by the state into student grades is called Standard Deviation (10). This method determines how far a given raw score is from the average raw score on the test. In general, students who are within ± 1 standard deviations would score between 75 and 95. Anything above or below one standard deviation would score above 95 or below 75 respectively.

~~EOC⁵ scores will be included in students' final grades as follows:~~

- ~~a) 2017-2018 school year – 15%~~
- ~~b) 2018-2019 school year – 15%~~

~~The methodology that is used to change raw scores provided by the state into student grades is called Standard Deviation (10). This method determines how far a given raw score is from the average raw score on the test. In general, students who are within ± 1 standard deviations would score between 75 and 95. Anything above or below one standard deviation would score above 95 or below 75 respectively.~~

The Superintendent may exclude these scores from students' final grades if scores are not received by the district at least five (5) instructional days before the end of the course.^{4,5} ~~For the 2017-2018 spring semester test administration, scores will only be included in students' grades if they benefit the student.~~

INTEREST INVENTORIES AND CAREER ASSESSMENTS⁶

Interest inventories shall be made available to middle schoolers. These will include assessments such as the Kuder assessment, Myers-Briggs Type Indicator, the ASVAB, or the College Board Career Finder.

1 Career aptitude assessments shall be administered to 8th graders in order to inform the student's high
 2 school plan of study.

3 **TESTING INFORMATION AND PARENTAL CONSENT**

4 Any test directly concerned with measuring student ability or achievement through individual or group
 5 psychological or socio-metric tests shall not be administered by or with the knowledge of any employee
 6 of the system without first obtaining written consent of the parents or guardians.²

7 Results of all group tests shall be recorded on the students' permanent records and shall be made
 8 available to appropriate personnel in accordance with established procedures.⁶⁷

9 No later than July 31 of each year, the Board shall publish on its website information related to state
 10 and board mandated tests that will be administered during the school year. The information shall
 11 include:⁷⁸

- 12
- 13 1. The name of the test;
- 14 2. The purpose and use of the test;
- 15 3. The grade or class in which the test will be administered;
- 16 4. The tentative date or dates that the test will be administered; and
- 17 5. The time and manner in which parents and students will be notified of the results of the test.
- 18 6. How parents can access the questions and answers on their student's state-required test.
- 19 7. If a district-mandated test, how the test complements and enhances student instruction and
 20 learning and how it serves a purpose distinct from state-required tests.

21 Testing information shall also be placed in student handbooks or other school publications that are
 22 provided to parents on an annual basis.
 23
 24

Legal References

1. TCA 49-10-108
2. 20-USCS-1232(g)
3. TRR/MS 0520-01-03-.03(9)
4. Public Chapter 192; TCA 49-1-617(b)
5. TRR/MS 0520-01-03-.06(1)(e)(2)
6. TCA 10-7-504
7. 1. TCA 49-6-6007; SBOE Policy 2.103

Cross References

Student Records 6.600

Legal References

1. TCA 49-10-108
2. 20 USCA § 1232(g)
3. TRR/MS 0520-01-03-.03(7); TRR/MS 0520-01-03-.06(1)(b)
4. TCA 49-1-617; State Board of Education Policy 2.102
5. TRR/MS 0520-01-03-.06(1)(b); State Board of Education Policy 2.103; TCA 49-1-617
6. Public Acts of 2019, Chapter No. 108
7. TCA 10-7-504
8. TCA 49-6-6007; State Board of Education Policy 2.102; State Board of Education Policy 2.103

Cross References

- Student Surveys, Analyses, and Evaluations 6.4001
Student Records 6.600

Oak Ridge Board of Education

Monitoring: Review: Annually, in April	Descriptor Term: <h2 style="margin: 0;">Attendance</h2>	Descriptor Code: 6.200	Issued Date: 08/27/18
		Rescinds: 6.200	Issued: <u>08/27/18</u> <u>09/28/15</u> <u>02/25/13</u>

1 Attendance is a key factor in student achievement and therefore, students are expected to be present
 2 each day school is in session. The Superintendent of Schools/designee shall develop appropriate
 3 administrative procedures to implement this policy.

4
 5 The attendance supervisor shall oversee the entire attendance program which shall include: ¹

- 6
- 7 1. All accounting and reporting procedures and their dissemination;
- 8 2. Alternative program options for students who severely fail to meet minimum attendance
- 9 requirements;
- 10 3. Ensuring that all school age children attend school;
- 11 4. Providing documentation of enrollment status upon request for students applying for new or
- 12 reinstatement of driver's permit or license; and
- 13 5. Notifying the Department of Safety whenever a student with a driver's permit or license
- 14 withdraws from school. ²
- 15

16 Student attendance records shall be given the same level of confidentiality as other student records. Only
 17 authorized school officials with legitimate educational purposes may have access to student information
 18 without the consent of the student or parent(s)/guardian(s). ³

19
 20 Absences shall be classified as either excused or unexcused as determined by the principal/designee.

21
 22 Excused absences shall include:⁴

- 23 1. Personal illness/injury;
- 24 2. Verifiable family emergency;
- 25 3. Death in the family;
- 26 4. Extreme weather conditions;
- 27 5. Religious observances;⁵
- 28 6. College visits;
- 29 7. Pregnancy;
- 30 8. School sponsored or school endorsed activities⁶
- 31 9. Summons, subpoena, or court order; or
- 32 10. Circumstances which in the judgment of the principal create emergencies over which the
- 33 student has no control.
- 34
- 35

1

~~2 Non-School Sponsored Extracurricular Activities:~~~~3 A school principal may excuse a student from school attendance to participate in a non-school
4 sponsored extracurricular activity if the following conditions are met:~~

- ~~5 1. The student provides documentation to the school as proof of the student's participation in the
6 non-school sponsored extracurricular activity;
7 2. The student's parent, custodian, or other person with legal custody or control of the student,
8 prior to the extracurricular activity, submits to the principal or the principal's designee a written
9 request for the excused absence. The written request shall be submitted no later than seven (7)
10 business days prior to the student's absence; and
11 3. The principal or the principal's designee approves, in writing, the student's participation in the
12 non-school sponsored extracurricular activity.~~

13 The principal shall be responsible for ensuring that: ⁷⁶

- 14 1. Attendance is checked and reported daily for each class;
- 15 2. Daily absentee sheets contain sign in/sign out sheets and indicate students present or absent
16 for the majority of the day;
- 17 3. All student absences are verified;
- 18 4. Written excuses are submitted for absences and tardiness; and
- 19 5. System-wide procedures for accounting and reporting are followed.

20

21 **TRUANCY**

22

23 *General*

24

25 Annually, the Superintendent of Schools/designee will provide written notice to parent(s)/guardian(s)
26 that attendance at school is required. Students shall be present at least fifty percent (50%) of the
27 scheduled school day in order to be counted present. Students may attend part-time days, alternating
28 days, or for a specific amount of time as indicated in their Individualized Education Plan or 504 Plan
29 and shall be considered present for school attendance purposes.⁸ If a student is required to participate
30 in a remedial instruction program outside of the regular school day where there is no cost to the
31 parent(s)/guardian(s) and the school system provides transportation, unexcused absences from these
32 programs shall be reported in the same manner.⁹⁷

33

34 A student who is absent five (5) days without adequate excuse shall be reported to the Superintendent
35 of Schools/designee who will, in turn, provide written notice to the parent(s)/guardian(s) of the
36 student's absence. If a parent does not provide documentation within adequate time excusing those
37 absences, or request an attendance hearing, then the Superintendent of Schools/designee shall
38 implement the progressive truancy intervention plan described below prior to referral to juvenile court.

39

40 *Progressive Truancy Intervention Plan*¹⁰⁸

41

42 Prior to referral to juvenile court, the following progressive truancy intervention plan will be
43 implemented.

Tier I

Tier I of the progressive truancy intervention plan shall include the following:

1. A conference with the student and the student's parent(s)/guardian(s);
2. An attendance contract, based on the conference, signed by the student, the parent(s)/guardian(s), and an attendance supervisor or designee. The contract shall include:
 - a. A specific description of the school's attendance expectations for the student;
 - b. The period for which the contract is effective; and
 - c. Penalties for additional absences and alleged school offenses, including additional disciplinary action and potential referral to juvenile court; and
3. Regularly scheduled follow-up meetings to discuss the student's progress.

Tier II

If a student accumulates additional unexcused absences in violation of the attendance contract in Tier I, the student will be subject to Tier II.

Under this tier, a school employee shall conduct an individualized assessment detailing the reasons a student has been absent from school. The employee may refer the student to counseling, community-based services, or other services to address the student's attendance problems.

Tier III

This tier shall be implemented if the truancy interventions under Tier II are unsuccessful.

These interventions shall be determined by a team formed at each school. The interventions shall address student needs in an age-appropriate manner. Finalized plans shall be approved by the Superintendent of Schools/designee.

NON-SCHOOL SPONSORED EXTRACURRICULAR ACTIVITY⁹

A principal/designee may excuse a student to participate in non-school sponsored extracurricular activities. The principal shall document the approval in writing and shall excuse no more than ten (10) absences each school year. No later than seven (7) business days prior to the student's absence, the student shall provide documentation to the school as proof of the student's participation along with a written request for the excused absence from the student's parent/guardian. The request shall include the following:

1. Student's name and personal identification number;

1 2. Student's grade;

2
3 3. The dates of the student's absence;

4
5 4. The reason for the student's absence; and

6
7 5. The signatures of the student and parent/guardian.

8
9
10 **RELEASED TIME COURSE¹⁰**

11
12 A principal/designee may excuse a student to attend a course in religious moral instruction for up to
13 one (1) class period per school day. Students shall not be excused during any class which requires an
14 examination for state or federal accountability purposes.

15
16 The student shall submit a written consent form signed by the student's parent/guardian prior to
17 participation in the released time course. The principal/designee shall document the approval in
18 writing. The student shall provide documentation to the principal/designee as proof of the student's
19 participation in the released time course.

20
21 The district shall not be responsible for transporting students to and from the place of instruction.

22
23 Upon submission of the student's transcript from the entity that provided the released time course, the
24 student may be awarded one-half (1/2) unit of elective credit.

25 The Superintendent of Schools/designee shall develop procedures with secular criteria for determining
26 whether credit shall be awarded.

27
28
29
30 **MILITARY SERVICE OF PARENT/GUARDIAN**

31
32 ~~School principals shall provide students with a one-day excused absence prior to the deployment of and~~
33 ~~a one-day excused absence upon the return of a parent or custodian serving active military service.~~

34
35 ~~Principals shall also allow up to ten (10) excused cumulative absences per year for students to visit a~~
36 ~~parent/guardian during a deployment cycle. The student shall provide documentation to the school as~~
37 ~~proof of his/her parent's/guardian's deployment. Students shall be permitted to make up schoolwork~~
38 ~~missed during the these absences.¹¹~~

39
40 **MAKE-UP WORK**

41 Make up work for excused or unexcused absences must be requested by the student or parent no later
42 than three (3) days after returning to school.

43 **STATE-MANDATED TESTS/END OF COURSE EXAMS**

1
2 Students who are absent the day of the scheduled End of Course Exams must present a signed doctor's
3 excuse or must have been given an excused release by the principal prior to testing to receive an excused
4 absence. Students who have excused absences will be allowed to take a make-up exam. Excused
5 students will receive an incomplete in the course until they have taken the End of Course Exam.

6
7 Students who have an unexcused absence shall receive a failing grade on the EOC exam which shall be
8 averaged into their final grade.

9 10 **CREDIT/PROMOTION DENIAL**

11
12 Credit/promotion denial determinations may include student attendance, however, student attendance
13 may not be the sole criterion.¹²¹ If attendance is a factor prior to credit/promotion denial, the following
14 shall occur:

- 15
16 1. Parents and students shall be advised if a student is in danger of credit/promotion denial due
17 to excessive absenteeism.
- 18 2. Procedures in due process are available to the student when credit or promotion is denied.

19 20 **DRIVER'S LICENSE REVOCATION**²

21
22 More than ten (10) consecutive or fifteen (15) reported unexcused absences by a student during any
23 semester renders a student ineligible to retain a driver's permit or license or to obtain such if of age.

24
25 In order to qualify for reclaiming a driver's permit or license, the student must make a passing grade in
26 at least three (3) full unit subjects or their equivalency at the conclusion of a subsequent grading period.

27 28 **ATTENDANCE HEARING**¹³²

29
30 Students with excessive (more than five (5)) unexcused absences or those in danger of credit/promotion
31 denial shall have the opportunity to appeal to an attendance hearing committee appointed by the
32 principal. If the student chooses to appeal, the student or his/her parent(s)/guardian(s) shall be provided
33 written or actual notice of the appeal hearing and shall be given the opportunity to address the committee.
34 The committee will conduct a hearing to determine if any extenuating circumstances exist to excuse an
35 absence(s) or to determine if the student has met attendance requirements that will allow him/her to pass
36 the course or be promoted. Upon notification of the attendance committee decision, the principal shall
37 send written notification to the Superintendent of Schools/designee and the parent(s)/guardian(s) of the
38 student of any action taken regarding the excessive unexcused absences. The notification shall advise
39 parent(s)/guardian(s) of their right to appeal such action within two (2) school days to the Superintendent
40 of Schools/designee.

41
42
43 The appeal shall be heard no later than ten (10) school days after the request for appeal is received.

44
45 Within five (5) school days of the Superintendent of schools/designee rendering a decision, the student's
46 parent(s)/guardian(s) may request a hearing by the Board, and the Board shall review the record.

- 1 Following the review, the Board may affirm or overturn the decision of the Superintendent of
 2 schools/designee. The action of the Board shall be final.
 3
 4 The Superintendent of schools/designee shall ensure that this policy is posted in each school building
 5 and disseminated to all students, parents, teachers and administrative staff.

Legal References

- ~~1. TRR/MS 0520-01-03-.08(1)(a); TCA 49-6-3006~~
- ~~2. TCA 49-6-3017(e)~~
- ~~3. TCA 10-7-504; 20 USCA § 1232g~~
- ~~4. TRR/MS 0520-01-02-.17(1)(c)~~
- ~~5. TRR/MS 0520-01-03-.03(15); TCA 49-6-2904(b)(5)~~
- ~~6. TN Department of Education, *Student Membership and Attendance Procedures Manual* (2017)~~
- ~~7. TN Department of Education, *Student Membership and Attendance Procedures Manual* (2017); TCA 49-6-3007; Public Acts of 2018, Chapter No. 958~~
- ~~8. TN Department of Education, *Student Membership and Attendance Procedures Manual* (2017)~~
- ~~9. TCA 49-6-3021~~
- ~~10. TCA 49-6-3007; TCA 49-6-3009; Public Acts of 2018, Chapter No. 958~~
- ~~11. TCA 49-6-3019~~
- ~~12. TCA 49-2-203(b)(7)~~
- ~~13. TRR/MS 0520-01-02-.17~~

Legal References

1. TRR/MS 0520-01-03-.08(1)(a); TCA 49-6-3006
2. TCA 49-6-3017(c)
3. 20 USCA § 1232g
4. TRR/MS 0520-01-02-.17(1)(c)
5. TCA 49-6-2904(b)(5)
6. TCA 49-6-3007
7. TCA 49-6-3021
8. TCA 49-6-3007; TCA 49-6-3009
9. TCA 49-6-3022
10. TCA 49-2-130; Public Acts of 2019, Chapter No. 272
11. TCA 49-2-203(b)(7); TCA 49-6-3002(b)
12. TRR/MS 0520-01-02-.17

Cross References

- School Calendar 1.800
Extracurricular Activities 4.300
Interscholastic Athletics 4.301
Field Trips/Excursions/Competitions 4.302
Reporting Student Progress 4.601
Promotion and Retention 4.603
Recognition of Religious Beliefs, Customs, & Holidays 4.803
Voluntary Pre-K Attendance 6.2011
Students in Foster Care 6.505
Student Records 6.600

Cross References

- School Calendar 1.800
Extracurricular Activities 4.300
Interscholastic Athletics 4.301
Field Trips/Excursions/Competitions 4.302
Reporting Student Progress 4.601
Promotion and Retention 4.603
Recognition of Religious Beliefs, Customs, & Holidays 4.803
Voluntary Pre-K Attendance 6.2011
Students in Foster Care 6.505
Students from Military Families 6.506
Student Records 6.600

Oak Ridge Board of Education

Monitoring: Review: Annually, in April	Descriptor Term: Code of Conduct	Descriptor Code: 6.300	Issued Date: 08/27/18
		Rescinds: III-26	Issued: 08/27/18 09/28/15

1

2 The Board delegates to the Superintendent of Schools/designee the responsibility of developing
3 specific codes of conduct which are appropriate for each level of school. Codes of conduct for
4 students in pre-kindergarten or kindergarten shall utilize alternative disciplinary practices such as
5 positive behavior intervention strategies. Exclusionary discipline shall only be used as a measure of
6 last resort. The development of each code shall involve principals and faculty members of each level
7 and shall be consistent with the relevant policies as adopted by the Board.¹

8 The following levels of misbehavior and disciplinary procedures and options are standards designed to
9 protect all members of the educational community in the exercise of their rights and duties and to
10 maintain a safe learning environment where orderly learning is possible and encouraged.² These
11 misbehaviors apply to student conduct on school buses, on school property, and while students are on
12 school sponsored outings. Staff members shall ensure that disciplinary measures are implemented in a
13 manner that:³

14 1. Balances accountability with an understanding of traumatic behavior;

15

16 2. Teaches school and classroom rules while reinforcing that violent or abusive behavior is not
17 allowed at school;

18

19 3. Minimizes disruptions to education with an emphasis on positive behavioral supports and
20 behavioral intervention plans;

21

22 4. Creates consistent rules and consequences; and

23

24 5. Models respectful, non-violent relationships.

25 In order to ensure that these goals are accomplished, the school district shall utilize the following
26 trauma-informed discipline practices: restorative practices, multi-tiered system of supports, behavior
27 intervention plans, grade level lunch bunch meetings, and parent/student conferences regarding
28 expectations for positive behavior.

29

1 **MISBEHAVIORS: LEVEL I**

2 This level includes minor misbehavior on the part of the student which impedes orderly classroom
3 procedures or interferes with the orderly operation of the school but which can usually be handled by
4 an individual staff member.

5 *Examples (not an exclusive listing)*

- 6 • Classroom disturbances
- 7 • Classroom tardiness
- 8 • Cheating and lying
- 9 • Abusive language
- 10 • Non-defiant failure to do assignments or carry out directions
- 11 • Wearing, while on the grounds of a public school during the regular school day,
12 clothing that exposes underwear or body parts in an indecent manner that disrupts the
13 learning environment³
- 14 • Victimization of any student (Harassment (Sexual, Racial, Ethnic, Religious), Bullying,
15 Cyber-bullying, and/or Hazing)

16 *Disciplinary Procedures*

- 17 • Staff member intervenes immediately.
- 18 • Staff member determines what offense was committed and its severity.
- 19 • Staff member determines who committed the offense and if he/she understands the
20 nature of the offense.
- 21 • Staff member employs appropriate disciplinary options.
- 22 • The record of the offense and disciplinary action shall be maintained by the staff
23 member.

24 *Disciplinary Options*

- 25 • Verbal reprimand
- 26 • Special assignment
- 27 • Restricting activities
- 28 • Assigning work details
- 29 • Counseling
- 30 • Withdrawal of privileges
- 31 • Issuance of demerits
- 32 • Strict supervised study
- 33 • Detention
- 34 • ~~Corporal punishment~~
- 35 • In-school suspension
- 36 • After-school detention
- 37 • Parent conferences

38 **MISBEHAVIORS: LEVEL II**

1 This level includes misbehavior whose frequency or seriousness tends to disrupt the learning climate of
2 the school. These misbehaviors do not represent a direct threat to the health and safety of others but
3 have educational consequences serious enough to require corrective action on the part of
4 administrative personnel.

5 *Examples (not an exclusive listing)*

- 6 • Continuation of unmodified Level I behaviors
- 7 • School or class tardiness
- 8 • Using forged notes or excuses
- 9 • Disruptive classroom behavior

10 *Disciplinary Procedures*

- 11 • The student is referred to the principal for appropriate disciplinary action.
- 12 • The principal meets with the student and teacher.
- 13 • The principal hears the accusation made by the teacher and allows the student the
14 opportunity to explain his/her conduct.
- 15 • The principal takes appropriate disciplinary action and notifies the teacher of the action.
- 16 • The record of offense and disciplinary action shall be maintained by the principal.

17 *Disciplinary Options*

- 18 • Teacher/schedule change
- 19 • Modified probation
- 20 • Behavior modification
- 21 • Social probation
- 22 • Peer counseling
- 23 • Referral to outside agency
- 24 • In-school suspension
- 25 • Transfer
- 26 • Detention
- 27 • Suspension from school-sponsored activities or from riding school bus
- 28 • ~~Corporal punishment~~
- 29 • Out-of-school suspension (not to exceed ten (10) days)
- 30 • Tiered, behaviour support plans and meeting with the student/parent

31 **MISBEHAVIORS: LEVEL III**

32 This level includes acts directly against persons or property but whose consequences do not seriously
33 endanger the health or safety of others in the school.

34 *Examples (not an exclusive listing)*

- 35 • Continuation of unmodified Level I and II behaviors
- 36 • Fighting

- 1 • Vandalism (minor)
- 2 • Use, possession, sale, distribution, and/or being under the influence of tobacco, drugs,
- 3 drug paraphernalia, and/or alcohol
- 4 • Stealing
- 5 • Threats to others
- 6 • Victimization of any student (Harassment (Sexual, Racial, Ethnic, Religious), Bullying,
- 7 Cyber-bullying, and/or Hazing)

8 *Disciplinary Procedures*

- 9 • The student is referred to the principal for appropriate disciplinary action.
- 10 • The principal meets with the student and teacher.
- 11 • The principal hears the accusation and allows the student the opportunity to explain
- 12 his/her conduct.
- 13 • The principal takes appropriate disciplinary action.
- 14 • The principal may refer incident to the Director of Schools and make recommendations
- 15 for consequences.
- 16 • If the student’s program is to be changed, adequate notice shall be given to the student
- 17 and his/her parent(s)/guardian(s) of the charges against him, his/her right to appear at a
- 18 hearing, and his/her right to be represented by a person of his/her choosing.
- 19 • Any change in school assignment is appealable to the Board.
- 20 • The record of offense and disciplinary action shall be maintained by the principal.

21 *Disciplinary Options*

- 22 • In-school suspension
- 23 • Detention
- 24 • ~~Corporal punishment~~
- 25 • Restitution from loss, damage, or stolen property
- 26 • Out-of-school suspension not to exceed ten (10) days
- 27 • Social adjustment classes
- 28 • Transfer
- 29 • Referral to Alternative Education Program
- 30 • Tiered Behavior Plans
- 31 • Expulsion

32 **MISBEHAVIORS: LEVEL IV**

33 This level of misbehavior includes acts which result in violence to another’s person or property or
34 which pose a threat to the safety of others in the school. These acts are so serious that they usually
35 require administrative actions which result in the immediate removal of the student from the school,
36 the intervention of law enforcement authorities, and/or action by the Board.

37 If a student’s action poses a threat to the safety of others in the school, a teacher, principal, school
38 employee, or school bus driver may use reasonable force when necessary to prevent bodily harm or
39 death to another person.

1 *Examples (not an exclusive listing)*

- 2 • Continuation of unmodified Level I, II, and III behaviors
- 3 • Death threat (hit list)
- 4 • Extortion
- 5 • Bomb threat
- 6 • Possession/use/transfer of dangerous weapons*
- 7 • Assault that results in bodily injury upon any teacher, principal, administrator, any other
- 8 employee of the school, or a school resource officer*
- 9 • Aggravated assault*
- 10 • Vandalism
- 11 • Theft/possession/sale of stolen property
- 12 • Arson
- 13 • Possession of unauthorized substances (i.e. any controlled substance, controlled
- 14 substance analogue, or legend drug)*
- 15 • Use/transfer of unauthorized substances
- 16 • Victimization of any student (Harassment (Sexual, Racial, Ethnic, Religious), Bullying,
- 17 Cyber-bullying, and/or Hazing)
- 18 • Electronic threat to cause bodily injury or death to another student or school employee*

19 *Disciplinary Procedures*

- 20 • The principal confers with appropriate staff members and with the student.
- 21 • The principal hears the accusations and allows the student the opportunity to explain
- 22 his/her conduct.
- 23 • The parent(s)/guardian(s) are notified.
- 24 • Law enforcement officials are contacted.
- 25 • The incident is reported, and recommendations are made to the Director of Schools.
- 26 • Complete and accurate reports are submitted to the Director of Schools.
- 27 • The student is given a hearing before the disciplinary hearing authority.

28 *Disciplinary Options*

- 29 • Expulsion
- 30 • Alternative schools
- 31 • Other hearing authority or Board action which results in appropriate placement
- 32 • Referral to appropriate outside community agency, referral to alternative education
- 33 program

34 * Zero tolerance offenses

Legal References

1. TCA 49-6-4005; Public Acts of 2018, Chapter No. 958
2. TCA 49-6-4002 to 4005; 20 USCA § 7114, 7118
3. TCA 49-6-4009

Cross References

- Traffic and Parking Controls 3.403
- Procedural Due Process 6.302
- Student Discrimination, Harassment, Bullying, Cyber-bullying, and Intimidation 6.304
- Bus Safety and Conduct 6.308
- Zero Tolerance Offenses 6.309
- Dress Code 6.310
- Detention 6.315
- Suspension/Expulsion/Remand 6.316
- Safe Relocation of Students 6.4081

1

Legal References

1. TCA 49-6-4005
2. TCA 49-6-4002 to 4005; 20 USCA § 7114, 7118
3. Public Acts of 2019, Chapter No. 421
4. TCA 49-6-4009
5. TCA 49-6-4008

Cross References

- Traffic and Parking Controls 3.403
- Procedural Due Process 6.302
- Student Discrimination, Harassment, Bullying, Cyber-bullying, and Intimidation 6.304
- Bus Safety and Conduct 6.308
- Zero Tolerance Offenses 6.309
- Dress Code 6.310
- Detention 6.315
- Suspension 6.316
- Safe Relocation of Students 6.4081

2

3

4

Click here to choose a school board.

Monitoring: Review: Annually, in April	Descriptor Term: Students from Military Families	Descriptor Code: 6.506	Issued Date:
		Rescinds:	Issued:

1 *General*

2 The Superintendent of Schools/designee shall develop the necessary administrative procedures to
3 ensure that students with parent(s)/guardian(s) in the armed services are identified and that appropriate
4 and available services are provided for these students.¹

5 **RELOCATION OF MILITARY SERVICE MEMBER²**

6 A student who does not currently reside within the school district shall be allowed to enroll if he/she is
7 a dependent child of a service member who is being relocated to Tennessee on military orders. To be
8 eligible for enrollment, the student will need to provide documentation that he/she will be a resident of
9 the school district on relocation.

10 Within 30 days of enrollment, the parent(s)/guardian(s) of the student shall provide proof of residency
11 within the school district.

12 **ABSENCES**

13 Principals shall provide students with a one (1) day excused absence prior to the deployment of and a
14 one (1) day excused absence upon the return of a parent/guardian serving active military service.

15 Principals shall also allow up to ten (10) excused cumulative absences per year for students to visit a
16 parent/guardian during a deployment cycle. The student shall provide documentation to the school as
17 proof of his/her parent's/guardian's deployment. Students shall be permitted to make up school work
18 missed during these absences.³

Legal References

1. State Board of Education Policy 2.103
2. Public Acts of 2019, Chapter No. 138
3. TCA 49-6-3019

Cross References

- Attendance 6.200
School Admissions 6.203



Oak Ridge Schools

OFFICE OF
Finance Director

Telephone (865) 425-9004

MEMORANDUM

To: Dr. Bruce Borchers, Superintendent of Schools
From: Pat Smith, Finance Director *Pat*
Subject: **FY'20 Budget Transfer #1**
Date: August 16, 2019

The attached FY'20 Budget Transfer #1 includes the following budget transfer requests for Board of Education approval:

- All routine budget transfers and revisions from July 1, 2019 through August 14, 2019 (routine transfers, mostly grants) for Board Approval
- Blankenship Field Electrical Upgrades (from contingency)
- Preschool Building Technology Cabling Project (from Contingency)

The attached FY20 Current Revised Budget Summary provides an overview of the FY20 Revised Budget once these transfers have been approved by the Board of Education.

FY 20 FYTD Budget Summary - Budget Transfer #1

Fund	FY20 Original Approved Budget	Budget Transfer #1	FY20 Revised	Budget Total
Fund 141 (General Fund)	\$ 59,204,638.00	\$ 1,000.35	\$	59,205,638.35
Fund 142 (Federal)	\$ 3,861,611.00	\$ -	\$	3,861,611.00
Fund 143 (Food Service)	\$ 2,358,891.00		\$	2,358,891.00
Fund 145 (Other Education)	\$ 181,848.00	\$ (1,000.35)	\$	180,847.65
Fund 146 (Extended Child Care)	\$ 473,067.00		\$	473,067.00
TOTAL All Funds	\$ 66,080,055.00	\$ -	\$	66,080,055.00

Fund 141 Budget Transfers

Fund 141 REVENUES	Account Number	Decrease	Increase
Adjust grant budget for Pre-K State Grant to	141 R 46980 000 000 00000 000	\$ -	\$ 728.63
Actual Grant Amount	141 R 46515 000 011 00000 000	\$ 728.63	\$ -
Adjust FRC Grant Budget to Actual Grant Amount (to 141 Contingency)	141 R 46980 000 000 00000 000	\$ -	\$ 1,000.35

Fund 141 EXPENDITURES		Account Number	Increase	Decrease
Adjust Budgeted Amount for Yearly TNRMT Insurance Premium to Align with Actual Cost		141 E 72310 506 000 00000 000	\$ 2,632.00	\$ -
		141 E 72310 508 000 00000 000	\$ 135.00	\$ -
		141 E 72610 501 000 00000 000	\$ 433.00	\$ -
		141 E 72610 502 000 00000 000	\$ 7,673.00	\$ -
		141 E 72710 511 000 00000 000	\$ 2,631.00	\$ -
		141 E 72310 513 000 00000 000	\$ -	\$ 13,504.00
Establish grant budget for Pre-K State Grant to Actual Grant Amount		141 E 73400 116 011 00043 000	\$ -	\$ 22,697.00
		141 E 73400 116 011 00043 031	\$ 19,555.00	\$ -
		141 E 73400 163 011 00043 000	\$ -	\$ 6,139.00
		141 E 73400 201 011 00000 000	\$ -	\$ 817.00
		141 E 73400 201 011 00000 031	\$ 1,361.00	\$ -
		141 E 73400 204 011 00043 000	\$ -	\$ 3,025.00
		141 E 73400 204 011 00043 031	\$ 3,064.00	\$ -
		141 E 73400 206 011 00043 000	\$ -	\$ 73.00
		141 E 73400 206 011 00043 031	\$ 32.00	\$ -
		141 E 73400 207 011 00043 000	\$ -	\$ 5,405.00
		141 E 73400 207 011 00043 031	\$ 4,797.00	\$ -
		141 E 73400 208 011 00043 000	\$ -	\$ 198.00
		141 E 73400 208 011 00043 031	\$ 88.00	\$ -
		141 E 73400 212 011 00043 000	\$ -	\$ 190.00
		141 E 73400 212 011 00043 031	\$ 318.00	\$ -
		141 E 73400 217 011 00043 031	\$ -	\$ 550.00
		141 E 73400 299 011 00043 000	\$ -	\$ 61.00
		141 E 73400 299 011 00043 031	\$ 27.00	\$ -
		141 E 73400 429 011 00043 000	\$ 265.37	\$ -
		141 E 71900 599 000 00000 000	\$ 728.63	\$ -
	141 E 73400 116 000 00000 000	\$ 8,920.00	\$ -	
	141 E 73401 116 000 00000 000	\$ -	\$ 1.00	
Adjust FRC Grant Budget to Actual Grant Amount (from 141 Contingency)		141 E 71900 599 000 00000 000	\$ 1,000.35	\$ -

Transfer for Departmental Cellular Hot Spots to Communications Line	141 E 72250 307 000 00000 000	\$	660.00	\$	-
	141 E 72210 524 000 00068 000	\$	-	\$	220.00
	141 E 73401 399 000 00043 000	\$	-	\$	110.00
	141 E 71200 725 000 00000 000	\$	-	\$	110.00
	141 E 72230 499 000 00078 000	\$	-	\$	110.00
	141 E 72210 499 000 00000 301	\$	-	\$	110.00

Establish Head Start In-Kind Budget	141 E 73401 116 000 00043 031	\$	-	\$	8,278.00
	141 E 73401 116 000 00043 000	\$	8,278.00	\$	-
	141 E 73401 201 000 00043 031	\$	-	\$	1,289.00
	141 E 73401 201 000 00043 000	\$	1,289.00	\$	-
	141 E 73401 204 000 00043 031	\$	-	\$	1,006.00
	141 E 73401 204 000 00043 000	\$	1,006.00		
	141 E 73401 207 000 00043 031	\$	112.00	\$	-
	141 E 73401 207 000 00043 000	\$	-	\$	112.00
	141 E 73401 212 000 00043 031	\$	-	\$	301.00
	141 E 73401 212 000 00043 000	\$	301.00	\$	-
	141 E 73401 312 000 00000 031	\$	45,922.16	\$	-
	141 E 73401 312 000 00000 000	\$	-	\$	45,922.16

Blankenship Field Electrical Upgrades	141 E 76100 707 000 00000 437	\$	32,571.35	\$	-
	141 E 71900 599 000 00000 002	\$	-	\$	32,571.35

Preschool Technology Cabling Project	141 E 76100 707 000 00000 438	\$	35,275.00	\$	-
	141 E 71900 599 000 00000 002	\$	-	\$	35,275.00

TOTAL		\$	179,803.49	\$	179,803.49
--------------	--	----	-------------------	----	-------------------

Fund 142 Budget Transfers

Fund 142 REVENUES	Account Code	Decrease	Increase
Establish Head Start Grant Revenue Budget	142 R 47990 000 030 00000 000	\$ 931,016.00	\$ -
	142 R 47990 000 031 00000 000	\$ -	\$ 818,153.00
	142 R 47590 000 000 00000 000	\$ -	\$ 112,863.00
Adjust Revenue Budget for Carl Perkins Grant	142 R 47590 000 000 00000 000	\$ -	\$ 16.00
	142 R 47131 000 801 00000 000	\$ 16.00	\$ -
Establish Revenue Budget for Carl Perkins Reserve Grant (from Grant Contingency)	142 R 47590 000 000 00000 000	\$ 60,000.00	\$ -
	142 R 47131 000 802 00000 000	\$ -	\$ 60,000.00
Establish Title I Carryover Budget	142 R 47590 000 000 00000 000	\$ 39,440.61	\$ -
	142 R 47141 000 101 00000 000	\$ -	\$ 39,440.61
Establish Read to be Ready Summer Grant	142 R 47590 000 000 00000 000	\$ 20,467.10	\$ -
	142 R 47590 000 720 00000 000	\$ -	\$ 20,467.10
Establish IDEA B Carryover Budget	142 R 47590 000 000 00000 000	\$ 59,562.96	\$ -
	142 R 47141 000 101 00000 000	\$ -	\$ 59,562.96

FUND 142 EXPENDITURES

Increase

Decrease

	142 E 99100 504 801 00000 000	\$	810.23	\$	-
	141 E 72230 524 801 00000 000	\$	-	\$	810.23
Carl Perkins Budget Adjustment to match Eplan Budget	142 E 71300 163 801 00035 000	\$	-	\$	329.50
	142 E 71300 201 801 00035 000	\$	-	\$	8.00
	142 E 71300 212 801 00035 000	\$	3.00	\$	-
	142 E 71300 429 801 00000 000	\$	334.50	\$	-

	142 E 73300 116 031 00043 000	\$	8,770.00	\$	-
	142 E 73300 163 031 00043 000	\$	-	\$	12,321.00
	142 E 73300 189 031 00043 000	\$	-	\$	1.00
	142 E 73300 201 031 00043 000	\$	2,115.00	\$	-
	142 E 73300 204 031 00043 000	\$	1,906.00	\$	-
	142 E 73300 206 031 00043 000	\$	2.00	\$	-
	142 E 73300 207 031 00043 000	\$	-	\$	162.00
Establish Head Start Grant Budget (031)	142 E 73300 208 031 00043 000	\$	17.00	\$	-
	142 E 73300 212 031 00043 000	\$	450.00	\$	-
	142 E 73300 299 031 00043 000	\$	12.00	\$	-
	142 E 73300 348 031 00043 000	\$	300.00	\$	-
	142 E 73300 355 031 00043 000	\$	500.00	\$	-
	142 E 73300 399 031 00043 000	\$	6,508.00	\$	-
	142 E 73300 429 031 00043 000	\$	14,879.00	\$	-
	142 E 73300 499 031 00043 000	\$	2,000.00	\$	-
	142 E 73300 524 031 00043 000	\$	10,370.00	\$	-
	142 E 72510 000 000 00000 000	\$	-	\$	35,345.00

	142 E 73300 399 030 00043 000	\$	5,924.00	\$	-
Establish Head Start Grant Budget (030)	142 E 73300 524 030 00043 000	\$	3,060.00	\$	-
	142 E 72510 000 000 00000 000	\$	-	\$	8,984.00

Establish Budget for Carl Perkins Reserve Grant (from Grant Contingency)	142 E 71300 499 802 00000 000	\$	15,000.00		
	142 E 71300 730 802 00000 000	\$	45,000.00		
	142 E 71900 000 000 00000 000			\$	60,000.00

	142 E 71200 163 911 00043 000	\$	471.42	\$	-
	142 E 71200 201 911 00043 000	\$	73.00	\$	-
	142 E 71200 204 911 00043 000	\$	15.80	\$	-
	142 E 71200 208 911 00043 000	\$	320.00	\$	-
Establish budget for IDEA Preschool Grant	142 E 71200 212 911 00043 000	\$	48.00	\$	-
	142 E 71200 299 911 00043 000	\$	93.00	\$	-
	142 E 71200 725 911 00000 000	\$	1,125.19	\$	-
	142 E 99100 504 911 00000 000	\$	1,622.59	\$	-
	142 E 71200 000 000 00000 000	\$	-	\$	2,928.00
	142 E 99100 000 000 00000 000	\$	-	\$	841.00

	142 E 71900 000 000 00000 000	\$	-	\$	48,127.20
	142 E 71300 163 801 00000 000	\$	329.00	\$	-
	142 E 71300 201 801 00000 000	\$	9.00	\$	-
	142 E 71300 212 801 00000 000	\$	-	\$	3.00
Establish Expenditure Budget for Carl Perkins Grant	142 E 71300 429 801 00000 000	\$	2,000.00	\$	-
	142 E 71300 499 801 00000 000	\$	2,500.00	\$	-
	142 E 71300 730 801 00000 000	\$	20,000.00	\$	-
	142 E 72130 355 801 00000 000	\$	8,000.00	\$	-
	142 E 72130 524 801 00000 000	\$	8,000.00	\$	-
	142 E 72230 524 801 00000 000	\$	5,000.00	\$	-
	142 E 99100 504 801 00000 000	\$	2,292.20	\$	-

	142 E 72210 189 202 00000 000	\$	719.00	\$	-
	142 E 72210 201 202 00000 000	\$	84.00	\$	-
	142 E 72210 204 202 00000 000	\$	-	\$	65.40
	142 E 72210 206 202 00000 000	\$	168.00	\$	-
	142 E 72210 207 202 00000 000	\$	-	\$	68.00
Establish Title IIA Grant Budget	142 E 72210 208 202 00000 000	\$	11.00	\$	-
	142 E 72210 212 202 00000 000	\$	17.00	\$	-
	142 E 72210 299 202 00000 000	\$	23.00	\$	-
	142 E 72210 399 202 00000 000	\$	48,200.00	\$	-
	142 E 72210 524 202 00000 000	\$	39,018.68	\$	-
	142 E 99100 504 202 00000 000	\$	6,855.72	\$	-
	142 E 72210 000 000 00000 000	\$	-	\$	94,963.00

Establish IDEA-B Grant Budget	142 E 71200 116 901 00000 000	\$	40,032.23	\$	-
	142 E 71200 163 901 00000 000	\$	-	\$	3,671.00
	142 E 71200 171 901 00000 000	\$	-	\$	1,736.00
	142 E 71200 201 901 00000 000	\$	13,238.06	\$	-
	142 E 71200 204 901 00000 000	\$	9,669.27	\$	-
	142 E 71200 206 901 00000 000	\$	205.00	\$	-
	142 E 71200 207 901 00000 000	\$	915.00	\$	-
	142 E 71200 208 901 00000 000	\$	-	\$	128.00
	142 E 71200 212 901 00000 000	\$	413.81	\$	-
	142 E 71200 217 901 00000 000	\$	-	\$	530.00
	142 E 71200 299 901 00000 000	\$	-	\$	125.50
	142 E 72220 189 901 00000 000	\$	-	\$	547.17
	142 E 72220 201 901 00000 000	\$	2,622.90	\$	-
	142 E 72220 204 901 00000 000	\$	1,488.59	\$	-
	142 E 72220 207 901 00000 000	\$	-	\$	7,030.31
	142 E 72220 208 901 00000 000	\$	0.40	\$	-
	142 E 72220 212 901 00000 000	\$	137.22	\$	-
	142 E 72220 299 901 00000 000	\$	-	\$	17.10
	142 E 99100 504 901 00000 000	\$	-	\$	54,937.40

Establish Title I Grant Budget	142 E 71100 116 101 00043 000	\$	827.40	\$	-
	142 E 71100 163 101 00043 000	\$	-	\$	2.15
	142 E 71100 163 101 00045 000	\$	1,885.15	\$	-
	142 E 71100 163 101 00015 000	\$	-	\$	1.23
	142 E 71100 163 101 00030 000	\$	-	\$	4,561.29
	142 E 71100 163 101 00050 000	\$	1,313.48	\$	-
	142 E 71100 189 101 00045 000	\$	7,000.00	\$	-
	142 E 71100 189 101 00015 000	\$	2,500.00	\$	-
	142 E 71100 189 101 00030 000	\$	3,000.00	\$	-
	142 E 71100 189 101 00050 000	\$	2,500.00	\$	-
	142 E 71100 195 101 00043 000	\$	16,000.00	\$	-
	142 E 71100 201 101 00043 000	\$	1,459.44	\$	-
	142 E 71100 201 101 00045 000	\$	305.86	\$	-
	142 E 71100 201 101 00015 000	\$	-	\$	0.27

Establish Title I Grant Budget

142 E 71100 201 101 00030 000	\$	-	\$	190.99
142 E 71100 201 101 00050 000	\$	81.40	\$	-
142 E 71100 204 101 00043 000	\$	3,006.47	\$	-
142 E 71100 204 101 00045 000	\$	853.16	\$	-
142 E 71100 204 101 00015 000	\$	1,008.80	\$	-
142 E 71100 204 101 00030 000	\$	-	\$	1,305.00
142 E 71100 206 101 00030 000	\$	31.00	\$	-
142 E 71100 206 101 00045 000	\$	8.50	\$	-
142 E 71100 207 101 00043 000	\$	-	\$	1,869.00
142 E 71100 207 101 00030 000	\$	1,577.00	\$	-
142 E 71100 207 101 00045 000	\$	-	\$	863.00
142 E 71100 208 101 00043 000	\$	1.00	\$	-
142 E 71100 208 101 00045 000	\$	25.75	\$	-
142 E 71100 208 101 00030 000	\$	88.50	\$	-
142 E 71100 212 101 00043 000	\$	341.34	\$	-
142 E 71100 212 101 00045 000	\$	72.29	\$	-
142 E 71100 212 101 00015 000	\$	0.17	\$	-
142 E 71100 212 101 00030 000	\$	-	\$	45.95
142 E 71100 212 101 00050 000	\$	19.21	\$	-
142 E 71100 217 101 00043 000	\$	-	\$	275.00
142 E 71100 217 101 00045 000	\$	-	\$	449.00
142 E 71100 299 101 00043 000	\$	-	\$	42.10
142 E 71100 299 101 00045 000	\$	2.13	\$	-
142 E 71100 299 101 00030 000	\$	24.65	\$	-
142 E 71100 299 101 00015 000	\$	-	\$	6.00
142 E 71100 399 101 00043 000	\$	1.00	\$	-
142 E 71100 429 101 00043 000	\$	1,000.00	\$	-
142 E 71100 429 101 00045 000	\$	2,500.00	\$	-
142 E 71100 429 101 00015 000	\$	2,000.00	\$	-
142 E 71100 429 101 00030 000	\$	2,000.00	\$	-
142 E 71100 429 101 00050 000	\$	2,000.00	\$	-
142 E 72130 189 101 00000 000	\$	-	\$	0.15
142 E 72130 201 101 00000 000	\$	-	\$	0.44
142 E 72130 204 101 00000 000	\$	31.05	\$	-

Establish Title I Grant Budget

142 E 72130 208 101 00000 000	\$	-	\$	355.00
142 E 72130 212 101 00000 000	\$	-	\$	0.47
142 E 72130 499 101 00043 000	\$	200.00	\$	-
142 E 72130 499 101 00045 000	\$	200.00	\$	-
142 E 72130 499 101 00015 000	\$	200.00	\$	-
142 E 72130 499 101 00030 000	\$	200.00	\$	-
142 E 72130 499 101 00050 000	\$	200.00	\$	-
142 E 72130 599 101 00000 000	\$	2,555.81	\$	-
142 E 72210 189 101 00045 000	\$	-	\$	0.35
142 E 72210 189 101 00000 000	\$	-	\$	9,597.62
142 E 72210 201 101 00045 000	\$	60.73	\$	-
142 E 72210 201 101 00000 000	\$	446.93	\$	-
142 E 72210 204 101 00045 000	\$	-	\$	86.38
142 E 72210 204 101 00000 000	\$	1,328.99		
142 E 72210 206 101 00045 000	\$	-	\$	0.50
142 E 72210 206 101 00000 000	\$	-	\$	25.50
142 E 72210 207 101 00000 000	\$	-	\$	16,430.00
142 E 72210 207 101 00045 000	\$	-	\$	230.20
142 E 72210 208 101 00045 000	\$	-	\$	0.20
142 E 72210 208 101 00000 000	\$	-	\$	337.50
142 E 72210 212 101 00045 000	\$	13.90	\$	-
142 E 72210 212 101 00000 000	\$	38.62	\$	-
142 E 72210 299 101 00045 000	\$	-	\$	1.16
142 E 72210 299 101 00000 000	\$	-	\$	72.35
142 E 72210 355 101 00000 000	\$	500.00	\$	-
142 E 72210 355 101 00043 000	\$	500.00	\$	-
142 E 72210 524 101 00043 000	\$	1,000.00	\$	-
142 E 72210 524 101 00045 000	\$	1,000.00	\$	-
142 E 72210 524 101 00015 000	\$	1,000.00	\$	-
142 E 72210 524 101 00030 000	\$	1,000.00	\$	-
142 E 72210 524 101 00050 000	\$	1,000.00	\$	-
142 E 72210 524 101 00000 000	\$	12,200.00	\$	-
142 E 72710 399 101 00045 000	\$	1,000.00	\$	-
142 E 72710 399 101 00015 000	\$	1,000.00	\$	-

Establish Title I Grant Budget	142 E 72710 399 101 00030 000	\$	1,000.00	\$	-
	142 E 72710 399 101 00050 000	\$	1,000.00	\$	-
	142 E 99100 504 101 00000 000	\$	52,928.07	\$	-
	142 E 71100 000 000 00000 000	\$	-	\$	79,474.00
	142 E 72130 000 000 00000 000	\$	-	\$	4,403.00
	142 E 72210 000 000 00000 000	\$	-	\$	13,412.00

Establish Title IV Grant Budget	142 E 72120 189 411 00000 000	\$	-	\$	270.00
	142 E 72120 201 411 00000 000	\$	-	\$	12.00
	142 E 72120 204 411 00000 000	\$	31.00	\$	-
	142 E 72120 206 411 00000 000	\$	3.00	\$	-
	142 E 72120 208 411 00000 000	\$	11.00	\$	-
	142 E 72120 212 411 00000 000	\$	39.00	\$	-
	142 E 72120 217 411 00000 000	\$	-	\$	128.00
	142 E 72120 299 411 00000 000	\$	3.00	\$	-
	142 E 72130 322 411 00000 000	\$	15,000.00	\$	-
	142 E 72210 189 411 00000 000	\$	6,000.00	\$	-
	142 E 72210 201 411 00000 000	\$	375.00	\$	-
	142 E 72210 204 411 00000 000	\$	650.00	\$	-
	142 E 72210 212 411 00000 000	\$	100.00	\$	-
	142 E 72210 399 411 00000 000	\$	9,000.00	\$	-
	142 E 72210 499 411 00000 000	\$	8,500.00	\$	-
	142 E 72210 524 411 00000 000	\$	8,397.26	\$	-
	142 E 72210 599 411 00000 000	\$	4,000.00	\$	-
	142 E 99100 504 411 00000 000	\$	4,072.74	\$	-
	142 E 72210 000 000 00000 000	\$	-	\$	2,584.60
	142 E 72120 000 000 00000 000	\$	-	\$	23.00
142 E 99100 000 000 00000 000	\$	-	\$	53,164.40	

Establish Title III Grant Budget	142 E 72210 499 303 00000 000	\$	6,345.40	\$	-
	142 E 72210 524 303 00000 000	\$	8,000.00	\$	-
	142 E 99100 504 303 00000 000	\$	720.00	\$	-
	142 E 72510 000 000 00000 000	\$	-	\$	15,065.40

	142 E 71100 116 720 00015 000	\$	2,158.75	\$	-
	142 E 71100 116 720 00030 000	\$	1,295.25	\$	-
	142 E 71100 116 720 00045 000	\$	1,870.25	\$	-
	142 E 71100 116 720 00050 000	\$	1,295.25	\$	-
	142 E 71100 201 720 00015 000	\$	133.00	\$	-
	142 E 71100 201 720 00030 000	\$	81.00	\$	-
	142 E 71100 201 720 00045 000	\$	124.00	\$	-
	142 E 71100 201 720 00050 000	\$	81.00	\$	-
	142 E 71100 204 720 00015 000	\$	194.22	\$	-
	142 E 71100 204 720 00030 000	\$	129.50	\$	-
	142 E 71100 204 720 00045 000	\$	187.00	\$	-
	142 E 71100 204 720 00050 000	\$	117.00	\$	-
	142 E 71100 212 720 00015 000	\$	32.00	\$	-
Establish Read to Be Ready Grant Budget	142 E 71100 212 720 00030 000	\$	18.00	\$	-
	142 E 71100 212 720 00045 000	\$	28.00	\$	-
	142 E 71100 212 720 00050 000	\$	20.00	\$	-
	142 E 71100 429 720 00015 000	\$	2,416.52	\$	-
	142 E 71100 429 720 00030 000	\$	1,271.06	\$	-
	143 E 71100 429 720 00045 000	\$	1,949.37	\$	-
	142 E 71100 429 720 00050 000	\$	1,338.17	\$	-
	142 E 72130 499 720 00000 000	\$	110.00	\$	-
	142 E 72210 105 720 00015 000	\$	431.25	\$	-
	142 E 72210 201 720 00015 000	\$	28.69	\$	-
	142 E 72210 204 720 00015 000	\$	42.91	\$	-
	142 E 72210 212 720 00015 000	\$	6.71	\$	-
	142 E 72710 312 720 00000 000	\$	4,168.20	\$	-
	142 E 72710 412 720 00000 000	\$	940.00	\$	-
	142 E 71900 000 000 00000 000	\$	-	\$	20,467.10

	142 E 71100 189 101 00015 000	\$	5,000.00	\$	-
	142 E 71100 189 101 00030 000	\$	5,000.00	\$	-
Establish Title I Carryover Budget	142 E 71100 189 101 00045 000	\$	5,000.00	\$	-
	142 E 71100 189 101 00050 000	\$	5,000.00	\$	-
	142 E 71100 399 101 00043 000	\$	499.00	\$	-

	142 E 71100 429 101 00015 000	\$	500.00	\$	-
	142 E 71100 429 101 00043 000	\$	1,000.00	\$	-
	142 E 71100 429 101 00045 000	\$	500.00	\$	-
	142 E 72130 599 101 00000 000	\$	941.61	\$	-
	142 E 72210 196 101 00000 000	\$	11,200.00	\$	-
Establish Title I Carryover Budget	142 E 72210 524 101 00000 000	\$	-	\$	11,200.00
	142 E 72710 399 101 00015 000	\$	4,000.00	\$	-
	142 E 72710 399 101 00030 000	\$	4,000.00	\$	-
	142 E 72710 399 101 00045 000	\$	4,000.00	\$	-
	142 E 72710 399 101 00050 000	\$	4,000.00	\$	-
	142 E 72710 000 000 00000 000	\$	-	\$	25,000.00
	142 E 99100 000 000 00000 000	\$	-	\$	14,440.61

	142 E 71200 207 901 00000 000	\$	0.60	\$	-
	142 E 72220 189 901 00000 000	\$	2,000.00	\$	-
	142 E 99100 504 901 00000 000	\$	59,562.96	\$	-
Esablish IDEA B Carryover Budget	142 E 72220 000 000 00000 000	\$	-	\$	2,826.00
	142 E 71300 000 000 00000 000	\$	-	\$	26,420.00
	142 E 72230 000 000 00000 000	\$	-	\$	3,500.00
	142 E 73300 000 000 00000 000	\$	-	\$	27,200.97
	142 E 99100 000 000 00000 000	\$	-	\$	1,616.59

TOTAL			\$ 1,782,137.95	\$ 1,782,137.95	
--------------	--	--	------------------------	------------------------	--

Fund 145 Budget Transfers

Fund 145 REVENUES	Account Code	Decrease	Increase
Adjust FRC Grant Budget to Actual Grant Amount (to 141 Contingency)	145 R 46590 000 048 00000 000	\$ 1,000.35	\$ -
Fund 145 EXPENDITURES	Account Code	Increase	Decrease
Adjust FRC Grant Budget to Actual Grant Amount (to 141 Contingency)	145 E 72130 348 048 00000 000	\$ -	\$ 60.00
	145 E 72130 499 048 00000 000	\$ -	\$ 940.00
	145 E 72130 189 048 00000 000	\$ -	\$ 0.35
TOTAL		\$ 1,000.35	\$ 1,000.35

**OAK RIDGE SCHOOLS
FY 2019-20 FYTD BUDGET**

All Funds Summary Revenue

<u>ACCOUNT</u>	<u>2018-2019 Audit Report</u>	<u>2019-2020 Original Budget</u>	<u>2019-2020 Revised Budget</u>	<u>Chg from 2019-2020 Final Budget</u>	<u>Percentage of Increase (Decrease)</u>
30000 Reserves and/or Fund Balances					
39000 Unassigned Fund Balance	450,551	1,866,151	1,866,151	-	0.00%
Total 30000 Reserves and/or Fund Balances	\$ 450,551	\$ 1,866,151	\$ 1,866,151	\$ -	0.00%
40000 Local Revenues					
40110 Current Property Tax	10,592,827	11,048,443	11,048,443	-	0.00%
40210 Local Option Sales Tax	5,879,500	5,787,581	5,787,581	-	0.00%
40275 Mixed Drink Tax	162	250	250	-	0.00%
40280 Mineral Severance Tax	72	250	250	-	0.00%
Total 40000 Local Revenues	\$ 16,472,561	\$ 16,836,524	\$ 16,836,524	\$ -	0.00%
43500 Charges for Current Services					
43511 Tuition - Regular Day Students	239,192	240,000	240,000	-	0.00%
43513 Tuition - Summer School	10,900	12,000	12,000	-	0.00%
43533 Transportation Fees	4,010	10,000	10,000	-	0.00%
Total 43500 Charges for Current Services	\$ 254,102	\$ 262,000	\$ 262,000	\$ -	0.00%
44000 Other Local Revenues					
44110 Interest Earned	174,056	150,000	150,000	-	0.00%
44120 Lease/Rentals	14,059	18,000	18,000	-	0.00%
44170 Miscellaneous Refunds	7,922	2,500	2,500	-	0.00%
44530 Sale of Equipment	42,893	35,000	35,000	-	0.00%
44570 Contributions & Gifts	104,927	200,000	200,000	-	0.00%
44990 Other Local Revenues	84,645	75,000	75,000	-	0.00%
Total 44000 Other Local Revenues	\$ 429,416	\$ 480,500	\$ 480,500	\$ -	0.00%

**OAK RIDGE SCHOOLS
FY 2019-20 FYTD BUDGET**

All Funds Summary Revenue

<u>ACCOUNT</u>	<u>2018-2019 Audit Report</u>	<u>2019-2020 Original Budget</u>	<u>2019-2020 Revised Budget</u>	<u>Chg from 2019-2020 Final Budget</u>	<u>Percentage of Increase (Decrease)</u>
46000 State Revenues					
46511 Basic Education Program	22,210,310	22,809,000	22,809,000	-	0.00%
46515 Early Childhood Education	465,349	461,500	460,771	(729)	(-0.16%)
46520 School Food Service	-	-	-	-	
46590 Other State Education Funds	196,236	75,000	75,000	-	0.00%
46610 Career Ladder Program	137,405	150,000	150,000	-	0.00%
46640 Vocational Equipment	-	-	-	-	
46980 Other State Grants	5,220	500,000	501,729	1,729	0.35%
46990 Other State Revenues	5,807	7,500	7,500	-	0.00%
Total 46000 State Revenues	\$ 23,020,328	\$ 24,003,000	\$ 24,004,000	\$ 1,000	0.00%
47000 Federal Revenues					
47143 Special Education Grants	79,300	80,000	80,000	-	0.00%
47590 Other Federal Through State	-	-	-	-	
47630 Public Law 874 - Maint/Operat.	57,578	55,000	55,000	-	0.00%
Total 47000 Federal Revenues	\$ 136,878	\$ 135,000	\$ 135,000	\$ -	0.00%
49000 Other Sources					
49300 Capital Leases Issued	-	-	-	-	
49700 Insurance Recovery	67,894	2,500	2,500	-	0.00%
49800 Transfers In	122,532	125,000	125,000	-	0.00%
49810 City General Fund Transfer	15,493,963	15,493,963	15,493,963	-	0.00%
Total 49000 Other Sources	\$ 15,684,388	\$ 15,621,463	\$ 15,621,463	\$ -	0.00%

**OAK RIDGE SCHOOLS
FY 2019-20 FYTD BUDGET**

All Funds Summary Revenue

ACCOUNT	<u>2018-2019</u> <u>Audit</u> <u>Report</u>	<u>2019-2020</u> <u>Original</u> <u>Budget</u>	<u>2019-2020</u> <u>Revised</u> <u>Budget</u>	Chg from 2019-2020 Final Budget	Percentage of Increase (Decrease)
Total Fund 141 General Purpose School Fund Revenue	<u>\$ 56,448,224</u>	<u>\$ 59,204,638</u>	<u>\$ 59,205,638</u>	<u>\$1,000</u>	<u>0.00%</u>
Total Fund 142 School Federal Projects Revenue	<u>\$ 3,465,649</u>	<u>\$ 3,861,611</u>	<u>\$ 3,861,611</u>	<u>\$0</u>	<u>0.00%</u>
Total Fund 143 Central Cafeteria Revenue	<u>\$ 2,241,825</u>	<u>\$ 2,358,891</u>	<u>\$ 2,358,891</u>	<u>\$0</u>	<u>0.00%</u>
Total Fund 145 Other Education Funds Revenue	<u>\$ 156,735</u>	<u>\$ 181,848</u>	<u>\$ 180,848</u>	<u>(\$1,000)</u>	<u>(-0.55%)</u>
Total Fund 146 Extended School Program Revenue	<u>\$ 386,137</u>	<u>\$ 473,067</u>	<u>\$ 473,067</u>	<u>\$0</u>	<u>0.00%</u>
Total Revenue All Funds	<u>\$ 62,698,569</u>	<u>\$ 66,080,055</u>	<u>\$ 66,080,055</u>	<u>\$ 0</u>	<u>0.00%</u>

**OAK RIDGE SCHOOLS
FY 2019-20 FYTD BUDGET**

All Funds Summary Expenditures

<u>ACCOUNT</u>	<u>2018-2019 Audit Report</u>	<u>2019-2020 Original Budget</u>	<u>2019-2020 Revised Budget</u>	<u>Chg from 2019-2020 Final Budget</u>	<u>Percentage of Increase (Decrease)</u>
71000 Instruction					
71100 Regular Instruction Prgm	26,046,462	26,870,319	26,870,319	-	0.00%
71150 Alternative Instruction Prgm	748,627	820,705	820,705	-	0.00%
71200 Special Education Prgm	4,078,134	4,460,027	4,459,917	(110)	(0.00%)
71300 Career/Technical Education Prg	1,123,496	1,265,333	1,265,333	-	0.00%
71900 Contingency	-	1,010,000	943,883	(66,117)	(-6.55%)
72000 Support Services					
72120 Health Services	575,773	604,107	604,107	-	0.00%
72130 Other Student Support	1,508,367	1,680,410	1,680,410	-	0.00%
72210 Regular Inst. Support	2,599,460	2,765,556	2,765,226	(330)	(-0.01%)
72220 Special Education Support	847,702	828,745	828,745	-	0.00%
72230 Career & Technical Prg Support	106,065	111,349	111,239	(110)	(-0.10%)
72250 Technology Services	2,533,227	2,763,113	2,763,773	660	0.02%
72290 Communications	97,828	114,349	114,349	-	0.00%
72310 Board of Education	953,863	1,061,487	1,050,750	(10,737)	(-1.01%)
72320 Director of Schools	336,039	356,796	356,796	-	0.00%
72410 Office of the Principal	3,419,741	3,567,705	3,567,705	-	0.00%
72510 Fiscal Services	738,696	806,626	806,626	-	0.00%
72520 Human Resources/ Personnel	352,288	429,455	429,455	-	0.00%
72610 Operation of Plant	4,272,898	4,627,396	4,635,502	8,106	0.18%
72620 Maintenance of Plant	1,753,950	1,642,702	1,642,702	-	0.00%
72710 Transportation	1,240,818	1,522,347	1,524,978	2,631	0.17%
73000 Non-Instuctional Services					
73400 Early Childhood Education	465,349	461,499	460,771	(728)	(-0.16%)
73401 Pre-K General Fund	536,095	654,054	653,943	(111)	(-0.02%)

**OAK RIDGE SCHOOLS
FY 2019-20 FYTD BUDGET**

All Funds Summary Expenditures

<u>ACCOUNT</u>	<u>2018-2019 Audit Report</u>	<u>2019-2020 Original Budget</u>	<u>2019-2020 Revised Budget</u>	<u>Chg from 2019-2020 Final Budget</u>	<u>Percentage of Increase (Decrease)</u>
76100 Capital Outlay					
76100 Regular Capital Outlay	750,720	707,205	775,051	67,846	9.59%
82000 Capital Leases					
82130 Education Principal on Debt	411,755	-	-	-	
82230 Education Interest on Debt	13,245	-	-	-	
99000 Other Uses					
99100 Transfers Out	71,950	73,353	73,353	-	0.00%
Total Fund 141 General Purpose School Fund Expenditures	<u>\$ 55,582,549</u>	<u>\$ 59,204,638</u>	<u>\$ 59,205,638</u>	<u>\$1,000</u>	<u>0.00%</u>
Total Fund 142 School Federal Projects Expenditures	<u>\$ 3,465,649</u>	<u>\$ 3,861,611</u>	<u>\$ 3,861,611</u>	<u>\$0</u>	<u>0.00%</u>
Total Fund 143 Central Cafeteria Expenditures	<u>\$ 2,099,640</u>	<u>\$ 2,358,891</u>	<u>\$ 2,358,891</u>	<u>\$0</u>	<u>0.00%</u>
Total Fund 145 Other Education Funds Expenditures	<u>\$ 160,902</u>	<u>\$ 181,848</u>	<u>\$ 180,848</u>	<u>(\$1,000)</u>	<u>(-0.55%)</u>
Total Fund 146 Extended School Program Expenditures	<u>\$ 398,595</u>	<u>\$ 473,067</u>	<u>\$ 473,067</u>	<u>\$0</u>	<u>0.00%</u>
Total Expenditures All Funds	<u><u>\$ 61,707,334</u></u>	<u><u>\$ 66,080,055</u></u>	<u><u>\$ 66,080,055</u></u>	<u><u>\$ 0</u></u>	<u><u>0.00%</u></u>

**OAK RIDGE SCHOOLS
FY 2019-20 FYTD BUDGET**

**Fund 141 General Purpose School
Fund Revenue Summary**

<u>ACCOUNT</u>	<u>2018-2019 Audit Report</u>	<u>2019-2020 Original Budget</u>	<u>2019-2020 Revised Budget</u>	<u>Chg from 2019-2020 Final Budget</u>	<u>Percentage of Increase (Decrease)</u>
30000 Reserves and/or Fund Balances					
39000 Unassigned Fund Balance	450,551	1,866,151	1,866,151	-	0.00%
40000 - 44000 Local Funds					
40110 Current Property Tax	10,592,827	11,048,443	11,048,443	-	0.00%
40210 Local Option Sales Tax	5,879,500	5,787,581	5,787,581	-	0.00%
40275 Mixed Drink Tax	162	250	250	-	0.00%
40280 Mineral Severance Tax	72	250	250	-	0.00%
43511 Tuition - Regular Day Students	239,192	240,000	240,000	-	0.00%
43513 Tuition - Summer School	10,900	12,000	12,000	-	0.00%
43533 Transportation Fees	4,010	10,000	10,000	-	0.00%
44110 Interest Earned	174,056	150,000	150,000	-	0.00%
44120 Lease/Rentals	14,059	18,000	18,000	-	0.00%
44170 Miscellaneous Refunds	7,922	2,500	2,500	-	0.00%
44530 Sale of Equipment	42,893	35,000	35,000	-	0.00%
44570 Contributions & Gifts	104,927	200,000	200,000	-	0.00%
44990 Other Local Revenues	84,645	75,000	75,000	-	0.00%
46000 State Funds					
46511 Basic Education Program	22,210,310	22,809,000	22,809,000	-	0.00%
46515 Early Childhood Education	465,349	461,500	460,771	(729)	(-0.16%)
46590 Other State Education Funds	196,236	75,000	75,000	-	0.00%
46610 Career Ladder Program	137,405	150,000	150,000	-	0.00%
46640 Vocational Equipment	-	-	-	-	
46980 Other State Grants	5,220	500,000	501,729	1,729	0.35%
46990 Other State Revenues	5,807	7,500	7,500	-	0.00%
47000 Federal Funds					

**OAK RIDGE SCHOOLS
FY 2019-20 FYTD BUDGET**

**Fund 141 General Purpose School
Fund Revenue Summary**

<u>ACCOUNT</u>	<u>2018-2019 Audit Report</u>	<u>2019-2020 Original Budget</u>	<u>2019-2020 Revised Budget</u>	<u>Chg from 2019-2020 Final Budget</u>	<u>Percentage of Increase (Decrease)</u>
47143 Special Education Grants	79,300	80,000	80,000	-	0.00%
47630 Public Law 874 - Maint/Operat.	57,578	55,000	55,000	-	0.00%
49000 Other Sources					
49300 Capital Leases Issued	-	-	-	-	
49700 Insurance Recovery	67,894	2,500	2,500	-	0.00%
49800 Transfers In	122,532	125,000	125,000	-	0.00%
49810 City General Fund Transfer	15,493,963	15,493,963	15,493,963	-	0.00%
Total Fund 141 General Purpose School Fund Revenue	\$ 56,448,224	\$ 59,204,638	\$ 59,205,638	\$1,000	0.00%

**OAK RIDGE SCHOOLS
FY 2019-20 FYTD BUDGET**

**Fund 141 General Purpose School
Fund Expenditures Summary**

<u>ACCOUNT</u>	<u>2018-2019 Audit Report</u>	<u>2019-2020 Original Budget</u>	<u>2019-2020 Revised Budget</u>	<u>Chg from 2019-2020 Final Budget</u>	<u>Percentage of Increase (Decrease)</u>
71000 Instruction					
71100 Regular Instruction Prgm	26,046,462	26,870,319	26,870,319	-	0.00%
71150 Alternative Instruction Prgm	748,627	820,705	820,705	-	0.00%
71200 Special Education Prgm	4,078,134	4,460,027	4,459,917	(110)	(0.00%)
71300 Career/Technical Education Prg	1,123,496	1,265,333	1,265,333	-	0.00%
71900 Contingency	-	1,010,000	943,883	(66,117)	(-6.55%)
72000 Support Services					
72120 Health Services	575,773	604,107	604,107	-	0.00%
72130 Other Student Support	1,508,367	1,680,410	1,680,410	-	0.00%
72210 Regular Inst. Support	2,599,460	2,765,556	2,765,226	(330)	(-0.01%)
72220 Special Education Support	847,702	828,745	828,745	-	0.00%
72230 Career & Technical Prg Support	106,065	111,349	111,239	(110)	(-0.10%)
72250 Technology Services	2,533,227	2,763,113	2,763,773	660	0.02%
72290 Communications	97,828	114,349	114,349	-	0.00%
72310 Board of Education	953,863	1,061,487	1,050,750	(10,737)	(-1.01%)
72320 Director of Schools	336,039	356,796	356,796	-	0.00%
72410 Office of the Principal	3,419,741	3,567,705	3,567,705	-	0.00%
72510 Fiscal Services	738,696	806,626	806,626	-	0.00%
72520 Human Resources/ Personnel	352,288	429,455	429,455	-	0.00%
72610 Operation of Plant	4,272,898	4,627,396	4,635,502	8,106	0.18%
72620 Maintenance of Plant	1,753,950	1,642,702	1,642,702	-	0.00%
72710 Transportation	1,240,818	1,522,347	1,524,978	2,631	0.17%
73000 Non-Instructional Services					
73400 Early Childhood Education	465,349	461,499	460,771	(728)	(-0.16%)
73401 Pre-K General Fund	536,095	654,054	653,943	(111)	(-0.02%)

**OAK RIDGE SCHOOLS
FY 2019-20 FYTD BUDGET**

**Fund 141 General Purpose School
Fund Expenditures Summary**

<u>ACCOUNT</u>	<u>2018-2019 Audit Report</u>	<u>2019-2020 Original Budget</u>	<u>2019-2020 Revised Budget</u>	<u>Chg from 2019-2020 Final Budget</u>	<u>Percentage of Increase (Decrease)</u>
76100 Capital Outlay					
76100 Regular Capital Outlay	750,720	707,205	775,051	67,846	9.59%
82000 Capital Leases					
82130 Education Principal on Debt	411,755	-	-	-	
82230 Education Interest on Debt	13,245	-	-	-	
99000 Other Uses					
99100 Transfers Out	71,950	73,353	73,353	-	0.00%
Total Fund 141 General Purpose School Fund Expenditures	\$ 55,582,549	\$ 59,204,638	\$ 59,205,638	\$1,000	0.00%

**OAK RIDGE SCHOOLS
FY 2019-20 FYTD BUDGET**

**Fund 142 School Federal Projects
Revenue Detail**

<u>ACCOUNT</u>	<u>2018-2019 Audit Report</u>	<u>2019-2020 Original Budget</u>	<u>2019-2020 Revised Budget</u>	<u>Chg from 2019-2020 Original Budget</u>	<u>Percentage of Increase (Decrease)</u>
142 School Federal Projects					
Certain federal funds are allocated to local school systems by the State Department of Education for special federal program initiatives. Such funds are highly restricted in their use and must be account in a separate Federal Projects Fund. FY20 projections are based on preliminary award amounts received from the State in April 2019. (Any carryover amounts will be budgeted from Grant Contingency.)					
47131 Vocational Program Improvement	67,711	71,724	131,707	59,983	83.63%
47139 Other Vocational	-	-	-	-	
47141 Title I	972,289	928,795	968,236	39,441	4.25%
47143 Special Education Grants	1,053,451	998,832	1,058,395	59,563	5.96%
47145 Special Ed Pre-School Grants	32,489	29,791	29,791	-	0.00%
47146 English Lang Acq Grants	13,839	15,065	15,065	-	0.00%
47147 Title IV Part B, 21st Century	186,196	187,000	187,000	-	0.00%
47189 Title II	131,543	121,555	121,555	-	0.00%
47590 Other Federal Through State	124,548	568,849	522,725	(46,124)	(-8.11%)
47990 Other Direct Federal Revenue	883,583	940,000	827,137	(112,863)	(-12.01%)
49800 Transfers In	-	-	-	-	
Total 142 School Federal Projects Revenue	\$ 3,465,649	\$ 3,861,611	\$ 3,861,611	\$0	0.00%

**OAK RIDGE SCHOOLS
FY 2019-20 FYTD BUDGET**

**Fund 142 School Federal Projects
Expenditures Detail**

	<u>2018-2019</u> <u>Audit</u> <u>Report</u>	<u>2019-2020</u> <u>Original</u> <u>Budget</u>	<u>2019-2020</u> <u>Revised</u> <u>Budget</u>	<u>Chg from</u> <u>2019-2020</u> <u>Original Budget</u>	<u>Percentage</u> <u>of Increase</u> <u>(Decrease)</u>
ACCOUNT					
Original Account Distribution	\$ -	\$ 1,145,932	\$ 550,209	\$ (595,723)	(-51.99%)
71100 Regular Instruction Prgm	-	79,474	-	(79,474)	(-100.00%)
71200 Special Education Prgm	-	2,928	-	(2,928)	(-100.00%)
71300 Career/Technical Education Prg	-	26,420	-	(26,420)	(-100.00%)
71900 Contingency	-	500,000	371,406	(128,594)	(-25.72%)
72120 Health Services	-	23	-	(23)	(-100.00%)
72130 Other Student Support	-	4,403	-	(4,403)	(-100.00%)
72210 Regular Inst. Support	-	126,025	-	(126,025)	(-100.00%)
72220 Special Education Support	-	2,826	-	(2,826)	(-100.00%)
72230 Career & Technical Prg Support	-	3,500	-	(3,500)	(-100.00%)
72710 Transportation	-	25,000	-	(25,000)	(-100.00%)
73300 Community Services	-	250,333	178,803	(71,530)	(-28.57%)
99100 Transfers Out	-	125,000	-	(125,000)	(-100.00%)
030 Head Start PA20	\$ 9,054	\$ -	\$ 8,984	\$ 8,984	
73300 Community Services	9,054	-	8,984	8,984	
031 Head Start PA22	\$ 808,402	\$ 782,808	\$ 818,153	\$ 35,345	4.52%
71100 Regular Instruction Prgm	-	-	-	-	
71200 Special Education Prgm	-	-	-	-	
72210 Regular Inst. Support	-	-	-	-	
73300 Community Services	808,402	782,808	818,153	35,345	4.52%
032 Start-up Head Start Grant	\$ -	\$ -	\$ -	\$ 0	
73300 Community Services	-	-	-	-	
047 Safe Schools Act	\$ -	\$ -	\$ -	\$ 0	
71100 Regular Instruction Prgm	-	-	-	-	
72210 Regular Inst. Support	-	-	-	-	

**OAK RIDGE SCHOOLS
FY 2019-20 FYTD BUDGET**

**Fund 142 School Federal Projects
Expenditures Detail**

<u>ACCOUNT</u>	<u>2018-2019 Audit Report</u>	<u>2019-2020 Original Budget</u>	<u>2019-2020 Revised Budget</u>	<u>Chg from 2019-2020 Original Budget</u>	<u>Percentage of Increase (Decrease)</u>
73300 Community Services	-	-	-	-	
101 Title I Part A	\$ 972,289	\$ 831,506	\$ 968,236	\$ 136,730	16.44%
71100 Regular Instruction Prgm	709,675	670,526	736,848	66,322	9.89%
72120 Health Services	-	-	-	-	
72130 Other Student Support	41,052	40,597	44,769	4,172	10.28%
72210 Regular Inst. Support	167,666	120,383	113,690	(6,693)	(-5.56%)
72710 Transportation	10,384	-	20,000	20,000	
73300 Community Services	-	-	-	-	
99100 Transfers Out	43,512	-	52,928	52,928	
202 Title II Part A	\$ 131,543	\$ 26,592	\$ 121,555	\$ 94,963	357.11%
71100 Regular Instruction Prgm	-	-	-	-	
72130 Other Student Support	-	-	-	-	
72210 Regular Inst. Support	125,688	26,592	114,699	88,107	331.33%
72250 Technology Services	1,061	-	-	-	
99100 Transfers Out	4,795	-	6,856	6,856	
303 Title III Part A	\$ 13,839	\$ -	\$ 15,065	\$ 15,065	
71100 Regular Instruction Prgm	-	-	-	-	
71200 Special Education Prgm	-	-	-	-	
72130 Other Student Support	-	-	-	-	
72210 Regular Inst. Support	13,210	-	14,345	14,345	
99100 Transfers Out	629	-	720	720	
411 Title IV Part A	\$ 53,612	\$ 15,077	\$ 70,849	\$ 55,772	369.91%
72120 Health Services	12,278	13,077	12,754	(323)	(-2.47%)
72130 Other Student Support	11,375	-	15,000	15,000	
72210 Regular Inst. Support	26,361	-	37,022	37,022	
72250 Technology Services	1,145	2,000	2,000	-	0.00%
99100 Transfers Out	2,452	-	4,073	4,073	

**OAK RIDGE SCHOOLS
FY 2019-20 FYTD BUDGET**

**Fund 142 School Federal Projects
Expenditures Detail**

<u>ACCOUNT</u>	<u>2018-2019 Audit Report</u>	<u>2019-2020 Original Budget</u>	<u>2019-2020 Revised Budget</u>	<u>Chg from 2019-2020 Original Budget</u>	<u>Percentage of Increase (Decrease)</u>
431 Title IV Part B - 21st Century	\$ 186,196	\$ 11,870	\$ 11,870	\$ 0	0.00%
73300 Community Services	178,249	11,870	11,870	-	0.00%
99100 Transfers Out	7,947	-	-	-	
720 Read to be Ready Summer Grant	\$ 70,936	\$ -	\$ 20,467	\$ 20,467	
71100 Regular Instruction Prgm	56,513	-	14,739	14,739	
72130 Other Student Support	709	-	110	110	
72210 Regular Inst. Support	2,207	-	510	510	
72710 Transportation	10,527	-	5,108	5,108	
73100 Food Service	979	-	-	-	
801 Carl Perkins Act	\$ 62,753	\$ 23,580	\$ 71,707	\$ 48,127	204.10%
71300 Career/Technical Education Prg	45,575	23,580	48,415	24,835	105.32%
72130 Other Student Support	14,108	-	16,000	16,000	
72230 Career & Technical Prg Support	1,076	-	4,190	4,190	
99100 Transfers Out	1,993	-	3,102	3,102	
802 Carl Perkins Secondary Reserve	\$ 4,958	\$ -	\$ 60,000	\$ 60,000	
71300 Career/Technical Education Prg	4,958	-	60,000	60,000	
72130 Other Student Support	-	-	-	-	
72230 Career & Technical Prg Support	-	-	-	-	
892 IDEA Part B Discretionary Supp	\$ 9,384	\$ -	\$ -	\$ 0	
72220 Special Education Support	9,384	-	-	-	
893 IDEA Part B Discretionary	\$ 112,165	\$ 56,330	\$ 56,330	\$ 0	0.00%
71200 Special Education Prgm	83,316	56,330	56,330	-	0.00%
72710 Transportation	24,882	-	-	-	
99100 Transfers Out	3,967	-	-	-	

**OAK RIDGE SCHOOLS
FY 2019-20 FYTD BUDGET**

**Fund 142 School Federal Projects
Expenditures Detail**

<u>ACCOUNT</u>	<u>2018-2019 Audit Report</u>	<u>2019-2020 Original Budget</u>	<u>2019-2020 Revised Budget</u>	<u>Chg from 2019-2020 Original Budget</u>	<u>Percentage of Increase (Decrease)</u>
901 IDEA-B	\$ 931,902	\$ 941,894	\$ 1,058,395	\$ 116,501	12.37%
71200 Special Education Prgm	666,164	704,720	763,003	58,283	8.27%
72220 Special Education Support	223,444	237,174	235,829	(1,345)	(-0.57%)
99100 Transfers Out	42,295	-	59,563	59,563	
911 IDEA-B Preschool	\$ 31,165	\$ 26,022	\$ 29,791	\$ 3,769	14.48%
71200 Special Education Prgm	29,824	26,022	28,168	2,146	8.25%
72120 Health Services	-	-	-	-	
99100 Transfers Out	1,341	-	1,623	1,623	
Total 142 School Federal Projects Expenditures	\$ 3,465,649	\$ 3,861,611	\$ 3,861,611	\$0	0.00%

**OAK RIDGE SCHOOLS
FY 2019-2020 FYTD BUDGET**

**Fund 143 Central Cafeteria
Revenue Summary**

<u>ACCOUNT</u>	<u>2018-2019 Audit Report</u>	<u>2019-2020 Original Budget</u>	<u>2019-2020 Revised Budget</u>	<u>Chg from 2019-2020 Original Budget</u>	<u>Percentage of Increase (Decrease)</u>
39000 Unassigned Fund Balance	(5,191)	180,000	180,000	-	0.00%
43521 Lunch Payments - Children	252,303	263,736	263,736	-	0.00%
43522 Lunch Payments - Adults	3,781	4,000	4,000	-	0.00%
43523 Income From Breakfast	25,457	35,951	35,951	-	0.00%
43525 A la Carte Sales	181,743	315,872	315,872	-	0.00%
43990 Other Charges for Food Service	58,930	10,000	10,000	-	0.00%
44110 Interest Earned	4,119	3,000	3,000	-	0.00%
46520 School Food Service	16,455	16,455	16,455	-	0.00%
47111 USDA School Lunch Program	964,331	907,812	907,812	-	0.00%
47112 USDA Commodities	137,666	117,824	117,824	-	0.00%
47113 Breakfast	385,847	342,887	342,887	-	0.00%
47114 USDA - Other	216,384	161,354	161,354	-	0.00%
47590 Other Federal Through State	-	-	-	-	-
Total 143 Central Cafeteria Revenue	\$ 2,241,825	\$ 2,358,891	\$ 2,358,891	\$0	0.00%
73100 Food Service	2,099,640	2,358,891	2,358,891	-	0.00%
Total 143 Central Cafeteria Expenditures	\$ 2,099,640	\$ 2,358,891	\$ 2,358,891	\$0	0.00%

**OAK RIDGE SCHOOLS
FY 2019-20 FYTD BUDGET**

**Fund 145 Other Education Funds
Summary**

<u>ACCOUNT</u>	<u>2018-2019 Audit Report</u>	<u>2019-2020 Original Budget</u>	<u>2019-2020 Revised Budget</u>	<u>Chg from 2019-2020 Original Budget</u>	<u>Percentage of Increase (Decrease)</u>
44990 Other Local Revenues	11,791	32,929	32,929	-	0.00%
46590 Other State Education Funds	72,994	75,545	74,545	(1,000)	(-1.32%)
49800 Transfers In	71,950	73,374	73,374	-	0.00%
Total Fund 145 Other Education Funds Revenue	\$ 156,735	\$ 181,848	\$ 180,848	(\$1,000)	(-0.55%)
72130 Other Student Support	102,561	103,986	102,986	(1,000)	(-0.96%)
72210 Regular Inst. Support	21,725	249	249	-	0.00%
72620 Maintenance of Plant	20,658	44,684	44,684	-	0.00%
73300 Community Services	15,958	32,929	32,929	-	0.00%
Total Fund 145 Other Education Funds Expenditures	\$ 160,902	\$ 181,848	\$ 180,848	(\$1,000)	(-0.55%)

**OAK RIDGE SCHOOLS
FY 2019-20 FYTD BUDGET**

**Fund 146 Extended School
Program Revenue Summary**

<u>ACCOUNT</u>	<u>2018-2019 Audit Report</u>	<u>2019-2020 Original Budget</u>	<u>2019-2020 Final Budget</u>	<u>Chg from 2019-2020 Final Budget</u>	<u>Percentage of Increase (Decrease)</u>
39000 Unassigned Fund Balance	-	-	-		
43581 Community Services Fees Child	385,637	473,067	473,067	-	0.00%
Total 146 Extended School Program Revenue	\$ 385,637	\$ 473,067	\$ 473,067	\$ -	0.00%
73300 Community Services	388,595	463,067	463,067	-	0.00%
99100 Transfers Out	10,000	10,000	10,000	-	0.00%
Total 146 Extended School Program Expenditures	\$ 398,595	\$ 473,067	\$ 473,067	\$ -	0.00%



MEMORANDUM
OAK RIDGE SCHOOLS

Bruce Lay
Office of the Executive Director of School Leadership
Memorandum No. 002

TO: Dr. Borchers

DATE: August 28, 2019

SUBJECT: Additional ELL Position

Due to the current enrollment numbers of ELL students we have two schools that are not in compliance with TDOE teacher/student ratios. The TDOE mandates that all elementary ELL students receive an hour of direct instruction each day. We are currently unable to meet this mandate at Willow Brook and Linden Elementary.

I am recommending that we hire an additional 1.0 ELL Teacher to allow us to better support the academic and social needs of our ELL students while maintaining compliance with TDOE requirements. We are currently serving 157 ELL students at a 1:31 teacher/student ratio. The TDOE recommends a 1:20 teacher/student ratio.

Funding is available from the budget contingency plan for additional teaching staff.

Grade retention is associated with negative outcomes in all areas of student achievement (e.g., reading, math, and oral and written language) and social and emotional adjustment (e.g., peer relationships, self-esteem, problem behaviors, and attendance). Students who are retained are more likely to drop out of high school and less likely to graduate by age 20.

Alternatives to Retention

The following are alternatives to retention that research has found to be effective. These measures are not exhaustive nor mandatory and, if used, should be adapted to the context of the specific needs of the school and its students.⁶²

- Parental involvement in their children's school and education (e.g., frequent contact with teachers, supervision of homework, etc.)
- Age-appropriate and culturally sensitive instructional strategies to accelerate progress in the classroom
- Early developmental programs and preschool programs to enhance language and social skills
- Systematic assessment strategies (e.g., continuous progress monitoring, formative evaluation) to enable ongoing accommodation of instructional efforts
- Early reading programs
- School-based mental health programs to promote the social and emotional adjustment of children
- Behavior management and cognitive behavior accommodation strategies to reduce classroom behavior problems
- Student support teams with appropriate professionals to assess and identify specific learning or behavior problems, design interventions to address those problems, and evaluate the efficacy of those interventions
- Tutoring and mentoring programs focusing on promoting specific academic or social skills
- Comprehensive school-wide programs to promote the psychological and academic skills of all students

Legal Considerations

ELs must not be retained in grade level because of their language skills.⁶³ These students should be even more carefully evaluated than their non-EL peers before retention is recommended to ensure that low English proficiency skills are not being mistaken for poor achievement or behavior.

The district must have a procedure to ensure age-appropriate grade-level placement⁶⁴ and prohibit grade retention based solely on low English proficiency.

Chapter 10: Administrative Requirements

Requirements for State Funding

At the state level, there is Basic Education Program (BEP) funding designated for districts with ELs. The funds generated by the BEP are what Tennessee has defined as sufficient to provide a basic level of education for students. This basic level of funding includes both a state and a local share of the BEP.⁶⁵ For example:

TENNESSEE BEP FUNDING	
Component	State Funding Level (70%) ⁶⁶
EL Instructors	1 per 20 EL students
EL Translators	1 per 200 EL students

Note: Students classified as L, W, T1, and T2 are included in the BEP calculation. Additional information can be found in the [BEP Bluebook](#).

Title III Funding⁶⁷

Supplement not Supplant

Title III of the ESSA requires that funds available under a subgrant be used to “supplement the level of federal, state, and local public funds that, in the absence of such availability, would have been expended for programs for [EL] students and immigrant students and youth and in no case to supplant such other federal, state, and local public funds.”⁶⁸

Administrative Costs

It is allowable to use Title III funds to pay for administrative costs to implement the Title III program. However, the amount of Title III funds which may be used to pay for administrative costs to implement the program must not exceed two percent of the program’s entitlement amount (carryover is not included when calculating the two percent maximum).⁶⁹

In calculating total administrative costs subject to the two percent limit, all appropriate direct costs (e.g., administrative salaries) must be included. If the district contracts with an outside vendor to provide Title III services, the district must require that the contractor break out administrative costs, which are also included within the two percent limit.

Title III Funds for a Language Translator or Interpreter

Whether this expenditure is allowable would depend on the exact responsibilities of the translator or interpreter because Title III funds must only be used to supplement⁷⁰ the level of federal, state, and local public funds that, in the absence of such availability, would have been expended for programs for EL children.

August 21, 2019

To: Oak Ridge Schools Board of Education

From: Doug Phillips, ORHS Orchestra Teacher

RE: Rationale for ORHS Orchestra to travel for competition

The ORHS Orchestra would like to request permission to travel to New York, New York to participate in a national orchestra competition and adjudication. **National adjudication competition at national level before a panel of judges for evaluation and comparison to other groups across the nation.

Group: ORHS Orchestra

Staff Members: Doug Phillips

Date of Trip: March 25, 2020- March 29, 2020

Destination: New York, New York

Total Trip Amount: 710.00

Transportation: Coach Buses

Thank you for your consideration in this matter.

Proposed ORHS Orchestra trip to New York, New York

Educational Value of Trip

Students will be participating in a national music competition with other orchestras from around the country for nationally known judges. They will receive a 30 minute clinic following their performance with one of the judges, who will evaluate their performance and make suggestions for improvement. Performing in this competition gives us a goal for the whole year and encourages students to work harder on perfecting their pieces, improving their performance and rising to a national standard of excellence. Traveling to a performance also helps advertise our Oak Ridge Orchestra program. Music educators from around the country recognize Oak Ridge as having an outstanding string orchestra program, and are impressed by the size and quality of the orchestras going to competition. Additionally, students will visit the Statue of Liberty, 9-11 Museum, Ellis Island, Smithsonian Museums, National Mall in Washington D.C.

Financial Arrangements:

It is important to note that this trip occurs outside of school and no school time is missed. Therefore, participating students are required to pay all financial costs associated with the trip. Our Orchestra Booster club is dedicated to raising money for this trip. We have been able to lower the cost of the trip by about \$50 dollars per student in past years, in addition to giving partial scholarships to students who are unable to afford the whole amount. These students will also have many opportunities during the year to take part in fundraisers to raise money to pay for their trip themselves. I also divide the cost into 4 payments of around 177.50 dollars a payment, making it possible for more people to afford the trip. The following fundraisers are being planned:

September 2019- Football Concessions

October 2019- Yankee Candle Fundraiser

All year- Chamber music opportunities for students outside of the school that offer the ability to perform for money that goes towards their trip account.

Insurance Information

The tour company provides insurance for students participating on the trip.

Trip Cost Breakdown---ESTIMATE

Per Student

festival fee-----263.00

Bus-----170.00

Hotel-----159.00

Food allowance-----50.00

9-11 Museum-----15.00

Misc.-----41.00

Total (ESTIMATED)-----710.00

Depart ORHS Wednesday 6am, March 25 and return Sunday evening, March 29, 2020.

Itinerary

Weds. March 25, 2020

6:00am- Depart ORHS

9:00pm Check into hotel in Alexandria, VA

Thursday March 26, 2020

9:00am-8:00pm Students will tour National Mall and Smithsonian Museums in Washington D.C.

Friday, March 27, 2020

7:00am- Students travel to New York City

10:00am-9:00pm Students tour Ellis Island, Statue of Liberty, 9-11 Museum

Saturday, March 28, 2020

8:00am-4:00pm Students participate in national orchestra competition

5:00pm-9:00pm Students participate in Dinner Cruise/Awards Ceremony around Manhattan Island

Sunday, March 29, 2020

7:00am- Students return to Oak Ridge

9:00pm- Students arrive home

Oak Ridge Schools
CAMPUS LEAVE REQUEST – Overnight Trip

School: ORHS

Date: Aug 21, 2019

The following group requests permission to leave the school campus to participate in the educational activity indicated below. Parental permission will be obtained for each student.

Class/Group Requesting Permission: ORHS Orchestra

Educational Activity: Natl Competition

Destination: New York City

Purpose of Trip: Students will participate in the National
Orchestra Competition

Departure Date: 3/25/2020 Departure Time: 6:00 AM

Return Date: 3/29/2020 Return Time: 9:00 PM

Name of School Sponsor: Doug Phillips Cell #: 901 598 3946

of Students: 80 # of Adults: _____ Chaperone/Student Ratio: _____

[The required student/chaperone ratio is one chaperone for each 6 students in grades Pre-K-4 and one chaperone for each 10 students in grades 5-12]

Professional Staff Chaperone(s):

1. Name: Doug Phillips Cell #: 901 598 3946

2. Name: _____ Cell #: _____

3. Name: _____ Cell #: _____

4. Name: _____ Cell #: _____

Other Chaperone(s):

1. Name: Parents TBD Cell #: _____

2. Name: at least 10 Parents Cell #: _____

3. Name: _____ Cell #: _____

4. Name: _____ Cell #: _____

Oak Ridge Schools CAMPUS LEAVE REQUEST – Overnight Trip

Accommodations: Overnight lodging for students must be appropriately selected with student safety, quality of accommodations, cost and location to events as central considerations. Students should be appropriately assigned to rooms and an overnight adult supervision and contact plan should be established and communicated to students.

Hotel/Motel Name: Marriott Alexandria / Marriott Liberty Nat'l Airport
Newark Liberty airport 1 Hotel Rd Newark NJ 07114
 Address: Marriott Alexandria 2700 Eisenhower Ave. Alexandria, VA 22314

City: * 2 Hotels - SEE Above ↑ State: _____ Zip: _____

Phone: 301-820-6215 Contact Person: Kate Jenkins

Number of Nights: 4 Hotel Rating: 4.2 ON Google

School Sponsor Signature: [Signature]

Date: Aug 21, 2019

This Section for Athletic Trip Only

At the high school level up to three events and/or tournaments per season can involve an overnight trip. However, no more than one day of school may be missed for these trips. (Under certain conditions, the Superintendent of Schools or designee may approve additional events.) These trips must be paid entirely from funds outside the Oak Ridge High School Athletic Department. TSSAA Tournament games would be an exception to this policy. (All overnight trips involving middle school athletics require Superintendent or designee approval.)

Number of overnight trips (including this request) requested during the current school year: _____

Athletic Director Signature: _____

Date: _____

Principal's Action: Approved: X Disapproved: _____

Principal's Signature: [Signature] Date: 8.23.19

Superintendent or Designee's Action: Approved: _____ Disapproved: _____

Superintendent or Designee's Signature: _____ Date: _____

Board Approval Date (if required): _____

Oak Ridge Schools

CAMPUS LEAVE REQUEST – Overnight Trip

Field Trips which exceed \$25,000 must be approved by the School Board, regardless of fund raising, Booster Club participation or other contributions. Please follow these guidelines when requesting approval of such trip:

1. Submit an "Item for Action" for the Board Agenda (Principals have directions on submitting Board Agenda Items).
2. Attach as documentation the following items:
 - Completed Campus Leave Request
 - Details of Trip/Itinerary
 - Justification/Explanation of Cost (per student/chaperone/total)
 - Financial Arrangements for students who cannot afford trip (if any)
 - Insurance Details
 - Out of country travel requires a release for each student participant.

Financial Arrangements: (please indicate method)

No Cost
 Paid by Students
 Paid by School
 Paid by School System

Substitute Required
 Acct to be charged for Substitute _____

\$ 710.⁰⁰ Per Student
 TOTAL TRIP AMOUNT: \$ 56,800

Provisions for those students unable to pay: We are offering the Following
Fundraisers to help lower the cost. Football
Concessions, Cookie Dough Fundraiser and Yankee
Candle Fundraiser

Other information, comments, and special arrangements: (foreseeable hazards must be identified)

N/A

Mode of Transportation: (circle below)

First Student

Transportation Contractor

School System Van

Air Travel

Note: Only ORS employees are authorized to drive school system vans.

School System Van – Name of Driver _____

Valid Driver's License Verified? Yes No Verified by: _____

Attach copy/copies of driver's license

Transportation Contractor: Priority Coach Phone #: 556-8509

(Only approved transportation companies may be used, see ORS website for a list of approved companies)

Air Travel Flight #'s: _____

FIELD TRIP PERMISSION FORM



ORHS Orchestra will take a trip to:
(Name of Group)
New York City by Charter Bus
(Destination) (mode of transportation)

for the purpose of: Nat'l orchestra Competition

Date: 3/25/20 to: 3/29/20 Expected number of Participants: 80

Time: 6:00 AM to: 9:00 PM Expected number of Chaperones: 10

Day Phillips
Teacher/Sponsor of Trip

[Signature]
Principal

Fee Required \$ 710⁰⁰

Description of Fees: Hotel, Bus, Festival Fees.

Parent: Please separate this form and return to: Phillips (teacher) by: _____ (date).

My child _____ has my permission to go on the Oak Ridge Schools field trip as described above. She/he will abide by the rules of Oak Ridge Schools and any special rules of the sponsor.

I have read and understand the activities my child will be involved with on this field trip. I understand that the Oak Ridge School System will provide adequate supervision, but as with any activity, injuries may occur. The School System is responsible only for injuries that result from the result from negligence of their staff. With my signature, I also authorize emergency medical treatment for my child.

I will be responsible for the damage to personal property of others or injury to other people caused by my son/daughter.

Parent/Guardian Name (printed) Parent/Guardian Signature Date

Please provide 2 emergency contact phone numbers:

Name/Relationship Number

Name/Relationship Number

Sole Source Vendor Letter

Doug Phillips

Oak Ridge High School

1450 Oak Ridge Tpke

Oak Ridge, TN 37830

Dear Doug,

We are pleased to invite you to participate in one of our New York City Worldstrides OnStage Heritage Festivals. We would love to have you join us and the thousands of music educators who select a program that blends travel, musical inspiration, and education to create a once-in-a-lifetime experience.

When you choose to travel with us, you select the only accredited organization deeply committed to providing the peace of mind you need from a partner in music education and the premier student travel provider in the country.

Beyond Classroom Walls Music Directors find that our music festivals are unlike any other in that their students perform in a true national music festival, featuring adjudicators who are among the very best music educators in the country. You will receive digital and written notes offering honest and supportive feedback from three distinguished adjudicators followed by an onstage mini-clinic.

Passionate and Professional The moment you decide to lead a group on a WorldStrides OnStage program, we assemble a caring team of professionals prepared to organize and plan every detail of your trip experience.

Safety and Security Our number one priority has always been, and always will be, the safety of every participant. Our extensive accident, medical, dental, and liability insurance for all participants as well as the protection of your deposits via our USTOA membership attest to our commitment to safety.

I've included some information that introduces our New York City festivals as well as a variety of optional activities, which might be of some interest to your group. We are the exclusive provider of this festival.

I would be happy to put together a menu of these activities and assist you in making your transportation plans.

We believe that travel enhances self-discovery, social growth, and intellectual curiosity. We're proud to have helped thousands of teachers expand their music program and students step outside their classrooms to explore the world around them. Please let me know if there is any additional information you require. I look forward to working with you and your group and planning your upcoming performance!

Sincerely,

Michael Morgan

Festival Selection Advisor

WorldStrides Onstage – formerly known as WorldStrides Heritage Performance

2650 South Decker Lake Blvd, Suite 200 | Salt Lake City, UT 84119

W: 866-914-2702 Direct Line or

W: 800-223-4367 ex 49782

M: 801-884-3850

www.worldstrides.com/onstage

Connect with us: Facebook, YouTube, and our blog!

This e-mail may contain confidential or privileged information. If you are not the intended recipient, please advise by return e-mail and delete immediately without reading or forwarding to others.

Quotation



1500 Breda Drive, Knoxville, TN 37918*126 Bohannon Avenue, Greenville, TN 37745*1619 Shepherd Road Ste 109, Chattanooga, TN 37421
 Phone: 865-694-0304 Fax: 865-689-5552

OAK RIDGE HIGH SCHOOL
 1450 OAK RIDGE TURNPIKE
 OAK RIDGE, TN 37830

Thank you for your interest in using Premier Transportation for your charter needs. With the exception of our Activity Buses, all of our coaches are equipped with complimentary Wireless Internet Access, CD and DVD players. For added safety, Premier utilizes 3-Point Seat Belts, GPS Tracking and an on-board Electronic Logging system.

Quotation ID Date	10341/12996 8/15/2019	Client Ref 1 Client Ref 2	JD Phillips 865-425-9560
First Pick-up Pick-up Date Single Journey Vehicle To Stay	Oak Ridge High School Wed 3/25/2020 Time 05:00 No Yes	Destination Arrival Date Leave Date Back Date	New York, NY Wed 3/25/2020 Time Sun 3/29/2020 Time Sun 3/29/2020 Time 23:00
Passengers		Distance	1514

First Pick-up Instructions 1450 Oak Ridge Turnpike Oak Ridge TN 37830	Destination Instructions Also Washington, DC
---	---

Quantity	Seats	Vehicle Description	Unit Price	Price	Tax %	Tax	Total
1	56	56- Deluxe Motorcoach	\$8,675.00	\$8,675.00	0	\$0.00	\$8,675.00
				<u>\$8,675.00</u>		<u>\$0.00</u>	<u>\$8,675.00</u>
Movement Totals				<u>\$8,675.00</u>		<u>\$0.00</u>	<u>\$8,675.00</u>

*Our charters are reserved on a first come/first serve basis. Buses are reserved and scheduled only upon receipt of the signed Acceptance and Terms & conditions sheets and a deposit. Where applicable, group is responsible for driver(s) lodging for each nights stay, all parking fees and tolls. Unless otherwise stated.

Bus Quote # 2
Gentry Coach Company, Inc.

DBA Gentry Trailways

2519 Mitchell Street
 Knoxville, TN 37917

865-523-2796

1-888-816-2796

(Fax) 865-637-7405

www.gentrytrailways.com

Quote

Oak Ridge High School
 JD Phillips
 127 Providence Road
 Oak Ridge, TN 37830

Quote # Q19918

Date Printed: Thursday, August 15, 2019

PO #:

Group Name: Orchestra

Phone: (865) 425-9601 Fax: (865) 425-9678

Salesperson: Darlene Hickman

		Time	Date	# Coaches	Description	Total Capacity
Pickup	Oak Ridge High School 127 Providence Road Oak Ridge, TN	09:00 am	03/25/20	2	56 Passenger	112
Dropoff	New York (to be determined) New York, NY		03/25/20			112
Pickup	New York (to be determined) New York, NY		03/29/20			112
Dropoff	Oak Ridge High School 127 Providence Road Oak Ridge, TN	10:00 pm	03/29/20			112

Total Cost: \$ 14,687.60
Deposit of \$ 5,875.04 is due: ~~August 29, 2019~~
Balance of \$ 8,812.56 is due: March 20, 2020

Two Weeks After Booking

Itinerary: Group is responsible for drivers room (separate rooms), any tolls, tunnel fees (NY/NJ), parking fees and driver gratuity.

****** SMOKING IS PROHIBITED AT ALL TIMES ON THE COACHES ******

THIS IS A CHARTER PRICE QUOTE. CHARTERS ARE BOOKED ON AN AVAILABILITY BASIS; CONTACT US AS SOON AS POSSIBLE TO CONFIRM THE CHARTER. A DEPOSIT IN THE AMOUNT DESCRIBED ABOVE IS REQUIRED TO SCHEDULE YOUR TRIP. PER FEDERAL MOTOR CARRIER REGULATIONS, DRIVERS ARE RESTRICTED TO A MAXIMUM OF TEN (10) HOURS DRIVING AND SHALL NOT BE ON DUTY MORE THAN FIFTEEN (15) HOURS FOLLOWING EIGHT (8) HOURS OFF DUTY PER DAY. YOUR COST IS BASED ON THESE CONDITIONS AND THE SERVICES DESCRIBED ABOVE; SUBJECT TO CHANGE IN ACCORDANCE WITH YOUR ACTUAL ITINERARY. WE RESERVE THE RIGHT TO LEASE EQUIPMENT FROM OTHER COMPANIES IN ORDER TO FULFILL THIS AGREEMENT AND SHALL NOT BE LIABLE FOR ITEMS LEFT ON THE COACH OR LOSS OF TIME DUE TO MECHANICAL FAILURE, TRAFFIC DELAYS, OR INCLEMENT WEATHER. WE CANNOT GUARANTEE THE ASSIGNMENT OF REQUESTED DRIVERS OR COACHES. NEGLIGENT DAMAGE TO THE VEHICLE CAUSED BY THE CONTRACTING PARTY WILL BE CHARGED BY THE CARRIER TO THE CONTRACTED PARTY. A FUEL SURCHARGE MAY BE ADDED BASED ON THE DIFFERENCE OF QUOTED FUEL PRICE 3.00 /GAL AND THE ACTUAL PRICE PAID.

THANK YOU FOR CONTACTING GENTRY COACH COMPANY, INC. FOR YOUR TRANSPORTATION NEEDS.

Signature *Darlene Hickman* Date *8-15-19*



Bus Quote #3

Priority Coach

2628 Clinton Hwy
Powell, TN 37849
865-556-8509

Customer: ORHS Orchestra
Washington DC, NYC

Date: 08/16/2019
865-425-9560
jdphillips@ortn.edu

A 3.5% Administration fee will be added if you use a credit card.

Quote Price \$6800.00	This Charter is confirmed when we receive your deposit of \$ <u>1360.00</u> The remaining balance of \$ <u>5440.00</u> is due no later than	
	Hotel for driver: N/A <input checked="" type="checkbox"/> Customer providing Hotel <input type="checkbox"/> Priority Coach, Inc. providing Hotel	
Priority Coach, Inc is responsible for all parking and toll fees. Price of Charter based as shown heron. Cost of additional service must be paid to our Driver before performance unless credit has been approved.		
Quantity	Seats	Passengers
1	56-passenger motor coach	

Pick Up Date Time	ORHS 03/25/2020 TBD	Destination Arrival Date Return Date	Washington DC-NYC 03/29/2020
-------------------	---------------------------	--------------------------------------	-------------------------------------

In making your travel plans, please be aware drivers are required by Federal Law not to exceed 10 hours driving or 15 hours on duty. Priority Coach, Inc. driver must be off duty a minimum of 9 consecutive hours before going on duty. Laws are created for the safety of you, our passengers, as well as our employees.

Priority Coach, Inc request detail itinerary 1 week prior to departure.

Pick up instructions	Destination Instructions
TBD	TBD

Note: The carrier will not be liable for delays caused by an act of God, public enemies, authority of law quarantine, perils of navigation, riot strikes, the hazards or dangers incident to the state of war, accidents, breakdowns, bad road conditions, storms and other conditions beyond its control and does not guarantee to arrive or depart from any point at any special time.

Signature _____ Date _____


Hotel Quote #1 Washington DC and New York City New York City Heritage Festival

2024 HERITAGE FESTIVAL

WASH DC 22, 23, 24

NYC 25, 26, 27, 28

May 28-31




Your New York City festival package includes:

- Performance in a national music festival
- Positive, constructive feedback from a panel of three adjudicators, includes both recorded and written comments
- On-stage clinic with renowned adjudicator following each performance

Every Heritage Festival experience includes:

- One free package for every 25 full-paying participants
- Nationally acclaimed adjudicators
- Awards and trophies
- Student-friendly hotels
- Gift for the Director
- Commemorative pin for each student
- Medical & accident insurance for every traveler
- Liability coverage for you and your school
- Exclusive TriQuest fundraiser
- Professional development for directors
- Academic credit opportunities for students



Destination: New York City

Day 1

Arrival in New York City

+ Top of the Rock

The observation deck atop the skyscraper in Rockefeller Center, dubbed "Top of the Rock", is one of New York's great landmarks. Built to resemble the deck of an ocean liner, Top of the Rock offers sightseers a fantastic view of the city.

Hotel check in after 4pm

Day 2

First Day of Festival Performances

After arriving at the concert venue, your group will warm up in a private rehearsal room. Each ensemble will have 30-35 minutes on stage. A panel of three adjudicators will provide written and recorded feedback for each performance. Following your performance, a select adjudicator will conduct a mini-clinic on stage with your group, providing valuable feedback and reinforcement for your classroom teachings. Groups will also have the opportunity to participate as an audience for other groups competing—giving your ensemble exposure to their peers.

+ 9/11 Memorial and Museum

Don't miss the 9/11 Memorial at the World Trade Center site to give your group a chance to honor the victims of the terrorist attacks on September 11, 2001. Visit the museum to learn about the men, women, and children who lost their lives that day. Reflect on this national tragedy and Americans' resilience to come together and rebuild.

+ Broadway Show

Our Destination Specialist team can help you pick out the perfect show for your group.

Day 3

Continue Festival Performances

Festival performances will continue throughout the day. Your performance time will be given to you weeks before your event, so you can plan your day accordingly.

Awards Ceremony

Celebrate with new friends and old at your exclusive Awards Ceremony at beautiful Riverside Church. Choirs, orchestras, and bands will be recognized for high scores within their class – plus standout individuals will be recognized for outstanding performances.

Circle Line Cruise

Enjoy dinner and dance the night away on your Circle Line Cruise around the city.

Day 4

+ More sightseeing or optional activities

Depart for home!

Stay as long as you'd like! We can put together a package for as few or as many nights as you need.

+ Optional activities (marked with +) require additional fees.

We've got you covered!

We've got you covered with everything you might need to make your trip a success.



Add the AIM Experience master class

Affirm. Inspire. Mentor. The AIM Experience is an exclusive private master-class session offered as an elective to participating groups at every festival. This 60-90 minute concentrated educational experience provides extra performance time and customized one-on-one instruction from one of our professional clinicians. Music directors can set the focus of the session's content through their planning call with the instructor. Reaffirm your classroom teachings, fine tune your festival performance, or focus on a few specific skills – the choice is yours!



Let us book your travel

Our experienced air and bus transportation teams can arrange all your travel needs – including on-trip assistance should the need arise. You'll get discounted rates for group air travel, plus we've got flexible payment plans to help student groups.




Trip details at your fingertips


Our online Event Portal gives you 24/7 access to all your trip details and makes communicating with travelers a breeze. This puts your itinerary details, performance schedule, adjudicator information, venue and activity locations, optional activities, and WorldStrides contacts all in one easy-to-access place. [Find your event here.](#)



Fundraising support

We're truly with you every step of the way. We know fundraising takes effort, and that's why we're arming you with the best resources. As a customer, you'll have access to our 25-page fundraising guide (full of unique ideas from past travelers), our Gift of Performance e-cards, and a free account with TriQuest – the nation's largest group fundraising organization. TriQuest's proven fundraiser gives a 92% return – [learn more here.](#)





INSIDER ACCESS AND KNOW-HOW

WorldStrides opens the door to the very best events, constructed by veteran music staff and run by experienced operations teams. You get the perfect balance of performance and exposure to new cities and culture.

LEARNING FROM THE MASTERS

Our philosophy on adjudication ensures your group receives constructive, meaningful feedback that reinforces your classroom teachings. With annual training and consistent scoring practices, our adjudication is reliable and fair.

A CUSTOM FIT ITINERARY, TAILORED TO YOUR NEEDS

Resourceful in-house specialists to customize your program virtually any way you want—dates, length, additional performances, sightseeing, and travel. Pay only for what you want and need.

Pricing per Person

	Festival Only	1 night	2 nights	3 night	4 night
Quad Rooms	\$263	\$310	\$356	\$403	\$450
Triple Rooms	\$263	\$325	\$388	\$450	\$512
Double Rooms	\$263	\$356	\$450	\$543	\$636
Single Rooms	\$263	\$450	\$636	\$822	\$1,008

* Pricing in US dollars and subject to change. Update 07/29/19.

New York City Heritage Festival

Popular Activities Guide

Sightseeing (continuation)

Lincoln Center

Daily tours are available between 10:30 am and 4:30 pm. Learn more about Lincoln Center's iconic landmarks, which have been showcased in movies like *Black Swan* and *Ghostbusters*. You'll also get a behind-the-scenes look at venues where many famous performers have taken the stage. Each tour is unique and will be customized based on the day's events at Lincoln Center.

Students - \$24.50 | Adults - \$26.50

Statue of Liberty (crown not included)

The Statue of Liberty has long been the icon of New York City, symbolizing a new start for millions of immigrants. Tour the memorial and see the lady of the harbor for yourself. Crown visit MUST be booked by group directly.

Students - \$15.50 | Adults - \$25.75

Metropolitan Museum of Art

Spanning the history of world art, the Met is home to hundreds of world-famous masterpieces. It's unlike any art museum you'll ever see! (Closed Mondays)

Students - \$15.50 | Adults - \$28.50

9/11 Memorial and Museum

Don't miss the 9/11 Memorial at the World Trade Center site to give your group a chance to honor the victims of the terrorist attacks on September 11, 2001, and February 26, 1993. Visit the In-Memoriam exhibition to learn about the men, women, and children who died. Reflect on this national tragedy and Americans' resilience to come together and rebuild.

Students - \$22.00 | Adults - \$26.00

Apollo Theater Tour

Enjoy a tour of the historic Apollo Theater where legendary black artists such as Bessie Smith, Billie Holiday and Count Basie performed. The Apollo became famous for its amateur night, when new talent such as James Brown, Marvin Gaye, The Supremes, Stevie Wonder and The Jackson 5 auditioned before a live audience. Tours Monday-Friday 11:00 A.M. only.

Monday - Friday - \$21.00

Saturday - Sunday - \$24.00

Dining

Intrepid Sea, Air and Space Museum

The Intrepid Sea, Air and Space Museum is a military and maritime history museum. The museum is located aboard the World War II aircraft carrier USS Intrepid, and showcases many other vessels including the submarine USS Growler, a Concorde SST, and a Lockheed A-12 supersonic reconnaissance plane. The museum also boasts the Space Shuttle Enterprise, a new and exciting exhibit.

Students - \$25.00 | Adults - \$31.00

Buca di Beppo

Enjoy Italian food and fun in the heart of New York City – Times Square. Share a family-style meal with your group and enjoy Buca's eclectic, vintage setting. This family-style Italian feast includes salad, pasta, chicken parmigiana, soft drinks and dessert.

Lunch/Dinner - \$32.00

Hard Rock Café

Check out the forty-foot guitar-shaped bar and collection of rock 'n roll memorabilia. Choice of: hamburgers, steaks, ribs, "pig" sandwich, salads, desserts. Limited availability Friday & Saturday dinners.

Breakfast - \$24.00

Lunch/Dinner - \$32.50

Dave & Buster's

Your group can enjoy a great meal and play video and arcade games to let out some energy and have a fun time together.

Lunch/Dinner (\$10 power card included) - \$35.25

Planet Hollywood

Feel like a star and escape the bustle of Times Square at Planet Hollywood. Student group menus are offered for breakfast, lunch, and dinner.

Breakfast - \$24.50

Lunch/Dinner - \$30.00

New York City Heritage Festival

Popular Activities Guide

Dining (Continuation)

Ellen's Stardust Diner

Ellen's Stardust Diner is a retro 1950's theme restaurant with a high energy singing wait staff. Enjoy performances by the talented waiters and waitresses while you eat, featuring a variety of music styles from the last few decades and many popular musicals. Many of the wait staff have gone on to perform on Broadway or traveling national shows. The diner contains retro-themed memorabilia, serves classic diner dishes, and is popular among children and adults.

\$46.00

Little Italy Dinner

Enjoy dinner in the heart of Little Italy right off famed Mulberry Street. Delicious and generous portion of mouthwatering Italian dishes served family style.

\$33.00

HB Burger

The latest member of the Heartland Brewery family of restaurants, HB Burger is the only full-service burger-oriented restaurant in the Times Square area. It features comfortable and spacious seating, wrought-iron chandeliers and a compelling menu. Expect to find prime Angus beef burgers, specialty salads, "Must Fry's" like tatter tots stuffed with bacon and Jack cheese, and homemade sodas on tap. Student meal included family style appetizer, entrees, accompaniments, dessert, and unlimited soda and juices.

\$34.00

Extras

Souvenir DVDs

Preserve all the great memories of your trip with a professionally mastered DVD created from pictures taken by your group on your trip!

Each participant receives a copy of the DVD customized just for your school!

We can add a personalized message from the director and we can even add your performance music to the DVD.

\$11.00*

*Price does not apply to orders of less than 22 DVD's



WorldStardes

OnStage Programs

Dates: August 10-12, 2011 | August 17-19, 2011

WorldStardes.com/onsstage

1-800-231-9567

New York City Heritage Festival

Popular Activities Guide

Your Destination Specialist works with you to build the perfect itinerary for your group! Explore what your festival destination has to offer in our Popular Activities Guide.

Kerri Prawitt
800-223-4367 ext. 49743
Fax: (801) 433-9711
kerrie@worldstrides.org

Kim Boothe
800-223-4367 ext.49762
Fax: 801-433-9711
kimberlyb@worldstrides.org

Perform

AIM Experience

Affirm. Inspire. Mentor. Directors have been asking for it, and here it is! The AIM Experience is an exclusive private master-class session offered as an elective to participating groups at all Heritage Festivals. This 60-90 minute concentrated educational experience provides extra performance time and customized one-on-one instruction from one of our professional clinicians. Music directors can set the focus of the session's content through their planning call with the instructor. Reaffirm your classroom teachings, fine tune your festival performance, or focus on a few specific skills – the choice is yours!
\$775 per ensemble

Entertainment

Broadway Workshop

Your group works with a Musical Director or Broadway performer, focusing on vocal dynamics and acting through songs. Other workshops available upon request.

\$34-\$45 pp/ 35-person min
(smaller group options)

Sightseeing

Sounds of the City Tour

The Sounds of the City Tour is designed to enhance your band, orchestra, or choral experience, as we share stories and sights of the great history behind the music in New York. From jazz to bebop in The Village to ragtime and rap in Harlem, see a different angle of New York City!

School must provide your own bus, with working microphone and one seat for tour guide.

4hr. tour (35 + people) - \$18.00 per person
4 hr. tour (35 or less people) - \$26.00 per person

Carnegie Hall

Discover century-plus performance traditions that have showcased the finest of the world's artists—including Tchaikovsky, Mahler, Horowitz, and even the Beatles.

Students - \$19.00
Adults - \$24.00

American Museum of Natural History

The American Museum of Natural History, located on the Upper West Side of Manhattan in New York City, is one of the largest and most celebrated museums in the world. Explore many exciting exhibits as you discover the earliest humans, see fossils that are thousands of years old, or learn about animals from around the world. View a Space Show in the planetarium, check out a collection of meteorites, or walk amongst ocean creatures in the Ocean Room.

Without Space Show- \$18.00
With Space Show - \$25.00

Top of the Rock

The observation deck atop the skyscraper in Rockefeller Center, dubbed "Top of the Rock", is one of New York's great landmarks. Built to resemble the deck of an ocean liner, Top of the Rock offers sightseers a fantastic view of the city. Learn more about the legacy of Rockefeller and the many events that take place in the plaza below.

Students - \$30.50 | Adults - \$38.50

Empire State Building

Get a spectacular view of New York City from atop the Empire State Building, and experience for yourself one of the most famous skyscrapers in the world.

Students - \$25.00 | Adults - \$34.00

Radio City Music Hall

Visit this art deco landmark, learn about the Rockettes, see and hear the mighty Wurlitzer organ, and experience a unique view of Radio City on this behind-the-scenes tour.

\$29.00



WorldStrides

OnStage Programs

WorldStrides.com/90301314

800-223-4367

Hotel Quote #2 Washington D.C.

RE: Hampton
Inn & Suites
Reagan
National
Airport

Delfilia Meneses <Deifili
Thu 8/15/2019 2:42 PM

To
James Phillips <jdphillips@ortn.edu>

Hello Doug,

It was a pleasure speaking to you.

I'm happy to let you know that I'm able to provide you with the room rate of \$199.00 plus tax.

Check in March 25th – Check out March 27th, 2020. 20 double bedrooms.

Here is a list of information I would like to share with you.

- Rates are per room, per night, plus tax. Current tax rate is 13.25%
- Rollaway beds are not permitted in standard rooms.
- Hotel is 100% smoke-free
- Rate includes Breakfast Buffet daily – guest flow
- No bus parking is available/permitted on hotel property
- Overnight self-parking \$25.00
- Day self-parking \$15.00

Please let me know soon if you wish to move forward and I would be happy to send you the agreement.

Talk to you soon.

Dee

Delfilia Meneses
Sr. Sales Manager



2020 Jefferson Davis Highway | Arlington, VA 22202
T: 703.842.1631 F: 703.920.4033
E: delfilia.meneses@hilton.com

This transmission is not a digital or electronic signature and cannot be used to form, document, or authenticate a contract. Hilton and its affiliates accept no liability arising in connection with this transmission. Copyright 2019 Hilton Proprietary and Confidential

Hotel #3 Marriott Regan Airport Washington D.C.

Dates

Wed, Mar 25, 2020 – Fri,
Mar 27, 2020

Rooms & Guests

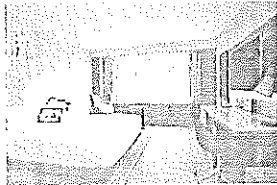
1 Room : 1 Adult


EDIT

To book an accessible room, select a room type first.

Concierge level, Guest room, 1 King

Room Details



Member Rate 
Advance Purchase,
prepay in full, non-
refundable if
cancelled more than 1
day after booking, no
changes, see Rate
details

Rate Details

~~294~~
245 USD
Avg./night
490 Total per room

SELECT

Advance Purchase rate,
prepay in full, non-
refundable if cancelled
more than 1 day after
booking, no changes

Rate Details


~~294~~
250 USD
Avg./night
500 Total per room

SELECT

Concierge level, Guest room, 2 Double

Room Details



Member Rate 
Advance Purchase,
prepay in full, non-
refundable if
cancelled more than 1
day after booking, no
changes. see Rate

~~294~~
294

Hotel Quote #2 New York City

Newark Liberty International Airport Marriott

Newark International Airport - Newark, NJ 07114, USA

Space to celebrate

FS

Welcome

August 15, 2019

USA

Dear Doug Phillips,

Thank you so much for your interest in our Newark Liberty International Airport Marriott! I have attached a proposal to help you in the planning process for your event.

We greatly appreciate your consideration, and would love the opportunity to take great care of your group. Please let me know if I can answer any questions, or if there is anything we can do to earn your business!

As you know, we are not currently holding space, so our rates and availability are subject to change after 14 days.

Please let me know if this sounds like something that would work for you, and I would be happy to place space on hold and send over a sales agreement to secure your arrangements.

Thank you again, and have a great day!

Warm Regards, Brooke Beckwith Email: brooke.beckwith@marriott.com Phone: 7813501137

Introduction

If your event plans are up in the air, you've just found a great place to land. Just 15 miles from New York City, the Newark Liberty International Airport Marriott is the ideal solution. The only hotel located on airport premises, we offer a rare blend of convenience and comfort, with recently renovated facilities and more than 30,000 square feet of flexible meeting space. Our new restaurant Aviation Grill offers American cuisine and several private dining rooms, perfect for smaller meetings and private functions. Your group will also enjoy our 24-hour fitness center. We're the perfect gateway to Manhattan, the Meadowlands sports complex and beyond. So give us your best ideas. We'll make them fly.

Event Details

Guest Room Commitment

[Enlarge Grid](#)

Date	Day	Double	Total Rooms
03/27/2020	Fri	20	20
03/28/2020	Sat	20	20

[Enlarge Grid](#)

[Enlarge Grid](#)

Start Date	End Date	Room Type	Rate
03/27/2020	03/28/2020	Double	\$139.00

[Enlarge Grid](#)

Hotel Quote #3

Marriott Marquis New York City

Dates

Wed, Mar 25, 2020 – Fri,
Mar 27, 2020

Rooms & Guests


1 Room : 1 Adult


EDIT

To book an accessible room, select a room type first.

Marquis Deluxe, Guest room, 2 Double, Sofa bed

Room Details



Member Rate 
Advance Purchase,
prepay in full, non-
refundable if
cancelled more than 1
day after booking, no
changes, see Rate
details

Rate Details

389
324 USD
Avg./night
648 Total per room

SELECT

Advance Purchase rate,
prepay in full, non-
refundable if cancelled
more than 1 day after
booking, no changes,
see Rate details

Rate Details


389
331 USD
Avg./night
662 Total per room

SELECT

Marquis Deluxe, Guest room, 1 King, Sofa bed

Room Details



Member Rate 
Advance Purchase,
prepay in full, non-
refundable if

OAK RIDGE HIGH SCHOOL STUDENT COUNCIL

Oak Ridge, Tennessee 37830

CHARTER GUIDELINES

NAME OF CLUB: D & D club SPONSOR: Elisabeth Danisar

~~CLUB MEMBERSHIP:~~ Dungeons & Dragons

SELECTION OF OFFICERS: Vote for Pres. and VP

PURPOSE: To promote outside the box thinking and leadership skills.

CLUB ACTIVITIES: Critical thinking D&D campaigns

CLUB MEETINGS: Tuesdays and Thursdays, after school, until 5:00 pm

CLUB FUNDING: Students will resources already obtained

ANY RULES AND REGULATIONS: Begin & end on time, bring designated resources, be respectful and courteous

OTHER PERTINENT INFORMATION: _____

Student Representative C.L. Humphrey

Administration Approval Paul G. Stup Date 8.22.19

Date approved by Student Council 8/22/19 SAB

OAK RIDGE HIGH SCHOOL STUDENT COUNCIL

Oak Ridge, Tennessee 37830

CHARTER GUIDELINES

NAME OF CLUB: LaunchX SPONSOR: Bauman

CLUB MEMBERSHIP: Anyone can join

SELECTION OF OFFICERS: Election

PURPOSE: To allow students to explore an interest in entrepreneurship and launch business endeavors

CLUB ACTIVITIES: Weekly meetings that follow LaunchX's course as students develop and launch a business throughout the year.

CLUB MEETINGS: Wednesdays right after school.

CLUB FUNDING: fundraising, student payments

ANY RULES AND REGULATIONS: Basic behavior guidelines followed in school

OTHER PERTINENT INFORMATION: Everything is done through the organization called LaunchX. They have a system for this club

Student Representative Brent Burdick

Administration Approval Beth Gist Date 8-22-19

Date approved by Student Council 8-22-2019 SAB



Oak Ridge Schools

Business Office

Telephone (865)425-9004
Fax: (865)425-9060

Memorandum

To: Dr. Bruce Borchers, Superintendent
From: Pat Smith, Finance Director *Pat*
Date: September 12, 2019
RE: FY19 Internal School Funds Audit

We have received the FY2019 Internal School Funds Annual Financial Report for Oak Ridge Schools from Brown, Jake & McDaniel, PC. The results of the audit examination for the individual student activity funds for each school continue to reflect an overall commitment by staff to the fiscal management and observance of Board of Education policies and procedures.

Please let me know if you have questions or need additional information.

BROWN JAKE & McDANIEL, PC

CERTIFIED PUBLIC ACCOUNTANTS
2607 KINGSTON PIKE, SUITE 110
KNOXVILLE, TENNESSEE 37919-3336
865/637-8600 • fax: 865/637-8601
www.bjmpe.com

JOE L. BROWN, CPA, CGFM, CGMA
FRANK D. McDANIEL, CPA, CGFM, CFMA
TERRY L. MOATS, CPA, CGFM, CGMA
JAMES E. BOOHER, CPA, CGMA

MEMBERS
AMERICAN INSTITUTE OF
CERTIFIED PUBLIC ACCOUNTANTS

September 6, 2019

Members of the Board of Education
The Superintendent of Schools
Oak Ridge Schools
Oak Ridge, Tennessee

We have audited the financial statements of Oak Ridge School's Internal School Funds for the year ended June 30, 2019. Professional standards require that we provide you with information about our responsibilities under generally accepted auditing standards and *Government Auditing Standards*, as well as certain information related to the planned scope and timing of our audit. We have communicated such information in our letter to you dated August 15, 2018. Professional standards also require that we communicate to you the following information related to our audit.

Significant Audit Matters

Qualitative Aspects of Accounting Practices

Management is responsible for the selection and use of appropriate accounting policies. The significant accounting policies used by Oak Ridge Schools are described in Note 1 to the financial statements. No new accounting policies were adopted, and the application of existing policies was not changed during 2019. We noted no transactions entered into by Oak Ridge School's during the year for which there is a lack of authoritative guidance or consensus. All significant transactions have been recognized in the financial statements in the proper period.

Accounting estimates are an integral part of the financial statements prepared by management and are based on management's knowledge and experience about past and current events and assumptions about future events. Certain accounting estimates are particularly sensitive because of their significance to the financial statements and because of the possibility that future events affecting them may differ significantly from those expected.

Difficulties Encountered in Performing the Audit

We encountered no significant difficulties in dealing with management in performing and completing our audit.

Corrected and Uncorrected Misstatements

Professional standards require us to accumulate all known and likely misstatements identified during the audit, other than those that are clearly trivial, and communicate them to the appropriate level of management. Management has corrected all such misstatements. In addition, none of the misstatements detected as a result of audit procedures and corrected by management were material, either individually or in the aggregate, to each opinion unit's financial statements taken as a whole.

Disagreements with Management

For purposes of this letter, a disagreement with management is a financial accounting, reporting, or auditing matter, whether or not resolved to our satisfaction, that could be significant to the financial statements or the auditor's report. We are pleased to report that no such disagreements arose during the course of our audit.

Management Representations

We have requested certain representations from management that are included in the management representation letter dated September 6, 2019.

Management Consultations with Other Independent Accountants

In some cases, management may decide to consult with other accountants about auditing and accounting matters, similar to obtaining a "second opinion" on certain situations. If a consultation involves application of an accounting principle to Oak Ridge School's financial statements or a determination of the type of auditor's opinion that may be expressed on those statements, our professional standards require the consulting accountant to check with us to determine that the consultant has all the relevant facts. To our knowledge, there were no such consultations with other accountants.

Other Audit Findings or Issues

We generally discuss a variety of matters, including the application of accounting principles and auditing standards, with management each year prior to retention as Oak Ridge School's auditors. However, these discussions occurred in the normal course of our professional relationship and our responses were not a condition to our retention.

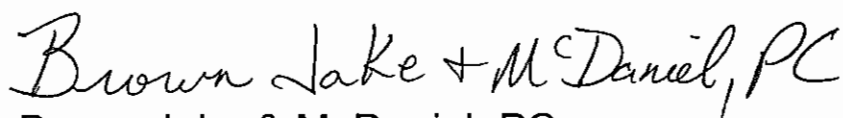
Other Matters

We were engaged to report on the individual school balance sheets – regulatory basis, and the individual school statements of revenues, expenditures and changes in fund balances – regulatory basis presented as supplementary information, as defined by the Government Accounting, which accompany the financial statements but are not RSI. With respect to this supplementary information, we made certain inquiries of management and evaluated the form, content, and methods of preparing the information to determine that the information complies with accounting principles generally accepted in the United States of America, the method of preparing it has not changed from the prior period, and the information is appropriate and complete in relation to our audit of the financial statements. We compared and reconciled the supplementary information to the underlying accounting records used to prepare the financial statements or to the financial statements themselves.

Restriction on Use

This information is intended solely for the information and use of and management of Oak Ridge Schools and is not intended to be, and should not be, used by anyone other than these specified parties.

Very truly yours,



Brown Jake & McDaniel, PC

CERTIFIED PUBLIC ACCOUNTANTS

**OAK RIDGE SCHOOLS
INTERNAL SCHOOL FUNDS**

**Financial Statements
With Supplementary Information**

For the Fiscal Year Ended June 30, 2019

and

Independent Auditor's Report

OAK RIDGE SCHOOLS
INTERNAL SCHOOL FUNDS

Financial Statements
With Supplementary Information

For the Fiscal Year Ended June 30, 2019

Table of Contents

	<u>Page</u>
Table of Contents	1 – 2
List of Principal Officials	3
Independent Auditor's Report	4 – 6
Financial Statements	
Combined Balance Sheet – Regulatory Basis – All Schools	7
Combined Statement of Revenues, Expenditures and Changes in Fund Balances – Regulatory Basis – All Schools	8
Notes to Financial Statements	9 – 13
Supplementary Information	
Individual School Financial Statements	
Oak Ridge High School	
Balance Sheet – Regulatory Basis	14 – 16
Statement of Revenues, Expenditures and Changes in Fund Balance – Regulatory Basis	17 – 20
Jefferson Middle School	
Balance Sheet – Regulatory Basis	21
Statement of Revenues, Expenditures and Changes in Fund Balance – Regulatory Basis	22 – 23
Robertsville Middle School	
Balance Sheet – Regulatory Basis	24 – 25
Statement of Revenues, Expenditures and Changes in Fund Balance – Regulatory Basis	26 – 27
Glenwood Elementary School	
Balance Sheet – Regulatory Basis	28
Statement of Revenues, Expenditures and Changes in Fund Balance – Regulatory Basis	29
Linden Elementary School	
Balance Sheet – Regulatory Basis	30
Statement of Revenues, Expenditures and Changes in Fund Balance – Regulatory Basis	31
Willow Brook Elementary School	
Balance Sheet – Regulatory Basis	32
Statement of Revenues, Expenditures and Changes in Fund Balance – Regulatory Basis	33
Woodland Elementary School	
Balance Sheet – Regulatory Basis	34
Statement of Revenues, Expenditures and Changes in Fund Balance – Regulatory Basis	35

OAK RIDGE SCHOOLS
INTERNAL SCHOOL FUNDS

Financial Statements
With Supplementary Information

For the Fiscal Year Ended June 30, 2019

Table of Contents (Continued)

	<u>Page</u>
Supplementary Information (Continued)	
Individual School Financial Statements (Continued)	
Oak Ridge Preschool	
Balance Sheet – Regulatory Basis	36
Statement of Revenues, Expenditures and Changes in Fund Balance – Regulatory Basis	37
Supplementary Schedules	
Schedule of Interfund and Interaccount Transfers (By School)	38 – 45
Schedule of Salary Supplements (By School)	46
Schedule of Fidelity Bond Coverage	47
Independent Auditor's Report on Internal Control over Financial Reporting and on Compliance and Other Matters Based on an Audit of Financial Statements Performed in Accordance with <i>Government Auditing Standards</i>	48 – 49
Schedule of Prior Year Findings	50

OAK RIDGE SCHOOLS
INTERNAL SCHOOL FUNDS

List of Principal Officials

June 30, 2019

Board of Education Members

Mr. Keys Fillauer, Chairman
Ms. Laura McLean, Vice Chairman
Ms. Angi Agle, Board Member
Mr. Benjamin Stephens, Board Member
Ms. Erin Webb, Board Member

School Administration

Mr. Martin McDonald, Principal, Oak Ridge High School
Dr. Kirk Renegar, Principal, Robertsville Middle School
Mr. Phil Cox, Principal, Jefferson Middle School
Mr. D. T. Hobby, Principal, Woodland Elementary School
Dr. Sherrie Fairchild-Keyes, Principal, Willow Brook Elementary School
Mr. Roger Ward, Principal, Linden Elementary School
Ms. Amelia Bell, Interim Principal, Glenwood Elementary School
Ms. Lisa Downard, Principal, Preschool

Central Office Administration

Dr. Bruce Borchers, Superintendent
Dr. Kelly Williams, Executive Director of Teaching and Learning
Mr. Bruce Lay, Executive Director of School Leadership
Dr. Matthew Bradburn, Executive Director of Human Resources
Ms. Pat Smith, Finance Director
Dr. Larrissa Henderson, Director of Pupil Services
Mr. Doug Cofer, Director of Technology

BROWN JAKE & McDANIEL, PC

CERTIFIED PUBLIC ACCOUNTANTS
 2607 KINGSTON PIKE, SUITE 110
 KNOXVILLE, TENNESSEE 37919-3336
 865/637-8600 • fax: 865/637-8601
 www.bjmpc.com

JOE L. BROWN, CPA, CGFM, CGMA
 FRANK D. McDANIEL, CPA, CGFM, CGMA
 TERRY L. MOATS, CPA, CGFM, CGMA
 JAMES E. BOOHER, CPA, CGMA

MEMBERS
 AMERICAN INSTITUTE OF
 CERTIFIED PUBLIC ACCOUNTANTS

Independent Auditor's Report

Members of the Board of Education and
 The Superintendent of Schools
 Oak Ridge Schools
 Oak Ridge, Tennessee

Report on Financial Statements

We have audited the accompanying combined balance sheet – regulatory basis of Oak Ridge Schools Internal School Funds, as of June 30, 2019, and the related combined statement of revenues, expenditures and changes in fund balances – regulatory basis for the year then ended, and the related notes to the financial statements, which collectively comprise Oak Ridge Schools Internal School Funds' basic financial statements, as listed in the table of contents. We also have audited the individual school balance sheets – regulatory basis, and the individual school statements of revenues, expenditures and changes in fund balances – regulatory basis presented as supplementary information in the accompanying individual school financial statements as of and for the year ended June 30, 2019, as listed in the table of contents.

Management's Responsibility for the Financial Statements

Management is responsible for the preparation and fair presentation of these financial statements in accordance with the financial reporting provisions of the *Tennessee Internal School Uniform Accounting Policy Manual* as described in Note 1. Management is also responsible for the design, implementation and maintenance of internal control relevant to the preparation and fair presentation of financial statements that are free from material misstatement, whether due to fraud or error.

Auditor's Responsibility

Our responsibility is to express an opinion on these financial statements based on our audit. We conducted our audit in accordance with auditing standards generally accepted in the United States of America and the standards applicable to financial audits contained in *Government Auditing Standards* issued by the Comptroller General of the United States. Those standards require that we plan and perform the audit to obtain reasonable assurance about whether the financial statements are free from material misstatement.

An audit involves performing procedures to obtain audit evidence about the amounts and disclosures in the financial statements. The procedures selected depend on the auditor's judgment, including the assessment of the risks of material misstatement of the financial statements, whether due to fraud or error. In making those risk assessments, the auditor considers internal control relevant to the entity's preparation and fair presentation of the financial statements in order to design audit procedures that are appropriate in the circumstances, but not for the purpose of expressing an opinion on the effectiveness of the entity's internal control. Accordingly, we express no such opinion. An audit also includes evaluating the appropriateness of accounting policies used and the reasonableness of significant accounting estimates made by management, as well as evaluating the overall presentation of the financial statements.

We believe that the audit evidence we have obtained is sufficient and appropriate to provide a basis for our audit opinions.

Basis for Adverse Opinion on U.S. Generally Accepted Accounting Principles

As described in Note 1 of the financial statements, the financial statements are prepared by the Oak Ridge Schools Internal School Funds on the basis of the financial reporting provisions of the *Tennessee Internal School Uniform Accounting Policy Manual*, which is a basis of accounting other than accounting principles generally accepted in the United States of America, to meet the requirements of the State of Tennessee.

The effects on the financial statements of the variances between the regulatory basis of accounting described in Note 1 and accounting principles generally accepted in the United States of America, although not reasonably determinable, are presumed to be material.

Adverse Opinion on U.S. Generally Accepted Accounting Principles

In our opinion, because of the significance of the matter discussed in the "Basis for Adverse Opinion on U.S. Generally Accepted Accounting Principles" paragraph, the financial statements referred to in the first paragraph do not present fairly, in accordance with accounting principles generally accepted in the United States of America, the financial position of the Oak Ridge Internal School Funds as of June 30, 2019, or changes in financial position for the year then ended.

Unmodified Opinion on Regulatory Basis of Accounting

In our opinion, the combined financial statements referred to in the first paragraph present fairly, in all material respects, the assets, liabilities and fund balances of the Oak Ridge Schools Internal School Funds as of June 30, 2019, and the related revenues, expenditures and changes in fund balances for the year then ended, in accordance with the financial reporting provisions of the *Tennessee Internal School Uniform Accounting Policy Manual* described in Note 1. In addition, in our opinion, the individual school financial statements referred to in the first paragraph present fairly, in all material respects, the assets, liabilities and fund balances of the Oak Ridge Schools Internal School Funds as of June 30, 2019, and the related revenues, expenditures and changes in fund balances for the year then ended, in accordance with the financial reporting provisions of the *Tennessee Internal School Uniform Accounting Policy Manual* described in Note 1.

Other Matters

Other Information

Our audit was conducted for the purpose of forming an opinion on the combined financial statements – regulatory basis that collectively comprise the Oak Ridge Schools Internal School Funds' basic financial statements. In addition, our audit was conducted for the purpose of forming an opinion on the individual school financial statements – regulatory basis, presented as supplementary information. The supplementary schedules, as listed in the table of contents, are presented for purposes of additional analysis and are not a required part of the basic financial statements – regulatory basis of the schools. As described in Note 1 of the financial statements, the supplementary schedules, as listed in the table of contents, are prepared by the Oak Ridge Schools Internal School Funds on the basis of the financial reporting provisions of the *Tennessee Internal School Uniform Accounting Policy Manual*, which is a comprehensive basis of accounting other than accounting principles generally accepted in the United States of America.

The supplementary schedules, as listed in the table of contents, are the responsibility of management and were derived from and relate directly to the underlying accounting and other records used to prepare the basic financial statements – regulatory basis. Such information has been subjected to the auditing procedures applied in the audit of the basic financial statements – regulatory basis and certain additional procedures, including comparing and reconciling such information directly to the underlying accounting and other records used to prepare the basic financial statements or to the basic financial statements – regulatory

basis themselves, and other additional procedures in accordance with auditing standards generally accepted in the United States of America. In our opinion, the supplementary schedules, as listed in the table of contents, are fairly stated, in all material respects, in relation to the basic financial statements – regulatory basis as a whole.

Other Reporting Required by *Government Auditing Standards*

In accordance with *Government Auditing Standards*, we have also issued our report dated September 6, 2019 on our consideration of the Oak Ridge Schools Internal School Funds' internal control over financial reporting and on our tests of its compliance with certain provisions of laws, regulations, contracts, and grant agreements and other matters. The purpose of that report is solely to describe the scope of the testing of internal control over financial reporting and compliance and the results of that testing, and not to provide an opinion on the effectiveness of Oak Ridge Schools Internal School Fund's internal control over financial reporting or on compliance. That report is an integral part of an audit performed in accordance with *Government Auditing Standards* in considering the Oak Ridge Internal School Funds' internal control over financial reporting and compliance.

Brown Lake + McDaniel, PC

Knoxville, Tennessee
September 6, 2019

OAK RIDGE SCHOOLS
INTERNAL SCHOOL FUNDS

Combined Balance Sheet – Regulatory Basis – All Schools

June 30, 2019

	Oak Ridge High	Jefferson Middle	Robertsville Middle	Glenwood Elementary	Linden Elementary	Willow Brook Elementary	Woodland Elementary	Preschool	Total
ASSETS									
Cash on hand	\$ 150	\$ 2,100	\$ -	\$ -	\$ -	\$ -	\$ -	\$ -	\$ 2,250
Cash in bank - checking	522,894	194,764	137,269	20,095	44,155	39,146	46,037	24,969	1,029,329
Cash in bank - savings	-	-	-	-	-	-	-	-	-
Certificates of deposit	20,936	-	-	-	-	-	-	-	20,936
Accounts receivable	952	-	-	-	-	-	-	-	952
Inventory	3,339	-	-	-	-	-	-	-	3,339
Total assets	\$ 548,271	\$ 196,864	\$ 137,269	\$ 20,095	\$ 44,155	\$ 39,146	\$ 46,037	\$ 24,969	\$ 1,056,806
LIABILITIES AND FUND BALANCES									
Liabilities:									
Accounts payable	\$ -	\$ -	\$ -	\$ -	\$ -	\$ -	\$ -	\$ -	\$ -
Total Liabilities	-	-	-	-	-	-	-	-	-
Fund balances:									
General Fund:									
Nonspendable	3,339	-	-	-	-	-	-	-	3,339
Assigned	-	-	-	-	-	-	-	-	-
Unassigned	102,096	111,190	30,703	18,679	38,594	27,263	36,926	20,459	385,910
Restricted Fund:									
Restricted	40,376	-	-	1,106	1,145	7,700	6,216	-	56,543
Assigned	402,460	85,674	106,566	310	4,416	4,183	2,895	4,510	611,014
Total fund balances	548,271	196,864	137,269	20,095	44,155	39,146	46,037	24,969	1,056,806
Total liabilities and fund balances	\$ 548,271	\$ 196,864	\$ 137,269	\$ 20,095	\$ 44,155	\$ 39,146	\$ 46,037	\$ 24,969	\$ 1,056,806

The accompanying notes are an integral part of these financial statements.

OAK RIDGE SCHOOLS
INTERNAL SCHOOL FUNDS

Combined Statement of Revenues, Expenditures and Changes
in Fund Balances – Regulatory Basis – All Schools

For the Fiscal Year Ended June 30, 2019

	Oak Ridge High	Jefferson Middle	Robertsville Middle	Glenwood Elementary	Linden Elementary	Willow Brook Elementary	Woodland Elementary	Preschool	Total
Revenues	\$ 835,043	\$ 200,404	\$ 192,556	\$ 50,974	\$ 65,040	\$ 54,198	\$ 42,626	\$ 9,037	\$ 1,449,878
Expenditures	740,778	206,768	184,107	55,623	61,656	45,343	38,081	10,732	1,343,088
Revenues over (under) expenditures	94,265	(6,364)	8,449	(4,649)	3,384	8,855	4,545	(1,695)	106,790
Other financing sources (uses):									
Operating transfers in	-	-	-	-	-	-	-	-	-
Operating transfers out	-	-	-	-	-	-	-	-	-
Total other financing sources (uses)	-	-	-	-	-	-	-	-	-
Revenues and other financing sources over (under) expenditures and other financing uses	94,265	(6,364)	8,449	(4,649)	3,384	8,855	4,545	(1,695)	106,790
Changes in reserve for inventory	-	-	-	-	-	-	-	-	-
Fund balances, July 1, 2018	454,006	203,228	128,820	24,744	40,771	30,291	41,492	26,664	950,016
Fund balances, June 30, 2019	\$ 548,271	\$ 196,864	\$ 137,269	\$ 20,095	\$ 44,155	\$ 39,146	\$ 46,037	\$ 24,969	\$ 1,056,806

The accompanying notes are an integral
part of these financial statements.

OAK RIDGE SCHOOLS
INTERNAL SCHOOL FUNDS

Notes to Financial Statements

June 30, 2019

Background

Section 49-2-110, *Tennessee Code Annotated*, provides for student internal school funds, establishes responsibility for those funds and requires schools to adopt and follow a uniform accounting manual.

1. Summary of Significant Accounting Policies

(a) Financial Reporting Entity

This report includes only the internal school funds of the Oak Ridge School System. Internal school funds are agency funds of the Oak Ridge Board of Education, a component unit of Oak Ridge Schools. Internal school funds consist of financial resources accounted for at the individual schools. The accompanying financial statements do not include all internal school funds of the Oak Ridge Schools. School food authority operations accounted for at the individual schools are audited and reported separately.

Internal School Funds

Internal school funds reported in the accompanying financial statements include donations and grants made to the individual schools; fees collected by schools; funds received from the local board of education; funds raised through cooperative agreements; rental fees; and student activity funds.

Student Internal School Funds

Student internal school funds include all money received from any source for school-sponsored student activities or school-sponsored events held at or in connection with a school, and specifically include, but are not limited to funds:

- Derived from a school-sponsored academic, art, athletic, or social event involving students;
- Raised by school-sponsored clubs involving students;
- Raised by school-sponsored fund-raisers involving students who are under the supervision of a school employee;
- Received from a commission for the direct sale of items to students pursuant to a cooperative agreement between the school and an outside organization;
- Received for the direct sale of items to students; and
- Raised from fees charged to students.
- Obtained from interest from any account that contains student activity funds
- Obtained from any related school-sponsored activity that involves the use of school personnel, students, and property during the school day.

OAK RIDGE SCHOOLS
INTERNAL SCHOOL FUNDS

Notes to Financial Statements
(Continued)

1. Summary of Significant Accounting Policies (Continued)

(b) Other Comprehensive Basis of Accounting

The accounting and financial reporting requirements for internal school funds are set forth in the *Tennessee Internal School Uniform Accounting Policy Manual*, issued by the Tennessee Department of Education. The requirements established in the *Tennessee Internal School Uniform Accounting Policy Manual* differ from accounting principles generally accepted in the United States of America primarily in the presentation of the financial statements and restricted fund revenue and expenditure accounting and reporting. The following is a summary of the basic requirements of this other comprehensive basis of accounting.

The financial statements consist of balance sheets and statements of revenues, expenditures and changes in fund balances.

The combined financial statements present all of the individual schools in a columnar format and are required to be presented before the notes to the financial statements. These statements focus on each of the individual schools rather than the funds within the schools. In keeping with that focus, the columnar headings identify the individual schools rather than the funds.

The individual school financial statements present the detailed fund activity in each school and are included after the notes to the financial statements.

Revenues are classified by source and expenditures are classified by either function or object for the general fund but not the restricted fund. Revenues and expenditures of the restricted fund are recorded based on the specific group or activity which will benefit or expend the funds. The activity in the restricted "accounts" is presented as total revenues and transfers in and total expenditures and transfers out for each account. A corresponding "fund balance" is presented for each account. Although the restricted fund is a single fund, each account within the fund must present its portion of the restricted fund balance. Transfers reported on the financial statements represent authorized movement of funds between restricted accounts as well as between the general fund and restricted fund.

(c) Measurement Focus/Basis of Accounting

Measurement focus refers to what is being measured; basis of accounting refers to when revenues and expenditures are recognized in the accounts and reported in the financial statements. Basis of accounting relates to the timing of the measurement made, regardless of the measurement focus applied. The internal school funds use a current financial resources measurement focus and are accounted for using the modified accrual basis of accounting. Revenues are recognized when susceptible to accrual, i.e., when they become measurable and available. Management policies define available as collectible within 60 days after the fiscal year end. Expenditures are generally recognized under the modified accrual basis of accounting when the related fund liability is incurred, if measurable.

OAK RIDGE SCHOOLS
INTERNAL SCHOOL FUNDS

Notes to Financial Statements
(Continued)

1. Summary of Significant Accounting Policies (Continued)

(d) Fund Structure

The accounts of the individual schools are organized on the basis of funds, each of which is considered to be a separate accounting entity. The operations of each fund are accounted for by providing a separate set of self-balancing accounts, which are comprised of the fund's assets, liabilities, fund equity, revenues and expenditures. The funds are grouped in the accompanying financial statements as follows:

- General Fund: The general fund is used to account for all money to be used for the general operation of the school for the welfare of the student body. Revenues and expenditures in this fund are not restricted to any specific group or activity.
- Restricted Fund: The restricted fund is used to account for money that is restricted for the use of a specific segment of the school population or legally restricted for a specific purpose and is not intended to benefit the general school population.

(e) Fund Balances

Nonspendable Fund Balance:

Fund balances reported as nonspendable in the accompanying financial statements represent amounts for inventory in the general fund.

Restricted Fund Balance

Fund balances reported as "Restricted" are the result of externally imposed restrictions placed upon certain resources accounted for in the restricted funds. This includes BEP (Basic Education Program) funds and grant funds.

When both restricted and unrestricted resources are available for use, it is the school system's policy to use restricted resources first, then unrestricted resources as they are needed.

Assigned Fund Balance

Amounts that are constrained by each school's intent to be used for specific purposes are reflected as assigned in the accompanying financial statements. This includes accounts reported in the restricted fund at each school, except for those that account for externally restricted resources as described above. Inventory amounts for restricted accounts are reflected as assigned because the use of the proceeds from the sale of those inventories is assigned. Board of Education allocation amounts not spent by the end of the fiscal year are reflected as assigned in the general fund because the Board's intent is for those resources to be expended for instruction, administration, and/or operations and maintenance.

The Board of Education is authorized to assign amounts for specific purposes with respect to the amounts they allocate to the individual schools. The principal is the official authorized to assign all other amounts to a specific purpose. Authorization is established by the *Tennessee Internal School Uniform Accounting Policy Manual*.

OAK RIDGE SCHOOLS
INTERNAL SCHOOL FUNDS

Notes to Financial Statements
(Continued)

1. Summary of Significant Accounting Policies (Continued)

(e) Fund Balances (Continued)

Unassigned Fund Balance

In accordance with generally accepted accounting principles, the general fund is the only fund at each school that reports amounts for unassigned fund balance. This classification represents fund balance that is not restricted and has not been assigned to specific purposes within the general fund.

When both assigned and unassigned resources are available for use, it is the school system's policy to use assigned resources first, then unassigned resources as they are needed.

2. Cash and Certificate of Deposit

Cash – The Internal School Funds' bank deposits at the balance sheet date consist of checking accounts, which were entirely insured by federal depository insurance or collateralized by participation in the State Collateral Pool.

Certificate of Deposit – The Oak Ridge High School's certificate of deposit is held by a bank entirely insured by federal depository insurance. The following is a summary of the certificates of deposit at June 30, 2019:

School	Bank	Maturity Date	Interest Rate	Balance
Oak Ridge High School	Tennessee Bank	7/22/2019	1.15%	\$ 20,936

3. Inventory

Inventories are stated at the lower of cost (first-in, first-out), or market (net realizable value). The purchases method is used to account for inventories. Under the purchases method, inventories are reported as an expenditure when purchased (or when received for donated items) rather than being capitalized as an asset. However, significant amount of inventory, if any, on hand at year end are reported as an asset in the financial statements. In accordance with generally accepted accounting principles, the fair value donated goods and supplies are recognized as revenues and expenditures in the financial statements. For the current year, no significant amounts of such donations were received.

OAK RIDGE SCHOOLS
INTERNAL SCHOOL FUNDS

Notes to Financial Statements
(Continued)

4. Fixed Assets

Fixed assets acquired by the individual schools are recorded as expenditures at the time of purchase. Title and accountability for fixed assets purchased pass automatically to the Board of Education.

5. Income Taxes

The schools are exempt from taxes on income; accordingly, no provision for income taxes has been made in financial statements.

6. Deficit Fund Balances

The total fund balances shown in the combining balance sheets represent the amounts reserved for inventories, restricted accounts, as well as assigned funds. The following are deficit fund balances by school fund, and amount.

<u>School</u>	<u>Fund</u>	<u>Deficit Amount</u>
Linden Elementary School	Safety Patrol	\$ 69
Willow Brook Elementary School	Concessions / Staff	18
Willow Brook Elementary School	Intercession	102
Woodland Elementary School	Coding Camp	636
Woodland Elementary School	T-Shirts	5

7. Salary Supplements

Salary supplements were paid by the Oak Ridge Schools as authorized by the local school board and reimbursed by the sponsoring activity fund. A schedule of salary supplements for the year ended June 30, 2019, is included in the supplemental information.

8. Risk Management

A significant number of taxpayers in the City of Oak Ridge are employed by the U.S. Department of Energy (DOE) or their contractors. DOE and related federal government contractors' operations are contingent upon annual U.S. congressional appropriations; therefore, a reduction in DOE related operations could have a significant effect upon the future operations of the Oak Ridge Schools Internal Schools Funds.

9. Subsequent Events

The Schools' management has evaluated subsequent events through September 6, 2019, the date on which the financial statements were available to be issued.

SUPPLEMENTARY INFORMATION

OAK RIDGE SCHOOLS
INTERNAL SCHOOL FUNDS
Oak Ridge High School
Balance Sheet – Regulatory Basis

June 30, 2019

	Assets						Liabilities and Fund Balances									
	Cash on Hand	Cash in Bank - Checking	Cash in Bank - Savings	Certificates of Deposit	Accounts Receivable	Inventory	Total Assets	Liabilities		Fund Balances				Total Liabilities and Fund Balances		
								Accounts Payable	Total Liabilities	Non-Spendable	Restricted	Assigned	Unassigned		Total Fund Balances	
General Fund	\$ 150	\$ 80,058	\$ -	\$ 20,936	\$ 952	\$ 3,339	\$ 105,435	\$ -	\$ -	\$ 3,339	\$ -	\$ -	\$ 102,096	\$ 105,435	\$ 105,435	
Restricted Funds:																
Athletics	-	71,897	-	-	-	-	71,897	-	-	-	-	-	71,897	-	71,897	71,897
Class of 2019	-	1,144	-	-	-	-	1,144	-	-	-	-	-	1,144	-	1,144	1,144
Class of 2020	-	210	-	-	-	-	210	-	-	-	-	-	210	-	210	210
IFC	-	264	-	-	-	-	264	-	-	-	-	-	264	-	264	264
Only One World	-	260	-	-	-	-	260	-	-	-	-	-	260	-	260	260
Jugglers Club	-	8	-	-	-	-	8	-	-	-	-	-	8	-	8	8
French Club	-	206	-	-	-	-	206	-	-	-	-	-	206	-	206	206
German Club	-	11	-	-	-	-	11	-	-	-	-	-	11	-	11	11
IRC	-	610	-	-	-	-	610	-	-	-	-	-	610	-	610	610
Key Club	-	658	-	-	-	-	658	-	-	-	-	-	658	-	658	658
Young Democrats	-	153	-	-	-	-	153	-	-	-	-	-	153	-	153	153
Masquers	-	29,156	-	-	-	-	29,156	-	-	-	-	-	29,156	-	29,156	29,156
NHS	-	700	-	-	-	-	700	-	-	-	-	-	700	-	700	700
Spanish Honor Society	-	815	-	-	-	-	815	-	-	-	-	-	815	-	815	815
Ski Club	-	836	-	-	-	-	836	-	-	-	-	-	836	-	836	836
Spanish Club	-	515	-	-	-	-	515	-	-	-	-	-	515	-	515	515
Environment Club	-	1,322	-	-	-	-	1,322	-	-	-	-	-	1,322	-	1,322	1,322
GSA Club	-	2,219	-	-	-	-	2,219	-	-	-	-	-	2,219	-	2,219	2,219
Philosophy Club	-	196	-	-	-	-	196	-	-	-	-	-	196	-	196	196
Virtual Enterprise	-	3,230	-	-	-	-	3,230	-	-	-	-	-	3,230	-	3,230	3,230
Skills USA	-	1,998	-	-	-	-	1,998	-	-	-	-	-	1,998	-	1,998	1,998
FCA	-	64	-	-	-	-	64	-	-	-	-	-	64	-	64	64
Mock Trial	-	20	-	-	-	-	20	-	-	-	-	-	20	-	20	20
E.S.E.	-	110	-	-	-	-	110	-	-	-	-	-	110	-	110	110
Engineering Club	-	442	-	-	-	-	442	-	-	-	-	-	442	-	442	442
Haiti Club	-	35	-	-	-	-	35	-	-	-	-	-	35	-	35	35
TSA	-	1,005	-	-	-	-	1,005	-	-	-	-	-	1,005	-	1,005	1,005
Interact	-	996	-	-	-	-	996	-	-	-	-	-	996	-	996	996
Math Club	-	927	-	-	-	-	927	-	-	-	-	-	927	-	927	927
Debate Club	-	56	-	-	-	-	56	-	-	-	-	-	56	-	56	56
Pi Club	-	55	-	-	-	-	55	-	-	-	-	-	55	-	55	55
Science Club	-	78	-	-	-	-	78	-	-	-	-	-	78	-	78	78
Science Olympia	-	74	-	-	-	-	74	-	-	-	-	-	74	-	74	74
Science Bowl	-	1,089	-	-	-	-	1,089	-	-	-	-	-	1,089	-	1,089	1,089
Scholars Bowl	-	46,891	-	-	-	-	46,891	-	-	-	-	-	46,891	-	46,891	46,891
Chess Club	-	45	-	-	-	-	45	-	-	-	-	-	45	-	45	45
FBLA	-	2,457	-	-	-	-	2,457	-	-	-	-	-	2,457	-	2,457	2,457
Break Dancer Club	-	265	-	-	-	-	265	-	-	-	-	-	265	-	265	265
STEPP Club	-	106	-	-	-	-	106	-	-	-	-	-	106	-	106	106
First Robotics	-	4,984	-	-	-	-	4,984	-	-	-	-	-	4,984	-	4,984	4,984
Computer Programming	-	202	-	-	-	-	202	-	-	-	-	-	202	-	202	202
2 Left Feet	-	5	-	-	-	-	5	-	-	-	-	-	5	-	5	5
Sewing Club	-	174	-	-	-	-	174	-	-	-	-	-	174	-	174	174
Subtotal Restricted Funds	-	176,488	-	-	-	-	176,488	-	-	-	-	-	176,488	-	176,488	176,488

(Continued)

OAK RIDGE SCHOOLS
INTERNAL SCHOOL FUNDS

Oak Ridge High School
Balance Sheet – Regulatory Basis
(Continued)

June 30, 2019

	Assets						Liabilities and Fund Balances							Total Liabilities and Fund Balances
	Cash on Hand	Cash in Bank - Checking	Cash in Bank - Savings	Certificates of Deposit	Accounts Receivable	Inventory	Liabilities		Fund Balances			Total Fund Balances		
							Accounts Payable	Total Liabilities	Non-Spendable	Restricted	Assigned		Unassigned	
Restricted Funds (Continued):														
ROTC	\$ -	\$ 9,703	\$ -	\$ -	\$ -	\$ -	\$ 9,703	\$ -	\$ -	\$ -	\$ 9,703	\$ -	\$ 9,703	\$ 9,703
Wildcat Pride	-	622	-	-	-	-	622	-	-	-	622	-	622	622
Disc Sports	-	461	-	-	-	-	461	-	-	-	461	-	461	461
Not In Our School	-	148	-	-	-	-	148	-	-	-	148	-	148	148
Compassion Club	-	-	-	-	-	-	-	-	-	-	-	-	-	-
CDC I	-	2,975	-	-	-	-	2,975	-	-	-	2,975	-	2,975	2,975
CDC II	-	425	-	-	-	-	425	-	-	-	425	-	425	425
Postage	-	32	-	-	-	-	32	-	-	-	32	-	32	32
Freshmen Orientation	-	16	-	-	-	-	16	-	-	-	16	-	16	16
Prom	-	12,354	-	-	-	-	12,354	-	-	-	12,354	-	12,354	12,354
English	-	5,908	-	-	-	-	5,908	-	-	-	5,908	-	5,908	5,908
PTSA Indigent Student	-	657	-	-	-	-	657	-	-	-	657	-	657	657
Spanish Culture	-	2,922	-	-	-	-	2,922	-	-	-	2,922	-	2,922	2,922
French Culture	-	7,589	-	-	-	-	7,589	-	-	-	7,589	-	7,589	7,589
Girls Choice	-	36	-	-	-	-	36	-	-	-	36	-	36	36
AP Economics	-	3	-	-	-	-	3	-	-	-	3	-	3	3
FUSRAP	-	359	-	-	-	-	359	-	-	-	359	-	359	359
Campus Involvement	-	5,438	-	-	-	-	5,438	-	-	-	5,438	-	5,438	5,438
Band	-	4,711	-	-	-	-	4,711	-	-	-	4,711	-	4,711	4,711
Chorus	-	6,608	-	-	-	-	6,608	-	-	-	6,608	-	6,608	6,608
Orchestra	-	2,388	-	-	-	-	2,388	-	-	-	2,388	-	2,388	2,388
Music Honors Society	-	70	-	-	-	-	70	-	-	-	70	-	70	70
Student Council	-	7,554	-	-	-	-	7,554	-	-	-	7,554	-	7,554	7,554
Flea Market	-	12,173	-	-	-	-	12,173	-	-	-	12,173	-	12,173	12,173
Radio	-	850	-	-	-	-	850	-	-	-	850	-	850	850
Channel 15/TV	-	1,262	-	-	-	-	1,262	-	-	-	1,262	-	1,262	1,262
Art	-	997	-	-	-	-	997	-	-	-	997	-	997	997
Ceramics	-	-	-	-	-	-	-	-	-	-	-	-	-	-
SECME	-	1,457	-	-	-	-	1,457	-	-	-	1,457	-	1,457	1,457
IEP	-	45	-	-	-	-	45	-	-	-	45	-	45	45
Concessions	-	2,788	-	-	-	-	2,788	-	-	-	2,788	-	2,788	2,788
Welding	-	2,293	-	-	-	-	2,293	-	-	-	2,293	-	2,293	2,293
Courtesy Fund	-	994	-	-	-	-	994	-	-	-	994	-	994	994
CC Biology	-	511	-	-	-	-	511	-	-	-	511	-	511	511
CC Foreign Language	-	11	-	-	-	-	11	-	-	-	11	-	11	11
CC Math	-	36,450	-	-	-	-	36,450	-	-	-	36,450	-	36,450	36,450
Biology Honors	-	663	-	-	-	-	663	-	-	-	663	-	663	663
Chemistry Honors	-	545	-	-	-	-	545	-	-	-	545	-	545	545
Biology Honors B	-	358	-	-	-	-	358	-	-	-	358	-	358	358
Biology Honors C	-	1	-	-	-	-	1	-	-	-	1	-	1	1
AP Chemistry	-	-	-	-	-	-	-	-	-	-	-	-	-	-
AP Physics	-	132	-	-	-	-	132	-	-	-	132	-	132	132
AP Environmental	-	253	-	-	-	-	253	-	-	-	253	-	253	253
Anatomy and Physiology	-	206	-	-	-	-	206	-	-	-	206	-	206	206
Microbiology	-	-	-	-	-	-	-	-	-	-	-	-	-	-
Genetics	-	51	-	-	-	-	51	-	-	-	51	-	51	51
Subtotal Restricted Funds	-	133,019	-	-	-	-	133,019	-	-	-	133,019	-	133,019	133,019

(Continued)

OAK RIDGE SCHOOLS
INTERNAL SCHOOL FUNDS
Oak Ridge High School
Balance Sheet – Regulatory Basis
(Continued)

June 30, 2019

	Assets						Liabilities and Fund Balances							Total Liabilities and Fund Balances	
	Cash on Hand	Cash in Bank - Checking	Cash in Bank - Savings	Certificates of Deposit	Accounts Receivable	Inventory	Total Assets	Liabilities		Fund Balances					
								Accounts Payable	Total Liabilities	Non-Spendable	Restricted	Assigned	Unassigned		Total Fund Balances
Restricted Funds (Continued):															
Honors Physics	\$ -	\$ 114	\$ -	\$ -	\$ -	\$ -	\$ 114	\$ -	\$ -	\$ -	\$ -	\$ 114	\$ -	\$ 114	\$ 114
Geology	-	5,281	-	-	-	-	5,281	-	-	-	-	5,281	-	5,281	5,281
Astronomy	-	470	-	-	-	-	470	-	-	-	-	470	-	470	470
Graphic Arts	-	2,170	-	-	-	-	2,170	-	-	-	-	2,170	-	2,170	2,170
Childcare	-	8,945	-	-	-	-	8,945	-	-	-	-	8,945	-	8,945	8,945
Alternative School Coke	-	-	-	-	-	-	-	-	-	-	-	-	-	-	-
Alternative School	-	-	-	-	-	-	-	-	-	-	-	-	-	-	-
Engineer and Manuf. Tech Shop	-	1,690	-	-	-	-	1,690	-	-	-	-	1,690	-	1,690	1,690
HOSA	-	-	-	-	-	-	-	-	-	-	-	-	-	-	-
Bookstore	-	-	-	-	-	-	-	-	-	-	-	-	-	-	-
Oak Log - Yearbook	-	36,436	-	-	-	-	36,436	-	-	-	-	36,436	-	36,436	36,436
Oak Leaf - Newspaper	-	543	-	-	-	-	543	-	-	-	-	543	-	543	543
College Fair	-	4,940	-	-	-	-	4,940	-	-	-	-	4,940	-	4,940	4,940
AP Teacher Conference	-	2,449	-	-	-	-	2,449	-	-	-	-	2,449	-	2,449	2,449
College Board	-	22,487	-	-	-	-	22,487	-	-	-	-	22,487	-	22,487	22,487
Student Magazine	-	609	-	-	-	-	609	-	-	-	-	609	-	609	609
Library / Media	-	12	-	-	-	-	12	-	-	-	-	12	-	12	12
Civics Community	-	15	-	-	-	-	15	-	-	-	-	15	-	15	15
Manhattan Project	-	116	-	-	-	-	116	-	-	-	-	116	-	116	116
Health Science Academy	-	4,654	-	-	-	-	4,654	-	-	-	-	4,654	-	4,654	4,654
Green Campus	-	1,792	-	-	-	-	1,792	-	-	-	-	1,792	-	1,792	1,792
Education Foundation	-	3,521	-	-	-	-	3,521	-	-	-	3,521	-	3,521	3,521	
Vietnamese School	-	230	-	-	-	-	230	-	-	-	230	-	230	230	
Grants	-	5,751	-	-	-	-	5,751	-	-	-	5,751	-	5,751	5,751	
R.I.S.E.	-	1,951	-	-	-	-	1,951	-	-	-	1,951	-	1,951	1,951	
Auto Tech	-	40	-	-	-	-	40	-	-	-	40	-	40	40	
Donation	-	1,898	-	-	-	-	1,898	-	-	-	1,898	-	1,898	1,898	
PTS/PTSO	-	1,153	-	-	-	-	1,153	-	-	-	1,153	-	1,153	1,153	
Fall Basketball	-	269	-	-	-	-	269	-	-	-	269	-	269	269	
Boys Summer Basketball	-	23,532	-	-	-	-	23,532	-	-	-	23,532	-	23,532	23,532	
Football Camp	-	127	-	-	-	-	127	-	-	-	127	-	127	127	
AVID	-	2,012	-	-	-	-	2,012	-	-	-	2,012	-	2,012	2,012	
SCA Robotics	-	122	-	-	-	-	122	-	-	-	122	-	122	122	
Weight Room	-	-	-	-	-	-	-	-	-	-	-	-	-	-	-
Subtotal restricted funds	-	133,329	-	-	-	-	133,329	-	-	-	40,376	92,953	-	133,329	133,329
Total restricted funds	-	442,836	-	-	-	-	442,836	-	-	-	40,376	402,460	-	442,836	442,836
Total general and restricted	\$ 150	\$ 522,894	\$ -	\$ 20,936	\$ 952	\$ 3,339	\$ 548,271	\$ -	\$ -	\$ 3,339	\$ 40,376	\$ 402,460	\$ 102,096	\$ 548,271	\$ 548,271

The accompanying notes are an integral part of these financial statements.

OAK RIDGE SCHOOLS
INTERNAL SCHOOL FUNDS

Oak Ridge High School
Statement of Revenues, Expenditures and Changes in Fund Balance – Regulatory Basis

For the Fiscal Year Ended June 30, 2019

	Fund Balances July 1, 2018	Revenues	Expenditures	Interfund and Interaccount Transfers		Change (Increase (Decrease)) in Inventory	Fund Balances June 30, 2019
				In	Out		
General Fund:							
Change		\$ -	\$ -	\$ -	\$ -		
Coke Commissions		7,195	-	-	-		
School Store		2,470	1,883	-	-		
Summer Enrichment		-	-	-	-		
Donations		230	-	-	-		
Fines/Library		275	-	-	-		
Fines/Textbook		615	-	-	-		
Vandalism		750	-	-	-		
Calculators		4,812	-	-	-		
Lost Key Fine		75	-	-	-		
Badge Replacement		2,210	-	-	-		
One to One		8,396	-	-	-		
Interest		1,126	-	-	-		
Miscellaneous		439	-	-	-		
Administration		-	933	-	-		
Instructional		-	-	-	-		
Operation/Maint.		-	230	-	-		
Lunch Fees		-	-	-	-		
Field Trips		143	200	-	-		
Other Expenses		-	17,417	-	-		
Total general fund	97,362	28,736	20,663	-	-	-	105,435
Restricted Funds:							
Athletics	36,484	273,083	237,670	-	-	-	71,897
Class of 2019	2,800	4,213	5,869	-	-	-	1,144
Class of 2020	-	210	-	-	-	-	210
IFC	264	-	-	-	-	-	264
Only One World	260	-	-	-	-	-	260
Jugglers Club	8	-	-	-	-	-	8
French Club	206	296	296	-	-	-	206
German Club	-	222	211	-	-	-	11
IRC	828	492	710	-	-	-	610
Key Club	658	260	260	-	-	-	658
Young Democrats	153	-	-	-	-	-	153
Masquers	23,188	41,642	35,674	-	-	-	29,156
NHS	162	1,891	1,353	-	-	-	700
Spanish Honors Society	891	650	726	-	-	-	815
Ski Club	920	8,106	8,190	-	-	-	836
Sewing Club	-	174	-	-	-	-	174
Subtotal restricted funds	66,822	331,239	290,959	-	-	-	107,102

(Continued)

OAK RIDGE SCHOOLS
INTERNAL SCHOOL FUNDS

Oak Ridge High School
Statement of Revenues, Expenditures and Changes in Fund Balance – Regulatory Basis
(Continued)

For the Fiscal Year Ended June 30, 2019

	Fund Balances July 1, 2018	Revenues	Expenditures	Interfund and Interaccount Transfers		Change {Increase (Decrease)} in Inventory	Fund Balances June 30, 2019
				In	Out		
Restricted Funds (Continued):							
Spanish Club	\$ 515	\$ -	\$ -	\$ -	\$ -	\$ -	\$ 515
Environment Club	1,322	-	-	-	-	-	1,322
GSA Club	1,830	559	170	-	-	-	2,219
Philosophy Club	271	-	75	-	-	-	196
Virtual Enterprise	2,946	5,739	5,455	-	-	-	3,230
Skills USA	1,998	-	-	-	-	-	1,998
FCA	73	700	709	-	-	-	64
Mock Trial	20	-	-	-	-	-	20
E.S.E.	110	-	-	-	-	-	110
Engineering Club	442	-	-	-	-	-	442
Haiti Club	35	-	-	-	-	-	35
TSA	1,005	-	-	-	-	-	1,005
Interact	486	2,814	2,304	-	-	-	996
Math Club	874	4,347	4,294	-	-	-	927
Debate Club	56	-	-	-	-	-	56
Pi Club	55	-	-	-	-	-	55
Science Club	78	-	-	-	-	-	78
Science Olympiad	74	-	-	-	-	-	74
Science Bowl	1,670	1,000	1,581	-	-	-	1,089
Scholars Bowl	1,093	49,145	3,347	-	-	-	46,891
Chess Club	95	-	50	-	-	-	45
FBLA	1,793	3,672	3,008	-	-	-	2,457
Break Dancer Club	265	-	-	-	-	-	265
STEPP Club	106	-	-	-	-	-	106
First Robotics	8,918	32,615	36,549	-	-	-	4,984
Computer Programming	202	-	-	-	-	-	202
2 Left Feet	5	-	-	-	-	-	5
ROTC	2,726	16,455	9,478	-	-	-	9,703
Wildcat Pride	376	456	210	-	-	-	622
Disc Sports	461	-	-	-	-	-	461
Not In Our School	148	-	-	-	-	-	148
Compassion Club	24	1,067	1,091	-	-	-	-
CDC I	2,711	1,277	1,013	-	-	-	2,975
CDC II	243	824	642	-	-	-	425
Postage	1,533	-	1,501	-	-	-	32
Freshmen Orientation	16	-	-	-	-	-	16
Prom	13,540	16,265	17,451	-	-	-	12,354
English	5,908	-	-	-	-	-	5,908
Subtotal restricted funds	54,023	136,935	88,928	-	-	-	102,030

(Continued)

OAK RIDGE SCHOOLS
INTERNAL SCHOOL FUNDS

Oak Ridge High School
Statement of Revenues, Expenditures and Changes in Fund Balance – Regulatory Basis
(Continued)

For the Fiscal Year Ended June 30, 2019

	Fund Balances	Revenues	Expenditures	Interfund and Interaccount Transfers		Change (Increase/Decrease) in Inventory	Fund Balances
	July 1, 2018			In	Out		June 30, 2019
Restricted Funds (Continued):							
PTSA Indigent Student	\$ 657	\$ -	\$ -	\$ -	\$ -	\$ -	\$ 657
Spanish Culture	1,892	3,513	2,483	-	-	-	2,922
French Culture	6,109	3,180	1,700	-	-	-	7,589
Girls Choice	36	-	-	-	-	-	36
AP Economics	3	-	-	-	-	-	3
FUSRAP	125	234	-	-	-	-	359
Campus Improvement	5,438	-	-	-	-	-	5,438
Band	2,649	29,472	27,410	-	-	-	4,711
Chorus	6,820	16,080	16,292	-	-	-	6,608
Orchestra	1,978	9,100	8,690	-	-	-	2,388
Music Honors Society	70	-	-	-	-	-	70
Student Council	12,280	7,639	12,365	-	-	-	7,554
Flea Market	10,704	20,677	19,208	-	-	-	12,173
Radio	850	-	-	-	-	-	850
Channel 15/TV Art	1,262	-	-	-	-	-	1,262
Art	650	12,005	11,658	-	-	-	997
Ceramics	202	2,415	2,617	-	-	-	-
SECME	1,545	-	88	-	-	-	1,457
IEP	45	-	-	-	-	-	45
Concessions	3,183	27,768	28,163	-	-	-	2,788
Welding	5,642	4,654	8,003	-	-	-	2,293
Courtesy Fund	4,922	87	4,015	-	-	-	994
CC Biology	172	1,360	1,021	-	-	-	511
CC Foreign Language	11	-	-	-	-	-	11
CC Math	38,686	4,424	6,660	-	-	-	36,450
Biology Honors	506	1,100	943	-	-	-	663
Chemistry Honors	285	2,900	2,640	-	-	-	545
Biology Honors B	226	700	568	-	-	-	358
Biology Honors C	213	711	923	-	-	-	1
AP Chemistry	-	580	580	-	-	-	-
AP Physics	181	3,618	3,667	-	-	-	132
AP Environmental	113	300	160	-	-	-	253
Anatomy & Physiology	265	1,040	1,099	-	-	-	206
Microbiology	-	-	-	-	-	-	-
Genetics	117	240	306	-	-	-	51
Honors Physics	282	1,720	1,888	-	-	-	114
Geology	2,666	2,825	210	-	-	-	5,281
Astronomy	470	-	-	-	-	-	470
Subtotal restricted funds	111,255	158,342	163,357	-	-	-	106,240

(Continued)

OAK RIDGE SCHOOLS
INTERNAL SCHOOL FUNDS

Oak Ridge High School
Statement of Revenues, Expenditures and Changes in Fund Balance – Regulatory Basis
(Continued)

For the Fiscal Year Ended June 30, 2019

	Fund Balances July 1, 2018	Revenues	Expenditures	Interfund and Interaccount Transfers		Changes (Increase (Decrease)) in Inventory	Fund Balances June 30, 2019
				In	Out		
Restricted Funds (Continued):							
Graphic Arts	\$ 2,469	\$ 2,525	\$ 2,824	\$ -	\$ -	\$ -	\$ 2,170
Childcare	7,215	21,983	20,253	-	-	-	8,945
Alternative School Coke	-	-	-	-	-	-	-
Alternative School	-	-	-	-	-	-	-
Engineer & Manuf. Tech	-	3,008	3,008	-	-	-	-
Shop	-	1,690	-	-	-	-	1,690
HOSA	-	-	-	-	-	-	-
Bookstore	-	-	-	-	-	-	-
Oak Log - Yearbook	31,946	32,006	27,516	-	-	-	36,436
Oak Leaf - Newspaper	543	-	-	-	-	-	543
College Fair	4,481	915	456	-	-	-	4,940
AP Teacher Conference	-	2,849	400	-	-	-	2,449
College Board	29,135	60,020	66,668	-	-	-	22,487
Student Magazine	609	-	-	-	-	-	609
Library/Media	12	-	-	-	-	-	12
Civics Community	15	-	-	-	-	-	15
Manhattan Project	116	-	-	-	-	-	116
Health Science Academy	7,137	3,638	6,121	-	-	-	4,654
Green Campus	1,807	-	15	-	-	-	1,792
Education Foundation	3,555	11,003	11,037	-	-	-	3,521
Vietnamese School	230	-	-	-	-	-	230
Grants	9,613	11,820	15,682	-	-	-	5,751
R.I.S.E	1,793	820	662	-	-	-	1,951
Auto Tech	75	119	154	-	-	-	40
Donation	1,329	627	58	-	-	-	1,898
PTA/PTSO	1,150	1,275	1,272	-	-	-	1,153
Fall Basketball	269	-	-	-	-	-	269
Boys Summer Basketball	21,026	14,073	11,567	-	-	-	23,532
Football Camp	19	5,144	5,036	-	-	-	127
AVID	-	3,516	1,504	-	-	-	2,012
SCA Robotics	-	1,260	1,138	-	-	-	122
Restricted Donations	-	1,500	1,500	-	-	-	-
Subtotal restricted funds	<u>124,544</u>	<u>179,791</u>	<u>176,871</u>	<u>-</u>	<u>-</u>	<u>-</u>	<u>127,464</u>
Total restricted funds	<u>356,644</u>	<u>806,307</u>	<u>720,115</u>	<u>-</u>	<u>-</u>	<u>-</u>	<u>442,836</u>
Total general and restricted funds	<u>\$ 454,006</u>	<u>\$ 835,043</u>	<u>\$ 740,778</u>	<u>\$ -</u>	<u>\$ -</u>	<u>\$ -</u>	<u>\$ 548,271</u>

The accompanying notes are an integral
part of these financial statements.

OAK RIDGE SCHOOLS
INTERNAL SCHOOL FUNDS

Jefferson Middle School
Balance Sheet – Regulatory Basis

June 30, 2019

	Assets						Liabilities and Fund Balances								
	Cash on Hand	Cash in Bank - Checking	Cash in Bank - Savings	Certificates of Deposit	Accounts Receivable	Inventory	Total Assets	Liabilities		Fund Balances				Total Liabilities and Fund Balances	
								Accounts Payable	Total Liabilities	Non-Spendable	Restricted	Assigned	Unassigned		Total Fund Balances
General Fund	\$ 2,100	\$ 109,090	\$ -	\$ -	\$ -	\$ -	\$ 111,190	\$ -	\$ -	\$ -	\$ -	\$ -	\$ 111,190	\$ 111,190	\$ 111,190
Restricted Funds:															
Athletics	-	10,432	-	-	-	-	10,432	-	-	-	-	-	10,432	-	10,432
Pep Club	-	25	-	-	-	-	25	-	-	-	-	-	25	-	25
FCCLA / FHA	-	-	-	-	-	-	-	-	-	-	-	-	-	-	-
Ski Club	-	934	-	-	-	-	934	-	-	-	-	-	934	-	934
Drama	-	-	-	-	-	-	-	-	-	-	-	-	-	-	-
Lego League	-	5,684	-	-	-	-	5,684	-	-	-	-	-	5,684	-	5,684
Tech Student Association	-	341	-	-	-	-	341	-	-	-	-	-	341	-	341
Math Club	-	90	-	-	-	-	90	-	-	-	-	-	90	-	90
Energy Bowl	-	1,116	-	-	-	-	1,116	-	-	-	-	-	1,116	-	1,116
Chess Club	-	48	-	-	-	-	48	-	-	-	-	-	48	-	48
Rotary Club	-	19	-	-	-	-	19	-	-	-	-	-	19	-	19
GIS Club	-	64	-	-	-	-	64	-	-	-	-	-	64	-	64
CDC	-	135	-	-	-	-	135	-	-	-	-	-	135	-	135
Biz Town	-	931	-	-	-	-	931	-	-	-	-	-	931	-	931
Band Uniforms	-	1,299	-	-	-	-	1,299	-	-	-	-	-	1,299	-	1,299
Diversified Tech	-	1,552	-	-	-	-	1,552	-	-	-	-	-	1,552	-	1,552
Instrument Rental	-	3,796	-	-	-	-	3,796	-	-	-	-	-	3,796	-	3,796
Band	-	6,731	-	-	-	-	6,731	-	-	-	-	-	6,731	-	6,731
Chorus	-	5,622	-	-	-	-	5,622	-	-	-	-	-	5,622	-	5,622
Orchestra/Strings	-	6,785	-	-	-	-	6,785	-	-	-	-	-	6,785	-	6,785
Student Council	-	3,831	-	-	-	-	3,831	-	-	-	-	-	3,831	-	3,831
Art	-	125	-	-	-	-	125	-	-	-	-	-	125	-	125
Library/Media	-	383	-	-	-	-	383	-	-	-	-	-	383	-	383
SECME	-	585	-	-	-	-	585	-	-	-	-	-	585	-	585
Field Trip Assistant	-	2,332	-	-	-	-	2,332	-	-	-	-	-	2,332	-	2,332
Staff Courtesy	-	64	-	-	-	-	64	-	-	-	-	-	64	-	64
Foreign Language	-	252	-	-	-	-	252	-	-	-	-	-	252	-	252
Upwild	-	18	-	-	-	-	18	-	-	-	-	-	18	-	18
Misc. Incentives	-	4,537	-	-	-	-	4,537	-	-	-	-	-	4,537	-	4,537
Titans	-	-	-	-	-	-	-	-	-	-	-	-	-	-	-
Yearbooks	-	7,433	-	-	-	-	7,433	-	-	-	-	-	7,433	-	7,433
Wilderness Connection	-	436	-	-	-	-	436	-	-	-	-	-	436	-	436
Fay Soldono Mem	-	4,486	-	-	-	-	4,486	-	-	-	-	-	4,486	-	4,486
Sadie Clary Investment	-	10,639	-	-	-	-	10,639	-	-	-	-	-	10,639	-	10,639
Project Room	-	211	-	-	-	-	211	-	-	-	-	-	211	-	211
Grant/Incentive	-	189	-	-	-	-	189	-	-	-	-	-	189	-	189
PTA/PTSO	-	376	-	-	-	-	376	-	-	-	-	-	376	-	376
JMS Teacher App	-	52	-	-	-	-	52	-	-	-	-	-	52	-	52
Garden Club	-	51	-	-	-	-	51	-	-	-	-	-	51	-	51
STEM School	-	847	-	-	-	-	847	-	-	-	-	-	847	-	847
Williamsburg	-	3,223	-	-	-	-	3,223	-	-	-	-	-	3,223	-	3,223
Total restricted funds	-	85,674	-	-	-	-	85,674	-	-	-	-	-	85,674	-	85,674
Total general and restricted	\$ 2,100	\$ 194,764	\$ -	\$ -	\$ -	\$ -	\$ 196,864	\$ -	\$ -	\$ -	\$ -	\$ 85,674	\$ 111,190	\$ 196,864	\$ 196,864

The accompanying notes are an integral part of these financial statements.

OAK RIDGE SCHOOLS
INTERNAL SCHOOL FUNDS

Jefferson Middle School
Statement of Revenues, Expenditures and Changes in Fund Balance – Regulatory Basis

For the Fiscal Year Ended June 30, 2019

	Fund Balances July 1, 2018	Revenues	Expenditures	Interfund and Interaccount Transfers		Changes (Increase (Decrease)) in Inventory	Fund Balances June 30, 2019
				In	Out		
General Fund:							
Administration		\$ -	\$ 741	\$ -	\$ -		
General Fund		5,418	3,623	-	-		
Badge Replacement		540	-	-	-		
Field Trips		2,774	2,562	-	-		
Fines / Textbooks		327	-	-	-		
Calculators		-	-	-	-		
Instruction		-	-	-	-		
Interest		1,205	-	-	-		
Miscellaneous		266	2,062	-	-		
One to One		8,268	-	-	-		
Operation / Maintenance		-	-	-	-		
Pictures		2,772	-	-	-		
Other Expenses		-	9,135	-	-		
Total general fund	107,743	21,570	18,123	-	-	-	111,190
Restricted Funds:							
Athletics	16,244	24,363	30,175	-	-	-	10,432
Pep Club / Cheerleading	25	-	-	-	-	-	25
FCCLA / FHA	4,345	-	4,345	-	-	-	-
Ski Club	830	6,613	6,509	-	-	-	934
Lego League	4,427	5,121	3,864	-	-	-	5,684
Tech Student Assoc	341	-	-	-	-	-	341
Math Club	56	430	396	-	-	-	90
Energy Bowl	1,166	-	50	-	-	-	1,116
Chess Club	48	91	91	-	-	-	48
Rotary Club	6	4,072	4,059	-	-	-	19
GIS Club	64	-	-	-	-	-	64
CDC	135	-	-	-	-	-	135
Biz Town	500	2,303	1,872	-	-	-	931
Band Uniforms	924	375	-	-	-	-	1,299
Diversified Tech	3,091	4,098	5,637	-	-	-	1,552
Jude	-	-	-	-	-	-	-
Instrument Rental	3,406	390	-	-	-	-	3,796
Band	8,839	23,905	26,013	-	-	-	6,731
Chorus	2,160	20,623	17,161	-	-	-	5,622
Subtotal restricted funds	46,607	92,384	100,172	-	-	-	38,819

(Continued)

OAK RIDGE SCHOOLS
INTERNAL SCHOOL FUNDS

Jefferson Middle School
Statement of Revenues, Expenditures and Changes in Fund Balance – Regulatory Basis
(Continued)

For the Fiscal Year Ended June 30, 2019

	Fund Balances July 1, 2018	Revenues	Expenditures	Interfund and Interaccount Transfers		Changes (Increases (Decreases)) in Inventory	Fund Balances June 30, 2019
				In	Out		
Restricted Funds (Continued):							
Orchestra / Strings	\$ 5,188	\$ 11,909	\$ 10,312	\$ -	\$ -	\$ -	\$ 6,785
Intercession	-	120	120	-	-	-	-
Student Council	3,446	3,668	3,283	-	-	-	3,831
Williamsburg	5,155	43,401	45,333	-	-	-	3,223
Art	125	-	-	-	-	-	125
Library / Media	1,212	40	869	-	-	-	383
SECME	638	250	303	-	-	-	585
Field Trip Assistant	2,332	-	-	-	-	-	2,332
Staff Courtesy	1,329	1,341	2,606	-	-	-	64
Foreign Language	289	-	37	-	-	-	252
Upwild	71	-	53	-	-	-	18
Misc. Incentives	4,537	-	-	-	-	-	4,537
Titans	1,073	-	1,073	-	-	-	-
Yearbooks	7,198	6,990	6,755	-	-	-	7,433
Wilderness Connection	480	1,780	1,824	-	-	-	436
Fay Soldano Mem	4,486	-	-	-	-	-	4,486
Sadie Clary Investment	10,639	-	-	-	-	-	10,639
Project Room	211	-	-	-	-	-	211
Grants	68	15,253	15,157	-	-	-	164
State Incentive	25	-	-	-	-	-	25
PTA/PTSO	376	-	-	-	-	-	376
JMS Teacher App	-	800	748	-	-	-	52
Garden Club	-	51	-	-	-	-	51
STEM School	-	847	-	-	-	-	847
Subtotal restricted funds	48,878	86,450	88,473	-	-	-	46,855
Total restricted funds	95,485	178,834	188,645	-	-	-	85,674
Total general and restricted funds	\$ 203,228	\$ 200,404	\$ 206,768	\$ -	\$ -	\$ -	\$ 196,864

The accompanying notes are an integral
part of these financial statements.

OAK RIDGE SCHOOLS
INTERNAL SCHOOL FUNDS

Robertsville Middle School
Balance Sheet – Regulatory Basis

June 30, 2019

	Assets						Liabilities and Fund Balances								
	Cash on Hand	Cash in Bank - Checking	Cash in Bank - Savings	Certificates of Deposit	Accounts Receivable	Inventory	Total Assets	Liabilities		Fund Balances				Total Liabilities and Fund Balances	
								Accounts Payable	Total Liabilities	Non-Spendable	Restricted	Assigned	Unassigned		Total Fund Balances
General Fund	\$ -	\$ 30,703	\$ -	\$ -	\$ -	\$ -	\$ 30,703	\$ -	\$ -	\$ -	\$ -	\$ -	\$ 30,703	\$ 30,703	\$ 30,703
Restricted Funds:															
Athletics	-	20,777	-	-	-	-	20,777	-	-	-	-	-	20,777	-	20,777
Pep Club/Cheerleading	-	388	-	-	-	-	388	-	-	-	-	-	388	-	388
FCCLA	-	2,201	-	-	-	-	2,201	-	-	-	-	-	2,201	-	2,201
Youth 4 Christ	-	117	-	-	-	-	117	-	-	-	-	-	117	-	117
Youth Act	-	456	-	-	-	-	456	-	-	-	-	-	456	-	456
Ski Club	-	925	-	-	-	-	925	-	-	-	-	-	925	-	925
Drama Club	-	2,234	-	-	-	-	2,234	-	-	-	-	-	2,234	-	2,234
International Club	-	427	-	-	-	-	427	-	-	-	-	-	427	-	427
Lego League Club	-	-	-	-	-	-	-	-	-	-	-	-	-	-	-
Tech Student Association	-	5,700	-	-	-	-	5,700	-	-	-	-	-	5,700	-	5,700
Outward Bound	-	1,297	-	-	-	-	1,297	-	-	-	-	-	1,297	-	1,297
Recycling Club	-	98	-	-	-	-	98	-	-	-	-	-	98	-	98
CMI Club	-	107	-	-	-	-	107	-	-	-	-	-	107	-	107
CDC	-	782	-	-	-	-	782	-	-	-	-	-	782	-	782
Biz Town	-	2,039	-	-	-	-	2,039	-	-	-	-	-	2,039	-	2,039
Generation Youth	-	419	-	-	-	-	419	-	-	-	-	-	419	-	419
Band Uniforms	-	-	-	-	-	-	-	-	-	-	-	-	-	-	-
Band Tuba Replacement	-	200	-	-	-	-	200	-	-	-	-	-	200	-	200
Band	-	6,429	-	-	-	-	6,429	-	-	-	-	-	6,429	-	6,429
RMS Library	-	39	-	-	-	-	39	-	-	-	-	-	39	-	39
SECME Club	-	464	-	-	-	-	464	-	-	-	-	-	464	-	464
Chorus	-	3,055	-	-	-	-	3,055	-	-	-	-	-	3,055	-	3,055
Orchestra	-	6,332	-	-	-	-	6,332	-	-	-	-	-	6,332	-	6,332
8th Grade Science	-	141	-	-	-	-	141	-	-	-	-	-	141	-	141
Student Council	-	10,250	-	-	-	-	10,250	-	-	-	-	-	10,250	-	10,250
Concessions Staff	-	430	-	-	-	-	430	-	-	-	-	-	430	-	430
Concessions Student	-	2	-	-	-	-	2	-	-	-	-	-	2	-	2
Intercession	-	49	-	-	-	-	49	-	-	-	-	-	49	-	49
Art	-	1,241	-	-	-	-	1,241	-	-	-	-	-	1,241	-	1,241
Physical Education	-	4	-	-	-	-	4	-	-	-	-	-	4	-	4
Library Media Center	-	721	-	-	-	-	721	-	-	-	-	-	721	-	721
Staff Courtesy Fund	-	10	-	-	-	-	10	-	-	-	-	-	10	-	10
Titans Club	-	2,433	-	-	-	-	2,433	-	-	-	-	-	2,433	-	2,433
Yearbooks	-	5,630	-	-	-	-	5,630	-	-	-	-	-	5,630	-	5,630
Staff Lounge	-	3	-	-	-	-	3	-	-	-	-	-	3	-	3
Stem PBL Grant	-	2,482	-	-	-	-	2,482	-	-	-	-	-	2,482	-	2,482
Fifth Grade	-	1,122	-	-	-	-	1,122	-	-	-	-	-	1,122	-	1,122
Sixth Grade	-	538	-	-	-	-	538	-	-	-	-	-	538	-	538
Seventh Grade	-	3,797	-	-	-	-	3,797	-	-	-	-	-	3,797	-	3,797
Eighth Grade	-	1,110	-	-	-	-	1,110	-	-	-	-	-	1,110	-	1,110
Vietnamese School	-	60	-	-	-	-	60	-	-	-	-	-	60	-	60
Grants	-	118	-	-	-	-	118	-	-	-	-	-	118	-	118
Subtotal restricted funds	-	84,627	-	-	-	-	84,627	-	-	-	-	-	84,627	-	84,627

(Continued)

OAK RIDGE SCHOOLS
INTERNAL SCHOOL FUNDS

Robertsville Middle School
Balance Sheet – Regulatory Basis
(Continued)

June 30, 2019

	Assets						Liabilities and Fund Balances								
	Cash on Hand	Cash in Bank - Checking	Cash in Bank - Savings	Certificates of Deposit	Accounts Receivable	Inventory	Total Assets	Liabilities		Fund Balances				Total Liabilities and Fund Balances	
								Accounts Payable	Total Liabilities	Non-Spendable	Restricted	Assigned	Unassigned		Total Fund Balances
Restricted Funds (Continued):															
Orau Promethean	\$ -	\$ 42	\$ -	\$ -	\$ -	\$ -	\$ 42	\$ -	\$ -	\$ -	\$ -	\$ 42	\$ -	\$ 42	\$ 42
Listen Up High	-	2	-	-	-	-	2	-	-	-	-	2	-	2	2
3D Printer	-	-	-	-	-	-	-	-	-	-	-	-	-	-	-
Rams in Space	-	-	-	-	-	-	-	-	-	-	-	-	-	-	-
Raising the Bar	-	1	-	-	-	-	1	-	-	-	-	1	-	1	1
Start Your Engine	-	-	-	-	-	-	-	-	-	-	-	-	-	-	-
Tech Titans 3D	-	14	-	-	-	-	14	-	-	-	-	14	-	14	14
TSTA Conference	-	844	-	-	-	-	844	-	-	-	-	844	-	844	844
Waters for SOUT	-	-	-	-	-	-	-	-	-	-	-	-	-	-	-
Education Foundation	-	121	-	-	-	-	121	-	-	-	-	121	-	121	121
First Tech Challenge	-	4,679	-	-	-	-	4,679	-	-	-	-	4,679	-	4,679	4,679
ORC Foundation	-	50	-	-	-	-	50	-	-	-	-	50	-	50	50
Williamsburg	-	514	-	-	-	-	514	-	-	-	-	514	-	514	514
Rams SAT	-	15,641	-	-	-	-	15,641	-	-	-	-	15,641	-	15,641	15,641
Humanities Team	-	31	-	-	-	-	31	-	-	-	-	31	-	31	31
Subtotal restricted funds	-	21,939	-	-	-	-	21,939	-	-	-	-	21,939	-	21,939	21,939
Total restricted funds	-	106,566	-	-	-	-	106,566	-	-	-	-	106,566	-	106,566	106,566
Total general and restricted	\$ -	\$ 137,269	\$ -	\$ -	\$ -	\$ -	\$ 137,269	\$ -	\$ -	\$ -	\$ -	\$ 106,566	\$ 30,703	\$ 137,269	\$ 137,269

The accompanying notes are an integral part of these financial statements.

OAK RIDGE SCHOOLS
INTERNAL SCHOOL FUNDS

Robertsville Middle School
Statement of Revenues, Expenditures and Changes in Fund Balance – Regulatory Basis

For the Fiscal Year Ended June 30, 2019

	Fund Balances July 1, 2018	Revenues	Expenditures	Interfund and Interaccount Transfers		Changes {Increase (Decrease)} in Inventory	Fund Balances June 30, 2019
				In	Out		
General Fund:							
Echo		\$ -	\$ -	\$ -	\$ -		
Pictures		2,203	-	-	-		
T-Shirts		424	17	-	-		
Gifts / Donations		2,229	-	-	-		
Memberships		-	-	-	-		
Field Trips		7,699	9,091	-	-		
Library Accountant		436	-	-	-		
Lost / Damaged Textbooks		-	-	-	-		
Lost Key Fine		25	-	-	-		
Badge Replacement		435	-	-	-		
One to One		8,117	-	-	-		
Interest		881	-	-	-		
Instruction		-	1,797	-	-		
Workbooks / Magazines		174	-	-	-		
Administration		-	38	-	-		
Entertainment		-	-	-	-		
Other Expenses		-	9,764	-	-		
Total general fund	28,787	22,623	20,707	-	-	-	30,703
Restricted Funds:							
Athletics	22,281	16,340	17,844	-	-	-	20,777
Pep Club / Cheerleading	1,155	5,666	6,433	-	-	-	388
FCCLA	2,984	-	783	-	-	-	2,201
Youth 4 Christ	117	-	-	-	-	-	117
Youth Act	255	201	-	-	-	-	456
Ski Club	2,225	4,283	5,583	-	-	-	925
Drama Club	2,770	960	1,496	-	-	-	2,234
International Club	427	-	-	-	-	-	427
Tech Student Assoc.	877	11,486	6,663	-	-	-	5,700
Outward Bound	1,670	4,407	4,780	-	-	-	1,297
Recycling Club	98	-	-	-	-	-	98
CMI Club	107	-	-	-	-	-	107
CDC	748	955	921	-	-	-	782
Biz Town	2,184	1,925	2,070	-	-	-	2,039
Generation Youth	419	-	-	-	-	-	419
Band Tuba Replacement	200	-	-	-	-	-	200
Band	5,377	12,297	11,245	-	-	-	6,429
RMS Library	39	-	-	-	-	-	39
SECME Club	589	-	125	-	-	-	464
Chorus	4,635	6,465	8,045	-	-	-	3,055
Subtotal restricted funds	49,157	64,985	65,988	-	-	-	48,154

(Continued)

OAK RIDGE SCHOOLS
INTERNAL SCHOOL FUNDS

Robertsville Middle School
Statement of Revenues, Expenditures and Changes in Fund Balance – Regulatory Basis
(Continued)

For the Fiscal Year Ended June 30, 2019

	Fund Balances July 1, 2018	Revenues	Expenditures	Interfund and Interaccount Transfers		Changes {Increase (Decrease)} in Inventory	Fund Balances June 30, 2019
				In	Out		
Restricted Funds (Continued):							
Orchestra	\$ 3,590	\$ 7,877	\$ 5,135	\$ -	\$ -	\$ -	\$ 6,332
8th Grade Science	140	4,373	4,372	-	-	-	141
Student Council	8,159	4,244	2,153	-	-	-	10,250
Concessions Staff	214	216	-	-	-	-	430
Concessions Student	2	-	-	-	-	-	2
Intercession	89	110	150	-	-	-	49
Art	500	2,760	2,019	-	-	-	1,241
Physical Education	4	-	-	-	-	-	4
Library Media Center	804	12,615	12,698	-	-	-	721
Staff Courtesy Fund	10	-	-	-	-	-	10
Titans Club	1,133	1,300	-	-	-	-	2,433
Yearbooks	6,472	2,480	3,322	-	-	-	5,630
Staff Lounge	3	-	-	-	-	-	3
Stem PBL Grant	1,749	3,276	2,543	-	-	-	2,482
Fifth Grade	1,122	-	-	-	-	-	1,122
Sixth Grade	538	-	-	-	-	-	538
Seventh Grade	3,797	-	-	-	-	-	3,797
Eighth Grade	1,140	-	30	-	-	-	1,110
Vietnamese School	60	-	-	-	-	-	60
Grants	118	-	-	-	-	-	118
Orau Promethean	42	-	-	-	-	-	42
Listen Up High	2	-	-	-	-	-	2
Raising the Bar	1	-	-	-	-	-	1
Tech Titans 3D	14	-	-	-	-	-	14
TSTA Conference	844	-	-	-	-	-	844
Waters for SOUT	-	-	-	-	-	-	-
Education Foundation	119	1,777	1,775	-	-	-	121
First Tech Challenge	4,171	2,941	2,433	-	-	-	4,679
ORC Foundation	50	-	-	-	-	-	50
Williamsburg	189	27,159	26,834	-	-	-	514
Rams SAT	15,769	33,170	33,298	-	-	-	15,641
Give Club	-	650	650	-	-	-	-
Humanities Team	31	-	-	-	-	-	31
Subtotal restricted funds	<u>50,876</u>	<u>104,948</u>	<u>97,412</u>	<u>-</u>	<u>-</u>	<u>-</u>	<u>58,412</u>
Total restricted funds	<u>100,033</u>	<u>169,933</u>	<u>163,400</u>	<u>-</u>	<u>-</u>	<u>-</u>	<u>106,566</u>
Total general and restricted funds	<u>\$ 128,820</u>	<u>\$ 192,556</u>	<u>\$ 184,107</u>	<u>\$ -</u>	<u>\$ -</u>	<u>\$ -</u>	<u>\$ 137,269</u>

The accompanying notes are an integral part of these financial statements.

OAK RIDGE SCHOOLS
INTERNAL SCHOOL FUNDS

Glenwood Elementary School
Balance Sheet – Regulatory Basis

June 30, 2019

	Assets						Liabilities and Fund Balances							Total Liabilities and Fund Balances	
	Cash on Hand	Cash in Bank - Checking	Cash in Bank - Savings	Certificates of Deposit	Accounts Receivable	Inventory	Total Assets	Liabilities		Fund Balances					
								Accounts Payable	Total Liabilities	Non-Spendable	Restricted	Assigned	Unassigned		Total Fund Balances
General Fund	\$ -	\$ 18,679	\$ -	\$ -	\$ -	\$ -	\$ 18,679	\$ -	\$ -	\$ -	\$ -	\$ -	\$ 18,679	\$ 18,679	\$ 18,679
Restricted Funds:															
Safety Patrol	-	310	-	-	-	-	310	-	-	-	-	310	-	310	310
Irwin Playground	-	-	-	-	-	-	-	-	-	-	-	-	-	-	-
Concession / Staff	-	-	-	-	-	-	-	-	-	-	-	-	-	-	-
Ucor Grant	-	1,035	-	-	-	-	1,035	-	-	-	1,035	-	-	1,035	1,035
Lowe's Grant	-	-	-	-	-	-	-	-	-	-	-	-	-	-	-
Ucor Grant SCI	-	-	-	-	-	-	-	-	-	-	-	-	-	-	-
Lunch for Literature	-	71	-	-	-	-	71	-	-	-	71	-	-	71	71
Total restricted funds	-	1,416	-	-	-	-	1,416	-	-	-	1,106	310	-	1,416	1,416
Total general and restricted	\$ -	\$ 20,095	\$ -	\$ -	\$ -	\$ -	\$ 20,095	\$ -	\$ -	\$ -	\$ 1,106	\$ 310	\$ 18,679	\$ 20,095	\$ 20,095

The accompanying notes are an integral part of these financial statements.

OAK RIDGE SCHOOLS
INTERNAL SCHOOL FUNDS

Glenwood Elementary School
Statement of Revenues, Expenditures and Changes in Fund Balance – Regulatory Basis

For the Fiscal Year Ended June 30, 2019

	Fund Balances July 1, 2018	Revenues	Expenditures	Interfund and Interaccount Transfers		Change (Increase) (Decrease) in Inventory	Fund Balances June 30, 2019
				In	Out		
General Fund:							
Pictures		\$ 2,048	\$ -	\$ -	\$ -		
Gifts / Donations		1,773	200	-	-		
Fines / Library		161	-	-	-		
Class Contributions		10,620	-	-	-		
Fines / Textbooks		-	-	-	-		
Lost Key Fine		50	-	-	-		
Interest		169	-	-	-		
Field Trips		3,216	3,431	-	-		
Administration		-	67	-	-		
Instruction		-	18,318	-	-		
Other Expense		-	211	-	-		
Total general fund	<u>22,869</u>	<u>18,037</u>	<u>22,227</u>	<u>-</u>	<u>-</u>	<u>-</u>	<u>18,679</u>
Restricted Funds:							
Safety Patrol	424	30,884	30,998	-	-	-	310
Inwin Playground	183	-	183	-	-	-	-
Concession/Staff	171	93	264	-	-	-	-
Ucor Grant	198	1,000	163	-	-	-	1,035
Lowes Grant	678	-	678	-	-	-	-
Ucor Grant SCI	221	-	221	-	-	-	-
Lunch for Literature	-	960	889	-	-	-	71
Total restricted funds	<u>1,875</u>	<u>32,937</u>	<u>33,396</u>	<u>-</u>	<u>-</u>	<u>-</u>	<u>1,416</u>
Total general and restricted funds	<u>\$ 24,744</u>	<u>\$ 50,974</u>	<u>\$ 55,623</u>	<u>\$ -</u>	<u>\$ -</u>	<u>\$ -</u>	<u>\$ 20,095</u>

The accompanying notes are an integral
part of these financial statements.

OAK RIDGE SCHOOLS
INTERNAL SCHOOL FUNDS
Lincoln Elementary School
Balance Sheet – Regulatory Basis

June 30, 2019

	Assets							Liabilities and Fund Balances							Total Liabilities and Fund Balances
	Cash on Hand	Cash in Bank - Checking	Cash in Bank - Savings	Certificates of Deposit	Accounts Receivable	Inventory	Total Assets	Liabilities		Fund Balances					
								Accounts Payable	Total Liabilities	Non-Spendable	Restricted	Assigned	Unassigned	Total Fund Balances	
General Fund	\$ -	\$ 38,594	\$ -	\$ -	\$ -	\$ -	\$ 38,594	\$ -	\$ -	\$ -	\$ -	\$ -	\$ 38,594	\$ 38,594	\$ 38,594
Restricted Funds:															
Safety Patrol	-	(69)	-	-	-	-	(69)	-	-	-	-	(69)	-	(69)	(69)
Choir	-	435	-	-	-	-	435	-	-	-	-	435	-	435	435
Orchestra / Strings	-	1,335	-	-	-	-	1,335	-	-	-	-	1,335	-	1,335	1,335
Intercession	-	117	-	-	-	-	117	-	-	-	-	117	-	117	117
Chess Club	-	338	-	-	-	-	338	-	-	-	-	338	-	338	338
Gracie Kline SC	-	1,246	-	-	-	-	1,246	-	-	-	-	1,246	-	1,246	1,246
Recycling Club	-	1,000	-	-	-	-	1,000	-	-	-	-	1,000	-	1,000	1,000
Staff Courtesy	-	-	-	-	-	-	-	-	-	-	-	-	-	-	-
Staff Support	-	14	-	-	-	-	14	-	-	-	-	14	-	14	14
ORC Foundation	-	139	-	-	-	-	139	-	-	-	139	-	-	139	139
Education Foundation Grant	-	6	-	-	-	-	6	-	-	-	6	-	-	6	6
UCOR Grant	-	1,000	-	-	-	-	1,000	-	-	-	1,000	-	-	1,000	1,000
Total restricted funds	-	5,561	-	-	-	-	5,561	-	-	-	1,145	4,416	-	5,561	5,561
Total general and restricted	\$ -	\$ 44,155	\$ -	\$ -	\$ -	\$ -	\$ 44,155	\$ -	\$ -	\$ -	\$ 1,145	\$ 4,416	\$ 38,594	\$ 44,155	\$ 44,155

The accompanying notes are an integral part of these financial statements.

OAK RIDGE SCHOOLS
INTERNAL SCHOOL FUNDS

Linden Elementary School
Statement of Revenues, Expenditures and Changes in Fund Balance – Regulatory Basis

For the Fiscal Year Ended June 30, 2019

	Fund Balances July 1, 2018	Revenues	Expenditures	Interfund and Interaccount Transfers		Change (Increase (Decrease)) in Inventory	Fund Balances June 30, 2019
				In	Out		
General Fund:							
Administration		\$ -	\$ 1,408	\$ -	\$ -		
Class Contributions		8,680	-	-	-		
Fines / Library		209	-	-	-		
Gifts / Donations		5,084	-	-	-		
Field Trips		12,660	13,038	-	-		
Fundraisers		-	-	-	-		
Instruction		-	12,006	-	-		
Interest		276	-	-	-		
Miscellaneous		-	-	-	-		
Music Program		486	520	-	-		
Other Expenses		-	208	-	-		
Pictures		2,230	-	-	-		
Total general fund	36,149	29,625	27,180	-	-	-	38,594
Restricted Funds:							
Safety Patrol	546	26,494	27,109	-	-	-	(69)
Choir	359	1,108	1,032	-	-	-	435
Orchestra / Strings	1,035	300	-	-	-	-	1,335
Intercession	2	2,140	2,025	-	-	-	117
Chess Club	353	630	645	-	-	-	338
Gracie Kline SC	108	1,138	-	-	-	-	1,246
Recycle Club	1,000	-	-	-	-	-	1,000
Staff Courtesy	-	1,360	1,360	-	-	-	-
Staff Support	14	-	-	-	-	-	14
ORC Foundation	139	139	139	-	-	-	139
Education Foundation Grant	-	1,106	1,100	-	-	-	6
UCOR Grant	1,066	1,000	1,066	-	-	-	1,000
Total restricted funds	4,622	35,415	34,476	-	-	-	5,561
Total general and restricted funds	\$ 40,771	\$ 65,040	\$ 61,656	\$ -	\$ -	\$ -	\$ 44,155

The accompanying notes are an integral
part of these financial statements.

OAK RIDGE SCHOOLS
INTERNAL SCHOOL FUNDS

Willow Brook Elementary School
Balance Sheet – Regulatory Basis

June 30, 2019

	Assets						Liabilities and Fund Balances								
	Cash on Hand	Cash in Bank - Checking	Cash in Bank - Savings	Certificates of Deposit	Accounts Receivable	Inventory	Total Assets	Accounts Payable	Total Liabilities	Non-Spendable	Restricted	Assigned	Unassigned	Total Fund Balances	Total Liabilities and Fund Balances
General Fund	\$ -	\$ 27,263	\$ -	\$ -	\$ -	\$ -	\$ 27,263	\$ -	\$ -	\$ -	\$ -	\$ -	\$ 27,263	\$ 27,263	\$ 27,263
Restricted Funds:															
Safety Patrol	-	749	-	-	-	-	749	-	-	-	-	749	-	749	749
Ski Club	-	-	-	-	-	-	-	-	-	-	-	-	-	-	-
Orchestra / Strings	-	592	-	-	-	-	592	-	-	-	-	592	-	592	592
ORC Foundation	-	26	-	-	-	-	26	-	-	-	26	-	26	26	26
Concessions / Staff	-	(18)	-	-	-	-	(18)	-	-	-	-	(18)	-	(18)	(18)
Intercession	-	(102)	-	-	-	-	(102)	-	-	-	-	(102)	-	(102)	(102)
Library / Media Center	-	1,091	-	-	-	-	1,091	-	-	-	-	1,091	-	1,091	1,091
PTO	-	445	-	-	-	-	445	-	-	-	-	445	-	445	445
Prestige Clean	-	1	-	-	-	-	1	-	-	-	-	1	-	1	1
Grants	-	-	-	-	-	-	-	-	-	-	-	-	-	-	-
Anderson County	-	2	-	-	-	-	2	-	-	-	-	2	-	2	2
Literacy	-	361	-	-	-	-	361	-	-	-	-	361	-	361	361
Literacy LLI	-	-	-	-	-	-	-	-	-	-	-	-	-	-	-
Exon STEM	-	610	-	-	-	-	610	-	-	-	-	610	-	610	610
2nd Grade	-	-	-	-	-	-	-	-	-	-	-	-	-	-	-
Student Library	-	123	-	-	-	-	123	-	-	-	-	123	-	123	123
Books	-	4	-	-	-	-	4	-	-	-	-	4	-	4	4
Edu Found Grant	-	7,674	-	-	-	-	7,674	-	-	-	7,674	-	-	7,674	7,674
Wednesday Disco	-	325	-	-	-	-	325	-	-	-	-	325	-	325	325
Girls on the Run	-	-	-	-	-	-	-	-	-	-	-	-	-	-	-
Total restricted funds	-	11,883	-	-	-	-	11,883	-	-	-	7,700	4,183	-	11,883	11,883
Total general and restricted	\$ -	\$ 39,146	\$ -	\$ -	\$ -	\$ -	\$ 39,146	\$ -	\$ -	\$ -	\$ 7,700	\$ 4,183	\$ 27,263	\$ 39,146	\$ 39,146

The accompanying notes are an integral part of these financial statements.

OAK RIDGE SCHOOLS
INTERNAL SCHOOL FUNDS

Willow Erok Elementary School
Statement of Revenues, Expenditures and Changes in Fund Balance – Regulatory Basis

For the Fiscal Year Ended June 30, 2019

	Fund Balances July 1, 2018	Revenues	Expenditures	Interfund and Interaccount Transfers		Changes (Increases (Decreases)) in Inventory	Fund Balances June 30, 2019
				In	Out		
General Fund:							
Administration		\$ -	\$ 1,736	\$ -	\$ -		
Class Contributions		7,330	-	-	-		
Contracted Services		-	-	-	-		
Field Trips		9,817	11,187	-	-		
Fines / Library		288	-	-	-		
Gifts / Donations		1,350	-	-	-		
Instruction		-	7,451	-	-		
Interest		219	-	-	-		
Literacy		140	-	-	-		
Lost Key Fine		35	-	-	-		
Music Program		402	-	-	-		
Pictures		1,451	-	-	-		
Operations / Maintenance		-	-	-	-		
Other Expenses		-	322	-	-		
Total general fund	26,927	21,032	20,696	-	-	-	27,263
Restricted Funds:							
Safety Patrol	689	17,355	17,295	-	-	-	749
Ski Club	-	-	-	-	-	-	-
Orchestra / Strings	502	90	-	-	-	-	592
ORC Foundation	26	-	-	-	-	-	26
Concession / Staff	25	1,714	1,757	-	-	-	(18)
Intersession	(102)	-	-	-	-	-	(102)
Library / Media Center	371	4,239	3,519	-	-	-	1,091
PTO	452	894	901	-	-	-	445
Prestige Clean	1	-	-	-	-	-	1
Grants	-	-	-	-	-	-	-
Anderson County	2	-	-	-	-	-	2
Literacy	533	-	172	-	-	-	361
Literacy LLI	-	-	-	-	-	-	-
Exon STEM	282	500	172	-	-	-	610
2nd Grade	9	-	9	-	-	-	-
Student Library	140	-	17	-	-	-	123
Edu Foundation Grant	-	7,674	-	-	-	-	7,674
Student Senate	-	300	300	-	-	-	-
Wednesday Disco	-	400	75	-	-	-	325
Books	4	-	-	-	-	-	4
Girls on the Run	430	-	430	-	-	-	-
Total restricted funds	3,364	33,166	24,647	-	-	-	11,883
Total general and restricted funds	\$ 30,291	\$ 54,198	\$ 45,343	\$ -	\$ -	\$ -	\$ 39,146

The accompanying notes are an integral
part of these financial statements.

OAK RIDGE SCHOOLS
INTERNAL SCHOOL FUNDS

Woodland Elementary School
Balance Sheet – Regulatory Basis

June 30, 2019

	Assets						Liabilities and Fund Balances								
	Cash on Hand	Cash in Bank - Checking	Cash in Bank - Savings	Certificates of Deposit	Accounts Receivable	Inventory	Liabilities		Fund Balances				Total Liabilities and Fund Balances		
							Accounts Payable	Total Liabilities	Non-Spendable	Restricted	Assigned	Unassigned		Total Fund Balances	
General Fund	\$ -	\$ 36,926	\$ -	\$ -	\$ -	\$ -	\$ 36,926	\$ -	\$ -	\$ -	\$ -	\$ -	\$ 36,926	\$ 36,926	\$ 36,926
Restricted Funds:															
Library Club	-	336	-	-	-	-	336	-	-	-	-	336	-	336	336
Chess Club	-	976	-	-	-	-	976	-	-	-	-	976	-	976	976
Instrument Rental	-	390	-	-	-	-	390	-	-	-	-	390	-	390	390
Orpsef-Tech	-	161	-	-	-	-	161	-	-	-	-	161	-	161	161
Or-Efg Literacy	-	74	-	-	-	-	74	-	-	-	-	74	-	74	74
Or-Efg Science	-	147	-	-	-	-	147	-	-	-	-	147	-	147	147
Intersession	-	643	-	-	-	-	643	-	-	-	-	643	-	643	643
Coding Camp	-	(636)	-	-	-	-	(636)	-	-	-	-	(636)	-	(636)	(636)
Safety Patrol	-	694	-	-	-	-	694	-	-	-	-	694	-	694	694
Staff Courtesy	-	34	-	-	-	-	34	-	-	-	-	34	-	34	34
Staff Support	-	65	-	-	-	-	65	-	-	-	65	-	-	65	65
Vietnamese School	-	75	-	-	-	-	75	-	-	-	75	-	-	75	75
Camp Intervention	-	1	-	-	-	-	1	-	-	-	1	-	-	1	1
NEA Foundation	-	46	-	-	-	-	46	-	-	-	46	-	-	46	46
Grants	-	592	-	-	-	-	592	-	-	-	592	-	-	592	592
ORC Foundation	-	741	-	-	-	-	741	-	-	-	741	-	-	741	741
ORAU Grant	-	221	-	-	-	-	221	-	-	-	221	-	-	221	221
UCOR Grant	-	10	-	-	-	-	10	-	-	-	10	-	-	10	10
ORC Foundation / iPad	-	154	-	-	-	-	154	-	-	-	154	-	-	154	154
ESL Titanic	-	9	-	-	-	-	9	-	-	-	9	-	-	9	9
Book Club	-	5	-	-	-	-	5	-	-	-	5	-	-	5	5
TN Art Grant	-	813	-	-	-	-	813	-	-	-	813	-	-	813	813
Education Foundation Grant	-	1,998	-	-	-	-	1,998	-	-	-	1,998	-	-	1,998	1,998
Running Club	-	799	-	-	-	-	799	-	-	-	799	-	-	799	799
Hawk Store	-	217	-	-	-	-	217	-	-	-	217	-	-	217	217
T-Shirts	-	(5)	-	-	-	-	(5)	-	-	-	(5)	-	-	(5)	(5)
Cookbook/Teacher	-	303	-	-	-	-	303	-	-	-	303	-	-	303	303
Special Olympics	-	248	-	-	-	-	248	-	-	-	248	-	-	248	248
Total restricted funds	-	9,111	-	-	-	-	9,111	-	-	-	6,216	2,895	-	9,111	9,111
Total general and restricted	\$ -	\$ 46,037	\$ -	\$ -	\$ -	\$ -	\$ 46,037	\$ -	\$ -	\$ -	\$ 6,216	\$ 2,895	\$ 36,926	\$ 46,037	\$ 46,037

The accompanying notes are an integral part of these financial statements.

OAK RIDGE SCHOOLS
INTERNAL SCHOOL FUNDS

Woodland Elementary School
Statement of Revenues, Expenditures and Changes in Fund Balance – Regulatory Basis

For the Fiscal Year Ended June 30, 2019

	Fund Balances July 1, 2018	Revenues	Expenditures	Interfund and Interaccount Transfers		Change (Increase (Decrease)) in Inventory	Fund Balances June 30, 2019
				In	Out		
General Fund:							
Gifts / Donations		\$ 3,493	\$ 311	\$ -	\$ -		
Fines / Library		379	-	-	-		
Class Contributions		8,535	-	-	-		
Lost Key Fine		5	-	-	-		
Literacy		-	-	-	-		
Field Trips		10,569	10,404	-	-		
Misc		273	-	-	-		
Instruction		-	7,745	-	-		
Interest		-	-	-	-		
Administration		-	1,445	-	-		
Total general fund	33,577	23,254	19,905	-	-	-	36,926
Restricted Funds:							
Library Club	382	138	184	-	-	-	336
Chess Club	1,168	256	448	-	-	-	976
Instrument Rental	390	-	-	-	-	-	390
Orpsef-Tech	161	-	-	-	-	-	161
Or-Efg Literacy	74	-	-	-	-	-	74
Or-Efg Science	147	-	-	-	-	-	147
Intercession	643	-	-	-	-	-	643
Coding Camp	(636)	-	-	-	-	-	(636)
Safety Patrol	620	13,910	13,836	-	-	-	694
Staff Courtesy	34	-	-	-	-	-	34
Staff Support	65	-	-	-	-	-	65
Vietnamese School	75	-	-	-	-	-	75
Camp Intervention	1	-	-	-	-	-	1
NEA Foundation	46	-	-	-	-	-	46
Grants	592	-	-	-	-	-	592
ORC Foundation	741	-	-	-	-	-	741
ORAU Grant	221	-	-	-	-	-	221
UCOR Grant	10	-	-	-	-	-	10
ORC Foundation / iPad	154	-	-	-	-	-	154
ESL Titanic	9	-	-	-	-	-	9
Book Club	-	180	175	-	-	-	5
TN Art Grant	-	813	-	-	-	-	813
Lowe's Grant	-	-	-	-	-	-	-
Education Foundation Grant	1,579	2,880	2,461	-	-	-	1,998
Running Club	446	690	337	-	-	-	799
Hawk Store	452	-	235	-	-	-	217
T-Shirts	10	485	500	-	-	-	(5)
Cookbook / Teacher	283	20	-	-	-	-	303
Special Olympics	248	-	-	-	-	-	248
Total restricted funds	7,915	19,372	18,176	-	-	-	9,111
Total general and restricted funds	\$ 41,492	\$ 42,626	\$ 38,081	\$ -	\$ -	\$ -	\$ 46,037

The accompanying notes are an integral part of these financial statements.

OAK RIDGE SCHOOLS
INTERNAL SCHOOL FUNDS

Oak Ridge Preschool
Balance Sheet – Regulatory Basis

June 30, 2019

	Assets						Liabilities and Fund Balances								
	Cash on Hand	Cash in Bank - Checking	Cash in Bank - Savings	Certificates of Deposit	Accounts Receivable	Inventory	Total Assets	Liabilities		Fund Balances				Total Liabilities and Fund Balances	
								Accounts Payable	Total Liabilities	Non-Spendable	Restricted	Assigned	Unassigned		Total Fund Balances
General Fund	\$ -	\$ 20,459	\$ -	\$ -	\$ -	\$ -	\$ 20,459	\$ -	\$ -	\$ -	\$ -	\$ -	\$ 20,459	\$ 20,459	\$ 20,459
Restricted Funds:															
ORC Foundation	-	4,510	-	-	-	-	4,510	-	-	-	-	4,510	-	4,510	4,510
Total restricted funds	-	4,510	-	-	-	-	4,510	-	-	-	-	4,510	-	4,510	4,510
Total general and restricted	\$ -	\$ 24,969	\$ -	\$ -	\$ -	\$ -	\$ 24,969	\$ -	\$ -	\$ -	\$ -	\$ 4,510	\$ 20,459	\$ 24,969	\$ 24,969

The accompanying notes are an integral part of these financial statements.

OAK RIDGE SCHOOLS
INTERNAL SCHOOL FUNDS

Oak Ridge Preschool
Statement of Revenues, Expenditures and Changes in Fund Balance – Regulatory Basis

For the Fiscal Year Ended June 30, 2019

	Fund Balances July 1, 2018	Revenues	Expenditures	Interfund and Interaccount Transfers		Changes (Increase (Decrease)) in Inventory	Fund Balances June 30, 2019
				In	Out		
General Fund:							
Gifts / Donations		\$ 2,318	\$ -	\$ -	\$ -		
Board of Education / Supplies		-	-	-	-		
Instruction		-	8,582	-	-		
Interest		120	-	-	-		
Total general fund	26,603	2,438	8,582	-	-	-	20,459
Restricted Funds:							
ORC Foundation	61	6,599	2,150	-	-	-	4,510
Total restricted funds	61	6,599	2,150	-	-	-	4,510
Total general and restricted funds	\$ 26,664	\$ 9,037	\$ 10,732	\$ -	\$ -	\$ -	\$ 24,969

The accompanying notes are an integral
part of these financial statements.

SUPPLEMENTARY SCHEDULES

OAK RIDGE SCHOOLS
INTERNAL SCHOOL FUNDS

Oak Ridge High School
Schedule of Interfund and Interaccount Transfers – Regulatory Basis
(By School)

For the Fiscal Year Ended June 30, 2019

	<u>Transferred from:</u>	<u>Total</u>
Transferred to:	NONE	<u>\$ -</u>

See independent auditor's report.

OAK RIDGE SCHOOLS
INTERNAL SCHOOL FUNDS

Jefferson Middle School
Schedule of Interfund and Interaccount Transfers – Regulatory Basis
(By School)

For the Fiscal Year Ended June 30, 2019

	<u>Transferred from:</u>	<u>Total</u>
Transferred to:	NONE	<u>\$ -</u>

See independent auditor's report.

OAK RIDGE SCHOOLS
INTERNAL SCHOOL FUNDS

Robertsville Middle School
Schedule of Interfund and Interaccount Transfers – Regulatory Basis
(By School)

For the Fiscal Year Ended June 30, 2019

	<u>Transferred from:</u>	<u>Total</u>
Transferred to:	NONE	<u>\$ -</u>

See independent auditor's report.

OAK RIDGE SCHOOLS
INTERNAL SCHOOL FUNDS

Glenwood Elementary School
Schedule of Interfund and Interaccount Transfers – Regulatory Basis
(By School)

For the Fiscal Year Ended June 30, 2019

	<u>Transferred from:</u>	<u>Total</u>
Transferred to:	NONE	<u>\$ -</u>

See independent auditor's report.

OAK RIDGE SCHOOLS
INTERNAL SCHOOL FUNDS

Linden Elementary School
Schedule of Interfund and Interaccount Transfers – Regulatory Basis
(By School)

For the Fiscal Year Ended June 30, 2019

	<u>Transferred from:</u>	<u>Total</u>
Transferred to:	NONE	<u>\$ -</u>

See independent auditor's report.

OAK RIDGE SCHOOLS
INTERNAL SCHOOL FUNDS

Willow Brook Elementary School
Schedule of Interfund and Interaccount Transfers – Regulatory Basis
(By School)

For the Fiscal Year Ended June 30, 2019

	<u>Transferred from:</u>	
		<u>Total</u>
Transferred to:	NONE	<u>\$ -</u>

See independent auditor's report.

OAK RIDGE SCHOOLS
INTERNAL SCHOOL FUNDS

Woodland Elementary School
Schedule of Interfund and Interaccount Transfers – Regulatory Basis
(By School)

For the Fiscal Year Ended June 30, 2019

	<u>Transferred from:</u>	<u>Total</u>
Transferred to:	NONE	<u>\$ -</u>

See independent auditor's report.

OAK RIDGE SCHOOLS
INTERNAL SCHOOL FUNDS

Oak Ridge Preschool
Schedule of Interfund and Interaccount Transfers – Regulatory Basis
(By School)

For the Fiscal Year Ended June 30, 2019

	<u>Transferred from:</u>	
		<u>Total</u>
Transferred to:	NONE	<u>\$ -</u>

See independent auditor's report.

OAK RIDGE SCHOOLS
INTERNAL SCHOOL FUNDS

Schedule of Salary Supplements (By School)

June 30, 2019

School	Amount	Source of Funds Account	Board Approval	Proper Withholding
Oak Ridge High School				
Carol Carr	\$ 2,375	Flea Market	Yes	Yes
Connie Wilson	2,275	Flea Market	Yes	Yes
Lauren Trent	2,000	G. BB Summer Camp	Yes	Yes
Paige Redman	1,995	G. BB Summer Camp	Yes	Yes
Tammy Threat	388	G. BB Summer Camp	Yes	Yes
Alicia Sharp	1,300	Band	Yes	Yes
Sara Gilliland	1,160	Concessions	Yes	Yes
Maria Mas-Effler	1,160	Concessions	Yes	Yes
Ben Fowler	1,000	Masquers	Yes	Yes
Jackie Moreno	1,000	Masquers	Yes	Yes
Michelle Goethert	250	Masquers	Yes	Yes
Amy Gonzales	250	Masquers	Yes	Yes
Taylor Hughey	250	Masquers	Yes	Yes
Deni Sobek	80	Concessions	Yes	Yes
Teresa Seals	840	Basketball	Yes	Yes
Amy White	360	Basketball	Yes	Yes
Leah Bailey	150	Basketball	Yes	Yes
Shauna James	75	Basketball	Yes	Yes
Joseph Coffey	50	Basketball	Yes	Yes
Teresa Ledden	50	Basketball	Yes	Yes
Nancy Witick	50	Basketball	Yes	Yes
Frank Colandro	25	Basketball	Yes	Yes
Donna Gilbert	25	Basketball	Yes	Yes
Jesus Gonzalez	25	Basketball	Yes	Yes
Donna Hatmaker	25	Basketball	Yes	Yes
Parker Jarnigan	25	Basketball	Yes	Yes
Karla Mullins	25	Basketball	Yes	Yes
Kelly Rowland	25	Basketball	Yes	Yes
Jonathan Schoolcraft	25	Basketball	Yes	Yes
Anna Wakefield	25	Basketball	Yes	Yes
Leigh Wendt	25	Basketball	Yes	Yes
Teresa Seals	560	Football	Yes	Yes
Scott Hinton	315	Football	Yes	Yes
Janice Zimprich	210	Football	Yes	Yes
Anita Dearing	50	Football	Yes	Yes
Patricia Hensley	50	Football	Yes	Yes
Karla Mullins	50	Football	Yes	Yes
Will Waterson	50	Football	Yes	Yes
Connie Wilson	50	Football	Yes	Yes
Leah Bailey	25	Football	Yes	Yes
Josh Baltajan	25	Football	Yes	Yes
Shawna James	25	Football	Yes	Yes
Eric Mason	25	Football	Yes	Yes
Phyllis Moye	25	Football	Yes	Yes
Nancy Witick	25	Football	Yes	Yes
Daniel Bass	231	FB Summer Camp	Yes	Yes
Joe Gaddis	228	FB Summer Camp	Yes	Yes
Kwayu Graham	228	FB Summer Camp	Yes	Yes
Chad Hodge	228	FB Summer Camp	Yes	Yes
Tyler Jarnigan	228	FB Summer Camp	Yes	Yes
Jeff Miner	228	FB Summer Camp	Yes	Yes
James Mitchell	228	FB Summer Camp	Yes	Yes
Justin Pace	228	FB Summer Camp	Yes	Yes
Winston Russell	228	FB Summer Camp	Yes	Yes
Barry Saunders	228	FB Summer Camp	Yes	Yes
John Spratling	228	FB Summer Camp	Yes	Yes
Brian Wyatt	228	FB Summer Camp	Yes	Yes
	<u>\$ 21,532</u>			

See independent auditor's report.

OAK RIDGE SCHOOLS
INTERNAL SCHOOL FUNDS

Schedule of Fidelity Bond Coverage

For the Year Ended June 30, 2019

Company:	Tennessee Risk Management Trust
Type of Coverage:	Employee Fidelity Bond
Amount:	\$400,000 each and every loss \$500 deductible, each occurrence
Period of Coverage:	July 1, 2018 to July 1, 2019
Positions Covered:	All employees

See independent auditor's report.

INTERNAL CONTROL AND COMPLIANCE SECTION

BROWN JAKE & McDANIEL, PC

CERTIFIED PUBLIC ACCOUNTANTS
 2607 KINGSTON PIKE, SUITE 110
 KNOXVILLE, TENNESSEE 37919-3336
 865/637-8600 • fax: 865/637-8601
 www.bjmpc.com

JOE L. BROWN, CPA, CGFM, CGMA
 FRANK D. McDANIEL, CPA, CGFM, CGMA
 TERRY L. MOATS, CPA, CGFM, CGMA
 JAMES E. BOOHER, CPA, CFMA

MEMBERS
 AMERICAN INSTITUTE OF
 CERTIFIED PUBLIC ACCOUNTANTS

INDEPENDENT AUDITOR'S REPORT ON INTERNAL CONTROL OVER FINANCIAL REPORTING AND ON COMPLIANCE AND OTHER MATTERS BASED ON AN AUDIT OF FINANCIAL STATEMENTS PERFORMED IN ACCORDANCE WITH GOVERNMENT AUDITING STANDARDS

Members of the Board of Education
 The Superintendent of Schools
 Oak Ridge Schools
 Oak Ridge, Tennessee

We have audited, in accordance with the auditing standards generally accepted in the United States of America and the standards applicable to financial audits contained in *Government Auditing Standards* issued by the Comptroller General of the United States, the accompanying combined balance sheet – regulatory basis of the Oak Ridge Schools Internal School Funds as of June 30, 2019, and the related combined statement of revenues, expenditures and changes in fund balances – regulatory basis for the year then ended, and the related notes to the financial statements, which collectively comprise the Oak Ridge Schools Internal School Funds' basic financial statements, and have issued our report thereon dated September 6, 2019.

Internal Control over Financial Reporting

In planning and performing our audit of the financial statements, we considered the Oak Ridge Schools Internal School Funds' internal control over financial reporting (internal control) to determine the audit procedures that are appropriate in the circumstances for the purpose of expressing our opinions on the financial statements, but not for the purpose of expressing an opinion on the effectiveness of the Oak Ridge Schools Internal School Funds' internal control. Accordingly, we do not express an opinion on the effectiveness of the Oak Ridge Schools Internal School Funds' internal control.

A *deficiency in internal control* exists when the design or operation of a control does not allow management or employees, in the normal course of performing their assigned functions, to prevent, or detect and correct, misstatements on a timely basis. A *material weakness* is a deficiency, or a combination of deficiencies, in internal control, such that there is a reasonable possibility that a material misstatement of the entity's financial statements will not be prevented, or detected and corrected on a timely basis. A *significant deficiency* is a deficiency, or a combination of deficiencies, in internal control that is less severe than a material weakness, yet important enough to merit attention by those charged with governance.

Our consideration of internal control was for the limited purpose described in the first paragraph of this section and was not designed to identify all deficiencies in internal control that might be material weaknesses or significant deficiencies. Given these limitations, during our audit we did not identify any deficiencies in internal control that we consider to be material weaknesses. However, material weaknesses may exist that have not been identified.

Compliance and Other Matters

As part of obtaining reasonable assurance about whether the Oak Ridge Schools Internal School Funds' financial statements are free from material misstatement, we performed tests of its compliance with certain provisions of laws, regulations, contracts, and grant agreements, noncompliance with which could have a direct and material

effect on the determination of financial statement amounts. However, providing an opinion on compliance with those provisions was not an objective of our audit, and accordingly, we do not express such an opinion. The results of our tests disclosed no instances of noncompliance or other matters that are required to be reported under *Government Auditing Standards*.

Purpose of this Report

The purpose of this report is solely to describe the scope of our testing of internal control and compliance and the results of that testing, and not to provide an opinion on the effectiveness of the entity's internal control or on compliance. This report is an integral part of an audit performed in accordance with *Government Auditing Standards* in considering the entity's internal control and compliance. Accordingly, this communication is not suitable for any other purpose.

Brown Lake + McDaniel, PC
CERTIFIED PUBLIC ACCOUNTANTS

Knoxville, Tennessee
September 6, 2019

OAK RIDGE SCHOOLS
INTERNAL SCHOOL FUNDS

Schedule of Prior Year Findings

For the Fiscal Year Ended June 30, 2019

There were no prior year findings.



Permanent Structure of Facility Alteration Request Form

Date of Request: 5/3/2019

Location/Building: Oak Ridge High School Campus 1450 Oak Ridge Turnpike

Name of person or group making request: Beverly Goodman and Holly Cross on behalf of the Oak Ridge High School Early Childhood Education Careers Academy, College, Career, and Technical Education Program.

Description of proposed project: The Wildcat Preschool (Early Childhood Education Careers) had a playground on the perimeter of the high school parking lot. The structure deteriorated to the point of unsafe use, so it needed to be replaced. In the process of replacing the structure, the department wanted to further consider several safety issues, including preschoolers crossing a parking lot intersection en route to the existing playground. We identified a suitable space within the badge-secured courtyard that is also in much closer proximity to the preschool weather safety location, which is the CS244 office complex.

Total Project Cost: \$15,000.00

District/School Cost: \$5,000.00

Donated Amount: \$10,000.00

Projected Operation/Maintenance Cost: _____

~~People/Group that will do the work: Maintenance department has requested volunteers~~

for the installation. Maintenance Department will oversee and approve the work, install fencing, and install surface.

If contract labor will be used, please complete the following: N/A

Name of Contractor: _____

Address: _____

Phone: _____

Background check of contracted labor has been verified by:

_____ Date:

Attach any pictures, diagrams or blueprints for the proposed project.

Approval Signatures:

Date	Title	Signature
5/3/19	Principal or Building Administrator	Shelly Cross and [Signature]
9/9/19	Supervisor of Maintenance and Operations	Allen Tucker
9.11.19	Executive Director of Business and Operations	Pet Simons
	Executive Director of School Leadership	
	Superintendent of Schools	


Project work may not begin prior to ORS Board of Education approval.

Board Approval Date: _____

☆☆☆☆☆

Grand Cove Playcenter

\$8,899.00



Front view, primary colors

A horizontal deligned, two slide playground with a pea pod and sea creature climber gives children space to explore!
[Read More](#)

Select Options

Natural

Primary

Quantity

1

ADD TO CART



Item No: Select options above

Unit:

Estimated Ship Date:

Product Description

</product/2091502/longDescription>

Reviews

http://my.yotpo.com/landing_page?redirect=https%3A%2F%2Fwww.yotpo.com%2Fpowered-by-yotpo%2F&utm_campaign=branding_link_reviews_wldget_v2&utm_medium=widget&utm_source=pwap.com

☆☆☆☆☆

0 Questions 10 Answers

ASK A QUESTION

[Reviews \(0\)](#) [Questions \(0\)](#)

[Live Chat](#)

Oak Ridge Schools

1st Attendance Period

September 9, 2019

These numbers reflect the **2019-2020** Skyward Student Management System (Entity) active student enrollment count as of **September 9, 2019**.

The total includes **28** private school and home schooled students receiving Special Ed services.



Oak Ridge Schools

Enrollment Entity Counts 1st RP 2019-20

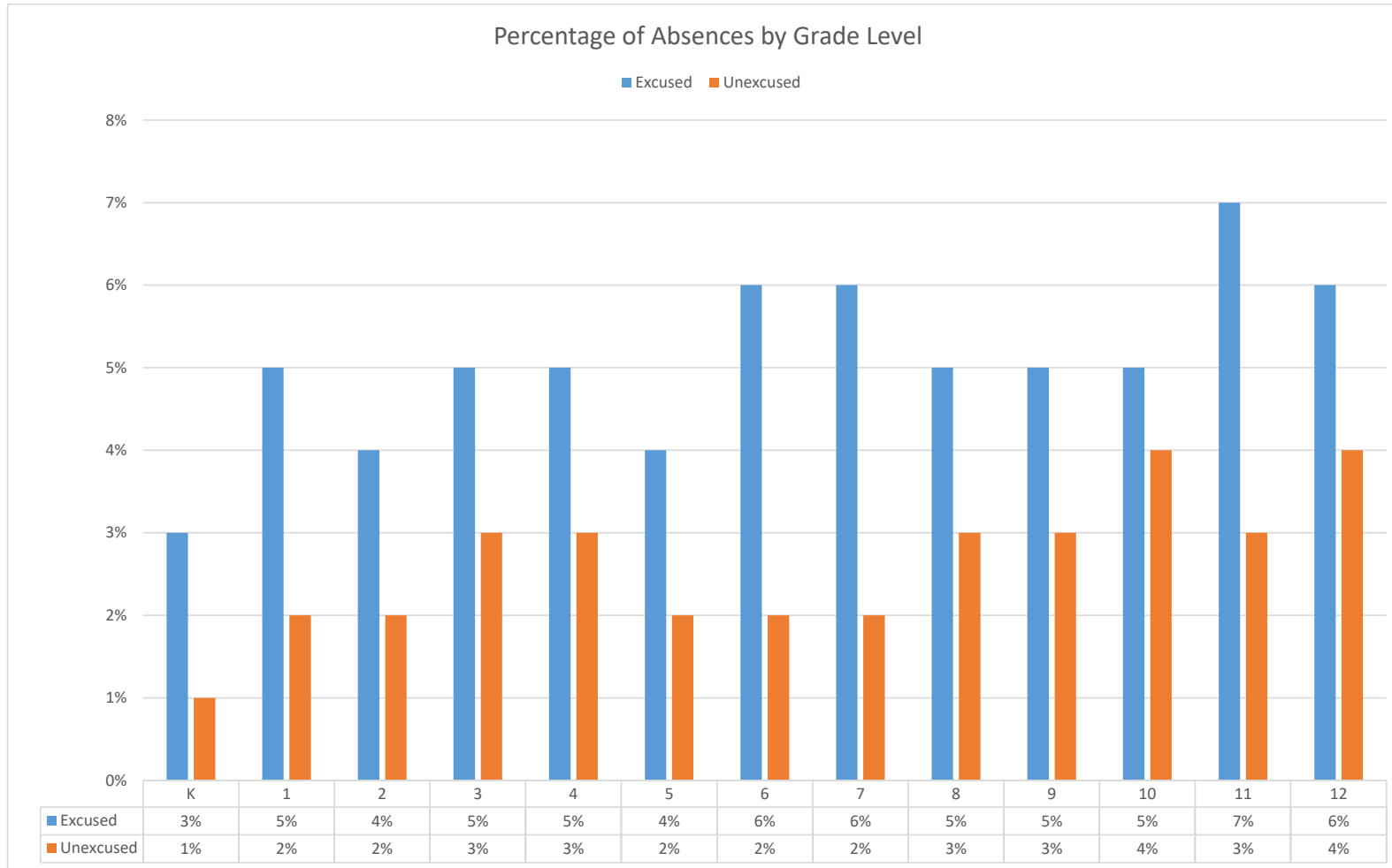
September 9, 2019

School	P3	P4	K	1	2	3	4	5	6	7	8	9	10	11	12	Total PK-12 2019-20	Previous 9th RP 2018-19	Diff
Preschool	72	141														213	232	-19
Glenwood			72	76	78	84	90									400	402	-2
Linden			92	101	81	71	98									443	428	15
Willow Brook			75	65	63	80	70									353	346	7
Woodland			82	76	80	83	92									413	411	2
JMS								178	173	177	183					711	712	-1
RMS								162	189	189	202					742	737	5
ORHS												395	379	388	351	1513	1389	124
Enrollment 2019-20	72	141	321	318	302	318	350	340	362	366	385	395	379	388	351	4788	4657	131
Prev. 9th RP 2018-19	106	126	305	302	304	350	326	354	348	365	382	360	381	356	292	4657		
Difference	-34	15	16	16	-2	-32	24	-14	14	1	3	35	-2	32	59	131		

This report compares the 2019-20 1st RP period enrollment with the 2018-19 9th RP period.

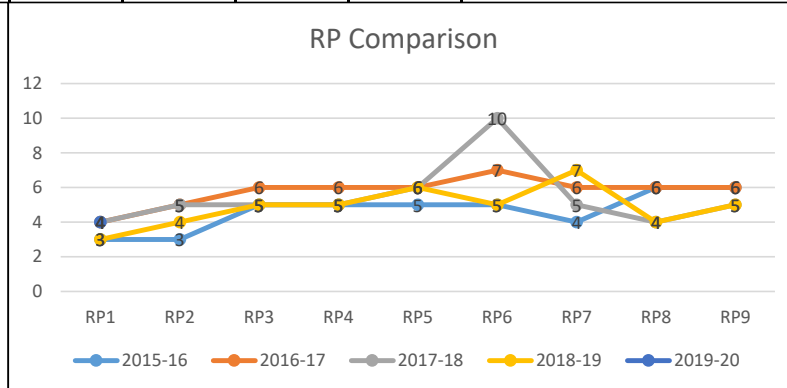
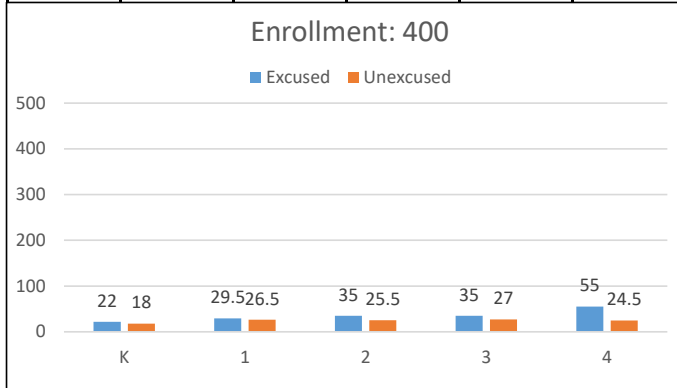
Attendance Graphs

The graphs below display excused and unexcused absence totals, total enrollment, and attendance percentages by grade and reporting period. The data was compiled using information from attendance detail and summary reports and entity counts reports.



2015-16	RP1: 3%	RP2: 3%	RP3: 5%	RP4: 5%	RP5: 5%	RP6: 5%	RP7: 4%	RP8: 6%	RP9: 6%
2016-17	RP1: 4%	RP2: 5%	RP3: 6%	RP4: 6%	RP5: 6%	RP6: 7%	RP7: 6%	RP8: 6%	RP9: 6%
2017-18	RP1: 4%	RP2: 5%	RP3: 5%	RP4: 5%	RP5: 6%	RP6: 10%	RP7: 5%	RP8: 4%	RP9: 5%
2018-19	RP1: 3%	RP2: 4%	RP3: 5%	RP4: 5%	RP5: 6%	RP6: 5%	RP7: 7%	RP8: 4%	RP9: 5%
2019-20	RP1: 4%								

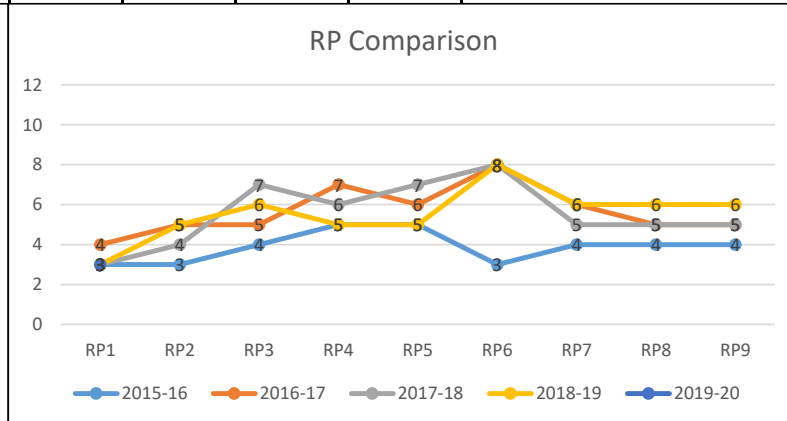
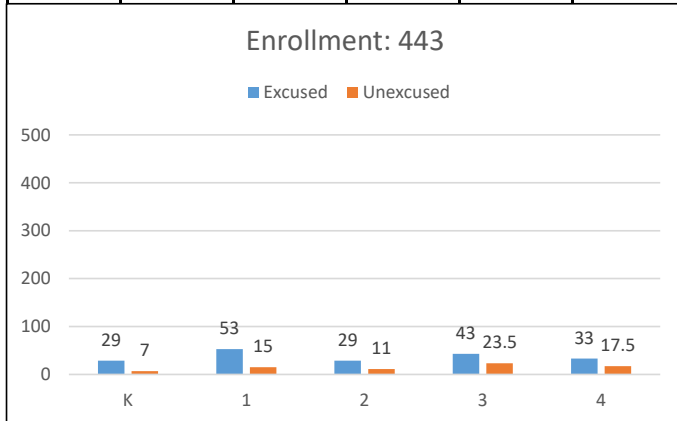
Glenwood



Goal
5.5

2015-16	RP1: 3%	RP2: 3%	RP3: 4%	RP4: 5%	RP5: 5%	RP6: 3%	RP7: 4%	RP8: 4%	RP9: 4%
2016-17	RP1: 4%	RP2: 5%	RP3: 5%	RP4: 7%	RP5: 6%	RP6: 8%	RP7: 6%	RP8: 5%	RP9: 5%
2017-18	RP1: 3%	RP2: 4%	RP3: 7%	RP4: 6%	RP5: 7%	RP6: 8%	RP7: 5%	RP8: 5%	RP9: 5%
2018-19	RP1: 3%	RP2: 5%	RP3: 6%	RP4: 5%	RP5: 5%	RP6: 8%	RP7: 6%	RP8: 6%	RP9: 6%
2019-20	RP1: 3%								

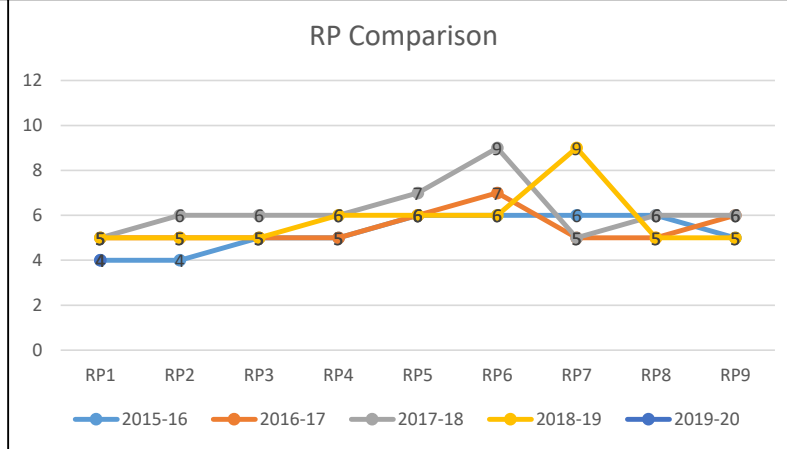
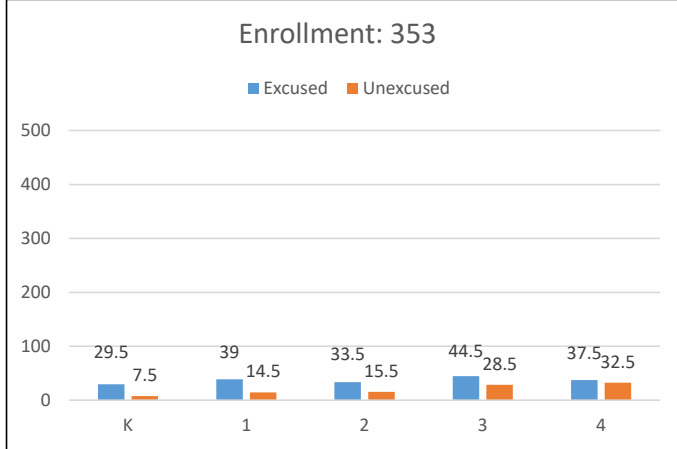
Linden



Goal
5

2015-16	RP1: 4%	RP2: 4%	RP3: 5%	RP4: 5%	RP5: 6%	RP6: 6%	RP7: 6%	RP8: 6%	RP9: 5%
2016-17	RP1: 5%	RP2: 5%	RP3: 5%	RP4: 5%	RP5: 6%	RP6: 7%	RP7: 5%	RP8: 5%	RP9: 6%
2017-18	RP1: 5%	RP2: 6%	RP3: 6%	RP4: 6%	RP5: 7%	RP6: 9%	RP7: 5%	RP8: 6%	RP9: 6%
2018-19	RP1: 5%	RP2: 5%	RP3: 5%	RP4: 6%	RP5: 6%	RP6: 6%	RP7: 9%	RP8: 5%	RP9: 5%
2019-20	RP1: 4%								

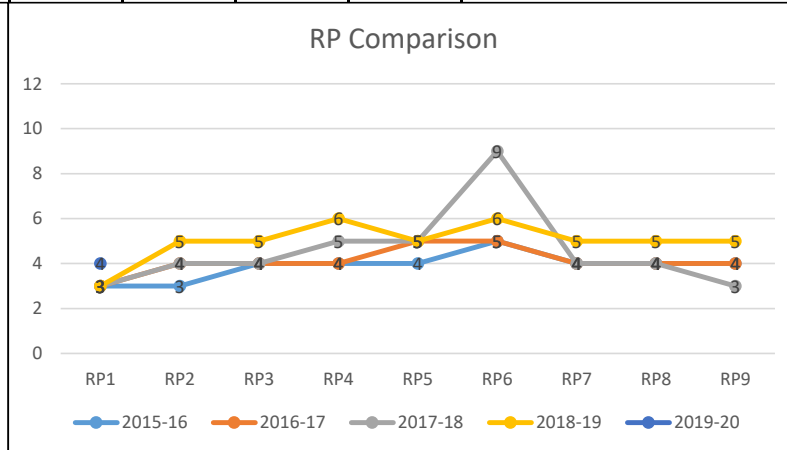
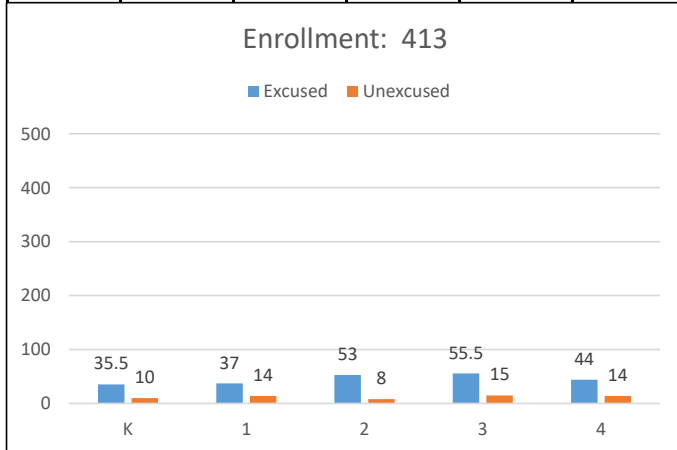
Willow Brook



Goal
6

2015-16	RP1: 3%	RP2: 3%	RP3: 4%	RP4: 4%	RP5: 4%	RP6: 5%	RP7: 4%	RP8: 4%	RP9: 4%
2016-17	RP1: 3%	RP2: 4%	RP3: 4%	RP4: 4%	RP5: 5%	RP6: 5%	RP7: 4%	RP8: 4%	RP9: 4%
2017-18	RP1: 3%	RP2: 4%	RP3: 4%	RP4: 5%	RP5: 5%	RP6: 9%	RP7: 4%	RP8: 4%	RP9: 3%
2018-19	RP1: 3%	RP2: 5%	RP3: 5%	RP4: 6%	RP5: 5%	RP6: 6%	RP7: 5%	RP8: 5%	RP9: 5%
2019-20	RP1: 4%								


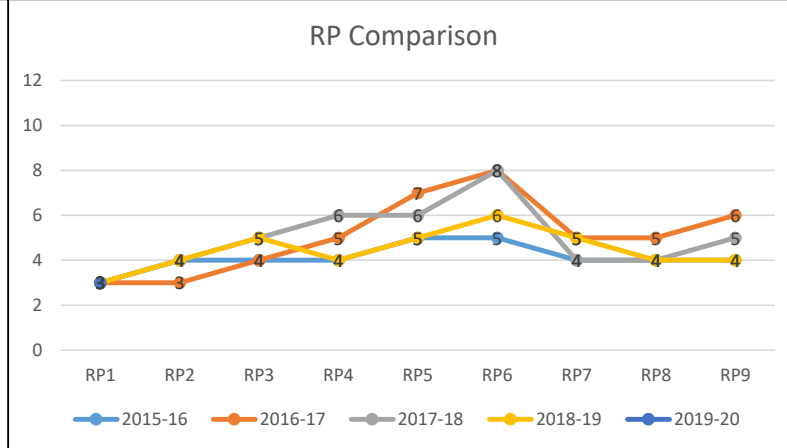
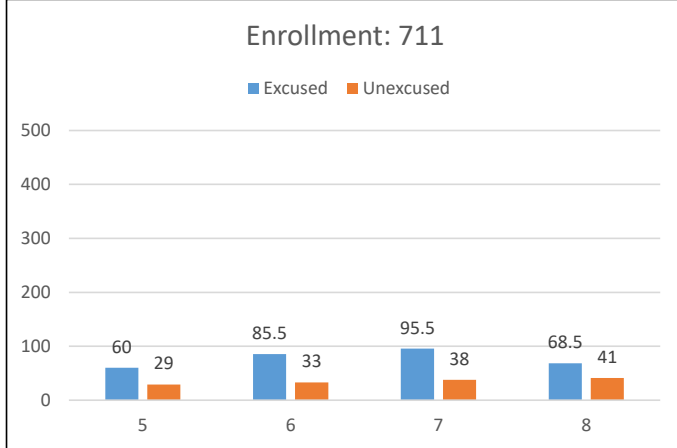
Woodland



Goal
4

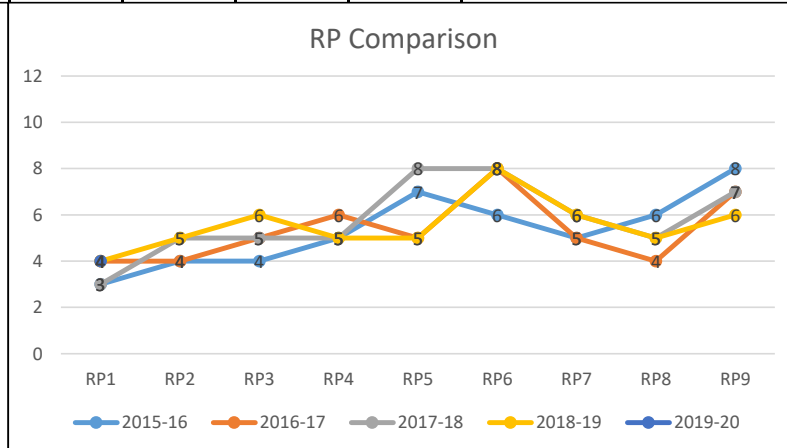
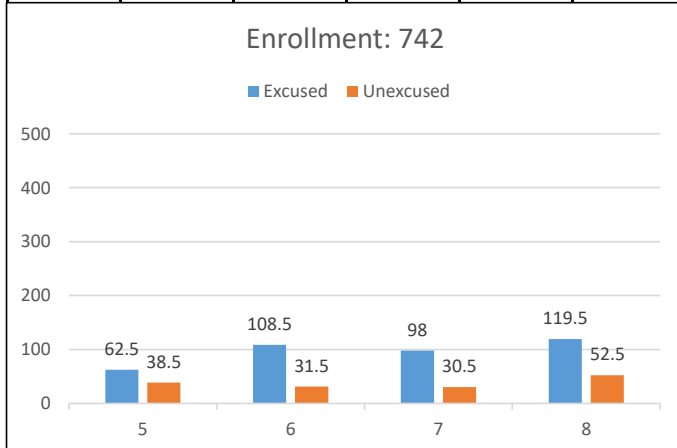
2015-16	RP1: 3%	RP2: 4%	RP3: 4%	RP4: 4%	RP5: 5%	RP6: 5%	RP7: 4%	RP8: 4%	RP9: 4%
2016-17	RP1: 3%	RP2: 3%	RP3: 4%	RP4: 5%	RP5: 7%	RP6: 8%	RP7: 5%	RP8: 5%	RP9: 6%
2017-18	RP1: 3%	RP2: 4%	RP3: 5%	RP4: 6%	RP5: 6%	RP6: 8%	RP7: 4%	RP8: 4%	RP9: 5%
2018-19	RP1: 3%	RP2: 4%	RP3: 5%	RP4: 4%	RP5: 5%	RP6: 6%	RP7: 5%	RP8: 4%	RP9: 4%
2019-20	RP1: 3%								

Jefferson



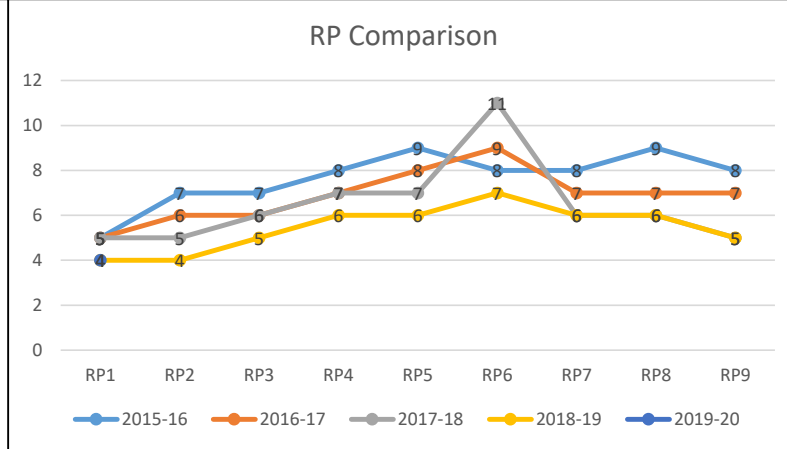
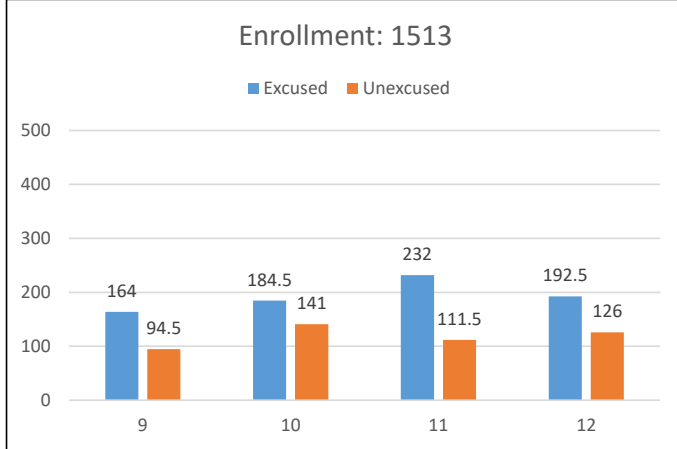
2015-16	RP1: 3%	RP2: 4%	RP3: 4%	RP4: 5%	RP5: 7%	RP6: 6%	RP7: 5%	RP8: 6%	RP9: 8%
2016-17	RP1: 4%	RP2: 4%	RP3: 5%	RP4: 6%	RP5: 5%	RP6: 8%	RP7: 5%	RP8: 4%	RP9: 7%
2017-18	RP1: 3%	RP2: 5%	RP3: 5%	RP4: 5%	RP5: 8%	RP6: 8%	RP7: 6%	RP8: 5%	RP9: 7%
2018-19	RP1: 4%	RP2: 5%	RP3: 6%	RP4: 5%	RP5: 5%	RP6: 8%	RP7: 6%	RP8: 5%	RP9: 6%
2019-20	RP1: 4%								

Robertsville



2015-16	RP1: 5%	RP2: 7%	RP3: 7%	RP4: 8%	RP5: 9%	RP6: 8%	RP7: 8%	RP8: 9%	RP9: 8%
2016-17	RP1: 5%	RP2: 6%	RP3: 6%	RP4: 7%	RP5: 8%	RP6: 9%	RP7: 7%	RP8: 7%	RP9: 9%
2017-18	RP1: 5%	RP2: 5%	RP3: 6%	RP4: 7%	RP5: 7%	RP6: 11%	RP7: 6%	RP8: 6%	RP9: 5%
2018-19	RP1: 4%	RP2: 4%	RP3: 5%	RP4: 6%	RP5: 6%	RP6: 7%	RP7: 6%	RP8: 6%	RP9: 5%
2019-20	RP1: 4%								

ORHS



Goal
6

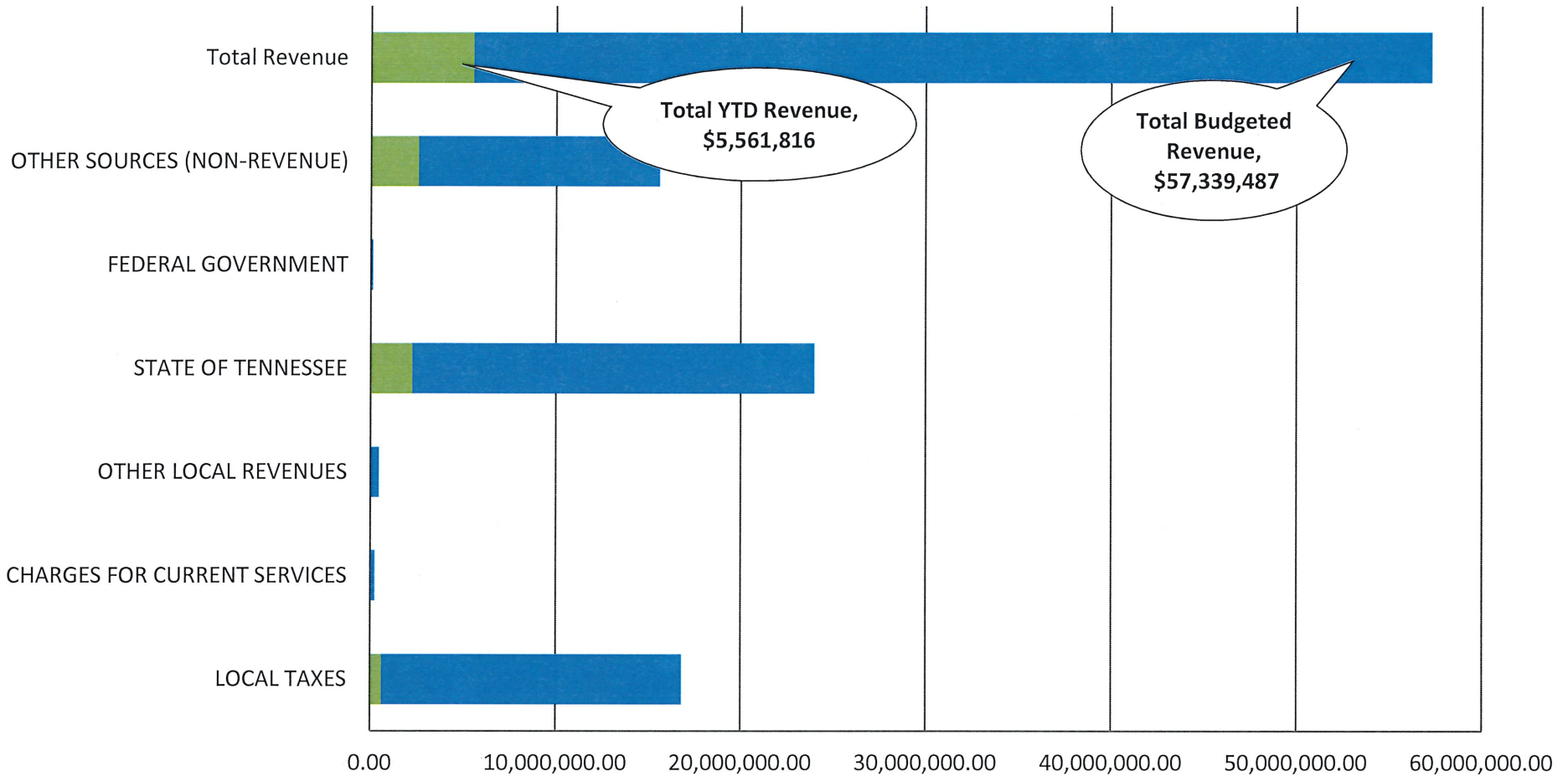
Acct	Acct	2019-20 FYTD Budget	August 2019-20 Monthly Activity	2019-20 Year-To-Date	2019-20 Percent of Budget	2019-20 Variance from Bud	Encumbered Amount	Unencumbered Budget Remaining
40110	Current Property Tax	11,048,443.00	8,614.37	8,614.37	0.08%	11,039,828.63		11,039,828.63
40210	Local Option Sales Tax	5,787,581.00	556,343.98	610,097.09	10.54%	5,177,483.91		5,177,483.91
40275	Mixed Drink Tax	250.00	27.99	27.99	11.20%	222.01		222.01
40280	Mineral Severance Tax	250.00				250.00		250.00
43511	Tuition - Regular Day Students	240,000.00	15,452.50	34,009.00	14.17%	205,991.00		205,991.00
43513	Tuition - Summer School	12,000.00		780.00	6.50%	11,220.00		11,220.00
43533	Transportation Fees	10,000.00		940.00	9.40%	9,060.00		9,060.00
44110	Interest Earned	150,000.00	12,263.47	28,406.15	18.94%	121,593.85		121,593.85
44120	Lease/Rentals	18,000.00	1,115.00	1,115.00	6.19%	16,885.00		16,885.00
44170	Miscellaneous Refunds	2,500.00	1,750.13	3,420.46	136.82%	-920.46		-920.46
44530	Sale of Equipment	35,000.00		27.00	0.08%	34,973.00		34,973.00
44560	DAMAGES RECOVERED FROM INDIVID		110.40	110.40		-110.40		-110.40
44570	Contributions & Gifts	200,000.00	12,800.00	12,800.00	6.40%	187,200.00		187,200.00
44990	Other Local Revenues	75,000.00	1,896.00	4,341.00	5.79%	70,659.00		70,659.00
46511	Basic Education Program	22,809,000.00	2,274,800.00	2,274,800.00	9.97%	20,534,200.00		20,534,200.00
46515	Early Childhood Education	460,771.37				460,771.37		460,771.37
46590	Other State Education Funds	75,000.00				75,000.00		75,000.00
46610	Career Ladder Program	150,000.00				150,000.00		150,000.00
46980	Other State Grants	501,728.98				501,728.98		501,728.98
46990	Other State Revenues	7,500.00				7,500.00		7,500.00
47143	Special Education Grants	80,000.00				80,000.00		80,000.00
47630	Public Law 874 - Maint/Operat.	55,000.00				55,000.00		55,000.00
49700	Insurance Recovery	2,500.00				2,500.00		2,500.00
49800	Transfers In	125,000.00				125,000.00		125,000.00
49810	City General Fund Transfer	15,493,963.00	1,291,163.58	2,582,327.16	16.67%	12,911,635.84		12,911,635.84
-----	Revenue	57,339,487.35	4,176,337.42	5,561,815.62	9.70%	51,777,671.73		51,777,671.73
=====								
71100	Regular Instruction Prgm	26,870,319.00	2,357,678.02	2,670,041.23	9.94%	24,200,277.77	59,238.33	24,141,039.44
71150	Alternative Instruction Prgm	820,705.00	60,910.14	64,016.13	7.80%	756,688.87	1,047.42	755,641.45
71200	Special Education Prgm	4,459,917.00	317,570.05	323,259.60	7.25%	4,136,657.40	6,772.59	4,129,884.81
71300	Career/Technical Education Prg	1,265,333.00	92,988.22	100,365.74	7.93%	1,164,967.26	2,567.96	1,162,399.30
71900	Contingency	943,882.63				943,882.63		943,882.63
72120	Health Services	604,107.00	45,029.91	48,476.01	8.02%	555,630.99	5,678.36	549,952.63
72130	Other Student Support	1,680,410.00	172,095.79	282,901.49	16.84%	1,397,508.51	65,827.47	1,331,681.04
72210	Regular Inst. Support	2,765,226.00	212,418.83	325,634.63	11.78%	2,439,591.37	39,435.06	2,400,156.31
72220	Special Education Support	828,745.00	58,774.50	94,442.41	11.40%	734,302.59	72,154.50	662,148.09
72230	Career & Technical Prg Support	111,239.00	6,763.17	13,787.15	12.39%	97,451.85	1,832.90	95,618.95
72250	Technology Services	2,763,773.00	226,599.23	425,878.74	15.41%	2,337,894.26	126,676.55	2,211,217.71

Acct	Acct	2019-20 FYTD Budget	August 2019-20 Monthly Activity	2019-20 Year-To-Date	2019-20 Percent of Budget	2019-20 Variance from Bud	Encumbered Amount	Unencumbered Budget Remaining
72290	Communications	114,349.00	11,418.45	19,965.83	17.46%	94,383.17		94,383.17
72310	Board of Education	1,050,750.00	22,089.79	381,434.48	36.30%	669,315.52	5,113.88	664,201.64
72320	Director of Schools	356,796.00	28,016.14	60,789.86	17.04%	296,006.14	2,526.88	293,479.26
72410	Office of the Principal	3,567,705.00	268,113.55	479,986.80	13.45%	3,087,718.20	14,247.03	3,073,471.17
72510	Fiscal Services	806,626.00	60,935.34	147,363.62	18.27%	659,262.38	9,649.73	649,612.65
72520	Human Resources/ Personnel	429,455.00	25,133.48	95,504.67	22.24%	333,950.33	4,410.29	329,540.04
72610	Operation of Plant	4,635,502.00	345,698.48	664,559.44	14.34%	3,970,942.56	111,054.87	3,859,887.69
72620	Maintenance of Plant	1,642,702.00	179,174.10	317,416.67	19.32%	1,325,285.33	119,707.58	1,205,577.75
72710	Transportation	1,524,978.00	2,265.90	36,060.90	2.36%	1,488,917.10		1,488,917.10
73400	Early Childhood Education	460,771.37	34,805.46	35,070.83	7.61%	425,700.54		425,700.54
73401	Pre-K General Fund	653,943.00	34,130.85	48,077.08	7.35%	605,865.92	4,617.00	601,248.92
76100	Regular Capital Outlay	775,051.35	48,788.50	48,788.50	6.29%	726,262.85	208,691.05	517,571.80
99100	Transfers Out	73,353.00				73,353.00		73,353.00
-----	Expense	59,205,638.35	4,611,397.90	6,683,821.81	11.29%	52,521,816.54	861,249.45	51,660,567.09
-----	General Purpose School Fund	-1,866,151.00	-435,060.48	-1,122,006.19	10.51%	-744,144.81	-861,249.45	117,104.64
	Grand Revenue Totals	57,339,487.35	4,176,337.42	5,561,815.62	9.70%	51,777,671.73		51,777,671.73
	Grand Expense Totals	59,205,638.35	4,611,397.90	6,683,821.81	11.29%	52,521,816.54	861,249.45	51,660,567.09
	Grand Totals	1,866,151.00	435,060.48	1,122,006.19	60.12%	744,144.81	861,249.45	117,104.64
		Loss	Loss	Loss		Loss	Loss	Profit

Number of Accounts: 1161

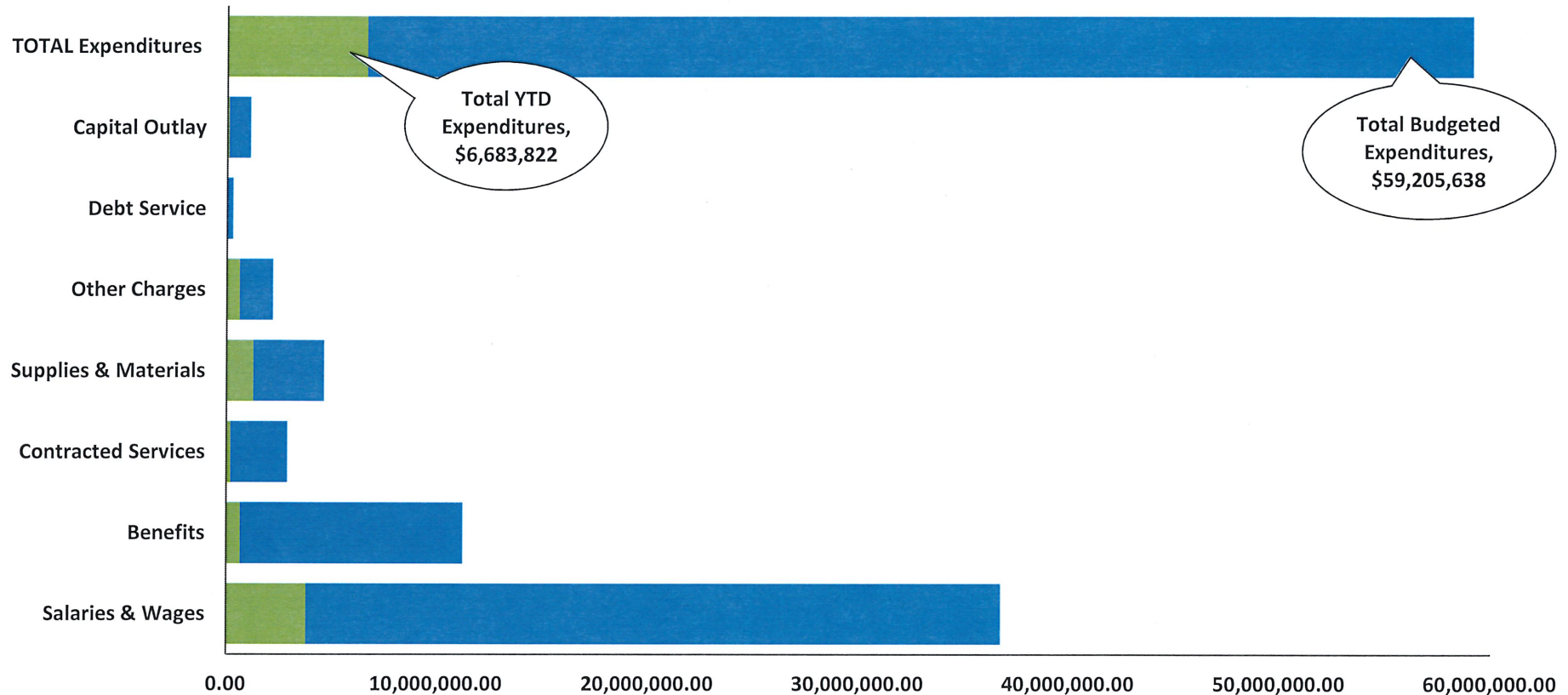
***** End of report *****

General Fund Revenue Budget to Actual Summary - AUGUST, 2019



	LOCAL TAXES	CHARGES FOR CURRENT SERVICES	OTHER LOCAL REVENUES	STATE OF TENNESSEE	FEDERAL GOVERNMENT	OTHER SOURCES (NON-REVENUE)	Total Revenue
■ Percent of Budget	3.67%	13.64%	10.45%	9.48%	0	16.53%	9.70%
■ Year-To-Date	618,739.45	35,729.00	50,220.01	2,274,800.00	0	2,582,327.16	\$5,561,816
■ FYTD Budget	16,836,524.00	262,000.00	480,500.00	24,004,000.35	135,000.00	15,621,463.00	\$57,339,487

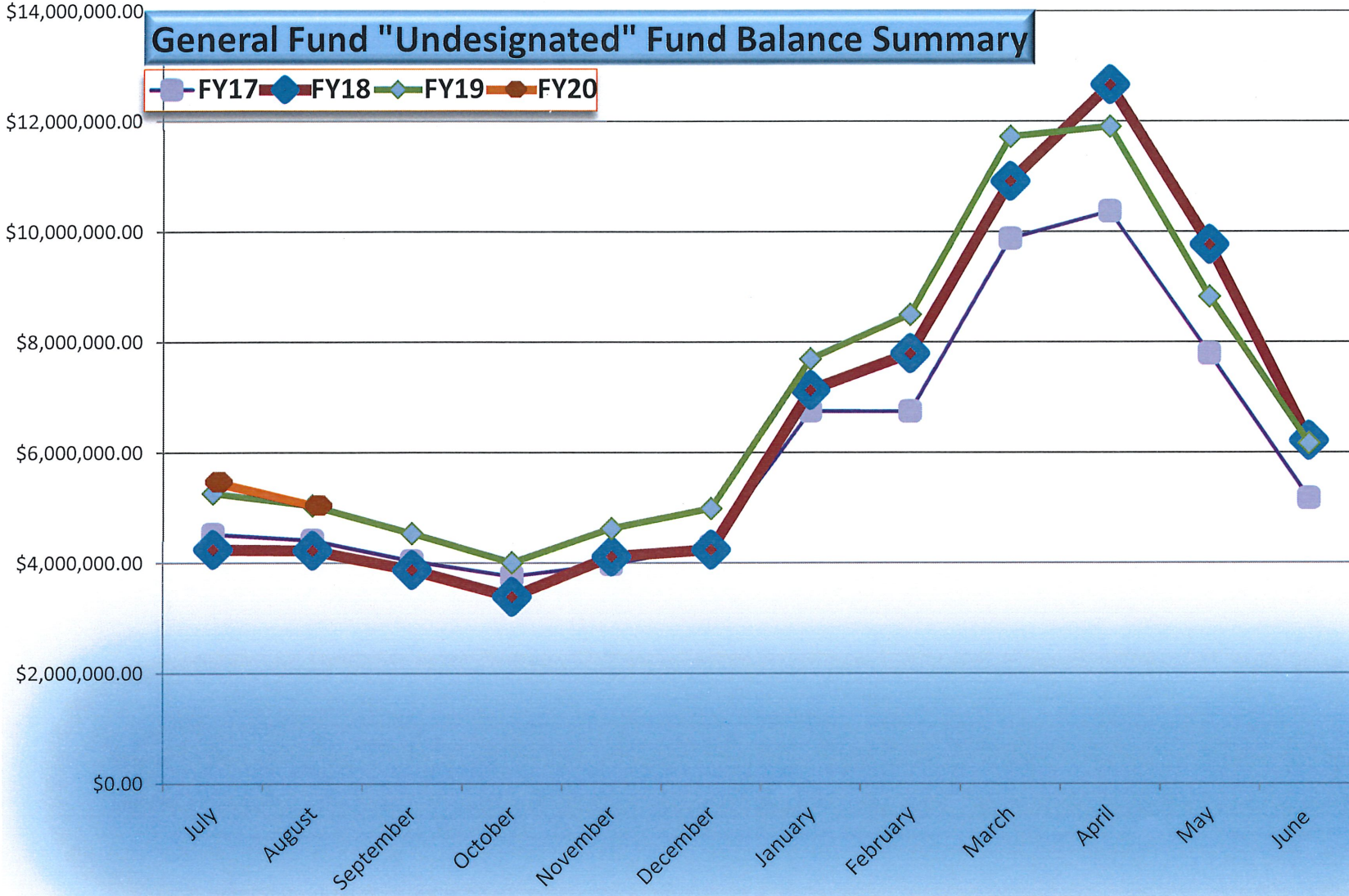
General Fund Expenditure Budget to Actual Summary by Object AUGUST, 2019



	Salaries & Wages	Benefits	Contracted Services	Supplies & Materials	Other Charges	Debt Service	Capital Outlay	TOTAL Expenditures
FYTD %	10.37%	5.91%	7.18%	27.42%	28.28%	0	8.82%	11.29%
FYTD Activity	3,814,231.82	664,445.25	208,455.89	1,276,671.26	621,895.39	0	98,122.20	\$6,683,822
FYTD Revised Bdg	36,797,930.00	11,247,967.00	2,905,013.00	4,656,059.37	2,198,974.63	287,205.00	1,112,489.35	\$59,205,638

General Fund "Undesignated" Fund Balance Summary

FY17 FY18 FY19 FY20



Acct	Acct	2019-20 FYTD Budget	August 2019-20 Monthly Activity	2019-20 Year-To-Date	2019-20 Percent of Budget	2019-20 Variance from Bud	Encumbered Amount	Unencumbered Balance Remaining
142	School Federal Projects							
R	Revenue							
47131	Vocational Program Improvement	131,707.20	3,159.86	3,159.86	2.40%	128,547.34		128,547.34
47141	Title I	968,235.61	4,768.05	4,768.05	0.49%	963,467.56		963,467.56
47143	Special Education Grants	1,058,394.96				1,058,394.96		1,058,394.96
47145	Special Ed Pre-School Grants	29,791.00				29,791.00		29,791.00
47146	English Lang Acq Grants	19,520.22				19,520.22		19,520.22
47147	Title IV Part B, 21st Century	187,000.00				187,000.00		187,000.00
47189	Title II	125,016.24	8,399.50	8,399.50	6.72%	116,616.74		116,616.74
47590	Other Federal Through State	514,808.77	20,376.10	20,376.10	3.96%	494,432.67		494,432.67
47990	Other Direct Fedral Revenue	827,137.00	12,057.99	12,057.99	1.46%	815,079.01		815,079.01
-----	Revenue	3,861,611.00	48,761.50	48,761.50	1.26%	3,812,849.50		3,812,849.50
E	Expense							
71100	Regular Instruction Prgm	751,587.06	59,163.83	73,363.01	9.76%	678,224.05	1,791.41	676,432.64
71200	Special Education Prgm	847,501.88	52,256.41	52,256.41	6.17%	795,245.47		795,245.47
71300	Career/Technical Education Prg	108,415.00	10,789.16	12,437.16	11.47%	95,977.84	41,934.50	54,043.34
71900	Contingency	371,405.70				371,405.70		371,405.70
72120	Health Services	12,754.00	1,155.56	1,155.56	9.06%	11,598.44		11,598.44
72130	Other Student Support	75,879.41	5,420.36	6,834.74	9.01%	69,044.67	799.00	68,245.67
72210	Regular Inst. Support	302,087.41	15,814.53	28,987.53	9.60%	273,099.88	27,948.82	245,151.06
72220	Special Education Support	235,828.53	21,729.87	24,492.55	10.39%	211,335.98		211,335.98
72230	Career & Technical Prg Support	4,189.77	139.00	337.92	8.07%	3,851.85	226.92	3,624.93
72710	Transportation	25,108.20		5,108.20	20.34%	20,000.00		20,000.00
73300	Community Services	997,801.79	61,386.71	73,632.70	7.38%	924,169.09	10,291.30	913,877.79
99100	Transfers Out	129,052.25				129,052.25		129,052.25
-----	Expense	3,861,611.00	227,855.43	278,605.78	7.21%	3,583,005.22	82,991.95	3,500,013.27
-----	School Federal Projects		-179,093.93	-229,844.28	4.24%	229,844.28	-82,991.95	312,836.23

Acct	Acct	2019-20 FYTD Budget	August 2019-20 Monthly Activity	2019-20 Year-To-Date	2019-20 Percent of Budget	2019-20 Variance from Bud	Encumbered Amount	Unencumbered Balance Remaining
143	Central Cafeteria							
R	Revenue							
43521	Lunch Payments - Children	263,736.00	23,977.30	26,576.00	10.08%	237,160.00		237,160.00
43522	Lunch Payments - Adults	4,000.00	323.00	357.20	8.93%	3,642.80		3,642.80
43523	Income From Breakfast	35,951.00	3,182.90	3,430.70	9.54%	32,520.30		32,520.30
43525	A la Carte Sales	315,872.00	25,316.10	19,877.70	6.29%	295,994.30		295,994.30
43990	Other Charges for Food Service	10,000.00	44.55	1,875.55	18.76%	8,124.45		8,124.45
44110	Interest Earned	3,000.00	539.59	1,056.19	35.21%	1,943.81		1,943.81
46520	School Food Service	16,455.00				16,455.00		16,455.00
47111	USDA School Lunch Program	907,812.00				907,812.00		907,812.00
47112	USDA Commodities	117,824.00				117,824.00		117,824.00
47113	Breakfast	342,887.00				342,887.00		342,887.00
47114	USDA - Other	161,354.00	-73.20	7,858.70	4.87%	153,495.30		153,495.30
----	Revenue	2,178,891.00	53,310.24	61,032.04	2.80%	2,117,858.96		2,117,858.96
E	Expense							
73100	Food Service	2,358,891.00	9,124.99	9,196.04	0.39%	2,349,694.96	41,827.09	2,307,867.87
----	Expense	2,358,891.00	9,124.99	9,196.04	0.39%	2,349,694.96	41,827.09	2,307,867.87
----	Central Cafeteria	-180,000.00	44,185.25	51,836.00	1.55%	-231,836.00	-41,827.09	-190,008.91
145	Other Education Funds							
R	Revenue							
44990	Other Local Revenues	32,929.00	3,550.00	5,600.00	17.01%	27,329.00		27,329.00
46590	Other State Education Funds	74,544.65				74,544.65		74,544.65
49800	Transfers In	73,374.00				73,374.00		73,374.00
----	Revenue	180,847.65	3,550.00	5,600.00	3.10%	175,247.65		175,247.65

Acct	Acct	2019-20 FYTD Budget	August 2019-20 Monthly Activity	2019-20 Year-To-Date	2019-20 Percent of Budget	2019-20 Variance from Bud	Encumbered Amount	Unencumbered Balance Remaining
145	Other Education Funds							
E	Expense							
72130	Other Student Support	102,985.65	10,498.60	13,714.01	13.32%	89,271.64	500.00	88,771.64
72210	Regular Inst. Support	249.00				249.00		249.00
72620	Maintenance of Plant	44,684.00				44,684.00		44,684.00
73300	Community Services	32,929.00	2,233.91	2,233.91	6.78%	30,695.09		30,695.09
-----	Expense	180,847.65	12,732.51	15,947.92	8.82%	164,899.73	500.00	164,399.73
-----	Other Education Funds		-9,182.51	-10,347.92	5.96%	10,347.92	-500.00	10,847.92
=====								
146	Extended School Program							
R	Revenue							
43581	Community Services Fees Child	473,067.00	38,751.02	73,169.92	15.47%	399,897.08		399,897.08
-----	Revenue	473,067.00	38,751.02	73,169.92	15.47%	399,897.08		399,897.08
E	Expense							
73300	Community Services	463,067.00	24,901.41	50,302.15	10.86%	412,764.85	3,991.21	408,773.64
99100	Transfers Out	10,000.00				10,000.00		10,000.00
-----	Expense	473,067.00	24,901.41	50,302.15	10.63%	422,764.85	3,991.21	418,773.64
-----	Extended School Program		13,849.61	22,867.77	13.05%	-22,867.77	-3,991.21	-18,876.56
=====								
Grand Revenue Totals		6,694,416.65	144,372.76	188,563.46	2.82%	6,505,853.19		6,505,853.19
Grand Expense Totals		6,874,416.65	274,614.34	354,051.89	5.15%	6,520,364.76	129,310.25	6,391,054.51
Grand Totals		180,000.00	130,241.58	165,488.43	91.94%	14,511.57	129,310.25	114,798.68
		Loss	Loss	Loss		Loss	Loss	Profit

**Combined Fund Balance and YTD Operating Statement Summary
August, 2019**

Description	General Fund 141	Federal Fund 142	Food Service Fund 143	Special Fund 145	ECC Fund 146
Beginning Fund Balance July 1, 2019	8,571,837.40	0.00	808,715.52	2,508.79	88,759.66
Plus YTD Revenue per books 8/31/19	5,561,815.62	48,761.50	61,032.04	5,600.00	73,169.92
Less YTD Expenditures per books 8/31/19	(6,683,821.81)	(278,605.78)	(9,196.04)	(15,947.92)	(50,302.15)
Revenues Over (Under) Expenditures as of 8/31/19	(1,122,006.19)	(229,844.28)	51,836.00	(10,347.92)	22,867.77
Ending Fund Balance per books as of 8/31/19	7,449,831.21	(229,844.28)	\$860,551.52	(7,839.13)	111,627.43

Fund Balance Restricted/Committed/Assigned Status

Encumbrances and Deferred Revenue			\$ 33,823.99		
Restricted for-Extended Contract					
Restricted for Career Ladder Program	-1,040.32				
Restricted for Operation of Non-Instructional Services			646,727.53		111,627.43
Committed for Other Purposes (Vehicles- ERR Fund)	683,570.52				
Assigned for Instruction- Coordinated School Health	18,920.88				
Assigned for other local grants					
Assigned for Instruction - Education Foundation Grant	10,950.30				
Assigned for Instruction - TN Early Literacy Network	5,070.52				
Assigned for Instruction (APSI-ORHS)	14,019.95				
Assigned for Support Services FRC Local Funds (56)				6,104.75	
Nonspendable-Prepaid Expenditures					
Assigned to Balance FY20 Budget	1,666,151.00		180,000.00		
Unassigned Fund Balance 8/31/19	\$ 5,052,188.36	-229,844.28		-13,943.88	
Total Fund Balance 8/31/19	7,449,831.21	(\$229,844.28)	\$ 860,551.52	(\$7,839.13)	\$ 111,627.43



Adventure Awaits!

Read to be Ready Summer Camp

2019

Oak Ridge Schools



Our Data

- Number of students served – 102
- Number of teachers participating – 25
- Number of community partners involved – 32
- Number of books each student added to his/her home library – 35
- Number of family members who attended a camp event – 161
- Number of minutes spent reading in camp – 140,400
- Number of minutes spent writing in camp – 87,750
- Number of minutes spent in enrichment experiences – 70,200

In just 16 days of camp, our students made significant gains in accuracy and comprehension!

	Pre	Post
Average Accuracy Rate:	90.0%	92.5%
Average Comprehension Rate:	70.9%	74.8%



Outdoor
learning!




Author Jessica Young and Illustrator Daniel Wiseman Workshop





Cruise on the Tennessee River field trip





Field trip to Willow Brook for StarLab



Barnes and Noble Field Trip

- First week = \$20
- Last week = \$40
- Picking your own books at the bookstore = Priceless!

