

Regular Board of Education Meeting

May 18, 2020 7:00 PM

<https://youtu.be/dc4Wj3QteDM>

I. Call to Order

II. Approval of Agenda

III. Special Reports/Presentations

A. Good News

IV. Consent Agenda

A. Board Minutes: 4-27-20

V. Items for Action

A. Adoption of FY21 Budget - Second Reading

B. FY20 Budget Transfer #7 - First Reading

C. FY20 Budget Transfer #7 - Second Reading

D. IDEA Technology Partnership

E. Head Start Quality Improvement Grant

F. Head Start COLA Funds

G. Purchase of Rooftop HVAC Units for Willow Brook

H. Summer School Fees

VI. Items for Information

A. Portrait of a Graduate

B. Financial Report

VII. Items for Discussion

VIII. Old Business

IX. New Business

X. Communications

XI. Adjournment



Oak Ridge Schools

OFFICE OF
Finance Director

Telephone (865) 425-9004

MEMORANDUM

To: Dr. Bruce Borchers, Superintendent of Schools
From: Pat Smith, Finance Director *PS*
Subject: FY'20 Budget Transfer #7
Date: May 18, 2020

The attached FY'20 Budget Transfer #7 includes the following budget transfer requests for Board of Education approval:

- End of year re-alignment of some salary, benefit, and expenditure items (budget/actual/encumbrances) based on current YTD projections.
- All routine budget transfers and revisions from March 24, 2020 through May 12, 2020 (routine transfers, mostly grants) for Board Approval
- Budget transfers to cover anticipated expenditures

FY 20 FYTD Budget Summary - Budget Transfer #7

Fund	FY20 Revised Approved Budget (After Approval of Budget Transfer #1 - #6)	Budget Transfer #7	FY20 Revised	Budget Total
Fund 141 (General Fund)	\$ 59,158,580.67		\$ 59,158,580.67	
Fund 142 (Federal)	\$ 3,861,611.00		\$ 3,861,611.00	
Fund 143 (Food Service)	\$ 2,358,891.00		\$ 2,358,891.00	
Fund 145 (Other Education)	\$ 227,905.33		\$ 227,905.33	
Fund 146 (Extended Child Care)	\$ 473,067.00		\$ 473,067.00	
TOTAL All Funds	\$ 66,080,055.00	\$ -	\$ 66,080,055.00	

Fund 141 Budget Transfers

Fund 141 REVENUES	Account Number	Decrease	Increase
Establish CTE Aviation Grant Budget (from Contingency)	141 R 46980 000 000 00000 000	\$ 5,000.00	\$ -
	141 R 46590 000 000 00000 092	\$ -	\$ 5,000.00

Fund 141 EXPENDITURES	Account Number	Increase	Decrease
Realign State Pre-K Grant to Meet Program Needs	141 E 73400 429 011 00043 000	\$ 505.00	\$ -
	141 E 73400 201 011 00043 031	\$ -	\$ 50.00
	141 E 73400 212 011 00043 031	\$ -	\$ 11.00
	141 E 73400 201 011 00043 000	\$ -	\$ 360.00
	141 E 73400 212 011 00043 000	\$ -	\$ 84.00
Establish CTE Aviation Grant (from Contingency)	141 E 71300 429 000 00000 092	\$ 5,000.00	\$ -
	141 E 71900 599 000 00000 000	\$ -	\$ 5,000.00
Realign State Pre-School Grant to Meet Program Needs	141 E 73400 429 011 00043 000	\$ 1,308.00	\$ -
	141 E 73400 116 011 00043 000	\$ -	\$ 181.00
	141 E 73400 201 011 00043 000	\$ -	\$ 261.00
	141 E 73400 204 011 00043 000	\$ -	\$ 18.00
	141 E 73400 212 011 00043 000	\$ -	\$ 61.00
	141 E 73400 116 011 00043 031	\$ -	\$ 628.00
	141 E 73400 201 011 00043 031	\$ -	\$ 74.00
	141 E 73400 204 011 00043 031	\$ -	\$ 67.00
	141 E 73400 212 011 00043 031	\$ -	\$ 18.00
Transfer from Finance to IT for Cost of MIFI Access	141 E 72250 307 000 00000 000	\$ 99.99	\$ -
	141 E 72510 701 000 00000 000	\$ -	\$ 99.99

Transfer from Inservice to PD for Virtual	141 E 72210 524 000 00068 000	\$ 24,407.74	\$ -
Conference for ELA Textbook Adoption	141 E 72210 196 000 00068 000	\$ -	\$ 24,407.74

	141 E 71100 217 000 00000 000	\$ 7,100.00	\$ -
	141 E 71150 195 000 00036 000	\$ 738.00	\$ -
	141 E 71150 207 000 00036 000	\$ 1,050.00	\$ -
	141 E 71150 217 000 00036 000	\$ 40.00	\$ -
	141 E 71200 116 000 00000 000	\$ 4,100.00	\$ -
	141 E 71200 204 000 00000 000	\$ 400.00	\$ -
	141 E 71200 207 000 00000 000	\$ 100.00	\$ -
	141 E 71200 217 000 00000 000	\$ 680.00	\$ -
	141 E 71300 217 000 00000 000	\$ 175.00	\$ -
	141 E 72130 207 000 00000 000	\$ 600.00	\$ -
	141 E 72210 207 000 00000 000	\$ 500.00	\$ -
	141 E 72250 217 000 00000 000	\$ 2,500.00	\$ -
	141 E 72410 207 000 00000 000	\$ 5,820.00	\$ -
	141 E 72410 217 000 00000 000	\$ 1,550.00	\$ -
End of Year Budget Realignment for Anticipated Needs of District	141 E 72520 204 000 00000 000	\$ 900.00	\$ -
	141 E 72610 204 000 00000 000	\$ 1,425.00	\$ -
	141 E 72610 208 000 00000 000	\$ 245.00	\$ -
	141 E 72610 217 000 00000 000	\$ 200.00	\$ -
	141 E 72610 299 000 00000 000	\$ 37.00	\$ -
	141 E 72620 217 000 00000 000	\$ 1,100.00	\$ -
	141 E 73401 195 000 00043 000	\$ 750.00	\$ -
	141 E 73401 204 000 00000 000	\$ 700.00	\$ -
	141 E 73401 208 000 00000 000	\$ 65.00	\$ -
	141 E 73401 217 000 00043 000	\$ 325.00	\$ -
	141 E 73401 299 000 00000 000	\$ 12.00	\$ -
	141 E 71100 195 000 00000 000	\$ -	\$ 31,112.00
	141 E 72310 210 000 00000 000	\$ 15,000.00	\$ -
	141 E 72310 510 000 00000 0000	\$ 75,000.00	\$ -
	141 E 71900 599 000 00000 002	\$ -	\$ 90,000.00

	141 E 72310 599 000 00000 000	\$ 625,000.00	\$ -
	141 E 72710 312 000 00000 000	\$ -	\$ 348,000.00
	141 E 72710 412 000 00000 000	\$ -	\$ 22,000.00
	141 E 71900 599 000 00000 002	\$ -	\$ 117,370.17
Budget Transfer for Anticipated Expenditure	141 E 71100 117 000 00000 000	\$ -	\$ 18,450.00
	141 E 71100 195 000 00000 000	\$ -	\$ 57,000.00
	141 E 71200 195 000 00000 000	\$ -	\$ 19,000.00
	141 E 72120 195 000 00000 000	\$ -	\$ 3,000.00
	141 E 71200 117 000 00000 000	\$ -	\$ 600.00
	141 E 72610 415 000 00000 000	\$ -	\$ 39,579.83

TOTAL		\$ 782,432.73	\$ 782,432.73
--------------	--	----------------------	----------------------

Fund 142 Budget Transfers

FUND 142 EXPENDITURES	Increase	Decrease
	142 E 73300 116 031 00043 000 \$ 1,158.00	\$ -
	142 E 73300 163 031 00043 000 \$ 3,150.00	\$ -
	142 E 73300 195 031 00043 000 \$ 5,000.00	\$ -
	142 E 73300 429 031 00043 000 \$ 5,894.00	\$ -
	142 E 73300 524 031 00000 000 \$ 4,000.00	\$ -
Realign Head Start Grant to Meet Program	142 E 73300 161 031 00043 000 \$ -	\$ 850.00
Needs	142 E 73300 189 031 00043 000 \$ -	\$ 75.00
	142 E 73300 201 031 00043 000 \$ -	\$ 700.00
	142 E 73300 204 031 00043 000 \$ -	\$ 642.00
	142 E 73300 207 031 00043 000 \$ -	\$ 16,000.00
	142 E 73300 208 031 00043 000 \$ -	\$ 280.00
	142 E 73300 212 031 00043 000 \$ -	\$ 350.00
	142 E 73300 299 031 00043 000 \$ -	\$ 85.00
	142 E 73300 348 031 00043 000 \$ -	\$ 220.00
	142 E 71200 207 893 00035 000 \$ 5,125.58	\$ -
	142 E 99100 504 893 00000 000 \$ 2,505.94	\$ -
IDEA Discretionary Budget Transfer to Cover	142 E 71200 201 893 00035 000 \$ -	\$ 594.79
Additional Expenditures	142 E 71200 163 893 00035 000 \$ -	\$ 6,738.38
	142 E 71200 206 893 00035 000 \$ -	\$ 12.60
	142 E 71200 208 893 00035 000 \$ -	\$ 35.32
	142 E 71200 212 893 00035 000 \$ -	\$ 139.08
	142 E 71200 299 893 00035 000 \$ -	\$ 11.35
	142 E 72710 729 893 00000 000 \$ -	\$ 100.00
	142 E 71300 730 801 00000 000 \$ 4,387.98	\$ -
Realign Carl Perkins Grant to Purchase CTE	142 E 71300 499 801 00000 000 \$ -	\$ 500.00
Equipment	142 E 72130 355 801 00000 000 \$ -	\$ 1,604.70
	142 E 72130 524 801 00000 000 \$ -	\$ 1,438.34
	142 E 72230 524 801 00000 000 \$ -	\$ 844.94

	142 E 73300 429 031 00043 000	\$	7,051.00	\$	-
	142 E 73300 217 031 00043 000	\$	889.00	\$	-
	142 E 73300 429 031 00043 000	\$	1,500.00	\$	-
	142 E 73300 195 031 00043 000	\$	-	\$	67.00
	142 E 73300 163 031 00043 000	\$	-	\$	4,340.00
Realign Head Start Grant to Meet Program Needs	142 E 73300 116 031 00043 000	\$	-	\$	29.00
	142 E 73300 161 031 00043 000	\$	-	\$	20.00
	142 E 73300 201 031 00043 000	\$	-	\$	579.00
	142 E 73300 204 031 00043 000	\$	-	\$	197.00
	142 E 73300 206 031 00043 000	\$	-	\$	47.00
	142 E 73300 207 031 00043 000	\$	-	\$	77.00
	142 E 73300 212 031 00043 000	\$	-	\$	94.00
	142 E 73300 399 031 00043 000	\$	-	\$	1,500.00
	142 E 73300 524 031 00043 000	\$	-	\$	2,490.00

	142 E 71200 163 911 00043 000	\$	876.12	\$	-
	142 E 71200 201 911 00043 000	\$	20.21	\$	-
	142 E 71200 204 911 00043 000	\$	119.00	\$	-
Realign IDEA Preschool Grant to Meet Program Needs	142 E 71200 206 911 00043 000	\$	8.60	\$	-
	142 E 71200 208 911 00043 000	\$	-	\$	320.00
	142 E 71200 212 911 00043 000	\$	-	\$	25.74
	142 E 71200 299 911 00043 000	\$	-	\$	93.00
	142 E 71200 725 911 00043 000	\$	-	\$	585.19

Reduce Indirect Costs in Carl Perkins Grant	142 E 71300 730 801 00000 000	\$	223.30	\$	-
	142 E 72230 524 801 00000 000	\$	-	\$	223.30

	142 E 72210 201 202 00000 000	\$	808.41	\$	-
	142 E 72210 207 202 00000 000	\$	68.30	\$	-
	142 E 72210 204 202 00000 000	\$	1,352.89	\$	-
Realign Title II Budget to Match ePlan	142 E 72210 212 202 00000 000	\$	281.28	\$	-
	142 E 72210 524 202 00008 000	\$	4,276.54	\$	-
	142 E 72210 196 202 00000 000	\$	-	\$	2,446.32
	142 E 72210 524 202 00000 000	\$	-	\$	4,341.10

	142 E 72130 207 101 00000 000	\$	4,578.00	\$	-
	142 E 72130 208 101 00000 000	\$	355.20	\$	-
	142 E 72130 299 101 00000 000	\$	32.55	\$	-
	142 E 71100 207 101 00000 000	\$	1,215.46	\$	-
	142 E 72210 207 101 00045 000	\$	230.50	\$	-
	142 E 72210 207 101 00000 000	\$	4,580.21	\$	-
Realign Title I Budget to Match ePlan	142 E 72210 524 101 00000 000	\$	8,067.27	\$	-
	142 E 72210 189 101 00000 000	\$	905.33	\$	-
	142 E 72130 599 101 00000 000	\$	-	\$	1,497.42
	142 E 72210 196 101 00000 000	\$	-	\$	11,200.00
	142 E 72210 355 101 00000 000	\$	-	\$	500.00
	142 E 71100 207 101 00030 000	\$	-	\$	4,580.21
	142 E 72710 399 101 00030 000	\$	-	\$	2,186.89

Update IDEA Budget to Match ePlan	142 E 72220 207 901 00000 000	\$	5,000.00	\$	-
	142 E 71200 201 901 00000 000	\$	-	\$	5,000.00

	142 E 72120 189 411 00000 000	\$	270.00	\$	-
	142 E 72120 201 411 00000 000	\$	12.25	\$	-
	142 E 72210 399 411 00008 000	\$	1,383.16	\$	-
	142 E 72210 499 411 00000 000	\$	1,348.61	\$	-
	142 E 72210 524 411 00008 000	\$	1,383.16	\$	-
	142 E 72210 599 411 00000 000	\$	1,000.00	\$	-
	142 E 72250 201 411 00000 000	\$	297.60	\$	-
Realign Title IV Budget to Match ePlan	142 E 72250 204 411 00000 000	\$	499.20	\$	-
	142 E 72250 212 411 00000 000	\$	69.60	\$	-
	142 E 72210 204 411 00000 000	\$	-	\$	394.87
	142 E 72210 201 411 00000 000	\$	-	\$	260.75
	142 E 72210 212 411 00000 000	\$	-	\$	61.85
	142 E 72210 524 411 00000 000	\$	-	\$	521.11
	142 E 72210 196 411 00000 000	\$	-	\$	1,825.00
	142 E 72250 196 411 00000 000	\$	-	\$	3,200.00

	142 E 73300 116 431 00045 000	\$	2,330.00	\$	-
	142 E 73300 169 431 00045 000	\$	2,685.00	\$	-
	142 E 73300 189 431 00015 000	\$	1,420.00	\$	-
	142 E 73300 399 431 00045 000	\$	1,554.94	\$	-
	142 E 73300 429 431 00015 000	\$	3,841.00	\$	-
	142 E 73300 429 431 00045 000	\$	2,115.53	\$	-
	142 E 73300 162 431 00015 000	\$	-	\$	17.50
	142 E 73300 169 431 00015 000	\$	-	\$	1,402.50
Realign 21st Century Grant Budget to Match	142 E 73300 189 431 00045 000	\$	-	\$	7,117.50
ePlan	142 E 73300 201 431 00015 000	\$	-	\$	510.00
	142 E 73300 201 431 00045 000	\$	-	\$	707.91
	142 E 73300 204 431 00015 000	\$	-	\$	890.00
	142 E 73300 204 431 00045 000	\$	-	\$	633.49
	142 E 73300 212 431 00045 000	\$	-	\$	46.57
	142 E 73300 399 431 00015 000	\$	-	\$	681.00
	142 E 73300 599 431 00015 000	\$	-	\$	760.00
	142 E 73300 599 431 00045 000	\$	-	\$	180.00
	142 E 99100 504 431 00015 000	\$	-	\$	1,000.00
TOTAL		\$	93,870.72	\$	93,870.72



Oak Ridge Schools

OFFICE OF
Finance Director

Telephone (865) 425-9004

MEMORANDUM

To: Dr. Bruce Borchers, Superintendent of Schools
From: Pat Smith, Finance Director *PS*
Subject: FY'20 Budget Transfer #7
Date: May 18, 2020

The attached FY'20 Budget Transfer #7 includes the following budget transfer requests for Board of Education approval:

- End of year re-alignment of some salary, benefit, and expenditure items (budget/actual/encumbrances) based on current YTD projections.
- All routine budget transfers and revisions from March 24, 2020 through May 12, 2020 (routine transfers, mostly grants) for Board Approval
- Budget transfers to cover anticipated expenditures

FY 20 FYTD Budget Summary - Budget Transfer #7

Fund	FY20 Revised Approved Budget (After Approval of Budget Transfer #1 - #6)	Budget Transfer #7	FY20 Revised	Budget Total
Fund 141 (General Fund)	\$ 59,158,580.67		\$ 59,158,580.67	
Fund 142 (Federal)	\$ 3,861,611.00		\$ 3,861,611.00	
Fund 143 (Food Service)	\$ 2,358,891.00		\$ 2,358,891.00	
Fund 145 (Other Education)	\$ 227,905.33		\$ 227,905.33	
Fund 146 (Extended Child Care)	\$ 473,067.00		\$ 473,067.00	
TOTAL All Funds	\$ 66,080,055.00	\$ -	\$ 66,080,055.00	

Fund 141 Budget Transfers

Fund 141 REVENUES	Account Number	Decrease	Increase
Establish CTE Aviation Grant Budget (from Contingency)	141 R 46980 000 000 00000 000	\$ 5,000.00	\$ -
	141 R 46590 000 000 00000 092	\$ -	\$ 5,000.00

Fund 141 EXPENDITURES	Account Number	Increase	Decrease
Realign State Pre-K Grant to Meet Program Needs	141 E 73400 429 011 00043 000	\$ 505.00	\$ -
	141 E 73400 201 011 00043 031	\$ -	\$ 50.00
	141 E 73400 212 011 00043 031	\$ -	\$ 11.00
	141 E 73400 201 011 00043 000	\$ -	\$ 360.00
	141 E 73400 212 011 00043 000	\$ -	\$ 84.00
Establish CTE Aviation Grant (from Contingency)	141 E 71300 429 000 00000 092	\$ 5,000.00	\$ -
	141 E 71900 599 000 00000 000	\$ -	\$ 5,000.00
Realign State Pre-School Grant to Meet Program Needs	141 E 73400 429 011 00043 000	\$ 1,308.00	\$ -
	141 E 73400 116 011 00043 000	\$ -	\$ 181.00
	141 E 73400 201 011 00043 000	\$ -	\$ 261.00
	141 E 73400 204 011 00043 000	\$ -	\$ 18.00
	141 E 73400 212 011 00043 000	\$ -	\$ 61.00
	141 E 73400 116 011 00043 031	\$ -	\$ 628.00
	141 E 73400 201 011 00043 031	\$ -	\$ 74.00
	141 E 73400 204 011 00043 031	\$ -	\$ 67.00
	141 E 73400 212 011 00043 031	\$ -	\$ 18.00
Transfer from Finance to IT for Cost of MIFI Access	141 E 72250 307 000 00000 000	\$ 99.99	\$ -
	141 E 72510 701 000 00000 000	\$ -	\$ 99.99

Transfer from Inservice to PD for Virtual	141 E 72210 524 000 00068 000	\$	24,407.74	\$	-
Conference for ELA Textbook Adoption	141 E 72210 196 000 00068 000	\$	-	\$	24,407.74

	141 E 71100 217 000 00000 000	\$	7,100.00	\$	-
	141 E 71150 195 000 00036 000	\$	738.00	\$	-
	141 E 71150 207 000 00036 000	\$	1,050.00	\$	-
	141 E 71150 217 000 00036 000	\$	40.00	\$	-
	141 E 71200 116 000 00000 000	\$	4,100.00	\$	-
	141 E 71200 204 000 00000 000	\$	400.00	\$	-
	141 E 71200 207 000 00000 000	\$	100.00	\$	-
	141 E 71200 217 000 00000 000	\$	680.00	\$	-
	141 E 71300 217 000 00000 000	\$	175.00	\$	-
	141 E 72130 207 000 00000 000	\$	600.00	\$	-
	141 E 72210 207 000 00000 000	\$	500.00	\$	-
	141 E 72250 217 000 00000 000	\$	2,500.00	\$	-
	141 E 72410 207 000 00000 000	\$	5,820.00	\$	-
	141 E 72410 217 000 00000 000	\$	1,550.00	\$	-
End of Year Budget Realignment for Anticipated Needs of District	141 E 72520 204 000 00000 000	\$	900.00	\$	-
	141 E 72610 204 000 00000 000	\$	1,425.00	\$	-
	141 E 72610 208 000 00000 000	\$	245.00	\$	-
	141 E 72610 217 000 00000 000	\$	200.00	\$	-
	141 E 72610 299 000 00000 000	\$	37.00	\$	-
	141 E 72620 217 000 00000 000	\$	1,100.00	\$	-
	141 E 73401 195 000 00043 000	\$	750.00	\$	-
	141 E 73401 204 000 00000 000	\$	700.00	\$	-
	141 E 73401 208 000 00000 000	\$	65.00	\$	-
	141 E 73401 217 000 00043 000	\$	325.00	\$	-
	141 E 73401 299 000 00000 000	\$	12.00	\$	-
	141 E 71100 195 000 00000 000	\$	-	\$	31,112.00
	141 E 72310 210 000 00000 000	\$	15,000.00	\$	-
	141 E 72310 510 000 00000 0000	\$	75,000.00	\$	-
	141 E 71900 599 000 00000 002	\$	-	\$	90,000.00

	141 E 72310 599 000 00000 000	\$ 625,000.00	\$ -
	141 E 72710 312 000 00000 000	\$ -	\$ 348,000.00
	141 E 72710 412 000 00000 000	\$ -	\$ 22,000.00
	141 E 71900 599 000 00000 002	\$ -	\$ 117,370.17
Budget Transfer for Anticipated Expenditure	141 E 71100 117 000 00000 000	\$ -	\$ 18,450.00
	141 E 71100 195 000 00000 000	\$ -	\$ 57,000.00
	141 E 71200 195 000 00000 000	\$ -	\$ 19,000.00
	141 E 72120 195 000 00000 000	\$ -	\$ 3,000.00
	141 E 71200 117 000 00000 000	\$ -	\$ 600.00
	141 E 72610 415 000 00000 000	\$ -	\$ 39,579.83

TOTAL		\$ 782,432.73	\$ 782,432.73
--------------	--	----------------------	----------------------

Fund 142 Budget Transfers

FUND 142 EXPENDITURES	Increase	Decrease
	142 E 73300 116 031 00043 000 \$ 1,158.00	\$ -
	142 E 73300 163 031 00043 000 \$ 3,150.00	\$ -
	142 E 73300 195 031 00043 000 \$ 5,000.00	\$ -
	142 E 73300 429 031 00043 000 \$ 5,894.00	\$ -
	142 E 73300 524 031 00000 000 \$ 4,000.00	\$ -
Realign Head Start Grant to Meet Program	142 E 73300 161 031 00043 000 \$ -	\$ 850.00
Needs	142 E 73300 189 031 00043 000 \$ -	\$ 75.00
	142 E 73300 201 031 00043 000 \$ -	\$ 700.00
	142 E 73300 204 031 00043 000 \$ -	\$ 642.00
	142 E 73300 207 031 00043 000 \$ -	\$ 16,000.00
	142 E 73300 208 031 00043 000 \$ -	\$ 280.00
	142 E 73300 212 031 00043 000 \$ -	\$ 350.00
	142 E 73300 299 031 00043 000 \$ -	\$ 85.00
	142 E 73300 348 031 00043 000 \$ -	\$ 220.00
	142 E 71200 207 893 00035 000 \$ 5,125.58	\$ -
	142 E 99100 504 893 00000 000 \$ 2,505.94	\$ -
IDEA Discretionary Budget Transfer to Cover	142 E 71200 201 893 00035 000 \$ -	\$ 594.79
Additional Expenditures	142 E 71200 163 893 00035 000 \$ -	\$ 6,738.38
	142 E 71200 206 893 00035 000 \$ -	\$ 12.60
	142 E 71200 208 893 00035 000 \$ -	\$ 35.32
	142 E 71200 212 893 00035 000 \$ -	\$ 139.08
	142 E 71200 299 893 00035 000 \$ -	\$ 11.35
	142 E 72710 729 893 00000 000 \$ -	\$ 100.00
	142 E 71300 730 801 00000 000 \$ 4,387.98	\$ -
Realign Carl Perkins Grant to Purchase CTE	142 E 71300 499 801 00000 000 \$ -	\$ 500.00
Equipment	142 E 72130 355 801 00000 000 \$ -	\$ 1,604.70
	142 E 72130 524 801 00000 000 \$ -	\$ 1,438.34
	142 E 72230 524 801 00000 000 \$ -	\$ 844.94

	142 E 73300 429 031 00043 000	\$	7,051.00	\$	-
	142 E 73300 217 031 00043 000	\$	889.00	\$	-
	142 E 73300 429 031 00043 000	\$	1,500.00	\$	-
	142 E 73300 195 031 00043 000	\$	-	\$	67.00
	142 E 73300 163 031 00043 000	\$	-	\$	4,340.00
Realign Head Start Grant to Meet Program Needs	142 E 73300 116 031 00043 000	\$	-	\$	29.00
	142 E 73300 161 031 00043 000	\$	-	\$	20.00
	142 E 73300 201 031 00043 000	\$	-	\$	579.00
	142 E 73300 204 031 00043 000	\$	-	\$	197.00
	142 E 73300 206 031 00043 000	\$	-	\$	47.00
	142 E 73300 207 031 00043 000	\$	-	\$	77.00
	142 E 73300 212 031 00043 000	\$	-	\$	94.00
	142 E 73300 399 031 00043 000	\$	-	\$	1,500.00
	142 E 73300 524 031 00043 000	\$	-	\$	2,490.00

	142 E 71200 163 911 00043 000	\$	876.12	\$	-
	142 E 71200 201 911 00043 000	\$	20.21	\$	-
	142 E 71200 204 911 00043 000	\$	119.00	\$	-
Realign IDEA Preschool Grant to Meet Program Needs	142 E 71200 206 911 00043 000	\$	8.60	\$	-
	142 E 71200 208 911 00043 000	\$	-	\$	320.00
	142 E 71200 212 911 00043 000	\$	-	\$	25.74
	142 E 71200 299 911 00043 000	\$	-	\$	93.00
	142 E 71200 725 911 00043 000	\$	-	\$	585.19

Reduce Indirect Costs in Carl Perkins Grant	142 E 71300 730 801 00000 000	\$	223.30	\$	-
	142 E 72230 524 801 00000 000	\$	-	\$	223.30

	142 E 72210 201 202 00000 000	\$	808.41	\$	-
	142 E 72210 207 202 00000 000	\$	68.30	\$	-
	142 E 72210 204 202 00000 000	\$	1,352.89	\$	-
Realign Title II Budget to Match ePlan	142 E 72210 212 202 00000 000	\$	281.28	\$	-
	142 E 72210 524 202 00008 000	\$	4,276.54	\$	-
	142 E 72210 196 202 00000 000	\$	-	\$	2,446.32
	142 E 72210 524 202 00000 000	\$	-	\$	4,341.10

	142 E 72130 207 101 00000 000	\$	4,578.00	\$	-
	142 E 72130 208 101 00000 000	\$	355.20	\$	-
	142 E 72130 299 101 00000 000	\$	32.55	\$	-
	142 E 71100 207 101 00000 000	\$	1,215.46	\$	-
	142 E 72210 207 101 00045 000	\$	230.50	\$	-
	142 E 72210 207 101 00000 000	\$	4,580.21	\$	-
Realign Title I Budget to Match ePlan	142 E 72210 524 101 00000 000	\$	8,067.27	\$	-
	142 E 72210 189 101 00000 000	\$	905.33	\$	-
	142 E 72130 599 101 00000 000	\$	-	\$	1,497.42
	142 E 72210 196 101 00000 000	\$	-	\$	11,200.00
	142 E 72210 355 101 00000 000	\$	-	\$	500.00
	142 E 71100 207 101 00030 000	\$	-	\$	4,580.21
	142 E 72710 399 101 00030 000	\$	-	\$	2,186.89

Update IDEA Budget to Match ePlan	142 E 72220 207 901 00000 000	\$	5,000.00	\$	-
	142 E 71200 201 901 00000 000	\$	-	\$	5,000.00

	142 E 72120 189 411 00000 000	\$	270.00	\$	-
	142 E 72120 201 411 00000 000	\$	12.25	\$	-
	142 E 72210 399 411 00008 000	\$	1,383.16	\$	-
	142 E 72210 499 411 00000 000	\$	1,348.61	\$	-
	142 E 72210 524 411 00008 000	\$	1,383.16	\$	-
	142 E 72210 599 411 00000 000	\$	1,000.00	\$	-
	142 E 72250 201 411 00000 000	\$	297.60	\$	-
Realign Title IV Budget to Match ePlan	142 E 72250 204 411 00000 000	\$	499.20	\$	-
	142 E 72250 212 411 00000 000	\$	69.60	\$	-
	142 E 72210 204 411 00000 000	\$	-	\$	394.87
	142 E 72210 201 411 00000 000	\$	-	\$	260.75
	142 E 72210 212 411 00000 000	\$	-	\$	61.85
	142 E 72210 524 411 00000 000	\$	-	\$	521.11
	142 E 72210 196 411 00000 000	\$	-	\$	1,825.00
	142 E 72250 196 411 00000 000	\$	-	\$	3,200.00

	142 E 73300 116 431 00045 000	\$	2,330.00	\$	-
	142 E 73300 169 431 00045 000	\$	2,685.00	\$	-
	142 E 73300 189 431 00015 000	\$	1,420.00	\$	-
	142 E 73300 399 431 00045 000	\$	1,554.94	\$	-
	142 E 73300 429 431 00015 000	\$	3,841.00	\$	-
	142 E 73300 429 431 00045 000	\$	2,115.53	\$	-
	142 E 73300 162 431 00015 000	\$	-	\$	17.50
	142 E 73300 169 431 00015 000	\$	-	\$	1,402.50
Realign 21st Century Grant Budget to Match	142 E 73300 189 431 00045 000	\$	-	\$	7,117.50
ePlan	142 E 73300 201 431 00015 000	\$	-	\$	510.00
	142 E 73300 201 431 00045 000	\$	-	\$	707.91
	142 E 73300 204 431 00015 000	\$	-	\$	890.00
	142 E 73300 204 431 00045 000	\$	-	\$	633.49
	142 E 73300 212 431 00045 000	\$	-	\$	46.57
	142 E 73300 399 431 00015 000	\$	-	\$	681.00
	142 E 73300 599 431 00015 000	\$	-	\$	760.00
	142 E 73300 599 431 00045 000	\$	-	\$	180.00
	142 E 99100 504 431 00015 000	\$	-	\$	1,000.00
TOTAL		\$	93,870.72	\$	93,870.72

Two weeks ago, the department announced a new Individuals with Disabilities Education Act (IDEA) Technology Partnership Grant, making \$1 million dollars available for Tennessee school districts to better support the educational needs of students with disabilities by addressing technology needs that are a result of COVID-10 school closures. This grant, which uses federal IDEA discretionary funds, will support districts in purchasing additional assistive technology and other tools to increase access to services and instruction for students with disabilities during school closures. Each district, if interested, was to apply for an amount between \$2500 and \$20,000.

Below is the grant application requiring board approval. Items being requested in the grant will help SWDs with access, communication, and platforms to increase academic opportunities due to school closures. These devices and academic resources will also be used as a tool both in the classroom and at home, to reinforce concepts when school is in session.

If I can answer any questions, please let me know.

Thank you,

Myles Hebrard

Department of
Education

Budget

Oak Ridge (012) Public District - FY 2020 - IDEA Technology Partnership - Rev 0 - IDEA Technology Partnership

Go To

Action	Account Number	Total
View	71200 - Special Education Program	\$20,000.00
View	72220 - Support Services/Special Education Program	\$0.00
Total		\$20,000.00
Adjusted Allocation		\$0.00
Remaining		(\$20,000.00)

Go To

ry
e
:S
ut

Budget Detail		Narrative Description
Account Number: 71200 - Special Education Program Line Item Number: 429 - Instructional Supplies & Materials Use of Funds: Long-term closures Optional Program Code: Location Code: Oak Ridge (012) Quantity: 1.00 Cost: \$5,064.00 Line Item Total: \$5,064.00	The following will be purchased with these funds: Osmo: \$1980 Reading A-Z: \$1035 HearBuilder: \$1600 BOOM Cards: \$200 Digital SLP membership: \$249 Descriptions of each are listed in the program details section.	
Account Number: 71200 - Special Education Program Line Item Number: 725 - Special Education Equipment Use of Funds: Special populations Optional Program Code: Location Code: Oak Ridge (012) Quantity: 1.00 Cost: \$14,936.00 Line Item Total: \$14,936.00	The following will be purchased with these funds: iPads: \$8388 ProXPad: \$5298 C-pens: \$1250 Descriptions of each are listed in the program details section.	
		Total for filtered Budget Details: \$20,000.00
		Total for all other Budget Details: \$0.00
		Total for all Budget Details: \$20,000.00
		Adjusted Allocation: \$0.00
		Remaining: (\$20,000.00)


Rationale for Approval of Head Start Quality Improvement Grant

I respectfully request the approval of the Head Start Quality Improvement Grant in the amount of \$30,094. The Office of Head Start has received additional federal funding that has been made available to Head Start programs as a result of COVID-19. The Quality Improvement Grant has specific guidelines and limitations. One specification is that the funds be utilized to improve the quality of programming related to Trauma Informed Instruction. This is a continuing fund grant, to roll into our regular Head Start grant.

Our program is seeking the QI funds to address Trauma Informed Instruction through professional development as well as through consistent continuity of care through the hiring of 2 part-time teaching assistants. See attached grant documents for further explanation.

Your consideration is greatly appreciated.

Respectfully,

A handwritten signature in black ink that reads "Lisa Downard". The signature is written in a cursive style with a large initial "L".

Lisa Downard

Principal

Oak Ridge Schools Preschool/Head Start

Delegate-Oak Ridge Schools Head Start
Quality Improvement Supplemental Funds
2020

The program believes that the planned investment of supplemental funds is consistent with Sec 640(a)(5) of the Head Start Act (except programs are not bound by the requirements that at least 50 percent of the funds be used for staff compensation) by utilizing funds to employ qualified classroom staff to reduce the child-to-teacher ratio in the classroom. The investment will also support the improvement of all staff qualifications and skills to expand mental health services through training necessary to address the challenges of those impacted by adverse trauma.

Investments made with the Quality Improvement Grant will be ongoing as the additional staff continue from one year to the next and as the program is equipped with the knowledge and skills to better support children affected by trauma. Local community needs are evident to the program as reflected in the most recent community assessment, completed in October 2019.

The program serves an area in which the poverty rate for children ages 0-17 is 21.9%. The area also has one of the highest rates of Neonatal Abstinence Syndrome in the state, as well as 285 children served in foster care for the year reported. The investment of supplemental funds support children and families impacted by trauma by supporting a trauma-informed approach through the education of the current staff, and increasing available staff to provide continuation of care and decrease teacher-child ratios when warranted. The local community's needs are impacted by working cohesively with children and families, supporting them with a

trauma-informed environment to ease the transition to school services and ground the family's path in all future education endeavors to become lifelong learners.

The program will utilize funds to provide training related to trauma-informed care for all staff and to hire 2 part-time floater teaching assistants. Having two additional staff members will allow lower teacher-student ratios where the program has identified the greatest need. The program identified a need for these services during the 2019-2020 school year where 7.6% of the program's children required additional adult assistance on a regular basis. The additional classroom staff will support the program to better incorporate a trauma-informed approach that will support children that are impacted by adverse trauma. This investment will provide the opportunity to shift intervention to a proactive approach where consistent staff are available to work with the children and classroom staff. This will allow the program to implement patterns that foster continuity of care that create a consistent, predictable, and nurturing environment. The lower classroom ratios will also allow the classroom teachers to enhance their relationships with the children and give consistent support. In addition, the lower ratio will provide support to address secondary stress and related issues the program's current staff face. The program's staff have identified these issues as a critical need through ongoing discussions, surveys, and direct coaching.

The program's goal is to provide a training toolbox of resources that staff can utilize to cope with the impact of adverse trauma. This will be accomplished through the purchase of professional development materials, as well as training provided by mental health specialists, specializing in trauma-informed care.

Families that are impacted by adverse trauma will also benefit from the additional program staff, as it will give flexibility to classroom teachers to schedule family-teacher meetings during school hours. The program can utilize the additional staff to provide classroom coverage when the teacher needs to step out of the classroom to meet with the family. During this family-teacher collaboration, the program can assist families that are impacted by adverse trauma with information and support they have gained through the program wide training. The teacher, administration, mental health coordinator, family advocate and families will work as a team to provide consistent positive responses to the child and provide the needed support to overcome the adverse trauma.

Floater Teaching Assistants

Summary

Responsible for supporting mental health services for program children and their families. Services include direct services, data collecting regarding children's mental health needs, and supporting classroom teachers.


Essential Duties and Responsibilities

- Provides direct support to children with identified mental health and social-emotional development needs.
- Active participant in multidisciplinary team approach that includes families to support mental health and social-emotional development of program children.
- Provides support to children with addressing sensory needs for self-regulation.
- Responsible for record keeping surrounding identified social-emotional needs.
- Works closely with classroom family advocate to ensure family needs are being addressed.
- Active participant with community agency collaboration to ensure mental health services are utilized for program children and families.
- Assists with planning and implementation of Staff Wellness.
- Participates in workshops and training sessions for parents and staff regarding mental health, parent education, or related topic.
- Maintains a positive relationship with classroom teachers, parents, and outside agencies.
- Develops and maintains working relationships with peers to promote a positive work culture.
- Maintains confidentiality.

May 2020

I respectfully request the Board approval of the Preschool Head Start request for COLA funds in the amount of \$19,914. The COLA funds would be used to support the increase in pay for Head Start staff at the Preschool.

Respectfully,

A handwritten signature in cursive script that reads "Lisa Downard".

Lisa Downard

Principal

Oak Ridge Schools Preschool/Head Start

Oak Ridge Schools' Preschool/Head Start
Budget Narrative for 2020-2021 COLA Increase

The following information outlines the delegate's anticipated use of additional grant funds that are being provided to assist in increasing staff salaries and fringe benefits and offsetting higher operating costs:

Salaries & Fringe Benefits: The personnel costs at ORS Preschool/Head Start is paid on the Oak Ridge City Schools' pay scale and always run high because we are mandated to give all employees a step increase and any COLA approved by our board of education or mandated by the state. A step increase (an added year of experience) is added to classified personnel salaries each year up to 13 years of service and certified personnel receive step increases up to 15 years of service with an additional step increase at 20 years of service. There are proposed changes to the Oak Ridge School District's salary schedules that, with board approval, will go into effect at the beginning of the 2020-2021 school year. These changes will increase the salaries of some of our current employees and those changes are reflected in our budget detail. ORS Preschool/Head Start hires teachers certified in early childhood in accordance with Oak Ridge Schools' policy. This provides us with teachers who are highly qualified in early education and are experts in working with children to achieve our school readiness goals in all areas. The additional COLA funds in the amount of \$19,914.00 will be used to offset these costs. At this time we do not anticipate any remaining COLA funds, however; should any remain, they will be used to offset the increased cost of classroom supplies and materials. We will be requesting a waiver for the Non-Federal Share.

Oak Ridge Schools' Preschool/Head Start Program

Increase in COLA Funds

Principal	869.00
Teachers	2,525.00
TAs	7,927.00
Family Services	5,988.00

Social Security	2,040.00
Retirement	88.00
Medicare	477.00
Total	19,914.00

Mitchell Harper

From: Bohl, Dan <Dan.Bohl@LennoxInd.com>
Sent: Wednesday, May 6, 2020 12:14 PM
To: Mitchell Harper; Allen Thacker
Subject: [EXTERNAL] Buy groups

WARNING: This email originates from an external source. Do not open any links or attachments unless you recognize and trust the sender.

Gentleman we use 3 buying groups for schools.
TIPS contract # 18010101

Or
PACE contract # P00143

Or
Buy Board contract # 552-17

Dan Bohl
Lennox Commercial Territory Manager
615-389-9148
dan.bohl@lennoxind.com



OFFICE OF MAINTENANCE AND OPERATIONS

DATE: May 7, 2020

TO: Bruce Lay, Executive Director of Leadership

FROM: Allen Thacker, Supervisor of Maintenance and Operations

SUBJECT: Purchase of 16 Rooftop HVAC Units for Willow Brook

Mr. Lay,

I am recommending that the Oak Ridge Schools Board of Education approve the purchase of sixteen (16) rooftop package HVAC units from Lennox Industries Incorporated for \$156,178.21. These units will replace the remaining equipment that serve Willow Brook and have not been replaced within the last two years. The current equipment has met or exceeded its anticipated life expectancy and has been experiencing increased maintenance issues or complete failure. The equipment will be installed by the ORS Maintenance Department in coordination with the roof replacement schedule later this year.

This equipment is purchased through a buying cooperative contract (Buy Board contract # 552-17) and is funded from the city's CIP investment for the schools.

Thank you,
Allen Thacker

Supervisor of Maintenance and Operations



Project Quotation

Project Information

Project Name: Willowbrook Elementary School

Project Number: 3000980909

Project Location: KNOXVILLE, TN 37932, US

Customer Information

Company Name: Oak Ridge Schools

Company Address: 100 Woodbury Ln

Company Location: Oak Ridge, TN 37830-7355

Contact:

Phone: 865-425-3171

Fax: 865-425-3188

Engineer Information

Company Name:

Company Address:

Company Location:

Contact:

Phone:

Fax:

We are pleased to provide the attached project quotation. The total quotation price is specific to the bill of materials listed on the quotation. If you have any questions or need additional information, please feel free to call our office.



2018
DEALER DESIGN AWARDS

**Landmark Commercial
Equipment Silver Award**

Lennox Industries Inc. – Project Quotation

Project Name: Willowbrook Elementary School

Project Location: KNOXVILLE, TN 37932, US

Qty	Description	Material
-----	-------------	----------

RTU-1A, RTU-1B, RTU-8, RTU-15

4	KGB180S4... PKGGE/15TON/BTO - 5 Hp Std. Efficiency Blower Motor - Constant Air Volume Belt Drive - Environ Coil System - 80 Amp Disconnect - Drive Kit 4 - Barometric Relief Damper - Standard Cap, Std Packaging - 360KBTU 2-Stage Stainless Steel - Single Enth. Economizer - 2in MERV4 Std Filters - GFCI (Field Wired) - Unit Orientation Downflow - Unit Refrigerant - R410a - 440V/460V/480V 3Phase	KGB180S4-PKG (Factory) (Factory) (Factory) (Factory) (Factory) (Factory) (Factory) (Factory) (Factory) (Factory) (Factory) (Factory) (Factory) (Factory) (Factory)
System Total:		\$40,274.04

RTU-1C,6A,6B,14, 17

5	KGB240S4... PKGGE/20TON/BTO - 7.5 Hp Std. Efficiency Blower Motor - Constant Air Volume Belt Drive - Environ Coil System - 80 Amp Disconnect - Drive Kit 6 - Barometric Relief Damper - Standard Cap, Std Packaging - 360KBTU 2-Stage Stainless Steel - Single Enth. Economizer - 2in MERV4 Std Filters - GFCI (Field Wired) - Unit Orientation Downflow - Unit Refrigerant - R410a - 440V/460V/480V 3Phase	KGB240S4-PKG (Factory) (Factory) (Factory) (Factory) (Factory) (Factory) (Factory) (Factory) (Factory) (Factory) (Factory) (Factory) (Factory) (Factory)
System Total:		\$62,471.25

RTU-2

1	KGB074S4... PKGGE/6TON/BTO - 2 Hp Std. Efficiency Blower Motor - Constant Air Volume Belt Drive - 80 Amp Disconnect - Drive Kit 8 - Barometric Relief Damper - Environ Coil System - 108KBTU 1-Stage Stainless Steel - Single Enth. Economizer - 2in MERV4 Std Filters - GFCI (Field Wired) - Unit Orientation Downflow - Unit Refrigerant - R410a - 440V/460V/480V 3Phase	KGB074S4-PKG (Factory) (Factory) (Factory) (Factory) (Factory) (Factory) (Factory) (Factory) (Factory) (Factory) (Factory) (Factory) (Factory)
System Total:		\$5,153.32

Lennox Industries Inc. – Project Quotation

Project Name: Willowbrook Elementary School

Project Location: KNOXVILLE, TN 37932, US

Qty	Description	Material
-----	-------------	----------

RTU-3, RTU-7, RTU-9

3	KGB150S4... PKGGE/12.5TON/BTO - 5 Hp Std. Efficiency Blower Motor - Tube & Fin Coil System - Constant Air Volume Belt Drive - 80 Amp Disconnect - Drive Kit 11 - Barometric Relief Damper - 180KBTU 2-Stage Stainless Steel - Standard Cap, Std Packaging - Single Enth. Economizer - 2in MERV4 Std Filters - GFCI (Field Wired) - Unit Orientation Downflow - Unit Refrigerant - R410a - 440V/460V/480V 3Phase	KGB150S4-PKG (Factory) (Factory) (Factory) (Factory) (Factory) (Factory) (Factory) (Factory) (Factory) (Factory) (Factory) (Factory) (Factory)
System Total:		\$24,082.17

RTU-4

1	KGB092S4... PKGGE/7.5TON/BTO - 2 Hp Std. Efficiency Blower Motor - Constant Air Volume Belt Drive - Environ Coil System - Standard Cap, Std Packaging - 80 Amp Disconnect - Drive Kit 2 - Barometric Relief Damper - 180KBTU 2-Stage Stainless Steel - Single Enth. Economizer - 2in MERV4 Std Filters - GFCI (Field Wired) - Unit Orientation Downflow - Unit Refrigerant - R410a - 440V/460V/480V 3Phase	KGB092S4-PKG (Factory) (Factory) (Factory) (Factory) (Factory) (Factory) (Factory) (Factory) (Factory) (Factory) (Factory) (Factory) (Factory)
System Total:		\$5,702.68

RTU-5

1	KGB300S4... PKGGE/25TON/BTO - 10 Hp Std. Efficiency Blower Motor - Constant Air Volume Belt Drive - Environ Coil System - 80 Amp Disconnect - Drive Kit 7 - Barometric Relief Damper - Standard Cap, Std Packaging - 360KBTU 2-Stage Stainless Steel - Single Enth. Economizer - 2in MERV4 Std Filters - GFCI (Field Wired) - Unit Orientation Downflow - Unit Refrigerant - R410a - 440V/460V/480V 3Phase	KGB300S4-PKG (Factory) (Factory) (Factory) (Factory) (Factory) (Factory) (Factory) (Factory) (Factory) (Factory) (Factory) (Factory) (Factory)
System Total:		\$12,792.06

Lennox Industries Inc. – Project Quotation

Project Name: Willowbrook Elementary School

Project Location: KNOXVILLE, TN 37932, US

Qty	Description	Material
-----	-------------	----------

RTU-16

1	KGB102S4... PKGGE/8.5TON/BTO	KGB102S4-PKG
	- 2 Hp Std. Efficiency Blower Motor	(Factory)
	- Constant Air Volume Belt Drive	(Factory)
	- Environ Coil System	(Factory)
	- Standard Cap, Std Packaging	(Factory)
	- 80 Amp Disconnect	(Factory)
	- Drive Kit 2	(Factory)
	- Barometric Relief Damper	(Factory)
	- 180KBTU 2-Stage Stainless Steel	(Factory)
	- Single Enth. Economizer	(Factory)
	- 2in MERV4 Std Filters	(Factory)
	- GFCI (Field Wired)	(Factory)
	- Unit Orientation Downflow	(Factory)
	- Unit Refrigerant - R410a	(Factory)
	- 440V/460V/480V 3Phase	(Factory)
System Total:		\$5,702.69

Lennox Industries Inc. – Project Quotation

Notes:

- The purchase of goods, products, parts, and supplies is governed by Lennox’s terms and conditions of sale, which are printed on our shipping and will call documents. This quotation is contingent upon the Buyer/Contractor meeting all of Lennox Industries standard terms and conditions including satisfactory credit arrangements. Payment terms subject to credit review. Buyer/Contractor must provide a tax exemption certificate to claim exemption from taxes.
- No equipment may be returned without first obtaining Lennox’s written authorization. Returns for standard stocked, configured (CTO), and build-to-order (BTO) products may be subject to a restocking charge. SALES OF SPECIAL ORDER SALES ARE FINAL AND RETURNS WILL NOT BE ACCEPTED.
- If all or any portion of a special order or configured/CTO product(s) is cancelled after production confirmation but prior to delivery, the buyer/contractor will incur a cancellation charge.
- This quotation includes a complete list of included equipment. Anything not listed on this quote is not included and must be added at an additional cost.
- It is Buyer/Contractor’s responsibility to verify the accuracy of the products ordered and received (including model number, voltage, tonnage, etc.) Buyer/Contractor must ensure that all installed equipment complies with all applicable governing building codes, laws and regulations.
- Buyer/Contractor will not sell any Lennox product(s) online through a third party website (e.g., EBay, Craig’s List, Amazon, etc.). The Buyer/Contractor acknowledges that the warranty associated with the Lennox products may be voided or no longer in effect as a result of online sales. In addition to any damages that Lennox may be entitled to for breach of this provision, Buyer/Contractor will also indemnify and hold harmless Lennox from any action, default or breach that occurs between Buyer/Contractor and any third party as a result of a third party sale.
- Unless otherwise specifically stated herein, the amount of any mitigation fee or similar fee required for products installed in the South Coast Air Quality Management District or the San Joaquin Valley Air Pollution Control District will be added to the price quoted or the purchase price and Buyer agrees to pay the same to Lennox or hold Lennox harmless there from.
- Title and risk of loss will pass to Buyer/Contractor upon shipment.

*

Company Name: Oak Ridge Schools
PROJECT TOTAL SELL PRICE (Tax Not Included): \$156,178.21
Quote valid from: 04/21/2020 Quote pricing firm to: 05/21/2020

Any use or disclosure of this information to anyone other than the identified Lennox customer, or any use of equipment provided pursuant to this quote for anyone other than the identified Lennox customer, is a breach of the terms under which this information and/or equipment was provided to you, for which you may incur legal liability to Lennox.

TO PLACE AN ORDER, PLEASE EMAIL OR FAX THIS QUOTE TO YOUR LENNOX SALES OFFICE OR NATIONAL ACCOUNT DEPARTMENT, COMPLETE WITH THE FOLLOWING INFORMATION:

Orders without accurate delivery dates will not be processed.

Purchase Order:		Customer Acct Number:	
Ship To:		Delivery Date Units:	
		Delivery Date Curbs:	
		Delivery Date Accessories:	
		Voltage Verified:	

Customer Signature _____

Commercial Territory Manager (If Applicable) _____

Commercial District Manager (If Applicable) _____

Lennox Industries Inc. – Project Quotation

Information Below Must Be Completely Filled Out For Any Quote Sold Over \$25,000

Date:	04/21/2020	Job Name:	Willow Brook Elementary School
Quote:	4001159819	Address:	100 Woodbury Ln Oak Ridge, TN 37830-7355
PO Number:			
Office/Group:		Total:	\$156,178.21 *plus applicable taxes*
Customer:		Terms:	

Customer

Sold To		Owner	
Name:	Oak Ridge Schools	Name:	
Address:	100 Woodbury Ln Oak Ridge, TN 37830-7355	Address:	
Phone:	865-425-3171	Phone:	
Fax:	865-425-3188	Fax:	
Contact:		Contact:	

Contractor

General Contractor		Subcontractor's Contract Party (if other than GC)	
Name:		Name:	
Address:		Address:	
Phone:		Phone:	
Fax:		Fax:	
Contact:		Contact:	

Other

Construction Lender (Private Work)		General Contractor's Bonding Company	
Name:		Name:	
Address:		Address:	
Phone:		Phone:	
Fax:		Fax:	
Contact:		Contact:	

Office Use Only

Pre-lien Notice: _____
Approved: _____

Ship Date: _____
Special Instructions: _____

BOARD AGENDA SUBMISSION FORM FY20

Parent Item Selection a heading: CONSENT/ACTION/INFORMATION/DISCUSSION	Action
Title of Agenda Item	Approval of Purchase of 16 Rooftop HVAC Units for Willow Brook
Rationale for Consent and Action items only. Rationale should begin with "I recommend the approval of..." and be limited to one or two sentences . Any further description should be included in the PDF backup documentation.	I recommend approval of the purchase of 16 rooftop HVAC units from Lennox Industries Inc. in the amount of \$156,178.21. This work will be performed by the Maintenance Department in coordination with the roof replacement schedule.
Is this a Financial related Item? <u>Yes</u> If so, has it been reviewed by the Finance Director? <u>Yes</u>	

INSTRUCTIONS:

Board Agenda Submission Form (Word doc): Submit this form electronically as a **Word doc**.

Backup (PDF):

- The supporting backup documentation is to be submitted as **one PDF file**.
- Included in the backup should be a Memorandum to the supervising Executive Director summarizing the backup documentation.
- Important: If the item is Financial related, the item must first be reviewed by the Finance Director.

Submission: Submit both the completed Form (Word doc) and Backup (PDF) to the supervising Executive Director by the due date listed. The Executive Director will review and submit the finalized item to the Superintendent.

BOARD OF EDUCATION MEETINGS 2019-2020	AGENDA ITEMS DUE TO EXECUTIVE DIRECTOR	AGENDA ITEMS DUE TO SUPERINTENDENT
August 5 (in lieu of July)	July 22	July 29
August 26	August 12	August 19
September 23	September 9	September 16
October 28	October 14	October 21
November 25	November 11	November 18
January 13 (in lieu of Dec)	December 20 (prior to WB)	January 6
January 27	January 13	January 21
February 24	February 10	February 17
March 30	March 13 (prior to SB)	March 23
April 27	April 13	April 20
May 18	May 4	May 11
June 15	June 1	June 8

2020 Summer School Fees

Middle School

Cancelled for the 2020 Summer.

High School

2020 Recommendation – There will be no increase from the previous year.

Residents: \$150.00 per course

Non-Residents: \$230.00 per course



Portrait of an Oak Ridge Schools Graduate May 12, 2020

Our Portrait of an Oak Ridge Schools Graduate is designed to ensure every student attains our Vision - ***Every student receiving the highest-quality education and graduating prepared for college, career and life success.*** This comprehensive look at student success offer clarity in what our community values in a student who is truly best prepared for success in college, career and life. The profile is designed to identify the skills and competencies we believe, and research supports, best positions students for success while they are with us and, as important, once they graduate from the Oak Ridge Schools. This Portrait of a Graduate will allow our students to be more prepared for a more technologically sophisticated and internationally competitive working world. We will work with our students, staff, families and our community to bring this vision to reality.

Oak Ridge Students Completing Elementary School

Students will demonstrate College and Career Readiness:

- Reading proficiency at or above grade level by the end of third grade.
- Math proficiency at or above grade level by the end of fourth grade.
- Competency in the 4Cs (Critical Thinking, Communication, Collaboration, and Creativity) via learning in Science, Social Studies, STEM, Physical Education and the Fine Arts:
 - Critical Thinking:
 - Logically question, process and evaluate information to access learning.
 - Learn the Scientific Process and apply it to new problems and in new settings and situations.
 - Problem solve with other students and improve upon ideas that worked and those that didn't work.
 - Reflect on one's thinking in order to make improvements and incorporate different perspectives when evaluating thoughts and actions.
 - Communication:
 - Concisely and clearly communicate thoughts and ideas to others in written, verbal, and digital forms for varying occasions or topics.
 - Understand and consider other perspectives and points of view (e.g. expressing ideas, listening to others, asking critical questions to deepen understanding of other viewpoints).
 - Collaboration:
 - Given a problem to solve (via PBL - Problem Based Learning), effectively work with peers to successfully create a plan, solve a problem, and present a solution.
 - Problem solve with other students and improve upon ideas that worked and those that didn't work.
 - Work with teammates to achieve a common goal and be willing to the lead and/or support the leader, as needed.
 - Creativity:
 - Use the design thinking process to generate novel ideas and solutions in response to a given problem.
 - Take risks and learn from failed attempts.
 - Express, organize and refine their visions, emotions, thoughts and ideas.

- Understand Career Options:
 - Understand what it takes academically to be prepared for any career (e.g. school attendance, completing assignments well & on time, asking for help when needed, asking for clarification when needed).
 - Understand that education is the pathway to a variety of careers knowing there are multiple opportunities for post-high school success (e.g. college, trade school, TCAT, military).
 - Develop personal interests through exploration.
- Use Technology Effectively:
 - Use technology as a learning tool.
 - Exhibit digital citizenship (e.g. respect equipment, use responsibly).

Students will demonstrate Life Readiness:

- Self-Awareness:
 - Distinguish between wants and needs.
 - Take ownership of one's actions and responsibility for resolving conflict.
 - Recognize how one's actions impact others and use that to guide decision making.
 - Recognize multiple personal strengths and identify how to employ them to be more successful.
- Self-Discipline:
 - Do the right thing no matter if anyone is watching.
 - Be accountable for homework, following school rules, and acting as a model for younger students.
 - Be resilient through struggles and challenges (e.g. bouncing back from disappointments or setbacks).
 - Positively manage behavior and choices. (e.g. manage time wisely).
- Empathy:
 - Accept people who are different.
 - Respect different points of view and show kindness in resolving conflict.
 - Be open and receptive to new ideas.
 - Demonstrate global awareness and sensitivity (e.g. see how things affect not only self but others and the world).

Oak Ridge Students Completing Middle School

Students will demonstrate College and Career Readiness:

- Math and English proficiency at or above grade level by the end of sixth grade.
- All students meeting ACT Aspire's "College Readiness" benchmarks by the end of eighth grade.
- Competency in the 4Cs (Critical Thinking, Communication, Collaboration, and Creativity) as demonstrated in studies in Science, Social Studies, Foreign Language, STEM, Physical Education, Career & Technical Education, and the Fine Arts, in addition to Math and English/Language Arts:
 - Critical Thinking:
 - Formulate questions to increase depth of knowledge.
 - Apply the Scientific Process independently by assessing the skills needed to solve a problem, forming an action plan and providing evidence-based solutions to a problem.
 - Analyze personal ideas and ideas presented in a group from multiple perspectives and points of view.
 - Productively struggle when presented with a challenging problem or task.
 - Communication:
 - Use written, verbal, digital and non-verbal communication to appropriately communicate ideas and advocate for oneself and others.
 - Respectfully listen to others' points of view, clearly articulate own points of view, and refine personal views based on listening to others.
 - Collaboration:
 - Given a problem to solve (via PBL - Problem Based Learning), work in diverse groups towards a unique goal, embracing different perspectives.
 - Become a productive team member by recognizing each other's talents and ability and applying them together to solve problems.
 - Accept responsibility by working to the best of one's ability and performing his/her role within the group.
 - Creativity:
 - Utilize the design thinking process to determine and present innovative solutions.
 - Utilize higher order thinking skills to question, clarify, explore and think freely about alternatives.

- Understand career options:
 - Understand the difference between academic/life skills (e.g. interviews, resumes, financial literacy) and interpersonal skills (e.g. resilience, collaboration, ability to respond to innovation and change) and the importance of both.
 - Demonstrate self-awareness by distinguishing the difference between a hobby and a career based upon personal interest and ability.
 - Gain awareness of specific career paths one may embark on in the future and the varying paths to attain different careers.
 - Develop skills to locate, evaluation and interpret career information.

- Use Technology Effectively:
 - Maximize technology as a learning tool.
 - Exhibit digital citizenship (e.g. no cyber-bullying, ethical use of sources).
 - Use technology to identify/use reliable sources for research and create/design solutions.

Students will demonstrate Life Readiness:

- Self-Awareness:
 - Understand how choices and actions impact the quality of their education, experiences, and others.
 - Demonstrate resiliency and an ability to accept constructive criticism in order to develop a strong sense of self and take responsibility for one's actions.
 - Know personal strengths and challenges, work to develop strategies for self-advocacy and request for assistance when necessary.

- Self-Discipline:
 - Organize resources, skills, and needs in an efficient and effective manner to create useful routines to support learning.
 - Set goals and create an action plan to meet those goals, while recognizing challenges as opportunities for growth.
 - Hold self accountable for actions, remain positive through struggle, and accept the outcome responsibly and respectfully.
 - Address conflict through productive resolution steps including seeking to understand as you wish to be understood.

- Empathy:
 - Show compassion for others and a desire to help all people, realizing everyone has struggles of their own.
 - Demonstrate an appreciation of others' ideas and actions by means of listening, showing kindness, and helping others.
 - Seek to understand and respect those that are unlike them socially, emotionally, and academically.
 - Demonstrate global awareness and sensitivity (e.g. understand cultural similarities and differences and be respectful of these).

Oak Ridge Students Completing High School

Students will demonstrate College and Career Readiness:

- All students score an ACT Composite of 27 or higher.
- All students participate in a dual enrollment, AP Coursework, industry certification, or military preparation program by graduation.
- Competency in the 4Cs (Critical Thinking, Communication, Collaboration, and Creativity) as demonstrated in studies in Science, Social Studies, Foreign Language, STEM, Physical Education, Career & Technical Education, and the Fine Arts, in addition to Math and English/Language Arts:
 - Critical Thinking:
 - Analyze data and arguments critically to identify fallacious assertions, valid claims and possible outcomes as a critical consumer of information.
 - Work independently and in a group to apply the scientific process to analyze, synthesize and assimilate information to solve problems using the most efficient solutions.
 - Identify and present critical assertions supported with persuasive evidence and novel ideas.
 - Communication:
 - Share ideas effectively and efficiently through written, verbal, digital and non-verbal communication.
 - Advocate for personal ideas by effectively listening to, debating and discussing others' points of view.
 - Collaboration:
 - Given a problem to solve (via PBL - Problem Based Learning), work effectively with a group to find a solution with respect and efficiency.
 - Lead collaboration by identifying group skills and strengths and delegating accordingly.
 - Hold self and team members accountable for meaningful contributions.
 - Creativity:
 - Exhibit design thinking process to question and create new solutions to problems.
 - Utilize higher order thinking skills to intertwine subjects to develop new ideas
 - Work through adversity in the event an idea needs revisions.

- Understand Career Options
 - Independently apply job and career skills (e.g. create a resume, interview, network).
 - Gain experience in applying workplace skill via volunteer or part time work.
 - Research, reflect, and understand the requirements as well as the responsibilities of jobs and how well you might fit in self-identified and desired possible careers.
- Use Technology Effectively:
 - Choose the right technology tools and utilize them to learn more efficiently.
 - Exhibit digital citizenship (e.g. no cyber-bullying, ethical use of sources).
 - Use technology to identify/use reliable sources for research and create/design solutions.

Students will demonstrate Life Readiness:

- Self-Awareness:
 - Anticipate challenges toward achieving goals and taking appropriate steps to navigate around them.
 - Recognize values, thought processes and abilities.
 - Use metacognitive skills to discern personal likes/dislikes and strengths/weaknesses and leverage this understanding into personal achievements in college, career, or relationships.
- Self-Discipline:
 - Self-regulate emotions at key times (e.g. remain calm in tense situations, gracefully accept an answer you don't like, manage anger and frustration).
 - Know personal challenges and weaknesses and execute steps to address or mitigate those weaknesses, wherever and whenever they might impair social, economic, or academic success.
 - Prioritize effectively given a series of difficult choices or options.
- Empathy:
 - Participate in hands on community service.
 - Accept and offer critiques with grace, value and honesty.
 - Demonstrate global awareness and sensitivity (e.g. show tolerance and respect and note it when others display or do not display tolerance or respect).

- Possess Fluency in Financial Literacy:
 - Demonstrate the skills and knowledge on financial matters to confidently take effective action that best fulfills personal, family and community goals.
 - Make informed judgments and take effective actions regarding the current and future use and management of money (e.g. understanding financial choices, planning for the future, spending wisely, and managing the challenges associated with life events such as a job loss, saving for retirement, or paying for education).

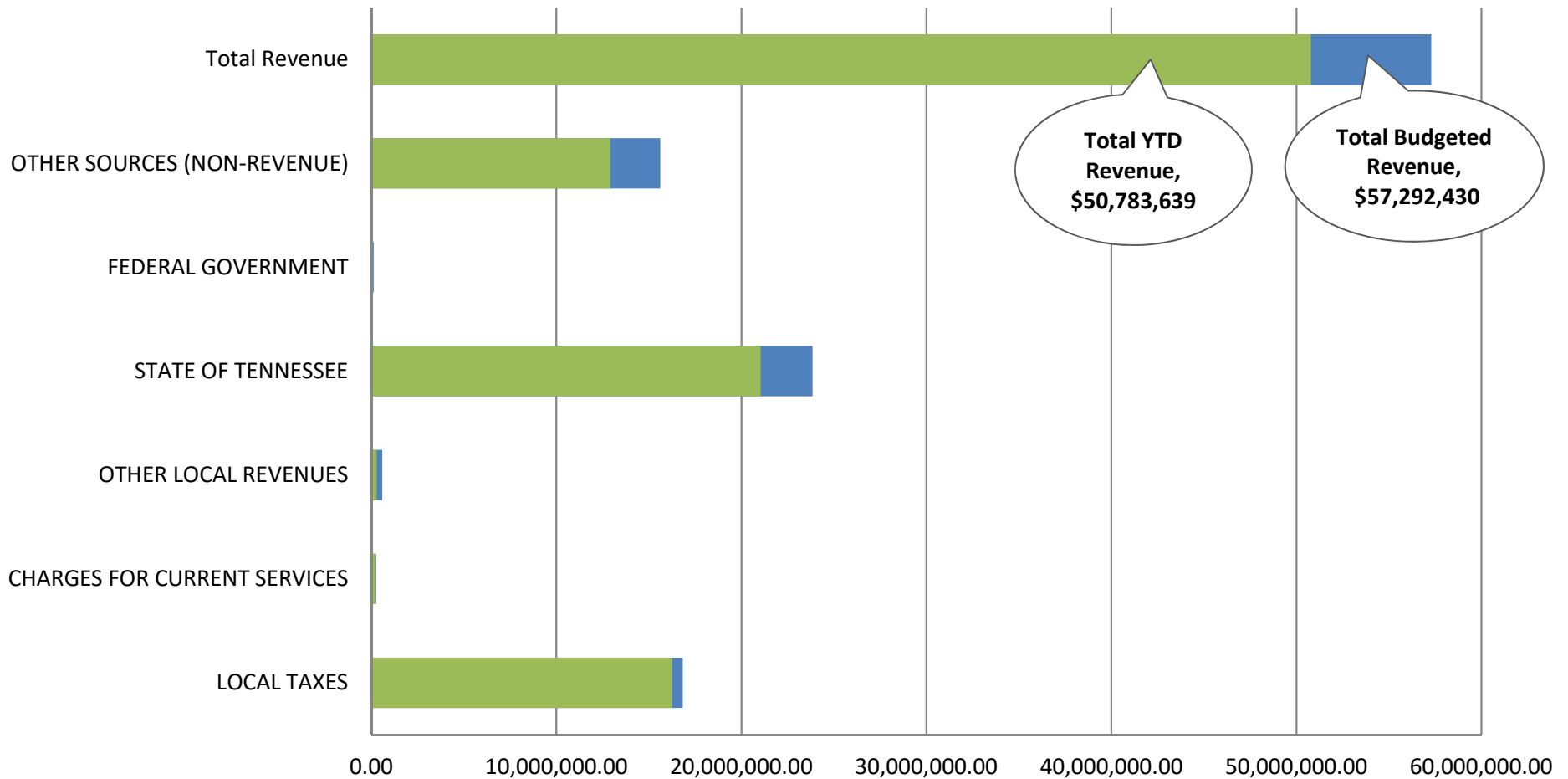
Acct	Acct	2019-20 FYTD Budget	April 2019-20 Monthly Activity	2019-20 Year-To-Date	2019-20 Percent of Budget	2019-20 Variance from Bud	Encumbered Amount	Unencumbered Budget Remaining
40110	Current Property Tax	11,048,443.00	929,721.38	10,955,163.42	99.16%	93,279.58		93,279.58
40210	Local Option Sales Tax	5,787,581.00	563,276.06	5,321,110.82	91.94%	466,470.18		466,470.18
40275	Mixed Drink Tax	250.00	7.57	159.96	63.98%	90.04		90.04
40280	Mineral Severance Tax	250.00				250.00		250.00
43511	Tuition - Regular Day Students	240,000.00	-39,598.18	211,201.26	88.00%	28,798.74		28,798.74
43513	Tuition - Summer School	12,000.00		780.00	6.50%	11,220.00		11,220.00
43533	Transportation Fees	10,000.00		3,055.00	30.55%	6,945.00		6,945.00
44110	Interest Earned	150,000.00	9,714.46	115,404.08	76.94%	34,595.92		34,595.92
44120	Lease/Rentals	18,000.00		11,056.75	61.43%	6,943.25		6,943.25
44170	Miscellaneous Refunds	2,500.00		5,719.26	228.77%	-3,219.26		-3,219.26
44530	Sale of Equipment	35,000.00		35,338.20	100.97%	-338.20		-338.20
44560	Damages Recovered from Individ			229.60		-229.60		-229.60
44570	Contributions & Gifts	308,121.48		110,111.48	35.74%	198,010.00		198,010.00
44990	Other Local Revenues	75,000.00	1,073.60	12,502.80	16.67%	62,497.20		62,497.20
46511	Basic Education Program	22,809,000.00	2,274,800.00	20,590,700.00	90.27%	2,218,300.00		2,218,300.00
46515	Early Childhood Education	460,771.37	38,843.58	307,427.76	66.72%	153,343.61		153,343.61
46590	Other State Education Funds	100,000.00	6,468.21	72,272.59	72.27%	27,727.41		27,727.41
46610	Career Ladder Program	150,000.00		70,334.76	46.89%	79,665.24		79,665.24
46980	Other State Grants	321,549.82				321,549.82		321,549.82
46990	Other State Revenues	7,500.00				7,500.00		7,500.00
47143	Special Education Grants	80,000.00				80,000.00		80,000.00
47630	Public Law 874 - Maint/Operat.	55,000.00	4,529.24	49,435.59	89.88%	5,564.41		5,564.41
49700	Insurance Recovery	2,500.00				2,500.00		2,500.00
49800	Transfers In	125,000.00				125,000.00		125,000.00
49810	City General Fund Transfer	15,493,963.00	1,291,163.58	12,911,635.80	83.33%	2,582,327.20		2,582,327.20
-----	Revenue	57,292,429.67	5,079,999.50	50,783,639.13	88.64%	6,508,790.54		6,508,790.54
		=====	=====	=====	=====	=====		=====
71100	Regular Instruction Prgm	27,339,759.22	2,218,649.41	20,335,492.85	74.38%	7,004,266.37	6,170,330.14	833,936.23
71150	Alternative Instruction Prgm	791,230.00	66,793.63	600,280.13	75.87%	190,949.87	178,900.96	12,048.91
71200	Special Education Prgm	4,411,817.00	366,974.78	3,271,804.09	74.16%	1,140,012.91	987,436.22	152,576.69
71300	Career/Technical Education Prg	1,303,523.00	107,348.44	991,112.41	76.03%	312,410.59	291,148.44	21,262.15
71900	Contingency	528,919.99				528,919.99		528,919.99
72120	Health Services	568,935.00	49,140.82	443,965.14	78.03%	124,969.86	105,380.07	19,589.79
72130	Other Student Support	1,802,767.85	123,090.18	1,403,493.26	77.85%	399,274.59	343,200.54	56,074.05
72210	Regular Inst. Support	2,770,256.09	193,716.62	2,091,545.22	75.50%	678,710.87	477,903.60	200,807.27
72220	Special Education Support	849,996.00	65,885.79	648,199.64	76.26%	201,796.36	154,777.46	47,018.90
72230	Career & Technical Prg Support	113,336.00	8,277.72	91,588.06	80.81%	21,747.94	15,853.93	5,894.01
72250	Technology Services	2,714,353.99	162,958.56	2,170,553.68	79.97%	543,800.31	326,940.91	216,859.40

Acct	Acct	2019-20 FYTD Budget	April 2019-20 Monthly Activity	2019-20 Year-To-Date	2019-20 Percent of Budget	2019-20 Variance from Bud	Encumbered Amount	Unencumbered Budget Remaining
72290	Communications	116,340.00	7,976.63	97,264.24	83.60%	19,075.76	15,841.85	3,233.91
72310	Board of Education	1,063,690.00	40,005.73	863,129.32	81.14%	200,560.68		200,560.68
72320	Director of Schools	356,798.00	27,593.29	283,291.64	79.40%	73,506.36	54,310.47	19,195.89
72410	Office of the Principal	3,515,455.00	295,619.41	2,848,815.46	81.04%	666,639.54	623,114.85	43,524.69
72510	Fiscal Services	790,825.01	59,226.75	638,347.97	80.72%	152,477.04	117,405.23	35,071.81
72520	Human Resources/ Personnel	371,209.32	24,061.56	307,374.70	82.80%	63,834.62	52,029.44	11,805.18
72610	Operation of Plant	4,557,012.00	296,450.34	3,354,994.54	73.62%	1,202,017.46	398,706.29	803,311.17
72620	Maintenance of Plant	1,644,952.00	121,580.45	1,328,343.77	80.75%	316,608.23	246,022.89	70,585.34
72710	Transportation	1,527,478.00	72,300.95	1,079,409.87	70.67%	448,068.13		448,068.13
73400	Early Childhood Education	460,771.37	38,973.18	346,400.94	75.18%	114,370.43	114,306.65	63.78
73401	Pre-K General Fund	635,468.00	59,159.98	505,236.91	79.51%	130,231.09	82,763.17	47,467.92
76100	Regular Capital Outlay	850,334.83	1,826.84	390,064.14	45.87%	460,270.69	95,075.30	365,195.39
99100	Transfers Out	73,353.00				73,353.00		73,353.00
-----	Expense	59,158,580.67	4,407,611.06	44,090,707.98	74.53%	15,067,872.69	10,851,448.41	4,216,424.28
-----	General Purpose School Fund	-1,866,151.00	672,388.44	6,692,931.15	81.47%	-8,559,082.15	-10,851,448.41	2,292,366.26
Grand Revenue Totals		57,292,429.67	5,079,999.50	50,783,639.13	88.64%	6,508,790.54		6,508,790.54
Grand Expense Totals		59,158,580.67	4,407,611.06	44,090,707.98	74.53%	15,067,872.69	10,851,448.41	4,216,424.28
Grand Totals		1,866,151.00	672,388.44	6,692,931.15	-358.65%	8,559,082.15	10,851,448.41	2,292,366.26
		Loss	Profit	Profit		Loss	Loss	Profit

Number of Accounts: 1271

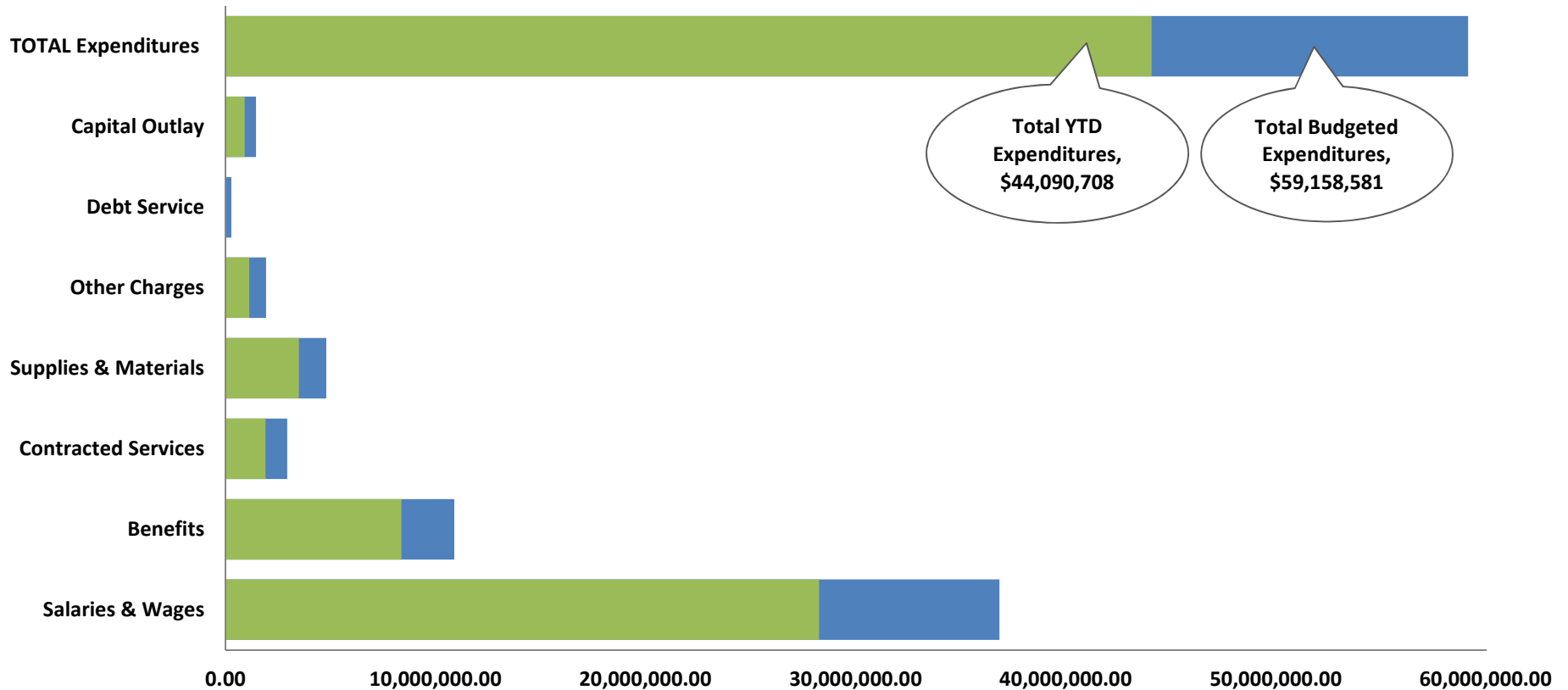
***** End of report *****

General Fund Revenue Budget to Actual Summary - April, 2020



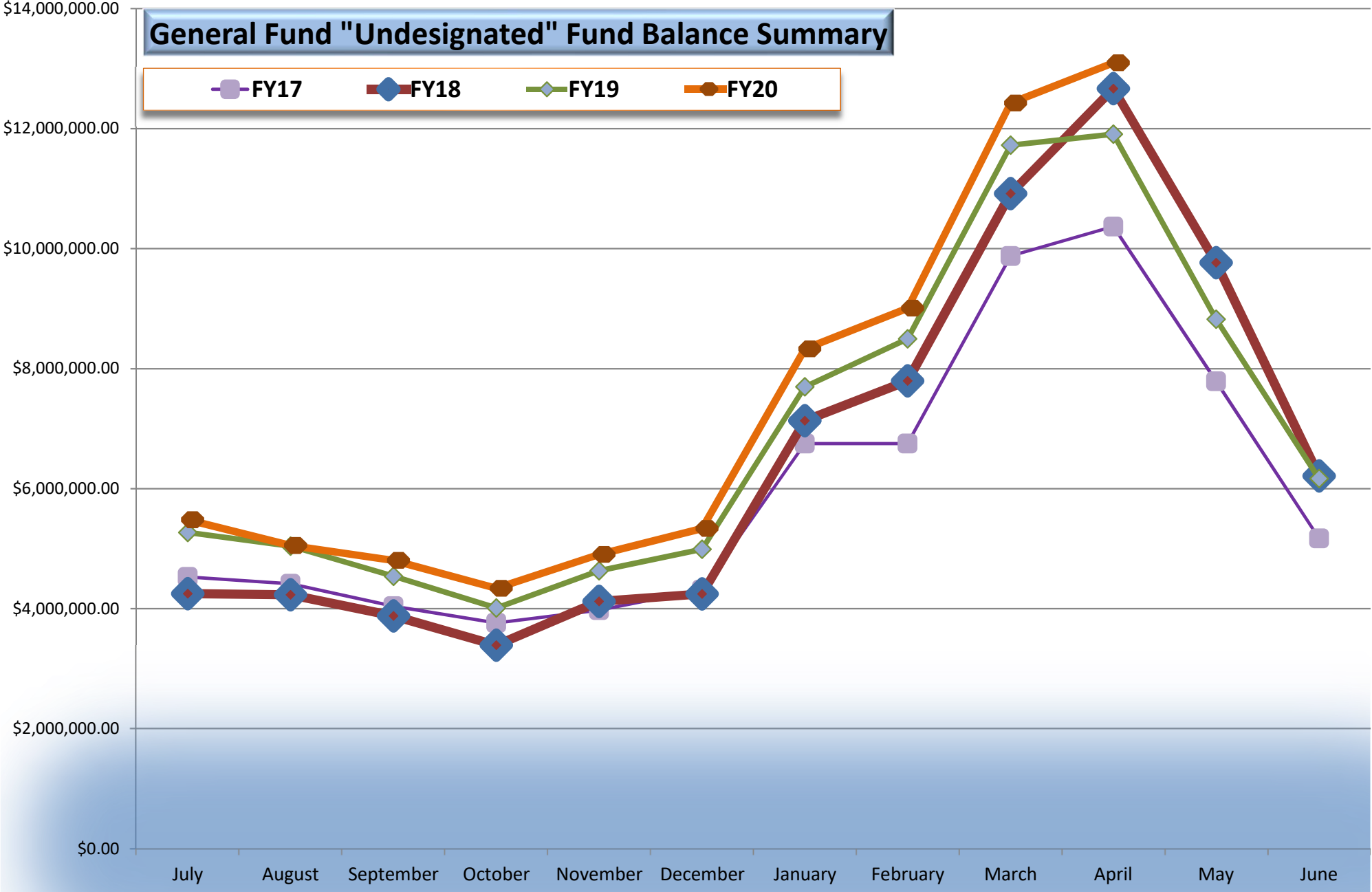
	LOCAL TAXES	CHARGES FOR CURRENT SERVICES	OTHER LOCAL REVENUES	STATE OF TENNESSEE	FEDERAL GOVERNMENT	OTHER SOURCES (NON-REVENUE)	Total Revenue
■ Percent of Budget	96.67%	82.07%	49.33%	88.23%	36.62%	82.65%	88.64%
■ Year-To-Date	16,276,434.20	215,036.26	290,362.17	21,040,735.11	49,435.59	12,911,635.80	\$50,783,639
■ FYTD Budget	16,836,524.00	262,000.00	588,621.48	23,848,821.19	135,000.00	15,621,463.00	\$57,292,430

General Fund Expenditure Budget to Actual Summary by Object April, 2020



	Salaries & Wages	Benefits	Contracted Services	Supplies & Materials	Other Charges	Debt Service	Capital Outlay	TOTAL Expenditures
FYTD %	76.75%	76.57%	65.92%	73.66%	59.51%	0	58.57%	74.53%
FYTD Activity	28,258,969.96	8,370,988.47	1,913,805.79	3,497,843.34	1,137,792.48	0	911,307.94	\$44,090,708
FYTD Revised Bdg	36,844,113.35	10,892,283.00	2,943,117.44	4,803,619.23	1,931,965.52	287,205.00	1,456,277.13	\$59,158,581

General Fund "Undesignated" Fund Balance Summary



Acct	Acct	2019-20 FYTD Budget	April 2019-20 Monthly Activity	2019-20 Year-To-Date	2019-20 Percent of Budget	2019-20 Variance from Bud	Encumbered Amount	Unencumbered Balance Remaining
143	Central Cafeteria							
R	Revenue							
43521	Lunch Payments - Children	263,736.00		169,264.71	64.18%	94,471.29		94,471.29
43522	Lunch Payments - Adults	4,000.00		3,231.25	80.78%	768.75		768.75
43523	Income From Breakfast	35,951.00		20,567.25	57.21%	15,383.75		15,383.75
43525	A la Carte Sales	315,872.00	-611.05	126,530.63	40.06%	189,341.37		189,341.37
43990	Other Charges for Food Service	10,000.00	2,154.70	31,803.80	318.04%	-21,803.80		-21,803.80
44110	Interest Earned	3,000.00	158.97	3,841.56	128.05%	-841.56		-841.56
46520	School Food Service	16,455.00		17,069.14	103.73%	-614.14		-614.14
47111	USDA School Lunch Program	907,812.00	79,597.89	799,067.81	88.02%	108,744.19		108,744.19
47112	USDA Commodities	117,824.00				117,824.00		117,824.00
47113	Breakfast	342,887.00	43,034.47	379,253.50	110.61%	-36,366.50		-36,366.50
47114	USDA - Other	161,354.00	10,782.40	165,065.08	102.30%	-3,711.08		-3,711.08
-----	Revenue	2,178,891.00	135,117.38	1,715,694.73	78.74%	463,196.27		463,196.27
E	Expense							
73100	Food Service	2,358,891.00	4,553.19	1,499,606.31	63.57%	859,284.69	27,924.20	831,360.49
-----	Expense	2,358,891.00	4,553.19	1,499,606.31	63.57%	859,284.69	27,924.20	831,360.49
-----	Central Cafeteria	-180,000.00	130,564.19	216,088.42	70.86%	-396,088.42	-27,924.20	-368,164.22
		=====	=====	=====	=====	=====	=====	=====
145	Other Education Funds							
R	Revenue							
44990	Other Local Revenues	32,929.00	650.00	19,859.60	60.31%	13,069.40		13,069.40
46590	Other State Education Funds	121,602.33	21,594.91	75,791.18	62.33%	45,811.15		45,811.15
49800	Transfers In	73,374.00				73,374.00		73,374.00
-----	Revenue	227,905.33	22,244.91	95,650.78	41.97%	132,254.55		132,254.55

Acct	Acct	2019-20 FYTD Budget	April 2019-20 Monthly Activity	2019-20 Year-To-Date	2019-20 Percent of Budget	2019-20 Variance from Bud	Encumbered Amount	Unencumbered Balance Remaining
145	Other Education Funds							
E	Expense							
72130	Other Student Support	102,985.65	8,188.61	81,056.34	78.71%	21,929.31	19,456.76	2,472.55
72210	Regular Inst. Support	3,500.00		1,195.80	34.17%	2,304.20		2,304.20
72620	Maintenance of Plant	88,490.68	1,253.50	49,289.20	55.70%	39,201.48	23,158.69	16,042.79
73300	Community Services	32,929.00	1,320.88	16,575.89	50.34%	16,353.11		16,353.11
-----	Expense	227,905.33	10,762.99	148,117.23	64.99%	79,788.10	42,615.45	37,172.65
-----	Other Education Funds		11,481.92	-52,466.45	53.48%	52,466.45	-42,615.45	95,081.90
=====								
146	Extended School Program							
R	Revenue							
43581	Community Services Fees Child	473,067.00	495.00	345,489.32	73.03%	127,577.68		127,577.68
-----	Revenue	473,067.00	495.00	345,489.32	73.03%	127,577.68		127,577.68
E	Expense							
73300	Community Services	463,067.00	20,570.92	284,420.76	61.42%	178,646.24	41,635.83	137,010.41
99100	Transfers Out	10,000.00				10,000.00		10,000.00
-----	Expense	473,067.00	20,570.92	284,420.76	60.12%	188,646.24	41,635.83	147,010.41
-----	Extended School Program		-20,075.92	61,068.56	66.58%	-61,068.56	-41,635.83	-19,432.73
=====								
Grand Revenue Totals		6,741,474.33	566,761.38	4,553,444.84	67.54%	2,188,029.49		2,188,029.49
Grand Expense Totals		6,921,474.33	272,639.11	4,570,164.37	66.03%	2,351,309.96	728,029.99	1,623,279.97
Grand Totals		180,000.00	294,122.27	16,719.53	9.29%	163,280.47	728,029.99	564,749.52
		Loss	Profit	Loss		Loss	Loss	Profit

Combined Fund Balance and YTD Operating Statement Summary

April, 2020

Description	General Fund 141	Federal Fund 142	Food Service Fund 143	Special Fund 145	ECC Fund 146
Beginning Fund Balance July 1, 2019	8,570,807.16	0.00	808,715.52	2,508.79	88,759.66
Plus YTD Revenue per books 4/30/20	50,783,639.13	2,396,610.01	1,715,694.73	95,650.78	345,489.32
Less YTD Expenditures per books 4/30/20	(44,090,707.98)	(2,638,020.07)	(1,499,606.31)	(148,117.23)	(284,420.76)
Revenues Over (Under) Expenditures as of 4/30/20	6,692,931.15	(241,410.06)	216,088.42	(52,466.45)	61,068.56
Ending Fund Balance per books as of 4/30/20	15,263,738.31	(241,410.06)	\$1,024,803.94	(49,957.66)	149,828.22

*Beginning Balance decreased due to State required adjusting entry of Grant funds

Fund Balance Restricted/Committed/Assigned Status

Encumbrances and Deferred Revenue			\$ 34,131.03	
Inventory			27,364.59	
Restricted for Career Ladder Program	-1,040.32			
Restricted for Operation of Non-Instructional Services			783,308.32	149,828.22
Committed for Other Purposes (Vehicles- ERR Fund)	483,570.52			
Assigned for Instruction- Coordinated School Health	7,121.58			
Assigned for other local grants				
Assigned for Instruction - Education Foundation Grant	345.23			
Assigned for Instruction (APSI-ORHS)	12,944.95			
Assigned for Support Services FRC Local Funds (56)				5,792.50
Nonspendable-Prepaid Expenditures				
Assigned to Balance FY20 Budget	1,666,151.00		180,000.00	
Unassigned Fund Balance 4/30/20	\$ 13,094,645.35	-241,410.06		-55,750.16
Total Fund Balance 4/30/20	15,263,738.31	(\$241,410.06)	\$ 1,024,803.94	(\$49,957.66) \$ 149,828.22