

***Proposed agenda items received 24 hours before the scheduled meeting will be added to the agenda at the meeting.**

**TENTATIVE
REGULAR MEETING
BOARD AGENDA**

**September 14, 2020
7:30 PM**

1. Call Meeting to Order
 - A. Roll Call taken on acknowledgement and reception of meeting notice and agenda
2. Information and Proposals
 - A. Receiving of Visitors
 - B. Letters and Communication
 - C. Reports and Information from Administration
 1. Superintendent's Report
 2. Principal Report
 3. Counselor Report
3. Action Items (Discuss, Consider, May take action on the following)
4. Routine Business - Consent Agenda
 - A. Excuse Absent Board Members (as necessary)
 - B. Minutes
 - C. Treasurers Report
 - D. Claims
5. Old Business
6. New Business
 - A. Approve Additional Service Agreement for the 2020-2021 school year
 - B. Recognize LDEA Negotiations Letter for 21-22
 - C. Approve Bus Bid
7. Advance Planning
 - A. Information and questions for Board Members
 - B. Agenda items for next meeting
 - C. Future Meeting Dates
8. Adjournment

Lyons-Decatur Education Association

September 10, 2020

Mr. Trevor Preston, President
Lyons-Decatur Northeast Board of Education
District #20
P.O. Box 526
Lyons, NE 68038

Dear Mr. Preston:

The Lyons-Decatur Education Association continues to represent the certified staff employed by District #20. The Association requests that the Lyons-Decatur Northeast Board of Education recognize the Lyons-Decatur Education Association as the exclusive bargaining agent for these staff.

The Lyons-Decatur Education Association further requests that the annual bargaining for the terms of the contract for the school year 2021-22, and if desired by both parties, a two-year agreement including the 2022-23 school year, begin at the earliest mutual date, no later than November 1, 2020.

Please direct your response to the undersigned. Thank you and we look forward to another productive partnership.

Sincerely,



Kevin L. Anderson
President
Lyons-Decatur Education Association

cc: Superintendent Fred Hansen

To: Board Member
From: Fred Hansen, Superintendent
Re: September 2020 Regular Board Report – **Monday, September 14, 2020**

- ✓ New Teachers
- ✓ NASB/NCSA State Education Conference – November 18-20, 2020
- ✓ Romans, Wiemer and Associates Audit

Here is the list of our new teachers for the 20-21 school year:

Vanessa Von Seggren – Music
Elizabeth Okereke – Spanish/English
Lexi Beavers – First grade
Emma Kwikkel – Kindergarten

Mark your calendars to attend the NASB/NCSA State Education Conference on November 18–20, 2020 in Omaha.

Romans, Wiemer and Associates will begin the school district audit on September 29, 2020.

Jaime is scheduled to review September bills and April is up for October.

***Proposed agenda items received 24 hours before the scheduled meeting will be added to the agenda at the meeting.**

**TENTATIVE
REGULAR MEETING
BOARD AGENDA**

**September 14, 2020
7:30 PM**

1. Call Meeting to Order
 - A. Roll Call taken on acknowledgement and reception of meeting notice and agenda
2. Information and Proposals
 - A. Receiving of Visitors
 - B. Letters and Communication
 - C. Reports and Information from Administration
 1. Superintendent's Report
 2. Principal's Report
 3. Counselor Report
3. Action Items (Discuss, Consider, May take action on the following)
 - A. Routine Business – Consent Agenda
 1. Excuse Absent Board Members (as necessary)
 2. Minutes
 3. Treasurers Report
 4. Claims
 - B. Old Business
 - 1.
 - C. New Business
 1. Approve Additional Service Agreement for the 2020-2021 school year
 2. Recognize LDEA Negotiations Letter for 21-22
 3. Approve Bus Bid
4. Advance Planning
 - A. Information and questions for Board Members
 - 1.
 - B. Agenda items for next meeting
 - 1.
 - C. Future meeting dates
 1. Regular Board meeting October 12, 2020 at 7:30 PM
 2. NASB Labor Relations Conference – October 14-15, 2020 @ Lincoln
 3. NASB/NCSA State Education Conference – November 18-20, 2020 @ Omaha
5. Adjournment---9:00 p.m.

Suggested List of Motions

September 14, 2020

(Open Meetings Act rules posted on north wall of library)

1. _____ opened the meeting at _____ PM.

2. Acknowledgement of receipt of notice and agenda for the meeting was taken by Roll Call:

3. It was moved by _____, seconded by _____

to approve the Consent Agenda items:

1. Excuse absent board members (as necessary)
2. Minutes
3. Treasurers Report
4. General Fund Claims
5. Lunch Fund Claims
6. Special Building Fund Claims

Roll Call: Aye: _____ Nay: _____

4. It was moved by _____, seconded by _____

to approve the additional service agreement for the 2020-2021 school year for Vanessa VonSeggern as presented.

Roll Call: Aye: _____ Nay: _____.

5. It was moved by _____, seconded by _____

to recognize the LDEA Negotiations letter for the 21-22 school year.

Roll Call: Aye: _____ Nay: _____.

6. It was moved by _____, seconded by _____

to approve the school bus bid from _____ in the amount of _____ to purchase a

14-passenger bus in conjunction with the bus grant from the Nebraska Department of Environment and Energy.

Roll Call: Aye: _____ Nay: _____

7. _____ closed the meeting at _____ PM.

Principal Report - September 2020 Board Meeting

A. Calendar - Upcoming Events

Quarter 1 Midterm -----Friday, September 18
Preschool Committee Meeting -----Friday, September 18
Seniors ACT Testing-----Tuesday, September 22
Parents Night (FB, SB, Cheer)-----Friday, September 25
Staff Flu Shots-----Wednesday, September 30
Parents Night (VB, GG, XC).....Tuesday, October 6
2:00 Dismissal, Teacher Inservice-----Wednesday, October 7

B. MAP/ Fastbridge Assessments-

- Educlimber report- Info will be shared with assessment results.
 - MAP tested August 31st-September 4th
 - Fastbridge testing August 17-August 21
- Individual Reading Intervention Plans were sent the last week of August to parents of all students grades K-3 who are below reading level. This is necessary to stay in compliance with the Nebraska Reading Improvement Act.
 - Kindergarten - 10 students: 30 minute intense interventions on letters names and letter sounds
 - 1st Grade - 12 students: all 1st grade students are receiving 2 reading lessons per day until we are caught up and teaching on level
 - 2nd Grade - 7 students: all 2nd grade students are receiving more than 1 lesson a day along with interventions until we are caught up and teaching on level
 - 3rd Grade - 2 students: 30 minute interventions in reading fluency

C. Professional Development

- **September 9th:** Ashley Rasmussen from ESU #2 gave science teachers information on the instructional shifts in science standards. This was the introduction to our science curriculum review that we will complete throughout the 2020-2021 school year
- **September 9th:** Mr. Swanson worked with teachers professional growth goals and walked them through the new formal evaluation process.
- **September 9th:** Mrs. Totten led math teachers in a professional discussion of the new Eureka math program. We discussed current pacing of lessons and the use of the pacing calendars that were created to help keep us on track, differentiation and remediation based on knowledge gaps from the 2019-2020 school year, technology integration (Zearn, IXL), grading, homework and ideas for catching students up when

they are absent from school (SYNC program should be up and running by next week)

- **September 23rd:** Mr. Swanson, Mrs. Brokaw, and Mr. Shatto will attend CPI (Crisis Prevention and Intervention) training at ESU #2.


D. Afterschool Program

The PAWS Afterschool Program leadership team met with 21st century personnel from the Nebraska Department of Education on Wednesday, September 10th to review our ratings on the Continuous Improvement Process Data that was collected on our program last year. We received high ratings from our parent, community partner and teacher surveys - greater than the state average in all areas. We also received much positive praise for running a quality program with very high attendance levels (92% attendance compared to the statewide average of 64%) Credit goes to Kendra Boden, Melissa Wakeley and the PAWS staff for all of their hard work in making the program successful.

E. NSCAS

NSCAS alternate general assessments and alternate science field tests will be given this year to any special education students who take that alternate assessment. ACT will also be given to juniors (3rd year cohort). There will be a field test in Science for 5th and 8th grades. All students in 3-8 will take the new NSCAS Pilot test (developed by and very similar to MAP assessments) for ELA and Math. There will be no public reporting on this pilot test or science field test. We may receive some data - that has yet to be determined.

Lyons-Decatur Northeast High School



Postgraduate Survey Class of 2018

Prepared by:

LifeTrack Services, Inc.
1271 Port Drive, Clarkston, WA 99403
1-800-738-6466

SURVEY SUMMARY AS OF 03/19/2020

MAILING SUMMARY

GRADUATES MAILED TO	11
MAIL RETURNED UNDELIVERABLE:	0

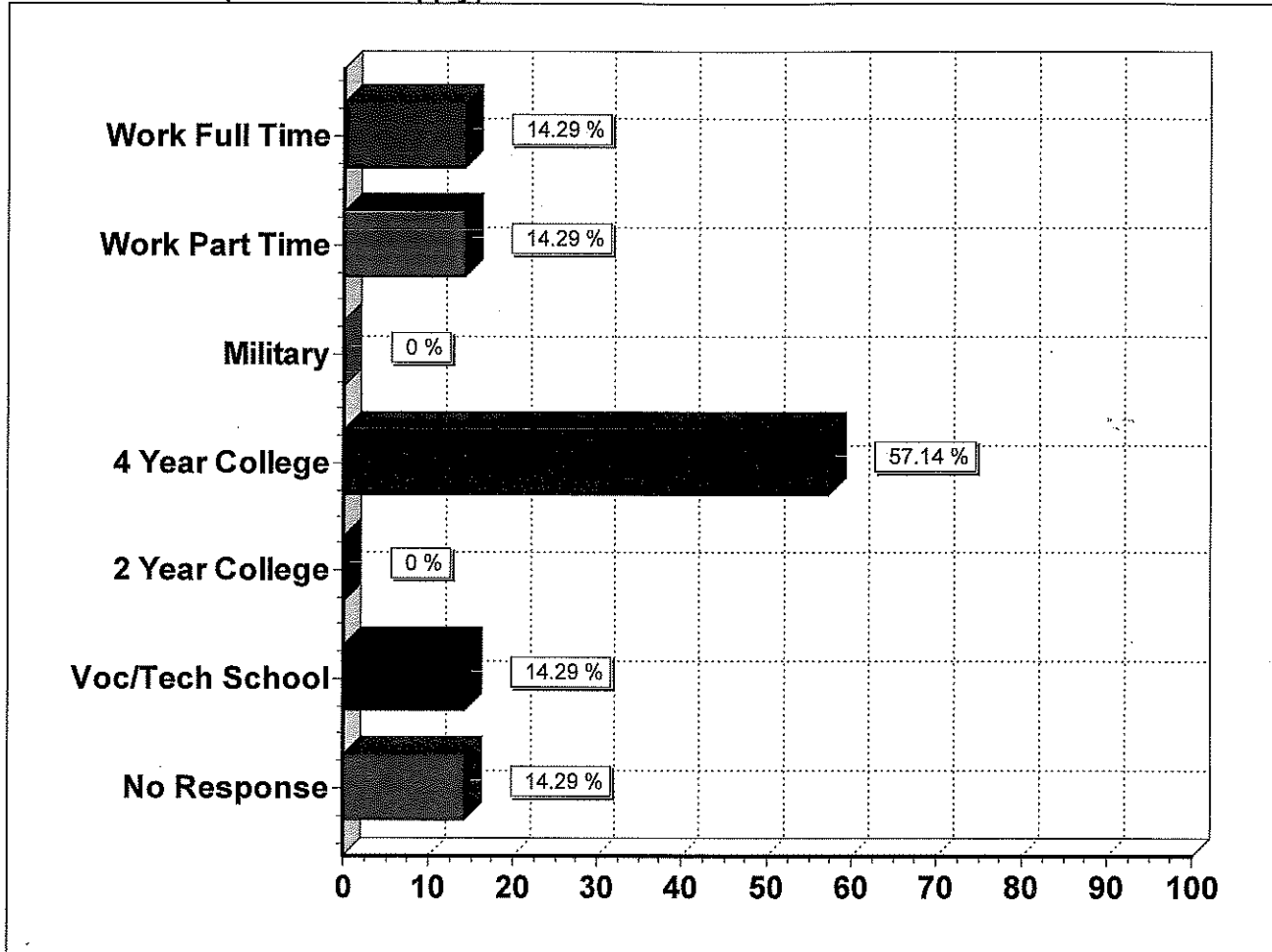
FOLLOW-UP CALL SUMMARY

GRADUATES:	11
DISCONNECTED PHONE NUMBERS:	0
NO PHONE NUMBERS:	0
WRONG NUMBERS:	1
GRADUATE FOLLOW-UP CALLS	10

SURVEY RESULTS

TOTAL RESPONSES TO SURVEY:	7
% RESPONDING TO SURVEY:	63.6%

Present Status: (Mark all that apply)

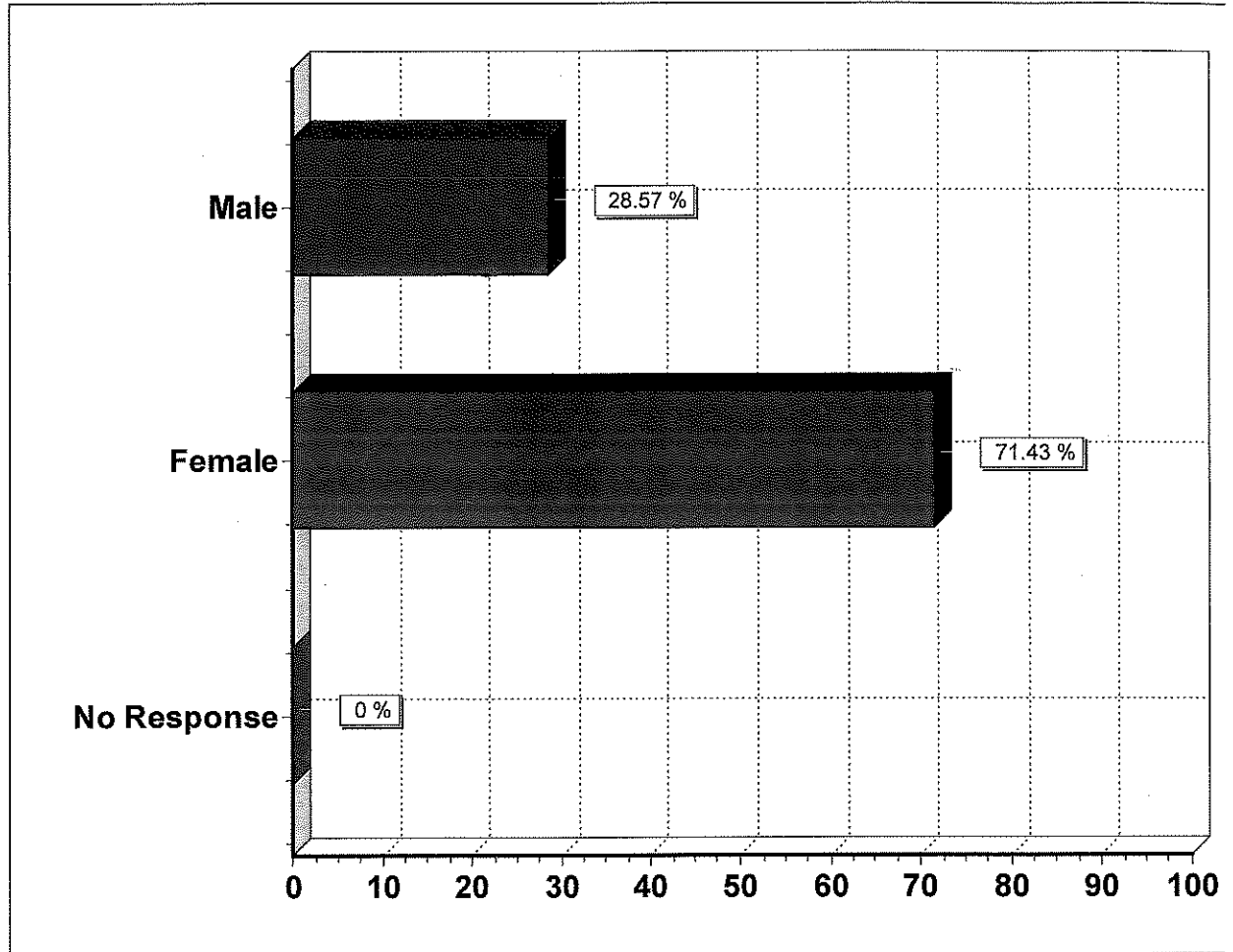


Present Status: (Mark all that apply)

Response (n = 7)	Frequency	Percent
Work Full Time	1	14.3%
Work Part Time	1	14.3%
Military	0	0.0%
4 Year College	4	57.1%
2 Year College	0	0.0%
Voc/Tech School	1	14.3%
No Response	1	14.3%

** Percentage may exceed 100% as graduates can mark multiple responses. **

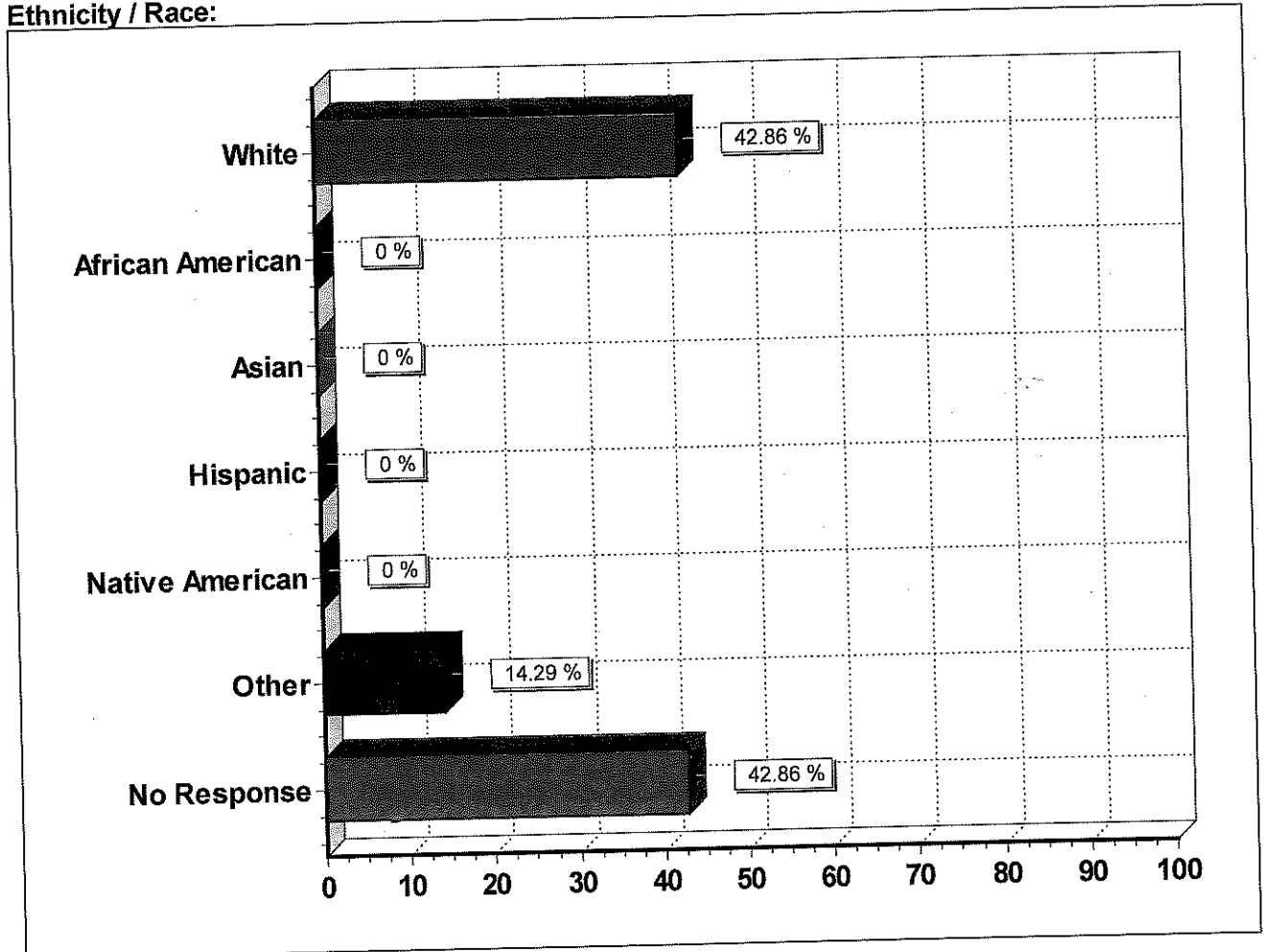
Gender:



Gender:

Response (n = 7)	Frequency	Percent
Male	2	28.6%
Female	5	71.4%
No Response	0	0.0%

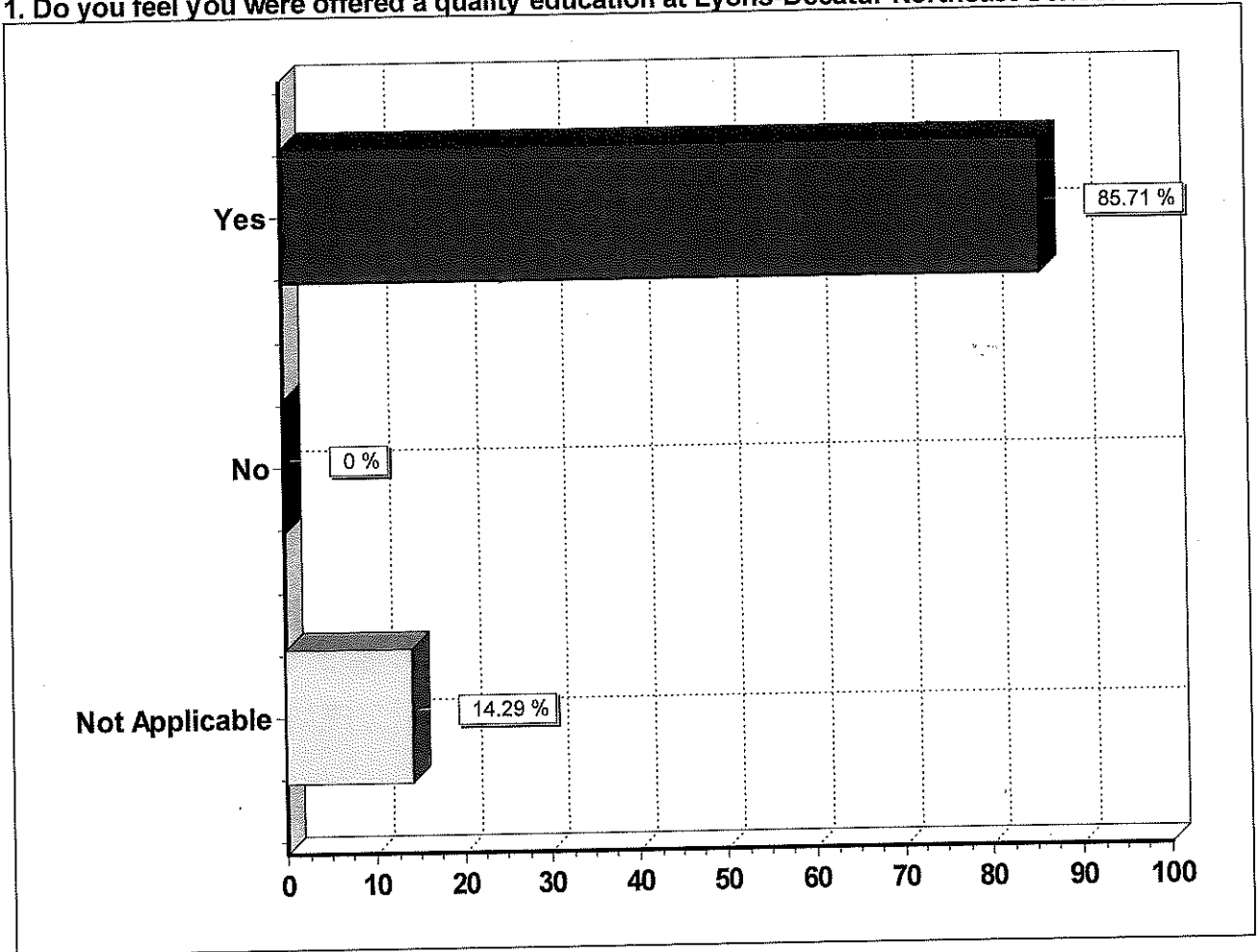
Ethnicity / Race:



Ethnicity / Race:

Response (n = 7)	Frequency	Percent
White	3	42.9%
African American	0	0.0%
Asian	0	0.0%
Hispanic	0	0.0%
Native American	0	0.0%
Other	1	14.3%
No Response	3	42.9%

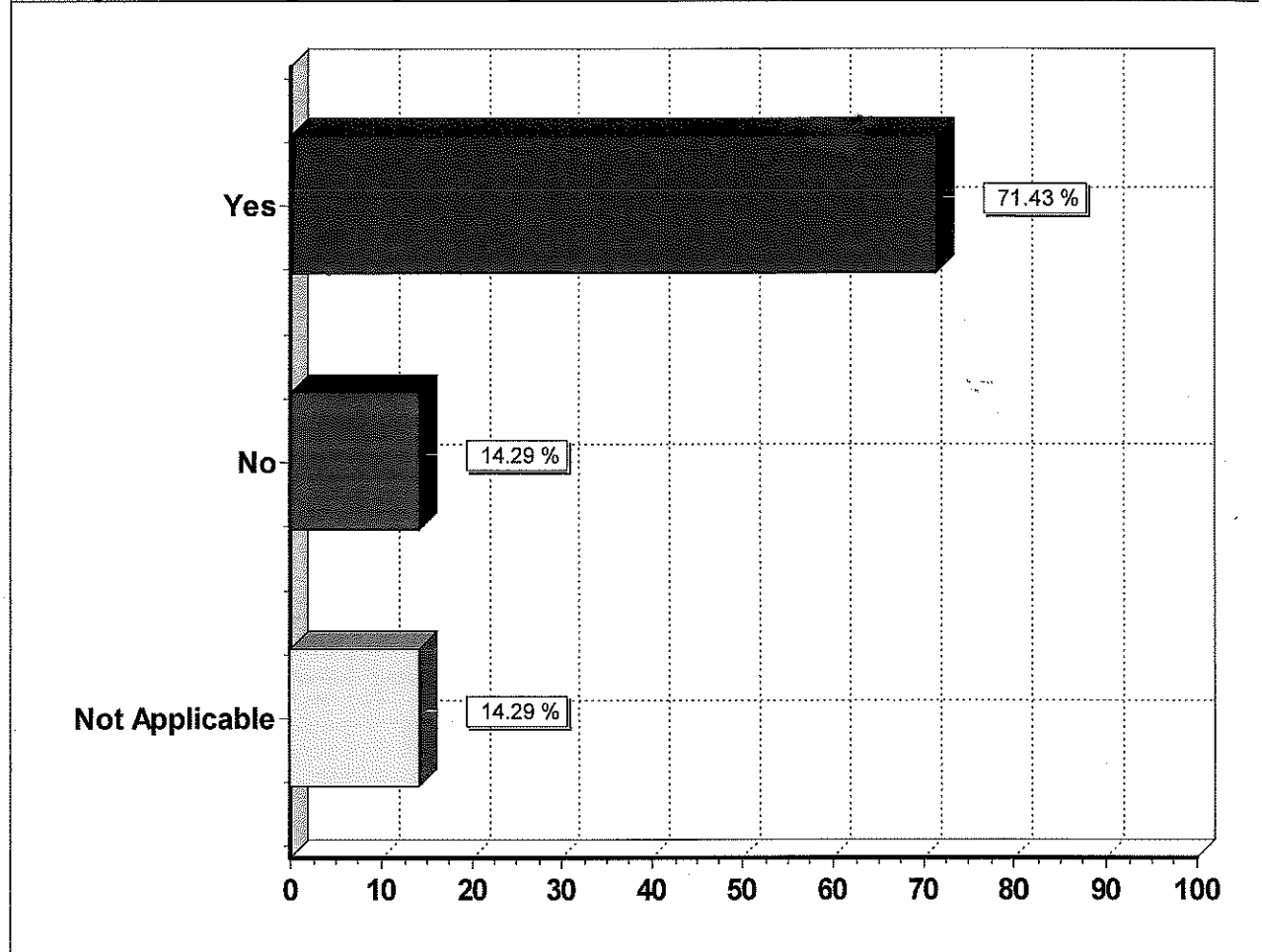
1. Do you feel you were offered a quality education at Lyons-Decatur Northeast School?



1. Do you feel you were offered a quality education at Lyons-Decatur Northeast School?

Response (n = 7)	Frequency	Percent
Yes	6	85.7%
No	0	0.0%
Not Applicable	1	14.3%

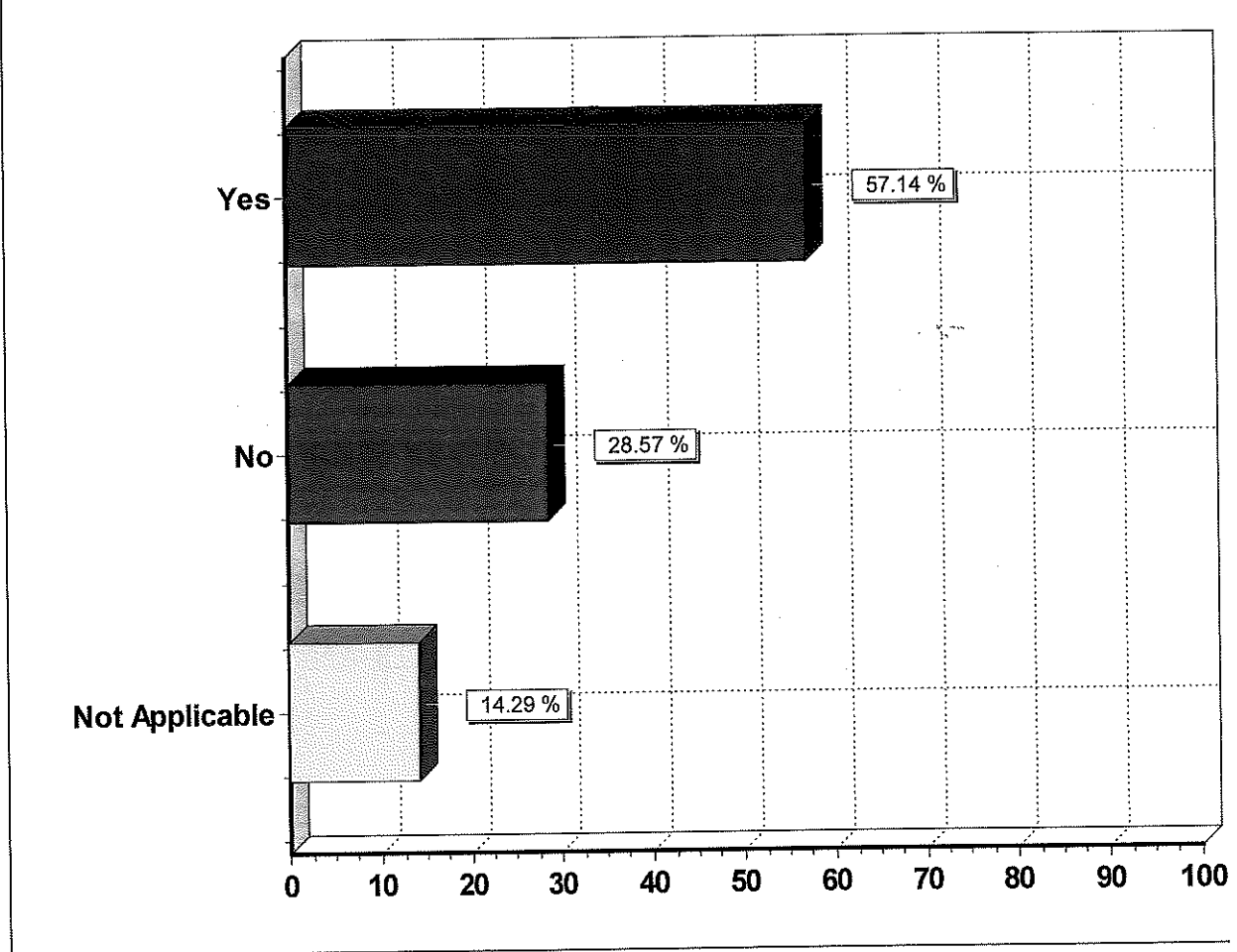
2. Did your teachers generally hold high standards and demand quality work?



2. Did your teachers generally hold high standards and demand quality work?

Response (n = 7)	Frequency	Percent
Yes	5	71.4%
No	1	14.3%
Not Applicable	1	14.3%

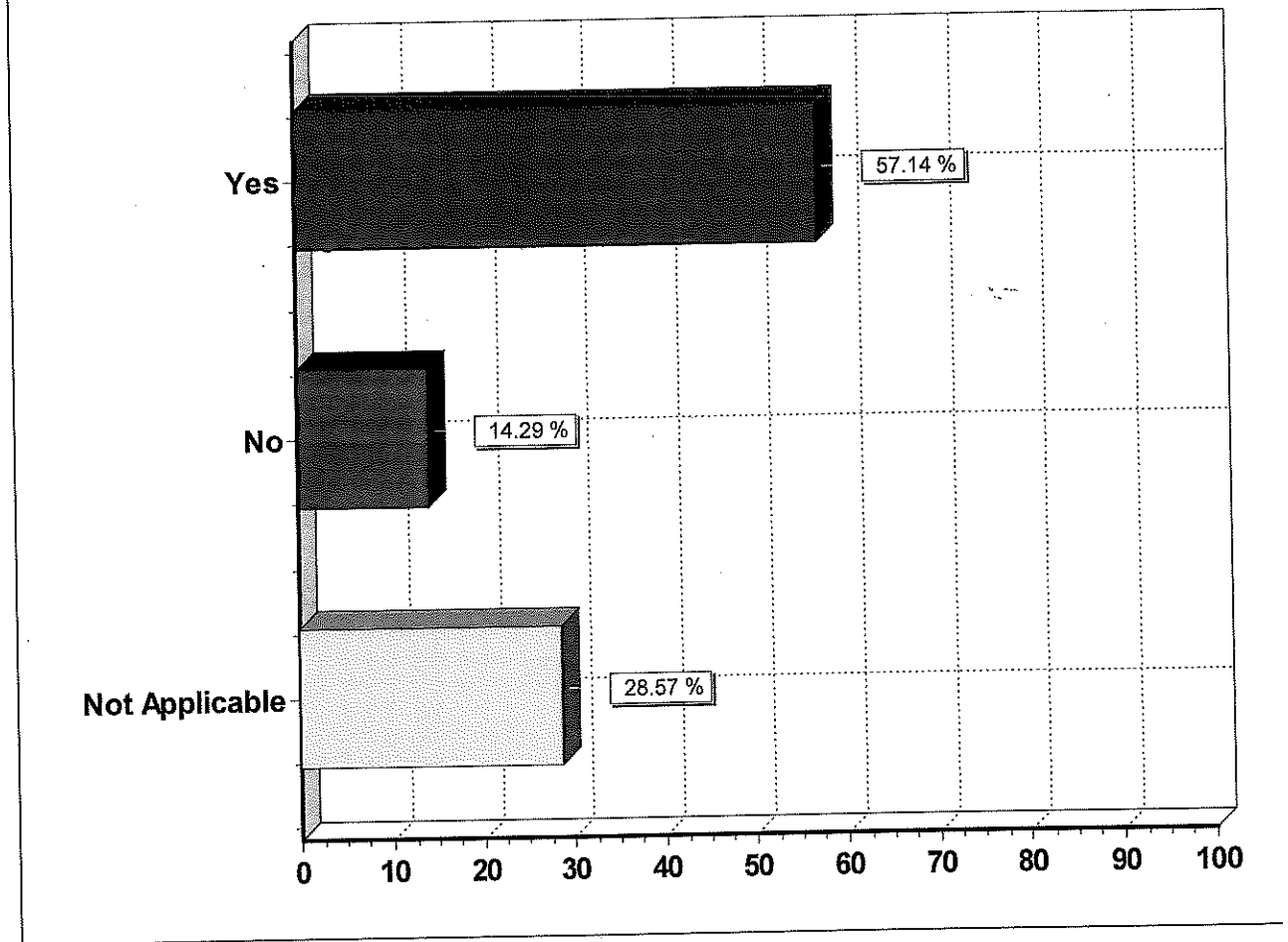
3. Would more public speaking / oral communication classes have been beneficial?



3. Would more public speaking / oral communication classes have been beneficial?

Response (n = 7)	Frequency	Percent
Yes	4	57.1%
No	2	28.6%
Not Applicable	1	14.3%

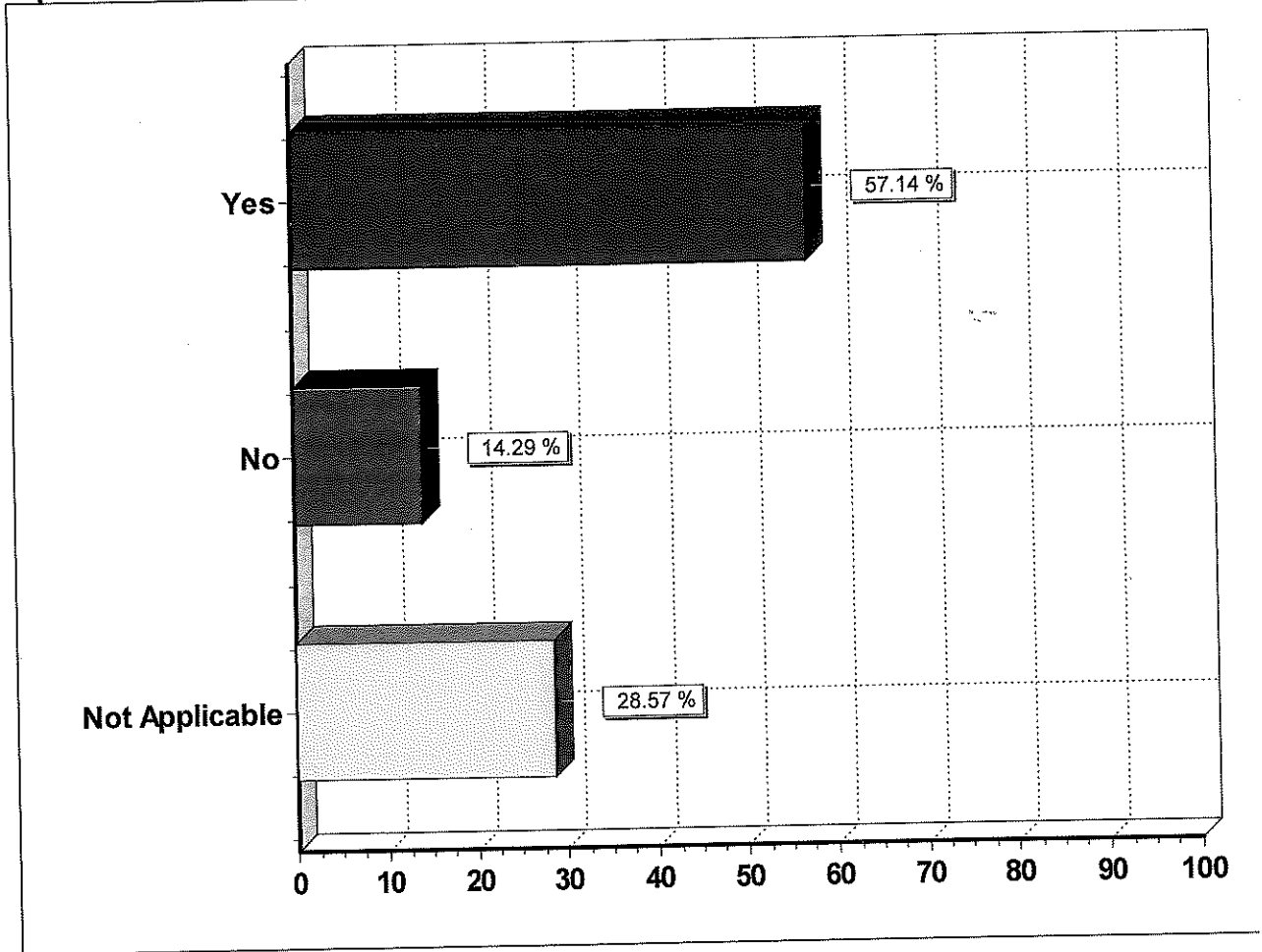
4. Were the academic standards high enough at Lyons-Decatur Northeast School?



4. Were the academic standards high enough at Lyons-Decatur Northeast School?

Response (n = 7)	Frequency	Percent
Yes	4	57.1%
No	1	14.3%
Not Applicable	2	28.6%

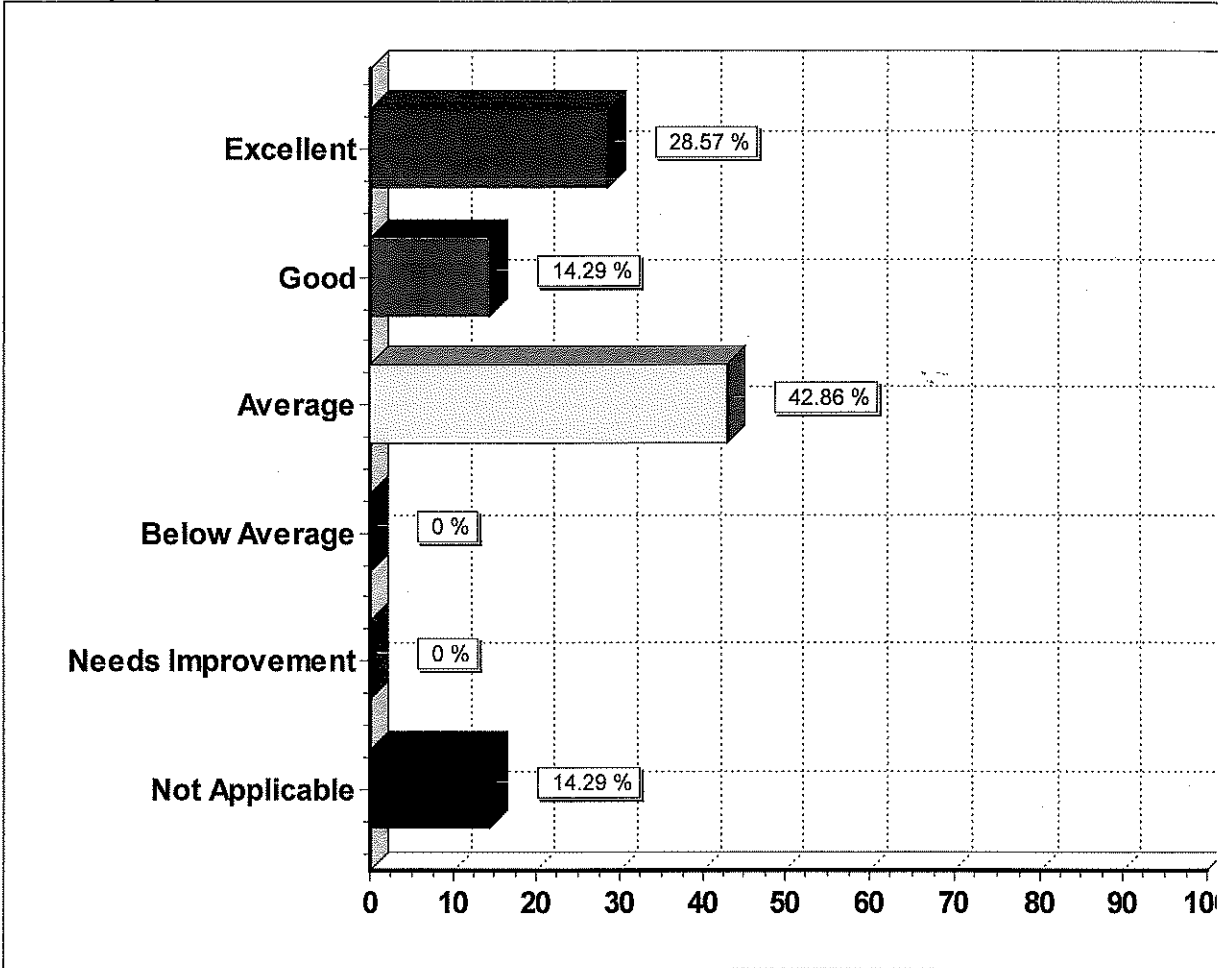
5. Was your participation in co-curricular activities an important part of your high school experience?



5. Was your participation in co-curricular activities an important part of your high school experience?

Response (n = 7)	Frequency	Percent
Yes	4	57.1%
No	1	14.3%
Not Applicable	2	28.6%

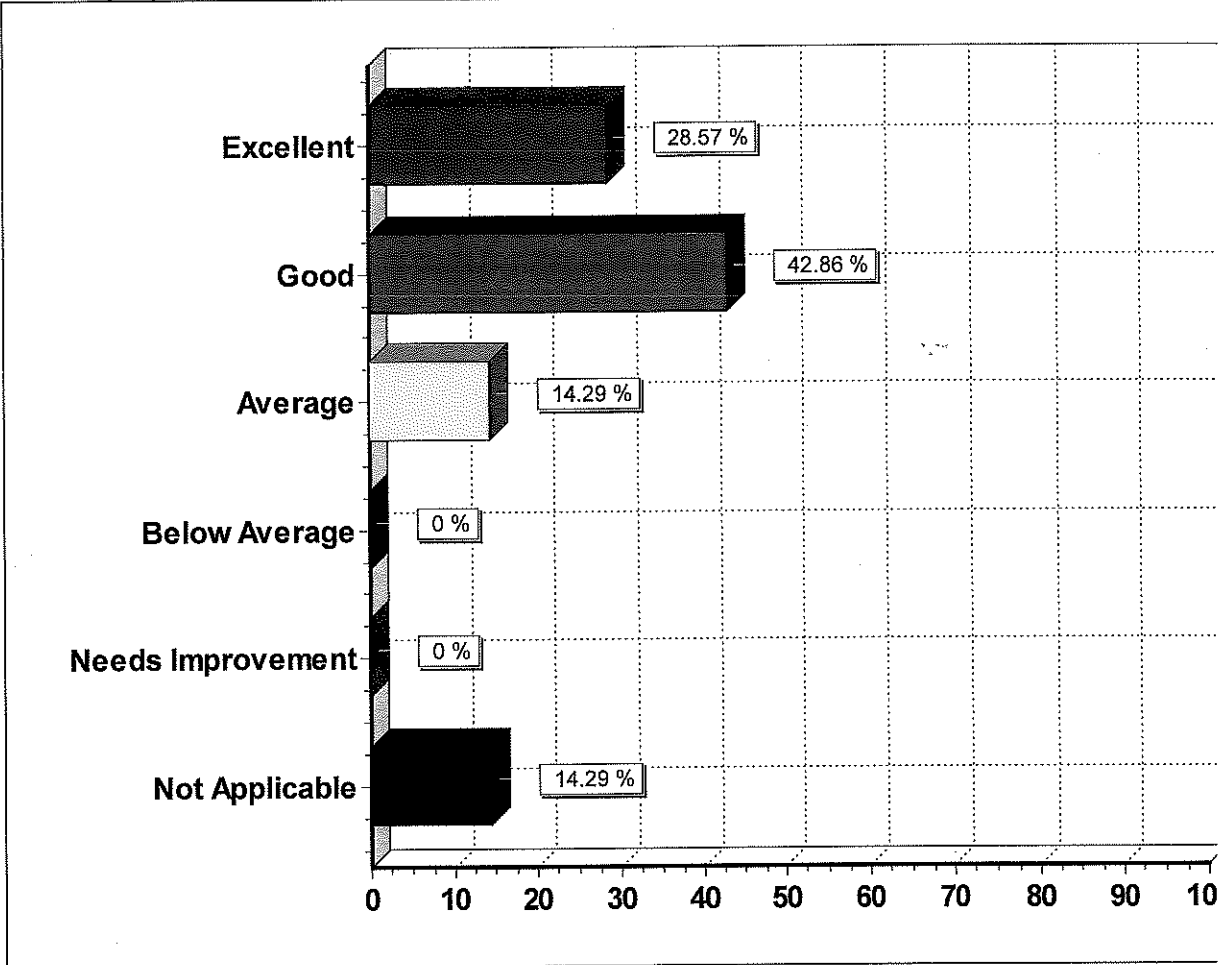
6. Your preparation in math.



6. Your preparation in math.

Response (n = 7)	Frequency	Percent
Excellent	2	28.6%
Good	1	14.3%
Average	3	42.9%
Below Average	0	0.0%
Needs Improvement	0	0.0%
Not Applicable	1	14.3%

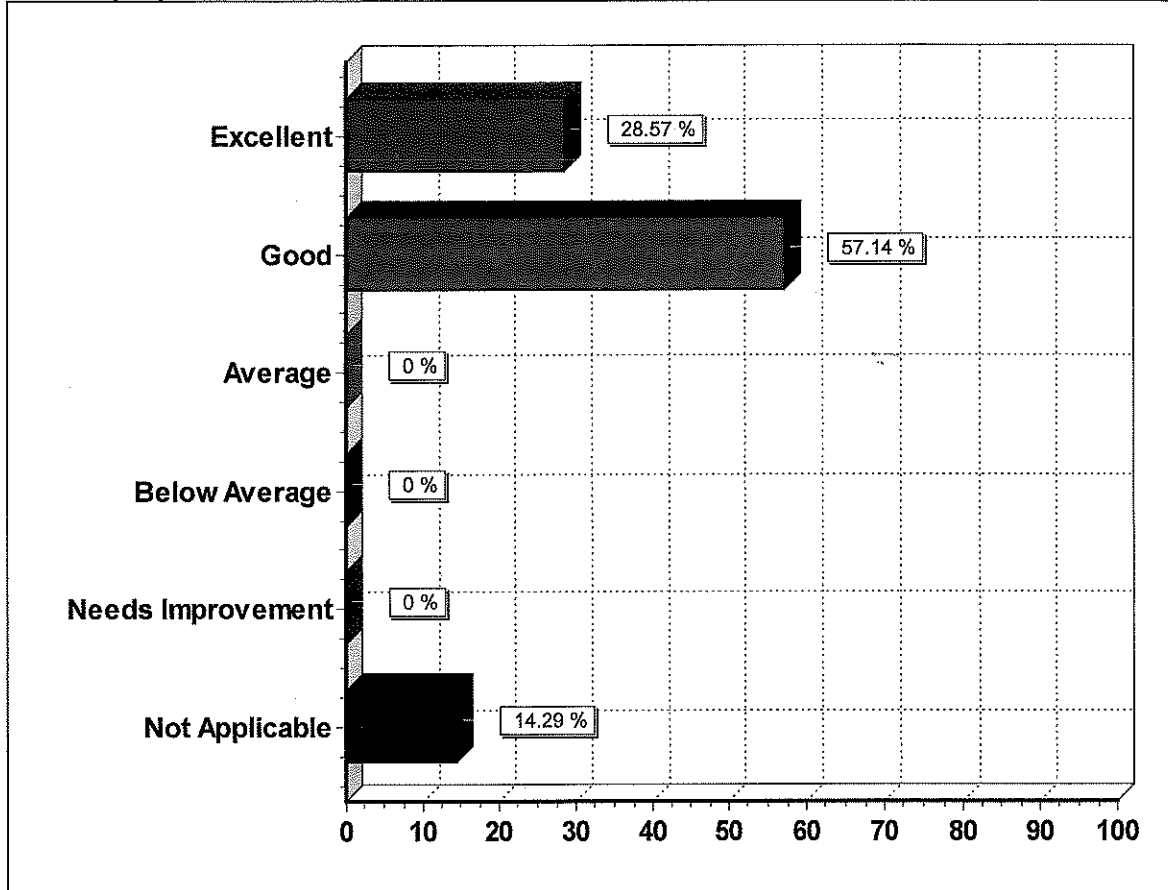
7. Your preparation in English.



7. Your preparation in English.

Response (n = 7)	Frequency	Percent
Excellent	2	28.6%
Good	3	42.9%
Average	1	14.3%
Below Average	0	0.0%
Needs Improvement	0	0.0%
Not Applicable	1	14.3%

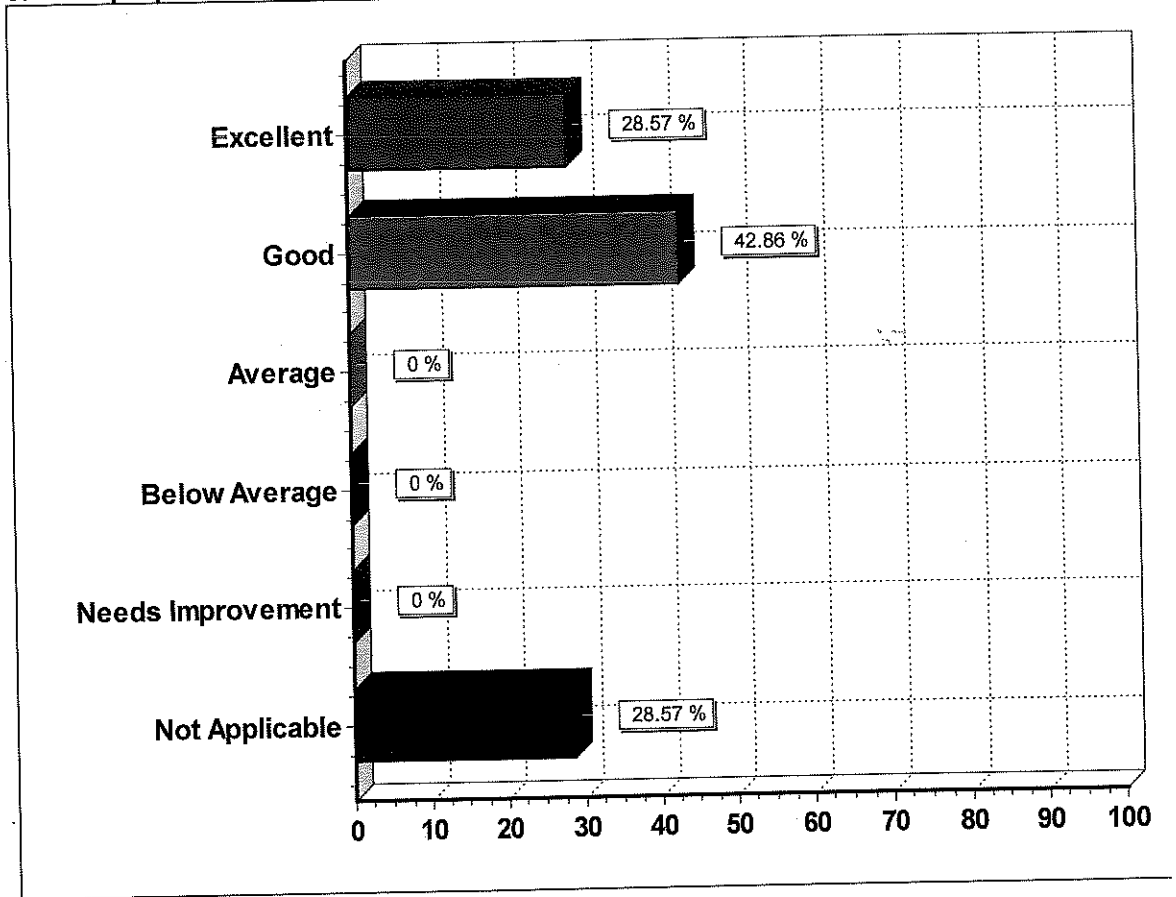
8. Your preparation in science.



8. Your preparation in science.

Response (n = 7)	Frequency	Percent
Excellent	2	28.6%
Good	4	57.1%
Average	0	0.0%
Below Average	0	0.0%
Needs Improvement	0	0.0%
Not Applicable	1	14.3%

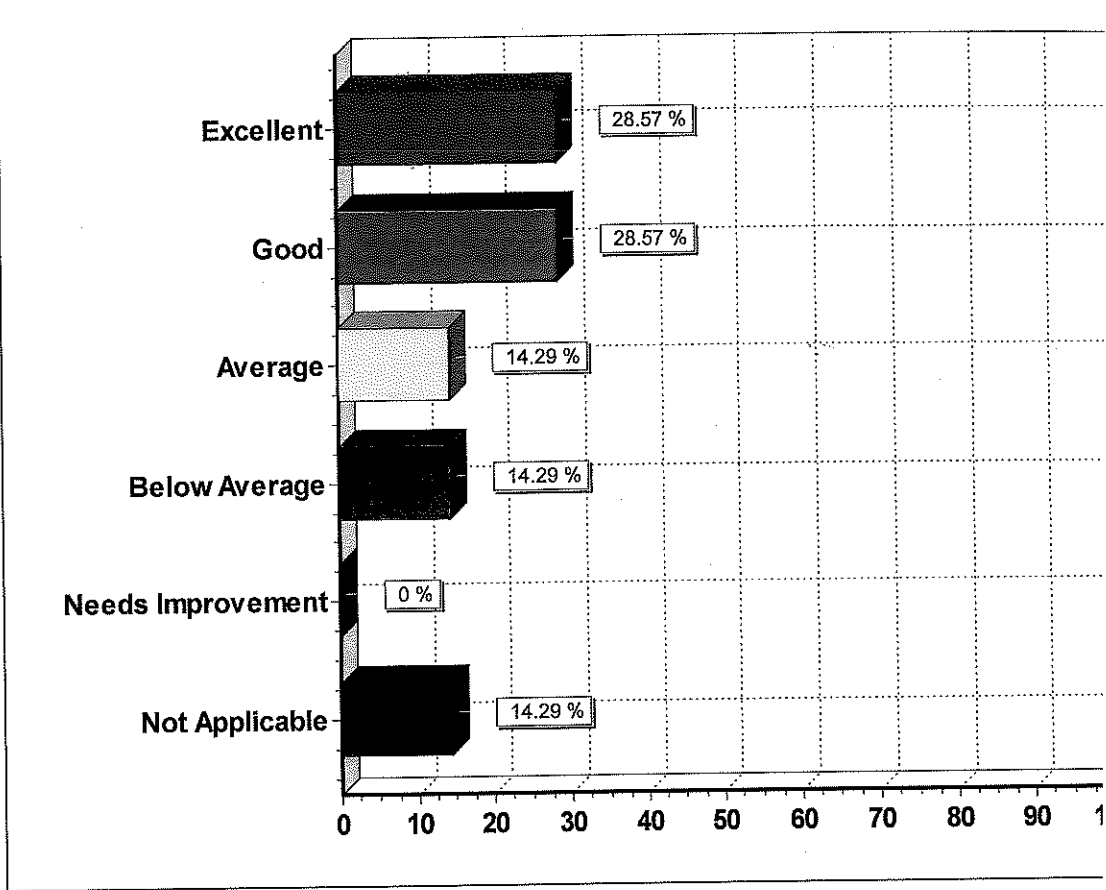
9. Your preparation in history.



9. Your preparation in history.

Response (n = 7)	Frequency	Percent
Excellent	2	28.6%
Good	3	42.9%
Average	0	0.0%
Below Average	0	0.0%
Needs Improvement	0	0.0%
Not Applicable	2	28.6%

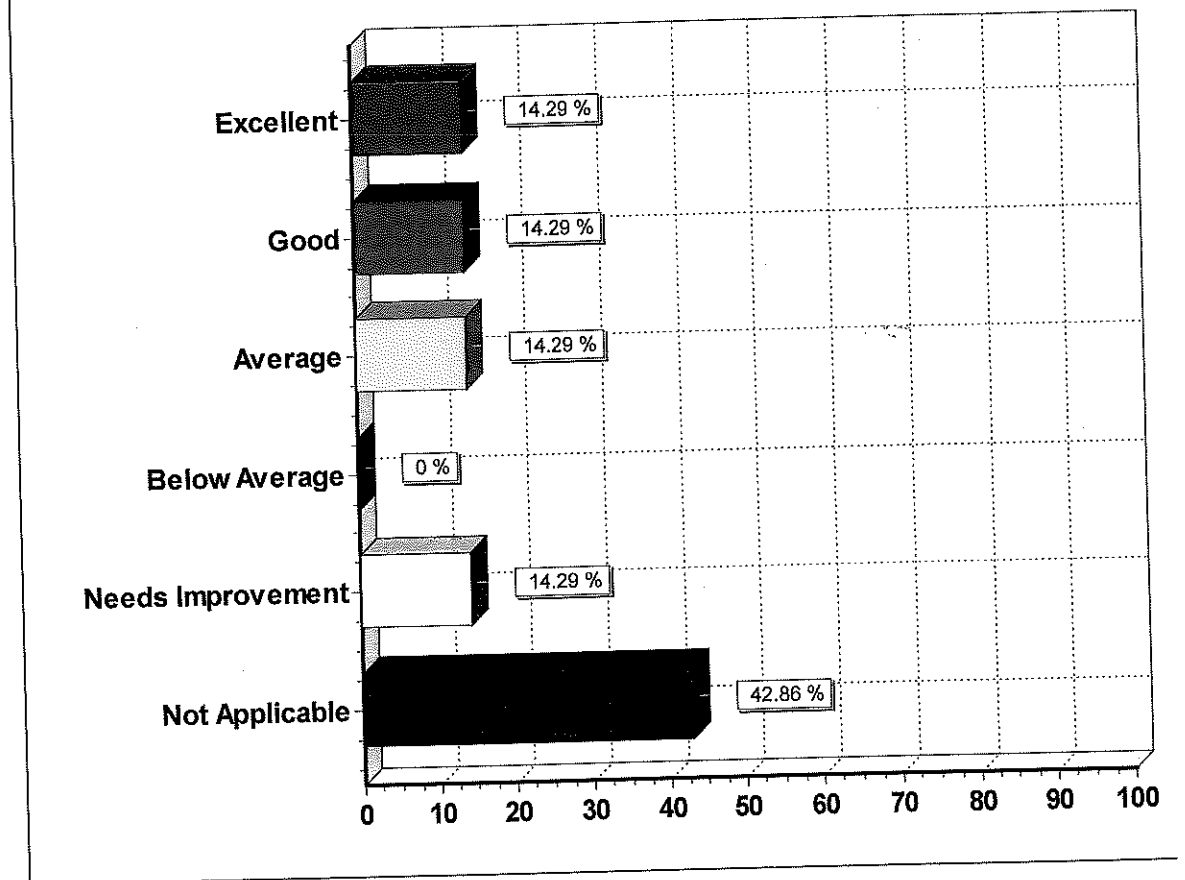
10. Your preparation in technology.



10. Your preparation in technology.

Response (n = 7)	Frequency	Percent
Excellent	2	28.6%
Good	2	28.6%
Average	1	14.3%
Below Average	1	14.3%
Needs Improvement	0	0.0%
Not Applicable	1	14.3%

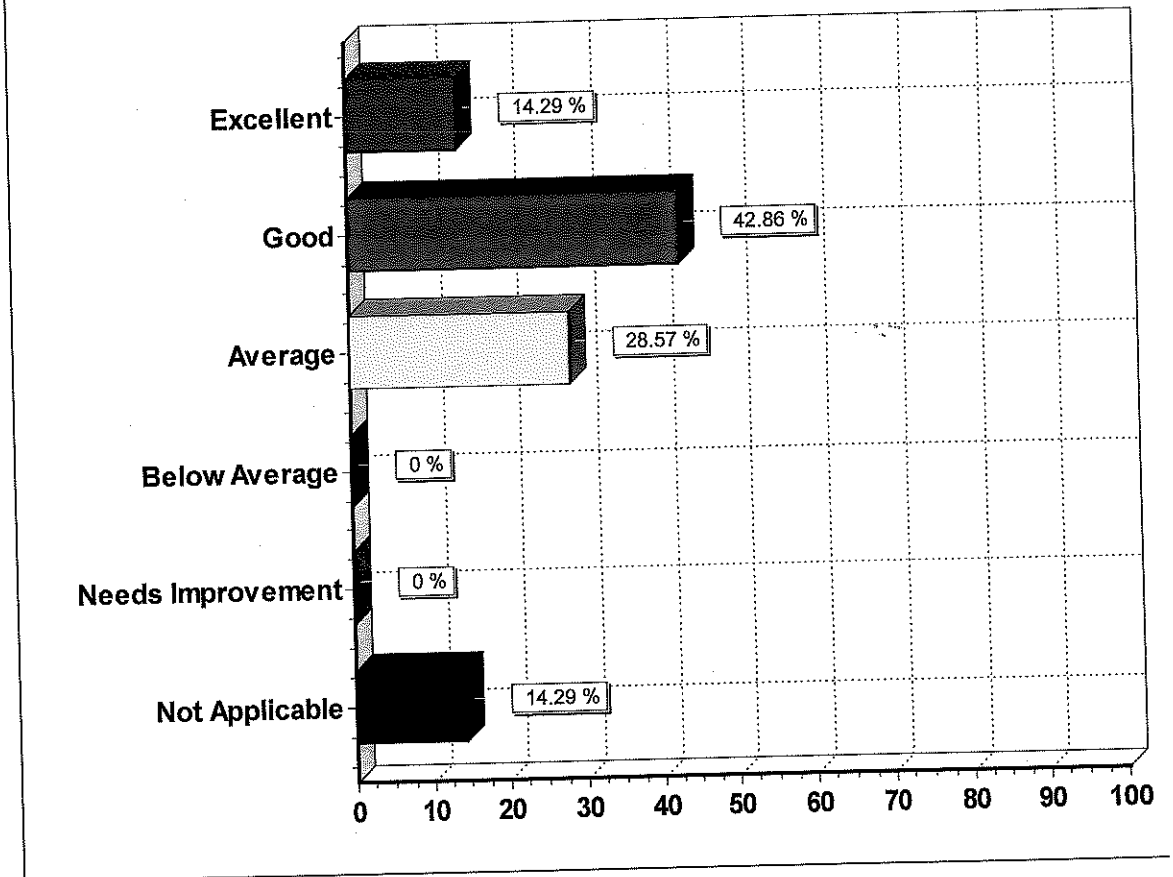
11. How well did high school prepare you to enter the workforce?



11. How well did high school prepare you to enter the workforce?

Response (n = 7)	Frequency	Percent
Excellent	1	14.3%
Good	1	14.3%
Average	1	14.3%
Below Average	0	0.0%
Needs Improvement	1	14.3%
Not Applicable	3	42.9%

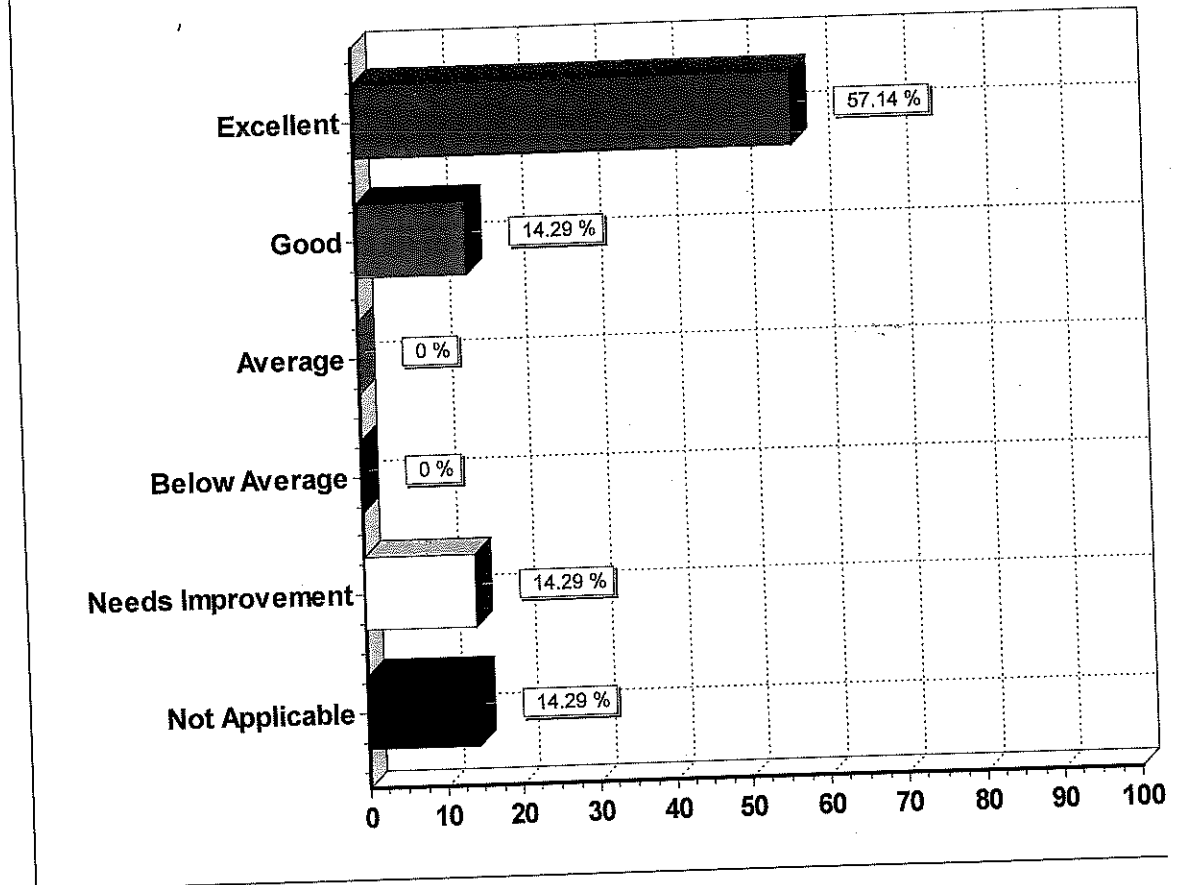
12. How well did high school prepare you to continue your education?



12. How well did high school prepare you to continue your education?

Response (n = 7)	Frequency	Percent
Excellent	1	14.3%
Good	3	42.9%
Average	2	28.6%
Below Average	0	0.0%
Needs Improvement	0	0.0%
Not Applicable	1	14.3%

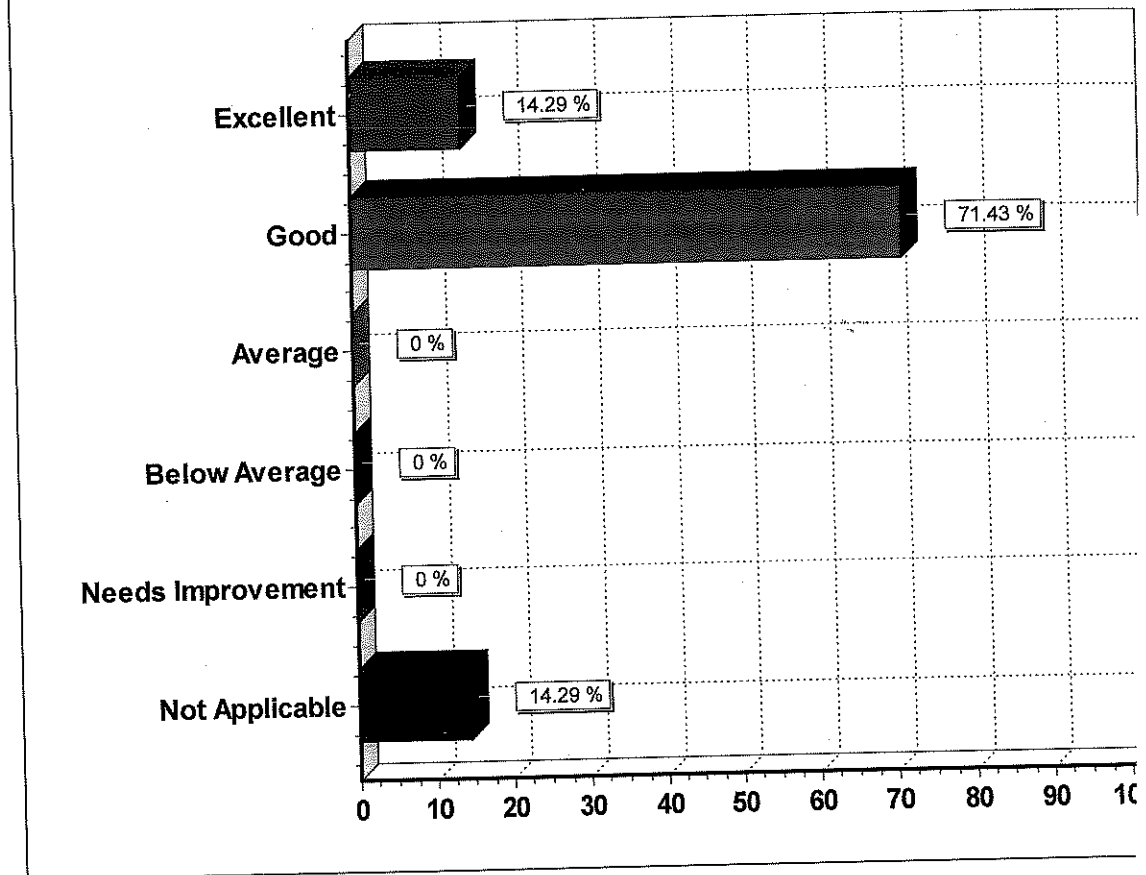
13. How would you rate the school in providing a safe learning environment?



13. How would you rate the school in providing a safe learning environment?

Response (n = 7)	Frequency	Percent
Excellent	4	57.1%
Good	1	14.3%
Average	0	0.0%
Below Average	0	0.0%
Needs Improvement	1	14.3%
Not Applicable	1	14.3%

14. How well did school provide a drug-free environment?



14. How well did school provide a drug-free environment?

Response (n = 7)	Frequency	Percent
Excellent	1	14.3%
Good	5	71.4%
Average	0	0.0%
Below Average	0	0.0%
Needs Improvement	0	0.0%
Not Applicable	1	14.3%

Lyons-Decatur Northeast High School

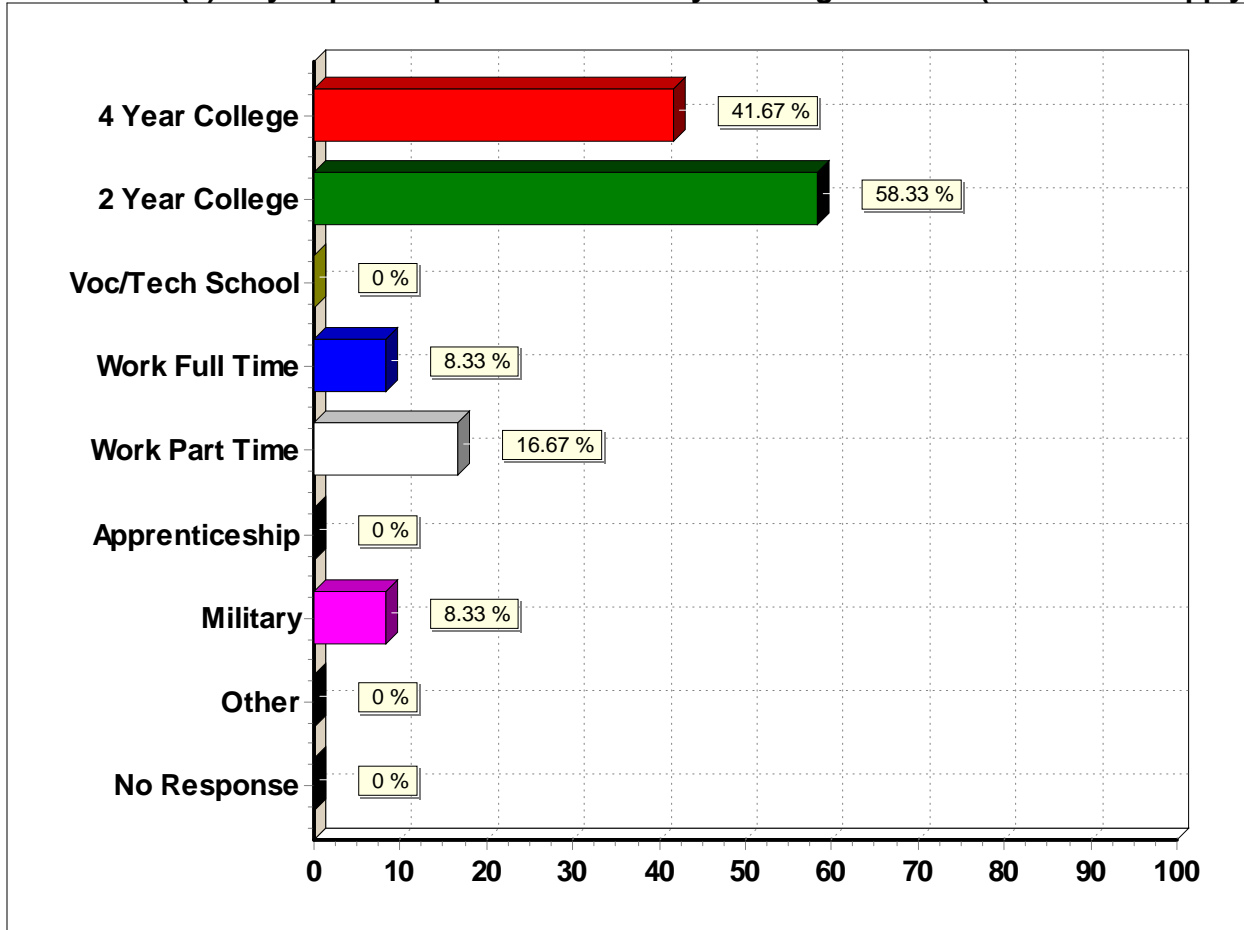


Senior Exit Survey Class of 2020

Prepared by:

LifeTrack Services, Inc.
1271 Port Drive, Clarkston, WA 99403
1-800-738-6466

1. What area(s) do you plan to pursue immediately after high school? (Mark all that apply)

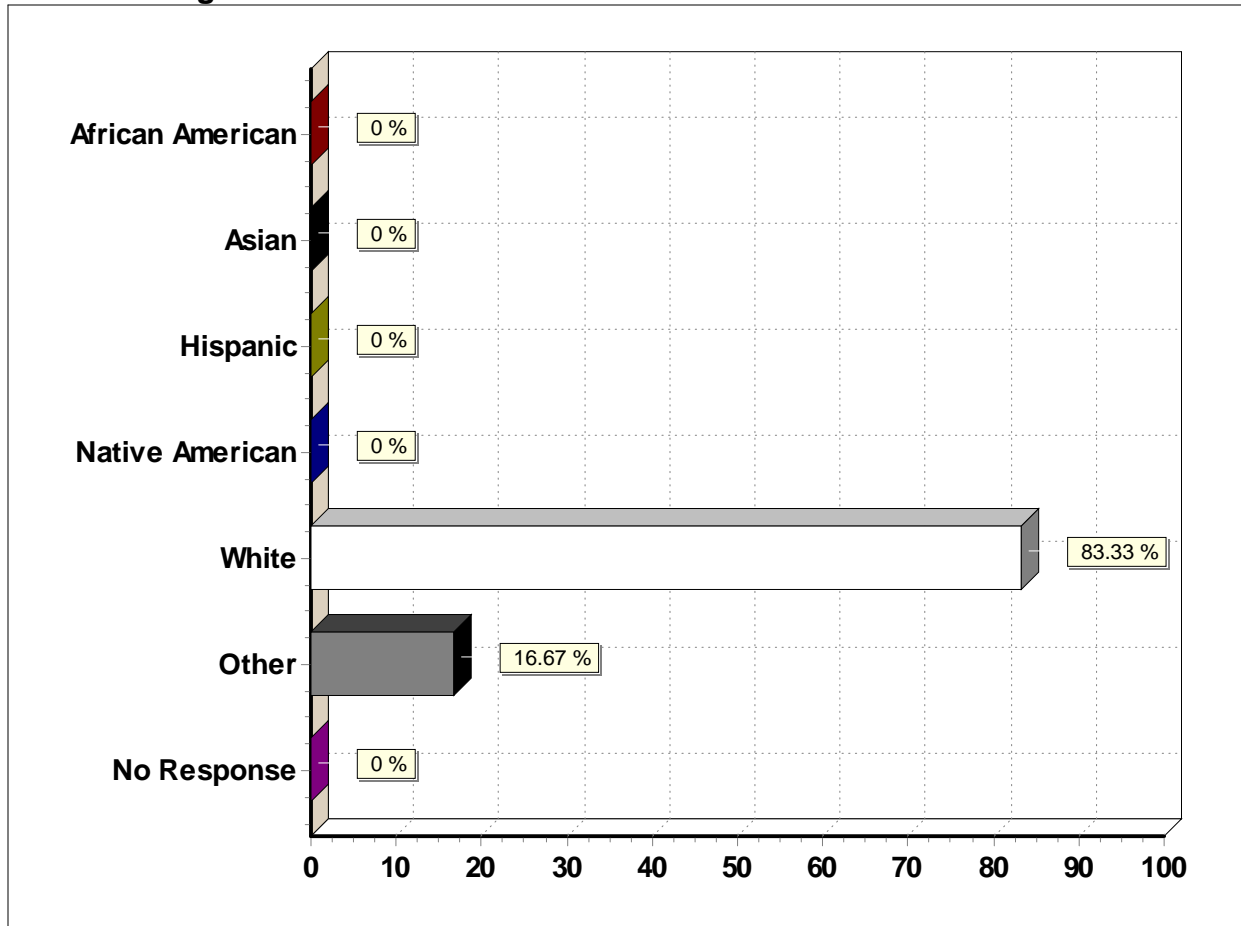


1. What area(s) do you plan to pursue immediately after high school? (Mark all that apply)

Response (n = 12)	Frequency	Percent
4 Year College	5	41.7%
2 Year College	7	58.3%
Voc/Tech School	0	0.0%
Work Full Time	1	8.3%
Work Part Time	2	16.7%
Apprenticeship	0	0.0%
Military	1	8.3%
Other	0	0.0%
No Response	0	0.0%

*** Percentage may exceed 100% as seniors can mark multiple responses.

2. Ethnic Origin:



2. Ethnic Origin:

Response (n = 12)	Frequency	Percent
African American	0	0.0%
Asian	0	0.0%
Hispanic	0	0.0%
Native American	0	0.0%
White	10	83.3%
Other	2	16.7%
No Response	0	0.0%

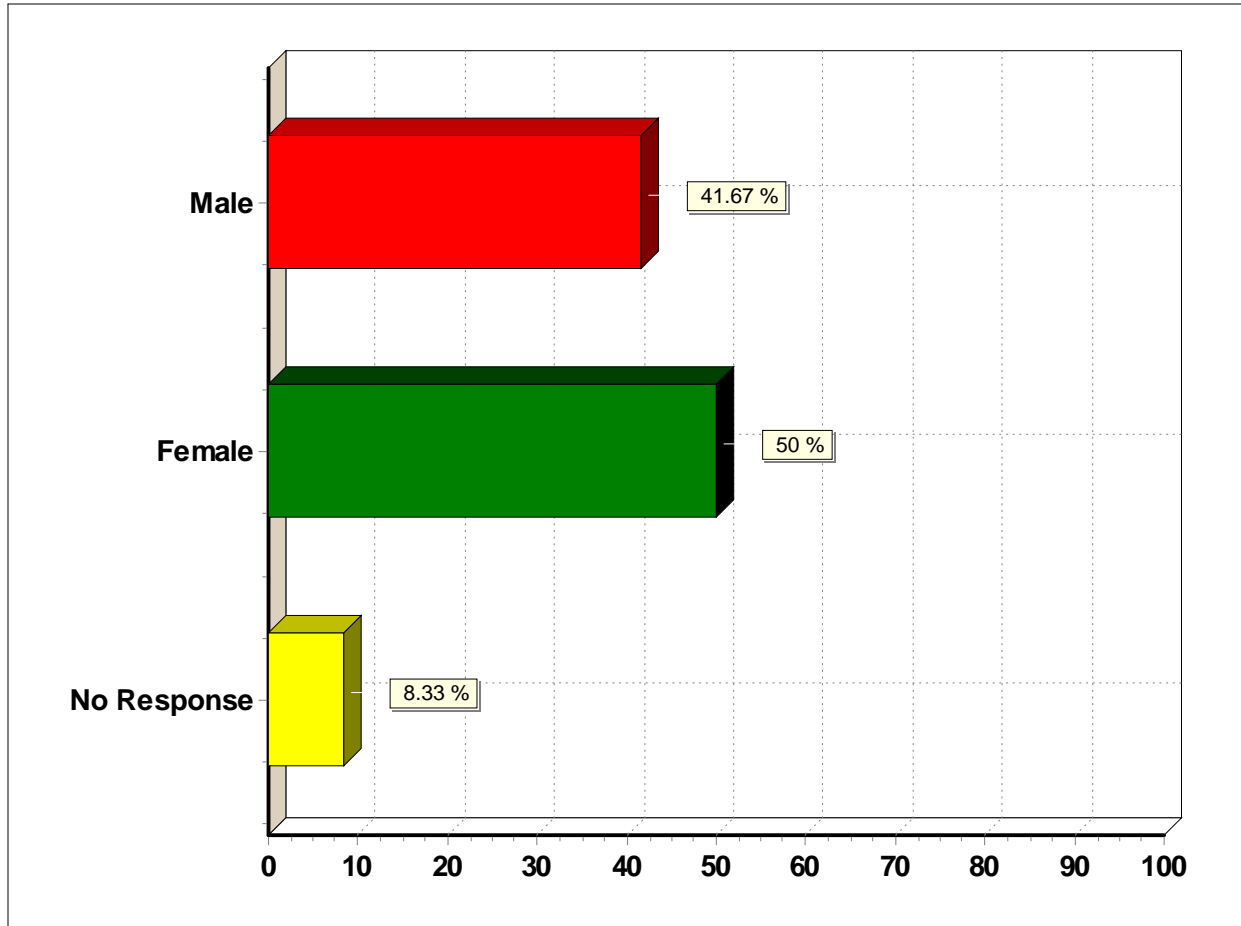
Data disaggregated into cross tabulations by Ethnic Origin and Gender

Frequency Row Percent		2. Ethnic Origin:						Total (Row)
		African American	Asian	Hispanic	Native American	White	Other	
3. Gender:	Male	0 0.0%	0 0.0%	0 0.0%	0 0.0%	4 80.0%	1 20.0%	5 100.0%
	Female	0 0.0%	0 0.0%	0 0.0%	0 0.0%	5 83.3%	1 16.7%	6 100.0%
	Total (Column)	0 -	0 -	0 -	0 -	9 -	2 -	11 -
	Count (n)	11						

Frequency Row Percent		3. Gender:		
		Male	Female	Total (Row)
2. Ethnic Origin:	African American	0 0.0%	0 0.0%	0 0.0%
	Asian	0 0.0%	0 0.0%	0 0.0%
	Hispanic	0 0.0%	0 0.0%	0 0.0%
	Native American	0 0.0%	0 0.0%	0 0.0%
	White	4 44.4%	5 55.6%	9 100.0%
	Other	1 50.0%	1 50.0%	2 100.0%
	Total (Column)	5 -	6 -	11 -
	Count (n)	11		

"No Response" answers are not available for cross tabulations, therefore percentages may vary between tables.

3. Gender:



3. Gender:

Response (n = 12)	Frequency	Percent
Male	5	41.7%
Female	6	50.0%
No Response	1	8.3%

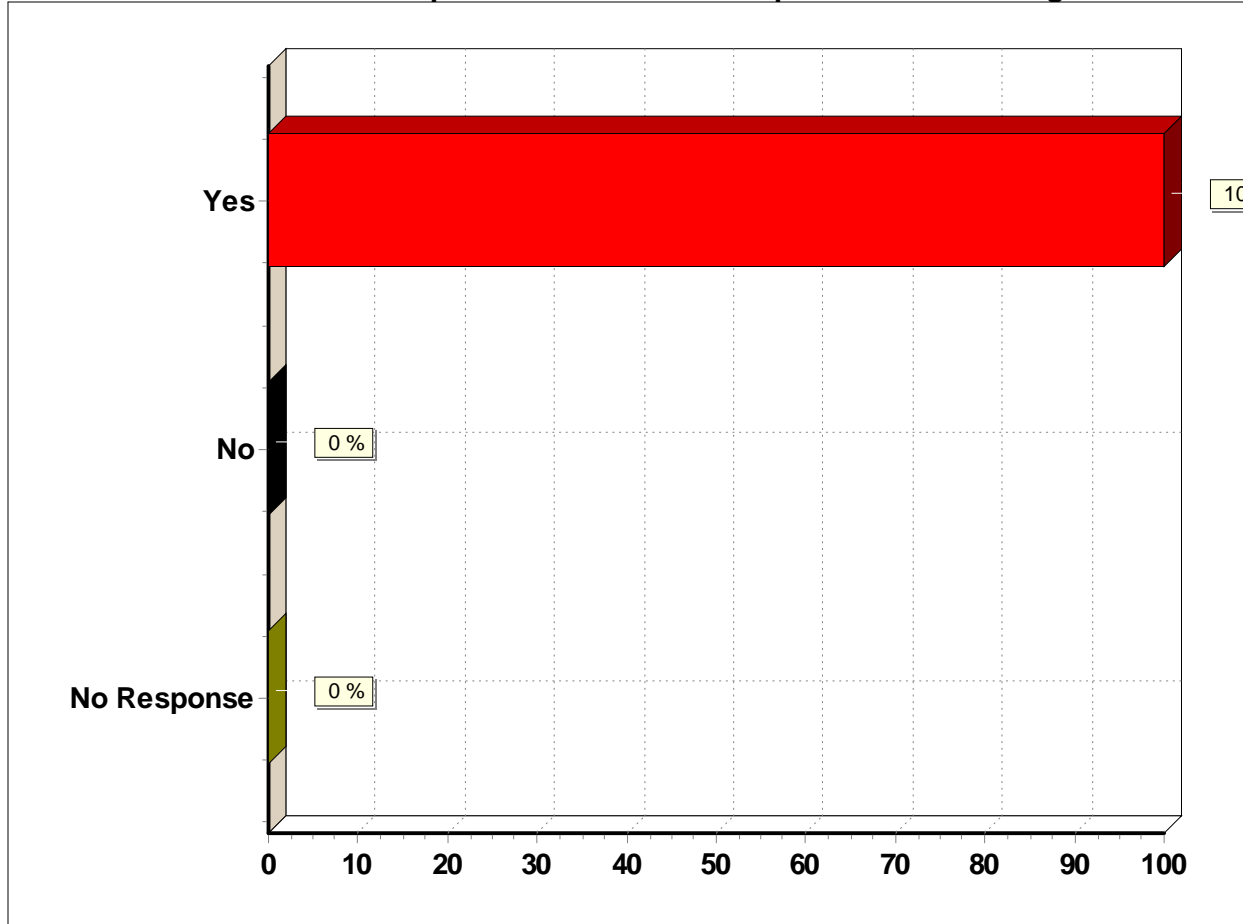
Data disaggregated into cross tabulations by Ethnic Origin and Gender

Frequency Row Percent		2. Ethnic Origin:						
		African American	Asian	Hispanic	Native American	White	Other	Total (Row)
3. Gender:	Male	0 0.0%	0 0.0%	0 0.0%	0 0.0%	4 80.0%	1 20.0%	5 100.0%
	Female	0 0.0%	0 0.0%	0 0.0%	0 0.0%	5 83.3%	1 16.7%	6 100.0%
	Total (Column)	0 -	0 -	0 -	0 -	9 -	2 -	11 -
	Count (n)	11						

Frequency Row Percent		3. Gender:		
		Male	Female	Total (Row)
2. Ethnic Origin:	African American	0 0.0%	0 0.0%	0 0.0%
	Asian	0 0.0%	0 0.0%	0 0.0%
	Hispanic	0 0.0%	0 0.0%	0 0.0%
	Native American	0 0.0%	0 0.0%	0 0.0%
	White	4 44.4%	5 55.6%	9 100.0%
	Other	1 50.0%	1 50.0%	2 100.0%
	Total (Column)	5 -	6 -	11 -
	Count (n)	11		

"No Response" answers are not available for cross tabulations, therefore percentages may vary between tables.

4. Were school counselors helpful in the selection of a path to follow after graduation?



4. Were school counselors helpful in the selection of a path to follow after graduation?

Response (n = 12)	Frequency	Percent
Yes	12	100.0%
No	0	0.0%
No Response	0	0.0%

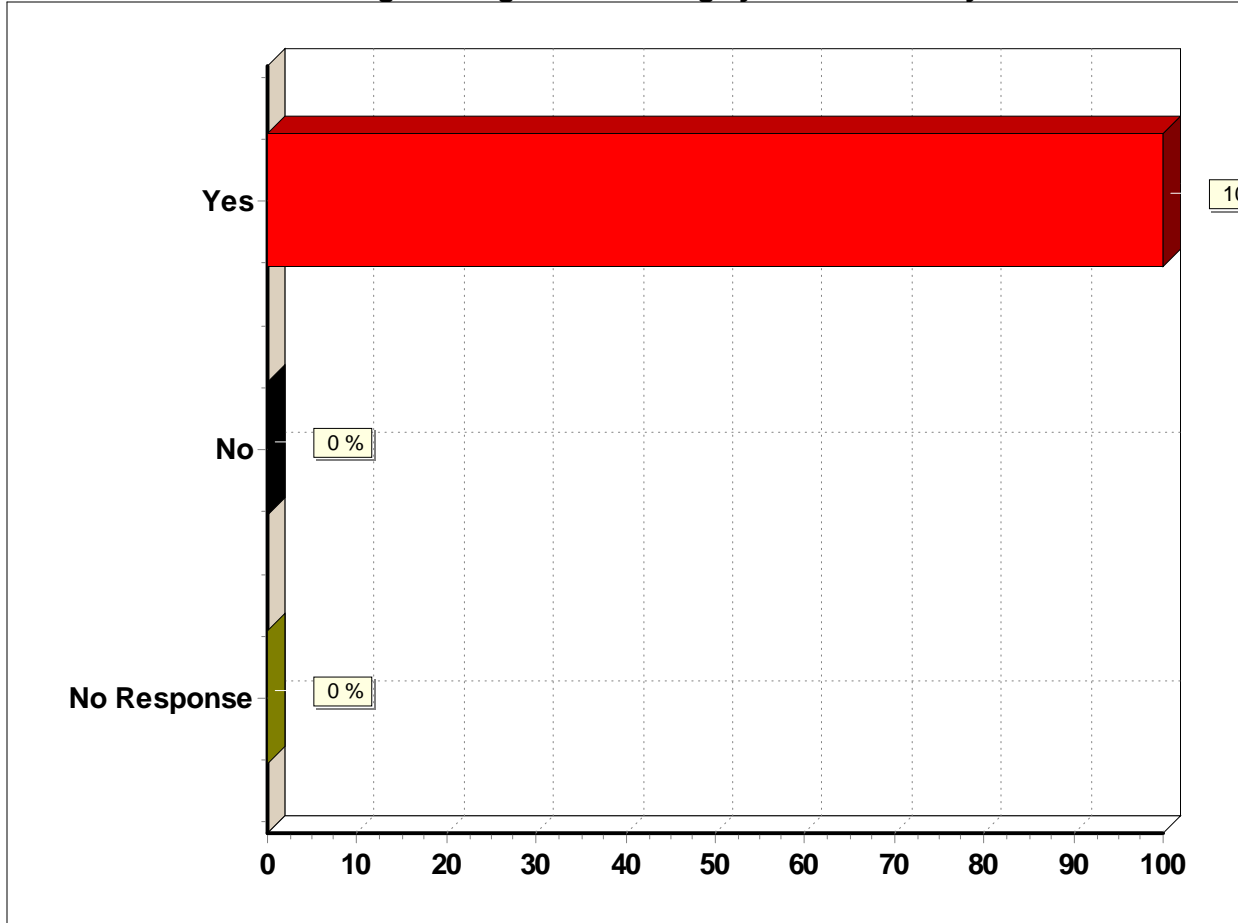
Question 4 disaggregated into cross tabulations by Ethnic Origin and Gender

Frequency Row Percent		4. Were school counselors helpful in the selection of a path to follow after graduation?		
		Yes	No	Total (Row)
2. Ethnic Origin:	African American	0 0.0%	0 0.0%	0 0.0%
	Asian	0 0.0%	0 0.0%	0 0.0%
	Hispanic	0 0.0%	0 0.0%	0 0.0%
	Native American	0 0.0%	0 0.0%	0 0.0%
	White	10 100.0%	0 0.0%	10 100.0%
	Other	2 100.0%	0 0.0%	2 100.0%
	Total (Column)	12 -	0 -	12 -
	Count (n)	12		

Frequency Row Percent		4. Were school counselors helpful in the selection of a path to follow after graduation?		
		Yes	No	Total (Row)
3. Gender:	Male	5 100.0%	0 0.0%	5 100.0%
	Female	6 100.0%	0 0.0%	6 100.0%
	Total (Column)	11 -	0 -	11 -
	Count (n)	11		

"No Response" answers are not available for cross tabulations, therefore percentages may vary between tables.

5. Did school make learning exciting and encourage you to continue your education?



5. Did school make learning exciting and encourage you to continue your education?

Response (n = 12)	Frequency	Percent
Yes	12	100.0%
No	0	0.0%
No Response	0	0.0%

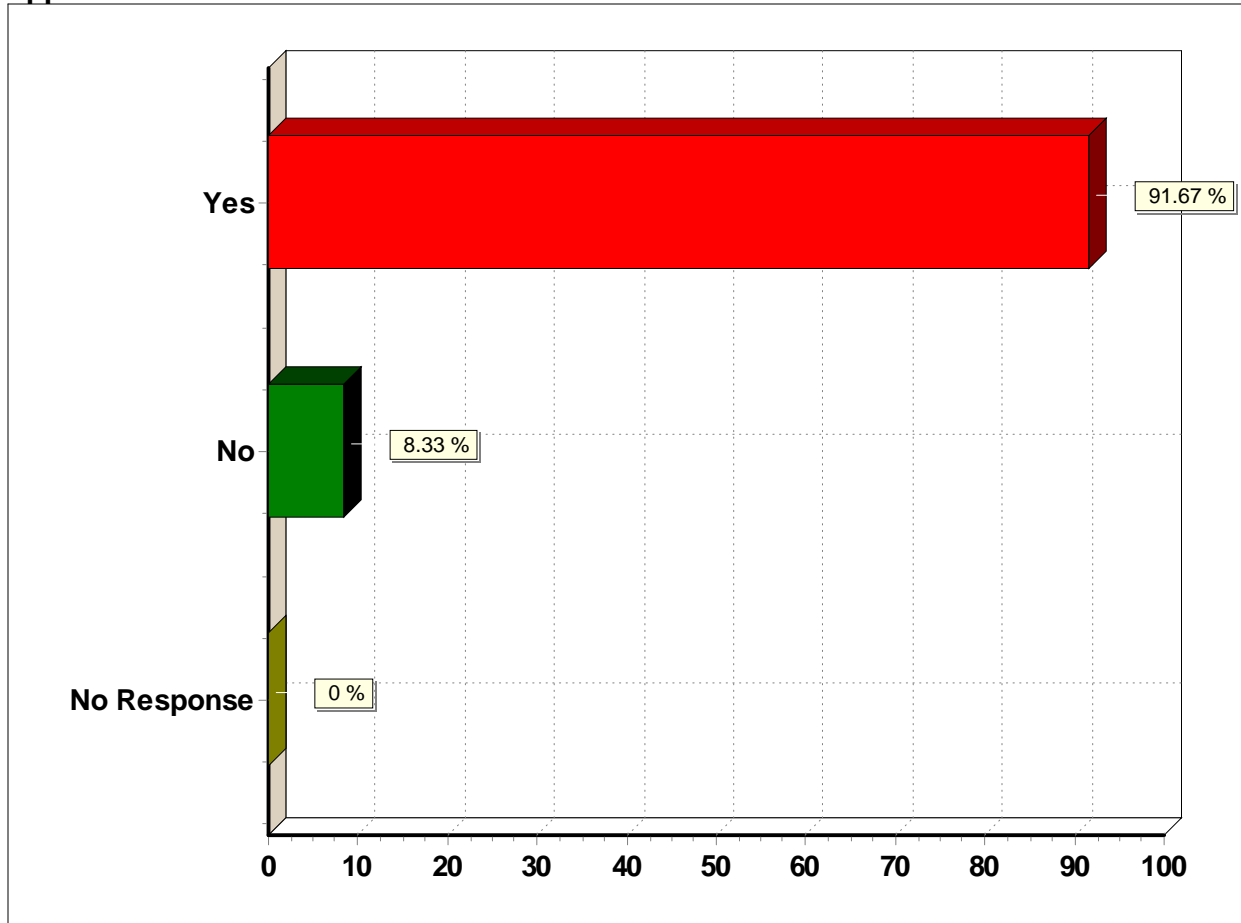
Question 5 disaggregated into cross tabulations by Ethnic Origin and Gender

Frequency Row Percent		5. Did school make learning exciting and encourage you to continue your education?		
		Yes	No	Total (Row)
2. Ethnic Origin:	African American	0 0.0%	0 0.0%	0 0.0%
	Asian	0 0.0%	0 0.0%	0 0.0%
	Hispanic	0 0.0%	0 0.0%	0 0.0%
	Native American	0 0.0%	0 0.0%	0 0.0%
	White	10 100.0%	0 0.0%	10 100.0%
	Other	2 100.0%	0 0.0%	2 100.0%
	Total (Column)	12 -	0 -	12 -
	Count (n)	12		

Frequency Row Percent		5. Did school make learning exciting and encourage you to continue your education?		
		Yes	No	Total (Row)
3. Gender:	Male	5 100.0%	0 0.0%	5 100.0%
	Female	6 100.0%	0 0.0%	6 100.0%
	Total (Column)	11 -	0 -	11 -
	Count (n)	11		

"No Response" answers are not available for cross tabulations, therefore percentages may vary between tables.

6. Were enough elective classes offered for you to explore different career opportunities?



6. Were enough elective classes offered for you to explore different career opportunities?

Response (n = 12)	Frequency	Percent
Yes	11	91.7%
No	1	8.3%
No Response	0	0.0%

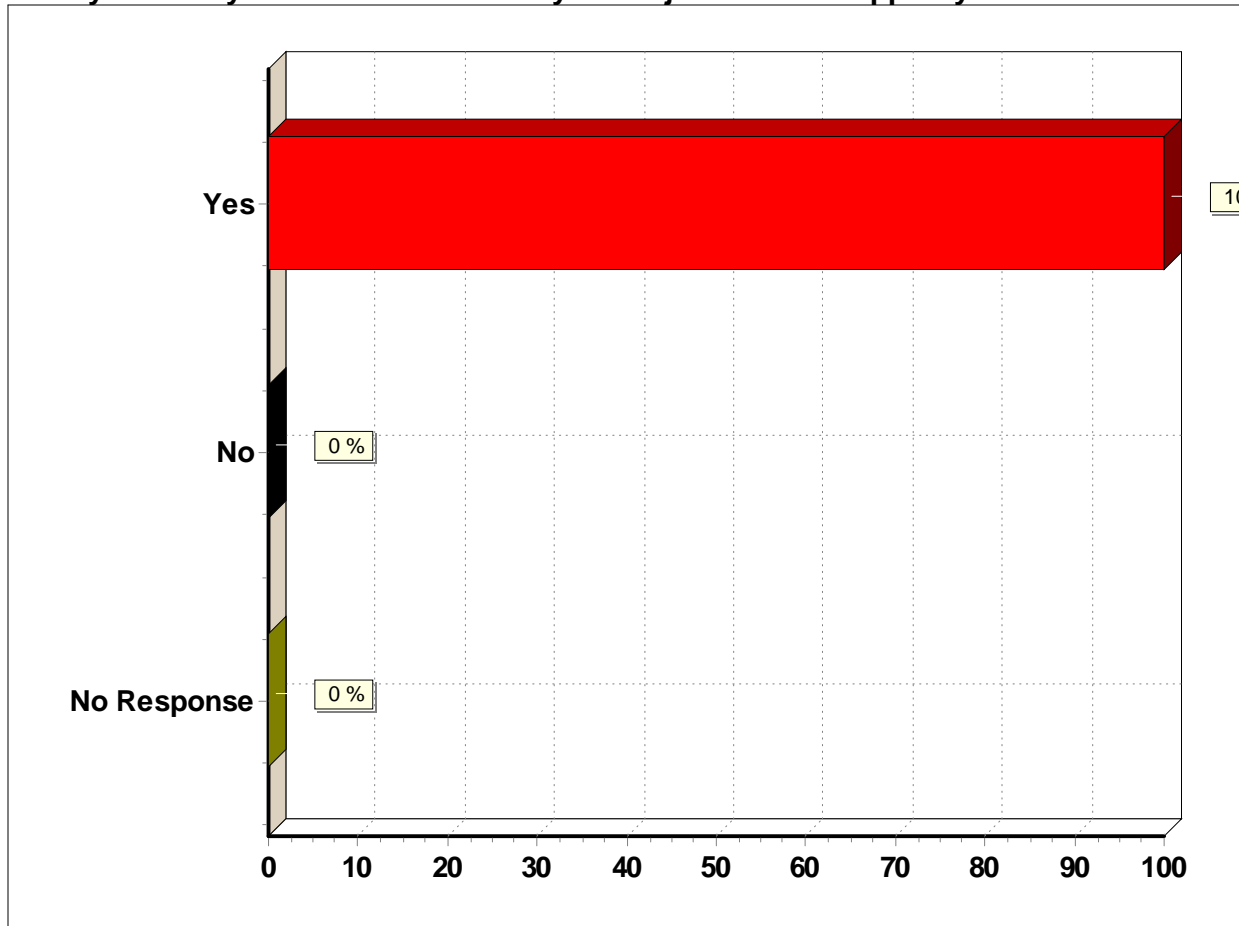
Question 6 disaggregated into cross tabulations by Ethnic Origin and Gender

Frequency Row Percent		6. Were enough elective classes offered for you to explore different career opportunities?		
		Yes	No	Total (Row)
2. Ethnic Origin:	African American	0 0.0%	0 0.0%	0 0.0%
	Asian	0 0.0%	0 0.0%	0 0.0%
	Hispanic	0 0.0%	0 0.0%	0 0.0%
	Native American	0 0.0%	0 0.0%	0 0.0%
	White	9 90.0%	1 10.0%	10 100.0%
	Other	2 100.0%	0 0.0%	2 100.0%
	Total (Column)	11 -	1 -	12 -
	Count (n)	12		

Frequency Row Percent		6. Were enough elective classes offered for you to explore different career opportunities?		
		Yes	No	Total (Row)
3. Gender:	Male	5 100.0%	0 0.0%	5 100.0%
	Female	5 83.3%	1 16.7%	6 100.0%
	Total (Column)	10 -	1 -	11 -
	Count (n)	11		

"No Response" answers are not available for cross tabulations, therefore percentages may vary between tables.

7. Do you think you will be able to easily find a job that can support you?



7. Do you think you will be able to easily find a job that can support you?

Response (n = 12)	Frequency	Percent
Yes	12	100.0%
No	0	0.0%
No Response	0	0.0%

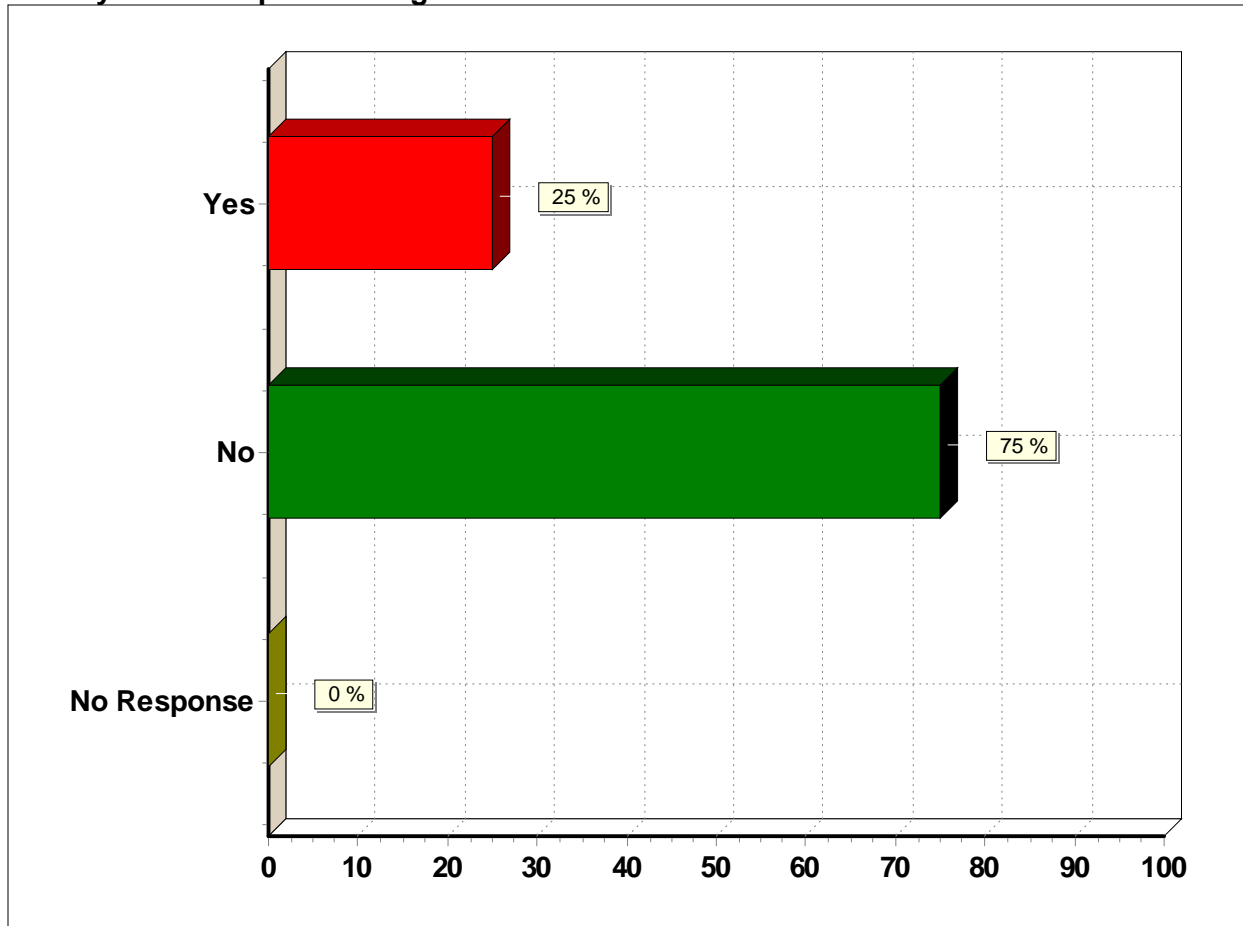
Question 7 disaggregated into cross tabulations by Ethnic Origin and Gender

Frequency Row Percent		7. Do you think you will be able to easily find a job that can support you?		
		Yes	No	Total (Row)
2. Ethnic Origin:	African American	0 0.0%	0 0.0%	0 0.0%
	Asian	0 0.0%	0 0.0%	0 0.0%
	Hispanic	0 0.0%	0 0.0%	0 0.0%
	Native American	0 0.0%	0 0.0%	0 0.0%
	White	10 100.0%	0 0.0%	10 100.0%
	Other	2 100.0%	0 0.0%	2 100.0%
	Total (Column)	12 -	0 -	12 -
	Count (n)	12		

Frequency Row Percent		7. Do you think you will be able to easily find a job that can support you?		
		Yes	No	Total (Row)
3. Gender:	Male	5 100.0%	0 0.0%	5 100.0%
	Female	6 100.0%	0 0.0%	6 100.0%
	Total (Column)	11 -	0 -	11 -
	Count (n)	11		

"No Response" answers are not available for cross tabulations, therefore percentages may vary between tables.

8. Did you ever experience significant harassment from other students?



8. Did you ever experience significant harassment from other students?

Response (n = 12)	Frequency	Percent
Yes	3	25.0%
No	9	75.0%
No Response	0	0.0%

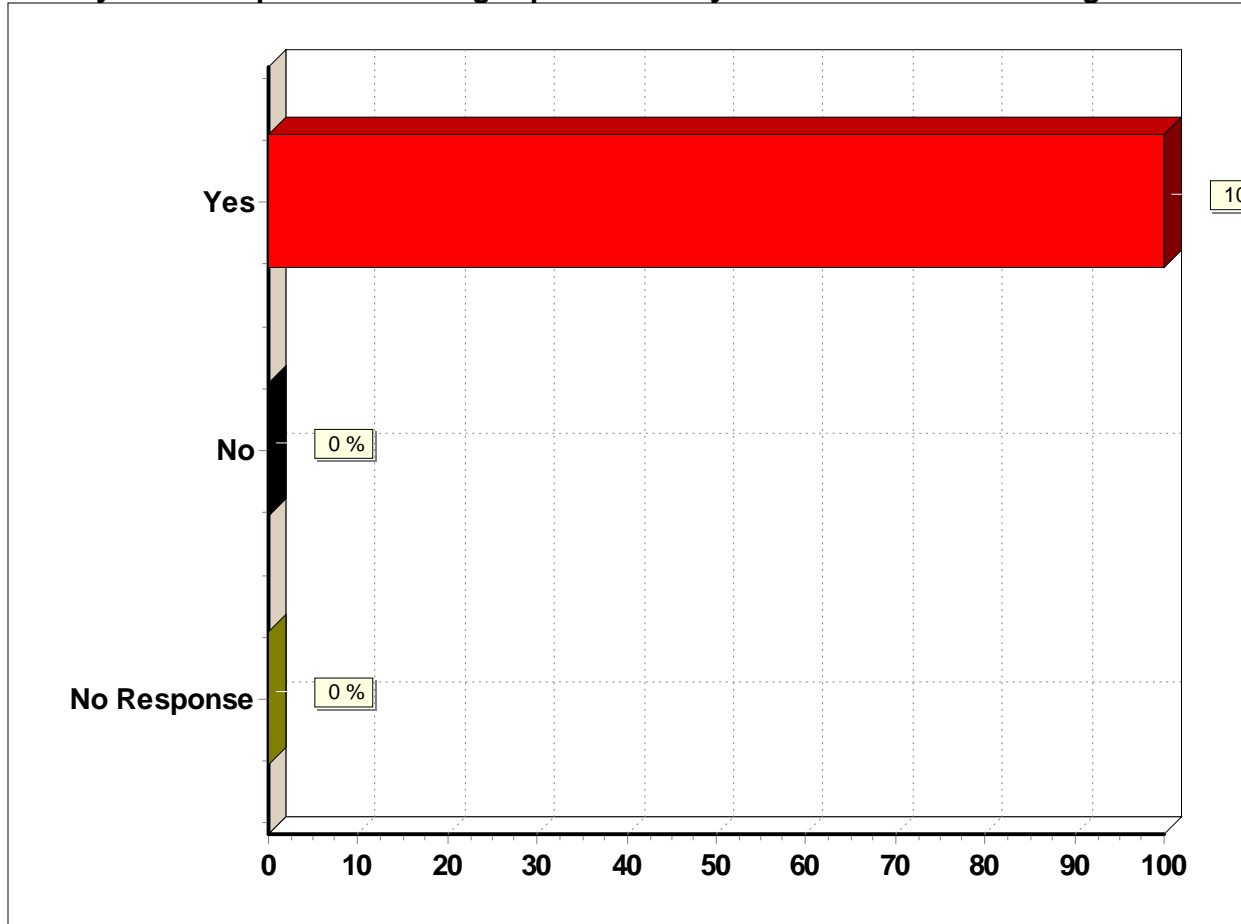
Question 8 disaggregated into cross tabulations by Ethnic Origin and Gender

Frequency Row Percent		8. Did you ever experience significant harassment from other students?		
		Yes	No	Total (Row)
2. Ethnic Origin:	African American	0 0.0%	0 0.0%	0 0.0%
	Asian	0 0.0%	0 0.0%	0 0.0%
	Hispanic	0 0.0%	0 0.0%	0 0.0%
	Native American	0 0.0%	0 0.0%	0 0.0%
	White	3 30.0%	7 70.0%	10 100.0%
	Other	0 0.0%	2 100.0%	2 100.0%
	Total (Column)	3	9	12
	Count (n)	12	-	-

Frequency Row Percent		8. Did you ever experience significant harassment from other students?		
		Yes	No	Total (Row)
3. Gender:	Male	1 20.0%	4 80.0%	5 100.0%
	Female	2 33.3%	4 66.7%	6 100.0%
	Total (Column)	3	8	11
	Count (n)	11	-	-

"No Response" answers are not available for cross tabulations, therefore percentages may vary between tables.

9. Did you have a positive learning experience at Lyons-Decatur Northeast High School?



9. Did you have a positive learning experience at Lyons-Decatur Northeast High School?

Response (n = 12)	Frequency	Percent
Yes	12	100.0%
No	0	0.0%
No Response	0	0.0%

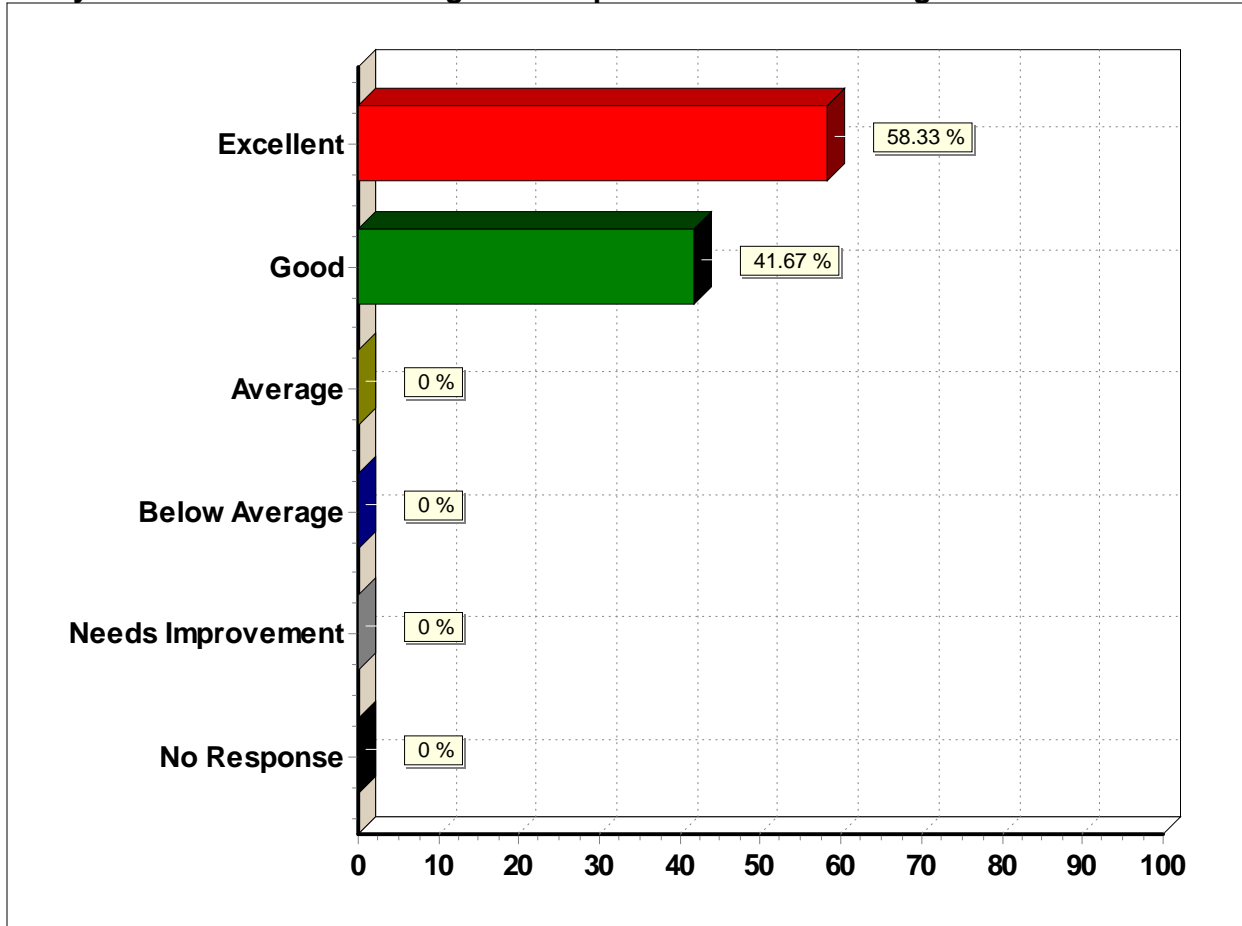
Question 9 disaggregated into cross tabulations by Ethnic Origin and Gender

Frequency Row Percent		9. Did you have a positive learning experience at Lyons-Decatur Northeast High School?		
		Yes	No	Total (Row)
2. Ethnic Origin:	African American	0 0.0%	0 0.0%	0 0.0%
	Asian	0 0.0%	0 0.0%	0 0.0%
	Hispanic	0 0.0%	0 0.0%	0 0.0%
	Native American	0 0.0%	0 0.0%	0 0.0%
	White	10 100.0%	0 0.0%	10 100.0%
	Other	2 100.0%	0 0.0%	2 100.0%
	Total (Column)	12 -	0 -	12 -
	Count (n)	12		

Frequency Row Percent		9. Did you have a positive learning experience at Lyons-Decatur Northeast High School?		
		Yes	No	Total (Row)
3. Gender:	Male	5 100.0%	0 0.0%	5 100.0%
	Female	6 100.0%	0 0.0%	6 100.0%
	Total (Column)	11 -	0 -	11 -
	Count (n)	11		

"No Response" answers are not available for cross tabulations, therefore percentages may vary between tables.

10. Lyons-Decatur Northeast High School provided a safe learning environment.



10. Lyons-Decatur Northeast High School provided a safe learning environment.

Response (n = 12)	Frequency	Percent
Excellent	7	58.3%
Good	5	41.7%
Average	0	0.0%
Below Average	0	0.0%
Needs Improvement	0	0.0%
No Response	0	0.0%

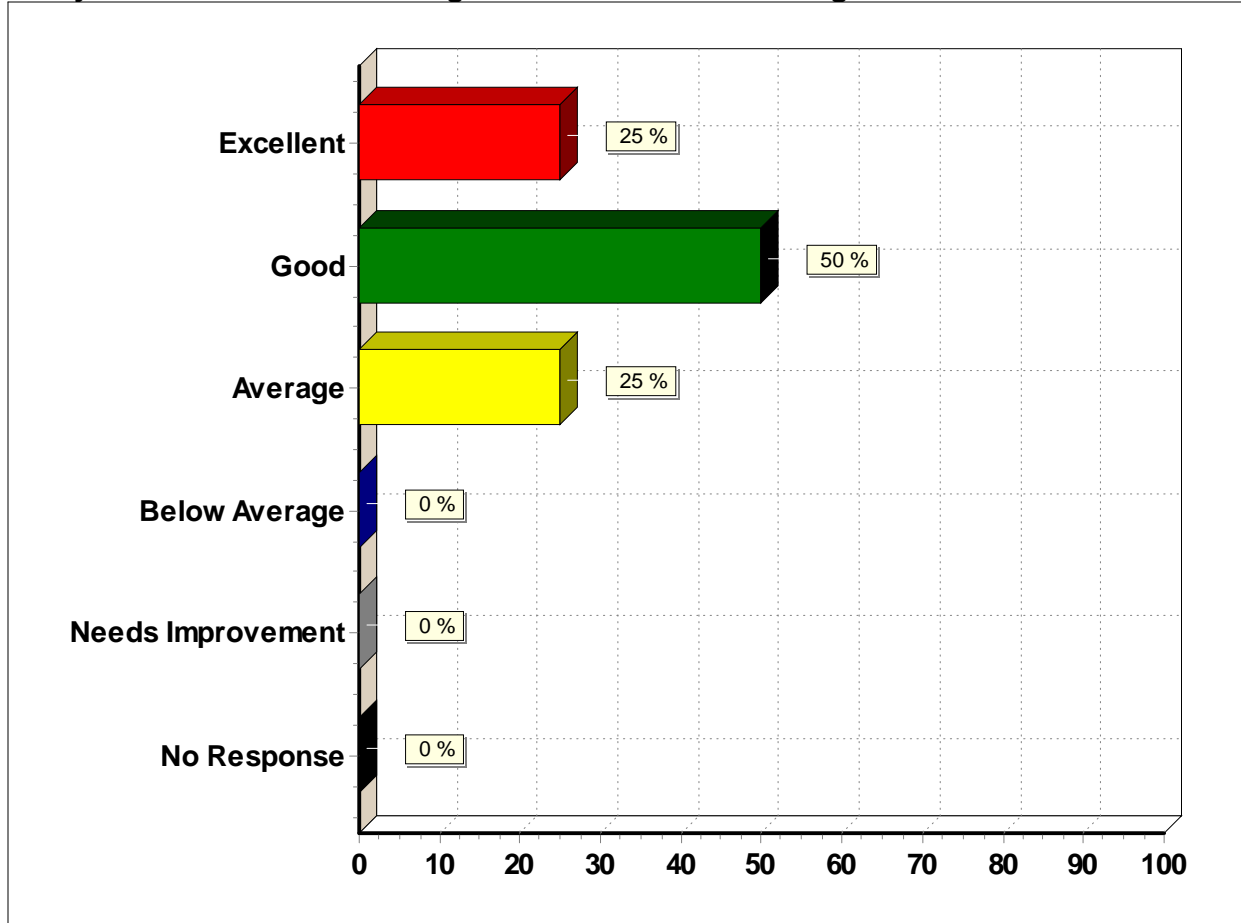
Question 10 disaggregated into cross tabulations by Ethnic Origin and Gender

Frequency Row Percent		10. Lyons-Decatur Northeast High School provided a safe learning environment.					
		Excellent	Good	Average	Below Average	Needs Improvement	Total (Row)
2. Ethnic Origin:	African American	0 0.0%	0 0.0%	0 0.0%	0 0.0%	0 0.0%	0 0.0%
	Asian	0 0.0%	0 0.0%	0 0.0%	0 0.0%	0 0.0%	0 0.0%
	Hispanic	0 0.0%	0 0.0%	0 0.0%	0 0.0%	0 0.0%	0 0.0%
	Native American	0 0.0%	0 0.0%	0 0.0%	0 0.0%	0 0.0%	0 0.0%
	White	6 60.0%	4 40.0%	0 0.0%	0 0.0%	0 0.0%	10 100.0%
	Other	1 50.0%	1 50.0%	0 0.0%	0 0.0%	0 0.0%	2 100.0%
	Total (Column)	7	5	0	0	0	12
	Count (n)	-	-	-	-	-	-

Frequency Row Percent		10. Lyons-Decatur Northeast High School provided a safe learning environment.					
		Excellent	Good	Average	Below Average	Needs Improvement	Total (Row)
3. Gender:	Male	4 80.0%	1 20.0%	0 0.0%	0 0.0%	0 0.0%	5 100.0%
	Female	2 33.3%	4 66.7%	0 0.0%	0 0.0%	0 0.0%	6 100.0%
	Total (Column)	6	5	0	0	0	11
	Count (n)	-	-	-	-	-	-

"No Response" answers are not available for cross tabulations, therefore percentages may vary between tables.

11. Lyons-Decatur Northeast High School maintained a drug-free environment.



11. Lyons-Decatur Northeast High School maintained a drug-free environment.

Response (n = 12)	Frequency	Percent
Excellent	3	25.0%
Good	6	50.0%
Average	3	25.0%
Below Average	0	0.0%
Needs Improvement	0	0.0%
No Response	0	0.0%

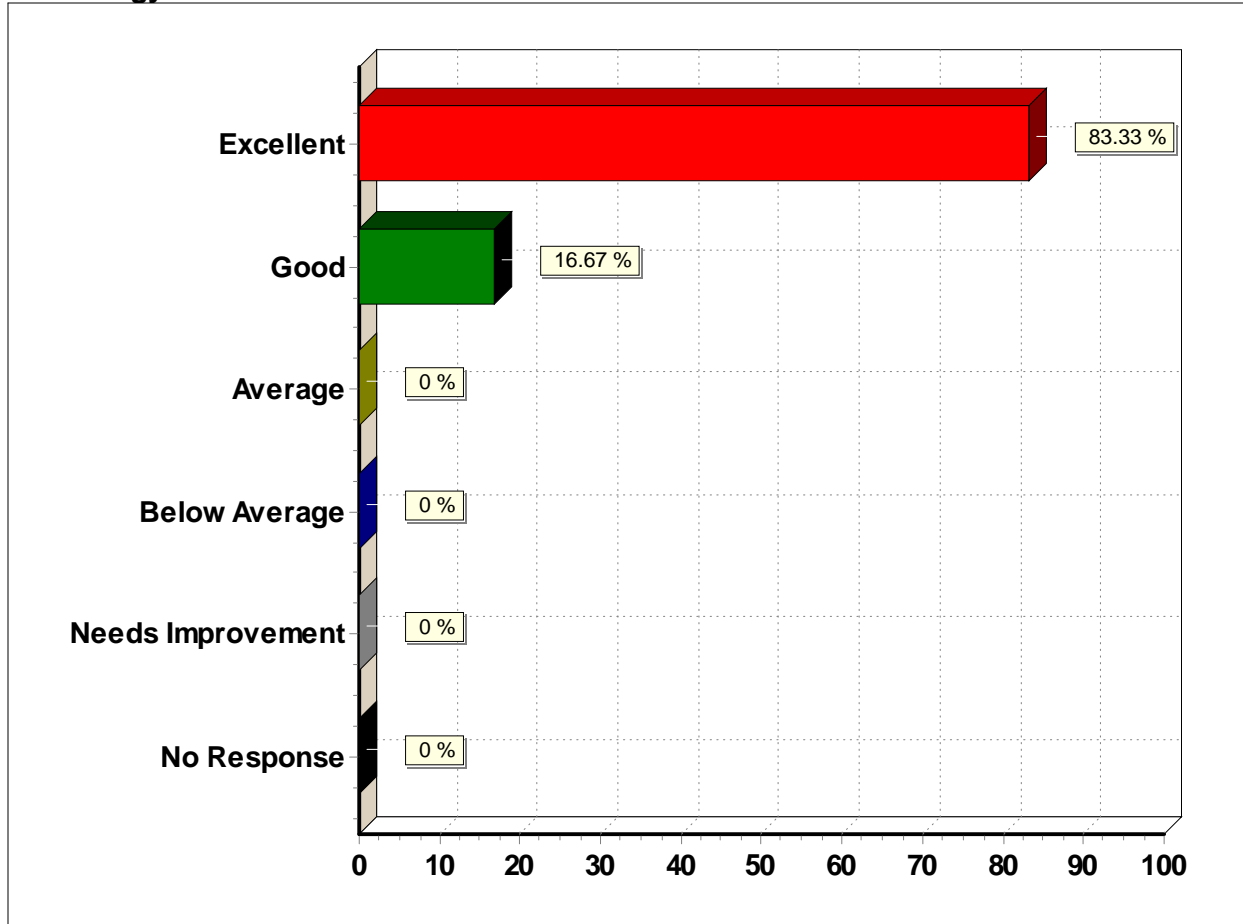
Question 11 disaggregated into cross tabulations by Ethnic Origin and Gender

Frequency Row Percent		11. Lyons-Decatur Northeast High School maintained a drug-free environment.					
		Excellent	Good	Average	Below Average	Needs Improvement	Total (Row)
2. Ethnic Origin:	African American	0 0.0%	0 0.0%	0 0.0%	0 0.0%	0 0.0%	0 0.0%
	Asian	0 0.0%	0 0.0%	0 0.0%	0 0.0%	0 0.0%	0 0.0%
	Hispanic	0 0.0%	0 0.0%	0 0.0%	0 0.0%	0 0.0%	0 0.0%
	Native American	0 0.0%	0 0.0%	0 0.0%	0 0.0%	0 0.0%	0 0.0%
	White	2 20.0%	6 60.0%	2 20.0%	0 0.0%	0 0.0%	10 100.0%
	Other	1 50.0%	0 0.0%	1 50.0%	0 0.0%	0 0.0%	2 100.0%
	Total (Column)	3	6	3	0	0	12
	Count (n)	12					

Frequency Row Percent		11. Lyons-Decatur Northeast High School maintained a drug-free environment.					
		Excellent	Good	Average	Below Average	Needs Improvement	Total (Row)
3. Gender:	Male	3 60.0%	2 40.0%	0 0.0%	0 0.0%	0 0.0%	5 100.0%
	Female	0 0.0%	3 50.0%	3 50.0%	0 0.0%	0 0.0%	6 100.0%
	Total (Column)	3	5	3	0	0	11
	Count (n)	11					

"No Response" answers are not available for cross tabulations, therefore percentages may vary between tables.

12. Lyons-Decatur Northeast High School provided a strong foundation in the use of technology.



12. Lyons-Decatur Northeast High School provided a strong foundation in the use of technology.

Response (n = 12)	Frequency	Percent
Excellent	10	83.3%
Good	2	16.7%
Average	0	0.0%
Below Average	0	0.0%
Needs Improvement	0	0.0%
No Response	0	0.0%

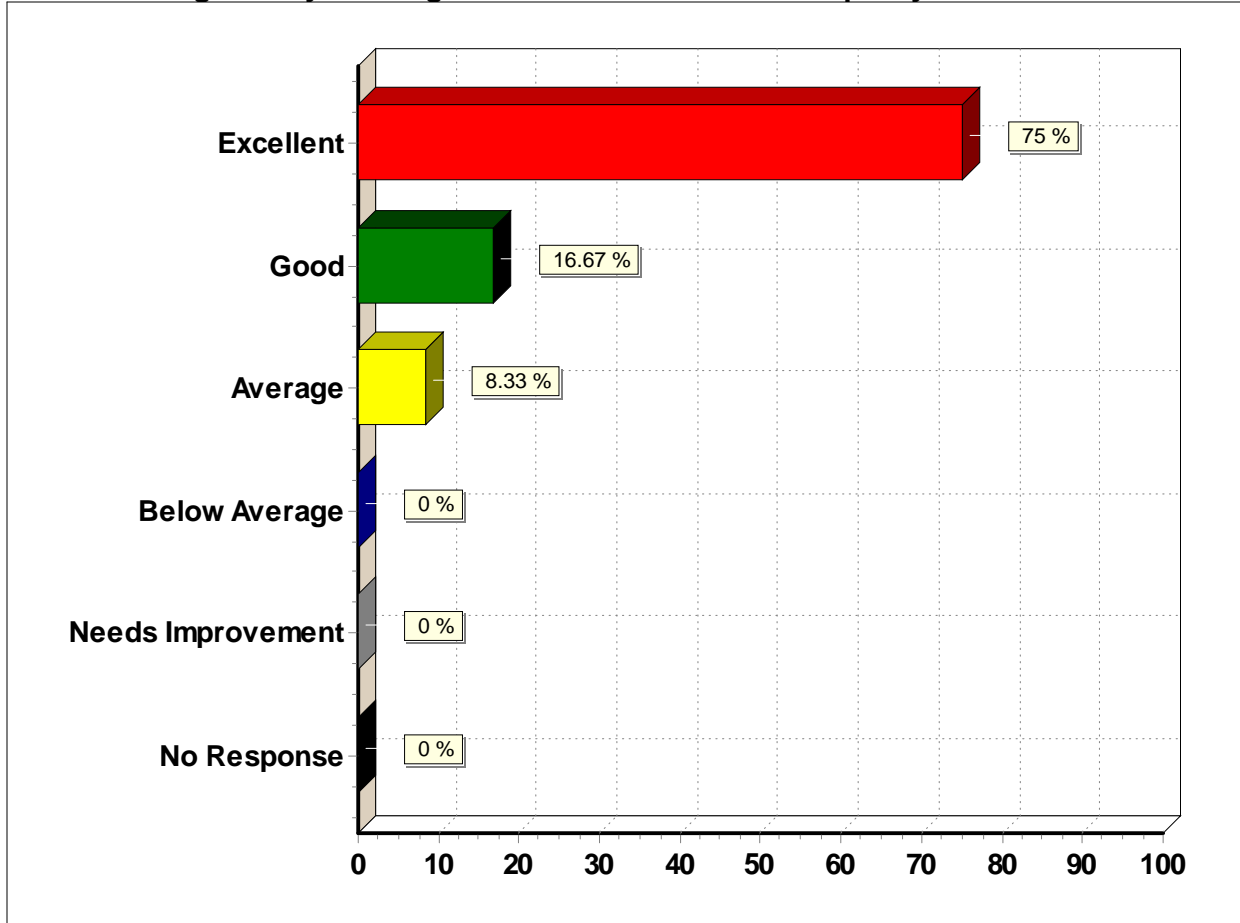
Question 12 disaggregated into cross tabulations by Ethnic Origin and Gender

Frequency Row Percent		12. Lyons-Decatur Northeast High School provided a strong foundation in the use of technology.					
		Excellent	Good	Average	Below Average	Needs Improvement	Total (Row)
2. Ethnic Origin:	African American	0 0.0%	0 0.0%	0 0.0%	0 0.0%	0 0.0%	0 0.0%
	Asian	0 0.0%	0 0.0%	0 0.0%	0 0.0%	0 0.0%	0 0.0%
	Hispanic	0 0.0%	0 0.0%	0 0.0%	0 0.0%	0 0.0%	0 0.0%
	Native American	0 0.0%	0 0.0%	0 0.0%	0 0.0%	0 0.0%	0 0.0%
	White	10 100.0%	0 0.0%	0 0.0%	0 0.0%	0 0.0%	10 100.0%
	Other	0 0.0%	2 100.0%	0 0.0%	0 0.0%	0 0.0%	2 100.0%
	Total (Column)	10	2	0	0	0	12
	Count (n)	12	-	-	-	-	-

Frequency Row Percent		12. Lyons-Decatur Northeast High School provided a strong foundation in the use of technology.					
		Excellent	Good	Average	Below Average	Needs Improvement	Total (Row)
3. Gender:	Male	4 80.0%	1 20.0%	0 0.0%	0 0.0%	0 0.0%	5 100.0%
	Female	5 83.3%	1 16.7%	0 0.0%	0 0.0%	0 0.0%	6 100.0%
	Total (Column)	9	2	0	0	0	11
	Count (n)	11	-	-	-	-	-

"No Response" answers are not available for cross tabulations, therefore percentages may vary between tables.

13. Teachers generally held high standards and demanded quality work.



13. Teachers generally held high standards and demanded quality work.

Response (n = 12)	Frequency	Percent
Excellent	9	75.0%
Good	2	16.7%
Average	1	8.3%
Below Average	0	0.0%
Needs Improvement	0	0.0%
No Response	0	0.0%

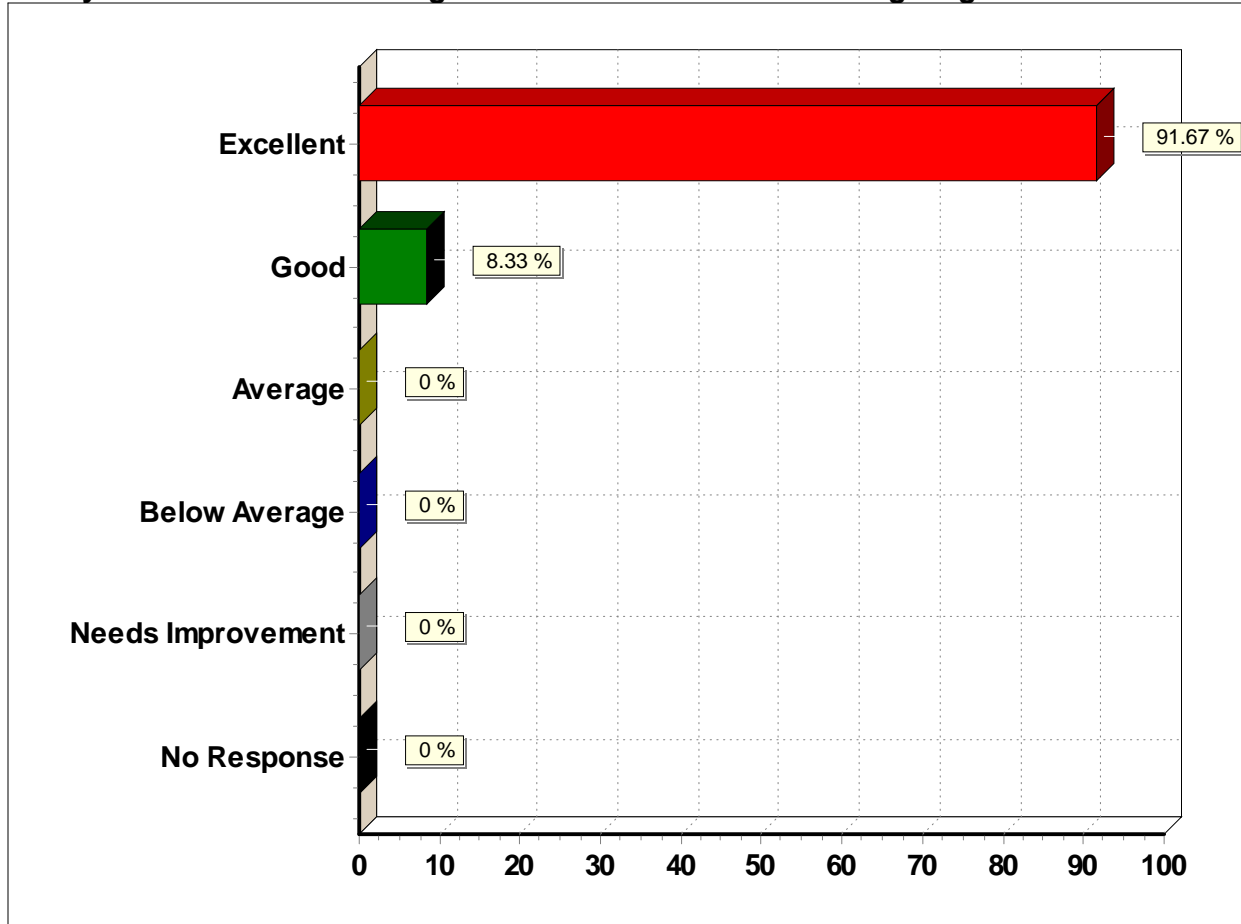
Question 13 disaggregated into cross tabulations by Ethnic Origin and Gender

Frequency Row Percent		13. Teachers generally held high standards and demanded quality work.					
		Excellent	Good	Average	Below Average	Needs Improvement	Total (Row)
2. Ethnic Origin:	African American	0 0.0%	0 0.0%	0 0.0%	0 0.0%	0 0.0%	0 0.0%
	Asian	0 0.0%	0 0.0%	0 0.0%	0 0.0%	0 0.0%	0 0.0%
	Hispanic	0 0.0%	0 0.0%	0 0.0%	0 0.0%	0 0.0%	0 0.0%
	Native American	0 0.0%	0 0.0%	0 0.0%	0 0.0%	0 0.0%	0 0.0%
	White	9 90.0%	1 10.0%	0 0.0%	0 0.0%	0 0.0%	10 100.0%
	Other	0 0.0%	1 50.0%	1 50.0%	0 0.0%	0 0.0%	2 100.0%
	Total (Column)	9	2	1	0	0	12
	Count (n)	-	-	-	-	-	-

Frequency Row Percent		13. Teachers generally held high standards and demanded quality work.					
		Excellent	Good	Average	Below Average	Needs Improvement	Total (Row)
3. Gender:	Male	3 60.0%	2 40.0%	0 0.0%	0 0.0%	0 0.0%	5 100.0%
	Female	5 83.3%	0 0.0%	1 16.7%	0 0.0%	0 0.0%	6 100.0%
	Total (Column)	8	2	1	0	0	11
	Count (n)	-	-	-	-	-	-

"No Response" answers are not available for cross tabulations, therefore percentages may vary between tables.

14. My teachers were knowledgeable about the curriculum being taught.



14. My teachers were knowledgeable about the curriculum being taught.

Response (n = 12)	Frequency	Percent
Excellent	11	91.7%
Good	1	8.3%
Average	0	0.0%
Below Average	0	0.0%
Needs Improvement	0	0.0%
No Response	0	0.0%

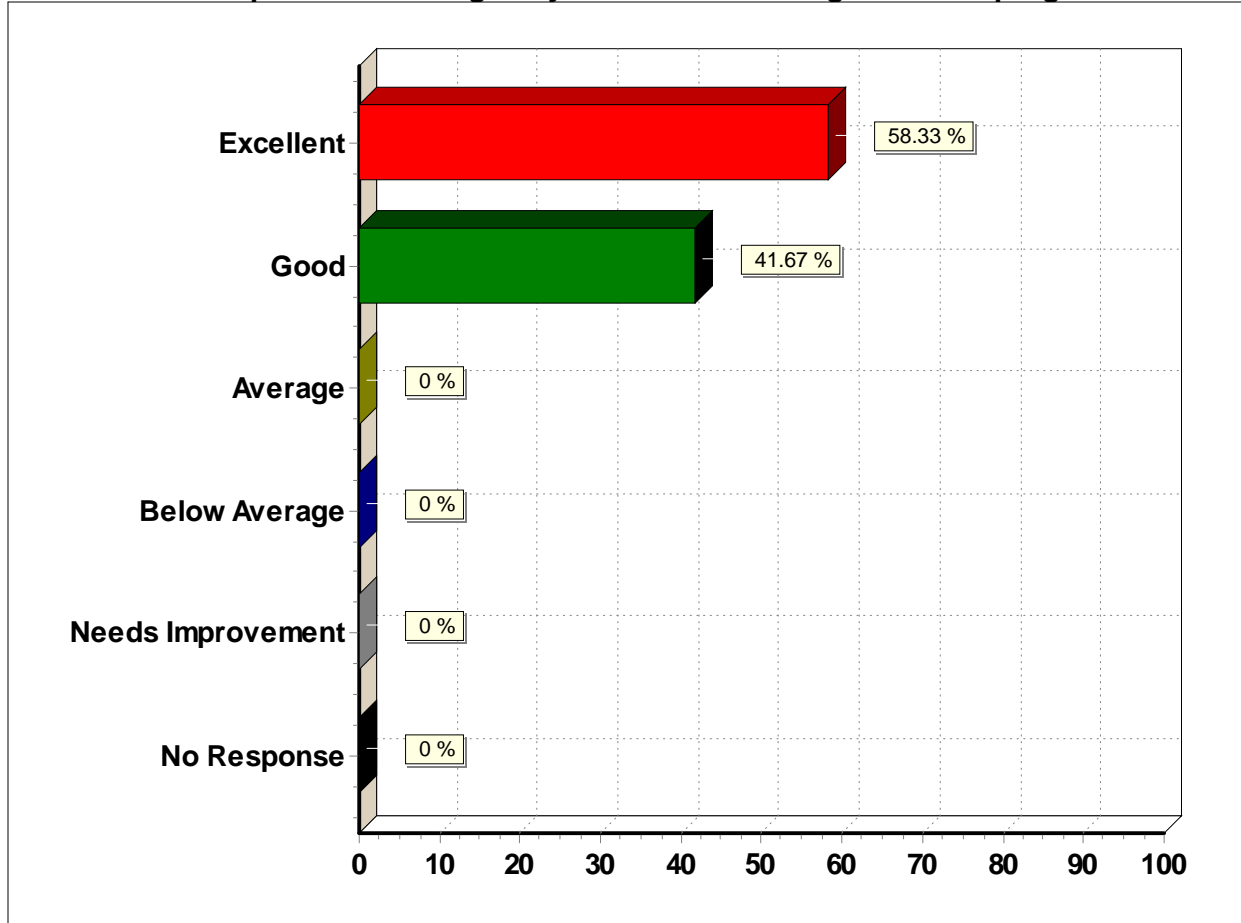
Question 14 disaggregated into cross tabulations by Ethnic Origin and Gender

Frequency Row Percent		14. My teachers were knowledgeable about the curriculum being taught.					
		Excellent	Good	Average	Below Average	Needs Improvement	Total (Row)
2. Ethnic Origin:	African American	0 0.0%	0 0.0%	0 0.0%	0 0.0%	0 0.0%	0 0.0%
	Asian	0 0.0%	0 0.0%	0 0.0%	0 0.0%	0 0.0%	0 0.0%
	Hispanic	0 0.0%	0 0.0%	0 0.0%	0 0.0%	0 0.0%	0 0.0%
	Native American	0 0.0%	0 0.0%	0 0.0%	0 0.0%	0 0.0%	0 0.0%
	White	10 100.0%	0 0.0%	0 0.0%	0 0.0%	0 0.0%	10 100.0%
	Other	1 50.0%	1 50.0%	0 0.0%	0 0.0%	0 0.0%	2 100.0%
	Total (Column)	11 -	1 -	0 -	0 -	0 -	12 -
	Count (n)	12					

Frequency Row Percent		14. My teachers were knowledgeable about the curriculum being taught.					
		Excellent	Good	Average	Below Average	Needs Improvement	Total (Row)
3. Gender:	Male	5 100.0%	0 0.0%	0 0.0%	0 0.0%	0 0.0%	5 100.0%
	Female	5 83.3%	1 16.7%	0 0.0%	0 0.0%	0 0.0%	6 100.0%
	Total (Column)	10 -	1 -	0 -	0 -	0 -	11 -
	Count (n)	11					

"No Response" answers are not available for cross tabulations, therefore percentages may vary between tables.

15. Students and parents were regularly notified concerning academic progress.



15. Students and parents were regularly notified concerning academic progress.

Response (n = 12)	Frequency	Percent
Excellent	7	58.3%
Good	5	41.7%
Average	0	0.0%
Below Average	0	0.0%
Needs Improvement	0	0.0%
No Response	0	0.0%

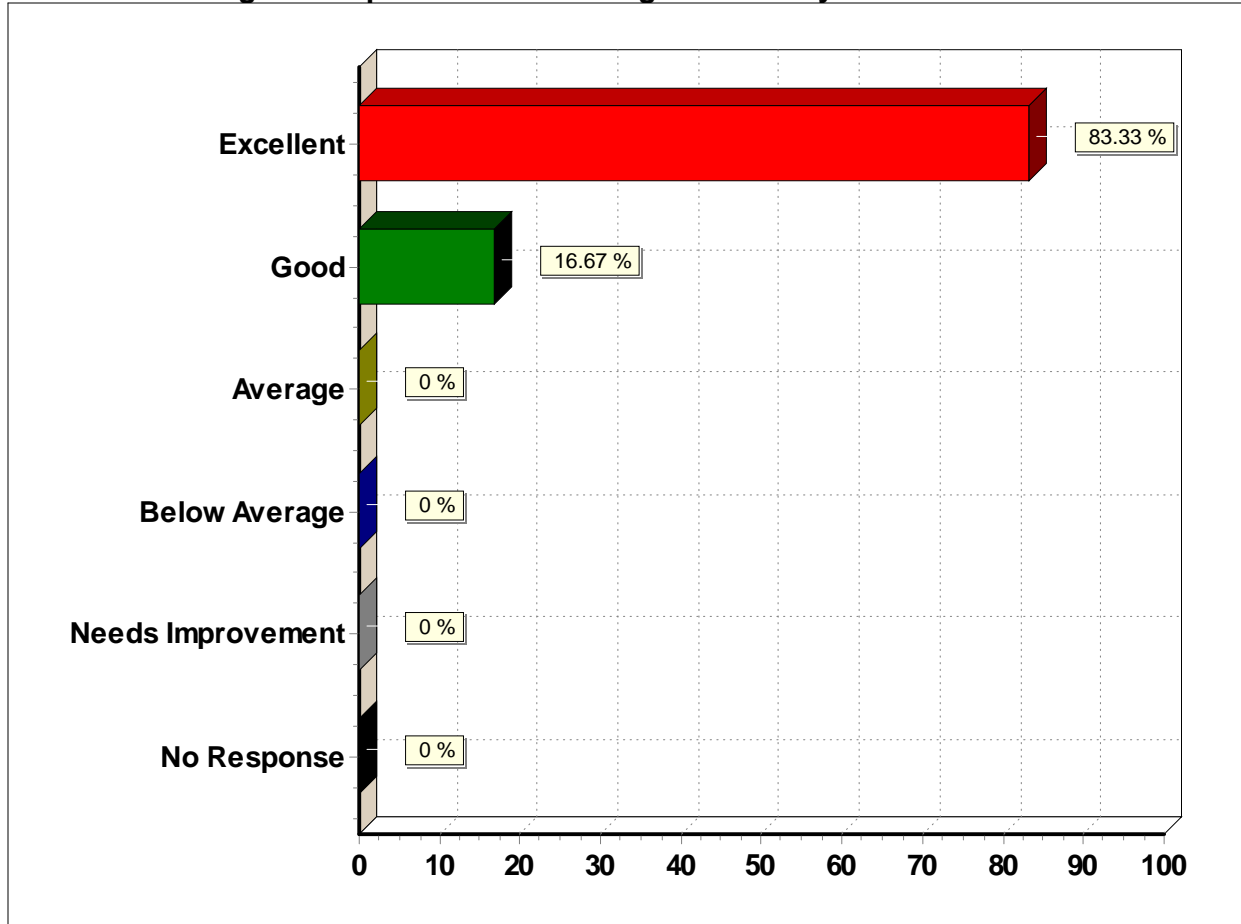
Question 15 disaggregated into cross tabulations by Ethnic Origin and Gender

Frequency Row Percent		15. Students and parents were regularly notified concerning academic progress.					
		Excellent	Good	Average	Below Average	Needs Improvement	Total (Row)
2. Ethnic Origin:	African American	0 0.0%	0 0.0%	0 0.0%	0 0.0%	0 0.0%	0 0.0%
	Asian	0 0.0%	0 0.0%	0 0.0%	0 0.0%	0 0.0%	0 0.0%
	Hispanic	0 0.0%	0 0.0%	0 0.0%	0 0.0%	0 0.0%	0 0.0%
	Native American	0 0.0%	0 0.0%	0 0.0%	0 0.0%	0 0.0%	0 0.0%
	White	7 70.0%	3 30.0%	0 0.0%	0 0.0%	0 0.0%	10 100.0%
	Other	0 0.0%	2 100.0%	0 0.0%	0 0.0%	0 0.0%	2 100.0%
	Total (Column)	7	5	0	0	0	12
	Count (n)	-	-	-	-	-	-

Frequency Row Percent		15. Students and parents were regularly notified concerning academic progress.					
		Excellent	Good	Average	Below Average	Needs Improvement	Total (Row)
3. Gender:	Male	3 60.0%	2 40.0%	0 0.0%	0 0.0%	0 0.0%	5 100.0%
	Female	3 50.0%	3 50.0%	0 0.0%	0 0.0%	0 0.0%	6 100.0%
	Total (Column)	6	5	0	0	0	11
	Count (n)	-	-	-	-	-	-

"No Response" answers are not available for cross tabulations, therefore percentages may vary between tables.

16. I was challenged to experience academic growth each year.



16. I was challenged to experience academic growth each year.

Response (n = 12)	Frequency	Percent
Excellent	10	83.3%
Good	2	16.7%
Average	0	0.0%
Below Average	0	0.0%
Needs Improvement	0	0.0%
No Response	0	0.0%

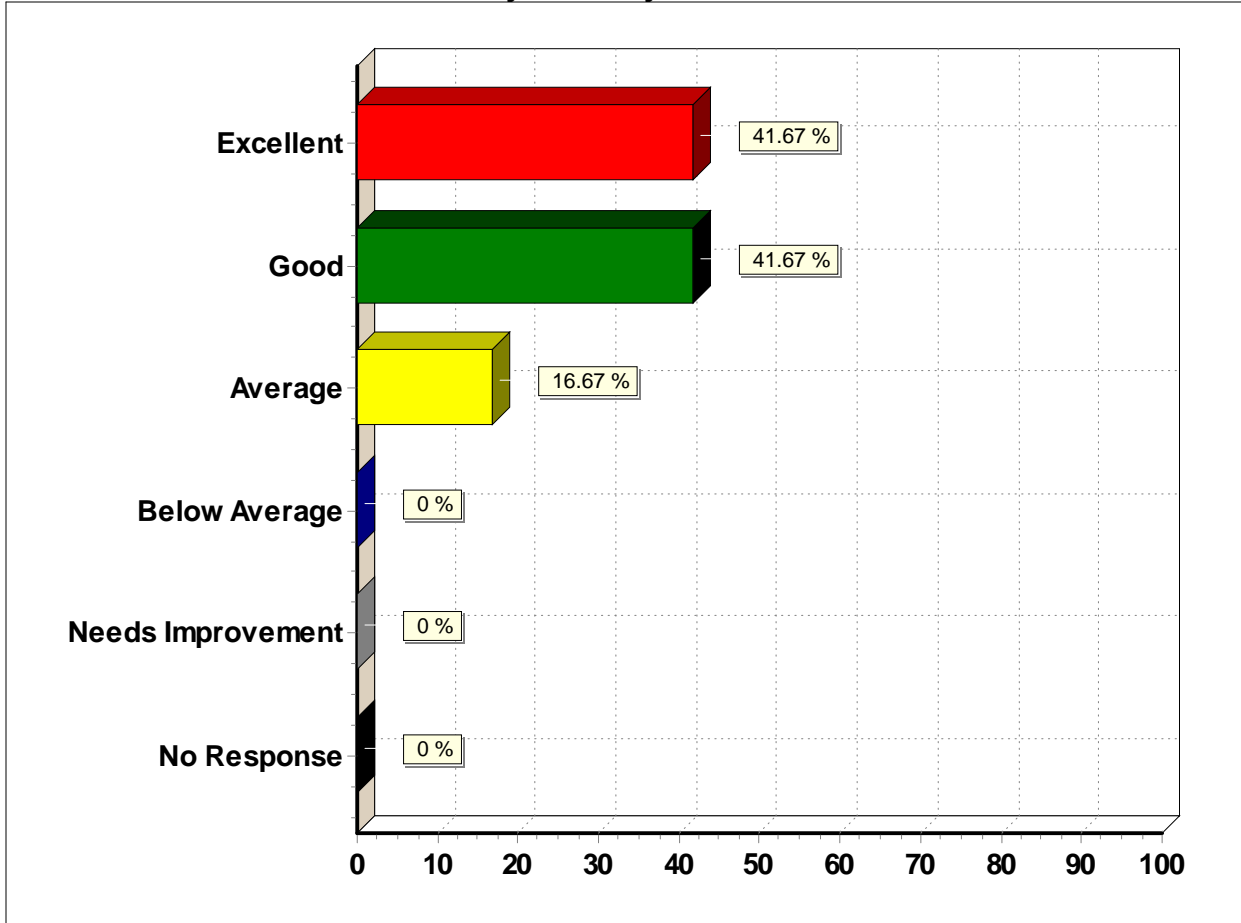
Question 16 disaggregated into cross tabulations by Ethnic Origin and Gender

Frequency Row Percent		16. I was challenged to experience academic growth each year.					
		Excellent	Good	Average	Below Average	Needs Improvement	Total (Row)
2. Ethnic Origin:	African American	0 0.0%	0 0.0%	0 0.0%	0 0.0%	0 0.0%	0 0.0%
	Asian	0 0.0%	0 0.0%	0 0.0%	0 0.0%	0 0.0%	0 0.0%
	Hispanic	0 0.0%	0 0.0%	0 0.0%	0 0.0%	0 0.0%	0 0.0%
	Native American	0 0.0%	0 0.0%	0 0.0%	0 0.0%	0 0.0%	0 0.0%
	White	10 100.0%	0 0.0%	0 0.0%	0 0.0%	0 0.0%	10 100.0%
	Other	0 0.0%	2 100.0%	0 0.0%	0 0.0%	0 0.0%	2 100.0%
	Total (Column)	10 -	2 -	0 -	0 -	0 -	12 -
Count (n) 12							

Frequency Row Percent		16. I was challenged to experience academic growth each year.					
		Excellent	Good	Average	Below Average	Needs Improvement	Total (Row)
3. Gender:	Male	4 80.0%	1 20.0%	0 0.0%	0 0.0%	0 0.0%	5 100.0%
	Female	5 83.3%	1 16.7%	0 0.0%	0 0.0%	0 0.0%	6 100.0%
	Total (Column)	9 -	2 -	0 -	0 -	0 -	11 -
	Count (n) 11						

"No Response" answers are not available for cross tabulations, therefore percentages may vary between tables.

17. Rules were enforced consistently and fairly.



17. Rules were enforced consistently and fairly.

Response (n = 12)	Frequency	Percent
Excellent	5	41.7%
Good	5	41.7%
Average	2	16.7%
Below Average	0	0.0%
Needs Improvement	0	0.0%
No Response	0	0.0%

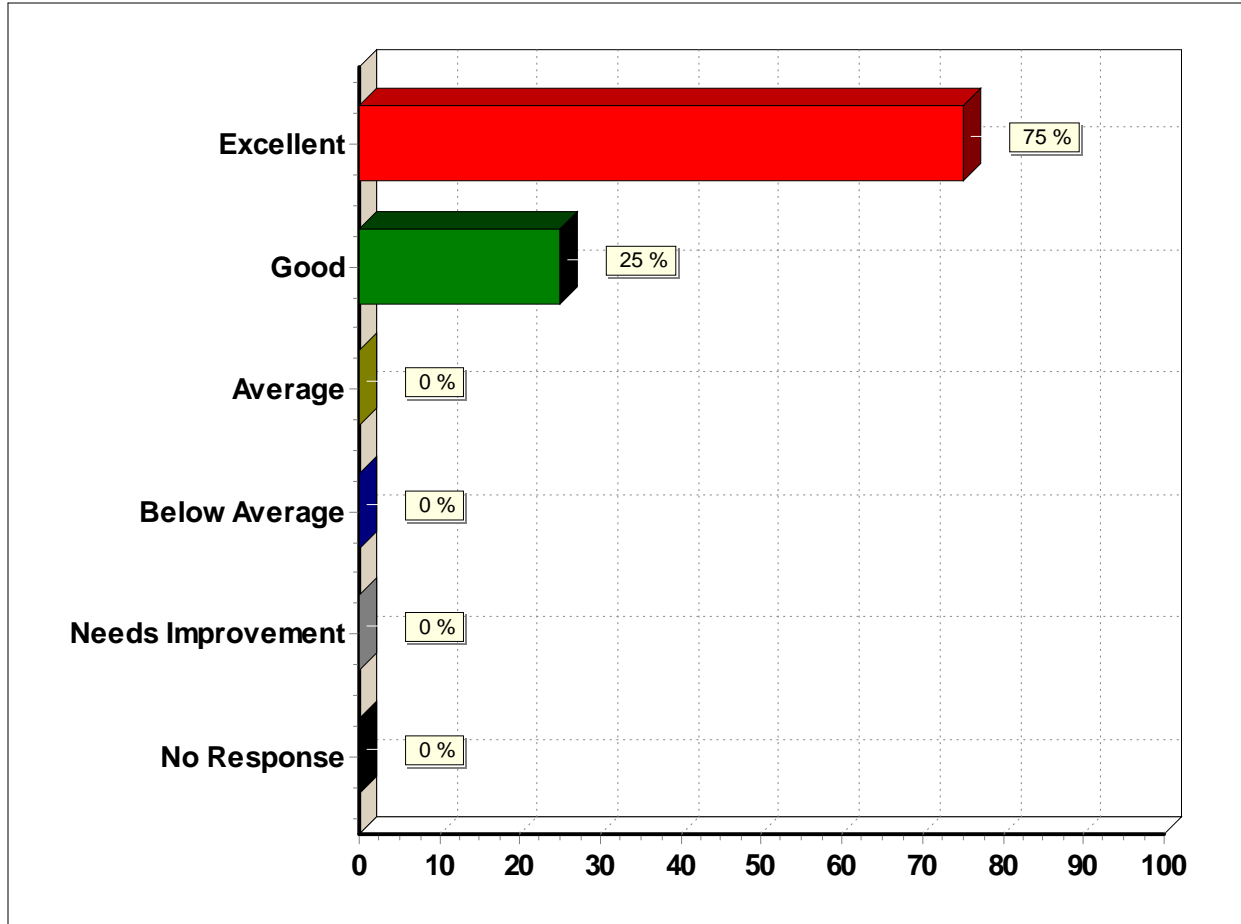
Question 17 disaggregated into cross tabulations by Ethnic Origin and Gender

Frequency Row Percent		17. Rules were enforced consistently and fairly.					
		Excellent	Good	Average	Below Average	Needs Improvement	Total (Row)
2. Ethnic Origin:	African American	0 0.0%	0 0.0%	0 0.0%	0 0.0%	0 0.0%	0 0.0%
	Asian	0 0.0%	0 0.0%	0 0.0%	0 0.0%	0 0.0%	0 0.0%
	Hispanic	0 0.0%	0 0.0%	0 0.0%	0 0.0%	0 0.0%	0 0.0%
	Native American	0 0.0%	0 0.0%	0 0.0%	0 0.0%	0 0.0%	0 0.0%
	White	4 40.0%	5 50.0%	1 10.0%	0 0.0%	0 0.0%	10 100.0%
	Other	1 50.0%	0 0.0%	1 50.0%	0 0.0%	0 0.0%	2 100.0%
	Total (Column)	5 -	5 -	2 -	0 -	0 -	12 -
	Count (n)	12					

Frequency Row Percent		17. Rules were enforced consistently and fairly.					
		Excellent	Good	Average	Below Average	Needs Improvement	Total (Row)
3. Gender:	Male	3 60.0%	2 40.0%	0 0.0%	0 0.0%	0 0.0%	5 100.0%
	Female	1 16.7%	3 50.0%	2 33.3%	0 0.0%	0 0.0%	6 100.0%
	Total (Column)	4 -	5 -	2 -	0 -	0 -	11 -
	Count (n)	11					

"No Response" answers are not available for cross tabulations, therefore percentages may vary between tables.

18. Overall, how would you rate Lyons-Decatur Northeast High School as a learning environment?



18. Overall, how would you rate Lyons-Decatur Northeast High School as a learning environment?

Response (n = 12)	Frequency	Percent
Excellent	9	75.0%
Good	3	25.0%
Average	0	0.0%
Below Average	0	0.0%
Needs Improvement	0	0.0%
No Response	0	0.0%

Question 18 disaggregated into cross tabulations by Ethnic Origin and Gender

Frequency Row Percent		18. Overall, how would you rate Lyons-Decatur Northeast High School as a learning environment?					
		Excellent	Good	Average	Below Average	Needs Improvement	Total (Row)
2. Ethnic Origin:	African American	0 0.0%	0 0.0%	0 0.0%	0 0.0%	0 0.0%	0 0.0%
	Asian	0 0.0%	0 0.0%	0 0.0%	0 0.0%	0 0.0%	0 0.0%
	Hispanic	0 0.0%	0 0.0%	0 0.0%	0 0.0%	0 0.0%	0 0.0%
	Native American	0 0.0%	0 0.0%	0 0.0%	0 0.0%	0 0.0%	0 0.0%
	White	8 80.0%	2 20.0%	0 0.0%	0 0.0%	0 0.0%	10 100.0%
	Other	1 50.0%	1 50.0%	0 0.0%	0 0.0%	0 0.0%	2 100.0%
	Total (Column)	9	3	0	0	0	12
	Count (n)	12					

Frequency Row Percent		18. Overall, how would you rate Lyons-Decatur Northeast High School as a learning environment?					
		Excellent	Good	Average	Below Average	Needs Improvement	Total (Row)
3. Gender:	Male	5 100.0%	0 0.0%	0 0.0%	0 0.0%	0 0.0%	5 100.0%
	Female	3 50.0%	3 50.0%	0 0.0%	0 0.0%	0 0.0%	6 100.0%
	Total (Column)	8	3	0	0	0	11
	Count (n)	11					

"No Response" answers are not available for cross tabulations, therefore percentages may vary between tables.

Want More?

Additional copies of your bound report \$7.50 each

Want Even More???

Data Disaggregation:

Post-High School Paths:

Report showing responses for each of the following categories:

4 Year College, 2 Year College, Voc/ Tech School, Work Full Time, Work Part Time, Apprenticeship, Military, & Other

Generates 8 Reports \$60.00

Ethnic Origin:

Report showing responses for each of the following categories:

African American, Asian, Hispanic, Native American, White/Caucasian, & Other

Generates 6 Reports \$55.00

Gender

Report showing only male responses and report showing only female responses

Generates 2 Reports \$30.00

Yes/No Question

Report showing responses for those answering a question "Yes" and a report showing those that answered "No" to the same question (you choose which yes/no question you want segregated)

Generates 2 Reports \$30.00

Excellent/Good/Average/Below Average/Needs Improvement Question

Report showing responses for those answering a question "Excellent", those answering "Good", those answering "Average", those answering "Below Average", and a report showing those that answered "Needs Improvement" to the same question (you choose which A/B/C/D/F question you want segregated)

Generates 5 Reports \$50.00

Customized Reports

You may customize your data segregation to focus on a group meeting specific criteria. (For example: A report showing those attending a 4-Year College, answered "yes" to question #1 and answered question #10 with "Excellent".

Generates 1 Report Starting at \$25.00

Data File

A delimited text file emailed to you so you can manipulate the data at your leisure. ... **\$25.00**

Electronic Report (Acrobat PDF File)

An exact duplicate of your bound paper report emailed to you as a convenient pdf file which can be read with Acrobat Reader. Makes it easy to share your results with a group or cut and paste to other applications **\$50.00**

Actual shipping charges applied to all orders.

Thank You!

**For the opportunity
to help you**



your graduates' success!

**Your patronage is
greatly appreciated!**

**The Graduate Follow-up Specialists
@ LifeTrack Services
1-800-738-6466**

The Board of Education of the Lyons-Decatur School District No. 20 met in a special session on Monday, August 31, 2020 in the Secondary Library. Notice of the meeting was given in advance thereof by publishing notice in the Lyons Mirror-Sun designated method for giving notice. Meeting notices were also posted at the Superintendent's office and on the school website. Notice of the meeting was given in advance to all members and agenda was communicated in the notice to the board of this meeting. All proceedings hereinafter were taken while the convened meeting was open to the attendance of the public. The open meeting laws are posted on the library wall.

President Preston opened the meeting at 7:30 p.m. Roll Call: Present: Archer, Brehmer Christiansen, Myers, Petersen, Preston and Vlach. Excused Absence: Bacon and French.

Acknowledgement of receipt of notice and agenda for the meeting was taken by Roll Call. Archer, Brehmer, Christiansen, Myers, Petersen, Preston and Vlach.

Superintendent Report:

Mr. Hansen reported on the start of the new school year, the budget hearing will be held at the next meeting September 14th, Board policy book, State Education Conference, Title IX training for board members, and EHC passes.

Principal Report:

Mr. Swanson reported on how well the students are doing with wearing masks. homecoming and COVID protocols for sporting events on the website,

Building/Grounds/Transportation Report:

Preston reported on the committee held August 25, 2020.. Items discussed were real estate, the bus grant and AC installation in the JH lockerrooms and weight room.

New Business:

Mr. Hansen went over the proposed 2020-2021 budget.

It was moved by Corey Petersen, seconded by April Archer, to approve the TC Thunder Bowling COOP program as presented. Roll Call. Archer: Aye, Bacon: Absent, Brehmer: Aye, Christiansen: Aye, French: Absent, Myers: Aye, Petersen: Aye, Preston: Aye, Vlach: Aye.

It was moved by James Vlach, seconded by Corey Petersen, to go into executive session at 8:38 PM to discuss possible purchase of property. Roll Call. Archer: Aye, Bacon: Absent, Brehmer: Aye, Christiansen: Aye, French: Absent, Myers: Aye, Petersen: Aye, Preston: Aye, Vlach: Aye.

It was moved by Christiansen, seconded by Brehmer, to come out of executive session at 9:08 p.m. Roll Call. Archer: Aye, Bacon: Absent, Brehmer: Aye, Christiansen: Aye, French: Absent, Myers: Aye, Petersen: Aye, Preston: Aye, Vlach: Aye.

The meeting was closed at 9:10 p.m. by Preston.

I the undersigned, secretary of the School District of Lyons-Decatur Northeast, in the County of Burt, in the State of Nebraska, hereby certify that all of the subjects included in the foregoing proceedings were contained in the agenda for the meeting, kept continually current and available for inspection at the office of the secretary, located in the main office of the school, Lyons Center, except those items of an emergency nature added at the meeting by motion and roll call vote, that such subjects were contained in said agenda for at least 24 hours prior to said meeting that said minutes of the Board of Education of the School District of Lyons-Decatur Northeast in the County of Burt, State of Nebraska were in written form and available for inspection by the public within 24 hours and prior to the next convened meeting of said body; that all news media requesting notification concerning meeting of said body were provided advance notification of the time and place of said meeting and subjects to be discussed at said meeting.

Secretary, Board of Education

ATTEST:

President, Board of Education

COMBINED ACCOUNT BALANCES
Depreciation, Employee Benefit Fund, Special Building, and Student Fee Fund
As of August 31, 2020

DEPRECIATION FUND

Balance \$197,179.56

EMPLOYEE BENEFIT FUND

Balance \$21,488.00

SPECIAL BUILDING FUND

Balance \$1,273,992.60

STUDENT FEE FUND

Balance \$0

TOTAL OF COMBINED ACCOUNTS \$1,492,660.16

GENERAL REIMBURSEMENT FUND

Checking account \$5,343.85

ACTIVITY FUND

Balance \$69,280.13

COOPERATIVE FUND

Balance \$180.37

Treasurer's Report
LUNCH FUND
At the close of Business August 31, 2020

Cash Balance July 31, 2020	\$46,381.13
Receipts for August	\$ 8,484.05
Disbursements for August	\$ 1,639.78
Cash Balance August 31, 2020	\$53,225.40
Ending Bank Balance August 31, 2020	\$53,225.40

Expenditures for August

Payroll	\$ 7,724.73
Accounts Payable	\$ 15,501.26
Total	\$ 23,225.99

Treasurer's Report

At the close of business August 31, 2020

Cash Balance on July 31, 2020 \$ (58,360.67)

Receipts for August 2020

Burt County	\$	63,896.68
Other County	\$	5,772.26
Facility rent	\$	250.00
Computer protections	\$	4,170.00
Medicaid	\$	1,044.99
North Bend Central-Math training	\$	345.00
Misc	\$	30.00
Interest	\$	0.04

Total Receipts \$ 75,508.97

Account Transfers \$ 310,000.00

Disbursements \$ 328,742.85

Cash Balance as of August 31, 2020 \$ (1,594.55)

Outstanding Checks/deposits \$ 3,368.77

Ending Bank Balance as of August 31, 2020 \$ 1,772.22

SAVINGS BALANCE Beginning: \$1,701,084.24 Ending: \$1,391,471.94

Beth Doht

Treasurer

Check #	Vendor Name	Invoice	Description	Amount
Checking	1			
Checking	1 Fund: 01	GENERAL FUND		
24746	ABE KRASNE HOME FURNISHINGS	4107570	COVE BASE	21.00
24746	ABE KRASNE HOME FURNISHINGS	4107590	CARPET TILE	225.00
			Vendor Total:	246.00
24747	ALLIED 100 LLC	1749670	AED SUPPLIES	390.00
			Vendor Total:	390.00
24748	AMAZON	438745666559	FACE MASK LANYARD	53.40
24748	AMAZON	444643996644	NOTEBOOKS	126.16
24748	AMAZON	445673349639	PAWS SUPPLIES	316.00
24748	AMAZON	445995789435	SANITIZER DISPENSOR	149.00
24748	AMAZON	447794794984	PENCIL CASE - PAWS	24.00
24748	AMAZON	448694896743	THERMOMETERS	659.88
24748	AMAZON	449364968545	MUSIC SUPPLIES	49.44
24748	AMAZON	473385845553	SANITIZING STAND	122.99
24748	AMAZON	477568839663	PAWS SUPPLIES	29.59
24748	AMAZON	484544553499	TIRE PRESSURE GAUGE	112.89
24748	AMAZON	555479887899	ACRYLIC PANEL	170.00
24748	AMAZON	564778669486	PAWS SUPPLIES	169.98
24748	AMAZON	584534675386	PAWS SUPPLIES	29.46
24748	AMAZON	656463489869	STUD MNGMT SYSTEM-SOVDE	17.99
		-1	TEACHERAPPR	
24748	AMAZON	659949475768	NOTEBOOKS - MUSIC	39.84
24748	AMAZON	686486487664	SOAP DISPENSERS	636.54
24748	AMAZON	739843476499	SANITIZER DISPENSERS	36.99
24748	AMAZON	744965568339	FACE SHIELDS	194.58
24748	AMAZON	748769354467	LABEL TAPE	25.84
24749	AMAZON	749585934984	WALL CALENDAR	25.98
24749	AMAZON	765977498974	USB-C TO VGA ADAPTOR	35.97
24749	AMAZON	939896488358	FACE MASKS - VISIBLE	129.95
24749	AMAZON	943989763348	FACE MASKS - VISIBLE	107.00
24749	AMAZON	945678934789	PAWS SUPPLIES	12.15
24749	AMAZON	94889456469	ELEM SUPPLIES	414.08
24749	AMAZON	954535844698	DOCUMENT CAMERA - CARES	432.00
24749	AMAZON	983344557448	PAWS SUPPLIES	28.97
24749	AMAZON	983399987365	HULA RINGS-PK	16.99
24749	AMAZON	994889456469	ELEM SUPPLIES	414.08
24749	AMAZON	995899676434	ISOLATION GOWNS	85.00
			Vendor Total:	4,666.74
24750	AMERICAN BROADBAND CABLE	20200901AMB	PHONE	250.55
			Vendor Total:	250.55
24751	APPEARA	567209	SUPPLIES	95.95
			Vendor Total:	95.95
24752	APPLE INC	AC36978797	MACBOOK PRO - OFFICE	1,379.00
24752	APPLE INC	AC39431428	USB VGA ADAPTERS	276.00
			Vendor Total:	1,655.00
24753	ASSOCIATED FIRE PROTECTION	86896	KITCHEN HOOD SERVICE	757.50
24753	ASSOCIATED FIRE PROTECTION	86901	FIRE EXT SERVICE	51.00
			Vendor Total:	808.50
24754	BLACK DIAMOND ELECTRONICS	2119	CHECK REPEATER AND BUS RADIO	375.00
24754	BLACK DIAMOND ELECTRONICS	2150	NEW LINE FOR REPEATER TOWER	2,537.00
			Vendor Total:	2,912.00
24755	CITY OF LYONS	20200809city	UTILITIES	6,975.94
			Vendor Total:	6,975.94
24756	CLASSIC CLEAN CARWASH	20200831CLAS	VAN WASHES	28.00
		S		

Check #	Vendor Name	Invoice	Description	Amount
Vendor Total:				28.00
24757	CNA AUTO SERVICES	60553	BUS #10 BATTERY	586.32
24757	CNA AUTO SERVICES	60581	VAN #4 TRANSMISSION FILTER KIT	145.79
24757	CNA AUTO SERVICES	60584	VAN #1 TRANSMISSION KIT	142.86
24757	CNA AUTO SERVICES	60588	GRAY VAN SERVICE	54.23
24757	CNA AUTO SERVICES	60596	GRAY VAN TIRES	720.80
24757	CNA AUTO SERVICES	60603	WHITE MINI SERVICE	56.20
24757	CNA AUTO SERVICES	60617	SILVER MINI REPLACE FRONT BULB	29.27
24757	CNA AUTO SERVICES	60679	DIESEL EXHAUST FLUID	24.58
24757	CNA AUTO SERVICES	60716	BUS 20 - FASTENER	1.59
24757	CNA AUTO SERVICES	60724	GRAY VAN SERVICE	55.23
24757	CNA AUTO SERVICES	60736	F150 BELT SERVICE	110.02
24757	CNA AUTO SERVICES	60753	VAN 5 - MIRROR	43.27
24757	CNA AUTO SERVICES	60756	SILVER MINI SERVICE	126.25
24757	CNA AUTO SERVICES	60765	INSPECTIONS	1,190.00
Vendor Total:				3,286.41
24758	CONNELY, DON	20200831CONN	SPED MILEAGE TO PARENT	524.97
Vendor Total:				524.97
24759	COOPERATIVE FUND	20200901COOP	TRANSFER FUNDS	5,500.00
Vendor Total:				5,500.00
24760	DECKER EQUIPMENT	354920A	GLIDESOCKS	43.95
Vendor Total:				43.95
24761	DIDAX, INC	150887.1	EUREKA MATH GR 2 AND 3	1,140.00
24761	DIDAX, INC	150887.2	EUREKA MATH SUPPLIES	158.10
24761	DIDAX, INC	151881	EUREKA MATH GR K AND 1	1,248.30
Vendor Total:				2,546.40
24762	DIODE TECHNOLOGIES	7886	REPAIRS	308.75
24762	DIODE TECHNOLOGIES	7895	FOBS	124.62
Vendor Total:				433.37
24763	DOHT, ELIZABETH	20200901doht	SUPPLIES/MILEAGE	154.49
Vendor Total:				154.49
24764	DPA TRUCK & EQUIPMENT SALES	10076	BUS #15 DIAGNOSTICS	85.00
Vendor Total:				85.00
24765	EDUCATIONAL SERVICE UNIT #2	0143	CANVAS LOGIN CARDS	8.14
24765	EDUCATIONAL SERVICE UNIT #2	ADM565	NAVIANCE FORTINET CANVAS ZOOM	12,276.00
24765	EDUCATIONAL SERVICE UNIT #2	adm707	PPE SUPPLIES	150.00
24765	EDUCATIONAL SERVICE UNIT #2	PD2020	TEACHING LAB	402.00
24765	EDUCATIONAL SERVICE UNIT #2	SUB142	TEACHER SUBS	495.00
24765	EDUCATIONAL SERVICE UNIT #2	SUMMER 2020	SUMMER SERVICES	1,432.67
Vendor Total:				14,763.81
24766	ENGELHARDT TV & COMMUNICATION	31274	INSTALL BUS RADIO	341.98
Vendor Total:				341.98
24767	ESU#10	133009012020	LASERFISCHE SERVER	660.00
Vendor Total:				660.00
24768	EWELL EDUCATIONAL SERVICES	557912	AET AG SOFTWARE	175.00
Vendor Total:				175.00
24769	FBG SERVICE CORPORATION	881101	SPRAY BOTTLES/TOWELS	113.12
24769	FBG SERVICE CORPORATION	881235	JULY CLEANING	5,047.83
24769	FBG SERVICE CORPORATION	881727	AUGUST CLEANING	6,456.00
Vendor Total:				11,616.95
24770	FIRST NATIONAL BANK OMAHA	20200831FIRS T	ZOOM, BELLS OF STEEL, BERGMAN, PARALLELS	940.17
Vendor Total:				940.17
24771	FLAG HOUSE	P08593250101 3	DUCK WALKERS - ELEM MUSIC	371.20

Check #	Vendor Name	Invoice	Description	Amount
			Vendor Total:	371.20
24772	FLEET US LLC	SI111058	FIELD PAINT	327.00
			Vendor Total:	327.00
24773	FRANCISCAN HEALTHCARE	20200831STFR AN	PT SERVICES	498.64
			Vendor Total:	498.64
24774	GENERAL REIMBURSEMENT FUND	20200831GEN	LICENSE FEE AND DESKS	156.00
			Vendor Total:	156.00
24775	HANSEN, FREDDIE	20200831HANS	MILEAGE/PHONE	538.65
			Vendor Total:	538.65
24776	HOME DEPOT PRO, THE	564684702	TRASH LINERS	210.70
24776	HOME DEPOT PRO, THE	568392302	HAND SPRAYER	648.53
			Vendor Total:	859.23
24824	HOMETOWN STRUCTURES	2620	FINAL BILL FOR PRESS BOX	4,286.48
			Vendor Total:	4,286.48
24777	ILLUMINATE EDUCATION, INC	INV000004974 2	FASTBRIDGE SUBSCRIPTION	2,025.00
			Vendor Total:	2,025.00
24778	INSTRUMENTALIST AWARDS LLC, THE	20200628INST R	MUSIC AWARDS	236.00
			Vendor Total:	236.00
24779	INSUL-SERV, INC	TLS 6870	EPOXY SINK - SCIENCE	399.00
			Vendor Total:	399.00
24780	J W PEPPER & SONS, INC	362812812	CHOIR MUSIC	48.40
			Vendor Total:	48.40
24781	JENSEN PLUMBING & HEATING	20200730JEN	SINK IN SCIENCE	770.24
24781	JENSEN PLUMBING & HEATING	20200805JENS	REPLACE SPRINKLER HEADS	549.87
			Vendor Total:	1,320.11
24782	KAMI	INVOICE- 204331		230.00
			Vendor Total:	230.00
24783	KB'S MINI MART, INC.	20200901KBS	GAS/FUEL	1,865.61
			Vendor Total:	1,865.61
24784	KIWI CO	ST-IGKMG36		1,379.61
			Vendor Total:	1,379.61
24785	KOCH, RUSS	20200825KOCH	CONSULTING SERVICE	1,342.62
			Vendor Total:	1,342.62
24786	KSB SCHOOL LAW	8709	LEGAL SERVICES	1,971.50
			Vendor Total:	1,971.50
24787	LAKESHORE LEARNING MATERIALS	5462620820	PK SUPPLIES	552.85
			Vendor Total:	552.85
24788	LOGAN VIEW HIGH SCHOOL	20200901LOGA N	LIFESKILLS PROGRAM	1,777.77
			Vendor Total:	1,777.77
24789	LONG, LAURIE	20200809LONG	SUPPLIES	41.80
			Vendor Total:	41.80
24790	LYONS MIRROR SUN	179464	NOTICE	15.95
24790	LYONS MIRROR SUN	179869	NOTICES	50.62
24790	LYONS MIRROR SUN	180737	CLASSIFIED JOBS AD	51.80
			Vendor Total:	118.37
24791	LYONS SAVEMORE MARKET	20200831SAVE	SUPPLIES	134.10
			Vendor Total:	134.10
24792	MATHESON TRI-GAS, INC	51681832	SUPPLIES	408.66
			Vendor Total:	408.66
24793	MERCYONE MERCY MEDICAL SERVICES	20200721GRAH AM	DMV PHYSICAL	100.00
			Vendor Total:	100.00
24794	N A S B	INV-05842-	NAEP MEMBERSHIP	30.00

Check #	Vendor Name	Invoice	Description	Amount
		G0Q6C6		
			Vendor Total:	30.00
24795	N C S A	64467	ADMIN DAYS REGISTRATION	450.00
			Vendor Total:	450.00
24796	NASB ALICAP	20200901ALIC AP	WORK COMP/LIABILITY	74,214.00
			Vendor Total:	74,214.00
24797	NEBRASKA SCHOOL ACTIVITY ASSOC	20200831NSAA	DAILY PLANNER	5.00
			Vendor Total:	5.00
24798	OAKLAND LUMBER LLC	1176	SUPPLIES	65.00
24798	OAKLAND LUMBER LLC	129944	PINE LATTICE	12.60
			Vendor Total:	77.60
24799	OAKLAND MERCY HOSPITAL	20200818DA	CDL DRUG SCREEN	28.75
			Vendor Total:	28.75
24800	OFFICE NET	945415-0	LAMINATE FILM	164.91
			Vendor Total:	164.91
24801	ONE SOURCE	PLUS1726- 20200831	BACKGROUND CHECKS	505.00
			Vendor Total:	505.00
24802	OPC DIRECT.	1041541	PAPERTOWELS	318.58
			Vendor Total:	318.58
24803	PHILLIPS, WENDY	20200809PHIL	SUPPLIES	48.99
			Vendor Total:	48.99
24804	PITNEY BOWES GLOBAL FINANCIAL	3311863205	POSTAGE MACHINE RENT	212.37
			Vendor Total:	212.37
24805	PLUNKETT'S PEST CONTROL	6747712	PEST CONTROL	51.88
			Vendor Total:	51.88
24806	PRESTWICK HOUSE INC	388633	ENGLISH BOOKS	312.51
			Vendor Total:	312.51
24807	PRIVACY SHIELDS.COM	136572	SNEEZE GUARDS	449.70
			Vendor Total:	449.70
24808	QUILL CORPORATION	9270652	SUPPLIES	141.96
24808	QUILL CORPORATION	9274977	TONER	74.99
24808	QUILL CORPORATION	9346904	TONER	121.99
24808	QUILL CORPORATION	9730653	SUPPLIES	77.90
			Vendor Total:	416.84
24809	RAY'S MIDBELL MUSIC	10513650	REEDS/SUPPLIES	56.95
24809	RAY'S MIDBELL MUSIC	10513738	SUPPLIES	156.53
24809	RAY'S MIDBELL MUSIC	10513738-1	REPAIRS	156.53
			Vendor Total:	370.01
24810	RONNFELDT, TINA	20200812RONN	LAP TRAYS - PK	135.83
			Vendor Total:	135.83
24811	SAVVAS LEARNING COMPANY LLC	4026172668	4TH GR SCIENCE	283.23
			Vendor Total:	283.23
24812	SCHOOL SPECIALTY SUPPLY INC	208125749427	SUPPLIES	18.20
			Vendor Total:	18.20
24813	STATE OF NEBRASKA	20200831ERAT E	ERATE ANNUAL CHARGE	2,148.86
			Vendor Total:	2,148.86
24814	STEINY'S GENERAL STORE	20200901STEI N	SUPPLIES	228.26
			Vendor Total:	228.26
24815	TIMM, PAUL	20200905TIMM	SAMPLING BUCKETS - SCIENCE WATER WATER GRANT	21.29
			Vendor Total:	21.29
24816	TOTTEN, BRENDA	20200901TOTT EN	CELL PHONE	480.00
			Vendor Total:	480.00

Check #	Vendor Name	Invoice	Description	Amount
24817	UHING AND JACOBS, LLC	1	DESKS	360.00
			Vendor Total:	360.00
24818	US BANK EQUIPMENT FINANCE	422510651	COPIER LEASE	415.79
			Vendor Total:	415.79
24819	VERIZON WIRELESS	9860791433	JET PACK	41.50
			Vendor Total:	41.50
24820	VETICK, PAT	598	REPAIR LIBRARY FLOOR/WALLS	6,352.67
			Vendor Total:	6,352.67
24821	WASTE CONNECTIONS OF NE, INC.	5679780	TRASH REMOVAL	472.17
			Vendor Total:	472.17
24822	WEST POINT NEWS	768897 769162	ADS	78.60
			Vendor Total:	78.60
			Fund Total:	168,782.32
			Checking Account Total:	168,782.32

Checking 2

Check #	Vendor Name	Invoice	Description	Amount
1138	BLACK DIAMOND ELECTRONICS	2131	RUN LINES FOR PA SYSTEM	792.50
1138	BLACK DIAMOND ELECTRONICS	2149	SPEAKERS FOR FB FIELD	1,988.94
			Vendor Total:	2,781.44
1139	T & H ELECTRIC, LLC	3609	PRESS BOX	10,069.91
			Vendor Total:	10,069.91
			Fund Total:	12,851.35
			Checking Account Total:	12,851.35

Checking 6

Check #	Vendor Name	Invoice	Description	Amount
9291	ALLIED APPLIANCE	68157	FOOD	2,674.00
			Vendor Total:	2,674.00
9292	CASH-WA DISTRIBUTING	12577878	FOOD	970.27
9292	CASH-WA DISTRIBUTING	12586488	FOOD	831.45
9292	CASH-WA DISTRIBUTING	12593042	FOOD	514.31
9292	CASH-WA DISTRIBUTING	CM2817950	FOOD	(17.50)
9292	CASH-WA DISTRIBUTING	CM2843194	FOOD	(40.78)
			Vendor Total:	2,257.75
9293	CONNELLY, AUDRA	2406	REFUND	18.55
			Vendor Total:	18.55
9294	HARRIS SCHOOL SOLUTIONS	MN00130776	SOFTWARE	1,134.59
			Vendor Total:	1,134.59
9295	HENNEMAN, MELODY	2042	REFUND	25.00
			Vendor Total:	25.00
9296	HILAND DAIRY FOODS COMPANY LLC	440252	FOOD	478.38
9296	HILAND DAIRY FOODS COMPANY LLC	440327-0001	FOOD	477.20
9296	HILAND DAIRY FOODS COMPANY LLC	440368	FOOD	198.74
9296	HILAND DAIRY FOODS COMPANY LLC	440406	FOOD	261.08
9296	HILAND DAIRY FOODS COMPANY LLC	440450	FOOD	284.10
9296	HILAND DAIRY FOODS COMPANY LLC	440483	FOOD	353.45
			Vendor Total:	2,052.95
9297	KAHLANDT, MACKENZIE	2321	REFUND	89.50
			Vendor Total:	89.50
9298	LARSEN, ZOE	2270	REFUND	13.45
			Vendor Total:	13.45
9299	LYONS SAVEMORE MARKET	09012020	FOOD	602.54
			Vendor Total:	602.54
9300	SYSO FOOD SERVICES	361190891	FOOD	446.07
9300	SYSO FOOD SERVICES	361223916	FOOD	12.42
9300	SYSO FOOD SERVICES	361225301	FOOD	(537.38)

<u>Check #</u>	<u>Vendor Name</u>	<u>Invoice</u>	<u>Description</u>	<u>Amount</u>
9300	SYSCO FOOD SERVICES	361233312	FOOD	2,450.27
9300	SYSCO FOOD SERVICES	361244820	FOOD	12.42
9300	SYSCO FOOD SERVICES	361245772	FOOD	1,515.61
9300	SYSCO FOOD SERVICES	361257114	FOOD	1,927.03
9300	SYSCO FOOD SERVICES	361269356	FOOD	670.15
			Vendor Total:	6,496.59
			Fund Total:	15,364.92
			Checking Account Total:	15,364.92

Net Payroll	\$157,310.93
Employee Deductions	86,013.50
District SS/Medicare	17,308.26
District Health/Life/HSA	57,552.23
District Retirement	<u>22,448.50</u>
	\$340,633.42
ACCOUNTS PAYABLE	<u>\$168,782.32</u>
TOTAL GENERAL FUND EXPENDITURES	\$509,415.74
SPECIAL BUILDING	\$ 12,851.35
LUNCH FUND	\$ 15,364.92

Secretary, Board of Education

ATTEST:

President, Board of Education

ADDITIONAL SERVICE AGREEMENT

LYONS-DECATUR NORTHEAST PUBLIC SCHOOLS

2020-2021

This agreement is by and between the Board of Education of Lyons-Decatur Northeast Public School District 11-0020 in Burt County Nebraska, hereinafter the "Board", and **Vanessa VonSeggern**, hereinafter called the "Employee", and for the purposes of obtaining services by the employee in addition to, but separate from, the employee's continuing contract as a certificated employee of the school district, for the period identified below, and establishing the compensation due to the employee for the performance of these services.

Description of duties: **Summer Instructional Music.**

This contract will consist of **10** days. The assigned duties shall be performed between May 31, 2021 and August 6, 2021. The employee will be required to maintain a log of activities and/or duties performed as required by this contract.

The employee is hereby informed that this agreement:

1. Is not subject to the provisions of the Nebraska Continuing Contract Law for teachers.
2. Is separate from any other contract of employment that the employee may have with Lyons-Decatur Northeast Public Schools.
3. Is for a period of less than one year.
4. Does not vest the employee with a continuing property right in these duties for any period of time beyond the beginning and ending dates specified in this agreement.
5. Is renewable annually at the discretion of the Board of Education.
6. Will terminate on or around the ending date specified in this agreement and without further notice to the employee or action by the Board.

The compensation for such service shall be **daily rate times 10 days**. The compensation shall be calculated by said teacher's per diem rate of base salary multiplied by the number of days stated within this contract.

In consideration of these services the Board agrees to pay the employee in two monthly installments in addition to any other compensation due and payable to the employee. The first installment will begin on July 20, 2021.

FOR THE BOARD OF EDUCATION

Fred Hansen, Superintendent of Schools

Date

My signature indicates receipt of this notice and agreement on the date indicated.

Vanessa VonSeggern
Vanessa VonSeggern

9/4/2020
Date

Lyons-Decatur Education Association

September 10, 2020

Mr. Trevor Preston, President
Lyons-Decatur Northeast Board of Education
District #20
P.O. Box 526
Lyons, NE 68038

Dear Mr. Preston:

The Lyons-Decatur Education Association continues to represent the certified staff employed by District #20. The Association requests that the Lyons-Decatur Northeast Board of Education recognize the Lyons-Decatur Education Association as the exclusive bargaining agent for these staff.

The Lyons-Decatur Education Association further requests that the annual bargaining for the terms of the contract for the school year 2021-22, and if desired by both parties, a two-year agreement including the 2022-23 school year, begin at the earliest mutual date, no later than November 1, 2020.

Please direct your response to the undersigned. Thank you and we look forward to another productive partnership.

Sincerely,



Kevin L. Anderson
President
Lyons-Decatur Education Association

cc: Superintendent Fred Hansen