

## Board of Education

Monday, February 23, 2026 Work Session 6-7pm, Regular Session 7pm  
Valdez City Council Chambers, 212 Chenega Ave (corner of Chenega &  
Fairbanks), A-frame building behind City Hall, Valdez, AK 99686

### A. WORK SESSION

A.1. FY27 Budget Review

**Speaker (s)** : Amber  
Cawley/Susan Love

### B. PRELIMINARIES

B.1. Call to Order

B.2. Pledge of Allegiance

B.3. Roll Call

B.4. Review of Minutes from the Regular School Board  
Meeting on Feb 9, 2026

### C. PUBLIC COMMENT ON NON-AGENDA ITEMS

C.1. Public Comment Guidelines

### D. AWARDS, HONORS AND CELEBRATIONS

D.1. School Board Appreciation Month

### E. REPORTS/INTRODUCTIONS

E.1. Superintendent Report

**Speaker (s)** : Jason  
Weber

E.2. Director of Curriculum, Instruction and  
Assessment Report

**Speaker (s)** : Jon  
Berkeley

E.3. Director of Facilities and Operations Report

**Speaker (s)** : Dan  
Bryant

E.4. Director of Business Services Report

**Speaker (s)** : Amber  
Cawley/Susan Love

E.5. Director of Special Education and Federal  
Programs Report

**Speaker (s)** : Rylee  
Ownbey

E.6. Director of Technology and Communications  
Report

**Speaker (s)** : Megan  
Gunderson

### F. CONSENT AGENDA

**Speaker (s)** : Jason  
Weber

F.1. Approve Personnel Action Report

F.2. Approve budget amendment 26-6 for the 12  
welding booths approved at the Feb 9, 2026  
meeting.

**Speaker (s)** : Amber  
Cawley/Susan Love

### G. NEW BUSINESS

G.1. Approve 1st Reading Board Review of Policies:

**Speaker (s)** : Jason  
Weber

G.2. Discussion on FY27 Budget Review Presented in  
Work Session

**Speaker (s)** : Amber  
Cawley/Susan Love

### H. BOARD BUSINESS FROM THE FLOOR

H.1. Comments From Board Members

**I. INFORMATION ITEMS**

I.1. Jr Rifle Range Letter

I.2. January Warrants

**J. FUTURE MEETING DATES**

J.1. Mar 9, 2026 Work Session 6pm /Regular Session  
7pm

J.2. Mar 23, 2026 Work Session 6pm /Regular Session  
7pm

**K. EXECUTIVE SESSION**

K.1. Go Into Executive Session

K.2. Come Out of Executive Session

**L. POSSIBLE ACTION FROM EXECUTIVE SESSION**

**M. ADJOURNMENT**

M.1. Adjourn the Meeting

## Board of Education

Monday, February 9, 2026 Regular Session 7pm  
Valdez City Council Chambers, 212 Chenega Ave (corner of Chenega & Fairbanks), A-frame building behind City Hall, Valdez, AK 99686

Sonya Ash-Selanoff: Absent  
Kalin King: Present  
Scott McCumby: Present  
Dr Kyra Meyer: Present  
Dr Kathleen Todd: Present  
Bryan Vincent: Present  
Carey Wade: Present

### A. PRELIMINARIES

#### A.1. Call to Order

**Discussion:** Meeting Called to Order at 7:08pm

#### A.2. Pledge of Allegiance

**Discussion:** President Kalin King led the Pledge of Allegiance.

#### A.3. Roll Call

#### A.4. Review of Minutes from the Regular School Board Meeting on Jan 26, 2026

### B. PUBLIC COMMENT ON NON-AGENDA ITEMS

#### B.1. Public Comment Guidelines

**Discussion:** No Public Comments

### C. AWARDS, HONORS AND CELEBRATIONS

#### C.1. United States Senate Youth Program

**Discussion:** VHS Principal Peter Baksis gave his presentation to recognize Erik Vincent.

**Speaker (s):** Peter Baksis

### D. REPORTS/INTRODUCTIONS

#### D.1. Superintendent Report

**Discussion:** Jason Weber gave his report, no questions.

**Speaker (s):** Jason Weber

#### D.2. VHS Student Representative Report

**Discussion:** Jewelry Weber gave her report, no questions.

**Speaker (s):** Jewelry Weber

#### D.3. VHS Principal Board Report

**Discussion:** Peter Baksis gave his report, no questions.

**Speaker (s):** Peter Baksis

#### D.4. GMS Board Report

**Discussion:** Amanda Tippetts gave her report, no questions.

**Speaker (s):** Amanda Tippetts

#### D.5. HHES Board Report

**Discussion:** Krista Howell not present.

**Speaker (s):** Krista Howell

### E. CONSENT AGENDA

#### Action(s):

I move to approve the Consent Agenda as presented. This motion, made by Dr Kathleen Todd

**Speaker (s):** Jason Weber

and seconded by Bryan Vincent, Carried.

**Voting Detail:**

Sonya Ash-Selanoff: Absent  
Kalin King: Yea  
Scott McCumby: Yea  
Dr Kyra Meyer: Yea  
Dr Kathleen Todd: Yea  
Bryan Vincent: Yea  
Carey Wade: Yea

**Voting Summary:** Yea: 6, Nay: 0, Absent: 1

E.1. Approve Personnel Action Report

E.2. Approve Budget Amendment #26-5

**F. NEW BUSINESS**

F.1. Approve FY26 Scheduled 1:1 Program Device Inventory Replacement

**Speaker (s):** Megan Gunderson

**Action(s):**

I move to approve the FY26 scheduled 1:1 program device inventory replacement in the amount of \$237,950. This motion, made by Carey Wade and seconded by Bryan Vincent, Carried.

**Voting Detail:**

Sonya Ash-Selanoff: Absent  
Kalin King: Yea  
Scott McCumby: Yea  
Dr Kyra Meyer: Yea  
Dr Kathleen Todd: Yea  
Bryan Vincent: Yea  
Carey Wade: Yea

**Voting Summary:** Yea: 6, Nay: 0, Absent: 1

**Discussion:** Dr Todd asked if we could get Apple Care for longer. Megan explained they have a 3-year lease option or a 4-year Apple Care. This allows us to hang onto them longer. Dr Todd asked what we do with the older ones? Megan explained that she keeps the best and backfills to make our investment last longer.

F.2. Approve Purchase of 12 Welding Booths

**Speaker (s):** Jason Weber

**Action(s):**

I move to approve the purchase of 12 welding booths from Central Welding in the amount of \$134,817. This motion, made by Carey Wade and seconded by Dr Kathleen Todd, Carried.

**Voting Detail:**

Sonya Ash-Selanoff: Absent  
Kalin King: Yea  
Scott McCumby: Yea  
Dr Kyra Meyer: Yea  
Dr Kathleen Todd: Yea

Bryan Vincent: Yea

Carey Wade: Yea

**Voting Summary:** Yea: 6, Nay: 0, Absent: 1

**Discussion:** Carey asked if we had enough interest to warrant this purchase. Isaac Deaton said he had to cut his class off at 7-9 students and could host many more with additional booths. Wants to become one of the standards for CTE in the state.

Bryan Vincent is very happy we are heading in this direction. Great that these new booths incorporate ventilation. Asked about making sure we have the appropriate power sources. Jason reassured him we could meet these needs.

Kalin King asked what account this is coming from. Jason explained that this is coming from undesignated reserves. We have an excess we must spend as we can only carry over 10%

Scott asked how old our existing welding booths were. Isaac Deaton said these were the originals from the 70s that he has modified a few times to meet the changing needs.

F.3. Approve 5th Grade Field Trip to Cordova

**Speaker(s):** Krista Howell

**Action(s):**

I move to approve the HHES 5th grade field trip to Cordova in May as presented. This motion, made by Scott McCumby and seconded by Carey Wade, Carried.

**Voting Detail:**

Sonya Ash-Selanoff: Absent

Kalin King: Yea

Scott McCumby: Yea

Dr Kyra Meyer: Yea

Dr Kathleen Todd: Yea

Bryan Vincent: Yea

Carey Wade: Yea

**Voting Summary:** Yea: 6, Nay: 0, Absent: 1

**Discussion:** Dr Todd stated that the policy states we have Travel Forms for this and asked if this could be completed. Jason stated that this historically hasn't applied to HHES. Dr. Todd asked if we could do something similar to be sure chaperons are listed, money raised, etc. and wants to be sure we are following our own policy. Kalin King asked if we should postpone this to the next meeting. Dr Todd said we could just use the high school form and fill it out as it applies.

## G. BOARD BUSINESS FROM THE FLOOR

G.1. Comments From Board Members

**Discussion:** Dr Kyra Meyer: Lovely to see Erik Vincent and family and getting our students academically ready. PAR is happy and sad with so

many emotions as we move forward.

Dr Kathy Todd: COVID looks like strep throat this time around. It would be wise if sick students and family members wore masks if needed.

Bryan Vincent: Congrats to the Bucs with Nordic Skiing and Elk Tourney coming up this weekend.

Scot McCumby: Thank you to Christine for your hard work, and you will be missed.

Carey Wade: No Comment

Kalin King: Masks are suggested, not mandated.

#### H. **INFORMATION ITEMS**

H.1. AASB Completed Policies—See Public Content Notes

H.2. DEED Flex Friday FY27 Calendar Approval Letter

#### I. **FUTURE MEETING DATES**

I.1. Feb 10, 2026 Board Retreat/Meeting 6pm

I.2. Feb 16, 2026 Policy Review Committee Meeting 6pm

I.3. Feb 23, 2026 Work Session 6pm/Regular Meeting 7pm

#### J. **EXECUTIVE SESSION**

##### **Action(s):**

I make a motion to go into Executive Session. This motion, made by Scott McCumby and seconded by Carey Wade, Carried.

##### **Voting Detail:**

Sonya Ash-Selanoff:	Absent
Kalin King:	Yea
Scott McCumby:	Yea
Dr Kyra Meyer:	Yea
Dr Kathleen Todd:	Yea
Bryan Vincent:	Yea
Carey Wade:	Yea

**Voting Summary:** Yea: 6, Nay: 0, Absent: 1

J.1. Go Into Executive Session

- Superintendent Evaluation and Q2 Check in
- Update on Final Dolores Gard Award Winner after last minute entry and next steps

J.2. Come Out of Executive Session

#### K. **POSSIBLE ACTION FROM EXECUTIVE SESSION**

#### L. **ADJOURNMENT**

L.1. Adjourn the Meeting

**Discussion:** Meeting Adjourned at 8:35pm.

---

Board Secretary



## Office of Superintendent Valdez City Schools

# BOARD REPORT

Feb 23, 2026

### Goals:

- I am moving forward with making the rifle range a weight room. I talked with Amber and we have funds available to buy additional equipment to stock the weight room this year, which means I will need to move quickly to get a recommendation to the board in time to have the equipment here before the end of the fiscal year. I expect to have a proposal to buy weight lifting equipment for the high school weight room on the March 9th board meeting.
- The high school desks and chairs arrived during Elks basketball and had to be stored at the bus barn due to the timing of delivery and Elks weekend. For the most part they are preassembled which should expedite the process of getting them in classrooms. Dan's team has already been working to get them into classrooms.
- We have begun interviewing for special education and English. We have been receiving applications for the other positions and remain optimistic in filling our open positions. The administrative team and staff have been outgoing in reaching out to candidates and encouraging people to apply.
- Friday January 30th was the last day to turn in contracts. All open teaching positions are now posted externally and we are seeking applicants for Middle School Counselor, HS English, HS Science, Secondary CTE/Shop, and Special Education.
- The DO/HHES project is in its final stages, during the substantial completion meeting there were a few mechanical and electrical issues that were identified which is delaying the handover of the project. Visually it looks completed, the front desk is in place etc. The city is working on ordering furniture. So our new timeline looks more like spring break.

- The district has started meeting with Prince William Sound College and has had some very productive conversations. We identified several areas where we could support each other. We will be meeting more regularly to ensure our partnership grows. I have asked Kate Gaudreau to work with the college to survey our kids to figure out what things they would be interested in taking with the college so we can work to provide more opportunities in our school.
- RFQ High School will be going out soon, Kasey has been working hard and keeping me informed.

## Engagement

- The administrative team was able to meet and start working/looking at the draft mission and vision and conceptualize the work they will need to do to support the writing of a strategic plan.

## SEL

- 

## Concerns

- Hiring teachers will continue to be a challenge. There is a shortage of teachers statewide and nationally. We are being proactive and working hard to both advertise and get our name out through virtual job fairs, facebook postings, job boards, and reaching out to potential candidates to encourage them to consider Valdez.

## Achievement/celebrations

- 

## VCS Legislative Update

- I wrote a letter in support of HB 256 Purple Star Schools. HHES has been working hard to get our school designated as a Purple Star School. We will find out if we were selected in April. Being selected as Purple Star School shows our commitment to military students and families in their transition and experience at our schools. If selected we would like to work to get the same designation for our other schools. The bill in the House would allow for a small cost factor to be added to the student funding equation, much the same as CTE. It would not be a huge amount of money. It's been good for our district to be

partnering with the Coast Guard and Earnest Kincade of the USAF who oversees the Purple Star program. He had reached out personally for our support.



## **Director of Curriculum, Instruction, and Assessment Board Report**

Monday, February 23, 2026

### **Planning:**

- Testing Windows
  - The WIDA ACCESS testing window for English Language Learners (ELL) is now open. The testing window is from February 2, 2026 to March 30, 2026. Mrs. Carrie Stander is the district ELL teacher and will be administering the test to our ELL students (We have less than 5).
  - The AKSTAR state testing window opens April 1 and closes May 1, 2026. The district testing window begins April 14, 2026 with AKSTAR ELA/Math and the Alaska Science test the following week April 21, 2026. There may be some shifting in which test is given on a particular day, but the testing window should stay the same.
  - NAEP testing will be held on March 5, 2026. As a reminder, the NAEP test is a national test that tests students in grades 4, 8, and 12 in Reading, Math, and Science. It is also known as “The Nation’s Report Card”. GMS students in 8th grade will be taking the NAEP test in either Reading or Math. A visiting NAEP testing proctor will administer the test.
- Reordering
  - Ordering consumables for our core programs will begin soon. There should be little to no cost for our core program consumables as the initial purchases were based on a six year agreement. The student edition numbers will be based on the current year’s student enrollment in each grade or class at the secondary level. Principal and teacher input will also be sought to refine the ordering numbers.
- Budget for FY27
  - I have reviewed the Professional Development spending for this school year and based on the number of teacher requests, planned PD events, and conference attendance I have requested the PD budget be increased from \$30K this school year to \$60K for next year’s budget. This will be reflected in Amber and Susan’s budget draft(s). As we continue to refine and review our goals, professional development is a constant that needs to be adjusted from year to year that is based on staff needs.

- BTC Planning Meeting
  - I will be meeting with all three Building Testing Coordinators (BTCs) before the spring break to discuss the testing schedule, account access, issues or questions from the Spring 2025 testing window, etc. Last year's state testing went very smoothly with minor hiccups that were quickly dealt with.

**In Process:**

- Curriculum Committee
  - I have asked the curriculum committee members to begin to narrow down a field of choice to begin working on the curriculum. We have a good balance of staff from all three buildings. This will be an easier task for secondary than elementary school as elementary teachers have all subjects in the classroom during the school day. We are up to nine staff members on the committee. Our first meeting will focus on this focus choice, key terms, building background knowledge, and discussing questions or comments regarding the template or reference documents.
- District Testing Coordinator + Certified Facilitator Training w/NWEA
  - I attended the DTC training and CF training in Anchorage last week. There was a lot of information shared and discussed in preparation for the upcoming AKSTAR and Alaska Science tests.



## VALDEZ CITY SCHOOLS

PO Box 398 • 1112 West Klutina Street • Valdez, AK 99686

Telephone (907) 834-4701 • Fax (907) 835-4964

[www.valdezcityschools.org](http://www.valdezcityschools.org)

# Facilities Report

February 2026

### Hermon Hutchens Elementary School (HHES)

- **Office Remodel:** Nearing completion; we anticipate moving in very soon, pending a few final action items.
- **Heating System:** The new expansion tank is scheduled for installation on the 20th.
- **IT Server Room:** The new air conditioning system has been installed and is functioning well.
- **Access Control:** Arcticom will be on-site on the 26th to complete the installation of the remaining access devices on doors within the construction zone.

### Gilson Middle School (GMS)

- **Access Control:** Arcticom is finalizing the design for the new system. Installation is projected for April.
- **Kitchen:** The cooking hood malfunctioned following its 6-month inspection; the contractor returned the next day and completed the necessary repair.

### Valdez High School (VHS)

- **Locker Room Revitalization:** New sinks have been installed. We are awaiting the final piece of trim to finish the counter/wall area. Water fountains are planned for installation in the same area as the sinks.
- **Fire Sprinkler System:** The contractor was scheduled to rebuild the backflow protector but brought incorrect parts, so the job was not completed. The backflow device is still functional but is leaking.
- **Furniture:** New desks have arrived. We are currently inventorying and assembling them at the Warehouse. A plan is in place to swap the new desks for the old ones, one classroom at a time, which should take only a couple of days.
- **Elevator Remodel:** The project is scheduled for mid-March, but we have requested the contractor to start earlier. We have also addressed the necessary code requirements.

### District Office (DO)

- **Relocation Prep:** Move preparations are underway. Boxes have been distributed, and a

roll-off dumpster has been staged to help dispose of obsolete or damaged items.

### **Warehouse (Bus Barn)**

- **Freezer:** A new issue has developed; the contractor is scheduled to be on-site the week of February 23rd-27th.

### **Vehicle & Equipment Status**

- **Volvo L20 Loader:** Corrosion has damaged the electrical components of the accelerator pedal, causing it to malfunction. A new part is currently on hand and is scheduled for immediate installation.
- **Volvo L30 Loader:** .The front windshield wipers failed to operate. Troubleshooting identified a faulty wiper arm drive as the cause. A warranty claim has been filed, and Volvo is shipping the necessary replacement parts.

### **General District Updates**

- **Kitchens:** The commercial kitchen hoods at all three schools passed their 6-month inspection by a fire protection contractor.
- **Lawn Care:** We are currently obtaining quotes for summer lawn care, which is expected to free up maintenance staff time for deep cleaning of gyms and other intensive preventive maintenance tasks.
- **Snow Removal:** The tracked bobcat and snow blower attachment have been successfully used to clear snow away from the windows at HHES. GMS is the next priority for this service.

Please feel free to reach out with any questions regarding these updates, or let me know if you would like a behind-the-scenes tour of any of our facilities.

**Dan Bryant**, *Director of Facilities and Operations*

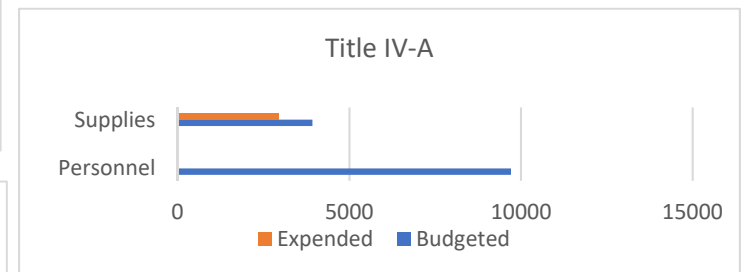
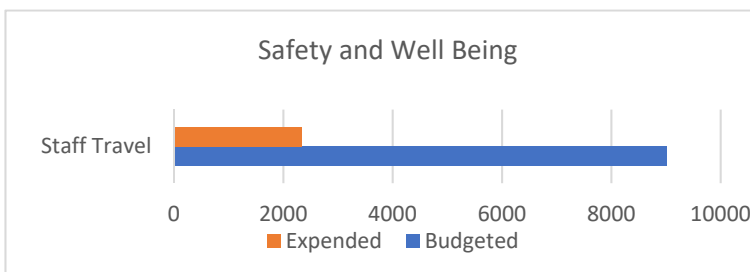
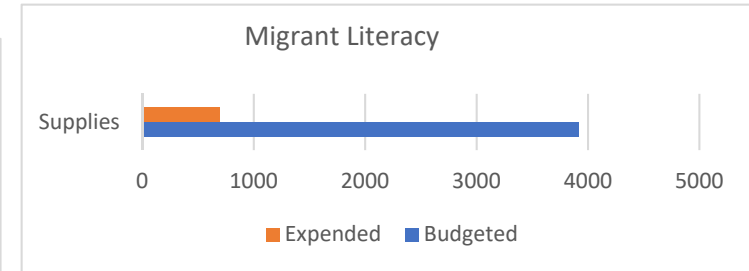
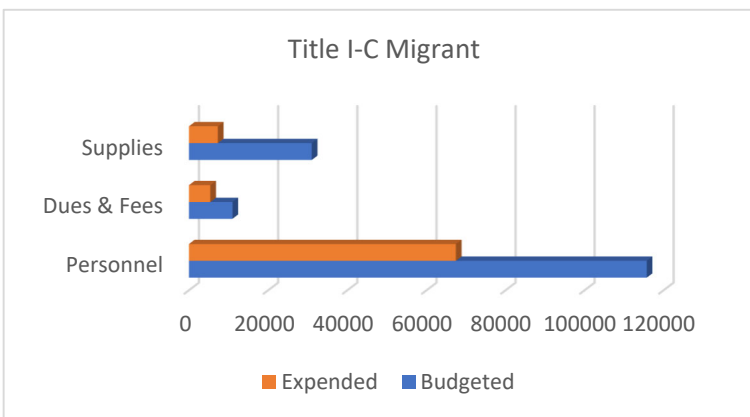
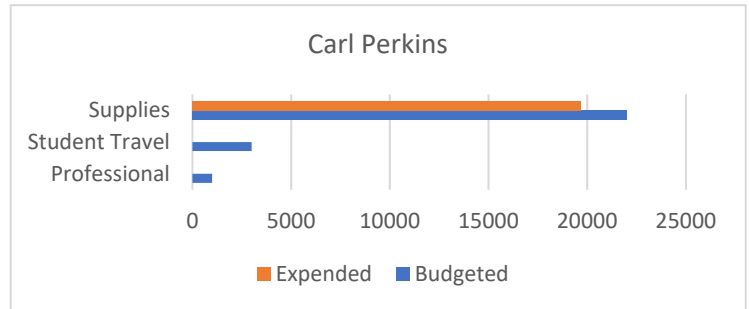
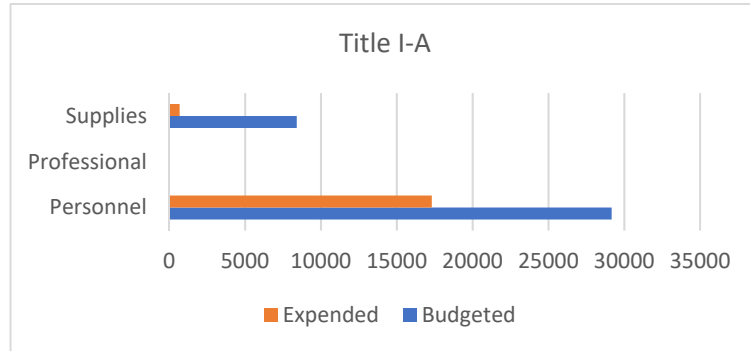
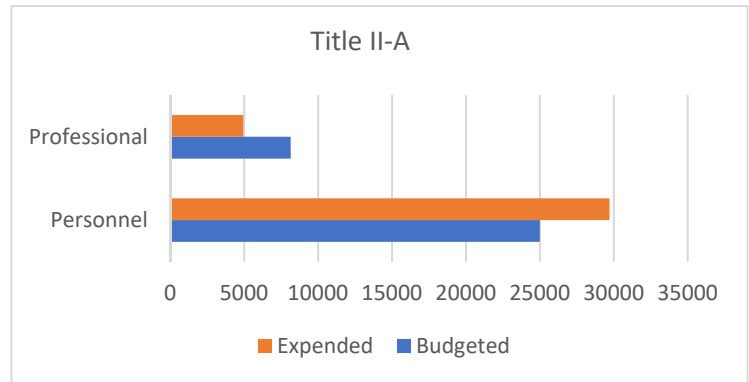
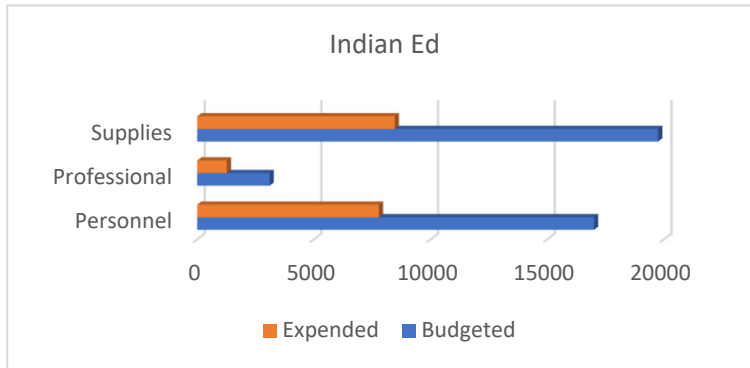
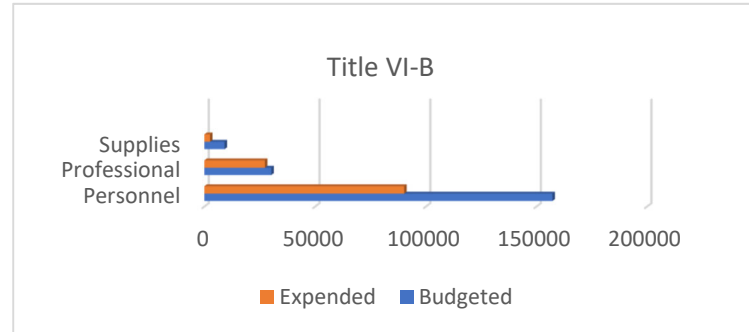
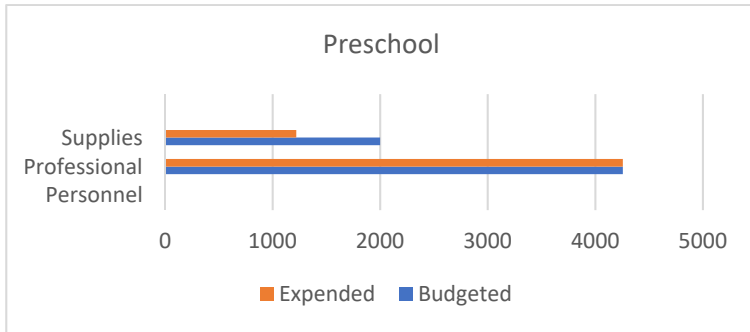


Re: BUSINESS OFFICE REPORT  
 From: Amber Cawley  
 Date: February 23, 2026

- ❖ The Alaska Airlines mileage balance as of 02/20/2026 is 500,405. Since July 1, 2025, 262,110 miles have been earned and 242,500 have been used.
- ❖ The latest insurance report is attached.
- ❖ We have currently spent 56.24% of our budget. In FY25, FY24, FY23, FY22 and FY21, we had spent 56.67%, 52.44%, 53.84%, 49.17% and 50.95%, respectively.

	2025-26 Original Budget	2025-26 Amended Budget	2025-26 Spent	2025-26 Remaining
<b>REGULAR INSTRUCTION</b>	\$ 5,174,433.45	\$ 5,393,737.45	\$ 2,749,039.98	\$ 2,644,697.47
<b>CURRICULUM</b>	\$ 274,407.32	\$ 274,407.32	\$ 196,357.57	\$ 78,049.75
<b>TECHNOLOGY</b>	\$ 581,069.02	\$ 581,069.02	\$ 371,199.98	\$ 209,869.04
<b>VOCATIONAL EDUCATION</b>	\$ 232,210.22	\$ 232,210.22	\$ 267,626.03	\$ (35,415.81)
<b>SPECIAL EDUCATION</b>	\$ 2,065,917.19	\$ 2,065,917.19	\$ 866,974.87	\$ 1,198,942.32
<b>SPECIAL ED SUPPORT</b>	\$ 344,538.04	\$ 344,538.04	\$ 201,236.73	\$ 143,301.31
<b>SUPPORT SERV-STDNTS</b>	\$ 398,727.87	\$ 398,727.87	\$ 193,526.33	\$ 205,201.54
<b>SUPPORT SERV-INSTR</b>	\$ 939,617.75	\$ 951,215.46	\$ 563,391.10	\$ 387,824.36
<b>BUILDING ADMIN</b>	\$ 540,635.78	\$ 540,635.78	\$ 312,482.59	\$ 228,153.19
<b>BUILDING ADMIN SUPPORT</b>	\$ 275,678.38	\$ 275,678.38	\$ 152,359.63	\$ 123,318.75
<b>DIST ADMINISTRATION</b>	\$ 380,781.62	\$ 380,781.62	\$ 250,123.78	\$ 130,657.84
<b>SCHOOL BOARD</b>	\$ 45,750.00	\$ 45,750.00	\$ 32,641.10	\$ 13,108.90
<b>DIST ADMIN-SUPPORT</b>	\$ 375,514.33	\$ 450,421.55	\$ 266,096.77	\$ 184,324.78
<b>OPER/MAINTENANCE</b>	\$ 3,040,515.61	\$ 2,128,360.94	\$ 1,486,279.42	\$ 642,081.52
<b>TOTALS</b>	\$14,669,796.58	\$14,063,450.84	\$ 7,909,335.88	\$ 6,154,114.96
<b>TRANSPORTATION</b>	\$ 687,741.86	\$ 687,741.86	\$ 408,797.02	\$ 278,944.84
<b>COMM ED</b>	\$ 912,154.67	\$ 912,154.67	\$ 636,976.89	\$ 275,177.78
<b>LUNCH</b>	\$ 1,079,466.27	\$ 1,079,466.27	\$ 628,050.74	\$ 451,415.53
<b>PUPIL ACITIVITIES</b>	\$ 851,594.57	\$ 851,594.57	\$ 562,937.35	\$ 288,657.22
<b>TECHNOLOGY</b>	\$ 312,623.00	\$ 503,486.00	\$ 505,612.76	\$ (2,126.76)
<b>CIP-BUILDING</b>	\$ 240,000.00	\$ 277,870.00	\$ 380,336.52	\$ (102,466.52)
<b>VEHICLE REPLACEMENT</b>	\$ 94,624.00	\$ 94,624.00	\$ -	\$ 94,624.00

Grants FY26



# City of Valdez & Valdez City Schools

Experience Report  
for the Period  
April 1, 2025 through March 31, 2026  
Paid Claims through December 31, 2025

Prepared by:  
Account Executive: Shannon Mahan  
Account Manager: Amanda Hesser  
Account Analyst: Evan Eldred



**Risk Management, Insurance, and Employee Benefits Solutions**  
Parker, Smith & Feek, an IMA Company  
3700 Centerpoint Drive, Suite 102, Anchorage AK 99503

**IMA, Inc.**  
Insurance | Risk Management | Surety | Employee Benefits

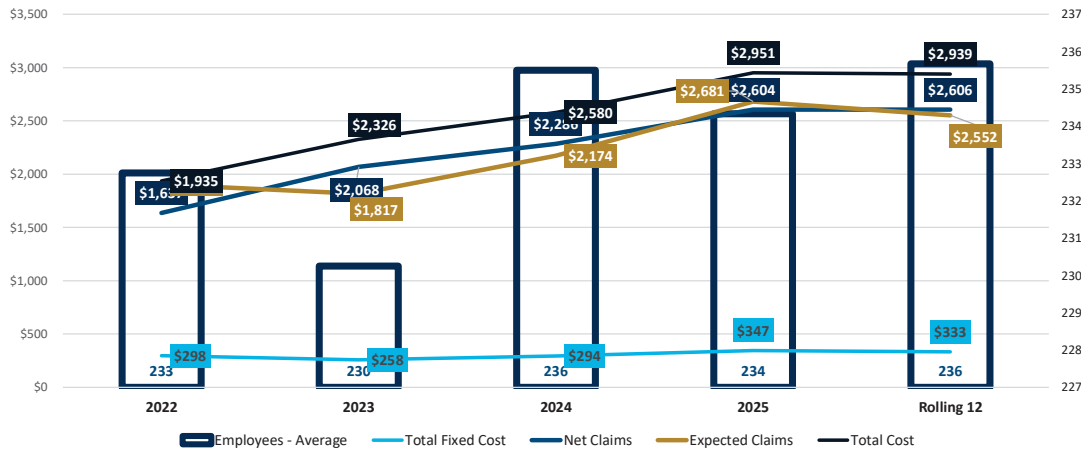
*The information contained in this confidential Claims Report was obtained from unaudited information submitted by Insurance Companies and/or Third Party Administrators. It is intended to be used for illustrative purposes only. If there are any discrepancies, the Insurance Company information will prevail.*



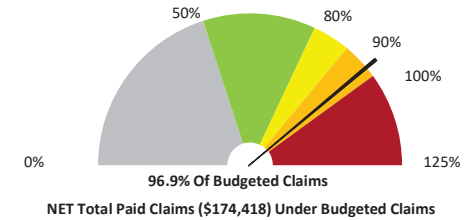
**City of Valdez & Valdez City Schools**  
**Executive Summary - Medical & Rx Plan Cost**  
**Plan Year Start: April 1, 2025**  
**Paid through: December 31, 2025**



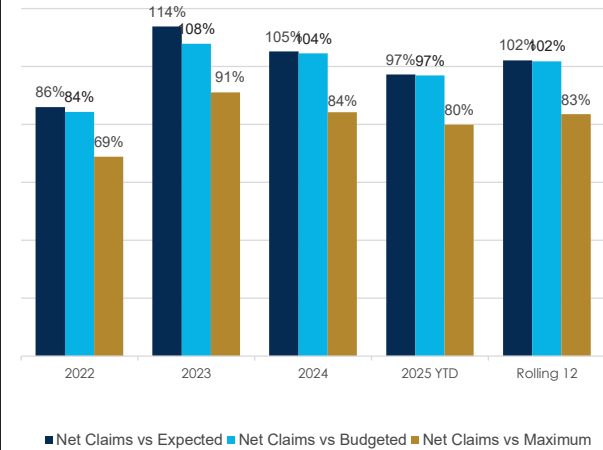
**Total Plan Cost vs. Total Budget History**



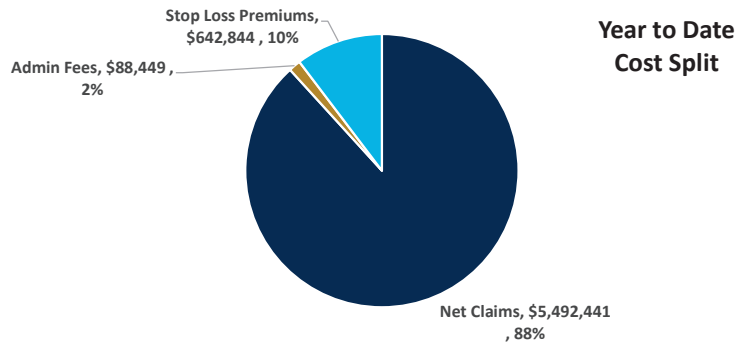
**Net Paid Claims vs. Budgeted Claims**



**Net Claims Comparison vs Expected and Maximum**

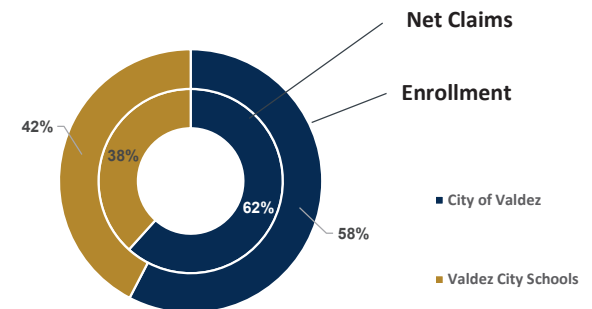


**Financial Summary - Totals Through December**



YTD Totals Through December 2025 and Rolling 12					
	2022 YTD	2023 YTD	2024 YTD	2025 YTD	Rolling 12
Gross Claims	\$3,335,263	\$4,357,840	\$4,943,577	\$5,899,846	\$8,704,390
Less: Reimb. and Rebates	(\$335,517)	(\$304,458)	(\$359,633)	(\$407,405)	(\$1,335,356)
<b>Net Claims</b>	<b>\$2,999,745</b>	<b>\$4,053,382</b>	<b>\$4,583,945</b>	<b>\$5,492,441</b>	<b>\$7,369,034</b>
% Change	-	35.1%	13.1%	19.8%	-
Expected Claims	\$3,978,275	\$3,733,038	\$4,579,607	\$5,653,518	\$7,216,279
Actual vs Expected	75.4%	108.6%	100.1%	97.2%	102.1%
Admin Fees	\$85,370	\$84,870	\$90,244	\$88,449	\$119,271
Stop Loss Premiums	\$537,688	\$444,753	\$528,962	\$642,844	\$823,349
<b>Total Fixed Cost</b>	<b>\$623,057</b>	<b>\$529,623</b>	<b>\$619,206</b>	<b>\$731,293</b>	<b>\$942,620</b>
% Change	-	-15.0%	16.9%	18.1%	-
<b>Total Cost</b>	<b>\$3,622,803</b>	<b>\$4,583,005</b>	<b>\$5,203,151</b>	<b>\$6,223,734</b>	<b>\$8,311,654</b>
% Change	-	26.5%	13.5%	19.6%	-
<b>Budget</b>	<b>\$4,681,491</b>	<b>\$4,467,479</b>	<b>\$5,230,174</b>	<b>\$6,398,152</b>	<b>\$8,184,114</b>
Gain / (Loss)	\$1,058,689	(\$115,526)	\$27,023	\$174,418	(\$127,540)
Employees	2,089	2,054	2,107	2,109	2,828
% Change	-	-1.7%	2.6%	0.1%	-

**Enrollment and Net Claims By Plan**



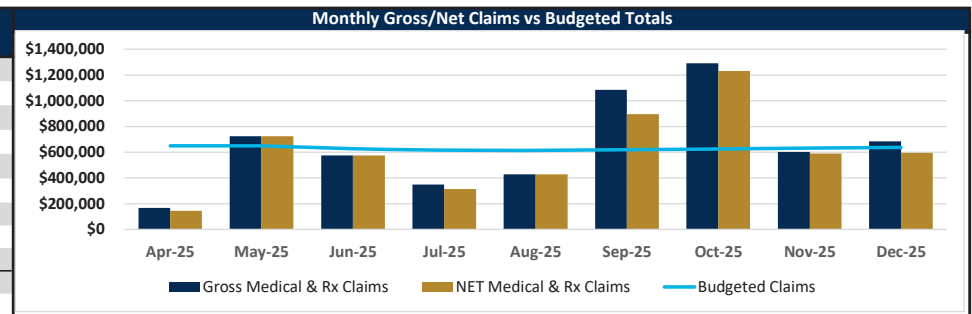


**Medical & Rx  
Plan Performance Report  
All Plans**



Month	Total Employees	Total Members	Total Admin	Total Stop Loss Premium	Gross Medical Claims	Gross Rx Claims	Gross Medical & Rx Claims	Less: Individual Stop Loss Reimb.	Less: Other Rebates and Reimb.	NET Medical & Rx Claims	Budgeted Claims	Net Claims vs. Budgeted Claims	Total Actual Cost
1	2	3	4	5	6	7	8	9	10	11	12	13	14
							= 6 + 7			= 8 + 9 + 10		= 11 / 12	= 4 + 5 + 11
Apr-25	242	748	\$10,126	\$73,764	\$165,491	\$0	\$165,491	\$0	(\$22,254)	\$143,237	\$649,476	22%	\$227,127
May-25	244	748	\$10,199	\$74,374	\$516,371	\$206,932	\$723,304	\$0	\$0	\$723,304	\$649,486	111%	\$807,876
Jun-25	234	723	\$9,805	\$71,326	\$479,495	\$93,509	\$573,004	\$0	\$0	\$573,004	\$627,999	91%	\$654,135
Jul-25	228	706	\$9,585	\$69,497	\$260,219	\$87,253	\$347,472	\$0	(\$35,264)	\$312,208	\$615,972	51%	\$391,290
Aug-25	226	701	\$9,503	\$68,887	\$314,344	\$114,099	\$428,443	\$0	\$0	\$428,443	\$611,791	70%	\$506,833
Sep-25	229	704	\$9,622	\$69,801	\$955,242	\$130,045	\$1,085,287	(\$188,682)	\$0	\$896,605	\$618,977	145%	\$976,029
Oct-25	232	713	\$9,750	\$70,716	\$1,167,009	\$123,306	\$1,290,315	(\$9,462)	(\$49,446)	\$1,231,407	\$624,208	197%	\$1,311,873
Nov-25	236	725	\$9,888	\$71,935	\$473,956	\$127,155	\$601,111	(\$11,212)	\$0	\$589,899	\$632,774	93%	\$671,721
Dec-25	238	730	\$9,970	\$72,545	\$564,395	\$121,024	\$685,419	(\$91,084)	\$0	\$594,336	\$636,176	93%	\$676,851
<b>Totals</b>	<b>2,109</b>	<b>6,498</b>	<b>\$88,449</b>	<b>\$642,844</b>	<b>\$4,896,523</b>	<b>\$1,003,323</b>	<b>\$5,899,846</b>	<b>(\$300,440)</b>	<b>(\$106,964)</b>	<b>\$5,492,441</b>	<b>\$5,666,859</b>	<b>96.9%</b>	<b>\$6,223,734</b>
Averages	234	722	\$9,828	\$71,427	\$544,058	\$111,480	\$655,538		(\$11,885)	\$610,271	\$629,651		\$691,526
PEPM			\$42	\$305	\$2,322	\$476	\$2,797	(\$142)	(\$51)	\$2,604	\$2,687		\$2,951
Annualized	2,812	8,664	\$117,932	\$857,126	\$6,528,697	\$1,337,764	\$7,866,461		(\$142,619)	\$7,323,255	\$7,555,812		\$8,298,313
% Change	-0.5%	-0.8%	-2.1%	+21.4%	-5.3%	+64.1%	+2.0%		-26.8%	+13.9%	+22.8%		+14.4%
Rolling 12: Jan-25 - Dec-25	2,828		\$119,271	\$823,349	\$7,493,098	\$1,211,292	\$8,704,390	(\$1,193,943)	(\$141,413)	\$7,369,034	\$7,241,494	101.8%	\$8,311,654
Averages	236		\$9,939	\$68,612	\$624,425	\$100,941	\$725,366		(\$11,784)	\$614,086	\$603,458		\$692,638
PEPM			\$42	\$291	\$2,650	\$428	\$3,078	(\$422)	(\$50)	\$2,606	\$2,561		\$2,939
Apr-24 - Mar-25	2,826		\$121,065	\$709,467	\$6,928,923	\$819,198	\$7,748,121	(\$1,091,653)	(\$195,931)	\$6,460,538	\$6,185,603	104.4%	\$7,291,070
Averages	236		\$10,089	\$59,122	\$577,410	\$68,266	\$645,677		(\$16,328)	\$538,378	\$515,467		\$607,589
PEPM			\$43	\$251	\$2,452	\$290	\$2,742	(\$386)	(\$69)	\$2,286	\$2,189		\$2,580
% Change	+2.3%		+3.8%	+15.9%	+19.3%	-20.7%	+13.3%		-35.3%	+10.6%	+14.2%		+10.9%
Apr-23 - Mar-24	2,763		\$114,071	\$598,272	\$5,678,935	\$1,009,754	\$6,688,689	(\$679,120)	(\$296,058)	\$5,713,511	\$5,296,561	107.9%	\$6,425,854
Averages	230		\$9,506	\$49,856	\$473,245	\$84,146	\$557,391		(\$24,672)	\$476,126	\$441,380		\$535,488
PEPM			\$41	\$217	\$2,055	\$365	\$2,421	(\$246)	(\$107)	\$2,068	\$1,917		\$2,326

	Tier Enrollment Trends			
	Ee	Ee+Sp	Ee+Ch	Fam
Apr-25	46	48	32	116
May-25	49	49	30	116
Jun-25	46	47	28	113
Jul-25	44	45	28	111
Aug-25	43	45	28	110
Sep-25	44	46	28	111
Oct-25	45	47	29	111
Nov-25	46	48	29	113
Dec-25	46	50	30	112
<b>Totals</b>	<b>409</b>	<b>425</b>	<b>262</b>	<b>1,013</b>
Average	45	47	29	113



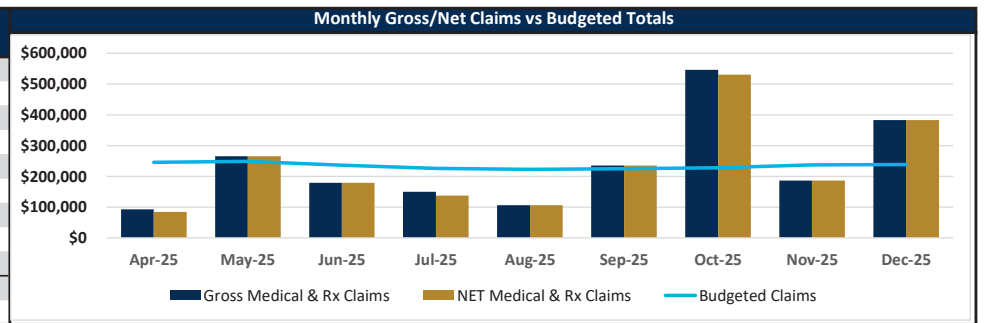


**Medical & Rx  
Plan Performance Report  
Valdez City Schools**



Month	Total Employees	Total Members	Total Admin	Total Stop Loss Premium	Gross Medical Claims	Gross Rx Claims	Gross Medical & Rx Claims	Less: Individual Stop Loss Reimb.	Less: Other Rebates and Reimb.	NET Medical & Rx Claims	Budgeted Claims	Net Claims vs. Budgeted Claims	Total Actual Cost
1	2	3	4	5	6	7	8 = 6 + 7	9	10	11 = 8 + 9 + 10	12	13 = 11 / 12	14 = 4 + 5 + 11
Apr-25	105	329	\$3,847	\$32,005	\$92,641	\$0	\$92,641	\$0	(\$7,983)	\$84,659	\$245,762	34%	\$120,511
May-25	107	332	\$3,920	\$32,615	\$222,787	\$41,914	\$264,701	\$0	\$0	\$264,701	\$248,515	107%	\$301,236
Jun-25	100	314	\$3,664	\$30,481	\$160,488	\$18,401	\$178,889	\$0	\$0	\$178,889	\$236,088	76%	\$213,034
Jul-25	94	300	\$3,444	\$28,652	\$131,690	\$18,485	\$150,175	\$0	(\$13,249)	\$136,925	\$225,680	61%	\$169,022
Aug-25	93	296	\$3,408	\$28,347	\$84,435	\$21,480	\$105,914	\$0	\$0	\$105,914	\$222,608	48%	\$137,669
Sep-25	95	293	\$3,481	\$28,957	\$199,335	\$35,705	\$235,040	\$0	\$0	\$235,040	\$224,264	105%	\$267,477
Oct-25	96	299	\$3,517	\$29,262	\$519,199	\$27,546	\$546,745	\$0	(\$16,124)	\$530,622	\$227,336	233%	\$563,401
Nov-25	101	312	\$3,701	\$30,786	\$156,987	\$29,128	\$186,115	\$0	\$0	\$186,115	\$237,011	79%	\$220,601
Dec-25	102	315	\$3,737	\$31,091	\$353,899	\$28,659	\$382,558	\$0	\$0	\$382,558	\$237,744	161%	\$417,386
<b>Totals</b>	<b>893</b>	<b>2,790</b>	<b>\$32,720</b>	<b>\$272,195</b>	<b>\$1,921,461</b>	<b>\$221,317</b>	<b>\$2,142,778</b>	<b>\$0</b>	<b>(\$37,356)</b>	<b>\$2,105,422</b>	<b>\$2,105,009</b>	<b>100.0%</b>	<b>\$2,410,337</b>
Averages	99	310	\$3,636	\$30,244	\$213,496	\$24,591	\$238,086		(\$4,151)	\$233,936	\$233,890		\$267,815
PEPM			\$37	\$305	\$2,152	\$248	\$2,400	\$0	(\$42)	\$2,358	\$2,357		\$2,699
Annualized	1,191	3,720	\$43,626	\$362,927	\$2,561,948	\$295,089	\$2,857,037		(\$49,808)	\$2,807,229	\$2,806,678		\$3,213,782
% Change vs Prior	-3.0%	-4.3%	-2.7%	+21.4%	+14.3%	+30.8%	+15.8%		+5.8%	+20.6%	+20.2%		+20.3%
Rolling 12: Jan-25 - Dec-25	1,203		\$44,388	\$350,021	\$2,751,109	\$268,745	\$3,019,855	(\$94,227)	(\$42,123)	\$2,883,506	\$2,713,142	106.3%	\$3,277,914
Averages	100		\$3,699	\$29,168	\$229,259	\$22,395	\$251,655		(\$3,510)	\$240,292	\$226,095		\$273,160
PEPM			\$37	\$291	\$2,287	\$223	\$2,510	(\$78)	(\$35)	\$2,397	\$2,255		\$2,725
Apr-24 - Mar-25	1,227		\$46,184	\$308,038	\$2,309,982	\$232,520	\$2,542,502	(\$94,227)	(\$48,537)	\$2,399,739	\$2,407,030	99.7%	\$2,753,961
Averages	102		\$3,849	\$25,670	\$192,498	\$19,377	\$211,875		(\$4,045)	\$199,978	\$200,586		\$229,497
PEPM			\$38	\$251	\$1,883	\$190	\$2,072	(\$77)	(\$40)	\$1,956	\$1,962		\$2,244
% Change vs Prior	+3.5%		+4.4%	+15.9%	-9.1%	-34.6%	-12.2%		-48.4%	+8.0%	+4.0%		+8.7%
Apr-23 - Mar-24	1,186		\$42,743	\$256,805	\$2,456,096	\$343,873	\$2,799,969	(\$560,730)	(\$90,870)	\$2,148,369	\$2,236,440	96.1%	\$2,447,917
Averages	99		\$3,562	\$21,400	\$204,675	\$28,656	\$233,331		(\$7,572)	\$179,031	\$186,370		\$203,993
PEPM			\$36	\$217	\$2,071	\$290	\$2,361	(\$473)	(\$77)	\$1,811	\$1,886		\$2,064

	Tier Enrollment Trends			
	Ee	Ee+Sp	Ee+Ch	Fam
Apr-25	17	22	11	55
May-25	18	23	11	55
Jun-25	15	21	11	53
Jul-25	13	19	10	52
Aug-25	13	19	10	51
Sep-25	14	21	10	50
Oct-25	14	21	10	51
Nov-25	16	22	10	53
Dec-25	16	23	11	52
<b>Totals</b>	<b>136</b>	<b>191</b>	<b>94</b>	<b>472</b>
<b>Average</b>	<b>15</b>	<b>21</b>	<b>10</b>	<b>52</b>



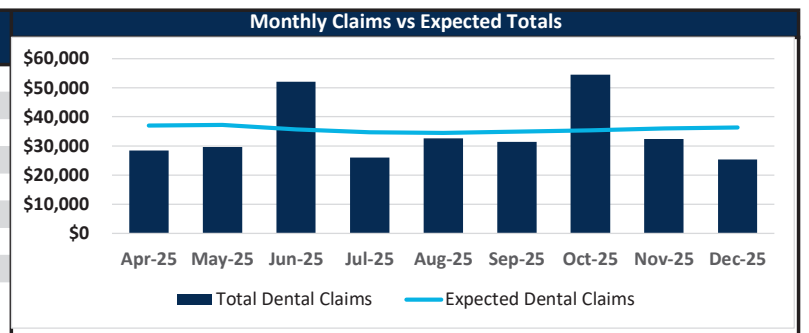


## Dental Plan Performance Report Total (All Plans)



Month	Total Employees	Total Members	Total Fixed Cost	Gross Claims	Reimb. and Rebates	Total Dental Claims	Expected Dental Claims	Dental Claims vs. Expected	Total Budgeted Costs	Total Actual Cost	Actual Cost Under/(Over) vs. Budget
1	2	3	4	5	6	7 = 5 + 6	8	9 = 7 / 8	10	11 = 4 + 7	12 = 10 - 11
Apr-25	242	748	\$569	\$28,433	\$0	\$28,433	\$36,946	77%	\$37,515	\$29,002	\$8,513
May-25	244	748	\$573	\$29,644	\$0	\$29,644	\$37,264	80%	\$37,837	\$30,218	\$7,620
Jun-25	234	723	\$550	\$52,046	\$0	\$52,046	\$35,707	146%	\$36,257	\$52,596	(\$16,339)
Jul-25	228	706	\$536	\$25,949	\$0	\$25,949	\$34,753	75%	\$35,288	\$26,485	\$8,804
Aug-25	226	701	\$531	\$32,642	\$0	\$32,642	\$34,446	95%	\$34,977	\$33,173	\$1,803
Sep-25	229	704	\$538	\$31,422	\$0	\$31,422	\$34,912	90%	\$35,450	\$31,961	\$3,489
Oct-25	232	713	\$545	\$54,536	\$0	\$54,536	\$35,366	154%	\$35,911	\$55,082	(\$19,170)
Nov-25	236	725	\$555	\$32,342	\$0	\$32,342	\$36,014	90%	\$36,569	\$32,896	\$3,672
Dec-25	238	730	\$559	\$25,402	\$0	\$25,402	\$36,321	70%	\$36,880	\$25,961	\$10,919
<b>Totals</b>	<b>2,109</b>	<b>6,498</b>	<b>\$4,956</b>	<b>\$312,417</b>	<b>\$0</b>	<b>\$312,417</b>	<b>\$321,728</b>	<b>97.1%</b>	<b>\$326,684</b>	<b>\$317,373</b>	<b>\$9,311</b>
<b>Averages</b>	<b>234</b>	<b>722</b>	<b>\$551</b>	<b>\$34,713</b>	<b>\$0</b>	<b>\$34,713</b>	<b>\$35,748</b>		<b>\$36,298</b>	<b>\$35,264</b>	<b>\$1,035</b>
<b>PEPM</b>			<b>\$2.35</b>	<b>\$148.14</b>	<b>\$0.00</b>	<b>\$148.14</b>	<b>\$152.55</b>		<b>\$154.90</b>	<b>\$150.49</b>	<b>\$4.41</b>
<b>Annualized</b>	<b>2,812</b>	<b>8,664</b>	<b>\$6,608</b>	<b>\$416,556</b>	<b>\$0</b>	<b>\$416,556</b>	<b>\$428,971</b>	<b>\$0</b>	<b>\$435,579</b>	<b>\$423,164</b>	<b>\$12,415</b>
<b>% Change</b>	<b>-0.5%</b>	<b>+792.8%</b>	<b>+0.0%</b>	<b>-5.0%</b>	<b>N/A</b>	<b>-5.0%</b>	<b>+2.7%</b>		<b>+2.7%</b>	<b>-4.9%</b>	<b>-160.3%</b>
<b>Apr-24 - Mar-25 Totals</b>	<b>2,826</b>		<b>\$6,641</b>	<b>\$440,449</b>	<b>\$0</b>	<b>\$440,449</b>	<b>\$419,744</b>	<b>104.9%</b>	<b>\$426,385</b>	<b>\$447,091</b>	<b>(\$20,706)</b>
<b>Averages</b>	<b>236</b>		<b>\$553</b>	<b>\$36,704</b>	<b>\$0</b>	<b>\$36,704</b>	<b>\$34,979</b>		<b>\$35,532</b>	<b>\$37,258</b>	<b>(\$1,725)</b>
<b>PEPM</b>			<b>\$2.35</b>	<b>\$155.86</b>	<b>\$0.00</b>	<b>\$155.86</b>	<b>\$148.53</b>		<b>\$150.88</b>	<b>\$158.21</b>	<b>(\$7.33)</b>
<b>% Change</b>	<b>+2.3%</b>		<b>+6.8%</b>	<b>+8.1%</b>	<b>N/A</b>	<b>+8.1%</b>	<b>+30.0%</b>		<b>+29.6%</b>	<b>+8.1%</b>	<b>-75.5%</b>
<b>Apr-23 - Mar-24 Totals</b>	<b>2,763</b>		<b>\$6,079</b>	<b>\$398,394</b>	<b>\$0</b>	<b>\$398,394</b>	<b>\$315,678</b>	<b>126.2%</b>	<b>\$321,757</b>	<b>\$404,473</b>	<b>(\$82,716)</b>
<b>Averages</b>	<b>230</b>		<b>\$507</b>	<b>\$33,200</b>	<b>\$0</b>	<b>\$33,200</b>	<b>\$26,307</b>		<b>\$26,813</b>	<b>\$33,706</b>	<b>(\$6,893)</b>
<b>PEPM</b>			<b>\$2.20</b>	<b>\$144.19</b>	<b>\$0.00</b>	<b>\$144.19</b>	<b>\$114.25</b>		<b>\$116.45</b>	<b>\$146.39</b>	<b>(\$29.94)</b>

	Tier Enrollment Trends			
	Ee	Ee+Sp	Ee+Ch	Fam
Apr-25	46	48	32	116
May-25	49	49	30	116
Jun-25	46	47	28	113
Jul-25	44	45	28	111
Aug-25	43	45	28	110
Sep-25	44	46	28	111
Oct-25	45	47	29	111
Nov-25	46	48	29	113
Dec-25	46	50	30	112
<b>Average</b>	<b>45</b>	<b>47</b>	<b>29</b>	<b>113</b>



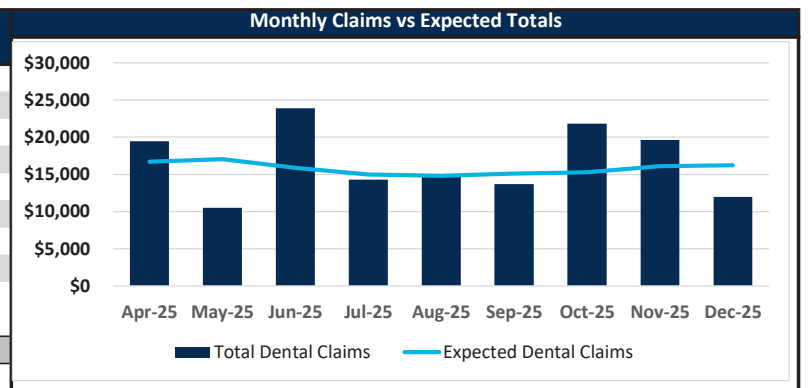


## Dental Plan Performance Report Valdez City Schools



Month	Total Employees	Total Members	Total Fixed Cost	Gross Claims	Reimb. and Rebates	Total Dental Claims	Expected Dental Claims	Dental Claims vs. Expected	Total Budgeted Costs	Total Actual Cost	Actual Cost Under/(Over) vs. Budget
1	2	3	4	5	6	7 = 5 + 6	8	9 = 7 / 8	10	11 = 4 + 7	12 = 10 - 11
Apr-25	105	329	\$247	\$19,478	\$0	\$19,478	\$16,706	117%	\$16,952	\$19,725	(\$2,773)
May-25	107	332	\$251	\$10,517	\$0	\$10,517	\$17,024	62%	\$17,275	\$10,768	\$6,507
Jun-25	100	314	\$235	\$23,894	\$0	\$23,894	\$15,910	150%	\$16,145	\$24,129	(\$7,984)
Jul-25	94	300	\$221	\$14,295	\$0	\$14,295	\$14,955	96%	\$15,176	\$14,516	\$661
Aug-25	93	296	\$219	\$14,782	\$0	\$14,782	\$14,796	100%	\$15,015	\$15,001	\$14
Sep-25	95	293	\$223	\$13,698	\$0	\$13,698	\$15,115	91%	\$15,338	\$13,921	\$1,417
Oct-25	96	299	\$226	\$21,853	\$0	\$21,853	\$15,274	143%	\$15,499	\$22,078	(\$6,579)
Nov-25	101	312	\$237	\$19,647	\$0	\$19,647	\$16,069	122%	\$16,306	\$19,884	(\$3,578)
Dec-25	102	315	\$240	\$11,979	\$0	\$11,979	\$16,228	74%	\$16,468	\$12,219	\$4,249
<b>Totals</b>	<b>893</b>	<b>2,790</b>	<b>\$2,099</b>	<b>\$150,143</b>	<b>\$0</b>	<b>\$150,143</b>	<b>\$142,076</b>	<b>105.7%</b>	<b>\$144,175</b>	<b>\$152,241</b>	<b>(\$8,066)</b>
<b>Averages</b>	<b>99</b>	<b>310</b>	<b>\$233</b>	<b>\$16,683</b>	<b>\$0</b>	<b>\$16,683</b>	<b>\$15,786</b>		<b>\$16,019</b>	<b>\$16,916</b>	<b>(\$896)</b>
<b>PEPM</b>			<b>\$2.35</b>	<b>\$168.13</b>	<b>\$0.00</b>	<b>\$168.13</b>	<b>\$159.10</b>		<b>\$161.45</b>	<b>\$170.48</b>	<b>(\$9.03)</b>
<b>Annualized</b>	<b>1,191</b>	<b>3,720</b>	<b>\$2,798</b>	<b>\$200,190</b>	<b>\$0</b>	<b>\$200,190</b>	<b>\$189,435</b>	<b>\$0</b>	<b>\$192,233</b>	<b>\$202,988</b>	<b>(\$10,755)</b>
<b>% Change</b>	<b>-3.0%</b>	<b>+761.6%</b>	<b>-0.0%</b>	<b>+1.0%</b>	<b>N/A</b>	<b>+1.0%</b>	<b>+4.6%</b>		<b>+4.6%</b>	<b>+1.0%</b>	<b>-37.4%</b>
<b>Apr-24 - Mar-25 Totals</b>	<b>1,227</b>		<b>\$2,883</b>	<b>\$204,284</b>	<b>\$0</b>	<b>\$204,284</b>	<b>\$186,578</b>	<b>109.5%</b>	<b>\$189,461</b>	<b>\$207,168</b>	<b>(\$17,706)</b>
<b>Averages</b>	<b>102</b>		<b>\$240</b>	<b>\$17,024</b>	<b>\$0</b>	<b>\$17,024</b>	<b>\$15,548</b>		<b>\$15,788</b>	<b>\$17,264</b>	<b>(\$1,476)</b>
<b>PEPM</b>			<b>\$2.35</b>	<b>\$166.49</b>	<b>\$0.00</b>	<b>\$166.49</b>	<b>\$152.06</b>		<b>\$154.41</b>	<b>\$168.84</b>	<b>(\$14.43)</b>
<b>% Change</b>	<b>+3.5%</b>		<b>+6.8%</b>	<b>+15.0%</b>	<b>N/A</b>	<b>+15.0%</b>	<b>+38.3%</b>		<b>+37.7%</b>	<b>+14.8%</b>	<b>-58.7%</b>
<b>Apr-23 - Mar-24 Totals</b>	<b>1,186</b>		<b>\$2,609</b>	<b>\$171,773</b>	<b>\$0</b>	<b>\$171,773</b>	<b>\$130,365</b>	<b>131.8%</b>	<b>\$132,974</b>	<b>\$174,382</b>	<b>(\$41,408)</b>
<b>Averages</b>	<b>99</b>		<b>\$217</b>	<b>\$14,314</b>	<b>\$0</b>	<b>\$14,314</b>	<b>\$10,864</b>		<b>\$11,081</b>	<b>\$14,532</b>	<b>(\$3,451)</b>
<b>PEPM</b>			<b>\$2.20</b>	<b>\$144.83</b>	<b>\$0.00</b>	<b>\$144.83</b>	<b>\$109.92</b>		<b>\$112.12</b>	<b>\$147.03</b>	<b>(\$34.91)</b>

	Tier Enrollment Trends			
	Ee	Ee+Sp	Ee+Ch	Fam
Apr-25	17	22	11	55
May-25	18	23	11	55
Jun-25	15	21	11	53
Jul-25	13	19	10	52
Aug-25	13	19	10	51
Sep-25	14	21	10	50
Oct-25	14	21	10	51
Nov-25	16	22	10	53
Dec-25	16	23	11	52
<b>Average</b>	<b>15</b>	<b>21</b>	<b>10</b>	<b>52</b>
<b>% Change</b>	<b>-0.6%</b>	<b>-2.3%</b>	<b>-5.5%</b>	<b>-5.6%</b>
<b>Apr-24 - Mar-25 Avg</b>	<b>15</b>	<b>22</b>	<b>11</b>	<b>55</b>



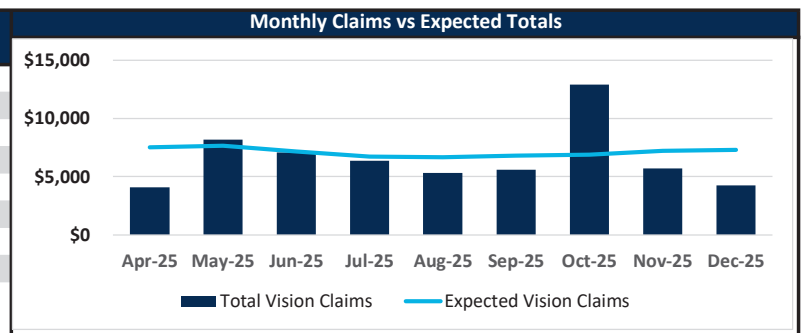


## Vision Plan Performance Report Valdez City Schools



Month	Total Employees	Total Members	Total Fixed Cost	Gross Claims	Reimb. and Rebates	Total Vision Claims	Expected Vision Claims	Vision Claims vs. Expected	Total Budgeted Costs	Total Actual Cost	Actual Cost Under/(Over) vs. Budget
1	2	3	4	5	6	7 = 5 + 6	8	9 = 7 / 8	10	11 = 4 + 7	12 = 10 - 11
Apr-25	105	329	\$110	\$4,066	\$0	\$4,066	\$7,510	54%	\$7,620	\$4,177	\$3,443
May-25	107	332	\$112	\$8,179	\$0	\$8,179	\$7,653	107%	\$7,765	\$8,291	(\$526)
Jun-25	100	314	\$105	\$7,076	\$0	\$7,076	\$7,152	99%	\$7,257	\$7,181	\$76
Jul-25	94	300	\$99	\$6,375	\$0	\$6,375	\$6,723	95%	\$6,822	\$6,474	\$347
Aug-25	93	296	\$98	\$5,324	\$0	\$5,324	\$6,651	80%	\$6,749	\$5,422	\$1,327
Sep-25	95	293	\$100	\$5,594	\$0	\$5,594	\$6,794	82%	\$6,894	\$5,693	\$1,201
Oct-25	96	299	\$101	\$12,886	\$0	\$12,886	\$6,866	188%	\$6,967	\$12,987	(\$6,020)
Nov-25	101	312	\$106	\$5,693	\$0	\$5,693	\$7,224	79%	\$7,330	\$5,799	\$1,531
Dec-25	102	315	\$107	\$4,230	\$0	\$4,230	\$7,295	58%	\$7,402	\$4,338	\$3,065
<b>Totals</b>	<b>893</b>	<b>2,790</b>	<b>\$938</b>	<b>\$59,423</b>	<b>\$0</b>	<b>\$59,423</b>	<b>\$63,867</b>	<b>93.0%</b>	<b>\$64,805</b>	<b>\$60,361</b>	<b>\$4,444</b>
<b>Averages</b>	<b>99</b>	<b>310</b>	<b>\$104</b>	<b>\$6,603</b>	<b>\$0</b>	<b>\$6,603</b>	<b>\$7,096</b>		<b>\$7,201</b>	<b>\$6,707</b>	<b>\$494</b>
<b>PEPM</b>			<b>\$1.05</b>	<b>\$66.54</b>	<b>\$0.00</b>	<b>\$66.54</b>	<b>\$71.52</b>		<b>\$72.57</b>	<b>\$67.59</b>	<b>\$4.98</b>
<b>Annualized</b>	<b>1,191</b>	<b>3,720</b>	<b>\$1,250</b>	<b>\$79,231</b>	<b>\$0</b>	<b>\$79,231</b>	<b>\$85,156</b>	<b>\$0</b>	<b>\$86,407</b>	<b>\$80,481</b>	<b>\$5,926</b>
<b>% Change</b>	<b>-3.0%</b>	<b>+761.6%</b>	<b>+0.0%</b>	<b>-10.0%</b>	<b>N/A</b>	<b>-10.0%</b>	<b>+18.0%</b>		<b>+17.7%</b>	<b>-9.8%</b>	<b>-137.4%</b>
<b>Apr-24 - Mar-25 Totals</b>	<b>1,227</b>		<b>\$1,288</b>	<b>\$90,706</b>	<b>\$0</b>	<b>\$90,706</b>	<b>\$74,393</b>	<b>121.9%</b>	<b>\$75,681</b>	<b>\$91,994</b>	<b>(\$16,313)</b>
<b>Averages</b>	<b>102</b>		<b>\$107</b>	<b>\$7,559</b>	<b>\$0</b>	<b>\$7,559</b>	<b>\$6,199</b>		<b>\$6,307</b>	<b>\$7,666</b>	<b>(\$1,359)</b>
<b>PEPM</b>			<b>\$1.05</b>	<b>\$73.92</b>	<b>\$0.00</b>	<b>\$73.92</b>	<b>\$60.63</b>		<b>\$61.68</b>	<b>\$74.97</b>	<b>(\$13.29)</b>
<b>% Change</b>	<b>+3.5%</b>		<b>+31.3%</b>	<b>+23.9%</b>	<b>N/A</b>	<b>+23.9%</b>	<b>+9.1%</b>		<b>+9.4%</b>	<b>+24.0%</b>	<b>+227.6%</b>
<b>Apr-23 - Mar-24 Totals</b>	<b>1,186</b>		<b>\$949</b>	<b>\$70,743</b>	<b>\$0</b>	<b>\$70,743</b>	<b>\$65,930</b>	<b>107.3%</b>	<b>\$66,879</b>	<b>\$71,691</b>	<b>(\$4,813)</b>
<b>Averages</b>	<b>99</b>		<b>\$79</b>	<b>\$5,895</b>	<b>\$0</b>	<b>\$5,895</b>	<b>\$5,494</b>		<b>\$5,573</b>	<b>\$5,974</b>	<b>(\$401)</b>
<b>PEPM</b>			<b>\$0.80</b>	<b>\$59.65</b>	<b>\$0.00</b>	<b>\$59.65</b>	<b>\$55.59</b>		<b>\$56.39</b>	<b>\$60.45</b>	<b>(\$4.06)</b>

	Tier Enrollment Trends			
	Ee	Ee+Sp	Ee+Ch	Fam
Apr-25	17	22	11	55
May-25	18	23	11	55
Jun-25	15	21	11	53
Jul-25	13	19	10	52
Aug-25	13	19	10	51
Sep-25	14	21	10	50
Oct-25	14	21	10	51
Nov-25	16	22	10	53
Dec-25	16	23	11	52
<b>Average</b>	<b>15</b>	<b>21</b>	<b>10</b>	<b>52</b>





## Special Education/Federal Programs

# BOARD REPORT

February 23, 2026

### **Goals:**

To provide equal educational opportunities for all children through access to specialized services for those experiencing a disability.

To strengthen and improve educational quality and practices across all school settings.

### **Engagement**

- CPI training was successful with eleven staff members re-certifying or going through the course for the first time. In total, VCS has 21 certified CPI staff members.
- Certified sped staff participated in a training on the updated academic evaluation tool used to assess students' broad achievement.
- Title I-A stakeholder meeting will be on Tuesday, March 3, at the HHES library from 11:45-12:45. The District Plan, School Plan, and Family Compact will be presented. Stakeholders are encouraged to attend and provide feedback.

### **Challenges**

- Special education teacher applicants are limited



# TECHNOLOGY & COMMUNICATIONS REPORT

Director: Megan Gunderson || February 2026

## GOALS

### Priority Goal Area 1: Academic Cohesion and Achievement

- **Student & Staff Support**

- **Classroom and Common Area Displays:** All Apple TV display devices are scheduled for retirement by the end of this year. Their replacements have been purchased and are on hand. Technician Rios is developing a deployment plan for device rollout, to be implemented in the coming weeks. This project should create greater reliability for educators and guest presenters screen-mirroring to classroom displays across the district. The new devices will also be easier for the Technology Department to remotely manage and keep up-to-date.
- **Student Devices:** 3rd-5th grade iPads scheduled for replacement and approved by the school board at the last meeting will be purchased this week, to be configured this summer and deployed in the fall. Apple offered a small price break after a discussion at ASTE, so the purchase price will ultimately be slightly less than was presented to the Board in early February.

### Priority Goal Area 3: Professional Learning and Staff Retention

- **Professional Learning**

- **ASTE:** Director Gunderson attended the Alaska Society for Technology in Education (ASTE) annual conference and Tech Director Summit. Presented a session on using targeted and intentional communication strategies to develop a district's identity and strengthen trust with stakeholders. Collaboration with fellow Tech Directors, DEED, Apple engineers, and Google representatives was particularly valuable and will inform many of our future steps towards continuous improvement.
- **Legislative Fly-In:** Director Gunderson registered to attend the ACSA Legislative Fly-In in late March with Superintendent Weber.

### Priority Goal Area 4: Operational Clarity and Communication

- **Technology Operations**

- **Handbook:** Finalized revisions to the Technology Department Process and Resource Guide for Employees, to be included in a future meeting with other district handbooks.
- **Technology Weekly Newsletter/Updates:** Began early plans for a weekly technology department newsletter. ETA for launch pending further planning.

- **Districtwide Communication**

- **Facebook Marketing Campaigns:** Targeted employment ad campaigns for open VCS positions were launched on Facebook and Instagram.
- **FY27 Financial Plan:** Supported Business Office with budget presentation design.
- **VCS Strategic Plan:** Began early draft and design work of public-facing strategic plan resources.

### Priority Goal Area 5: Stewardship of Facilities and Resources

- **Infrastructure and Network Management**

- **SERRC TechOps January On-site Visit:** SERRC TechOps Technology Specialist Elric Heckathorn visited VCS in January. His primary tasks were port configuration in the HHES/DO construction area, and wrapping up all network changes related to the recent security camera/door access project.

- **SERRC TechOps Remote Tasks:** The TechOps team is collaborating on plans for the server infrastructure replacement, tentatively scheduled for purchase in Spring 2026 and installation in Summer 2026.
- **HHES Data Room:** The VCS Facilities Department installed a new cooling system in the main data room of HHES. This closet has been 10-20 degrees hotter than is ideal for an enclosed space hosting network infrastructure (switches, servers, etc). This upgrade will allow us to close the door and secure our most sensitive pieces of hardware, while also maintaining a stable operating temperature that protects equipment longevity and network reliability. Thank you, Maintenance Crew!
- **Systems Management and Projects**
  - **Security Camera/Door Access Control Project:** Arcticomm will be on-site next week to install a few more of our security cameras that were on backorder during the last visit, and prepare for the door access installation at GMS. The final door access phase is tentatively scheduled for March 2026.
  - **VHS Gym Sound System RFP:** Installation by Sound Decisions is scheduled for Spring Break.
- **Cybersecurity**
  - **Cybersecurity Risk Protection:** VCS will continue to strengthen its defensive posture over the next month. The following measures are scheduled for future work:
    - Review of PC and server system malware monitoring system updates through Avast
    - Refinement of defensive settings in VCS's Google domain, in partnership with SERRC

## Upcoming Projects & Plans

- **March:**
  - Spring Break: VHS Gym A/V Installation
  - Finish Security Camera/Door Access Project, Final Phase
  - VCS Communication Plan and Crisis Management Plan drafting
  - Major purchases: UPS unit replacements
  - Confirm devices are prepped and ready for state testing
- **April**
  - Spring OASIS State Reporting
  - State Testing



**PERSONNEL ACTION REPORT FOR 2025-2026**  
**Feb 9, 2026**

**Page 1 of 1**

---

**EMPLOYMENT OF ADMINISTRATION**

---

**RESIGNATION OF ADMINISTRATION**

---

**EMPLOYMENT OF CERTIFIED PERSONNEL**

Mindi Baczuk  
GMS Social/Art Teacher  
Effective 8/14/26

---

**RESIGNATION/RETIREMENT CERTIFIED PERSONNEL**

---

**EMPLOYMENT OF CLASSIFIED PERSONNEL**

---

**RESIGNATION/RETIREMENT OF CLASSIFIED PERSONNEL**

---


**OTHER CONTRACTS**

---

**2025-2026 School Year**

Teachers	51
Classified*	56
Principals	3
District Administration	6
<b>Total Employees</b>	<b>116</b>

(\*This is the number of classified personnel working for the district. Several of the employees have part-time hours)



**BUDGET AMENDMENT REQUEST  
#26-6**

**Justification for Amendment**

Approved 12 welding booths on February 9, 2026 meeting

**SUBMITTED ON:** February 20, 2026

**REQUESTED BY:** Jason Weber

**Actions to be taken:**

ACCOUNT NUMBER	LINE ITEM DESCRIPTION	CURRENT BUDGET	INCREASE	DECREASE	AMENDED BUDGET	NARRATIVE JUSTIFICATION FOR EACH CHANGE
100.001.160.510	Equipment	\$0.00	\$134,817.00		\$134,817.00	Funding will come from Undesignated reserves
					\$0.00	
					\$0.00	
					\$0.00	
					\$0.00	
					\$0.00	
					\$0.00	
					\$0.00	
					\$0.00	
	OPERATING FUND UNDESIGNATED RESERVE	\$1,150,445.78			\$1,015,628.78	

## **BP 5113 Absences and Excuses**

The School Board believes that regular attendance plays a key role in the success a student achieves in school. The Board recognizes its responsibility under the law to ensure that students attend school regularly. Parents/guardians of children aged 7 to 16 are obligated to send their children to public school except as allowed by law. The Board shall abide by all state attendance laws and may use any legal means to correct the problems of excessive absence or truancy.

A student has an obligation to attend all assigned classes and to be present in the classroom at the required time.

The Board is committed to keeping students in school. Truancy is defined as the absence of a student from class without the knowledge or prior consent of the parent/guardian. The Superintendent or designee shall implement all steps appropriate to reduce student absences and to ensure that all children residing within the district are receiving appropriate educational services as required by law.

*(cf. 5147 - Dropout Prevention)*

*(cf. 6164.5 - Student Study Teams)*

*(cf. 6176 - Weekend/Saturday Classes)*

A student's grades may be affected by excessive unexcused absences in accordance with Board policy.

*(cf. 5121 - Grades/Evaluation of Student Achievement)*

The Superintendent or designee shall report to the Board any apparent violations of compulsory attendance laws. The Board shall investigate such reports and any public complaints of violations of state compulsory attendance laws.

### **Make Up Work**

Any student who knowingly will be absent from school must make arrangements before the absence to make up all the class requirements. This requirement will be satisfied for any school sponsored activity and/or parent-sponsored activity. Failure to complete the make-up work assigned will result in the absence being deemed unexcused and treated accordingly. Make-up work for a pre-planned absence is due upon return to school.

In case of an unplanned absence such as illness or a family emergency, the student will be given one (1) day to make up work for each day absent. For extended absences, two (2) weeks make-up time may be allowed at the discretion of the building administrator.

### **Parent Notification**

The School District will make every effort to notify parents/guardians of unexcused absence of their child and informed of state compulsory attendance laws.

Students experiencing difficulty with attendance shall be counseled in an attempt to alleviate the problem. The district, the parents/guardians, and the student shall work together to develop an appropriate plan for improving school attendance.

### **Compulsory Attendance**

Unless a child subject to compulsory attendance laws is exempted, excluded, or expelled from school attendance, each five days of unlawful absence constitutes a separate violation of the law and will be referred to local law enforcement. ([A.S. 14.30.020](#))

### **Return to School**

When students who have been absent return to school, they must present a satisfactory explanation verifying the reason for the absence. The following methods may be used to verify student absences:

1. Written note from parent/guardian or parent-representative.
2. Conversation, in person or by telephone, between the school district and the student's parent/guardian or parent representative.
3. Any other reasonable method that establishes the fact that the student was actually absent for the reasons stated. A written recording shall be made, including information outlined above.

### **ABSENCE LIMITS**

Middle and High School students (grades 6-12) must not be absent, for any reason not related to school activities, more than eight (8) times from each semester course in which they are enrolled if they are to receive credit for that course.

Middle School students (grades 6-8) must not be absent more than 8 times per semester or they may be considered for retention in the same grade the following year.

Elementary (grades Pre-K-5) students must not be absent more than ten (10) times per semester or they may be considered for retention in the same grade the following year.

The following absences shall not count toward the absence limit:

1. Illness, injury, or medical appointment substantiated by a statement from a parent/guardian, and/or medical practitioner. The principal may ask a parent/guardian to provide medical evidence from a physician or medical practitioner for excessive absences.
2. Death in the student's family necessitating an absence
3. Absences from school due to school-sponsored activities
4. Absences due to work or training college as an approved part of their educational plan
5. Unavoidable emergencies at home as determined by the principal
6. Medical or dental appointments
7. Religious observances
8. Other special circumstances approved by the principal.

### **ADDITIONAL EXCEPTIONS:**

1. A student may be absent up to five (5) days in addition to the absence limits each semester for special reasons if approved by the building principal.
2. Additional days may be granted for exceptional circumstances such as national competition or academic competition. Additional exceptions shall be determined by the building principal.

The following absences shall count against the absence limits:

A student:

1. Skips a class having once arrived at school.
2. Leaves the school campus without checking out through the office, except during lunch.
3. Is more than 10 minutes late for a class.  
If the absence is not excused, make-up work will be assigned for the absence, but no credit will be given.

Note: Should the school district move back to a five-day school week in grades 6-12 all grades would have a ten (10) day absence limit.

## **LOSS OF CREDIT/COURSE FAILURE**

When a high school student's absence exceeds the 8 time absence limit he/she will lose credit/fail the class for each affected course. He/she may be given the option of either staying in the class, or be withdrawn from the class, assigned to a study area for the remainder of the semester during the period he/she was scheduled for that class. The determination of placement shall be made by the principal based upon input from the student, parent/guardian, and teachers.

Students who are habitually truant may be dropped from school enrollment or denied admission if a remedial plan of action is not successful. Credits lost due to poor attendance may be made up in the regular school program, or through correspondence school. A notation shall be made on the student's report card/interim report, transcript, when a grade has been lowered due to a violation of the attendance policy. Students withdrawn from a course for non-attendance will have a "WF" (Withdrawn-Failing) recorded on their report cards and transcripts. That grade will be included in the calculation of his/her grade point average and will affect extra-curricular eligibility. The loss of credit and/or course failure does not preclude disciplinary action initiated by the school where otherwise warranted.

When a middle school student's absences exceed the 8-day limit, the principal will consider the student for retention in the same grade.

When an elementary student's absences exceed the 10-day limit, the principal will consider the student for retention in the same grade.

## **HIGH SCHOOL CREDIT LOSS MAKEUP**

Students who have lost credit due to excessive absences may attend a scheduled Saturday School to make up the needed days. Credit may be reinstated at the completion of the appropriate makeup time. Students must gain makeup approval from the principal.

## **ELEMENTARY SCHOOL TARDINESS**

Being absent from school for more than 30 minutes at the beginning of the day or after lunch is considered a half-day absence.

## **MIDDLE SCHOOL AND HIGH SCHOOL TARDINESS**

Students are considered tardy through the 10<sup>th</sup> minute of the class period. After the 10<sup>th</sup> minute, the student is considered absent from that period. If the student is tardy for a class, he/she should report directly to the office to secure an admit slip. The office will assign a 30-minute detention on the third tardy and a 48-minute detention each for the fourth and fifth tardies during a quarter. Detention shall be completed within two school days and must be served at lunch, or after school. If a student accrues six or more tardies in any quarter, a parent conference will be requested to develop a special plan to remedy this issue.

## **PARENT NOTIFICATION**

Each time that a student is absent from school, the school Attendance Secretary shall initiate telephone contact with the parent/guardian if the school has not already been contacted by the parent. The school shall place a student on attendance probation when the student reaches six (6) absences **on a five day school week and five (5) on a 4 day school week** in any course in a semester. A probation notice including an attendance summary for all classes shall be sent to that parent/guardian/student at this time. After six (6) absences **on a five day school week and five (5) on a 4 day school**

**week** in a course, a parent/guardian/student/teacher/administrator conference shall be scheduled to determine remedial steps to be undertaken to avoid loss of credit. A student, parent, or guardian may request an attendance summary through the principal at any time during the school year. Valdez High School shall withhold credit for any course in which a student's absences exceed eight (8) in a semester. The student/parent/guardian shall be contacted on a class-by-class basis. A letter with notification of withdrawal of credit shall be mailed to parents/guardians/students in each instance.

### **APPEALS PROCEDURE**

If a parent or student wishes to appeal a decision made pursuant to this policy, such an appeal must be initiated in writing within fifteen (15) school days of the date of the decision or the date of the letter of notification to the Superintendent of schools. The letter requesting an appeal must include specific reasons that the request should be considered. If an appeal is not filed within the timeline provided, the student/parent/guardian shall be deemed to have waived the right to an appeal and a hearing.

A parent/guardian may appeal the Superintendent's decision by requesting in writing that the school board review the decision within five (5) days of the Superintendent's decision. The board will hear the appeal in executive session at the next scheduled board meeting.

Legal References:

#### ALASKA STATUTES

[14.03.070](#) *School age*

[14.17.500](#) *Student count estimates*

[14.17.160](#) *Student counting periods*

[14.30.010](#) *When attendance compulsory*

[14.30.020](#) *Violations*

[14.30.030](#) *Prevention and reduction of truancy*

#### ALASKA ADMINISTRATIVE CODE

[4 AAC 09.005-4 AAC 09.105](#) *State aid*

Adopted: 6/05


Revised 4/19

Revised: 1/23

Revised 10/25

Revised 2/26

**Valdez City Schools**



## Valdez City Schools

PO Box 398 · 1112 West Klutina Street · Valdez, AK 99686  
Telephone (907) 834-4701 · Fax (907) 835-4964  
[www.valdezcityschools.org](http://www.valdezcityschools.org)

February 10th, 2026

Subject: Important Update Regarding the High School Indoor Range Facility

Dear Valdez Jr Rifle Club,

I am writing to share some upcoming changes regarding the allocation of athletic space at Valdez High School. After a review of our current facilities and the growing needs of our student-body physical education and multi-sport programs, the school has decided to transition the current indoor rifle range into a dedicated weight room, aerobic and strength training center. The change will allow us to offer more options for students seeking strength and conditioning classes during the academic school day and ensure the space is used by as many students as possible during the day. Our ultimate goal is to increase the overall use of the current spaces available in the high school.

This decision was not made lightly. However, the increasing demand for strength and conditioning space and a dedicated space in the high school building for our students, athletic teams, as well as the broader community of Valdez has made this conversion a necessity for the overall growth of our school.

Timeline & Logistics:

- Final Date of Use: The range will remain available to the Junior Rifle Club until May 1st, 2026.
- Equipment Removal: We ask that all club-owned equipment and materials be vacated by May 29th, 2026.

We sincerely appreciate the Valdez Junior Rifle Club's presence within our walls over the years and the discipline it has instilled in participating students. If there are specific ways we can assist in removal of equipment, please let us know. Also reach out if you have any additional questions.

Sincerely,

Jason Weber  
VCS Superintendent

Claim Checks

Check #	Type	Vendor #/Name	Check Amount	Date Issued	Period Redeemed	Claim #	Claim Amount
-93121	C	759 GRAINGER ELECTRIC	528.13	01/07/26	1/26	CL 47223	528.13
-93120	C	504 THE HOTEL CAPTAIN COOK	1750.00	01/07/26	1/26	CL 47225	1750.00
-93119	C	2785 CROWLEY FUELS, LLC	759.51	01/07/26	1/26	CL 47226	759.51
-93118	C	386 NORTH PACIFIC FUEL	6569.93	01/07/26	1/26	CL 47227	6569.93
-93117	C	3705 PREMIER ALASKA TOURS, INC	12900.00	01/07/26	1/26	CL 47239	12900.00
-93116	C	1290 BSN SPORTS LLC	3102.82	01/07/26	1/26	CL 47241	3102.82
-93115	C	386 NORTH PACIFIC FUEL	5793.75	01/07/26	1/26	CL 47243	5793.75
-93114	C	1341 VALDEZ, CITY OF	773.75	01/07/26	1/26	CL 47244	773.75
-93113	E	3164 BANK OF AMERICA	2373.59	01/07/26	1/26	CL 47246	2373.59
-93112	E	3164 BANK OF AMERICA	1391.52	01/07/26	1/26	CL 47247	1391.52
-93111	E	3164 BANK OF AMERICA	5040.94	01/07/26	1/26	CL 47248	5040.94
-93110	E	3164 BANK OF AMERICA	953.43	01/07/26	1/26	CL 47249	953.43
-93109	E	3164 BANK OF AMERICA	728.45	01/07/26	1/26	CL 47250	728.45
-93108	E	3164 BANK OF AMERICA	4736.57	01/07/26	1/26	CL 47251	4736.57
-93107	E	3164 BANK OF AMERICA	1208.15	01/07/26	1/26	CL 47252	1208.15
-93106	E	3164 BANK OF AMERICA	8407.99	01/07/26	1/26	CL 47253	8407.99
-93105	E	3164 BANK OF AMERICA	50.00	01/07/26	1/26	CL 47255	50.00
-93104	C	669 ALASKA STEEL COMPANY	8294.00	01/12/26	1/26	CL 47254	8294.00
-93103	C	2387 CRISIS PREVENTION INSTITUTE, INC	200.00	01/12/26	1/26	CL 47258	200.00
-93102	C	4738 ZEPTIVE INC	826.00	01/12/26	1/26	CL 47259	826.00
-93101	C	444 WALSWORTH PUBLISHING COMPANY	1455.40	01/12/26	1/26	CL 47261	1455.40
-93100	C	3356 POWERSCHOOL GROUP LLC	3625.43	01/14/26	1/26	CL 47268	3625.43
-93099	C	3458 VALDEZ FOOD CACHE, LLC	1464.15	01/14/26	1/26	CL 47269	1464.15
-93098	C	444 WALSWORTH PUBLISHING COMPANY	1001.72	01/14/26	1/26	CL 47271	1001.72

Claim Checks

Check #	Type	Vendor #/Name	Check Amount	Date Issued	Period Redeemed	Claim #	Claim Amount
-93097	C	245 HARRIS SAND & GRAVEL INC	700.00	01/14/26	1/26	CL 47273	700.00
-93096	C	4777 NAPA AUTO PARTS - VALDEZ	1941.50	01/14/26	1/26	CL 47274	1941.50
-93095	C	386 NORTH PACIFIC FUEL	28749.49	01/14/26	1/26	CL 47275	28749.49
-93094	C	446 WILSON BROS. DISTRIB. CO., INC	14130.25	01/14/26	1/26	CL 47276	14130.25
-93093	E	1316 GCI	4.08	01/14/26	1/26	CL 47291	4.08
-93092	C	920 US FOODS	8004.21	01/15/26	1/26	CL 47290	8004.21
-93091	C	1253 THE HORN DOCTOR	359.98	01/15/26	1/26	CL 47292	359.98
-93090	C	826 FIRST STUDENT, INC.	63938.75	01/15/26	1/26	CL 47293	63938.75
-93089	E	122 COPPER VALLEY TELECOM	7789.28	01/15/26	1/26	CL 47301	7789.28
-93088	C	5288 MAGIC SCHOOL, INC	1999.00	01/16/26	1/26	CL 47296	1999.00
-93087	C	1412 SOUTH CENTRAL HARDWARE, INC.	935.17	01/16/26	1/26	CL 47302	935.17
-93086	C	3852 AQUATIC SPECIALTY SERVICES INTERNATIONAL	2509.75	01/20/26	1/26	CL 47304	2509.75
-93085	C	759 GRAINGER ELECTRIC	1576.84	01/20/26	1/26	CL 47305	1576.84
-93084	C	759 GRAINGER ELECTRIC	2747.40	01/20/26	1/26	CL 47306	2747.40
-93083	C	52 WAXIE'S SANITARY SUPPLY	1681.58	01/20/26	1/26	CL 47307	1681.58
-93082	C	446 WILSON BROS. DISTRIB. CO., INC	260.18	01/20/26	1/26	CL 47309	260.18
-93081	C	5108 CENTRAL WELDING SUPPLY CO INC	1593.64	01/28/26	1/26	CL 47319	1593.64
-93080	C	3900 DAKTRONICS, INC.	2400.00	01/28/26	1/26	CL 47321	2400.00
-93079	C	1253 THE HORN DOCTOR	49.98	01/28/26	1/26	CL 47322	49.98
-93078	C	1290 BSN SPORTS LLC	294.90	01/28/26	1/26	CL 47323	294.90
-93077	C	3356 POWERSCHOOL GROUP LLC	5030.30	01/28/26	1/26	CL 47332	5030.30
-93076	C	386 NORTH PACIFIC FUEL	29087.81	01/28/26	1/26	CL 47333	29087.81
-93075	C	2812 TAYLOR FIRE PROTECTION SERVICES, LLC	2640.00	01/28/26	1/26	CL 47338	2640.00
-93074	C	5248 THE RIGHT NEXT STEP	9359.11	01/28/26	1/26	CL 47339	9359.11

Claim Checks

Check #	Type	Vendor #/Name	Check Amount	Date Issued	Period Redeemed	Claim #	Claim Amount
-93073	C	973 KVAK RADIO	995.00	01/28/26	1/26	CL 47342	995.00
-93072	E	410 FLEET SERVICES	944.35	01/28/26	1/26	CL 47373	944.35
-93071	C	2173 NOME PUBLIC SCHOOLS	1357.72	01/29/26	1/26	CL 47353	1357.72
-93070	C	121 COPPER VALLEY ELECTRIC ASSOC	62529.11	01/29/26	1/26	CL 47363	62529.11
-93069	C	446 WILSON BROS. DISTRIB. CO., INC	8020.45	01/29/26	1/26	CL 47374	8020.45
-93068	C	920 US FOODS	832.92	01/29/26	1/26	CL 47376	832.92
49211	S	1564 ATTA-BOY AWARDS	49.75	01/05/26	_____	CL 47237	49.75
49212	S	3798 BECK, COLE	120.00	01/05/26	_____	CL 47234	120.00
49213	S	3940 CARUTHERS, ELIZABETH	120.00	01/05/26	_____	CL 47235	120.00
49214	S	3747 CHRISTENSEN, ANGELA	300.00	01/05/26	_____	CL 47233	300.00
49215	S	3821 CRONK, DAVID	300.00	01/05/26	_____	CL 47230	300.00
49216	S	5303 FALL LINE TIMING	1220.00	01/05/26	_____	CL 47238	1220.00
49217	C S	4143 GOOD, RYAN	0.00	01/05/26	_____	CL 47236	
49218	* S	4547 HAMILTON, JAKE	300.00	01/05/26	_____	CL 47232	300.00
49219	S	1060 HARDWARE SPECIALTIES, INC	380.99	01/05/26	_____	CL 47240	380.99
49220	S	3888 JONES, JUSTIN	300.00	01/05/26	_____	CL 47231	300.00
49221	S	2944 PETERSEN, MICHELLE	300.00	01/05/26	_____	CL 47229	300.00
49222	S	228 SAFEWAY	785.94	01/05/26	_____	CL 47224	785.94
49223	S	4048 WADE, CAREY	300.00	01/05/26	_____	CL 47228	300.00
49224	S	4 NORRIS, ANN	180.00	01/06/26	_____	CL 47242	180.00
49226	S	3377 ALEXIE, MADISON	262.65	01/09/26	_____	CL 47262	262.65
49227	S	242 CAWLEY, AMBER	160.00	01/09/26	_____	CL 47257	160.00
49228	S	3747 CHRISTENSEN, ANGELA	157.50	01/09/26	_____	CL 47260	157.50
49229	S	3821 CRONK, DAVID	240.00	01/09/26	_____	CL 47264	240.00

Claim Checks

Check #	Type	Vendor #/Name	Check Amount	Date Issued	Period Redeemed	Claim #	Claim Amount
49230	S	4547 HAMILTON, JAKE	240.00	01/09/26	_____	CL 47266	240.00
49231	S	4734 HOPKINS, SARAH	172.97	01/09/26	_____	CL 47245	172.97
49232	S	3888 JONES, JUSTIN	240.00	01/09/26	_____	CL 47265	240.00
49233	S	3809 RUNION, KENT RYAN	75.85	01/09/26	_____	CL 47256	75.85
49234	S	1123 WEGNER, TODD D	285.00	01/09/26	_____	CL 47263	285.00
49235	S	3809 RUNION, KENT RYAN	105.00	01/09/26	_____	CL 47267	105.00
49236	S	5297 BAILEY, BLAIR	165.00	01/13/26	_____	CL 47283	165.00
49237	S	3348 CARTER, SARAH A	165.00	01/13/26	_____	CL 47281	165.00
49238	S	2608 GIUSTI, GIANNA	135.00	01/13/26	_____	CL 47285	135.00
49239	S	3339 HOWELL, KRISTA MARIE	135.00	01/13/26	_____	CL 47286	135.00
49240	S	4983 KERNEY, JOSEPH	165.00	01/13/26	_____	CL 47279	165.00
49241	S	4982 KERNEY, KELSEY	165.00	01/13/26	_____	CL 47278	165.00
49242	S	3727 MCCUMBY, MELISSA	165.00	01/13/26	_____	CL 47280	165.00
49243	S	4876 SAUCIER, AMBRIA	63.32	01/13/26	_____	CL 47272	63.32
49244	S	4733 SHIERY, TAUGA	165.00	01/13/26	_____	CL 47277	165.00
49245	S	5077 TIPPETTS, AMANDA	165.00	01/13/26	_____	CL 47284	165.00
49246	S	3209 TOWN PLACE SUITES	6156.00	01/13/26	_____	CL 47270	6156.00
49247	S	2998 VERFAILLIE, PAMELA B	165.00	01/13/26	_____	CL 47282	165.00
49248	S	3798 BECK, COLE	165.00	01/14/26	_____	CL 47287	165.00
49249	S	3940 CARUTHERS, ELIZABETH	165.00	01/14/26	_____	CL 47289	165.00
49250	S	4143 GOOD, RYAN	165.00	01/14/26	_____	CL 47288	165.00
49251	S	4870 FERGUSON, KASSIDY MAY	10.00	01/15/26	_____	CL 47298	10.00
49252	S	3745 KRESS, MATTHEW G	12070.00	01/15/26	_____	CL 47295	12070.00
49253	S	3491 OWNBHEY, RYLEE	642.65	01/15/26	_____	CL 47297	432.65
						CL 47303	210.00

Claim Checks

Check #	Type	Vendor #/Name	Check Amount	Date Issued	Period Redeemed	Claim #	Claim Amount
49254	S	3809 RUNION, KENT RYAN	3592.76	01/15/26	_____	CL 47300	3592.76
49255	S	2125 SELANOFF, DIANE	9000.00	01/15/26	_____	CL 47294	9000.00
49256	S	5305 WADDINGTON, YANCEY	10.00	01/15/26	_____	CL 47299	10.00
49257	S	4919 ESPIRITU, ROSALYN	758.70	01/16/26	_____	CL 47308	758.70
49258	S	3747 CHRISTENSEN, ANGELA	150.00	01/16/26	_____	CL 47317	150.00
49259	S	3166 COMER, BILLIE J	150.00	01/16/26	_____	CL 47315	150.00
49260	S	3821 CRONK, DAVID	150.00	01/16/26	_____	CL 47311	150.00
49261	S	833 DIMOND HIGH SCHOOL	300.00	01/16/26	_____	CL 47310	300.00
49262	S	4547 HAMILTON, JAKE	150.00	01/16/26	_____	CL 47312	150.00
49263	S	3888 JONES, JUSTIN	150.00	01/16/26	_____	CL 47313	150.00
49264	S	2428 KODIAK HIGH SCHOOL	8484.00	01/16/26	_____	CL 47318	8484.00
49265	S	2944 PETERSEN, MICHELLE	150.00	01/16/26	_____	CL 47316	150.00
49266	S	4048 WADE, CAREY	150.00	01/16/26	_____	CL 47314	150.00
49267	S	67 AK DIVISION OF RETIREMENT & BENEFITS	261.27	01/26/26	_____	CL 47341	261.27
49268	S	4989 BOTTIERI, MIKALEIGH	803.70	01/26/26	_____	CL 47325	803.70
49269	S	3166 COMER, BILLIE J	270.00	01/26/26	_____	CL 47329	270.00
49270	S	4611 COMER, JAIME	683.70	01/26/26	_____	CL 47324	683.70
49271	S	846 CRAIG, MIKE	743.70	01/26/26	_____	CL 47344	743.70
49272	S	4191 EVANS, ROBERT	300.00	01/26/26	_____	CL 47348	300.00
49273	S	4802 GANN, TYLER	743.70	01/26/26	_____	CL 47347	743.70
49274	S	2224 GILLEN, WILLIAM TOMA	743.70	01/26/26	_____	CL 47345	743.70
49275	S	4444 GILSON, KERIANN	271.54	01/26/26	_____	CL 47336	271.54
49276	C S	3995 GREGG, JON	0.00	01/26/26	_____	CL 47349	
49277	* S	3339 HOWELL, KRISTA MARIE	3982.20	01/26/26	_____	CL 47343	3982.20

Claim Checks

Check #	Type	Vendor #/Name	Check Amount	Date Issued	Period Redeemed	Claim #	Claim Amount
49278	S	3888 JONES, JUSTIN	270.00	01/26/26	_____	CL 47327	270.00
49279	S	5308 LIEB, DARREN	300.00	01/26/26	_____	CL 47350	300.00
49280	S	3757 MAJOR, SHANNON	1397.50	01/26/26	_____	CL 47340	1397.50
49281	S	3491 OWNBHEY, RYLEE	102.20	01/26/26	_____	CL 47334	102.20
49282	S	2944 PETERSEN, MICHELLE	270.00	01/26/26	_____	CL 47328	270.00
49283	S	5191 ROWLAND, KATHRYN	714.75	01/26/26	_____	CL 47351	714.75
49284	S	1714 SERRC	87000.00	01/26/26	_____	CL 47331	87000.00
49285	S	3366 TOVOLI, MICHAEL D	961.20	01/26/26	_____	CL 47346	961.20
49286	S	3209 TOWN PLACE SUITES	6048.00	01/26/26	_____	CL 47320	6048.00
49287	S	2998 VERFAILLIE, PAMELA B	678.00	01/26/26	_____	CL 47335	678.00
49288	S	4048 WADE, CAREY	270.00	01/26/26	_____	CL 47326	270.00
49289	S	4036 WEBER, JASON	563.70	01/26/26	_____	CL 47337	563.70
49290	S	2025 WEST VALLEY HIGH SCHOOL	250.00	01/26/26	_____	CL 47330	250.00
49291	S	400 SPENARD BUILDERS SUPPLY INC.	3576.25	01/27/26	_____	CL 47352	3576.25
49292	S	4133 DEATON, ISAAC	150.00	01/28/26	_____	CL 47355	150.00
49293	S	2353 DEATON, KENNETH WAYNE	150.00	01/28/26	_____	CL 47354	150.00
49294	S	3312 NEAHR, CAITLIN	150.00	01/28/26	_____	CL 47356	150.00
49295	S	3719 VINCENT, JESSICA	40.05	01/28/26	_____	CL 47357	40.05
49296	S	5100 BRYAN, DESIREE	250.00	01/28/26	_____	CL 47361	250.00
49297	S	5163 BRYAN, JOSHUA	121.70	01/28/26	_____	CL 47365	121.70
49298	C S	3348 CARTER, SARAH A	0.00	01/28/26	_____	CL 47364	
49299	* S	3672 CRAIG, MEAGAN	120.00	01/28/26	_____	CL 47369	120.00
49300	S	4133 DEATON, ISAAC	150.00	01/28/26	_____	CL 47358	150.00
49301	S	2353 DEATON, KENNETH WAYNE	150.00	01/28/26	_____	CL 47359	150.00

Claim Checks

Check #	Type	Vendor #/Name	Check Amount	Date Issued	Period Redeemed	Claim #	Claim Amount
49302	S	4919 ESPIRITU, ROSALYN	35.00	01/28/26	_____	CL 47362	35.00
49303	S	4843 FINLEY, HOPE	120.00	01/28/26	_____	CL 47368	120.00
49304	S	4547 HAMILTON, JAKE	181.48	01/28/26	_____	CL 47366	181.48
49305	S	3312 NEAHR, CAITLIN	150.00	01/28/26	_____	CL 47360	150.00
49306	S	3507 REDINGTON SR. JUNIOR/SENIOR HIGH SCH	400.00	01/28/26	_____	CL 47367	400.00
49307	S	931 BARANOF HOTEL	548.00	01/28/26	_____	CL 47379	548.00
49308	S	3348 CARTER, SARAH A	209.25	01/28/26	_____	CL 47370	30.00
						CL 47378	179.25
49309	S	829 DELTA JUNIOR SENIOR HIGH SCHOOL	600.00	01/28/26	_____	CL 47371	600.00
49310	S	4539 GUNDERSON, MEGAN	4078.00	01/28/26	_____	CL 47375	4078.00
49311	S	5310 KING, TAHNEE	120.00	01/28/26	_____	CL 47377	120.00
49312	S	5077 TIPPETTS, AMANDA	398.05	01/28/26	_____	CL 47372	398.05
Total for Claim Checks			506542.70				
Count for Claim Checks			155				

\* denotes missing check number(s)

# of Checks: 155                      Total: 506542.70

