



**EXCEPTIONAL LEARNERS COLLABORATIVE  
BOARD OF EDUCATION  
Board of Education Regular Meeting  
June 18, 2026  
8:30 AM**

Location: Exceptional Learners Collaborative  
990 Corporate Woods Parkway  
Vernon Hills, IL 60061

1. CALL TO ORDER/ROLL CALL
2. PLEDGE OF ALLEGIANCE
3. \*APPROVAL OF MINUTES
4. CORRESPONDENCE
5. AUDIENCE PARTICIPATION

At this time, the Board should welcome guests and representatives of the various media. The Board President will be able to offer anyone from the audience the opportunity to comment. If anyone wishes to address the board, they are given five (5) minutes. Board members can choose to address the concern, or place the item on a future agenda.

6. NEW BUSINESS
  - A. PERSONNEL

- a. Executive Session We may have an executive session to discuss the appointment, employment, compensation, discipline, performance, or dismissal of specific employees. [5 ILCS 120/2(c)(1)]
    - b. Approval of Additional ESY Positions
  - Oak Grove District 68 has requested TVI/O&M for ESY for 140 minutes a week for three weeks.
  - Fox Lake District 114 has requested additional Physical Therapy (PT) and Occupational Therapy (OT) services to complete a summer evaluation. We anticipate that each provider will require approximately 14 hours to complete their portion of the

evaluation for a total of 28 hours of service.

- ECAT received some end of school year referrals from Early Intervention. The team, including the Psychologist, Speech Language Pathologist, Occupational Therapist, Physical Therapist, and Nurse, will be conducting a few evaluations this summer to meet the deadlines for the evaluations. They will be turning in time sheets for this work.
- Wauconda District 118 has also requested additional psych services for the completion of a summer evaluation. We anticipate this will be approximately 10 hours of work.

- c. Approval of a 1.0 FTE 1:1 Paraprofessional with understanding of ASL sign language for the FY 26-27 school year

This is the position that we discussed last time in that we had to buy the staff member out of her contract. We are asking for a 1.0 FTE for this position.

- d. \*Acceptance of Licensed/Certified/Support Staff Resignations

- e. \*Rescinded Resignations

Emily Pappas (Case Manager) and Monique Nemes (BCBA) have rescinded their resignations. A position opened up in Fox Lake and Emily wanted to work with younger students. Monique will return to D96. Jen Dunne is happy to have her return.

- f. \*Approval of Appointments/Transfers/Reassignments

- g. Leaves of Absence

## B. CURRICULUM, INSTRUCTION AND ASSESSMENT

- a. Approval of Board Policy Draft Updates

The recommendation is to adopt/approve all the board policies as presented.

## C. BUSINESS

- a. Approval of 2025-2026 Tentative Amended Budget

To comply with the Illinois School Code requirement that the Tentative Budget be available for public inspection and that notice of the Public Hearing be published at least 30 days prior to the hearing, the 2025-2026 Tentative Amended Budget was placed on public display and the Public Hearing was scheduled prior to the June Board meeting. The required legal notice was published in the Daily Herald in accordance with statutory requirements on June 16, 2026.

Administration recommends that the Board formally acknowledge the 2025-2026 Tentative Amended Budget, confirm the Public Hearing scheduled for July 16, 2026 at 8:30 am, and ratify the publication of the required legal notice.

- b. Approval of 2026-2027 Tentative Budget

To comply with the Illinois School Code requirement that the Tentative Budget be available for public inspection and that notice of the Public Hearing be published at least 30 days prior to the hearing, the 2026-2027 Tentative Budget was placed on public display and the Public Hearing was scheduled

prior to the June Board meeting. The required legal notice was published in the Daily Herald in accordance with statutory requirements on June 16, 2026. Administration recommends that the Board formally acknowledge the 2026-2027 Tentative Budget, confirm the Public Hearing scheduled for July 16, 2026 at 8:30 am, and ratify the publication of the required legal notice.

c. Approval of Designated Depositories

Illinois School Code (105 ILCS 5/8-7) requires the Board of Directors to designate the financial institutions that may serve as depositories for Cooperative funds. Designating approved depositories authorizes ELC to maintain deposit accounts and conduct financial transactions in accordance with applicable laws, Board policy, and fiscal management best practices. Approval of the Resolution Designating Depositories, which shall remain in effect until amended or rescinded by the Board of Directors.

d. Approval of Treasurer

Every two years, the Board must appoint a Treasurer of the District. For the last several years, Sean Carney has been serving as the District's Treasurer. Furthermore, the State requests that the District identify the Chief School Business Officer (CSBO) for each District. We are recommending that the Board appoint Whitney Draegert as Treasurer of the District for the term of July 1, 2026, through June 30, 2028, and designate her as the District's Chief School Business Officer.

e. Approval to Obtain Treasurer's Bond

In accordance with the Illinois School Code, it is recommended that the Board approve the authorization to obtain the Treasurer's surety bond for the 2026-2027 fiscal year.

f. Approval of 2026-2027 Intergovernmental Custodial and Maintenance Service Agreement with Stevenson High School District 125

Administration recommends approval of the 2026-2027 Intergovernmental Custodial and Maintenance Service Agreement with Stevenson High School District 125 to formalize the existing custodial services arrangement and expand services to include maintenance support.

g. Approval of Centra Healthcare Contract for ESY

We continued to look for our own staff for ESY, but were unable to find a LBS1 teacher, so we had to contract through an agency. The administration at West has been very pleased with this individual.

h. FOIA Requests

1. Pursuant to the Freedom of Information Act and the Illinois Educational Labor Relations Act, I am writing to request the following information electronically. Similar requests are being sent to districts throughout the state - This request, therefore, is not only in regard to employees in your organization. Nor is it related to any matters regarding employees you may have, represented currently by IEA (e.g., upcoming contract talks, etc.): The attorney

and law firm retained by the Exceptional Learners Collaborative for legal services.

2. Data Branch Research Team- All products from CDW-G, AG Parts, K-12 Tech, and Vivacity Tech.

i. \*Consideration of Monthly Financial Report

It is recommended that the Board of Education approve the list of Bills and Financial Statements as contained in the Monthly Financial Report for May.


j. Consent Agenda Items

1. Approve the Special Meeting Minutes and Regular Meeting Minutes of May 21, 2026.
2. Accept the resignations of the following individuals as noted in the Agenda Booklet of June 18, 2026, for Hannah Stanley, ESY Speech Language Pathologist; Tom Jaslikowski, Case Manager; Nicole Wagner, Paraprofessional; Lisa Werner, Occupational Therapist; Venessa Medved, Nurse; and Alison Greissing, Paraprofessional; as presented.
3. Accept the rescinded resignations as noted in the Agenda Booklet of June 18, 2026, for Emily Pappas, Case Manager; and Monique Nemes, BCBA; as presented.
4. Approve the appointments/transfers/reassignments of the following individuals as noted in the Agenda Booklet of June 18, 2026, for Amy Hartmann, Case Manager; Karen Lobodzinski, ESY Speech Language Pathologist; and Chloe Seghers, 1:1 Paraprofessional with understanding of ASL sign language for the FY 26-27 school year; as presented.
5. Approval of Bills
6. Approval of Financial Statement

D. SUPERINTENDENT'S INFORMATIONAL REPORT

E. ADJOURN

**~PUBLIC PARTICIPATION NOTICE~**  
PLEASE KNOW THIS MEETING WILL TAKE  
PLACE IN PERSON AT ELC  
990 CORPORATE WOODS PKWY  
VERNON HILLS IL, 60061



DATE: 6.18.2026

To: Dr. Megan Clarke, Superintendent & The ELC Board of Education

From: Ann Hofmeier, Director of Human Resources and Talent Acquisition

RE: Educational Staff Employment, Separations, Rescinded Resignations, and Staff Requests

\*\*\*\*\*

<b>Employment</b>					
<b>Name</b>	<b>Building</b>	<b>Position</b>	<b>Date</b>	<b>FTE</b>	<b>Reason</b>
Amy Hartmann	West	Case Manager	8.12.2026	1.0	Replacement
Karen Lobodzinski	West	ESY SLP	6.9.2026	Hourly	Replacement
Chloe Seghers	West	1:1 Paraprofessional with Understanding of ASL sign language	8.12.2026	1.0	New Position
Angelique Castellanos,	West	Case Manager	8.12.2026	1.0	Replacement
<b>Separation of Services</b>					
Hannah Stanley	West	ESY SLP	5.26.2026	1.0	Resignation
Tom Jaslikowski	West	Case Manager	5.26.2026	1.0	Resignation
Nicole Wagner	West	Paraprofessional	5.26.2026	1.0	Reignation
Lisa Werner	District 225	OT	5.26.2026	1.0	Resignation
Vanessa Medved	West	Nurse	6.26.2026	1.0	Resignation
Alison Greissinger	West	Paraprofessional	6.26.2026	1.0	Resignation
<b>Rescinded Resignations</b>					
Emily Pappas	District 114	Case Manager	5.31.2026	1.0	Rescinded resignation and placed in District 114.

Monique Nemes	District 96	BCBA	5.28.2026	1.0	Rescinded resignation and placed in District 96
<b>Additional Staff Requested By Various Districts</b>					
<b>District Request Additional Staff</b>	<b>Position</b>		<b>FT/Minutes/Hourly</b>		
Oak Grove Dist. 68	TVI/O&M		140 Minutes a Week for 3 weeks		
Fox Lake District 114	PT & OT for Summer Evaluation		14 Hours for both OT and PT		
Various Districts	ECAT Team- Nurse, Psychologist, SLP, OT, and		TBD		
Waconda District 118	Psychology Services		10 Hours		



DATE: 6.18.2026

To: Dr. Megan Clarke, Superintendent & The ELC Board of Education


From: Ann Hofmeier, Director of Human Resources and Talent Acquisition

RE: Educational Staff Employment, Separations, Rescinded Resignations, and Staff Requests

\*\*\*\*\*

<b>Employment</b>					
<b>Name</b>	<b>Building</b>	<b>Position</b>	<b>Date</b>	<b>FTE</b>	<b>Reason</b>
Amy Hartmann	West	Case Manager	8.12.2026	1.0	Replacement
Karen Lobodzinski	West	ESY SLP	6.9.2026	Hourly	Replacement
Chloe Seghers	West	1:1 Paraprofessional with Understanding of ASL sign language	8.12.2026	1.0	New Position
Angelique Castellanos,	West	Case Manager	8.12.2026	1.0	Replacement
<b>Separation of Services</b>					
Hannah Stanley	West	ESY SLP	5.26.2026	1.0	Resignation
Tom Jaslikowski	West	Case Manager	5.26.2026	1.0	Resignation
Nicole Wagner	West	Paraprofessional	5.26.2026	1.0	Reignation
Lisa Werner	District 225	OT	5.26.2026	1.0	Resignation
Vanessa Medved	West	Nurse	6.26.2026	1.0	Resignation
Alison Greissinger	West	Paraprofessional	6.26.2026	1.0	Resignation
<b>Rescinded Resignations</b>					
Emily Pappas	District 114	Case Manager	5.31.2026	1.0	Rescinded resignation and placed in District 114.

Monique Nemes	District 96	BCBA	5.28.2026	1.0	Rescinded resignation and placed in District 96
<b>Additional Staff Requested By Various Districts</b>					
<b>District Request Additional Staff</b>	<b>Position</b>		<b>FT/Minutes/Hourly</b>		
Oak Grove Dist. 68	TVI/O&M		140 Minutes a Week for 3 weeks		
Fox Lake District 114	PT & OT for Summer Evaluation		14 Hours for both OT and PT		
Various Districts	ECAT Team- Nurse, Psychologist, SLP, OT, and		TBD		
Waconda District 118	Psychology Services		10 Hours		



DATE: 6.18.2026

To: Dr. Megan Clarke, Superintendent & The ELC Board of Education


From: Ann Hofmeier, Director of Human Resources and Talent Acquisition

RE: Educational Staff Employment, Separations, Rescinded Resignations, and Staff Requests

\*\*\*\*\*

<b>Employment</b>					
<b>Name</b>	<b>Building</b>	<b>Position</b>	<b>Date</b>	<b>FTE</b>	<b>Reason</b>
Amy Hartmann	West	Case Manager	8.12.2026	1.0	Replacement
Karen Lobodzinski	West	ESY SLP	6.9.2026	Hourly	Replacement
Chloe Seghers	West	1:1 Paraprofessional with Understanding of ASL sign language	8.12.2026	1.0	New Position
Angelique Castellanos,	West	Case Manager	8.12.2026	1.0	Replacement
<b>Separation of Services</b>					
Hannah Stanley	West	ESY SLP	5.26.2026	1.0	Resignation
Tom Jaslikowski	West	Case Manager	5.26.2026	1.0	Resignation
Nicole Wagner	West	Paraprofessional	5.26.2026	1.0	Reignation
Lisa Werner	District 225	OT	5.26.2026	1.0	Resignation
Vanessa Medved	West	Nurse	6.26.2026	1.0	Resignation
Alison Greissinger	West	Paraprofessional	6.26.2026	1.0	Resignation
<b>Rescinded Resignations</b>					
Emily Pappas	District 114	Case Manager	5.31.2026	1.0	Rescinded resignation and placed in District 114.

Monique Nemes	District 96	BCBA	5.28.2026	1.0	Rescinded resignation and placed in District 96
<b>Additional Staff Requested By Various Districts</b>					
<b>District Request Additional Staff</b>	<b>Position</b>		<b>FT/Minutes/Hourly</b>		
Oak Grove Dist. 68	TVI/O&M		140 Minutes a Week for 3 weeks		
Fox Lake District 114	PT & OT for Summer Evaluation		14 Hours for both OT and PT		
Various Districts	ECAT Team- Nurse, Psychologist, SLP, OT, and		TBD		
Waconda District 118	Psychology Services		10 Hours		



DATE: 6.18.2026

To: Dr. Megan Clarke, Superintendent & The ELC Board of Education


From: Ann Hofmeier, Director of Human Resources and Talent Acquisition

RE: Educational Staff Employment, Separations, Rescinded Resignations, and Staff Requests

\*\*\*\*\*

<b>Employment</b>					
<b>Name</b>	<b>Building</b>	<b>Position</b>	<b>Date</b>	<b>FTE</b>	<b>Reason</b>
Amy Hartmann	West	Case Manager	8.12.2026	1.0	Replacement
Karen Lobodzinski	West	ESY SLP	6.9.2026	Hourly	Replacement
Chloe Seghers	West	1:1 Paraprofessional with Understanding of ASL sign language	8.12.2026	1.0	New Position
Angelique Castellanos,	West	Case Manager	8.12.2026	1.0	Replacement
<b>Separation of Services</b>					
Hannah Stanley	West	ESY SLP	5.26.2026	1.0	Resignation
Tom Jaslikowski	West	Case Manager	5.26.2026	1.0	Resignation
Nicole Wagner	West	Paraprofessional	5.26.2026	1.0	Reignation
Lisa Werner	District 225	OT	5.26.2026	1.0	Resignation
Vanessa Medved	West	Nurse	6.26.2026	1.0	Resignation
Alison Greissinger	West	Paraprofessional	6.26.2026	1.0	Resignation
<b>Rescinded Resignations</b>					
Emily Pappas	District 114	Case Manager	5.31.2026	1.0	Rescinded resignation and placed in District 114.

Monique Nemes	District 96	BCBA	5.28.2026	1.0	Rescinded resignation and placed in District 96
<b>Additional Staff Requested By Various Districts</b>					
<b>District Request Additional Staff</b>	<b>Position</b>		<b>FT/Minutes/Hourly</b>		
Oak Grove Dist. 68	TVI/O&M		140 Minutes a Week for 3 weeks		
Fox Lake District 114	PT & OT for Summer Evaluation		14 Hours for both OT and PT		
Various Districts	ECAT Team- Nurse, Psychologist, SLP, OT, and		TBD		
Waconda District 118	Psychology Services		10 Hours		



DATE June 18, 2026

To: The ELC Board of Education

From: Dr. Megan Clarke, Superintendent

RE: Approval of Board Policy Draft Updates

\*\*\*\*\*

<b>Approval of Board Policy Updates- First Reading</b>					
<b>Policy Number</b>	<b>Press Issue #</b>	<b>Policy Name</b>	<b>Policy Link:</b>	<b>Summary</b>	<b>Adopt/Non-Adopt/Lawyer review</b>
5:330	121	Sick Days, Vacation, Holidays, and Leaves	<a href="#">Policy 5:330</a>	Family Neonatal Intensive Care Leave was added in response to 820 ILCS 157.	Adopt
6:65	121	Student Social and Emotional Development	<a href="#">Policy 6:65</a>	The policy was updated throughout for continuous improvement.	Adopt
7:20	121	Harassment of Students Prohibited	<a href="#">Policy 7:20</a>	The only change in this policy are the legal references.	Adopt
7:50	121	School Admissions and Eligibility for Services	<a href="#">Policy 7:50</a>	The legal references were updated.	Adopt
7:100	121	Health, Eye, and Dental Examinations; Immunizations;	<a href="#">Policy 7:100</a>	The only change was the legal references were updated.	Adopt



		and Exclusion of Students			
7:185	121	Teen Dating Violence Prohibited	<a href="#">Policy 7:185</a>	There were two changes in the policy. One was removal of “the term” wording and the other was legal references were updated.	Adopt
7:220	121	Bus Conduct	<a href="#">Policy 7:220</a>	This policy is up for review. We will be using the updated PRESS policy, which has updates in the legal references.	Adopt
7:260	121	Exemption from Physical Education	<a href="#">Policy 7:260</a>	The only update in this policy is the legal references.	Adopt
7:280	121	Communicable and Chronic Infectious Disease	<a href="#">Policy 7:280</a>	This policy is up for review. We are updating it to the current PRESS policy, which updates the legal references.	Adopt



**To:** Dr. Megan Clarke, Superintendent

**From:** Whitney Draeger, Director of Business and Operations/CSBO

**Date:** June 18, 2026

**Subject:** 2025-2026 Tentative Amended Budget

**Recommendation to formally acknowledge the 2025-2026 Tentative Amended Budget, confirm the Public Hearing scheduled for July 16, 2026 at 8:30 am , and ratify the publication of the required legal notice.**

### **Financial Impact**

The 2025-2026 Tentative Amended Budget for all funds reflects revenues of \$23,491,290 and expenditures of \$22,800,210.

### **Background**

Pursuant to the Illinois School Code, school districts are required to complete the following steps during the annual budget adoption process:

- Place the Tentative Budget on public display for a minimum period of 30 days;
- Publish a notice of the budget hearing in a newspaper of general circulation;
- Conduct a public hearing to receive comments regarding the proposed budget; and
- Adopt the final budget no later than the conclusion of the first quarter of the fiscal year (September 30).

These requirements are intended to ensure transparency, provide opportunities for public input, and maintain compliance with statutory budgeting procedures.

Please note the following regarding the 2025-2026 Tentative Amended Budget:

#### **1. Legal Requirements**

The 2025-2026 Tentative Amended Budget was placed on public display on June 16, 2026. In accordance with statutory requirements, the required legal notice was published in the Daily Herald on June 16, 2026.



## 2. **Revenue Adjustments**

The 2025-2026 Tentative Amended Budget reflects a decrease in total revenues of \$72,790, from the original budgeted amount of \$23,564,080 to \$23,491,290. This decrease is primarily attributable to activity bus costs being lower than originally projected, resulting in a corresponding reduction of approximately \$24,800 in reimbursement revenue from Stevenson. Additionally, special education transportation reimbursement revenue is projected to be approximately \$15,800 lower than originally budgeted.

## 3. **Expenditure Adjustments**

The 2025-2026 Tentative Amended Budget reflects an increase in total expenditures of \$3,542,535, from the original budgeted amount of \$19,257,675 to \$22,800,210. The increase is primarily attributable to the addition of \$2,589,800 for FY2024-2025 member district revenue distributions paid during 2025-2026, as well as \$320,240 in salary expenditures that were inadvertently omitted from the original budget. In addition, the overhead budget for purchased services has been increased by approximately \$145,000 to align with projected year-end expenditures.

## 4. **Impact on Fund Balance**

The 2025-2026 Tentative Amended Budget is projected to result in a positive impact on fund balance of approximately \$691,000. While fund balance is still expected to increase during 2025-2026, the projected increase is lower than the \$4,306,405 increase reflected in the original budget. The reduction is primarily attributable to the inclusion of member district revenue distributions and other expenditure adjustments included in Tentative Amended Budget

## **Recommendation**

To comply with the Illinois School Code requirement that the Tentative Budget be available for public inspection and that notice of the Public Hearing be published at least 30 days prior to the hearing, the 2025-2026 Tentative Amended Budget was placed on public display and the Public Hearing was scheduled prior to the June Board meeting. The required legal notice was published in the Daily Herald in accordance with statutory requirements on June 16, 2026.

Administration recommends that the Board formally acknowledge the 2025-2026 Tentative Amended Budget, confirm the Public Hearing scheduled for July 16, 2026 at 8:30 am , and ratify the publication of the required legal notice.

**District Type:**  
 School District  
 Joint Agreement

ILLINOIS STATE BOARD OF EDUCATION  
 School Business Services Division

**SCHOOL DISTRICT/JOINT AGREEMENT BUDGET FORM \***  
**July 1, 2025 - June 30, 2026**

Deficit Reduction Plan is not required

**Accounting Basis:**

Cash  
 Accrual

Is this an amended budget? Yes \_\_\_\_\_

Date of Amended Budget: 07/16/2026  
 (MM/DD/YY)

District Name: Exceptional Learners  
 District RCDT No: 34049801060

**If your FY2025 AFR states that you need to do a deficit reduction plan and your FY2026 budget is balanced, please state the measures you took to have your budget become balanced. (Bckgrnd-Assumpt 25-26)**

Budget of Exceptional Learners, County of Lake,  
 State of Illinois, for the Fiscal Year beginning July 1, 2025 and ending June 30, 2026.

WHEREAS the Board of Education of Exceptional Learners,  
 County of Lake, State of Illinois, caused to be prepared in tentative form a budget, and the Secretary  
 of this Board has made the same conveniently available to public inspection for at least thirty days prior to final action thereon;

AND WHEREAS a public hearing was held as to such budget on the 16th day of July, 2026,  
 notice of said hearing was given at least thirty days prior thereto as required by law, and all other legal requirements have been complied with;

NOW, THEREFORE, Be it resolved by the Board of Education of said district as follows:

Section 1: That the fiscal year of this school district be and the same hereby is fixed and declared to be  
 beginning July 1, 2025 and ending June 30, 2026.

Section 2: That the following budget containing an estimate of amounts available in each Fund, separately, and expenditures from each be  
 and the same is hereby adopted as the budget of this school district for said fiscal year.

**ADOPTION OF BUDGET**

The budget shall be approved and signed below by members of the School Board. Adopted this 16th day of July, 2026  
 by a roll call vote of \_\_\_\_\_ Yeas, and \_\_\_\_\_ Nays, to wit:

** MEMBERS VOTING YEA:	** MEMBERS VOTING NAY:

\* Based on the 23 Illinois Administrative Code-Part 100 and in conformity with Section 17-1 of the School Code.  
 \*\* Type in the members who voted "YEA" nor "NAY". Actual school board member signatures are not required for electronic submission.  
 (1) A certified copy of this document must be filed with the county clerk within 30 days of adoption as required  
 by Section 18-50 of the Property Tax Code (35 ILCS 200/18-50).  
 (2) Districts are required to submit the adopted/amended budget electronically to ISBE within 30 days of adoption or by October 30,  
 whichever comes first. Budgets are submitted through IWAS: <https://apps.isbe.net/iwas/asp/login.asp?is=true>  
**Please type the member signatures before submitting to ISBE. We do not accept PDF copies.**

Budget Summary

<i>Begin entering data on EstRev 6-11 and EstExp 12-20 tabs.</i> Description: Enter Whole Numbers Only		Acct #	(10) Educational	(20) Operations & Maintenance	(30) Debt Service	(40) Transportation	(50) Municipal Retirement/ Social Security	(60) Capital Projects	(70) Working Cash	(80) Tort	(90) Fire Prevention & Safety
ESTIMATED BEGINNING FUND BALANCE (without Student Activity Funds)1 as of July 1, 2025											
RECEIPTS/REVENUES (without Student Activity Funds)			4,059,260	202,694	0	64,567	198,006	0	0	0	0
LOCAL SOURCES	1000	20,710,320	769,800	0	204,500	1,204,090	0	0	0	0	0
FLOW-THROUGH RECEIPTS/REVENUES FROM ONE DISTRICT TO ANOTHER DISTRICT	2000	0	0	0	0	0	0	0	0	0	0
STATE SOURCES	3000	95,535	0	0	43,940	0	0	0	0	0	0
FEDERAL SOURCES	4000	463,105	0	0	0	0	0	0	0	0	0
Total Direct Receipts/Revenues 8		21,268,960	769,800	0	248,440	1,204,090	0	0	0	0	0
Receipts/Revenues for "On Behalf" Payments 2	3998	0	0	0	0	0	0	0	0	0	0
Total Receipts/Revenues		21,268,960	769,800	0	248,440	1,204,090	0	0	0	0	0
DISBURSEMENTS/EXPENDITURES (without Student Activity Funds)											
INSTRUCTION	1000	10,166,635					656,750			0	
SUPPORT SERVICES	2000	7,840,400	769,790		229,500	547,335		0		0	0
COMMUNITY SERVICES	3000	0	0	0	0	0	0	0	0	0	0
PAYMENTS TO OTHER DISTRICTS & GOVT UNITS	4000	2,589,800	0	0	0	0	0	0	0	0	0
DEBT SERVICES	5000	0	0	0	0	0	0	0	0	0	0
PROVISION FOR CONTINGENCIES	6000	0	0	0	0	0	0	0	0	0	0
Total Direct Disbursements/Expenditures 9		20,596,835	769,790	0	229,500	1,204,085	0	0	0	0	0
Disbursements/Expenditures for "On Behalf" Payments 2	4180	0	0	0	0	0	0	0	0	0	0
Total Disbursements/Expenditures		20,596,835	769,790	0	229,500	1,204,085	0	0	0	0	0
Excess of Direct Receipts/Revenues Over (Under) Direct Disbursements/Expenditures		672,125	10	0	18,940	5	0	0	0	0	0
OTHER SOURCES/USES OF FUNDS											
OTHER SOURCES OF FUNDS (7000)											
PERMANENT TRANSFER FROM VARIOUS FUNDS											
Abolishment the Working Cash Fund 16	7110										
Abatement of the Working Cash Fund 16	7110	0	0	0	0	0	0	0	0	0	0
Transfer of Working Cash Fund Interest	7120	0	0	0	0	0	0	0	0	0	0
Transfer Among Funds	7130	0	0	0	0	0	0	0	0	0	0
Transfer of Interest	7140	0	0	0	0	0	0	0	0	0	0
Transfer from Capital Projects Fund to O&M Fund	7150										
Transfer of Excess Fire Prev & Safety Tax & Interest 3 Proceeds to O&M Fund	7160										
Transfer of Excess Accumulated Fire Prev & Safety Bond and Int 3a Proceeds to Debt Service Fund	7170			0							
SALE OF BONDS (7200)											
Principal on Bonds Sold 4	7210	0	0	0	0	0	0	0	0	0	0
Premium on Bonds Sold	7220	0	0	0	0	0	0	0	0	0	0
Accrued Interest on Bonds Sold	7230	0	0	0	0	0	0	0	0	0	0
Sale or Compensation for Fixed Assets 5	7300	0	0	0	0	0	0	0	0	0	0
Transfer to Debt Service to Pay Principal on Leases	7400			0							
Transfer to Debt Service to Pay Interest on Leases	7500			0							
Transfer to Debt Service Fund to Pay Principal on Revenue Bonds	7600			0							
Transfer to Debt Service Fund to Pay Interest on Revenue Bonds	7700			0							
Transfer to Capital Projects Fund	7800							0			
ISBE Loan Proceeds	7900	0	0	0	0	0	0	0	0	0	0
Other Sources Not Classified Elsewhere	7990	0	0	0	0	0	0	0	0	0	0
Total Other Sources of Funds 8		0	0	0	0	0	0	0	0	0	0
OTHER USES OF FUNDS (8000)											
TRANSFER TO VARIOUS OTHER FUNDS (8100)											
Abolishment or Abatement of the Working Cash Fund 16	8110										
Transfer of Working Cash Fund Interest	8120							0			
Transfer Among Funds	8130	0	0	0	0	0	0	0	0	0	0
Transfer of Interest 6	8140	0	0	0	0	0	0	0	0	0	0
Transfer from Capital Projects Fund to O&M Fund	8150							0			

Budget Summary

Account #	Description: Enter Whole Numbers Only	(10) Educational	(20) Operations & Maintenance	(30) Debt Service	(40) Transportation	(50) Municipal Retirement/ Social Security	(60) Capital Projects	(70) Working Cash	(80) Tort	(90) Fire Prevention & Safety
8160	Transfer of Excess Fire Prev & Safety Tax & Interest 3 Proceeds to O&M Fund									0
8170	Transfer of Excess Accumulated Fire Prev & Safety Bond 3a and Int Proceeds to Debt Service Fund									0
8410	Taxes Pledged to Pay Principal on Leases	0	0	0			0			0
8420	Grants/Reimbursements Pledged to Pay Principal on Leases	0	0	0			0			0
8430	Other Revenues Pledged to Pay Principal on Leases	0	0	0			0			0
8440	Fund Balance Transfers Pledged to Pay Principal on Leases	0	0	0			0			0
8510	Taxes Pledged to Pay Interest on Leases	0	0	0			0			0
8520	Grants/Reimbursements Pledged to Pay Interest on Leases	0	0	0			0			0
8530	Other Revenues Pledged to Pay Interest on Leases	0	0	0			0			0
8540	Fund Balance Transfers Pledged to Pay Interest on Leases	0	0	0			0			0
8610	Taxes Pledged to Pay Principal on Revenue Bonds	0	0	0			0			0
8620	Grants/Reimbursements Pledged to Pay Principal on Revenue Bonds	0	0	0			0			0
8630	Other Revenues Pledged to Pay Principal on Revenue Bonds	0	0	0			0			0
8640	Fund Balance Transfers Pledged to Pay Principal on Revenue Bonds	0	0	0			0			0
8710	Taxes Pledged to Pay Interest on Revenue Bonds	0	0	0			0			0
8720	Grants/Reimbursements Pledged to Pay Interest on Revenue Bonds	0	0	0			0			0
8730	Other Revenues Pledged to Pay Interest on Revenue Bonds	0	0	0			0			0
8740	Fund Balance Transfers Pledged to Pay Interest on Revenue Bonds	0	0	0			0			0
8810	Taxes Transferred to Pay for Capital Projects	0	0	0			0			0
8820	Grants/Reimbursements Pledged to Pay for Capital Projects	0	0	0			0			0
8830	Other Revenues Pledged to Pay for Capital Projects	0	0	0			0			0
8840	Fund Balance Transfers Pledged to Pay for Capital Projects	0	0	0			0			0
8910	Transfer to Debt Service Fund to Pay Principal on ISBE Loans	0	0	0			0			0
8990	Other Uses Not Classified Elsewhere	0	0	0			0			0
	<b>Total Other Sources/Uses of Fund</b>	0	0	0			0			0
	<b>ESTIMATED ENDING FUND BALANCE (without Student Activity Funds) as of June 30, 2026</b>	4,731,385	202,704	0	83,507	198,011	0	0	0	0
	<b>Student Activity (Fund 11) ESTIMATED BEGINNING FUND BALANCE as of July 1, 2025</b>	0								
	<b>RECEIPTS/REVENUES (For Student Activity Funds)</b>									
1799	Total Student Activity Direct Receipts/Revenues (Local Sources)	0								
	<b>DISBURSEMENTS/EXPENDITURES (For Student Activity Funds)</b>									
1999	Total Student Activity Direct Disbursements/Expenditures	0								
	Excess of Direct Receipts/Revenues Over (Under) Direct Disbursements/Expenditures	0								
	Student Activity ESTIMATED ENDING FUND BALANCE as of June 30, 2026	0								
	<b>Total ESTIMATED BEGINNING FUND BALANCE (All Sources including Student Activity Funds) as of July 1, 2025</b>	4,059,260	202,694	0	64,567	198,006	0	0	0	0
	<b>RECEIPTS/REVENUES (All Sources with Student Activity Funds)</b>									
1000	LOCAL SOURCES	20,710,320	769,800	0	204,500	1,204,090	0	0	0	0
2000	FLOW-THROUGH RECEIPTS/REVENUES FROM ONE DISTRICT TO ANOTHER DISTRICT	0	0	0	0	0	0	0	0	0
3000	STATE SOURCES	95,535	0	0	43,940	0	0	0	0	0
4000	FEDERAL SOURCES	463,105	0	0	0	0	0	0	0	0
	Total Direct Receipts/Revenues 8	21,268,960	769,800	0	248,440	1,204,090	0	0	0	0
3998	Receipts/Revenues for "On Behalf" Payments 2	0	0	0	0	0	0	0	0	0
	Total Receipts/Revenues	21,268,960	769,800	0	248,440	1,204,090	0	0	0	0
	<b>DISBURSEMENTS/EXPENDITURES (All Sources with Student Activity Funds)</b>									
1000	INSTRUCTION	10,166,635				656,750			0	0
2000	SUPPORT SERVICES	7,840,400	769,790		229,500	547,335	0		0	0

Budget Summary

<i>Begin entering data on EstRev 6-11 and EstExp 12-20 tabs.</i> Description: Enter Whole Numbers Only		Acct #	(10) Educational	(20) Operations & Maintenance	(30) Debt Service	(40) Transportation	(50) Municipal Retirement/ Social Security	(60) Capital Projects	(70) Working Cash	(80) Tort	(90) Fire Prevention & Safety
<b>COMMUNITY SERVICES</b>		3000	0	0	0	0	0	0	0	0	0
<b>PAYMENTS TO OTHER DISTRICTS &amp; GOVT UNITS</b>		4000	2,589,800	0	0	0	0	0	0	0	0
<b>DEBT SERVICE</b>		5000	0	0	0	0	0	0	0	0	0
<b>PROVISION FOR CONTINGENCIES</b>		6000	0	0	0	0	0	0	0	0	0
Total Direct Disbursements/Expenditures 9			20,596,835	769,790	0	229,500	1,204,085	0	0	0	0
Disbursements/Expenditures for "On Behalf" Payments 2		4180	0	0	0	0	0	0	0	0	0
Total Disbursements/Expenditures			20,596,835	769,790	0	229,500	1,204,085	0	0	0	0
Excess of Direct Receipts/Revenues Over (Under) Direct Disbursements/Expenditures			672,125	10	0	18,940	5	0	0	0	0
<b>OTHER SOURCES/USES OF FUNDS</b>											
<b>OTHER SOURCES OF FUNDS (7000)</b>											
Total Other Sources of Funds 8			0	0	0	0	0	0	0	0	0
<b>OTHER USES OF FUNDS (8000)</b>											
Total Other Uses of Funds 9			0	0	0	0	0	0	0	0	0
Total Other Sources/Uses of Fund			0	0	0	0	0	0	0	0	0
ESTIMATED ENDING FUND BALANCE (All Sources with Student Activity Funds) as of June 30, 2026			4,731,385	202,704	0	83,507	198,011	0	0	0	0

SUMMARY OF EXPENDITURES Without Student Activity Funds (by Major Object)											
Description	Acct #	(10) Educational	(20) Operations & Maintenance	(30) Debt Service	(40) Transportation	(50) Municipal Retirement/ Social Security	(60) Capital Projects	(70) Working Cash	(80) Tort	(90) Fire Prevention & Safety	Total By Object
<b>Object Name</b>											
Salaries	100	13,744,635	0	0	0	0	0	0	0	0	13,744,635
Employee Benefits	200	2,675,515	0	0	0	0	0	0	0	0	3,879,600
Purchased Services	300	916,785	696,140	0	25,000	1,204,085	0	0	0	0	1,637,925
Supplies & Materials	400	444,350	40,650	0	0	0	0	0	0	0	485,000
Capital Outlay	500	0	33,000	0	204,500	0	0	0	0	0	237,500
Other Objects	600	2,650,000	0	0	0	0	0	0	0	0	2,650,000
Non-Capitalized Equipment	700	165,550	0	0	0	0	0	0	0	0	165,550
Termination Benefits	800	0	0	0	0	0	0	0	0	0	0
<b>Total Expenditures</b>		20,596,835	769,790	0	229,500	1,204,085	0	0	0	0	22,800,210

Summary of Cash Transactions

Description: Enter Whole Numbers Only	Acct #	(10) Educational	(20) Operations & Maintenance	(30) Debt Service	(40) Transportation	(50) Municipal Retirement/ Social Security	(60) Capital Projects	(70) Working Cash	(80) Tort	(90) Fire Prevention & Safety
<b>BEGINNING CASH BALANCE ON HAND (without Student Activity Funds)7 as of July 1, 2025</b>		4,059,260	202,694	0	64,567	198,006	0	0	0	0
<b>Total Direct Receipts &amp; Other Sources 8</b>		21,268,960	769,800	0	248,440	1,204,090	0	0	0	0
<b>OTHER RECEIPTS</b>										
Interfund Loans Payable (Loans from Other Funds)	411	0	0	0	0	0	0	0	0	0
Interfund Loans Receivable (Repayment of Loans)	141	0	0	0	0	0	0	0	0	0
Notes and Warrants Payable	433	0	0	0	0	0	0	0	0	0
Other Current Assets	199	0	0	0	0	0	0	0	0	0
<b>Total Other Receipts</b>		0	0	0	0	0	0	0	0	0
<b>Total Direct Receipts, Other Sources, &amp; Other Receipts</b>		21,268,960	769,800	0	248,440	1,204,090	0	0	0	0
<b>Total Amount Available</b>		25,328,220	972,494	0	313,007	1,402,096	0	0	0	0
<b>Total Direct Disbursements &amp; Other Uses 9</b>		20,596,835	769,790	0	229,500	1,204,085	0	0	0	0
<b>OTHER DISBURSEMENTS</b>										
Interfund Loans Receivable (Loans to Other Funds) 10	141	0	0	0	0	0	0	0	0	0
Interfund Loans Payable (Repayment of Loans)	411	0	0	0	0	0	0	0	0	0
Notes and Warrants Payable	433	0	0	0	0	0	0	0	0	0
Other Current Liabilities	499	0	0	0	0	0	0	0	0	0
<b>Total Other Disbursements</b>		0	0	0	0	0	0	0	0	0
<b>Total Direct Disbursements, Other Uses, &amp; Other Disbursements</b>		20,596,835	769,790	0	229,500	1,204,085	0	0	0	0
<b>ENDING CASH BALANCE ON HAND (without Student Activity Funds) as of June 30, 2026</b>		4,731,385	202,704	0	83,507	198,011	0	0	0	0
<b>Activity Funds BEGINNING CASH BALANCE ON HAND7 as of July 1, 2025</b>										
<b>Total Direct Receipts &amp; Other Sources 8</b>		0	0	0	0	0	0	0	0	0
<b>Total Amount Available</b>		0	0	0	0	0	0	0	0	0
<b>Total Direct Disbursements &amp; Other Uses 9</b>		0	0	0	0	0	0	0	0	0
<b>Activity funds ENDING CASH BALANCE ON HAND7 as of June 30, 2026</b>		0	0	0	0	0	0	0	0	0
<b>Total BEGINNING CASH BALANCE ON HAND (with Student Activity Funds)7 as of July 1, 2025</b>										
<b>Total Direct Receipts &amp; Other Sources 8</b>		4,059,260	202,694	0	64,567	198,006	0	0	0	0
<b>Total Other Receipts</b>		21,268,960	769,800	0	248,440	1,204,090	0	0	0	0
<b>Total Direct Receipts, Other Sources, &amp; Other Receipts</b>		21,268,960	769,800	0	248,440	1,204,090	0	0	0	0
<b>Total Amount Available</b>		25,328,220	972,494	0	313,007	1,402,096	0	0	0	0
<b>Total Direct Disbursements &amp; Other Uses 9</b>		20,596,835	769,790	0	229,500	1,204,085	0	0	0	0
<b>Total Other Disbursements</b>		0	0	0	0	0	0	0	0	0
<b>Total Direct Disbursements, Other Uses, &amp; Other Disbursements</b>		20,596,835	769,790	0	229,500	1,204,085	0	0	0	0
<b>Total ENDING CASH BALANCE ON HAND (with Student Activity Funds)7 as of June 30, 2026</b>		4,731,385	202,704	0	83,507	198,011	0	0	0	0

Description: Enter Whole Numbers Only		Acct #	(10) Educational	(20) Operations & Maintenance	(30) Debt Service	(40) Transportation	(50) Municipal Retirement/ Social Security	(60) Capital Projects	(70) Working Cash	(80) Tort	(90) Fire Prevention & Safety
<b>RECEIPTS/REVENUES FROM LOCAL SOURCES (1000)</b>											
<b>AD VALOREM TAXES LEVIED BY LOCAL EDUCATION AGENCY</b>											
Designated Purposes Levies 11 (1110-1120)	1100	0	0	0	0	0	0	0	0	0	0
Leasing Purposes Levy 12	1130	0	0	0	0	0	0	0	0	0	0
Special Education Purposes Levy	1140	0	0	0	0	0	0	0	0	0	0
FICA and Medicare Only Levies	1150	0	0	0	0	0	0	0	0	0	0
Area Vocational Construction Purposes Levy	1160	0	0	0	0	0	0	0	0	0	0
Summer School Purposes Levy	1170	0	0	0	0	0	0	0	0	0	0
Other Tax Levies (Describe & Itemize)	1190	0	0	0	0	0	0	0	0	0	0
<b>Total Ad Valorem Taxes Levied by District</b>		0	0	0	0	0	0	0	0	0	0
<b>PAYMENTS IN LIEU OF TAXES</b>											
Mobile Home Privilege Tax	1200	0	0	0	0	0	0	0	0	0	0
Payments from Local Housing Authority	1210	0	0	0	0	0	0	0	0	0	0
Corporate Personal Property Replacement Taxes.13	1220	0	0	0	0	0	0	0	0	0	0
Other Payments in Lieu of Taxes (Describe & Itemize)	1230	0	0	0	0	0	0	0	0	0	0
Other Payments in Lieu of Taxes	1290	0	0	0	0	0	0	0	0	0	0
<b>Total Payments in Lieu of Taxes</b>		0	0	0	0	0	0	0	0	0	0
<b>TUITION</b>											
Regular Tuition from Pupils or Parents (In State)	1300	0	0	0	0	0	0	0	0	0	0
Regular Tuition from Other Districts (In State)	1311	0	0	0	0	0	0	0	0	0	0
Regular Tuition from Other Sources (In State)	1312	0	0	0	0	0	0	0	0	0	0
Regular Tuition from Other Sources (In State)	1313	0	0	0	0	0	0	0	0	0	0
Regular Tuition from Other Sources (Out of State)	1314	0	0	0	0	0	0	0	0	0	0
Summer School Tuition from Pupils or Parents (In State)	1321	0	0	0	0	0	0	0	0	0	0
Summer School Tuition from Other Districts (In State)	1322	0	0	0	0	0	0	0	0	0	0
Summer School Tuition from Other Sources (In State)	1323	0	0	0	0	0	0	0	0	0	0
Summer School Tuition from Other Sources (Out of State)	1324	0	0	0	0	0	0	0	0	0	0
CTE Tuition from Pupils or Parents (In State)	1331	0	0	0	0	0	0	0	0	0	0
CTE Tuition from Other Districts (In State)	1332	0	0	0	0	0	0	0	0	0	0
CTE Tuition from Other Sources (In State)	1333	0	0	0	0	0	0	0	0	0	0
CTE Tuition from Other Sources (Out of State)	1334	0	0	0	0	0	0	0	0	0	0
Special Education Tuition from Pupils or Parents (In State)	1341	0	0	0	0	0	0	0	0	0	0
Special Education Tuition from Other Districts (In State)	1342	17,522,040	0	0	0	0	0	0	0	0	0
Special Education Tuition from Other Sources (In State)	1343	0	0	0	0	0	0	0	0	0	0
Special Education Tuition from Other Sources (Out of State)	1344	0	0	0	0	0	0	0	0	0	0
Adult Tuition from Pupils or Parents (In State)	1351	0	0	0	0	0	0	0	0	0	0
Adult Tuition from Other Districts (In State)	1352	0	0	0	0	0	0	0	0	0	0
Adult Tuition from Other Sources (In State)	1353	0	0	0	0	0	0	0	0	0	0
Adult Tuition from Other Sources (Out of State)	1354	0	0	0	0	0	0	0	0	0	0
<b>Total Tuition</b>		17,522,040	0	0	0	0	0	0	0	0	0
<b>TRANSPORTATION FEES</b>											
Regular Transportation Fees from Pupils or Parents (In State)	1400	0	0	0	0	0	0	0	0	0	0
Regular Transportation Fees from Other Districts (In State)	1411	0	0	0	0	0	0	0	0	0	0
Regular Transportation Fees from Other Sources (In State)	1412	0	0	0	0	0	0	0	0	0	0
Regular Transportation Fees from Co-curricular Activities (In State)	1413	0	0	0	0	0	0	0	0	0	0
Regular Transportation Fees from Other Sources (Out of State)	1415	0	0	0	0	0	0	0	0	0	0
Regular Transportation Fees from Other Sources (Out of State)	1416	0	0	0	0	0	0	0	0	0	0
Summer School Transportation Fees from Pupils or Parents (In State)	1421	0	0	0	0	0	0	0	0	0	0
Summer School Transportation Fees from Other Districts (In State)	1422	0	0	0	0	0	0	0	0	0	0
Summer School Transportation Fees from Other Sources (In State)	1423	0	0	0	0	0	0	0	0	0	0
Summer School Transportation Fees from Other Sources (Out of State)	1424	0	0	0	0	0	0	0	0	0	0
CTE Transportation Fees from Pupils or Parents (In State)	1431	0	0	0	0	0	0	0	0	0	0
CTE Transportation Fees from Other Districts (In State)	1432	0	0	0	0	0	0	0	0	0	0
CTE Transportation Fees from Other Sources (In State)	1433	0	0	0	0	0	0	0	0	0	0
CTE Transportation Fees from Other Sources (Out of State)	1434	0	0	0	0	0	0	0	0	0	0
Special Education Transportation Fees from Pupils or Parents (In State)	1441	0	0	0	0	0	0	0	0	0	0
Special Education Transportation Fees from Other Districts (In State)	1442	0	0	0	0	0	0	0	0	0	0
Special Education Transportation Fees from Other Sources (In State)	1443	0	0	0	0	0	0	0	0	0	0

Description: Enter Whole Numbers Only	Acct #	(10) Educational	(20) Operations & Maintenance	(30) Debt Service	(40) Transportation	(50) Municipal Retirement/ Social Security	(60) Capital Projects	(70) Working Cash	(80) Tort	(90) Fire Prevention & Safety
Special Education Transportation Fees from Other Sources (Out of State)	1444									
Adult Transportation Fees from Pupils or Parents (In State)	1451									
Adult Transportation Fees from Other Districts (In State)	1452									
Adult Transportation Fees from Other Sources (In State)	1453									
Adult Transportation Fees from Other Sources (Out of State)	1454									
<b>Total Transportation Fees</b>										
<b>EARNINGS ON INVESTMENTS</b>	<b>1500</b>									
Interest on Investments	1510	7,535	0	0	0	0	0	0	0	0
Gain or Loss on Sale of Investments	1520	0	0	0	0	0	0	0	0	0
Unrealized Gain or Loss on Investments	1530	0	0	0	0	0	0	0	0	0
<b>Total Earnings on Investments</b>		<b>7,535</b>	<b>0</b>	<b>0</b>	<b>0</b>	<b>0</b>	<b>0</b>	<b>0</b>	<b>0</b>	<b>0</b>
<b>FOOD SERVICE</b>	<b>1600</b>									
Sales to Pupils - Lunch	1611	0								
Sales to Pupils - Breakfast	1612	0								
Sales to Pupils - A la Carte	1613	0								
Sales to Pupils - Other (Describe & Itemize)	1614	0								
Sales to Adults	1620	0								
Other Food Service (Describe & Itemize)	1690	0								
<b>Total Food Service</b>		<b>0</b>								
<b>DISTRICT/SCHOOL ACTIVITY INCOME</b>	<b>1700</b>									
Admissions - Athletic	1711	0	0							
Admissions - Other	1719	0	0							
Fees	1720	0	0							
Book Store Sales	1730	0	0							
Other District/School Activity Revenue (Describe & Itemize)	1790	0	0							
Student Activity Fund Revenues	1799	0	0							
<b>Total District/School Activity Income (without Student Activity Funds 1799)</b>		<b>0</b>	<b>0</b>							
<b>Total District/School Activity Income (with Student Activity Funds 1799)</b>		<b>0</b>	<b>0</b>							
<b>TEXTBOOK INCOME</b>	<b>1800</b>									
Textbook Rentals - Regular Textbooks	1811	0								
Textbook Rentals - Summer School Textbooks	1812	0								
Textbook Rentals - Adult/Continuing Education Textbooks	1813	0								
Textbook Rentals - Other (Describe & Itemize)	1819	0								
Textbook Sales - Regular Textbooks	1821	0								
Textbook Sales - Summer School	1822	0								
Textbook Sales - Adult/Continuing Education	1823	0								
Textbook Sales - Other (Describe & Itemize)	1829	0								
Other Textbook Income (Describe & Itemize)	1890	0								
<b>Total Textbooks</b>		<b>0</b>								
<b>OTHER REVENUE FROM LOCAL SOURCES</b>	<b>1900</b>									
Rentals	1910	0	0							
Contributions and Donations from Private Sources	1920	0	0							
Impact Fees from Municipal or County Governments	1930	0	0							
Services Provided Other Districts	1940	3,041,980	769,800							
Refund of Prior Years' Expenditures	1950	0	0							
Payments of Surplus Moneys from TIF Districts	1960	0	0							
Drivers' Education Fees	1970	0	0							
Proceeds from Vendors' Contracts	1980	0	0							
School Facility Occupation Tax Proceeds	1983	0	0							
Payment from Other Districts	1991	0	0		204,500	1,204,090				
Sale of Vocational Projects	1992	0	0							
Other Local Fees (Describe & Itemize)	1993	138,765	0							
Other Local Revenues (Describe & Itemize)	1999	3,180,745	769,800		204,500	1,204,090				
<b>Total Other Revenue from Local Sources</b>		<b>3,180,745</b>	<b>769,800</b>	<b>0</b>	<b>204,500</b>	<b>1,204,090</b>	<b>0</b>	<b>0</b>	<b>0</b>	<b>0</b>
<b>Total Receipts/Revenues from Local Sources (without Student Activity Funds 1799)</b>	<b>1000</b>	<b>20,710,320</b>	<b>769,800</b>	<b>0</b>	<b>204,500</b>	<b>1,204,090</b>	<b>0</b>	<b>0</b>	<b>0</b>	<b>0</b>

Acct #	(10) Educational	(20) Operations & Maintenance	(30) Debt Service	(40) Transportation	(50) Municipal Retirement/ Social Security	(60) Capital Projects	(70) Working Cash	(80) Tort	(90) Fire Prevention & Safety
Description: Enter Whole Numbers Only									
Total Receipts/Revenues from Local Sources (with Student Activity Funds 1799)									
	20,710,320								
<b>FLOW-THROUGH RECEIPTS/REVENUES FROM ONE DISTRICT TO ANOTHER DISTRICT (2000)</b>									
2100	0	0	0	0	0	0	0	0	0
2200	0	0	0	0	0	0	0	0	0
2300	0	0	0	0	0	0	0	0	0
2000	0	0	0	0	0	0	0	0	0
<b>RECEIPTS/REVENUES FROM STATE SOURCES (3000)</b>									
<b>UNRESTRICTED GRANTS-IN-AID (3001-3099)</b>									
3001	95,535	0	0	0	0	0	0	0	0
3005	0	0	0	0	0	0	0	0	0
3099	0	0	0	0	0	0	0	0	0
	95,535	0	0	0	0	0	0	0	0
<b>RESTRICTED GRANTS-IN-AID (3100-3900)</b>									
<b>SPECIAL EDUCATION</b>									
3100	0	0	0	0	0	0	0	0	0
3120	0	0	0	0	0	0	0	0	0
3130	0	0	0	0	0	0	0	0	0
3199	0	0	0	0	0	0	0	0	0
	0	0	0	0	0	0	0	0	0
<b>CAREER AND TECHNICAL EDUCATION (CTE)</b>									
3200	0	0	0	0	0	0	0	0	0
3220	0	0	0	0	0	0	0	0	0
3225	0	0	0	0	0	0	0	0	0
3235	0	0	0	0	0	0	0	0	0
3240	0	0	0	0	0	0	0	0	0
3270	0	0	0	0	0	0	0	0	0
3299	0	0	0	0	0	0	0	0	0
	0	0	0	0	0	0	0	0	0
3360	0	0	0	0	0	0	0	0	0
3365	0	0	0	0	0	0	0	0	0
3370	0	0	0	0	0	0	0	0	0
3410	0	0	0	0	0	0	0	0	0
3499	0	0	0	0	0	0	0	0	0
	0	0	0	0	0	0	0	0	0
<b>TRANSPORTATION</b>									
3500	0	0	0	0	0	0	0	0	0
3510	0	0	0	43,940	0	0	0	0	0
3599	0	0	0	0	0	0	0	0	0
	0	0	0	43,940	0	0	0	0	0
3610	0	0	0	0	0	0	0	0	0
3660	0	0	0	0	0	0	0	0	0
3695	0	0	0	0	0	0	0	0	0
3705	0	0	0	0	0	0	0	0	0
3766	0	0	0	0	0	0	0	0	0
3767	0	0	0	0	0	0	0	0	0
3775	0	0	0	0	0	0	0	0	0
3780	0	0	0	0	0	0	0	0	0
3815	0	0	0	0	0	0	0	0	0
3825	0	0	0	0	0	0	0	0	0
3920	0	0	0	0	0	0	0	0	0
3925	0	0	0	0	0	0	0	0	0
3999	0	0	0	0	0	0	0	0	0
	0	0	0	43,940	0	0	0	0	0
<b>Total Restricted Grants-In-Aid</b>									

Description: Enter Whole Numbers Only	Acct #	(10) Educational	(20) Operations & Maintenance	(30) Debt Service	(40) Transportation	(50) Municipal Retirement/ Social Security	(60) Capital Projects	(70) Working Cash	(80) Tort	(90) Fire Prevention & Safety
Total Receipts/Revenues from State Sources	3000	95,535	0	0	43,940	0	0	0	0	0
<b>RECEIPTS/REVENUES FROM FEDERAL SOURCES (4000)</b>										
<b>UNRESTRICTED GRANTS-IN-AID RECEIVED DIRECTLY FROM FEDERAL GOVT. (4001-4009)</b>										
Federal Impact Aid	4001	0	0	0	0	0	0	0	0	0
Other Unrestricted Grants-In-Aid Received from Fed. Govt. (Describe & Itemize)	4009	0	0	0	0	0	0	0	0	0
<b>Total Unrestricted Grants-In-Aid Received Directly from Fed Govt</b>		<b>0</b>	<b>0</b>	<b>0</b>	<b>0</b>	<b>0</b>	<b>0</b>	<b>0</b>	<b>0</b>	<b>0</b>
<b>RESTRICTED GRANTS-IN-AID RECEIVED DIRECTLY FROM FEDERAL GOVT (4045-4090)</b>										
Head Start	4045	0	0	0	0	0	0	0	0	0
Construction (Impact Aid)	4050	0	0	0	0	0	0	0	0	0
MAGNET	4060	0	0	0	0	0	0	0	0	0
Other Restricted Grants-In-Aid Received from Fed. Govt. (Describe & Itemize)	4090	0	0	0	0	0	0	0	0	0
<b>Total Restricted Grants-In-Aid Received Directly from Federal Govt.</b>		<b>0</b>	<b>0</b>	<b>0</b>	<b>0</b>	<b>0</b>	<b>0</b>	<b>0</b>	<b>0</b>	<b>0</b>
<b>RESTRICTED GRANTS-IN-AID RECEIVED FROM FEDERAL GOVT. (4100-4999)</b>										
<b>TITLE V</b>										
Title V - Flexibility and Accountability	4100	0	0	0	0	0	0	0	0	0
Title V - SEA Projects	4105	0	0	0	0	0	0	0	0	0
Title V - Rural Education Initiative (REI)	4107	0	0	0	0	0	0	0	0	0
Title V - Other (Describe & Itemize)	4199	0	0	0	0	0	0	0	0	0
<b>Total Title V</b>		<b>0</b>	<b>0</b>	<b>0</b>	<b>0</b>	<b>0</b>	<b>0</b>	<b>0</b>	<b>0</b>	<b>0</b>
<b>FOOD SERVICE</b>										
Breakfast Start-Up Expansion	4200	0	0	0	0	0	0	0	0	0
National School Lunch Program	4210	0	0	0	0	0	0	0	0	0
Special Milk Program	4215	0	0	0	0	0	0	0	0	0
School Breakfast Program	4220	0	0	0	0	0	0	0	0	0
Summer Food Service Admin/Program	4225	0	0	0	0	0	0	0	0	0
Child and Adult Care Food Program	4226	0	0	0	0	0	0	0	0	0
Fresh Fruit and Vegetables	4240	0	0	0	0	0	0	0	0	0
Food Service - Other (Describe & Itemize)	4299	0	0	0	0	0	0	0	0	0
<b>Total Food Service</b>		<b>0</b>	<b>0</b>	<b>0</b>	<b>0</b>	<b>0</b>	<b>0</b>	<b>0</b>	<b>0</b>	<b>0</b>
<b>TITLE I</b>										
Title I - Low Income	4300	0	0	0	0	0	0	0	0	0
Title I - Low Income - Neglected, Private	4305	0	0	0	0	0	0	0	0	0
Title I - Migrant Education	4340	0	0	0	0	0	0	0	0	0
Title I - Other (Describe & Itemize)	4399	0	0	0	0	0	0	0	0	0
<b>Total Title I</b>		<b>0</b>	<b>0</b>	<b>0</b>	<b>0</b>	<b>0</b>	<b>0</b>	<b>0</b>	<b>0</b>	<b>0</b>
<b>TITLE IV</b>										
Title IV - Student Support & Academic Enrichment Grant	4400	0	0	0	0	0	0	0	0	0
Title IV - Part A - Student Support & Academic Enrichment Grants Safe and Drug Free Schools	4415	0	0	0	0	0	0	0	0	0
Title IV - 21st Century	4421	0	0	0	0	0	0	0	0	0
Title IV - Other (Describe & Itemize)	4499	0	0	0	0	0	0	0	0	0
<b>Total Title IV</b>		<b>0</b>	<b>0</b>	<b>0</b>	<b>0</b>	<b>0</b>	<b>0</b>	<b>0</b>	<b>0</b>	<b>0</b>
<b>FEDERAL - SPECIAL EDUCATION</b>										
Federal Special Education - Preschool Flow-Through	4600	0	0	0	0	0	0	0	0	0
Federal Special Education - Preschool Discretionary	4605	0	0	0	0	0	0	0	0	0
Federal Special Education - IDEA Flow Through	4620	0	0	0	0	0	0	0	0	0
Federal Special Education - IDEA Room & Board	4625	0	0	0	0	0	0	0	0	0
Federal Special Education - IDEA Discretionary	4630	0	0	0	0	0	0	0	0	0
Federal Special Education - IDEA - Other (Describe & Itemize)	4699	0	0	0	0	0	0	0	0	0
<b>Total Federal Special Education</b>		<b>0</b>	<b>0</b>	<b>0</b>	<b>0</b>	<b>0</b>	<b>0</b>	<b>0</b>	<b>0</b>	<b>0</b>
<b>CTE - PERKINS</b>										

Description: Enter Whole Numbers Only	Acct #	(10) Educational	(20) Operations & Maintenance	(30) Debt Service	(40) Transportation	(50) Municipal Retirement/ Social Security	(60) Capital Projects	(70) Working Cash	(80) Tort	(90) Fire Prevention & Safety
CTE - Perkins-Title III-E Tech Prep	4770	0	0	0		0				
CTE - Other (Describe & Itemize)	4799	0	0	0		0				
<b>Total CTE - Perkins</b>		0	0	0		0				
Federal - Adult Education	4810	0	0	0		0				
Qualified Zone Academy Bond Tax Credits	4866	0	0	0		0	0	0	0	0
Qualified School Construction Bond Credits	4867	0	0	0		0	0	0	0	0
Build America Bond Tax Credits	4868	0	0	0		0	0	0	0	0
Build America Bond Interest Reimbursement	4869	0	0	0		0	0	0	0	0
<b>Total Stimulus Programs</b>		0	0	0		0	0	0	0	0
Race to the Top Program	4901	0	0	0		0				
Race to the Top - Preschool Expansion Grant	4902	0	0	0		0				
Title III - Instruction for English Learners & Immigrant Students	4905	0	0	0		0				
Title III - English Language Acquisition	4909	0	0	0		0				
McKinney Education for Homeless Children	4920	0	0	0		0				
Title II - Eisenhower - Professional Development Formula	4930	0	0	0		0				
Title II - Teacher Quality	4932	0	0	0		0				
Title II - Part A - Supporting Effective Instruction - State Grants	4935	0	0	0		0				
Federal Charter Schools	4960	0	0	0		0				
State Assessment Grants	4981	0	0	0		0				
Grant for State Assessments and Related Activities	4982	0	0	0		0				
Medicaid Matching Funds - Administrative Outreach	4991	72,105	0	0		0				
Medicaid Matching Funds - Fee-For-Service Program	4992	391,000	0	0		0				
Other Restricted Grants Received from Fed. Govt. thru State (Describe & Itemize)	4998	0	0	0		0				0
<b>Total Restricted Grants-In-Aid Received from Federal Govt. Thru the State</b>		463,105	0	0		0				0
<b>TOTAL RECEIPTS/REVENUES FROM FEDERAL SOURCES</b>	<b>4000</b>	463,105	0	0	0	0	0	0	0	0
<b>TOTAL DIRECT RECEIPTS/REVENUES (without Student Activity Funds 1799)</b>		21,268,960	769,800	0	248,440	1,204,090	0	0	0	0
<b>TOTAL DIRECT RECEIPTS/REVENUES (with Student Activity Funds 1799)</b>		21,268,960								

Estimated Disbursements/Expenditures

Description: Enter Whole Numbers Only		Func#	(100) Salaries	(200) Employee Benefits	(300) Purchased Services	(400) Supplies & Materials	(500) Capital Outlay	(600) Other Objects	(700) Non-Capitalized Equipment	(800) Termination Benefits	(900) Total
<b>10 - EDUCATIONAL FUND (ED)</b>											
<b>INSTRUCTION (ED)</b>											
Regular Programs	1100	0	0	0	0	0	0	0	0	0	0
Tuition Payment to Charter Schools	1115	0	0	0	0	0	0	0	0	0	0
Pre-K Programs	1125	0	0	0	0	0	0	0	0	0	0
Special Education Programs (Functions 1200 - 1220)	1200	7,256,020	1,658,820	608,785	368,450	60,200	165,550	0	0	0	10,117,825
Special Education Programs Pre-K	1225	0	0	0	0	0	0	0	0	0	0
Remedial and Supplemental Programs K-12	1250	0	0	0	0	0	0	0	0	0	0
Remedial and Supplemental Programs Pre-K	1275	0	0	0	0	0	0	0	0	0	0
Adult/Continuing Education Programs	1300	0	0	0	0	0	0	0	0	0	0
CTE Programs	1400	0	0	0	0	0	0	0	0	0	0
Interscholastic Programs	1500	48,800	10	0	0	0	0	0	0	0	48,810
Summer School Programs	1600	0	0	0	0	0	0	0	0	0	0
Gifted Programs	1650	0	0	0	0	0	0	0	0	0	0
Driver's Education Programs	1700	0	0	0	0	0	0	0	0	0	0
Bilingual Programs	1800	0	0	0	0	0	0	0	0	0	0
Traut Alternative & Optional Programs	1900	0	0	0	0	0	0	0	0	0	0
Pre-K Programs - Private Tuition	1910										
Regular K-12 Programs Private Tuition	1911										
Special Education Programs K-12 Private Tuition	1912										
Special Education Programs Pre-K Tuition	1913										
Remedial/Supplemental Programs K-12 Private Tuition	1914										
Remedial/Supplemental Programs Pre-K Private Tuition	1915										
Adult/Continuing Education Programs Private Tuition	1916										
CTE Programs Private Tuition	1917										
Interscholastic Programs Private Tuition	1918										
Summer School Programs Private Tuition	1919										
Gifted Programs Private Tuition	1920										
Bilingual Programs Private Tuition	1921										
Traut Alternative/Opt Ed Programs Private Tuition	1922										
Student Activity Fund Expenditures	1999										
<b>Total Instruction,14 (Without Student Activity Funds 1999)</b>	<b>1000</b>	<b>7,304,820</b>	<b>1,658,830</b>	<b>608,785</b>	<b>368,450</b>	<b>60,200</b>	<b>165,550</b>	<b>0</b>	<b>0</b>	<b>0</b>	<b>10,166,635</b>
<b>Total Instruction (With Student Activity Funds 1999)</b>	<b>1000</b>	<b>7,304,820</b>	<b>1,658,830</b>	<b>608,785</b>	<b>368,450</b>	<b>60,200</b>	<b>165,550</b>	<b>0</b>	<b>0</b>	<b>0</b>	<b>10,166,635</b>
<b>SUPPORT SERVICES (ED)</b>											
<b>Support Services - Pupil</b>											
Attendance & Social Work Services	2100	438,800	119,145	0	0	0	0	0	0	0	557,945
Guidance Services	2110	0	0	0	0	0	0	0	0	0	0
Health Services	2130	3,046,930	334,435	0	0	0	0	0	0	0	3,381,365
Psychological Services	2140	561,000	102,235	0	0	0	0	0	0	0	663,235
Speech Pathology & Audiology Services	2150	1,382,030	191,435	0	0	0	0	0	0	0	1,573,465
Other Support Services - Pupils (Describe & Itemize)	2190	0	0	0	0	0	0	0	0	0	0
<b>Total Support Services - Pupil</b>	<b>2100</b>	<b>5,428,760</b>	<b>747,250</b>	<b>0</b>	<b>0</b>	<b>0</b>	<b>0</b>	<b>0</b>	<b>0</b>	<b>0</b>	<b>6,176,010</b>
<b>Support Services - Instructional Staff</b>											
Improvement of Instruction Services	2210	400	0	231,500	0	0	0	0	0	0	231,900
Educational Media Services	2220	11,460	140	0	29,200	0	0	0	0	0	40,800
Assessment & Testing	2230	0	0	0	46,700	0	0	0	0	0	46,700
<b>Total Support Services - Instructional Staff</b>	<b>2200</b>	<b>11,860</b>	<b>140</b>	<b>231,500</b>	<b>75,900</b>	<b>0</b>	<b>0</b>	<b>0</b>	<b>0</b>	<b>0</b>	<b>319,400</b>
<b>Support Services - General Administration</b>											
Board of Education Services	2310	0	0	10,000	0	0	0	0	0	0	10,000
Executive Administration Services	2320	397,500	129,120	0	0	0	0	0	0	0	526,620
Special Area Administration Services	2330	0	0	0	0	0	0	0	0	0	0
Tort Immunity Services	2361, 2365	0	0	0	0	0	0	0	0	0	0
<b>Total Support Services - General Administration</b>	<b>2300</b>	<b>397,500</b>	<b>129,120</b>	<b>10,000</b>	<b>0</b>	<b>0</b>	<b>0</b>	<b>0</b>	<b>0</b>	<b>0</b>	<b>536,620</b>
<b>Support Services - School Administration</b>											
Office of the Principal Services	2410	0	0	0	0	0	0	0	0	0	0
Other Support Services - School Administration (Describe & Itemize)	2490	0	0	0	0	0	0	0	0	0	0
<b>Total Support Services - School Administration</b>	<b>2400</b>	<b>0</b>	<b>0</b>	<b>0</b>	<b>0</b>	<b>0</b>	<b>0</b>	<b>0</b>	<b>0</b>	<b>0</b>	<b>0</b>
<b>Support Services - Business</b>											
Direction of Business Support Services	2510	146,800	39,950	0	0	0	0	0	0	0	186,750

Estimated Disbursements/Expenditures

Description: Enter Whole Numbers Only	Func#	(100) Salaries	(200) Employee Benefits	(300) Purchased Services	(400) Supplies & Materials	(500) Capital Outlay	(600) Other Objects	(700) Non-Capitalized Equipment	(800) Termination Benefits	(900) Total
Fiscal Services	2520	317,155	71,710	13,000	0	0	0	0	0	401,865
Operation & Maintenance of Plant Services	2540	0	0	0	0	0	0	0	0	0
Pupil Transportation Services	2550	0	0	0	0	0	0	0	0	0
Food Services	2560	0	0	53,500	0	0	0	0	0	53,500
Internal Services	2570	0	0	0	0	0	0	0	0	0
<b>Total Support Services - Business</b>	<b>2500</b>	<b>463,955</b>	<b>111,660</b>	<b>66,500</b>	<b>0</b>	<b>0</b>	<b>0</b>	<b>0</b>	<b>0</b>	<b>642,115</b>
<b>Support Services - Central</b>	<b>2600</b>	<b>0</b>	<b>0</b>	<b>0</b>	<b>0</b>	<b>0</b>	<b>0</b>	<b>0</b>	<b>0</b>	<b>0</b>
Direction of Central Support Services	2610	0	0	0	0	0	0	0	0	0
Planning, Research, Development & Evaluation Services	2620	0	0	0	0	0	0	0	0	0
Information Services	2630	137,740	28,515	0	0	0	0	0	0	166,255
Staff Services	2640	0	0	0	0	0	0	0	0	0
Data Processing Services	2660	0	0	0	0	0	0	0	0	0
<b>Total Support Services - Central</b>	<b>2600</b>	<b>137,740</b>	<b>28,515</b>	<b>0</b>	<b>0</b>	<b>0</b>	<b>0</b>	<b>0</b>	<b>0</b>	<b>166,255</b>
<b>Other Support Services - Misc. (Describe &amp; Itemize)</b>	<b>2900</b>	<b>0</b>	<b>0</b>	<b>0</b>	<b>0</b>	<b>0</b>	<b>0</b>	<b>0</b>	<b>0</b>	<b>0</b>
<b>Total Support Services</b>	<b>2000</b>	<b>6,439,815</b>	<b>1,016,685</b>	<b>308,000</b>	<b>75,900</b>	<b>0</b>	<b>0</b>	<b>0</b>	<b>0</b>	<b>7,840,400</b>
<b>COMMUNITY SERVICES (ED)</b>	<b>3000</b>	<b>0</b>	<b>0</b>	<b>0</b>	<b>0</b>	<b>0</b>	<b>0</b>	<b>0</b>	<b>0</b>	<b>0</b>
<b>PAYMENTS TO OTHER DIST &amp; GOVT UNITS (ED)</b>	<b>4000</b>	<b>0</b>	<b>0</b>	<b>0</b>	<b>0</b>	<b>0</b>	<b>0</b>	<b>0</b>	<b>0</b>	<b>0</b>
<b>Payments to Other Dist &amp; Govt Units (In-State)</b>	<b>4100</b>	<b>0</b>	<b>0</b>	<b>0</b>	<b>0</b>	<b>0</b>	<b>2,589,800</b>	<b>0</b>	<b>0</b>	<b>2,589,800</b>
Payments for Regular Programs	4110	0	0	0	0	0	0	0	0	0
Payments for Special Education Programs	4120	0	0	0	0	0	0	0	0	0
Payments for Adult/Continuing Education Programs	4130	0	0	0	0	0	0	0	0	0
Payments for CTE Programs	4140	0	0	0	0	0	0	0	0	0
Payments for Community College Programs	4170	0	0	0	0	0	0	0	0	0
Other Payments to In-State Govt Units - Programs (Describe & Itemize)	4190	0	0	0	0	0	0	0	0	0
<b>Total Payments to Other Dist &amp; Govt Units (In-State)</b>	<b>4100</b>	<b>0</b>	<b>0</b>	<b>0</b>	<b>0</b>	<b>0</b>	<b>2,589,800</b>	<b>0</b>	<b>0</b>	<b>2,589,800</b>
Payments for Regular Programs - Tuition	4210	0	0	0	0	0	0	0	0	0
Payments for Special Education Programs - Tuition	4220	0	0	0	0	0	0	0	0	0
Payments for Adult/Continuing Education Programs - Tuition	4230	0	0	0	0	0	0	0	0	0
Payments for CTE Programs - Tuition	4240	0	0	0	0	0	0	0	0	0
Payments for Community College Programs - Tuition	4270	0	0	0	0	0	0	0	0	0
Payments for Other Programs - Tuition	4280	0	0	0	0	0	0	0	0	0
Other Payments to In-State Govt Units - Tuition (Describe & Itemize)	4290	0	0	0	0	0	0	0	0	0
<b>Total Payments to Other Dist &amp; Govt Units - Tuition (In State)</b>	<b>4200</b>	<b>0</b>	<b>0</b>	<b>0</b>	<b>0</b>	<b>0</b>	<b>0</b>	<b>0</b>	<b>0</b>	<b>0</b>
Payments for Regular Programs - Transfers	4310	0	0	0	0	0	0	0	0	0
Payments for Special Education Programs - Transfers	4320	0	0	0	0	0	0	0	0	0
Payments for Adult/Continuing Ed Programs - Transfers	4330	0	0	0	0	0	0	0	0	0
Payments for CTE Programs - Transfers	4340	0	0	0	0	0	0	0	0	0
Payments for Community College Program - Transfers	4370	0	0	0	0	0	0	0	0	0
Payments for Other Programs - Transfers	4380	0	0	0	0	0	0	0	0	0
Other Payments to In-State Govt Units - Transfers (Describe & Itemize)	4390	0	0	0	0	0	0	0	0	0
<b>Total Payments to Other Dist &amp; Govt Units-Transfers (In State)</b>	<b>4300</b>	<b>0</b>	<b>0</b>	<b>0</b>	<b>0</b>	<b>0</b>	<b>0</b>	<b>0</b>	<b>0</b>	<b>0</b>
Payments to Other Dist & Govt Units (Out of State)	4400	0	0	0	0	0	0	0	0	0
<b>Total Payments to Other Dist &amp; Govt Units</b>	<b>4000</b>	<b>0</b>	<b>0</b>	<b>0</b>	<b>0</b>	<b>0</b>	<b>2,589,800</b>	<b>0</b>	<b>0</b>	<b>2,589,800</b>
<b>DEBT SERVICE (ED)</b>	<b>5000</b>	<b>0</b>	<b>0</b>	<b>0</b>	<b>0</b>	<b>0</b>	<b>0</b>	<b>0</b>	<b>0</b>	<b>0</b>
<b>Debt Service - Interest on Short-Term Debt</b>	<b>5100</b>	<b>0</b>	<b>0</b>	<b>0</b>	<b>0</b>	<b>0</b>	<b>0</b>	<b>0</b>	<b>0</b>	<b>0</b>
Tax Anticipation Warrants	5110	0	0	0	0	0	0	0	0	0
Tax Anticipation Notes	5120	0	0	0	0	0	0	0	0	0
Corporate Personal Property Repl Tax Anticipated Notes	5130	0	0	0	0	0	0	0	0	0
State Aid Anticipation Certificates	5140	0	0	0	0	0	0	0	0	0
Other Interest on Short-Term Debt (Describe & Itemize)	5150	0	0	0	0	0	0	0	0	0
<b>Total Debt Service - Interest on Short-Term Debt</b>	<b>5100</b>	<b>0</b>	<b>0</b>	<b>0</b>	<b>0</b>	<b>0</b>	<b>0</b>	<b>0</b>	<b>0</b>	<b>0</b>
<b>Debt Service - Interest on Long-Term Debt</b>	<b>5200</b>	<b>0</b>	<b>0</b>	<b>0</b>	<b>0</b>	<b>0</b>	<b>0</b>	<b>0</b>	<b>0</b>	<b>0</b>
<b>Total Debt Service</b>	<b>5000</b>	<b>0</b>	<b>0</b>	<b>0</b>	<b>0</b>	<b>0</b>	<b>0</b>	<b>0</b>	<b>0</b>	<b>0</b>
<b>PROVISION FOR CONTINGENCIES (ED)</b>	<b>6000</b>	<b>0</b>	<b>0</b>	<b>0</b>	<b>0</b>	<b>0</b>	<b>0</b>	<b>0</b>	<b>0</b>	<b>0</b>
<b>Total Direct Disbursements/Expenditures (without Student Activity Funds 1999)</b>		<b>13,744,635</b>	<b>2,675,515</b>	<b>916,785</b>	<b>444,350</b>	<b>0</b>	<b>2,650,000</b>	<b>165,550</b>	<b>0</b>	<b>20,596,835</b>
<b>Total Direct Disbursements/Expenditures (with Student Activity Funds 1999)</b>		<b>13,744,635</b>	<b>2,675,515</b>	<b>916,785</b>	<b>444,350</b>	<b>0</b>	<b>2,650,000</b>	<b>165,550</b>	<b>0</b>	<b>20,596,835</b>
Excess (Deficiency) of Receipts/Revenues Over Disbursements/Expenditures (without Student Activity Funds 1999)										<b>672,125</b>

Estimated Disbursements/Expenditures

Description: Enter Whole Numbers Only		Funct #	(100) Salaries	(200) Employee Benefits	(300) Purchased Services	(400) Supplies & Materials	(500) Capital Outlay	(600) Other Objects	(700) Non-Capitalized Equipment	(800) Termination Benefits	(900) Total
Excess (Deficiency) of Receipts/Revenues Over Disbursements/Expenditures (with Student Activity Funds 1999)											
<b>20 - OPERATIONS AND MAINTENANCE FUND (O&amp;M)</b>											
<b>SUPPORT SERVICES (O&amp;M)</b>											
Support Services - Pupil	2000										
Other Support Services - Pupils (Describe & Itemize)	2100		0	0	0	0	0	0	0	0	0
Support Services - Business	2500										
Direction of Business Support Services	2510		0	0	0	0	0	0	0	0	0
Facilities Acquisition & Construction Services	2530		0	0	0	0	0	0	0	0	0
Operation & Maintenance of Plant Services	2540		0	0	696,140	40,650	33,000	0	0	0	769,790
Pupil Transportation Services	2550		0	0	0	0	0	0	0	0	0
Food Services	2560		0	0	0	0	0	0	0	0	0
<b>Total Support Services - Business</b>	<b>2500</b>		<b>0</b>	<b>0</b>	<b>696,140</b>	<b>40,650</b>	<b>33,000</b>	<b>0</b>	<b>0</b>	<b>0</b>	<b>769,790</b>
<b>Total Support Services - Misc. (Describe &amp; Itemize)</b>	<b>2900</b>		<b>0</b>	<b>0</b>	<b>0</b>	<b>0</b>	<b>0</b>	<b>0</b>	<b>0</b>	<b>0</b>	<b>0</b>
<b>Total Support Services</b>	<b>2000</b>		<b>0</b>	<b>0</b>	<b>696,140</b>	<b>40,650</b>	<b>33,000</b>	<b>0</b>	<b>0</b>	<b>0</b>	<b>769,790</b>
<b>COMMUNITY SERVICES (O&amp;M)</b>											
<b>PAYMENTS TO OTHER DIST &amp; GOVT UNITS (O&amp;M)</b>	<b>4000</b>		<b>0</b>	<b>0</b>	<b>0</b>	<b>0</b>	<b>0</b>	<b>0</b>	<b>0</b>	<b>0</b>	<b>0</b>
Payments to Other Dist & Govt Units (In-State)	4100										
Payments for Regular Programs	4110			0							0
Payments for Special Education Programs	4120			0							0
Payments for CTE Program	4140			0							0
Other Payments to In-State Govt Units (Describe & Itemize)	4190			0							0
<b>Total Payments to Other Dist &amp; Govt Units (In-State)</b>	<b>4100</b>			<b>0</b>							<b>0</b>
Payments to Other Dist & Govt Units (Out of State) 14	4400			0							0
<b>Total Payments to Other Dist &amp; Govt Unit</b>	<b>4000</b>			<b>0</b>							<b>0</b>
<b>DEBT SERVICE (O&amp;M)</b>											
<b>Debt Service - Interest on Short-Term Debt</b>	<b>5000</b>										
Debt Service - Interest on Short-Term Debt	5100										0
Tax Anticipation Warrants	5110										0
Tax Anticipation Notes	5120										0
Corporate Personal Prop Tax Anticipated Notes	5130										0
State Aid Anticipation Certificates	5140										0
Other Interest on Short-Term Debt (Describe & Itemize)	5150										0
<b>Total Debt Service - Interest on Short-Term Debt</b>	<b>5100</b>										<b>0</b>
<b>Debt Service - Interest on Long-Term Debt</b>	<b>5200</b>										
Total Debt Service	5000										0
<b>PROVISION FOR CONTINGENCIES (O&amp;M)</b>	<b>6000</b>										
Total Direct Disbursements/Expenditures			0	0	696,140	40,650	33,000	0	0	0	769,790
Excess (Deficiency) of Receipts/Revenues Over Disbursements/Expenditures											
<b>30 - DEBT SERVICE FUND (DS)</b>											
<b>PAYMENTS TO OTHER DIST &amp; GOVT UNITS (DS)</b>											
Payments to Other Dist & Govt Units (In-State)	4000										
Payments for Regular Programs	4100										0
Payments for Special Education Programs	4120										0
Other Payments to In-State Govt Units (Describe & Itemize)	4190										0
<b>Total Payments to Other Dist &amp; Govt Units (In-State)</b>	<b>4000</b>										<b>0</b>
<b>DEBT SERVICE (DS)</b>											
<b>Debt Service - Interest on Short-Term Debt</b>	<b>5000</b>										
Debt Service - Interest on Short-Term Debt	5100										0
Tax Anticipation Warrants	5110										0
Tax Anticipation Notes	5120										0
Corporate Personal Prop Tax Anticipation Notes	5130										0
State Aid Anticipation Certificates	5140										0
Other Interest on Short-Term Debt (Describe & Itemize)	5150										0
<b>Total Debt Service - Interest on Short-Term Debt</b>	<b>5100</b>										<b>0</b>
<b>Debt Service - Interest on Long-Term Debt</b>	<b>5200</b>										
Debt Service - Payments of Principal on Long-Term Debt 15 (Lease/Purchase Principal Retired) (Describe & Itemize)	5300										0

Description: Enter Whole Numbers Only	Funcnt #	(100) Salaries	(200) Employee Benefits	(300) Purchased Services	(400) Supplies & Materials	(500) Capital Outlay	(600) Other Objects	(700) Non-Capitalized Equipment	(800) Termination Benefits	(900) Total
Debt Service - Other (Describe & Itemize)	5400									0
Total Debt Service	5000			0						0
<b>PROVISION FOR CONTINGENCIES (DS)</b>	<b>6000</b>									0
Total Direct Disbursements/Expenditures				0						0
Excess (Deficiency) of Receipts/Revenues Over Disbursements/Expenditures										0
<b>40 - TRANSPORTATION FUND (TR)</b>										
<b>SUPPORT SERVICES (TR)</b>										
Support Services - Pupils	2000									0
Other Support Services - Pupils (Describe & Itemize)	2100									0
Support Services - Business	2190	0	0	0	0	0	0	0	0	0
Pupil Transportation Services	2550	0	0	25,000	0	204,500	0	0	0	229,500
Other Support Services - Business (Describe & Itemize)	2900	0	0	0	0	0	0	0	0	0
Total Support Services	2000	0	0	25,000	0	204,500	0	0	0	229,500
<b>COMMUNITY SERVICES (TR)</b>	<b>3000</b>	0	0	0	0	0	0	0	0	0
<b>PAYMENTS TO OTHER DIST &amp; GOVT UNITS (TR)</b>	<b>4000</b>									0
Payments to Other Dist & Govt Units (In-State)	4100									0
Payments for Regular Program	4110			0						0
Payments for Special Education Programs	4120			0						0
Payments for Adult/Continuing Education Programs	4130			0						0
Payments for CTE Programs	4140			0						0
Payments for Community College Programs	4170			0						0
Other Payments to In-State Govt Units - Programs (Describe & Itemize)	4190			0						0
Total Payments to Other Dist & Govt Units (In-State)	4100			0						0
Payments to Other Dist & Govt Units (Out-of-State) (Describe & Itemize)	4400									0
Total Payments to Other Dist & Govt Units	4000			0						0
<b>DEBT SERVICE (TR)</b>	<b>5000</b>									0
Debt Service - Interest on Short-Term Debt	5100									0
Tax Anticipation Warrants	5110									0
Tax Anticipation Notes	5120									0
Corporate Personal Prop Tax Anticipation Notes	5130									0
State Aid Anticipation Certificates	5140									0
Other Interest on Short-Term Debt (Describe & Itemize)	5150									0
Total Debt Service - Interest on Short-Term Debt	5100									0
Debt Service - Interest on Long-Term Debt	5200									0
Debt Service - Payments of Principal on Long-Term Debt 15 (Lease/Purchase Principal Retired) (Describe & Itemize)	5300									0
Debt Service - Other (Describe & Itemize)	5400									0
Total Debt Service	5000									0
<b>PROVISION FOR CONTINGENCIES (TR)</b>	<b>6000</b>									0
Total Direct Disbursements/Expenditures		0	0	25,000	0	204,500	0	0	0	229,500
Excess (Deficiency) of Receipts/Revenues Over Disbursements/Expenditures										18,940
<b>50 - MUNICIPAL RETIREMENT/SOC SEC FUND (MR/SS)</b>										
<b>INSTRUCTION (MR/SS)</b>	<b>1000</b>									0
Regular Program	1100			0						0
Pre-K Programs	1125			0						0
Special Education Programs (Functions 1200-1220)	1200		649,910							649,910
Special Education Programs Pre-K	1225		0							0
Remedial and Supplemental Programs K-12	1250		0							0
Remedial and Supplemental Programs Pre-K	1275		0							0
Adult/Continuing Education Programs	1300		0							0
CTE Programs	1400		0							0
Interscholastic Programs	1500		6,840							6,840
Summer School Programs	1600		0							0
Gifted Programs	1650		0							0
Driver's Education Programs	1700		0							0
Bilingual Programs	1800		0							0

Description: Enter Whole Numbers Only	Funcnt #	(100) Salaries	(200) Employee Benefits	(300) Purchased Services	(400) Supplies & Materials	(500) Capital Outlay	(600) Other Objects	(700) Non-Capitalized Equipment	(800) Termination Benefits	(900) Total
Tuant, Alternative & Optional Programs	1900		0							0
<b>Total Instruction</b>	<b>1000</b>		<b>656,750</b>							<b>656,750</b>
<b>SUPPORT SERVICES (MR/SS)</b>	<b>2000</b>									
<b>Support Services - Pupil</b>	<b>2100</b>									
Attendance & Social Work Services	2110		6,400							6,400
Guidance Services	2120		0							0
Health Services	2130		392,825							392,825
Psychological Services	2140		8,070							8,070
Speech Pathology & Audiology Services	2150		32,400							32,400
Other Support Services - Pupils (Describe & Itemize)	2190		0							0
<b>Total Support Services - Pupil</b>	<b>2100</b>		<b>439,695</b>							<b>439,695</b>
<b>Support Services - Instructional Staff</b>	<b>2200</b>									
Improvement of Instruction Services	2210		60							60
Educational Media Services	2220		350							350
Assessment & Testing	2230		0							0
<b>Total Support Services - Instructional Staff</b>	<b>2200</b>		<b>410</b>							<b>410</b>
<b>Support Services - General Administration</b>	<b>2300</b>									
Board of Education Services	2310		0							0
Executive Administration Services	2320		5,800							5,800
Special Area Administrative Services	2330		0							0
Claims Paid from Self Insurance Fund	2361		0							0
Risk Management and Claims Services Payments	2365		0							0
<b>Total Support Services - General Administration</b>	<b>2300</b>		<b>5,800</b>							<b>5,800</b>
<b>Support Services - School Administration</b>	<b>2400</b>									
Office of the Principal Services	2410		0							0
Other Support Services - School Administration (Describe & Itemize)	2490		0							0
<b>Total Support Services - School Administration</b>	<b>2400</b>		<b>0</b>							<b>0</b>
<b>Support Services - Business</b>	<b>2500</b>									
Direction of Business Support Services	2510		27,200							27,200
Fiscal Services	2520		48,730							48,730
Facilities Acquisition & Construction Services	2530		0							0
Operation & Maintenance of Plant Service	2540		0							0
Pupil Transportation Services	2550		0							0
Food Services	2560		0							0
Internal Services	2570		0							0
<b>Total Support Services - Business</b>	<b>2500</b>		<b>75,930</b>							<b>75,930</b>
<b>Support Services - Central</b>	<b>2600</b>									
Direction of Central Support Services	2610		0							0
Planning, Research, Development & Evaluation Services	2620		0							0
Information Services	2630		25,500							25,500
Staff Services	2640		0							0
Data Processing Services	2660		0							0
<b>Total Support Services - Central</b>	<b>2600</b>		<b>25,500</b>							<b>25,500</b>
<b>Other Support Services - Misc. (Describe &amp; Itemize)</b>	<b>2900</b>									
<b>Total Support Services</b>	<b>2000</b>		<b>547,335</b>							<b>547,335</b>
<b>COMMUNITY SERVICES (MR/SS)</b>	<b>3000</b>									
<b>PAYMENTS TO OTHER DIST &amp; GOVT UNITS (MR/SS)</b>	<b>4000</b>									
Payments for Regular Programs	4110		0							0
Payments for Special Education Programs	4120		0							0
Payments for CTE Programs	4140		0							0
<b>Total Payments to Other Dist &amp; Govt Units</b>	<b>4000</b>		<b>0</b>							<b>0</b>
<b>DEBT SERVICE (MR/SS)</b>	<b>5000</b>									
<b>Debt Service - Interest on Short-Term Debt</b>	<b>5100</b>									
Tax Anticipation Warrants	5110		0							0
Tax Anticipation Notes	5120		0							0
Corporate Personal Prop Repl Tax Anticipation Notes	5130		0							0
State Aid Anticipation Certificates	5140		0							0
Other Interest on Short-Term Debt (Describe & Itemize)	5150		0							0
<b>Total Debt Service</b>	<b>5000</b>		<b>0</b>							<b>0</b>
<b>PROVISION FOR CONTINGENCIES (MR/SS)</b>	<b>6000</b>									

Description: Enter Whole Numbers Only	Funct #	(100) Salaries	(200) Employee Benefits	(300) Purchased Services	(400) Supplies & Materials	(500) Capital Outlay	(600) Other Objects	(700) Non-Capitalized Equipment	(800) Termination Benefits	(900) Total
Total Direct Disbursements/Expenditures			1,204,085				0			1,204,085
Excess (Deficiency) of Receipts/Revenues Over Disbursements/Expenditures										5
<b>60 - CAPITAL PROJECTS (CP)</b>										
<b>SUPPORT SERVICES (CP)</b>										
Support Services - Business	2000									
Facilities Acquisition & Construction Services	2530	0	0	0	0	0	0	0	0	0
Other Support Services - Business (Describe & Itemize)	2900	0	0	0	0	0	0	0	0	0
<b>Total Support Services</b>	<b>2000</b>	<b>0</b>	<b>0</b>	<b>0</b>	<b>0</b>	<b>0</b>	<b>0</b>	<b>0</b>	<b>0</b>	<b>0</b>
<b>PAYMENTS TO OTHER DIST &amp; GOVT UNITS (CP)</b>										
Payments to Other Dist & Govt Units (In-State)	4000									
Payments to Regular Programs	4100		0	0						0
Payment for Special Education Programs	4120		0	0						0
Payment for CTE Programs	4140		0	0						0
Payments to Other Govt Units - Programs (In-State) (Describe & Itemize)	4190		0	0						0
<b>Total Payments to Other Districts &amp; Govt Units</b>	<b>4000</b>	<b>0</b>	<b>0</b>	<b>0</b>	<b>0</b>	<b>0</b>	<b>0</b>	<b>0</b>	<b>0</b>	<b>0</b>
<b>PROVISION FOR CONTINGENCIES (CP)</b>										
<b>Total Direct Disbursements/Expenditures</b>	<b>6000</b>	<b>0</b>	<b>0</b>	<b>0</b>	<b>0</b>	<b>0</b>	<b>0</b>	<b>0</b>	<b>0</b>	<b>0</b>
Excess (Deficiency) of Receipts/Revenues Over Disbursements/Expenditures										0

**70 WORKING CASH FUND (WC)**

Description: Enter Whole Numbers Only	Funct #	(100) Salaries	(200) Employee Benefits	(300) Purchased Services	(400) Supplies & Materials	(500) Capital Outlay	(600) Other Objects	(700) Non-Capitalized Equipment	(800) Termination Benefits	(900) Total
<b>80 - TORT FUND (TF)</b>										
<b>INSTRUCTION (TF)</b>										
Regular Programs	1000	0	0	0	0	0	0	0	0	0
Tuition Payment to Charter Schools	1100	0	0	0	0	0	0	0	0	0
Tuition Programs	1115	0	0	0	0	0	0	0	0	0
Pre-K Programs	1125	0	0	0	0	0	0	0	0	0
Special Education Programs (Functions 1200 - 1220)	1200	0	0	0	0	0	0	0	0	0
Special Education Programs Pre-K	1225	0	0	0	0	0	0	0	0	0
Remedial and Supplemental Programs K-12	1250	0	0	0	0	0	0	0	0	0
Remedial and Supplemental Programs Pre-K	1275	0	0	0	0	0	0	0	0	0
Adult/Continuing Education Programs	1300	0	0	0	0	0	0	0	0	0
CTE Programs	1400	0	0	0	0	0	0	0	0	0
Interscholastic Programs	1500	0	0	0	0	0	0	0	0	0
Summer School Programs	1600	0	0	0	0	0	0	0	0	0
Gifted Programs	1650	0	0	0	0	0	0	0	0	0
Driver's Education Programs	1700	0	0	0	0	0	0	0	0	0
Bilingual Programs	1800	0	0	0	0	0	0	0	0	0
Traut Alternative & Optional Programs	1900	0	0	0	0	0	0	0	0	0
Pre-K Programs - Private Tuition	1910									
Regular K-12 Programs Private Tuition	1911									
Special Education Programs K-12 Private Tuition	1912									
Special Education Programs Pre-K Tuition	1913									
Remedial/Supplemental Programs K-12 Private Tuition	1914									
Remedial/Supplemental Programs Pre-K Private Tuition	1915									
Adult/Continuing Education Programs Private Tuition	1916									
CTE Programs Private Tuition	1917									
Interscholastic Programs Private Tuition	1918									
Summer School Programs Private Tuition	1919									
Gifted Programs Private Tuition	1920									
Bilingual Programs Private Tuition	1921									
Traut Alternative/Opt Ed Programs Private Tuition	1922									
<b>Total Instruction</b>	<b>1000</b>	<b>0</b>	<b>0</b>	<b>0</b>	<b>0</b>	<b>0</b>	<b>0</b>	<b>0</b>	<b>0</b>	<b>0</b>
<b>SUPPORT SERVICES (TF)</b>										
Support Services - Pupil	2000	0	0	0	0	0	0	0	0	0
Attendance & Social Work Services	2100	0	0	0	0	0	0	0	0	0
Guidance Services	2120	0	0	0	0	0	0	0	0	0
Health Services	2130	0	0	0	0	0	0	0	0	0
Psychological Services	2140	0	0	0	0	0	0	0	0	0

Description: Enter Whole Numbers Only	Func#	(100) Salaries	(200) Employee Benefits	(300) Purchased Services	(400) Supplies & Materials	(500) Capital Outlay	(600) Other Objects	(700) Non-Capitalized Equipment	(800) Termination Benefits	(900) Total
Speech Pathology & Audiology Services	2130	0	0	0	0	0	0	0	0	0
Other Support Services - Pupils (Describe & Itemize)	2190	0	0	0	0	0	0	0	0	0
<b>Total Support Services - Pupil</b>	<b>2100</b>	<b>0</b>	<b>0</b>	<b>0</b>	<b>0</b>	<b>0</b>	<b>0</b>	<b>0</b>	<b>0</b>	<b>0</b>
<b>Support Services - Instructional Staff</b>	<b>2200</b>									
Improvement of Instruction Services	2210	0	0	0	0	0	0	0	0	0
Educational Media Services	2220	0	0	0	0	0	0	0	0	0
Assessment & Testing	2230	0	0	0	0	0	0	0	0	0
<b>Total Support Services - Instructional Staff</b>	<b>2200</b>	<b>0</b>	<b>0</b>	<b>0</b>	<b>0</b>	<b>0</b>	<b>0</b>	<b>0</b>	<b>0</b>	<b>0</b>
<b>Support Services - General Administration</b>	<b>2300</b>									
Board of Education Services	2310	0	0	0	0	0	0	0	0	0
Executive Administration Services	2320	0	0	0	0	0	0	0	0	0
Special Area Administration Services	2330	0	0	0	0	0	0	0	0	0
Claims Paid from Self Insurance Fund	2361	0	0	0	0	0	0	0	0	0
Risk Management and Claims Services Payments	2365	0	0	0	0	0	0	0	0	0
<b>Total Support Services - General Administration</b>	<b>2300</b>	<b>0</b>	<b>0</b>	<b>0</b>	<b>0</b>	<b>0</b>	<b>0</b>	<b>0</b>	<b>0</b>	<b>0</b>
<b>Support Services - School Administration</b>	<b>2400</b>									
Office of the Principal Services	2410	0	0	0	0	0	0	0	0	0
Other Support Services - School Administration (Describe & Itemize)	2490	0	0	0	0	0	0	0	0	0
<b>Total Support Services - School Administration</b>	<b>2400</b>	<b>0</b>	<b>0</b>	<b>0</b>	<b>0</b>	<b>0</b>	<b>0</b>	<b>0</b>	<b>0</b>	<b>0</b>
<b>Support Services - Business</b>	<b>2500</b>									
Direction of Business Support Services	2510	0	0	0	0	0	0	0	0	0
Fiscal Services	2520	0	0	0	0	0	0	0	0	0
Facilities Acquisition & Construction Services	2530	0	0	0	0	0	0	0	0	0
Operation & Maintenance of Plant Services	2540	0	0	0	0	0	0	0	0	0
Pupil Transportation Services	2550	0	0	0	0	0	0	0	0	0
Food Services	2560	0	0	0	0	0	0	0	0	0
Internal Services	2570	0	0	0	0	0	0	0	0	0
<b>Total Support Services - Business</b>	<b>2500</b>	<b>0</b>	<b>0</b>	<b>0</b>	<b>0</b>	<b>0</b>	<b>0</b>	<b>0</b>	<b>0</b>	<b>0</b>
<b>Support Services - Central</b>	<b>2600</b>									
Direction of Central Support Services	2610	0	0	0	0	0	0	0	0	0
Planning, Research, Development & Evaluation Services	2620	0	0	0	0	0	0	0	0	0
Information Services	2630	0	0	0	0	0	0	0	0	0
Staff Services	2640	0	0	0	0	0	0	0	0	0
Data Processing Services	2660	0	0	0	0	0	0	0	0	0
<b>Total Support Services - Central</b>	<b>2600</b>	<b>0</b>	<b>0</b>	<b>0</b>	<b>0</b>	<b>0</b>	<b>0</b>	<b>0</b>	<b>0</b>	<b>0</b>
<b>Other Support Services - Misc. (Describe &amp; Itemize)</b>	<b>2900</b>	<b>0</b>	<b>0</b>	<b>0</b>	<b>0</b>	<b>0</b>	<b>0</b>	<b>0</b>	<b>0</b>	<b>0</b>
<b>Total Support Services</b>	<b>2000</b>	<b>0</b>	<b>0</b>	<b>0</b>	<b>0</b>	<b>0</b>	<b>0</b>	<b>0</b>	<b>0</b>	<b>0</b>
<b>COMMUNITY SERVICES (TF)</b>	<b>3000</b>	<b>0</b>	<b>0</b>	<b>0</b>	<b>0</b>	<b>0</b>	<b>0</b>	<b>0</b>	<b>0</b>	<b>0</b>
<b>PAYMENTS TO OTHER DIST &amp; GOVT UNITS (TF)</b>	<b>4000</b>									
<b>Payments to Other Dist &amp; Govt Units (In-State)</b>	<b>4100</b>									
Payments for Regular Programs	4110	0	0	0	0	0	0	0	0	0
Payments for Special Education Programs	4120	0	0	0	0	0	0	0	0	0
Payments for Adult/Continuing Education Programs	4130	0	0	0	0	0	0	0	0	0
Payments for CTE Programs	4140	0	0	0	0	0	0	0	0	0
Payments for Community College Programs	4170	0	0	0	0	0	0	0	0	0
Other Payments to In-State Govt Units (Describe & Itemize)	4190	0	0	0	0	0	0	0	0	0
<b>Total Payments to Other Dist &amp; Govt Units (In-State)</b>	<b>4100</b>	<b>0</b>	<b>0</b>	<b>0</b>	<b>0</b>	<b>0</b>	<b>0</b>	<b>0</b>	<b>0</b>	<b>0</b>
Payments for Regular Programs - Tuition	4210	0	0	0	0	0	0	0	0	0
Payments for Special Education Programs - Tuition	4220	0	0	0	0	0	0	0	0	0
Payments for Adult/Continuing Education Programs - Tuition	4230	0	0	0	0	0	0	0	0	0
Payments for CTE Programs - Tuition	4240	0	0	0	0	0	0	0	0	0
Payments for Community College Programs - Tuition	4270	0	0	0	0	0	0	0	0	0
Payments for Other Programs - Tuition	4280	0	0	0	0	0	0	0	0	0
Other Payments to In-State Govt Units - Tuition (Describe & Itemize)	4290	0	0	0	0	0	0	0	0	0
<b>Total Payments to Other Dist &amp; Govt Units - Tuition (In State)</b>	<b>4200</b>	<b>0</b>	<b>0</b>	<b>0</b>	<b>0</b>	<b>0</b>	<b>0</b>	<b>0</b>	<b>0</b>	<b>0</b>
Payments for Regular Programs - Transfers	4310	0	0	0	0	0	0	0	0	0
Payments for Special Education Programs - Transfers	4320	0	0	0	0	0	0	0	0	0
Payments for Adult/Continuing Ed Programs - Transfers	4330	0	0	0	0	0	0	0	0	0
Payments for CTE Programs - Transfers	4340	0	0	0	0	0	0	0	0	0
Payments for Community College Program - Transfers	4370	0	0	0	0	0	0	0	0	0

Description: Enter Whole Numbers Only	Funcnt #	(100) Salaries	(200) Employee Benefits	(300) Purchased Services	(400) Supplies & Materials	(500) Capital Outlay	(600) Other Objects	(700) Non-Capitalized Equipment	(800) Termination Benefits	(900) Total
Payments for Other Programs - Transfers	4380						0			0
Other Payments to In-State Govt Units - Transfers (Describe & Itemize)	4390			0			0			0
<b>Total Payments to Other Dist. &amp; Govt Units-Transfers (In State)</b>	<b>4300</b>			<b>0</b>			<b>0</b>			<b>0</b>
Payments to Other Dist & Govt Units (Out of State)	4400			0			0			0
<b>Total Payments to Other Dist &amp; Govt Units</b>	<b>4000</b>			<b>0</b>			<b>0</b>			<b>0</b>
<b>DEBT SERVICE (TF)</b>	<b>5000</b>									
Debt Service - Interest on Short-Term Debt										
Tax Anticipation Warrants	5110									
Tax Anticipation Notes	5120									
Corporate Personal Property Replacement Tax Anticipation Notes	5130									
State Aid Anticipation Certificates	5140									
Other Interest on Short-Term Debt (Describe & Itemize)	5150									
<b>Debt Service - Interest on Long-Term Debt</b>	<b>5200</b>									
Debt Service - Payments of Principal on Long-Term Debt 15 (Lease/Purchase Principal Retired) (Describe & Itemize)	5300									
<b>Debt Service - Other (Describe &amp; Itemize)</b>	<b>5400</b>			0						0
<b>Total Debt Service</b>	<b>5000</b>			<b>0</b>						<b>0</b>
<b>PROVISION FOR CONTINGENCIES (TF)</b>	<b>6000</b>									
<b>Total Direct Disbursements/Expenditures</b>		<b>0</b>	<b>0</b>	<b>0</b>	<b>0</b>	<b>0</b>	<b>0</b>	<b>0</b>	<b>0</b>	<b>0</b>
Excess (Deficiency) of Receipts/Revenues Over Disbursements/Expenditures										
<b>90 - FIRE PREVENTION &amp; SAFETY FUND (FP&amp;S)</b>										
<b>SUPPORT SERVICES (FP&amp;S)</b>	<b>2000</b>									
<b>Support Services - Business</b>	<b>2500</b>									
Facilities Acquisition & Construction Services	2530	0	0	0	0	0	0	0	0	0
Operation & Maintenance of Plant Service	2540	0	0	0	0	0	0	0	0	0
<b>Total Support Services - Business</b>	<b>2500</b>	<b>0</b>	<b>0</b>	<b>0</b>	<b>0</b>	<b>0</b>	<b>0</b>	<b>0</b>	<b>0</b>	<b>0</b>
<b>Other Support Services - Misc. (Describe &amp; Itemize)</b>	<b>2900</b>	<b>0</b>	<b>0</b>	<b>0</b>	<b>0</b>	<b>0</b>	<b>0</b>	<b>0</b>	<b>0</b>	<b>0</b>
<b>Total Support Services</b>	<b>2000</b>	<b>0</b>	<b>0</b>	<b>0</b>	<b>0</b>	<b>0</b>	<b>0</b>	<b>0</b>	<b>0</b>	<b>0</b>
<b>PAYMENTS TO OTHER DISTRICTS &amp; GOVT UNITS (FP&amp;S)</b>	<b>4000</b>									
Payments to Regular Programs	4110						0			0
Payments to Special Education Programs	4120						0			0
Other Payments to In-State Govt Units - Programs (Describe & Itemize)	4190						0			0
<b>Total Payments to Other Districts &amp; Govt Units (FP&amp;S)</b>	<b>4000</b>						<b>0</b>			<b>0</b>
<b>DEBT SERVICE (FP&amp;S)</b>	<b>5000</b>									
Debt Service - Interest on Short-Term Debt	5100									
Tax Anticipation Warrants	5110									
Other Interest on Short-Term Debt (Describe & Itemize)	5150									
<b>Total Debt Service - Interest on Short-Term Debt</b>	<b>5100</b>									
<b>Debt Service - Interest on Long-Term Debt</b>	<b>5200</b>									
Debt Service - Payments of Principal on Long-Term Debt 15 (Lease/Purchase Principal Retired) (Describe & Itemize)	5300									
<b>Total Debt Service</b>	<b>5000</b>									
<b>PROVISIONS FOR CONTINGENCIES (FP&amp;S)</b>	<b>6000</b>									
<b>Total Direct Disbursements/Expenditures</b>		<b>0</b>	<b>0</b>	<b>0</b>	<b>0</b>	<b>0</b>	<b>0</b>	<b>0</b>	<b>0</b>	<b>0</b>
Excess (Deficiency) of Receipts/Revenues Over Disbursements/Expenditures										



**To:** Dr. Megan Clarke, Superintendent  
**From:** Whitney Draeger, Director of Business and Operations/CSBO  
**Date:** June 18, 2026  
**Subject:** 2026-2027 Tentative Budget

**Recommendation to formally acknowledge the 2026-2027 Tentative Budget, confirm the Public Hearing scheduled for July 16, 2026 at 8:30 am , and ratify the publication of the required legal notice.**

**Financial Impact**

The 2026-2027 Tentative Budget for all funds reflects revenues of \$22,740,955 and expenditures of \$22,530,700.

**Background**

Pursuant to the Illinois School Code, school districts are required to complete the following steps during the annual budget adoption process:

- Place the Tentative Budget on public display for a minimum period of 30 days;
- Publish a notice of the budget hearing in a newspaper of general circulation;
- Conduct a public hearing to receive comments regarding the proposed budget; and
- Adopt the final budget no later than the conclusion of the first quarter of the fiscal year (September 30).

These requirements are intended to ensure transparency, provide opportunities for public input, and maintain compliance with statutory budgeting procedures.


Please note the following regarding the 2026-2027 Tentative Budget:

**1. Legal Requirements**

The tentative budget was placed on public display on June 16, 2026. In accordance with statutory requirements, the required legal notice was published in the Daily Herald on June 16, 2026.

**2. Impact on Fund Balance**

The 2026-2027 Tentative Budget is projected to result in a positive impact on fund balance of approximately \$210,255.



## **Recommendation**

To comply with the Illinois School Code requirement that the Tentative Budget be available for public inspection and that notice of the Public Hearing be published at least 30 days prior to the hearing, the 2026-2027 Tentative Budget was placed on public display and the Public Hearing was scheduled prior to the June Board meeting. The required legal notice was published in the Daily Herald in accordance with statutory requirements on June 16, 2026.

Administration recommends that the Board formally acknowledge the 2026-2027 Tentative Budget, confirm the Public Hearing scheduled for July 16, 2026 at 8:30 am , and ratify the publication of the required legal notice.



	A	B	C	D	E	F	G	H	I	J	K	L
1	<i>Begin entering data on EstRev 6-10 and EstExp 11-19 tabs.</i>		(10)	(20)	(30)	(40)	(50)	(60)	(70)	(80)	(90)	
2	Description: Enter Whole Numbers Only	Acct #	Educational	Operations & Maintenance	Debt Service	Transportation	Municipal Retirement/ Social Security	Capital Projects	Working Cash	Tort	Fire Prevention & Safety	
3	ESTIMATED BEGINNING FUND BALANCE (without Student Activity Funds) <sup>1</sup> as of July 1, 2026		4,731,385	202,704	0	83,507	198,011	0	0	0	0	
4	<b>RECEIPTS/REVENUES (without Student Activity Funds)</b>											
5	<b>LOCAL SOURCES</b>	<b>1000</b>	20,227,920	728,400	0	16,060	1,166,000	0	0	0	0	
6	FLOW-THROUGH RECEIPTS/REVENUES FROM ONE DISTRICT TO ANOTHER DISTRICT	2000	0	0		0	0					
7	STATE SOURCES	3000	95,535	0	0	43,940	0	0	0	0	0	
8	FEDERAL SOURCES	4000	463,100	0	0	0	0	0	0	0	0	
9	Total Direct Receipts/Revenues <sup>8</sup>		20,786,555	728,400	0	60,000	1,166,000	0	0	0	0	
10	Receipts/Revenues for "On Behalf" Payments <sup>2</sup>	3998										
11	Total Receipts/Revenues		20,786,555	728,400	0	60,000	1,166,000	0	0	0	0	
12	<b>DISBURSEMENTS/EXPENDITURES (without Student Activity Funds)</b>											
13	<b>INSTRUCTION</b>	<b>1000</b>	10,015,150				657,600			0		
14	<b>SUPPORT SERVICES</b>	<b>2000</b>	7,461,150	728,400		60,000	508,400	0		0	0	
15	<b>COMMUNITY SERVICES</b>	<b>3000</b>	0	0		0	0			0		
16	<b>PAYMENTS TO OTHER DISTRICTS &amp; GOVT UNITS</b>	<b>4000</b>	3,100,000	0	0	0	0	0		0	0	
17	<b>DEBT SERVICES</b>	<b>5000</b>	0	0	0	0	0			0	0	
18	<b>PROVISION FOR CONTINGENCIES</b>	<b>6000</b>	0	0	0	0	0	0		0	0	
19	Total Direct Disbursements/Expenditures <sup>9</sup>		20,576,300	728,400	0	60,000	1,166,000	0		0	0	
20	Disbursements/Expenditures for "On Behalf" Payments <sup>2</sup>	4180	0	0	0	0	0	0		0	0	
21	Total Disbursements/Expenditures		20,576,300	728,400	0	60,000	1,166,000	0		0	0	
22	Excess of Direct Receipts/Revenues Over (Under) Direct Disbursements/Expenditures		210,255	0	0	0	0	0	0	0	0	
23	<b>OTHER SOURCES/USES OF FUNDS</b>											
24	<b>OTHER SOURCES OF FUNDS (7000)</b>											
25	<b>PERMANENT TRANSFER FROM VARIOUS FUNDS</b>											
26	Abolishment the Working Cash Fund <sup>16</sup>	7110										
27	Abatement of the Working Cash Fund <sup>16</sup>	7110										
28	Transfer of Working Cash Fund Interest	7120										
29	Transfer Among Funds	7130										
30	Transfer of Interest	7140										
31	Transfer from Capital Projects Fund to O&M Fund	7150		0								
32	Transfer of Excess Fire Prev & Safety Tax & Interest <sup>3</sup> Proceeds to O&M Fund	7160		0								
33	Transfer of Excess Accumulated Fire Prev & Safety Bond and Int <sup>3a</sup> Proceeds to Debt Service Fund	7170			0							
34	<b>SALE OF BONDS (7200)</b>											
35	Principal on Bonds Sold <sup>4</sup>	7210										
36	Premium on Bonds Sold	7220										
37	Accrued Interest on Bonds Sold	7230										
38	Sale or Compensation for Fixed Assets <sup>5</sup>	7300										
39	Transfer to Debt Service to Pay Principal on Leases	7400			0							
40	Transfer to Debt Service to Pay Interest on Leases	7500			0							
41	Transfer to Debt Service Fund to Pay Principal on Revenue Bonds	7600			0							
42	Transfer to Debt Service Fund to Pay Interest on Revenue Bonds	7700			0							
43	Transfer to Capital Projects Fund	7800						0				
44	ISBE Loan Proceeds	7900										
45	Other Sources Not Classified Elsewhere	7990										
46	Total Other Sources of Funds <sup>8</sup>		0	0	0	0	0	0	0	0	0	

	A	B	C	D	E	F	G	H	I	J	K	L
1	<i>Begin entering data on EstRev 6-10 and EstExp 11-19 tabs.</i>		(10)	(20)	(30)	(40)	(50)	(60)	(70)	(80)	(90)	
2	Description: Enter Whole Numbers Only	Acct #	Educational	Operations & Maintenance	Debt Service	Transportation	Municipal Retirement/ Social Security	Capital Projects	Working Cash	Tort	Fire Prevention & Safety	
47	<b>OTHER USES OF FUNDS (8000)</b>											
49	<b>TRANSFER TO VARIOUS OTHER FUNDS (8100)</b>											
50	Abolishment or Abatement of the Working Cash Fund <sup>16</sup>	8110							0			
51	Transfer of Working Cash Fund Interest	8120							0			
52	Transfer Among Funds	8130										
53	Transfer of Interest <sup>6</sup>	8140										
54	Transfer from Capital Projects Fund to O&M Fund	8150										
55	Transfer of Excess Fire Prev & Safety Tax & Interest <sup>3</sup> Proceeds to O&M Fund	8160										
56	Transfer of Excess Accumulated Fire Prev & Safety Bond <sup>3a</sup> and Int Proceeds to Debt Service Fund	8170										
57	Taxes Pledged to Pay Principal on Leases	8410										
58	Grants/Reimbursements Pledged to Pay Principal on Leases	8420										
59	Other Revenues Pledged to Pay Principal on Leases	8430										
60	Fund Balance Transfers Pledged to Pay Principal on Leases	8440										
61	Taxes Pledged to Pay Interest on Leases	8510										
62	Grants/Reimbursements Pledged to Pay Interest on Leases	8520										
63	Other Revenues Pledged to Pay Interest on Leases	8530										
64	Fund Balance Transfers Pledged to Pay Interest on Leases	8540										
65	Taxes Pledged to Pay Principal on Revenue Bonds	8610										
66	Grants/Reimbursements Pledged to Pay Principal on Revenue Bonds	8620										
67	Other Revenues Pledged to Pay Principal on Revenue Bonds	8630										
68	Fund Balance Transfers Pledged to Pay Principal on Revenue Bonds	8640										
69	Taxes Pledged to Pay Interest on Revenue Bonds	8710										
70	Grants/Reimbursements Pledged to Pay Interest on Revenue Bonds	8720										
71	Other Revenues Pledged to Pay Interest on Revenue Bonds	8730										
72	Fund Balance Transfers Pledged to Pay Interest on Revenue Bonds	8740										
73	Taxes Transferred to Pay for Capital Projects	8810										
74	Grants/Reimbursements Pledged to Pay for Capital Projects	8820										
75	Other Revenues Pledged to Pay for Capital Projects	8830										
76	Fund Balance Transfers Pledged to Pay for Capital Projects	8840										
77	Transfer to Debt Service Fund to Pay Principal on ISBE Loans	8910										
78	Other Uses Not Classified Elsewhere	8990										
79	<b>Total Other Uses of Funds<sup>9</sup></b>		0	0	0	0	0	0	0	0	0	0
80	<b>Total Other Sources/Uses of Fund</b>		0	0	0	0	0	0	0	0	0	0
81	<b>ESTIMATED ENDING FUND BALANCE (without Student Activity Funds) as of June 30, 2027</b>		4,941,640	202,704	0	83,507	198,011	0	0	0	0	0
82												
83	<b>Student Activity (Fund 11) ESTIMATED BEGINNING FUND BALANCE as of July 1, 2026</b>											
84	<b>RECEIPTS/REVENUES (For Student Activity Funds)</b>											
85	<b>Total Student Activity Direct Receipts/Revenues (Local Sources)</b>	1799	0									
86	<b>DISBURSEMENTS/EXPENDITURES (For Student Activity Funds)</b>											
87	<b>Total Student Activity Direct Disbursements/Expenditures</b>	1999	0									
88	<b>Excess of Direct Receipts/Revenues Over (Under) Direct Disbursements/Expenditures</b>		0									
89	<b>Student Activity ESTIMATED ENDING FUND BALANCE as of June 30, 2027</b>		0									
90												

	A	B	C	D	E	F	G	H	I	J	K	L
1	<i>Begin entering data on EstRev 6-10 and EstExp 11-19 tabs.</i>		(10)	(20)	(30)	(40)	(50)	(60)	(70)	(80)	(90)	
2	Description: Enter Whole Numbers Only	Acct #	Educational	Operations & Maintenance	Debt Service	Transportation	Municipal Retirement/ Social Security	Capital Projects	Working Cash	Tort	Fire Prevention & Safety	
91	<b>Total ESTIMATED BEGINNING FUND BALANCE (All Sources Including Student Activity Funds) as of July 1, 2026</b>		4,731,385	202,704	0	83,507	198,011	0	0	0	0	
92	<b>RECEIPTS/REVENUES (All Sources with Student Activity Funds)</b>											
93	<b>LOCAL SOURCES</b>	1000	20,227,920	728,400	0	16,060	1,166,000	0	0	0	0	
94	<b>FLOW-THROUGH RECEIPTS/REVENUES FROM ONE DISTRICT TO ANOTHER DISTRICT</b>	2000	0	0	0	0	0	0	0	0	0	
95	<b>STATE SOURCES</b>	3000	95,535	0	0	43,940	0	0	0	0	0	
96	<b>FEDERAL SOURCES</b>	4000	463,100	0	0	0	0	0	0	0	0	
97	<b>Total Direct Receipts/Revenues <sup>6</sup></b>		20,786,555	728,400	0	60,000	1,166,000	0	0	0	0	
98	Receipts/Revenues for "On Behalf" Payments <sup>2</sup>	3998	0	0	0	0	0	0	0	0	0	
99	<b>Total Receipts/Revenues</b>		20,786,555	728,400	0	60,000	1,166,000	0	0	0	0	
100	<b>DISBURSEMENTS/EXPENDITURES (All Sources with Student Activity Funds)</b>											
101	<b>INSTRUCTION</b>	1000	10,015,150				657,600			0		
102	<b>SUPPORT SERVICES</b>	2000	7,461,150	728,400		60,000	508,400	0		0	0	
103	<b>COMMUNITY SERVICES</b>	3000	0	0		0	0			0		
104	<b>PAYMENTS TO OTHER DISTRICTS &amp; GOVT UNITS</b>	4000	3,100,000	0	0	0	0	0	0	0	0	
105	<b>DEBT SERVICES</b>	5000	0	0	0	0	0			0	0	
106	<b>PROVISION FOR CONTINGENCIES</b>	6000	0	0	0	0	0	0	0	0	0	
107	<b>Total Direct Disbursements/Expenditures <sup>9</sup></b>		20,576,300	728,400	0	60,000	1,166,000	0		0	0	
108	Disbursements/Expenditures for "On Behalf" Payments <sup>2</sup>	4180	0	0	0	0	0	0	0	0	0	
109	<b>Total Disbursements/Expenditures</b>		20,576,300	728,400	0	60,000	1,166,000	0		0	0	
110	Excess of Direct Receipts/Revenues Over (Under) Direct Disbursements/Expenditures		210,255	0	0	0	0	0	0	0	0	
111	<b>OTHER SOURCES/USES OF FUNDS</b>											
112	<b>OTHER SOURCES OF FUNDS (7000)</b>											
113	<b>Total Other Sources of Funds <sup>8</sup></b>		0	0	0	0	0	0	0	0	0	
114	<b>OTHER USES OF FUNDS (8000)</b>											
116	<b>Total Other Uses of Funds <sup>9</sup></b>		0	0	0	0	0	0	0	0	0	
117	<b>Total Other Sources/Uses of Fund</b>		0	0	0	0	0	0	0	0	0	
118	<b>ESTIMATED ENDING FUND BALANCE (All Sources with Student Activity Funds) as of June 30, 2027</b>		4,941,640	202,704	0	83,507	198,011	0	0	0	0	
119												
120	<b>SUMMARY OF EXPENDITURES Without Student Activity Funds (by Major Object)</b>											
121	Description	Acct #	(10)	(20)	(30)	(40)	(50)	(60)	(70)	(80)	(90)	Total By Object
122			Educational	Operations & Maintenance	Debt Service	Transportation	Municipal Retirement/ Social Security	Capital Projects	Working Cash	Tort	Fire Prevention & Safety	
123	<b>Object Name</b>											
124	Salaries	100	12,911,000	0		0		0		0	0	12,911,000
125	Employee Benefits	200	3,043,700	0		0	1,166,000	0		0	0	4,209,700
126	Purchased Services	300	838,650	675,200	0	10,000		0		0	0	1,523,850
127	Supplies & Materials	400	431,200	43,200		0		0		0	0	474,400
128	Capital Outlay	500	152,000	10,000		50,000		0		0	0	212,000
129	Other Objects	600	3,156,500	0	0	0	0	0		0	0	3,156,500
130	Non-Capitalized Equipment	700	43,250	0		0		0		0	0	43,250
131	Termination Benefits	800	0	0		0				0		0
132	<b>Total Expenditures</b>		20,576,300	728,400	0	60,000	1,166,000	0		0	0	22,530,700

Summary of Cash Transactions

	A	B	C	D	E	F	G	H	I	J	K
1			(10)	(20)	(30)	(40)	(50)	(60)	(70)	(80)	(90)
2	Description: Enter Whole Numbers Only	Acct #	Educational	Operations & Maintenance	Debt Service	Transportation	Municipal Retirement/ Social Security	Capital Projects	Working Cash	Tort	Fire Prevention & Safety
3	<b>BEGINNING CASH BALANCE ON HAND (without Student Activity Funds)<sup>7</sup> as of July 1, 2026</b>		4,731,385	202,704	0	83,507	198,011	0	0	0	0
4	<b>Total Direct Receipts &amp; Other Sources<sup>8</sup></b>		20,786,555	728,400	0	60,000	1,166,000	0	0	0	0
5	<b>OTHER RECEIPTS</b>										
6	Interfund Loans Payable (Loans from Other Funds)	411									
7	Interfund Loans Receivable (Repayment of Loans)	141									
8	Notes and Warrants Payable	433									
9	Other Current Assets	199									
10	<b>Total Other Receipts</b>		0	0	0	0	0	0	0	0	0
11	<b>Total Direct Receipts, Other Sources, &amp; Other Receipts</b>		20,786,555	728,400	0	60,000	1,166,000	0	0	0	0
12	<b>Total Amount Available</b>		25,517,940	931,104	0	143,507	1,364,011	0	0	0	0
13	<b>Total Direct Disbursements &amp; Other Uses<sup>9</sup></b>		20,576,300	728,400	0	60,000	1,166,000	0	0	0	0
14	<b>OTHER DISBURSEMENTS</b>										
15	Interfund Loans Receivable (Loans to Other Funds) <sup>10</sup>	141									
16	Interfund Loans Payable (Repayment of Loans)	411									
17	Notes and Warrants Payable	433									
18	Other Current Liabilities	499									
19	<b>Total Other Disbursements</b>		0	0	0	0	0	0	0	0	0
20	<b>Total Direct Disbursements, Other Uses, &amp; Other Disbursements</b>		20,576,300	728,400	0	60,000	1,166,000	0	0	0	0
21	<b>ENDING CASH BALANCE ON HAND (without Student Activity Funds) as of June 30, 2027</b>		4,941,640	202,704	0	83,507	198,011	0	0	0	0
22											
23	<b>Activity Funds BEGINNING CASH BALANCE ON HAND<sup>7</sup> as of July 1, 2026</b>										
24	<b>Total Direct Receipts &amp; Other Sources<sup>8</sup></b>		0								
25	<b>Total Amount Available</b>		0								
26	<b>Total Direct Disbursements &amp; Other Uses<sup>9</sup></b>		0								
27	<b>Activity funds ENDING CASH BALANCE ON HAND<sup>7</sup> as of June 30, 2027</b>		0								
28											
29	<b>Total BEGINNING CASH BALANCE ON HAND (with Student Activity Funds)<sup>7</sup> as of July 1, 2026</b>		4,731,385	202,704	0	83,507	198,011	0	0	0	0
30	<b>Total Direct Receipts &amp; Other Sources<sup>8</sup></b>		20,786,555	728,400	0	60,000	1,166,000	0	0	0	0
31	<b>Total Other Receipts</b>		0	0	0	0	0	0	0	0	0
32	<b>Total Direct Receipts, Other Sources, &amp; Other Receipts</b>		20,786,555	728,400	0	60,000	1,166,000	0	0	0	0
33	<b>Total Amount Available</b>		25,517,940	931,104	0	143,507	1,364,011	0	0	0	0
34	<b>Total Direct Disbursements &amp; Other Uses<sup>9</sup></b>		20,576,300	728,400	0	60,000	1,166,000	0	0	0	0
35	<b>Total Other Disbursements</b>		0	0	0	0	0	0	0	0	0
36	<b>Total Direct Disbursements, Other Uses, &amp; Other Disbursements</b>		20,576,300	728,400	0	60,000	1,166,000	0	0	0	0
37	<b>Total ENDING CASH BALANCE ON HAND (with Student Activity Funds)<sup>7</sup> as of June 30, 2027</b>		4,941,640	202,704	0	83,507	198,011	0	0	0	0

	A	B	C	D	E	F	G	H	I	J	K
1			(10)	(20)	(30)	(40)	(50)	(60)	(70)	(80)	(90)
2	Description: Enter Whole Numbers Only	Acct #	Educational	Operations & Maintenance	Debt Service	Transportation	Municipal Retirement/ Social Security	Capital Projects	Working Cash	Tort	Fire Prevention & Safety
3	<b>RECEIPTS/REVENUES FROM LOCAL SOURCES (1000)</b>										
4	<b>AD VALOREM TAXES LEVIED BY LOCAL EDUCATION AGENCY</b>	<b>1100</b>									
5	Designated Purposes Levies <sup>11 (1110-1120)</sup>	-									
6	Leasing Purposes Levy <sup>12</sup>	1130									
7	Special Education Purposes Levy	1140									
8	FICA and Medicare Only Levies	1150									
9	Area Vocational Construction Purposes Levy	1160									
10	Summer School Purposes Levy	1170									
11	Other Tax Levies (Describe & Itemize)	1190									
12	<b>Total Ad Valorem Taxes Levied by District</b>		0	0	0	0	0	0	0	0	0
13	<b>PAYMENTS IN LIEU OF TAXES</b>	<b>1200</b>									
14	Mobile Home Privilege Tax	1210									
15	Payments from Local Housing Authority	1220									
16	Corporate Personal Property Replacement Taxes <sup>13</sup>	1230									
17	Other Payments in Lieu of Taxes (Describe & Itemize)	1290									
18	<b>Total Payments in Lieu of Taxes</b>		0	0	0	0	0	0	0	0	0
19	<b>TUITION</b>	<b>1300</b>									
20	Regular Tuition from Pupils or Parents (In State)	1311									
21	Regular Tuition from Other Districts (In State)	1312									
22	Regular Tuition from Other Sources (In State)	1313									
23	Regular Tuition from Other Sources (Out of State)	1314									
24	Summer School Tuition from Pupils or Parents (In State)	1321									
25	Summer School Tuition from Other Districts (In State)	1322									
26	Summer School Tuition from Other Sources (In State)	1323									
27	Summer School Tuition from Other Sources (Out of State)	1324									
28	CTE Tuition from Pupils or Parents (In State)	1331									
29	CTE Tuition from Other Districts (In State)	1332									
30	CTE Tuition from Other Sources (In State)	1333									
31	CTE Tuition from Other Sources (Out of State)	1334									
32	Special Education Tuition from Pupils or Parents (In State)	1341									
33	Special Education Tuition from Other Districts (In State)	1342	16,931,900								
34	Special Education Tuition from Other Sources (In State)	1343									
35	Special Education Tuition from Other Sources (Out of State)	1344									
36	Adult Tuition from Pupils or Parents (In State)	1351									
37	Adult Tuition from Other Districts (In State)	1352									
38	Adult Tuition from Other Sources (In State)	1353									
39	Adult Tuition from Other Sources (Out of State)	1354									
40	<b>Total Tuition</b>		16,931,900								
41	<b>TRANSPORTATION FEES</b>	<b>1400</b>									
42	Regular Transportation Fees from Pupils or Parents (In State)	1411									
43	Regular Transportation Fees from Other Districts (In State)	1412									
44	Regular Transportation Fees from Other Sources (In State)	1413									
45	Regular Transportation Fees from Co-curricular Activities (In State)	1415									
46	Regular Transportation Fees from Other Sources (Out of State)	1416									
47	Summer School Transportation Fees from Pupils or Parents (In State)	1421									
48	Summer School Transportation Fees from Other Districts (In State)	1422									
49	Summer School Transportation Fees from Other Sources (In State)	1423									
50	Summer School Transportation Fees from Other Sources (Out of State)	1424									
51	CTE Transportation Fees from Pupils or Parents (In State)	1431									
52	CTE Transportation Fees from Other Districts (In State)	1432									
53	CTE Transportation Fees from Other Sources (In State)	1433									
54	CTE Transportation Fees from Other Sources (Out of State)	1434									
55	Special Education Transportation Fees from Pupils or Parents (In State)	1441									
56	Special Education Transportation Fees from Other Districts (In State)	1442									

	A	B	C	D	E	F	G	H	I	J	K
1			(10)	(20)	(30)	(40)	(50)	(60)	(70)	(80)	(90)
2	Description: Enter Whole Numbers Only	Acct #	Educational	Operations & Maintenance	Debt Service	Transportation	Municipal Retirement/ Social Security	Capital Projects	Working Cash	Tort	Fire Prevention & Safety
57	Special Education Transportation Fees from Other Sources (In State)	1443									
58	Special Education Transportation Fees from Other Sources (Out of State)	1444									
59	Adult Transportation Fees from Pupils or Parents (In State)	1451									
60	Adult Transportation Fees from Other Districts (In State)	1452									
61	Adult Transportation Fees from Other Sources (In State)	1453									
62	Adult Transportation Fees from Other Sources (Out of State)	1454									
63	<b>Total Transportation Fees</b>					0					
64	<b>EARNINGS ON INVESTMENTS</b>	<b>1500</b>									
65	Interest on Investments	1510	5,000								
66	Gain or Loss on Sale of Investments	1520									
67	Unrealized Gain or Loss on Investments	1530									
68	<b>Total Earnings on Investments</b>		5,000	0	0	0	0	0	0	0	0
69	<b>FOOD SERVICE</b>	<b>1600</b>									
70	Sales to Pupils - Lunch	1611									
71	Sales to Pupils - Breakfast	1612									
72	Sales to Pupils - A la Carte	1613									
73	Sales to Pupils - Other (Describe & Itemize)	1614									
74	Sales to Adults	1620									
75	Other Food Service (Describe & Itemize)	1690									
76	<b>Total Food Service</b>		0								
77	<b>DISTRICT/SCHOOL ACTIVITY INCOME</b>	<b>1700</b>									
78	Admissions - Athletic	1711									
79	Admissions - Other	1719									
80	Fees	1720									
81	Book Store Sales	1730									
82	Other District/School Activity Revenue (Describe & Itemize)	1790									
83	Student Activity Fund Revenues	1799									
84	<b>Total District/School Activity Income (without Student Activity Funds 1799)</b>		0	0							
85	<b>Total District/School Activity Income (with Student Activity Funds 1799)</b>		0								
86	<b>TEXTBOOK INCOME</b>	<b>1800</b>									
87	Textbook Rentals - Regular Textbooks	1811									
88	Textbook Rentals - Summer School Textbooks	1812									
89	Textbook Rentals - Adult/Continuing Education Textbooks	1813									
90	Textbook Rentals - Other (Describe & Itemize)	1819									
91	Textbook Sales - Regular Textbooks	1821									
92	Textbook Sales - Summer School	1822									
93	Textbook Sales - Adult/Continuing Education	1823									
94	Textbook Sales - Other (Describe & Itemize)	1829									
95	Other Textbook Income (Describe & Itemize)	1890									
96	<b>Total Textbooks</b>		0								
97	<b>OTHER REVENUE FROM LOCAL SOURCES</b>	<b>1900</b>									
98	Rentals	1910									
99	Contributions and Donations from Private Sources	1920									
100	Impact Fees from Municipal or County Governments	1930									
101	Services Provided Other Districts	1940	3,166,000	728,400							
102	Refund of Prior Years' Expenditures	1950									
103	Payments of Surplus Moneys from TIF Districts	1960									
104	Drivers' Education Fees	1970									
105	Proceeds from Vendors' Contracts	1980									
106	School Facility Occupation Tax Proceeds	1983									
107	Payment from Other Districts	1991				16,060	1,166,000				
108	Sale of Vocational Projects	1992									
109	Other Local Fees (Describe & Itemize)	1993									
110	Other Local Revenues (Describe & Itemize)	1999	125,020								
111	<b>Total Other Revenue from Local Sources</b>		3,291,020	728,400	0	16,060	1,166,000	0	0	0	0

	A	B	C	D	E	F	G	H	I	J	K
1	Description: Enter Whole Numbers Only	Acct #	(10)	(20)	(30)	(40)	(50)	(60)	(70)	(80)	(90)
2			Educational	Operations & Maintenance	Debt Service	Transportation	Municipal Retirement/ Social Security	Capital Projects	Working Cash	Tort	Fire Prevention & Safety
112	Total Receipts/Revenues from Local Sources (without Student Activity Funds 1799)	1000	20,227,920	728,400	0	16,060	1,166,000	0	0	0	0
113	Total Receipts/Revenues from Local Sources (with Student Activity Funds 1799)		20,227,920								
114	<b>FLOW-THROUGH RECEIPTS/REVENUES FROM ONE DISTRICT TO ANOTHER DISTRICT (2000)</b>										
115	Flow-Through Revenue from State Sources	2100									
116	Flow-Through Revenue from Federal Sources	2200									
117	Other Flow-Through Revenue (Describe & Itemize)	2300									
118	Total Flow-Through Receipts/Revenues From One District to Another District	2000	0	0		0	0				
119	<b>RECEIPTS/REVENUES FROM STATE SOURCES (3000)</b>										
120	<b>UNRESTRICTED GRANTS-IN-AID (3001-3099)</b>										
121	Evidence Based Funding Formula (Section 18-8.15)	3001	95,535								
122	Reorganization Incentives (Accounts 3005-3021)	3005									
123	Other Unrestricted Grants-In-Aid From State Sources (Describe & Itemize)	3099									
124	Total Unrestricted Grants-In-Aid		95,535	0	0	0	0	0		0	0
125	<b>RESTRICTED GRANTS-IN-AID (3100-3900)</b>										
126	<b>SPECIAL EDUCATION</b>										
127	Special Education - Private/Public Facility Tuition	3100									
128	Special Education - Orphanage - Individual	3120									
129	Special Education - Orphanage - Summer Individual	3130									
130	Special Education - Other (Describe & Itemize)	3199									
131	Total Special Education		0	0		0					
132	<b>CAREER AND TECHNICAL EDUCATION (CTE)</b>										
133	CTE - Technical Education - Tech Prep	3200									
134	CTE - Secondary Program Improvement (CTEI)	3220									
135	CTE - WECEP	3225									
136	CTE - Agriculture Education	3235									
137	CTE - Instructor Practicum	3240									
138	CTE - Student Organizations	3270									
139	CTE - Other (Describe & Itemize)	3299									
140	Total Career and Technical Education		0	0			0				
141	State Free Lunch & Breakfast	3360									
142	School Breakfast Initiative	3365									
143	Driver Education	3370									
144	Adult Education (from ICCB)	3410									
145	Adult Education - Other (Describe & Itemize)	3499									
146	<b>TRANSPORTATION</b>										
147	Transportation - Regular and Vocational	3500									
148	Transportation - Special Education	3510				43,940					
149	Transportation - Other (Describe & Itemize)	3599									
150	Total Transportation		0	0		43,940	0				
151	Learning Improvement - Change Grants	3610									
152	Scientific Literacy	3660									
153	Truant Alternative/Optional Education	3695									
154	Early Childhood - Block Grant	3705									
155	Chicago General Education Block Grant	3766									
156	Chicago Educational Services Block Grant	3767									
157	School Safety & Educational Improvement Block Grant	3775									
158	Technology - Technology for Success	3780									
159	State Charter Schools	3815									
160	Extended Learning Opportunities - Summer Bridges	3825									
161	Infrastructure Improvements - Planning/Construction	3920									

	A	B	C	D	E	F	G	H	I	J	K
1			(10)	(20)	(30)	(40)	(50)	(60)	(70)	(80)	(90)
2	Description: Enter Whole Numbers Only	Acct #	Educational	Operations & Maintenance	Debt Service	Transportation	Municipal Retirement/ Social Security	Capital Projects	Working Cash	Tort	Fire Prevention & Safety
162	School Infrastructure - Maintenance Projects	3925									
163	Other Restricted Revenue from State Sources (Describe & Itemize)	3999									
164	<b>Total Restricted Grants-In-Aid</b>		0	0	0	43,940	0	0	0	0	0
165	<b>Total Receipts/Revenues from State Sources</b>	<b>3000</b>	95,535	0	0	43,940	0	0	0	0	0
166	<b>RECEIPTS/REVENUES FROM FEDERAL SOURCES (4000)</b>										
167	<b>UNRESTRICTED GRANTS-IN-AID RECEIVED DIRECTLY FROM FEDERAL GOVT. (4001-4009)</b>										
168	Federal Impact Aid	4001									
169	Other Unrestricted Grants-In-Aid Received from Fed. Govt. (Describe & Itemize)	4009									
170	<b>Total Unrestricted Grants-In-Aid Received Directly from Fed Govt</b>		0	0	0	0	0	0	0	0	0
171	<b>RESTRICTED GRANTS-IN-AID RECEIVED DIRECTLY FROM FEDERAL GOVT (4045-4090)</b>										
172	Head Start	4045									
173	Construction (Impact Aid)	4050									
174	MAGNET	4060									
175	Other Restricted Grants-In-Aid Received from Fed. Govt. (Describe & Itemize)	4090									
176	<b>Total Restricted Grants-In-Aid Received Directly from Federal Govt.</b>		0	0		0	0	0			0
177	<b>RESTRICTED GRANTS-IN-AID RECEIVED FROM FEDERAL GOVT. THRU THE STATE (4100-4999)</b>										
178	<b>TITLE V</b>										
179	Title V - Flexibility and Accountability	4100									
180	Title V - SEA Projects	4105									
181	Title V - Rural Education Initiative (REI)	4107									
182	Title V - Other (Describe & Itemize)	4199									
183	<b>Total Title V</b>		0	0		0	0				
184	<b>FOOD SERVICE</b>										
185	Breakfast Start-Up Expansion	4200									
186	National School Lunch Program	4210									
187	Special Milk Program	4215									
188	School Breakfast Program	4220									
189	Summer Food Service Admin/Program	4225									
190	Child and Adult Care Food Program	4226									
191	Fresh Fruit and Vegetables	4240									
192	Food Service - Other (Describe & Itemize)	4299									
193	<b>Total Food Service</b>		0				0				
194	<b>TITLE I</b>										
195	Title I - Low Income	4300									
196	Title I - Low Income - Neglected, Private	4305									
197	Title I - Migrant Education	4340									
198	Title I - Other (Describe & Itemize)	4399									
199	<b>Total Title I</b>		0	0		0	0				
200	<b>TITLE IV</b>										
201	Title IV - Student Support & Academic Enrichment Grant	4400									
202	Title IV - Part A - Student Support & Academic Enrichment Grants Safe and Drug Free Schools	4415									
203	Title IV - 21st Century	4421									
204	Title IV - Other (Describe & Itemize)	4499									
205	<b>Total Title IV</b>		0	0		0	0				
206	<b>FEDERAL - SPECIAL EDUCATION</b>										
207	Federal Special Education - Preschool Flow-Through	4600									
208	Federal Special Education - Preschool Discretionary	4605									
209	Federal Special Education - IDEA Flow Through	4620									
210	Federal Special Education - IDEA Room & Board	4625									

1	A	B	C	D	E	F	G	H	I	J	K
2	Description: Enter Whole Numbers Only	Acct #	(10) Educational	(20) Operations & Maintenance	(30) Debt Service	(40) Transportation	(50) Municipal Retirement/ Social Security	(60) Capital Projects	(70) Working Cash	(80) Tort	(90) Fire Prevention & Safety
211	Federal Special Education - IDEA Discretionary	4630									
212	Federal Special Education - IDEA - Other (Describe & Itemize)	4699									
213	<b>Total Federal Special Education</b>		0	0		0	0				
214	<b>CTE - PERKINS</b>										
215	CTE - Perkins-Title III Tech Prep	4770									
216	CTE - Other (Describe & Itemize)	4799									
217	<b>Total CTE - Perkins</b>		0	0			0				
218	Federal - Adult Education	4810									
219	Qualified Zone Academy Bond Tax Credits	4866									
220	Qualified School Construction Bond Credits	4867									
221	Build America Bond Tax Credits	4868									
222	Build America Bond Interest Reimbursement	4869									
223	<b>Total Stimulus Programs</b>		0	0	0	0	0	0		0	0
224	Race to the Top Program	4901									
225	Race to the Top - Preschool Expansion Grant	4902									
226	Title III - Instruction for English Learners & Immigrant Students	4905									
227	Title III - English Language Acquisition	4909									
228	McKinney Education for Homeless Children	4920									
229	Title II - Eisenhower - Professional Development Formula	4930									
230	Title II - Teacher Quality	4932									
231	Title II - Part A - Supporting Effective Instruction - State Grants	4935									
232	Federal Charter Schools	4960									
233	State Assessment Grants	4981									
234	Grant for State Assessments and Related Activities	4982									
235	Medicaid Matching Funds - Administrative Outreach	4991	72,100								
236	Medicaid Matching Funds - Fee-For-Service Program	4992	391,000								
237	Other Restricted Grants Received from Fed. Govt. thru State (Describe & Itemize)	4998									
238	<b>Total Restricted Grants-In-Aid Received from Federal Govt. Thru the State</b>		463,100	0	0	0	0	0		0	0
239	<b>TOTAL RECEIPTS/REVENUES FROM FEDERAL SOURCES</b>	4000	463,100	0	0	0	0	0	0	0	0
240	<b>TOTAL DIRECT RECEIPTS/REVENUES (without Student Activity Funds 1799)</b>		20,786,555	728,400	0	60,000	1,166,000	0	0	0	0
241	<b>TOTAL DIRECT RECEIPTS/REVENUES (with Student Activity Funds 1799)</b>		20,786,555								

1	A	B	C	D	E	F	G	H	I	J	K
2	Description: Enter Whole Numbers Only	Funct #	(100) Salaries	(200) Employee Benefits	(300) Purchased Services	(400) Supplies & Materials	(500) Capital Outlay	(600) Other Objects	(700) Non-Capitalized Equipment	(800) Termination Benefits	(900) Total
3	<b>10 - EDUCATIONAL FUND (ED)</b>										
4	<b>INSTRUCTION (ED)</b>	<b>1000</b>									
5	Regular Programs	1100									0
6	Tuition Payment to Charter Schools	1115									0
7	Pre-K Programs	1125									0
8	Special Education Programs (Functions 1200 - 1220)	1200	6,980,500	1,997,350	430,650	354,900	152,000	56,500	43,250		10,015,150
9	Special Education Programs Pre-K	1225									0
10	Remedial and Supplemental Programs K-12	1250									0
11	Remedial and Supplemental Programs Pre-K	1275									0
12	Adult/Continuing Education Programs	1300									0
13	CTE Programs	1400									0
14	Interscholastic Programs	1500									0
15	Summer School Programs	1600									0
16	Gifted Programs	1650									0
17	Driver's Education Programs	1700									0
18	Bilingual Programs	1800									0
19	Truant Alternative & Optional Programs	1900									0
20	Pre-K Programs - Private Tuition	1910									0
21	Regular K-12 Programs Private Tuition	1911									0
22	Special Education Programs K-12 Private Tuition	1912									0
23	Special Education Programs Pre-K Tuition	1913									0
24	Remedial/Supplemental Programs K-12 Private Tuition	1914									0
25	Remedial/Supplemental Programs Pre-K Private Tuition	1915									0
26	Adult/Continuing Education Programs Private Tuition	1916									0
27	CTE Programs Private Tuition	1917									0
28	Interscholastic Programs Private Tuition	1918									0
29	Summer School Programs Private Tuition	1919									0
30	Gifted Programs Private Tuition	1920									0
31	Bilingual Programs Private Tuition	1921									0
32	Truants Alternative/Opt Ed Programs Private Tuition	1922									0
33	Student Activity Fund Expenditures	1999									0
34	<b>Total Instruction<sup>14</sup> (Without Student Activity Funds 1999)</b>	<b>1000</b>	<b>6,980,500</b>	<b>1,997,350</b>	<b>430,650</b>	<b>354,900</b>	<b>152,000</b>	<b>56,500</b>	<b>43,250</b>	<b>0</b>	<b>10,015,150</b>
35	<b>Total Instruction (With Student Activity Funds 1999)</b>	<b>1000</b>	<b>6,980,500</b>	<b>1,997,350</b>	<b>430,650</b>	<b>354,900</b>	<b>152,000</b>	<b>56,500</b>	<b>43,250</b>	<b>0</b>	<b>10,015,150</b>
36	<b>SUPPORT SERVICES (ED)</b>	<b>2000</b>									
37	<b>Support Services - Pupil</b>	<b>2100</b>									
38	Attendance & Social Work Services	2110	282,400	76,400							358,800
39	Guidance Services	2120									0
40	Health Services	2130	2,550,500	283,200							2,833,700
41	Psychological Services	2140	612,900	126,700							739,600
42	Speech Pathology & Audiology Services	2150	1,374,700	252,900							1,627,600
43	Other Support Services - Pupils (Describe & Itemize)	2190									0
44	<b>Total Support Services - Pupil</b>	<b>2100</b>	<b>4,820,500</b>	<b>739,200</b>	<b>0</b>	<b>0</b>	<b>0</b>	<b>0</b>	<b>0</b>	<b>0</b>	<b>5,559,700</b>
45	<b>Support Services - Instructional Staff</b>	<b>2200</b>									
46	Improvement of Instruction Services	2210			233,000						233,000
47	Educational Media Services	2220				29,200					29,200
48	Assessment & Testing	2230				47,100					47,100
49	<b>Total Support Services - Instructional Staff</b>	<b>2200</b>	<b>0</b>	<b>0</b>	<b>233,000</b>	<b>76,300</b>	<b>0</b>	<b>0</b>	<b>0</b>	<b>0</b>	<b>309,300</b>
50	<b>Support Services - General Administration</b>	<b>2300</b>									
51	Board of Education Services	2310			5,000						5,000
52	Executive Administration Services	2320	432,500	132,400							564,900
53	Special Area Administration Services	2330									0
54	Tort Immunity Services	2361, 2365			106,000						106,000
55	<b>Total Support Services - General Administration</b>	<b>2300</b>	<b>432,500</b>	<b>132,400</b>	<b>111,000</b>	<b>0</b>	<b>0</b>	<b>0</b>	<b>0</b>	<b>0</b>	<b>675,900</b>
56	<b>Support Services - School Administration</b>	<b>2400</b>									
57	Office of the Principal Services	2410									0
58	Other Support Services - School Administration (Describe & Itemize)	2490									0
59	<b>Total Support Services - School Administration</b>	<b>2400</b>	<b>0</b>	<b>0</b>	<b>0</b>	<b>0</b>	<b>0</b>	<b>0</b>	<b>0</b>	<b>0</b>	<b>0</b>

1	A	B	C	D	E	F	G	H	I	J	K
2	Description: Enter Whole Numbers Only	Funct #	(100) Salaries	(200) Employee Benefits	(300) Purchased Services	(400) Supplies & Materials	(500) Capital Outlay	(600) Other Objects	(700) Non-Capitalized Equipment	(800) Termination Benefits	(900) Total
60	<b>Support Services - Business</b>	<b>2500</b>									
61	Direction of Business Support Services	2510	200,800	64,400							265,200
62	Fiscal Services	2520	326,700	80,300	15,000						422,000
63	Operation & Maintenance of Plant Services	2540									0
64	Pupil Transportation Services	2550									0
65	Food Services	2560			49,000						49,000
66	Internal Services	2570									0
67	<b>Total Support Services - Business</b>	<b>2500</b>	<b>527,500</b>	<b>144,700</b>	<b>64,000</b>	<b>0</b>	<b>0</b>	<b>0</b>	<b>0</b>	<b>0</b>	<b>736,200</b>
68	<b>Support Services - Central</b>	<b>2600</b>									
69	Direction of Central Support Services	2610									0
70	Planning, Research, Development & Evaluation Services	2620									0
71	Information Services	2630	150,000	30,050							180,050
72	Staff Services	2640									0
73	Data Processing Services	2660									0
74	<b>Total Support Services - Central</b>	<b>2600</b>	<b>150,000</b>	<b>30,050</b>	<b>0</b>	<b>0</b>	<b>0</b>	<b>0</b>	<b>0</b>	<b>0</b>	<b>180,050</b>
75	<b>Other Support Services - Misc. (Describe &amp; Itemize)</b>	<b>2900</b>									
76	<b>Total Support Services</b>	<b>2000</b>	<b>5,930,500</b>	<b>1,046,350</b>	<b>408,000</b>	<b>76,300</b>	<b>0</b>	<b>0</b>	<b>0</b>	<b>0</b>	<b>7,461,150</b>
77	<b>COMMUNITY SERVICES (ED)</b>	<b>3000</b>									
78	<b>PAYMENTS TO OTHER DIST &amp; GOVT UNITS (ED)</b>	<b>4000</b>									
79	<b>Payments to Other Dist &amp; Govt Units (In-State)</b>	<b>4100</b>									
80	Payments for Regular Programs	4110						3,100,000			3,100,000
81	Payments for Special Education Programs	4120									0
82	Payments for Adult/Continuing Education Programs	4130									0
83	Payments for CTE Programs	4140									0
84	Payments for Community College Programs	4170									0
85	Other Payments to In-State Govt Units - Programs (Describe & Itemize)	4190									0
86	<b>Total Payments to Other Dist &amp; Govt Units (In-State)</b>	<b>4100</b>			<b>0</b>			<b>3,100,000</b>			<b>3,100,000</b>
87	Payments for Regular Programs - Tuition	4210									0
88	Payments for Special Education Programs - Tuition	4220									0
89	Payments for Adult/Continuing Education Programs - Tuition	4230									0
90	Payments for CTE Programs - Tuition	4240									0
91	Payments for Community College Programs - Tuition	4270									0
92	Payments for Other Programs - Tuition	4280									0
93	Other Payments to In-State Govt Units - Tuition (Describe & Itemize)	4290									0
94	<b>Total Payments to Other Dist &amp; Govt Units - Tuition (In State)</b>	<b>4200</b>						<b>0</b>			<b>0</b>
95	Payments for Regular Programs - Transfers	4310									0
96	Payments for Special Education Programs - Transfers	4320									0
97	Payments for Adult/Continuing Ed Programs - Transfers	4330									0
98	Payments for CTE Programs - Transfers	4340									0
99	Payments for Community College Program - Transfers	4370									0
100	Payments for Other Programs - Transfers	4380									0
101	Other Payments to In-State Govt Units - Transfers (Describe & Itemize)	4390									0
102	<b>Total Payments to Other Dist &amp; Govt Units-Transfers (In State)</b>	<b>4300</b>			<b>0</b>			<b>0</b>			<b>0</b>
103	Payments to Other Dist & Govt Units (Out of State)	4400									0
104	<b>Total Payments to Other Dist &amp; Govt Units</b>	<b>4000</b>			<b>0</b>			<b>3,100,000</b>			<b>3,100,000</b>
105	<b>DEBT SERVICE (ED)</b>	<b>5000</b>									
106	<b>Debt Service - Interest on Short-Term Debt</b>	<b>5100</b>									
107	Tax Anticipation Warrants	5110									0
108	Tax Anticipation Notes	5120									0
109	Corporate Personal Property Repl Tax Anticipated Notes	5130									0
110	State Aid Anticipation Certificates	5140									0
111	Other Interest on Short-Term Debt (Describe & Itemize)	5150									0
112	<b>Total Debt Service - Interest on Short-Term Debt</b>	<b>5100</b>						<b>0</b>			<b>0</b>
113	<b>Debt Service - Interest on Long-Term Debt</b>	<b>5200</b>									<b>0</b>
114	<b>Total Debt Service</b>	<b>5000</b>						<b>0</b>			<b>0</b>
115	<b>PROVISION FOR CONTINGENCIES (ED)</b>	<b>6000</b>									<b>0</b>
116	<b>Total Direct Disbursements/Expenditures (without Student Activity Funds (1999))</b>		<b>12,911,000</b>	<b>3,043,700</b>	<b>838,650</b>	<b>431,200</b>	<b>152,000</b>	<b>3,156,500</b>	<b>43,250</b>	<b>0</b>	<b>20,576,300</b>

	A	B	C	D	E	F	G	H	I	J	K
1	Description: Enter Whole Numbers Only	Funct #	(100) Salaries	(200) Employee Benefits	(300) Purchased Services	(400) Supplies & Materials	(500) Capital Outlay	(600) Other Objects	(700) Non-Capitalized Equipment	(800) Termination Benefits	(900) Total
117	Total Direct Disbursements/Expenditures (with Student Activity Funds (1999))		12,911,000	3,043,700	838,650	431,200	152,000	3,156,500	43,250	0	20,576,300
118	Excess (Deficiency) of Receipts/Revenues Over Disbursements/Expenditures (without Student Activity Funds 1999)										210,255
119	Excess (Deficiency) of Receipts/Revenues Over Disbursements/Expenditures (with Student Activity Funds 1999)										210,255
120											
121	<b>20 - OPERATIONS AND MAINTENANCE FUND (O&amp;M)</b>										
122	<b>SUPPORT SERVICES (O&amp;M)</b>	<b>2000</b>									
123	Support Services - Pupil	2100									
124	Other Support Services - Pupils (Describe & Itemize)	2190									0
125	<b>Support Services - Business</b>	<b>2500</b>									
126	Direction of Business Support Services	2510									0
127	Facilities Acquisition & Construction Services	2530									0
128	Operation & Maintenance of Plant Services	2540			675,200	43,200	10,000				728,400
129	Pupil Transportation Services	2550									0
130	Food Services	2560									0
131	<b>Total Support Services - Business</b>	<b>2500</b>	0	0	675,200	43,200	10,000	0	0	0	728,400
132	<b>Other Support Services - Misc. (Describe &amp; Itemize)</b>	<b>2900</b>									0
133	<b>Total Support Services</b>	<b>2000</b>	0	0	675,200	43,200	10,000	0	0	0	728,400
134	<b>COMMUNITY SERVICES (O&amp;M)</b>	<b>3000</b>									0
135	<b>PAYMENTS TO OTHER DIST &amp; GOVT UNITS (O&amp;M)</b>	<b>4000</b>									
136	<b>Payments to Other Dist &amp; Govt Units (In-State)</b>	<b>4100</b>									
137	Payments for Regular Programs	4110									0
138	Payments for Special Education Programs	4120									0
139	Payments for CTE Program	4140									0
140	Other Payments to In-State Govt Units - Programs (Describe & Itemize)	4190									0
141	<b>Total Payments to Other Dist &amp; Govt Units (In-State)</b>	<b>4100</b>			0			0			0
142	Payments to Other Dist & Govt Units (Out of State) <sup>14</sup>	4400									0
143	<b>Total Payments to Other Dist &amp; Govt Unit</b>	<b>4000</b>			0			0			0
144	<b>DEBT SERVICE (O&amp;M)</b>	<b>5000</b>									
145	<b>Debt Service - Interest on Short-Term Debt</b>	<b>5100</b>									
146	Tax Anticipation Warrants	5110									0
147	Tax Anticipation Notes	5120									0
148	Corporate Personal Prop Repl Tax Anticipated Notes	5130									0
149	State Aid Anticipation Certificates	5140									0
150	Other Interest on Short-Term Debt (Describe & Itemize)	5150									0
151	<b>Total Debt Service - Interest on Short-Term Debt</b>	<b>5100</b>						0			0
152	<b>Debt Service - Interest on Long-Term Debt</b>	<b>5200</b>									0
153	<b>Total Debt Service</b>	<b>5000</b>						0			0
154	<b>PROVISION FOR CONTINGENCIES (O&amp;M)</b>	<b>6000</b>									0
155	<b>Total Direct Disbursements/Expenditures</b>		0	0	675,200	43,200	10,000	0	0	0	728,400
156	Excess (Deficiency) of Receipts/Revenues Over Disbursements/Expenditures										0
157											
158	<b>30 - DEBT SERVICE FUND (DS)</b>										
159	<b>PAYMENTS TO OTHER DIST &amp; GOVT UNITS (DS)</b>	<b>4000</b>									
160	<b>Payments to Other Dist &amp; Govt Units (In-State)</b>	<b>4100</b>									
161	Payments for Regular Programs	4110									0
162	Payments for Special Education Programs	4120									0
163	Other Payments to In-State Govt Units - Programs (Describe & Itemize)	4190									0
164	<b>Total Payments to Other Dist &amp; Govt Units (In-State)</b>	<b>4000</b>						0			0
165	<b>DEBT SERVICE (DS)</b>	<b>5000</b>									
166	<b>Debt Service - Interest on Short-Term Debt</b>	<b>5100</b>									
167	Tax Anticipation Warrants	5110									0
168	Tax Anticipation Notes	5120									0
169	Corporate Personal Prop Repl Tax Anticipation Notes	5130									0
170	State Aid Anticipation Certificates	5140									0

	A	B	C	D	E	F	G	H	I	J	K
1	Description: Enter Whole Numbers Only	Funct #	(100) Salaries	(200) Employee Benefits	(300) Purchased Services	(400) Supplies & Materials	(500) Capital Outlay	(600) Other Objects	(700) Non-Capitalized Equipment	(800) Termination Benefits	(900) Total
171	Other Interest on Short-Term Debt <i>(Describe &amp; Itemize)</i>	5150									0
172	<b>Total Debt Service - Interest On Short-Term Debt</b>	<b>5100</b>						0			0
173	<b>Debt Service - Interest on Long-Term Debt</b>	<b>5200</b>									0
174	<b>Debt Service - Payments of Principal on Long-Term Debt <sup>15</sup> (Lease/Purchase Principal Retired) <i>(Describe &amp; Itemize)</i></b>	<b>5300</b>									0
175	<b>Debt Service - Other <i>(Describe &amp; Itemize)</i></b>	<b>5400</b>									0
176	<b>Total Debt Service</b>	<b>5000</b>			0			0			0
177	<b>PROVISION FOR CONTINGENCIES (DS)</b>	<b>6000</b>									0
178	<b>Total Direct Disbursements/Expenditures</b>				0			0			0
179	<b>Excess (Deficiency) of Receipts/Revenues Over Disbursements/Expenditures</b>										0
180											
181	<b>40 - TRANSPORTATION FUND (TR)</b>										
182	<b>SUPPORT SERVICES (TR)</b>	<b>2000</b>									
183	<b>Support Services - Pupils</b>	<b>2100</b>									
184	Other Support Services - Pupils <i>(Describe &amp; Itemize)</i>	2190									0
185	<b>Support Services - Business</b>										
186	Pupil Transportation Services	2550			10,000		50,000				60,000
187	Other Support Services - Business <i>(Describe &amp; Itemize)</i>	2900									0
188	<b>Total Support Services</b>	<b>2000</b>	0	0	10,000	0	50,000	0	0	0	60,000
189	<b>COMMUNITY SERVICES (TR)</b>	<b>3000</b>									0
190	<b>PAYMENTS TO OTHER DIST &amp; GOVT UNITS (TR)</b>	<b>4000</b>									
191	<b>Payments to Other Dist &amp; Govt Units (In-State)</b>	<b>4100</b>									
192	Payments for Regular Program	4110									0
193	Payments for Special Education Programs	4120									0
194	Payments for Adult/Continuing Education Programs	4130									0
195	Payments for CTE Programs	4140									0
196	Payments for Community College Programs	4170									0
197	Other Payments to In-State Govt Units - Programs <i>(Describe &amp; Itemize)</i>	4190									0
198	<b>Total Payments to Other Dist &amp; Govt Units (In-State)</b>	<b>4100</b>			0			0			0
199	<b>Payments to Other Dist &amp; Govt Units (Out-of-State) <i>(Describe &amp; Itemize)</i></b>	<b>4400</b>									0
200	<b>Total Payments to Other Dist &amp; Govt Units</b>	<b>4000</b>			0			0			0
201	<b>DEBT SERVICE (TR)</b>	<b>5000</b>									
202	<b>Debt Service - Interest on Short-Term Debt</b>	<b>5100</b>									
203	Tax Anticipation Warrants	5110									0
204	Tax Anticipation Notes	5120									0
205	Corporate Personal Prop Repl Tax Anticipation Notes	5130									0
206	State Aid Anticipation Certificates	5140									0
207	Other Interest on Short-Term Debt <i>(Describe &amp; Itemize)</i>	5150									0
208	<b>Total Debt Service - Interest On Short-Term Debt</b>	<b>5100</b>						0			0
209	<b>Debt Service - Interest on Long-Term Debt</b>	<b>5200</b>									0
210	<b>Debt Service - Payments of Principal on Long-Term Debt <sup>15</sup> (Lease/Purchase Principal Retired) <i>(Describe &amp; Itemize)</i></b>	<b>5300</b>									0
211	<b>Debt Service - Other <i>(Describe &amp; Itemize)</i></b>	<b>5400</b>									0
212	<b>Total Debt Service</b>	<b>5000</b>						0			0
213	<b>PROVISION FOR CONTINGENCIES (TR)</b>	<b>6000</b>									0
214	<b>Total Direct Disbursements/Expenditures</b>		0	0	10,000	0	50,000	0	0	0	60,000
215	<b>Excess (Deficiency) of Receipts/Revenues Over Disbursements/Expenditures</b>										0
216											
217	<b>50 - MUNICIPAL RETIREMENT/SOC SEC FUND (MR/SS)</b>										
218	<b>INSTRUCTION (MR/SS)</b>	<b>1000</b>									
219	Regular Program	1100									0
220	Pre-K Programs	1125									0
221	Special Education Programs (Functions 1200-1220)	1200		657,600							657,600
222	Special Education Programs Pre-K	1225									0
223	Remedial and Supplemental Programs K-12	1250									0


1	A	B	C	D	E	F	G	H	I	J	K
2	Description: Enter Whole Numbers Only	Funct #	(100) Salaries	(200) Employee Benefits	(300) Purchased Services	(400) Supplies & Materials	(500) Capital Outlay	(600) Other Objects	(700) Non-Capitalized Equipment	(800) Termination Benefits	(900) Total
224	Remedial and Supplemental Programs Pre-K	1275									0
225	Adult/Continuing Education Programs	1300									0
226	CTE Programs	1400									0
227	Interscholastic Programs	1500									0
228	Summer School Programs	1600									0
229	Gifted Programs	1650									0
230	Driver's Education Programs	1700									0
231	Bilingual Programs	1800									0
232	Truant Alternative & Optional Programs	1900									0
233	<b>Total Instruction</b>	<b>1000</b>		657,600							657,600
234	<b>SUPPORT SERVICES (MR/SS)</b>	<b>2000</b>									
235	<b>Support Services - Pupil</b>	<b>2100</b>									
236	Attendance & Social Work Services	2110		3,000							3,000
237	Guidance Services	2120									0
238	Health Services	2130		379,100							379,100
239	Psychological Services	2140		8,800							8,800
240	Speech Pathology & Audiology Services	2150		29,700							29,700
241	Other Support Services - Pupils (Describe & Itemize)	2190									0
242	<b>Total Support Services - Pupil</b>	<b>2100</b>		420,600							420,600
243	<b>Support Services - Instructional Staff</b>	<b>2200</b>									
244	Improvement of Instruction Services	2210									0
245	Educational Media Services	2220									0
246	Assessment & Testing	2230									0
247	<b>Total Support Services - Instructional Staff</b>	<b>2200</b>		0							0
248	<b>Support Services - General Administration</b>	<b>2300</b>									
249	Board of Education Services	2310									0
250	Executive Administration Services	2320		6,200							6,200
251	Special Area Administrative Services	2330									0
252	Claims Paid from Self Insurance Fund	2361									0
253	Risk Management and Claims Services Payments	2365									0
254	<b>Total Support Services - General Administration</b>	<b>2300</b>		6,200							6,200
255	<b>Support Services - School Administration</b>	<b>2400</b>									
256	Office of the Principal Services	2410									0
257	Other Support Services - School Administration (Describe & Itemize)	2490									0
258	<b>Total Support Services - School Administration</b>	<b>2400</b>		0							0
259	<b>Support Services - Business</b>	<b>2500</b>									
260	Direction of Business Support Services	2510		2,900							2,900
261	Fiscal Services	2520		50,800							50,800
262	Facilities Acquisition & Construction Services	2530									0
263	Operation & Maintenance of Plant Service	2540									0
264	Pupil Transportation Services	2550									0
265	Food Services	2560									0
266	Internal Services	2570									0
267	<b>Total Support Services - Business</b>	<b>2500</b>		53,700							53,700
268	<b>Support Services - Central</b>	<b>2600</b>									
269	Direction of Central Support Services	2610									0
270	Planning, Research, Development & Evaluation Services	2620									0
271	Information Services	2630		27,900							27,900
272	Staff Services	2640									0
273	Data Processing Services	2660									0
274	<b>Total Support Services - Central</b>	<b>2600</b>		27,900							27,900
275	<b>Other Support Services - Misc. (Describe &amp; Itemize)</b>	<b>2900</b>									0
276	<b>Total Support Services</b>	<b>2000</b>		508,400							508,400
277	<b>COMMUNITY SERVICES (MR/SS)</b>	<b>3000</b>									0
278	<b>PAYMENTS TO OTHER DIST &amp; GOVT UNITS (MR/SS)</b>	<b>4000</b>									
279	Payments for Regular Programs	4110									0
280	Payments for Special Education Programs	4120									0
281	Payments for CTE Programs	4140									0

	A	B	C	D	E	F	G	H	I	J	K
1	Description: Enter Whole Numbers Only	Funct #	(100) Salaries	(200) Employee Benefits	(300) Purchased Services	(400) Supplies & Materials	(500) Capital Outlay	(600) Other Objects	(700) Non-Capitalized Equipment	(800) Termination Benefits	(900) Total
282	Total Payments to Other Dist & Govt Units	4000		0							0
283	<b>DEBT SERVICE (MR/SS)</b>	<b>5000</b>									
284	Debt Service - Interest on Short-Term Debt	5100									
285	Tax Anticipation Warrants	5110									0
286	Tax Anticipation Notes	5120									0
287	Corporate Personal Prop Repl Tax Anticipation Notes	5130									0
288	State Aid Anticipation Certificates	5140									0
289	Other Interest on Short-Term Debt (Describe & Itemize)	5150									0
290	Total Debt Service	5000						0			0
291	<b>PROVISION FOR CONTINGENCIES (MR/SS)</b>	<b>6000</b>									0
292	Total Direct Disbursements/Expenditures			1,166,000				0			1,166,000
293	Excess (Deficiency) of Receipts/Revenues Over Disbursements/Expenditures										0
294											
295	<b>60 - CAPITAL PROJECTS (CP)</b>										
296	<b>SUPPORT SERVICES (CP)</b>	<b>2000</b>									
297	Support Services - Business										
298	Facilities Acquisition & Construction Services	2530									0
299	Other Support Services - Business (Describe & Itemize)	2900									0
300	Total Support Services	2000	0	0	0	0	0	0	0		0
301	<b>PAYMENTS TO OTHER DIST &amp; GOVT UNITS (CP)</b>	<b>4000</b>									
302	Payments to Other Dist & Govt Units (In-State)	4100									
303	Payments to Regular Programs	4110									0
304	Payment for Special Education Programs	4120									0
305	Payment for CTE Programs	4140									0
306	Payments to Other Govt Units - Programs (In-State) (Describe & Itemize)	4190									0
307	Total Payments to Other Districts & Govt Units	4000			0			0			0
308	<b>PROVISION FOR CONTINGENCIES (CP)</b>	<b>6000</b>									0
309	Total Direct Disbursements/Expenditures		0	0	0	0	0	0	0		0
310	Excess (Deficiency) of Receipts/Revenues Over Disbursements/Expenditures										0
311											
312	<b>70 WORKING CASH FUND (WC)</b>										
313											
314	<b>80 - TORT FUND (TF)</b>										
315	<b>INSTRUCTION (TF)</b>	<b>1000</b>									
316	Regular Programs	1100									0
317	Tuition Payment to Charter Schools	1115									0
318	Pre-K Programs	1125									0
319	Special Education Programs (Functions 1200 - 1220)	1200									0
320	Special Education Programs Pre-K	1225									0
321	Remedial and Supplemental Programs K-12	1250									0
322	Remedial and Supplemental Programs Pre-K	1275									0
323	Adult/Continuing Education Programs	1300									0
324	CTE Programs	1400									0
325	Interscholastic Programs	1500									0
326	Summer School Programs	1600									0
327	Gifted Programs	1650									0
328	Driver's Education Programs	1700									0
329	Bilingual Programs	1800									0
330	Truant Alternative & Optional Programs	1900									0
331	Pre-K Programs - Private Tuition	1910									0
332	Regular K-12 Programs Private Tuition	1911									0
333	Special Education Programs K-12 Private Tuition	1912									0
334	Special Education Programs Pre-K Tuition	1913									0
335	Remedial/Supplemental Programs K-12 Private Tuition	1914									0
336	Remedial/Supplemental Programs Pre-K Private Tuition	1915									0
337	Adult/Continuing Education Programs Private Tuition	1916									0
338	CTE Programs Private Tuition	1917									0

1	A	B	C	D	E	F	G	H	I	J	K
2	Description: Enter Whole Numbers Only	Funct #	(100) Salaries	(200) Employee Benefits	(300) Purchased Services	(400) Supplies & Materials	(500) Capital Outlay	(600) Other Objects	(700) Non-Capitalized Equipment	(800) Termination Benefits	(900) Total
339	Interscholastic Programs Private Tuition	1918									0
340	Summer School Programs Private Tuition	1919									0
341	Gifted Programs Private Tuition	1920									0
342	Bilingual Programs Private Tuition	1921									0
343	Truants Alternative/Opt Ed Programs Private Tuition	1922									0
344	<b>Total Instruction<sup>14</sup></b>	<b>1000</b>	0	0	0	0	0	0	0	0	0
345	<b>SUPPORT SERVICES (TF)</b>	<b>2000</b>									
346	<b>Support Services - Pupil</b>	<b>2100</b>									
347	Attendance & Social Work Services	2110									0
348	Guidance Services	2120									0
349	Health Services	2130									0
350	Psychological Services	2140									0
351	Speech Pathology & Audiology Services	2150									0
352	Other Support Services - Pupils (Describe & Itemize)	2190									0
353	<b>Total Support Services - Pupil</b>	<b>2100</b>	0	0	0	0	0	0	0	0	0
354	<b>Support Services - Instructional Staff</b>	<b>2200</b>									
355	Improvement of Instruction Services	2210									0
356	Educational Media Services	2220									0
357	Assessment & Testing	2230									0
358	<b>Total Support Services - Instructional Staff</b>	<b>2200</b>	0	0	0	0	0	0	0	0	0
359	<b>Support Services - General Administration</b>	<b>2300</b>									
360	Board of Education Services	2310									0
361	Executive Administration Services	2320									0
362	Special Area Administration Services	2330									0
363	Claims Paid from Self Insurance Fund	2361									0
364	Risk Management and Claims Services Payments	2365									0
365	<b>Total Support Services - General Administration</b>	<b>2300</b>	0	0	0	0	0	0	0	0	0
366	<b>Support Services - School Administration</b>	<b>2400</b>									
367	Office of the Principal Services	2410									0
368	Other Support Services - School Administration (Describe & Itemize)	2490									0
369	<b>Total Support Services - School Administration</b>	<b>2400</b>	0	0	0	0	0	0	0	0	0
370	<b>Support Services - Business</b>	<b>2500</b>									
371	Direction of Business Support Services	2510									0
372	Fiscal Services	2520									0
373	Facilities Acquisition & Construction Services	2530									0
374	Operation & Maintenance of Plant Services	2540									0
375	Pupil Transportation Services	2550									0
376	Food Services	2560									0
377	Internal Services	2570									0
378	<b>Total Support Services - Business</b>	<b>2500</b>	0	0	0	0	0	0	0	0	0
379	<b>Support Services - Central</b>	<b>2600</b>									
380	Direction of Central Support Services	2610									0
381	Planning, Research, Development & Evaluation Services	2620									0
382	Information Services	2630									0
383	Staff Services	2640									0
384	Data Processing Services	2660									0
385	<b>Total Support Services - Central</b>	<b>2600</b>	0	0	0	0	0	0	0	0	0
386	<b>Other Support Services - Misc. (Describe &amp; Itemize)</b>	<b>2900</b>									
387	<b>Total Support Services</b>	<b>2000</b>	0	0	0	0	0	0	0	0	0
388	<b>COMMUNITY SERVICES (TF)</b>	<b>3000</b>									
389	<b>PAYMENTS TO OTHER DIST &amp; GOVT UNITS (TF)</b>	<b>4000</b>									
390	<b>Payments to Other Dist &amp; Govt Units (In-State)</b>	<b>4100</b>									
391	Payments for Regular Programs	4110									0
392	Payments for Special Education Programs	4120									0
393	Payments for Adult/Continuing Education Programs	4130									0
394	Payments for CTE Programs	4140									0
395	Payments for Community College Programs	4170									0

1	A	B	C	D	E	F	G	H	I	J	K
2	Description: Enter Whole Numbers Only	Funct #	(100) Salaries	(200) Employee Benefits	(300) Purchased Services	(400) Supplies & Materials	(500) Capital Outlay	(600) Other Objects	(700) Non-Capitalized Equipment	(800) Termination Benefits	(900) Total
396	Other Payments to In-State Govt Units - Programs <i>(Describe &amp; Itemize)</i>	4190									0
397	<b>Total Payments to Other Dist &amp; Govt Units (In-State)</b>	<b>4100</b>			0			0			0
398	Payments for Regular Programs - Tuition	4210									0
399	Payments for Special Education Programs - Tuition	4220									0
400	Payments for Adult/Continuing Education Programs - Tuition	4230									0
401	Payments for CTE Programs - Tuition	4240									0
402	Payments for Community College Programs - Tuition	4270									0
403	Payments for Other Programs - Tuition	4280									0
404	Other Payments to In-State Govt Units - Tuition <i>(Describe &amp; Itemize)</i>	4290									0
405	<b>Total Payments to Other Dist &amp; Govt Units - Tuition (In State)</b>	<b>4200</b>						0			0
406	Payments for Regular Programs - Transfers	4310									0
407	Payments for Special Education Programs - Transfers	4320									0
408	Payments for Adult/Continuing Ed Programs - Transfers	4330									0
409	Payments for CTE Programs - Transfers	4340									0
410	Payments for Community College Program - Transfers	4370									0
411	Payments for Other Programs - Transfers	4380									0
412	Other Payments to In-State Govt Units - Transfers <i>(Describe &amp; Itemize)</i>	4390									0
413	<b>Total Payments to Other Dist &amp; Govt Units-Transfers (In State)</b>	<b>4300</b>			0			0			0
414	Payments to Other Dist & Govt Units (Out of State)	4400									0
415	<b>Total Payments to Other Dist &amp; Govt Units</b>	<b>4000</b>			0			0			0
416	<b>DEBT SERVICE (TF)</b>	<b>5000</b>									
417	<b>Debt Service - Interest on Short-Term Debt</b>										
418	Tax Anticipation Warrants	5110									0
419	Tax Anticipation Notes	5120									0
420	Corporate Personal Property Replacement Tax Anticipation Notes	5130									0
421	State Aid Anticipation Certificates	5140									0
422	Other Interest or Short-Term Debt <i>(Describe &amp; Itemize)</i>	5150									0
423	<b>Debt Service - Interest on Long-Term Debt</b>	<b>5200</b>									0
424	<b>Debt Service - Payments of Principal on Long-Term Debt <sup>15</sup> (Lease/Purchase Principal Retired) <i>(Describe &amp; Itemize)</i></b>	<b>5300</b>									0
425	<b>Debt Service - Other <i>(Describe &amp; Itemize)</i></b>	<b>5400</b>									0
426	<b>Total Debt Service</b>	<b>5000</b>			0			0			0
427	<b>PROVISION FOR CONTINGENCIES (TF)</b>	<b>6000</b>									0
428	<b>Total Direct Disbursements/Expenditures</b>		0	0	0	0	0	0	0	0	0
429	<b>Excess (Deficiency) of Receipts/Revenues Over Disbursements/Expenditures</b>										0
430											
431	<b>90 - FIRE PREVENTION &amp; SAFETY FUND (FP&amp;S)</b>										
432	<b>SUPPORT SERVICES (FP&amp;S)</b>	<b>2000</b>									
433	<b>Support Services - Business</b>	<b>2500</b>									
434	Facilities Acquisition & Construction Services	2530									0
435	Operation & Maintenance of Plant Service	2540									0
436	<b>Total Support Services - Business</b>	<b>2500</b>	0	0	0	0	0	0	0		0
437	<b>Other Support Services - Misc. <i>(Describe &amp; Itemize)</i></b>	<b>2900</b>									0
438	<b>Total Support Services</b>	<b>2000</b>	0	0	0	0	0	0	0		0
439	<b>PAYMENTS TO OTHER DISTRICTS &amp; GOVT UNITS (FP&amp;S)</b>	<b>4000</b>									
440	Payments to Regular Programs	4110									0
441	Payments to Special Education Programs	4120									0
442	Other Payments to In-State Govt Units - Programs <i>(Describe &amp; Itemize)</i>	4190									0
443	<b>Total Payments to Other Districts &amp; Govt Units (FPS)</b>	<b>4000</b>						0			0
444	<b>DEBT SERVICE (FP&amp;S)</b>	<b>5000</b>									
445	<b>Debt Service - Interest on Short-Term Debt</b>	<b>5100</b>									
446	Tax Anticipation Warrants	5110									0
447	Other Interest on Short-Term Debt <i>(Describe &amp; Itemize)</i>	5150									0
448	<b>Total Debt Service - Interest on Short-Term Debt</b>	<b>5100</b>						0			0
449	<b>Debt Service - Interest on Long-Term Debt</b>	<b>5200</b>									0
450	<b>Debt Service - Payments of Principal on Long-Term Debt <sup>15</sup> (Lease/Purchase Principal Retired) <i>(Describe &amp; Itemize)</i></b>	<b>5300</b>									0

	A	B	C	D	E	F	G	H	I	J	K
1	Description: Enter Whole Numbers Only	Funct #	(100) Salaries	(200) Employee Benefits	(300) Purchased Services	(400) Supplies & Materials	(500) Capital Outlay	(600) Other Objects	(700) Non-Capitalized Equipment	(800) Termination Benefits	(900) Total
451	Total Debt Service	5000						0			0
452	PROVISIONS FOR CONTINGENCIES (FP&S)	6000									0
453	Total Direct Disbursements/Expenditures		0	0	0	0	0	0	0		0
454	Excess (Deficiency) of Receipts/Revenues Over Disbursements/Expenditures										0



**To:** Dr. Megan Clarke, Superintendent  
**From:** Whitney Draegert, Director of Business and Operations/CSBO  
**Date:** June 18, 2026  
**Subject:** Designation of Depositories

**Recommendation to approve the Resolution Designating Depositories.**

**Financial Impact**

There is no direct financial impact associated with this approval.

**Background**

Illinois School Code (105 ILCS 5/8-7) requires the Board of Directors to designate the financial institutions that may serve as depositories for Cooperative funds. Designating approved depositories authorizes ELC to maintain deposit accounts and conduct financial transactions in accordance with applicable laws, Board policy, and fiscal management best practices.

The proposed resolution continues Old National Bank as ELC's designated depository and adds the Illinois School District Liquid Asset Fund Plus (ISDLAF+) and PTMA FinancialSolutions as approved investment providers. Currently, ELC conducts its banking and investment activities through Old National Bank. Adding ISDLAF+ and PTMA will allow ELC to explore additional investment options available to public entities, providing greater flexibility in managing cash reserves and maximizing investment earnings while maintaining appropriate safeguards.

ISDLAF+ and PTMA, formally PMA, are widely used and trusted by Illinois school districts, special education cooperatives, and Chief School Business Officials (CSBOs) throughout the state. These organizations specialize in serving public entities and provide investment options designed to align with the unique needs and legal requirements of school organizations.

Administration reviewed these organizations and determined that they meet the requirements of Board Policy 4:30, Revenue and Investments. Expanding ELC's approved investment providers supports the goals of preserving principal, maintaining liquidity for operational needs, earning a competitive return on available funds, and diversifying investments when appropriate.

**Recommendation**

Administration recommends approval of the Resolution Designating Depositories, which shall remain in effect until amended or rescinded by the Board of Directors.

RESOLUTION OF EXCEPTIONAL LEARNERS COLLABORATIVE, LAKE COUNTY, ILLINOIS  
DESIGNATING DEPOSITORIES FOR FUNDS IN CUSTODY OF BOARD OF EDUCATION  
TREASURER AND AUTHORIZING CERTAIN INVESTMENTS FROM TIME TO TIME

WHEREAS, pursuant to the terms of an Act of the General Assembly of the State of Illinois (Chapter 122, Section 8-7 of the 1973 Illinois Revised Statutes as amended), the Board of Education Treasurer may be required to keep all funds and money in his custody in such places of deposit as may be designated by Resolution.

NOW, THEREFORE, Be it Resolved by the President and Board of Education of Exceptional Learners Collaborative, Lake County, Illinois as follows:

Section 1: That the following banks/savings and loan be and are hereby designated, Subject to Section 2 of this Resolution, as depositories in which the funds and monies received by the Board of Education Treasurer, by virtue of his office, may be deposited:

Old National Bank  
1 Main Street  
Evansville, IN 47708

Illinois School District Liquid Asset Fund Plus (ISDLAF+)  
c/o PTMA Financial Solutions, LLC  
2135 CityGate Lane, 7th Floor  
Naperville, IL 60563

PTMA Financial Solutions, LLC  
2135 CityGate Lane, 7th Floor  
Naperville, IL 60563

Section 2: That said banks/savings and loan be and are hereby authorized to pay out the Funds of this Collaborative on deposit as aforesaid with it from time to time upon checks or other appropriate withdrawal documents drawn upon said depository and signed by the following officer:

The Board of Education Treasurer of the Collaborative

Section 3: That said banks/savings and loan herein designated as depositories shall, while acting as such depositories, furnish the Board of Education of the Collaborative with copies of all sworn statements of the resources and liabilities which such banks/savings and loan are required to furnish to the Commissioner of Banks and Trust Companies or to the Comptroller of Currency.

Section 4: That such funds or monies deposited in said banks/savings and loan herein Designated as depositories shall not exceed seventy-five (75) percent of the capital stock and surplus of such banks/savings and loan and the aforesaid Board of Education Treasurer shall not be discharged from responsibility for any such funds or monies deposited in said bank in excess of such limitation.

Section 5: That the Board of Education of this Collaborative, as the date of the adoption of this Resolution, has received a copy of the last sworn statements of resources and liabilities which the said banks/savings and loan are required to furnish to the Commissioner of Banks and Trust Companies or the Comptroller of Currency.

Section 6: That the below listed name is the person respectively holding the below designated office as of the date of the adoption of this Resolution and signature appearing below is the genuine signature of that office:

Board of Education Treasurer: Sean P Carney

Section 7: That the Secretary of this Board of Education shall file with said banks/savings and loan a certified copy of this Resolution and shall also file with the aforesaid banks/savings and loan a certified statement of the person from time to time holding the office of Board of Education Treasurer in the event that there is a change of the person holding the aforesaid office.

Section 8: That the Board of Education Treasurer of the Collaborative is authorized and directed to invest from time to time such investments as are designated by the President and Board of Education of this Collaborative and are authorized by the laws of the State of Illinois, as amended, from time to time, such portions of the monies of this Collaborative which shall be found, from time to time, by the President and Board of Education not to be required for expenditure within thirty (30) days from and after the date of the investment thereof. The Treasurer is authorized to use the services of listed investment advisory services to assist in the placement of investments as authorized. The Treasurer is also authorized to transfer any interest earnings from said investments, from a fund earning the interest to any other fund so established by the Board of Education.

Section 9: That all payments received as to principal, interest, or otherwise, derived from any investments authorized by Section 8 of this Resolution, shall be credited by the Treasurer to the particular fund of this Collaborative for which such investments were purchased, or as otherwise directed by the Board of Education.

Section 10: That any Resolution in conflict herewith is hereby repealed.

Section 11: This Resolution shall be in full force and effect and binding upon the Collaborative until it shall have been repealed, and written notice of such repeal shall be delivered to the said banks.

ADOPTED this 18th day of June, 2026, by the following roll call vote:

AYES:

NAYS:

ABSENT:

\_\_\_\_\_  
President, Board of Education

\_\_\_\_\_  
Secretary, Board of Education

STATE OF ILLINOIS)

County of LAKE)

SECRETARY'S  
CERTIFICATE

I, Maria Peterson, the duly qualified and acting Secretary of the Board of Education of Exceptional Learners Collaborative, Lake County, Illinois, do hereby certify that attached hereto is a true and correct copy of a Resolution entitled.

I do further certify that a quorum of said Board of Education was present at the said Meeting.

IN WITNESS WHEREOF, I have hereunto set my hand this 18<sup>th</sup> day of June, 2026.

---

Secretary, Board of Education

**Resolution Appointing School Treasurer**

**WHEREAS**, pursuant to the School Code (105 ILCS 5/5-1), the Board of Education may appoint a non-School Board Member to Serve as School Treasurer; and,

**WHEREAS**, the Board of Education has determined that the responsibilities of “School Treasurer” shall be met by the Director of Business and Operations/CSBO.

**NOW, THEREFORE**, Be It Resolved by the Board of Education of School District No. 801, Lake County, Illinois, that Whitney Draegert be appointed as School Treasurer effective July 1, 2026.

Member \_\_\_\_\_ moved and Member \_\_\_\_\_ seconded the motion that said resolution as presented and read by title be adopted.

After a full and complete discussion thereof, the President directed the Secretary to call the roll for a vote upon the motion to adopt said resolution.

Upon the roll being called, the members voted as follows:

AYE: \_\_\_\_\_

NAY: \_\_\_\_\_

ABSENT/ABSTAIN: \_\_\_\_\_

Whereupon the President declared the motion carried and said resolution adopted June 18, 2026.

BOARD OF EDUCATION OF EXCEPTIONAL  
LEARNERS COLLABORATIVE 801  
SCHOOL DISTRICT NO. 801  
LAKE COUNTY, ILLINOIS

By: \_\_\_\_\_ (Board President)

Attest: \_\_\_\_\_ (Board Secretary)

STATE OF ILLINOIS    )  
                                  ) SS  
COUNTY OF LAKE)

**CERTIFICATION OF RESOLUTION**

I, the undersigned, do hereby certify that I am the duly qualified and acting Secretary of the Board of Education (the “Board”) of Exceptional Learners Collaborative School District No. 801, Lake County, Illinois (the “District”), and that as such official I am the keeper of the records and files of the Board.

I do further certify that the foregoing is a full, true and complete copy of a resolution entitled:

**APPOINTMENT OF SCHOOL TREASURER**

Which resolution was adopted at a meeting of the Board held on the 18th day of June 2026.

I do further certify that the deliberations of the Board on the adoption of said resolution were conducted openly, that the vote on the adoption of said resolution was taken openly, that said meeting was held at a specified time and place convenient to the public, that notice of said meeting was duly given to all of the news media requesting such notice, that said meeting was called and held in strict compliance with the provisions of the *Open Meetings Act* of the State of Illinois, as amended, the *School Code* of the State of Illinois, as amended and that the Board has complied with all the provisions of said Acts and said Codes and with all of the procedural rules of the Board.

IN WITNESS WHEREOF, I hereunto affix my official signature this 18th day of June 2026.

\_\_\_\_\_  
Secretary, Board of Education  
Exceptional Learners Collaborative #801



**To:** Dr. Megan Clarke, Superintendent

**From:** Whitney Draeger, Director of Business and Operations/CSBO

**Date:** June 18, 2026

**Subject:** 2026-2027 Approval to Obtain Treasurer's Surety Bond

**Recommendation to formally approve the authorization to obtain the Treasurer's Surety Bond.**

### **Financial Impact**

The Treasurer's Surety Bonds cost is estimated at approximately \$5,000.

### **Background**

A treasurer's surety bond is a standard financial best practice that helps ensure the District's funds are protected and managed responsibly. Required under Illinois School Code, the bond provides an added layer of security by guaranteeing the faithful performance of the treasurer's duties and reinforcing the District's strong internal controls and commitment to sound financial stewardship.

The District's bond coverage is established at 20% of the estimated highest value of total cash, investments, and other assets held in the treasurer's custody during the fiscal year. Based on current projections, the estimated highest value of these assets for the Exceptional Learners Collaborative is approximately \$22-25 million, resulting in a recommended surety bond amount of \$5 million.

Maintaining a surety bond provides assurance to member districts, stakeholders, and the community that appropriate safeguards are in place to protect public funds. Historically, the cost of this coverage has averaged approximately \$1,000 annually for each \$1 million of bond coverage. Based on a \$5 million bond, the estimated annual premium would be approximately \$5,000; however, actual costs may vary depending on market conditions and the District's insurance provider.

Upon Board approval to obtain the bond, the District will be able to determine the final premium amount.

### **Recommendation**

In accordance with the Illinois School Code, it is recommended that the Board approve the authorization to obtain the Treasurer's surety bond for the 2026–2027 fiscal year.



**To:** Dr. Megan Clarke, Superintendent

**From:** Whitney Draegert, Director of Business and Operations/CSBO

**Date:** June 18, 2026

**Subject:** Approve 2026-2027 Intergovernmental Custodial and Maintenance Service Agreement with Stevenson High School District 125

**Recommendation approve 2026-2027 Intergovernmental Custodial and Maintenance Service Agreement with Stevenson High School District 125**

**Financial Impact**

This would be an increase of \$18,000 annually (\$1,500 per month) to the current arrangement.

**Background**

Stevenson currently provides custodial services to ELC through an existing arrangement consisting of one (1.0) FTE custodian assigned to ELC and two (2.0) FTE custodians assigned to ELC West. These custodial services support the day-to-day cleanliness, sanitation, and upkeep of ELC facilities, helping to maintain safe and welcoming environments for students, staff, and visitors.

As part of its ongoing efforts to maintain safe, functional, and well-maintained facilities, ELC is looking to expand its existing services with Stevenson to include maintenance support. Under the proposed agreement, Stevenson will provide maintenance services for routine facility needs, repairs, preventative maintenance, and other building-related support as needed. The annual cost for maintenance services will be \$18,000, plus the cost of any materials, supplies, or contracted services necessary to complete the work if paid for by Stevenson on ELC's behalf.

As ELC expands the scope of services to include maintenance support, the parties are taking the opportunity to formally memorialize the existing custodial services arrangement through an Intergovernmental Agreement. Establishing a formal agreement will clearly define the responsibilities of each party, provide a framework for the continued delivery of custodial and maintenance services, and promote operational efficiencies through a collaborative partnership between ELC and Stevenson.

**Recommendation**

Administration recommends approval of the 2026-2027 Intergovernmental Custodial and Maintenance Service Agreement with Stevenson High School District 125 to formalize the existing custodial services arrangement and expand services to include maintenance support. The agreement provides a clear framework for facility services while promoting operational efficiency and effective use of resources.



## **INTERGOVERNMENTAL CUSTODIAL AND MAINTENANCE SERVICES AGREEMENT**

Between

Adlai E. Stevenson High School District 125

and

Exceptional Learners Collaborative

WHEREAS, the Exceptional Learners Collaborative ("ELC") is an Illinois educational cooperative organized to provide specialized educational programs and services to students with disabilities and other unique learning needs; and

WHEREAS, Adlai E. Stevenson High School District 125 ("Stevenson") is an Illinois school district organized and existing under the laws of the State of Illinois; and

WHEREAS, ELC operates educational facilities that require custodial and maintenance services to ensure safe, clean, secure, and properly maintained environments for students, staff, and visitors; and

WHEREAS, Stevenson, through their contract with Sodexo, possesses the personnel, expertise, systems, and operational capacity necessary to provide such custodial and maintenance services efficiently and effectively; and

WHEREAS, the parties desire to promote operational efficiencies, maximize public resources, and provide high-quality facility services through a cooperative arrangement that benefits both organizations; and

WHEREAS, Article VII, Section 10 of the Illinois Constitution of 1970 authorizes units of local government and school districts to contract and otherwise associate among themselves in any manner not prohibited by law or ordinance; and

WHEREAS, the Illinois Intergovernmental Cooperation Act, 5 ILCS 220/1 et seq., authorizes public agencies to exercise, combine, transfer, and share powers, privileges, functions, and authority through intergovernmental agreements in order to provide services and facilities in a manner that best serves the public interest; and

WHEREAS, ELC and Stevenson are each "public agencies" as defined by the Illinois Intergovernmental Cooperation Act and are authorized to enter into agreements for the joint exercise and performance of governmental services and functions; and

WHEREAS, the governing boards of the parties have determined that entering into this Agreement serves a public purpose, promotes efficiency in governmental operations, and is in the best interests of the students, staff, and communities served by both organizations;



NOW, THEREFORE, in consideration of the mutual covenants and promises contained herein, and pursuant to the authority granted by the Illinois Constitution and the Illinois Intergovernmental Cooperation Act, the parties agree as follows:

1. Term

The Agreement shall be effective July 1 through June 30 of each fiscal year and may be renewed annually upon mutual written agreement of the parties.

2. Services

Stevenson shall provide custodial and maintenance services consisting of one (1.0) FTE custodian assigned to ELC, two (2.0) FTE custodians assigned to ELC West, and one-half (0.5) FTE maintenance technician.

3. FMX System

All custodial and maintenance requests shall be submitted and tracked through Stevenson's FMX work order system. FMX shall serve as the official system for documenting requests, assignments, completion dates, and service history.

4. Point of Contact

Stevenson shall designate a Facilities Department representative as ELC's primary point of contact for all custodial and maintenance matters.

5. Compensation

For custodial services, ELC shall reimburse Stevenson for the actual cost of salaries, wages, employee benefits, payroll taxes, supplies, equipment, training, and other direct costs incurred in providing custodial services under this Agreement. Such costs shall be calculated annually based on actual expenditures and may increase or decrease from year to year.

For maintenance services, ELC shall reimburse Stevenson a fixed annual amount of \$18,000, payable in monthly installments of \$1,500, for maintenance labor. The maintenance labor fee shall be reviewed annually by the parties and may be adjusted by mutual agreement to reflect changes in staffing, compensation, service levels, or other relevant costs. ELC shall also reimburse Stevenson for the actual cost of materials, supplies, and any contracted services necessary to perform maintenance work.

No administrative fee, overhead charge, or profit margin shall be assessed under this Agreement.



## 6. Billing

Stevenson shall provide periodic invoices and an annual reconciliation of actual costs. Payment shall be due within thirty (30) days.

## 7. Personnel

All personnel assigned under this Agreement shall remain employees of Sodexo assigned to Stevenson. Sodexo shall retain responsibility for hiring, supervision, evaluation, compensation, benefits, and labor relations.

## 8. Insurance and Liability

Each party shall maintain insurance coverage or participate in risk management programs sufficient to cover its obligations and shall remain responsible for the acts and omissions of its employees.

## 9. Hold Harmless

To the extent permitted by law, each party agrees to be responsible for the negligent acts and omissions of its own officers, employees, agents, contractors, and representatives in connection with the performance of this Agreement.

ELC agrees to defend, indemnify, and hold harmless Stevenson, its Board of Education, officers, employees, and agents from and against any claims, damages, losses, liabilities, costs, or expenses arising out of or resulting from the negligent acts or omissions of ELC, its officers, employees, agents, contractors, or representatives.

Stevenson agrees to defend, indemnify, and hold harmless ELC, its governing board, officers, employees, and agents from and against any claims, damages, losses, liabilities, costs, or expenses arising out of or resulting from the negligent acts or omissions of Stevenson, its officers, employees, agents, contractors, or representatives.

Nothing contained in this Agreement shall be construed as a waiver of any immunities, defenses, limitations of liability, or protections afforded to either party under the Illinois Local Governmental and Governmental Employees Tort Immunity Act (745 ILCS 10/1-101 et seq.), the Illinois Court of Claims Act, sovereign immunity principles, or any other applicable federal or state law. Each party expressly reserves all rights, defenses, and immunities available under applicable law.



The obligations set forth in this Section shall survive the termination or expiration of this Agreement.

10. Termination

Either party may terminate this Agreement upon ninety (90) days written notice.

11. Entire Agreement

This document constitutes the entire agreement between the parties

Signatures

EXCEPTIONAL LEARNERS COLLABORATIVE

By: \_\_\_\_\_

Title: \_\_\_\_\_

Date: \_\_\_\_\_

ADLAI E. STEVENSON HIGH SCHOOL DISTRICT 125

By: \_\_\_\_\_

Title: \_\_\_\_\_

Date: \_\_\_\_\_

**Client Assignment Confirmation****Assignment Information****Client Facility Name:** ELC - West**Client Facility Address:** 960 Corporate Woods Parkway Vernon Hills IL 60061**Employee's Name:** Steven Wegner**Assignment Type:** Local**Professional Designation - Speciality:** Special Education Teacher (SPED) - School**Assignment Dates:** 05/28/2026 - 06/25/2026**Number of Weeks (duration):** 4.00**Shift:** 4 shifts per week / 7:30am - 1:30pm**Approved Time Off:** None at this time**Other Reimbursement/Bonus:****Guaranteed Hours:** 24.0 hours, unless Employee requests time off, for any reason, and does not make up hours during designated work week.**Guaranteed Hours Provision:** Guaranteed hours do not apply during holiday weeks or weeks when the school is not in full session due to any reason.**Cancellation Guarantee:** 30.0 days written cancellation notice.**Client's Float Policy:** Client may request Employee to float to other Client facilities located within 40 miles of the original location. Client will make every effort to staff Centra Employee exclusively in original location for the duration of the assignment.**Mileage Reimbursement:** If applicable, Client shall reimburse at the agreed upon contracted mileage rate for services between facilities or patients homes

**Client Assignment Confirmation**

**Bill Rate Information** (all rates are per hour, \$0 rates or if cell is empty indicates not applicable for this assignment)

<b>Orientation:</b>	\$0.00	<b>Orientation Hours:</b>	0.0 - Orientation may include treatment of patients.
<b>Regular Bill Rate:</b>	\$90.00	<b>Overtime:</b>	\$135.00
<b>Regular Weekday Night:</b>	\$0.00	<b>Holiday:</b>	\$135.00
<b>Regular Weekend Day:</b>	\$0.00	<b>Double:</b>	\$0.00
<b>Regular Weekend Evening:</b>	\$0.00	<b>On Call:</b>	\$0.00
<b>Regular Weekend Night:</b>	\$0.00	<b>Callback:</b>	\$0.00
		<b>Charge:</b>	\$0.00

**Net Payment Terms:** Net 30

If applicable, included in the hourly rate above are the costs involved related to the Assigned Employee's performance outside their area of their tax home. Of the amount due, 14% relates to your reimbursement of Centra for the Assigned Employee's meals and incidentals in accordance with GSA per diem rules.

I acknowledge receipt of this confirmation letter and agree to the above information as it pertains to this assignment.

**CLIENT:**

**Centra:**

Megan Clarke  
Print Name

Jessie Stauffer  
Print Name

Megan Clarke  
Signature of Acceptance

Jessie Stauffer  
Signature of Acceptance

05/21/2026  
Date

05/21/2026  
Date

[Click here to reject this offer](#)

1000 Corporate Drive, Suite 280, Fort Lauderdale, FL 33334 Phone: 954-636-2525 Fax: 800-436-1011  
[www.centrahealthcare.com](http://www.centrahealthcare.com)

## Checks Issued

Bank Account: AP						EXCEPTIONAL LEARNERS COLLABORATIVE		
Check Number	Name on Check	Run Description	Run Type	Check Type	Statement Date	Check Date	Cash Post Date	Amount
00013315	EXCEPTIONAL LEARNERS COLLABORATIVE	6W VENDOR LIABILITIES 05.08.26	R	R		05/08/2026	05/08/2026	105,175.55
00013316	ACCURATE BIOMETRICS, INC	AP 5.08.26 AG	R	R		05/08/2026	05/08/2026	467.75
00013317	PERSPECTIVES, LTD	AP 5.08.26 AG	R	R		05/08/2026	05/08/2026	416.64
00013318	AMAZON CAPITAL SERVICES	AP 5.08.26 AG	R	R		05/08/2026	05/08/2026	3,148.93
00013319	ANDERSON LOCK CO. LTD	AP 5.08.26 AG	R	R		05/08/2026	05/08/2026	1,017.97
00013320	ASPIRE CONSULTING INC	AP 5.08.26 AG	R	R		05/08/2026	05/08/2026	1,953.75
00013321	ELIZABETH AYERS	AP 5.08.26 AG	R	R		05/08/2026	05/08/2026	440.81
00013322	MARY BHARDWAJ	AP 5.08.26 AG	R	R		05/08/2026	05/08/2026	261.10
00013323	KATHARINE CASEY	AP 5.08.26 AG	R	R		05/08/2026	05/08/2026	900.00
00013324	CINTAS CORPORATION	AP 5.08.26 AG	R	R		05/08/2026	05/08/2026	882.00
00013325	COMCAST BUSINESS	AP 5.08.26 AG	R	R		05/08/2026	05/08/2026	1,624.96
00013326	CORPORATE WOODS ASSOCIATES LLC	AP 5.08.26 AG	R	R		05/08/2026	05/08/2026	14,775.45
00013327	CORPORATE WOODS ASSOCIATES LLC	AP 5.08.26 AG	R	R		05/08/2026	05/08/2026	19,705.07
00013328	ECOLAB	AP 5.08.26 AG	R	R		05/08/2026	05/08/2026	290.63
00013329	FIRST STUDENT INC	AP 5.08.26 AG	R	R		05/08/2026	05/08/2026	404.70
00013330	CORI M GILBERT	AP 5.08.26 AG	R	R		05/08/2026	05/08/2026	43.50
00013331	MATTHEW J GLOWACKI	AP 5.08.26 AG	R	R		05/08/2026	05/08/2026	84.80
00013332	ILLINOIS ASSOC OF SCHOOL BOARDS	AP 5.08.26 AG	R	R		05/08/2026	05/08/2026	6,150.00
00013333	LANGUAGE LINE SERVICES, INC	AP 5.08.26 AG	R	R		05/08/2026	05/08/2026	122.78
00013334	MAKING LEMONADE INC	AP 5.08.26 AG	R	R		05/08/2026	05/08/2026	4,250.00
00013335	PRENTKE ROMICH COMPANY	AP 5.08.26 AG	R	R		05/08/2026	05/08/2026	239.99
00013336	ROBBINS SCHWARTZ	AP 5.08.26 AG	R	R		05/08/2026	05/08/2026	1,937.50
00013337	SOLIAANT HEALTH	AP 5.08.26 AG	R	R		05/08/2026	05/08/2026	5,670.00
00013338	SUNBELT STAFFING	AP 5.08.26 AG	R	R		05/08/2026	05/08/2026	4,021.20
00013339	TALK WITH ME SLP PC	AP 5.08.26 AG	R	R		05/08/2026	05/08/2026	2,350.00
00013340	TRANSLATION TODAY NETWORK, INC	AP 5.08.26 AG	R	R		05/08/2026	05/08/2026	818.05
00013341	UNC TEACCH AUTISM PROGRAM	AP 5.08.26 AG	R	R		05/08/2026	05/08/2026	7,250.60

## Checks Issued

Bank Account: AP						EXCEPTIONAL LEARNERS COLLABORATIVE		
Check Number	Name on Check	Run Description	Run Type	Check Type	Statement Date	Check Date	Cash Post Date	Amount
00013342	VERIFENT	AP 5.08.26 AG	R	R		05/08/2026	05/08/2026	500.00
00013343	VERNON HILLS PARK DISTRICT	AP 5.08.26 AG	R	R		05/08/2026	05/08/2026	174.00
00013344	WEX BANK	AP 5.08.26 AG	R	R		05/08/2026	05/08/2026	274.92
00013345	EXCEPTIONAL LEARNERS COLLABORATIVE	6X VENDOR LIABILITIES 05.22.26	R	R		05/22/2026	05/22/2026	104,406.37
00013346	ADLAI E. STEVENSON HIGH SCHOOL	AP 5.22.26 AG	R	R		05/22/2026	05/22/2026	26,024.00
00013347	AMERICAN TAXI DISPATCH INC	AP 5.22.26 AG	R	R		05/22/2026	05/22/2026	1,521.00
00013348	AT&T	AP 5.22.26 AG	R	R		05/22/2026	05/22/2026	1,598.49
00013349	BUILD CORPS, INC	AP 5.22.26 AG	R	R		05/22/2026	05/22/2026	3,731.00
00013350	CANON FINANCIAL SERVICES, INC	AP 5.22.26 AG	R	R		05/22/2026	05/22/2026	2,428.27
00013351	CINTAS CORPORATION	AP 5.22.26 AG	R	R		05/22/2026	05/22/2026	196.10
00013352	COMED	AP 5.22.26 AG	R	R		05/22/2026	05/22/2026	850.32
00013353	COMED	AP 5.22.26 AG	R	R		05/22/2026	05/22/2026	771.74
00013354	COMED	AP 5.22.26 AG	R	R		05/22/2026	05/22/2026	212.68
00013355	CORPORATE WELLNESS PARTNERS LLC	AP 5.22.26 AG	R	R		05/22/2026	05/22/2026	1,085.00
00013356	CRISIS PREVENTION INSTITUTE	AP 5.22.26 AG	R	R		05/22/2026	05/22/2026	6,286.80
00013357	PEGGY S EICHHORST	AP 5.22.26 AG	R	R		05/22/2026	05/22/2026	828.32
00013358	EMS LINQ INC	AP 5.22.26 AG	R	R		05/22/2026	05/22/2026	5,560.14
00013359	FIRST STUDENT INC	AP 5.22.26 AG	R	R		05/22/2026	05/22/2026	237.33
00013360	MELANIE GENTILE	AP 5.22.26 AG	R	R		05/22/2026	05/22/2026	220.98
00013361	HODGES LOIZZI EISENHAMMER	AP 5.22.26 AG	R	R		05/22/2026	05/22/2026	511.98
00013362	REJANI M JOSEPH	AP 5.22.26 AG	R	R		05/22/2026	05/22/2026	48.58
00013363	MILAGROS A MENDEZ VARGAS	AP 5.22.26 AG	R	R		05/22/2026	05/22/2026	121.63
00013364	NEXTIVA INC	AP 5.22.26 AG	R	R		05/22/2026	05/22/2026	1,155.08
00013365	NIHIP	AP 5.22.26 AG	R	R		05/22/2026	05/22/2026	210,097.14
00013366	NORTH SHORE GAS	AP 5.22.26 AG	R	R		05/22/2026	05/22/2026	310.60
00013367	NORTH SHORE GAS	AP 5.22.26 AG	R	R		05/22/2026	05/22/2026	359.34
00013368	RED ROVER TECHNOLOGIES LLC	AP 5.22.26 AG	R	R		05/22/2026	05/22/2026	1,200.00

## Checks Issued

Bank Account: AP		EXCEPTIONAL LEARNERS COLLABORATIVE						
Check Number	Name on Check	Run Description	Run Type	Check Type	Statement Date	Check Date	Cash Post Date	Amount
00013369	JENNIFER M RIVERA	AP 5.22.26 AG	R	R		05/22/2026	05/22/2026	32.34
00013370	JOANNA ROBBINS	AP 5.22.26 AG	R	R		05/22/2026	05/22/2026	205.11
00013371	SKYWARD USER'S GROUP, NFP	AP 5.22.26 AG	R	R		05/22/2026	05/22/2026	400.00
00013372	SOLIANT HEALTH	AP 5.22.26 AG	R	R		05/22/2026	05/22/2026	5,310.00
00013373	MEGAN C SOWLE	AP 5.22.26 AG	R	R		05/22/2026	05/22/2026	33.50
00013374	MELISSA E STANLEY	AP 5.22.26 AG	R	R		05/22/2026	05/22/2026	900.00
00013375	SUN LIFE FINANCIAL	AP 5.22.26 AG	R	R		05/22/2026	05/22/2026	3,680.11
00013376	SUNBELT STAFFING	AP 5.22.26 AG	R	R		05/22/2026	05/22/2026	4,281.00
00013377	VERIZON WIRELESS	AP 5.22.26 AG	R	R		05/22/2026	05/22/2026	352.10
00013378	WASTE MANAGEMENT SERVICES	AP 5.22.26 AG	R	R		05/22/2026	05/22/2026	1,448.44
00013379	KELLY A WILBOR	AP 5.22.26 AG	R	R		05/22/2026	05/22/2026	78.45
8000000899	ELC for EMPLOYEE BENEFITS CORPORATION	6W VENDOR LIABILITIES 05. 08.26	R	W		05/08/2026	05/08/2026	5,830.66
8000000900	EQUITABLE EQUI-VEST	6W VENDOR LIABILITIES 05. 08.26	R	W		05/08/2026	05/08/2026	7,821.38
8000000901	IRS - FICA	6W VENDOR LIABILITIES 05. 08.26	R	W		05/08/2026	05/08/2026	33,588.68
8000000902	IRS - MEDICARE	6W VENDOR LIABILITIES 05. 08.26	R	W		05/08/2026	05/08/2026	13,771.56
8000000903	IRS - TAX WITH	6W VENDOR LIABILITIES 05. 08.26	R	W		05/08/2026	05/08/2026	39,692.66
8000000904	PlanMember	6W VENDOR LIABILITIES 05. 08.26	R	W		05/08/2026	05/08/2026	6,001.29
8000000905	STATE OF IL DEPT OF REVENUE	6W VENDOR LIABILITIES 05. 08.26	R	W		05/08/2026	05/08/2026	20,270.23
8000000906	Teachers Health Insurance Security	6W VENDOR LIABILITIES 05. 08.26	R	W		05/08/2026	05/08/2026	3,426.04
8000000907	Teachers Retirement System	6W VENDOR LIABILITIES 05. 08.26	R	W		05/08/2026	05/08/2026	20,905.28
8000000908	VOYA INSTITUTIONAL TRUST COMPANY	6W VENDOR LIABILITIES 05. 08.26	R	W		05/08/2026	05/08/2026	3,658.50
8000000909	ELC for EMPLOYEE BENEFITS CORPORATION	6X VENDOR LIABILITIES 05. 22.26	R	W		05/22/2026	05/22/2026	5,789.00
8000000910	EQUITABLE EQUI-VEST	6X VENDOR LIABILITIES 05. 22.26	R	W		05/22/2026	05/22/2026	8,321.38

## Checks Issued

Bank Account: AP						EXCEPTIONAL LEARNERS COLLABORATIVE		
Check Number	Name on Check	Run Description	Run Type	Check Type	Statement Date	Check Date	Cash Post Date	Amount
8000000911	ILLINOIS MUNICIPAL RETIREMENT FUND	6X VENDOR LIABILITIES 05.22.26	R	W		05/22/2026	05/22/2026	64,048.42
8000000912	IRS - FICA	6X VENDOR LIABILITIES 05.22.26	R	W		05/22/2026	05/22/2026	32,902.82
8000000913	IRS - MEDICARE	6X VENDOR LIABILITIES 05.22.26	R	W		05/22/2026	05/22/2026	13,621.28
8000000914	IRS - TAX WITH	6X VENDOR LIABILITIES 05.22.26	R	W		05/22/2026	05/22/2026	39,238.52
8000000915	PlanMember	6X VENDOR LIABILITIES 05.22.26	R	W		05/22/2026	05/22/2026	5,101.29
8000000916	STATE OF IL DEPT OF REVENUE	6X VENDOR LIABILITIES 05.22.26	R	W		05/22/2026	05/22/2026	20,069.56
8000000917	Teachers Health Insurance Security	6X VENDOR LIABILITIES 05.22.26	R	W		05/22/2026	05/22/2026	3,432.68
8000000918	Teachers Retirement System	6X VENDOR LIABILITIES 05.22.26	R	W		05/22/2026	05/22/2026	20,945.96
8000000919	VOYA INSTITUTIONAL TRUST COMPANY	6X VENDOR LIABILITIES 05.22.26	R	W		05/22/2026	05/22/2026	3,652.12
8000000920	WISCONSIN DEPT OF REVENUE	6X VENDOR LIABILITIES 05.22.26	R	W		05/22/2026	05/22/2026	881.64
<b>Grand Totals: 87 Total Checks</b>								<b>944,807.54</b>

## Payroll Summaries

Check Date: 4/1/2026 - 4/30/2026

EXCEPTIONAL LEARNERS COLLABORATIVE

Payroll Run	Pay Gross	Fed Gross	Fed Tax	State Gross	State Tax	SS Gross	SS Tax	Med Gross	Med Tax
4/10/26 - 6U BI-WEEKLY	503,737.63	436,837.69	40,796.01	436,837.69	21,026.87	269,215.36	16,691.34	482,392.23	6,994.67
4/24/26 - 6V BI-WEEKLY	493,483.23	427,164.36	38,750.27	427,164.36	20,581.41	268,383.60	16,639.80	471,723.17	6,839.93
<b>Totals:</b>	<b>997,220.86</b>	<b>864,002.05</b>	<b>79,546.28</b>	<b>864,002.05</b>	<b>41,608.28</b>	<b>537,598.96</b>	<b>33,331.14</b>	<b>954,115.40</b>	<b>13,834.60</b>

**Services Sold to Nonmember Districts  
ELC Contractual - Revenue / Expenses / Profit  
(July 2025-June 2026)**

**REVENUE**

Nonmember Services Revenue Allocation	July Services Revenue	August Services Revenue	September Services Revenue	October Services Revenue	November Services Revenue	December Services Revenue	January Services Revenue	February Services Revenue	March Services Revenue	April Services Revenue	May Services Revenue	June Services Revenue	Total Services Revenue
Nonmember	914.75	237,429.71	236,608.41	236,736.62	236,511.95	235,862.70	248,912.28	247,554.10	236,281.77	227,312.07	224,900.10	0.00	2,369,024.46
D96	0.00	0.00	0.00	0.00	0.00	0.00	0.00	0.00	0.00	0.00	0.00	0.00	0.00
D125	0.00	0.00	0.00	0.00	0.00	0.00	0.00	0.00	0.00	0.00	0.00	0.00	0.00
D103	0.00	0.00	0.00	0.00	0.00	0.00	0.00	0.00	0.00	0.00	0.00	0.00	0.00
<b>Total</b>	<b>914.75</b>	<b>237,429.71</b>	<b>236,608.41</b>	<b>236,736.62</b>	<b>236,511.95</b>	<b>235,862.70</b>	<b>248,912.28</b>	<b>247,554.10</b>	<b>236,281.77</b>	<b>227,312.07</b>	<b>224,900.10</b>	<b>0.00</b>	<b>2,369,024.46</b>

**EXPENSES BY DISTRICT**

Nonmember Services Expenses Allocation	July Services Expenses	August Services Expenses	September Services Expenses	October Services Expenses	November Services Expenses	December Services Expenses	January Services Expenses	February Services Expenses	March Services Expenses	April Services Expenses	May Services Expenses	June Services Expenses	Total Services Expenses
Nonmember	12,859.51	167,453.63	171,396.51	171,426.50	171,021.46	170,375.33	179,182.12	178,106.07	172,189.12	163,855.20	161,397.81	0.00	1,719,263.21
D96	0.00	0.00	0.00	0.00	0.00	0.00	0.00	0.00	0.00	0.00	0.00	0.00	0.00
D125	0.00	0.00	0.00	0.00	0.00	0.00	0.00	0.00	0.00	0.00	0.00	0.00	0.00
D103	0.00	0.00	0.00	0.00	0.00	0.00	0.00	0.00	0.00	0.00	0.00	0.00	0.00
<b>Total</b>	<b>12,859.51</b>	<b>167,453.63</b>	<b>171,396.51</b>	<b>171,426.50</b>	<b>171,021.46</b>	<b>170,375.33</b>	<b>179,182.12</b>	<b>178,106.07</b>	<b>172,189.12</b>	<b>163,855.20</b>	<b>161,397.81</b>	<b>0.00</b>	<b>1,719,263.21</b>

**PROFIT**

Nonmember Profit Allocation to Member Districts*	July Services Profit	August Services Profit	September Services Profit	October Services Profit	November Services Profit	December Services Profit	January Services Profit	February Services Profit	March Services Profit	April Services Profit	May Services Profit	June Services Profit	Total Nonmember Profit
D96 (19.12%)	-2,283.84	13,379.43	12,468.52	12,487.30	12,521.78	12,521.19	13,332.41	13,278.46	12,254.52	12,132.95	12,141.64	0.00	124,234.35
D125 (79.46%)	-9,491.30	55,603.00	51,817.38	51,895.42	52,038.75	52,036.27	55,407.59	55,183.41	50,928.02	50,422.83	50,458.92	0.00	516,300.29
D103 (1.42%)	-169.62	993.66	926.01	927.40	929.97	929.92	990.17	986.16	910.12	901.09	901.73	0.00	9,226.61
<b>Total</b>	<b>-11,944.76</b>	<b>69,976.08</b>	<b>65,211.90</b>	<b>65,310.12</b>	<b>65,490.49</b>	<b>65,487.37</b>	<b>69,730.16</b>	<b>69,448.03</b>	<b>64,092.65</b>	<b>63,456.87</b>	<b>63,502.29</b>	<b>0.00</b>	<b>649,761.25</b>

0.00

\*Estimated Profit Distribution based on Estimated Pre-Bill 2025/2026 Summary

**EXPENSES BY OBJECT**

Nonmember Services Expenses	July Services Expenses	August Services Expenses	September Services Expenses	October Services Expenses	November Services Expenses	December Services Expenses	January Services Expenses	February Services Expenses	March Services Expenses	April Services Expenses	May Services Expenses	June Services Expenses	Total Services Expenses
Nonmember Salary and Benefits	658.53	163,472.59	162,143.80	162,230.07	162,079.88	161,648.15	170,540.09	169,441.53	161,927.01	155,317.45	153,396.83	0.00	1,622,855.93
Curriculum Development – Non Member	0.00	0.00	0.00	0.00	0.00	0.00	0.00	0.00	0.00	0.00	0.00	0.00	0.00
IEP – Non-Member	0.00	180.06	0.00	0.00	0.00	0.00	0.00	0.00	0.00	0.00	0.00	0.00	180.06
Mentor/Jobalike Stipend - Non Member	0.00	0.00	0.00	0.00	0.00	0.00	0.00	0.00	0.00	0.00	0.00	0.00	0.00
Professional Development - Non Member	0.00	0.00	1,199.98	1,049.00	782.35	384.80	226.62	355.02	589.82	349.00	0.00	0.00	4,936.59
Purchased Services (SPED) – Non-Member	4,200.00	-4,200.00	51.75	0.00	0.00	0.00	0.00	155.25	51.75	0.00	0.00	0.00	258.75
Travel - Non Member	0.00	0.00	0.00	0.00	0.00	0.00	0.00	0.00	0.00	0.00	0.00	0.00	0.00
Translation Services - Non Member	0.00	0.00	0.00	0.00	0.00	0.00	0.00	0.00	0.00	0.00	0.00	0.00	0.00
Testing Materials - Non Member	0.00	0.00	0.00	0.00	0.00	45.55	160.72	100.00	1,553.61	187.77	0.00	0.00	2,047.65
Software - Non Member	0.00	0.00	0.00	0.00	0.00	0.00	215.00	0.00	0.00	0.00	0.00	0.00	215.00
Technology Supplies - Non Member	1,255.79	1,255.79	1,255.79	1,255.79	1,261.71	1,255.79	1,255.79	1,255.79	1,255.79	1,255.79	1,255.79	0.00	13,819.63
Dues - Non Member	0.00	0.00	0.00	90.00	105.00	249.00	0.00	0.00	0.00	0.00	0.00	0.00	444.00
General Supplies - Non Member	0.00	0.00	0.00	56.45	47.33	46.85	38.71	53.29	65.95	0.00	0.00	0.00	308.58
TRS Administrator (.5 FTE)	5,953.18	5,953.18	5,953.18	5,953.18	5,953.18	5,953.18	5,953.18	5,953.18	5,953.18	5,953.18	5,953.18	0.00	65,485.03
PAYROLL - Administrative Charge	792.00	792.00	792.00	792.00	792.00	792.00	792.00	792.00	792.00	792.00	792.00	0.00	8,712.00
<b>Total</b>	<b>12,859.51</b>	<b>167,453.63</b>	<b>171,396.51</b>	<b>171,426.50</b>	<b>171,021.46</b>	<b>170,375.33</b>	<b>179,182.12</b>	<b>178,106.07</b>	<b>172,189.12</b>	<b>163,855.20</b>	<b>161,397.81</b>	<b>0.00</b>	<b>1,719,263.21</b>

**Services Sold to Nonmember Districts  
District Contractual - Revenue / Expenses / Profit  
(July 2025-June 2026)**

**REVENUE**

<b>Base Services Sold Revenue Allocation</b>	<b>July Services Revenue</b>	<b>August Services Revenue</b>	<b>September Services Revenue</b>	<b>October Services Revenue</b>	<b>November Services Revenue</b>	<b>December Services Revenue</b>	<b>January Services Revenue</b>	<b>February Services Revenue</b>	<b>March Services Revenue</b>	<b>April Services Revenue</b>	<b>May Services Revenue</b>	<b>June Services Revenue</b>	<b>Total Services Revenue</b>
Base	0.00	71,299.17	76,277.35	81,001.53	73,882.22	73,184.97	75,361.45	75,764.17	76,876.29	79,884.40	75,233.07	0.00	<b>758,764.62</b>
D96	0.00	0.00	0.00	0.00	0.00	0.00	0.00	0.00	0.00	0.00	0.00	0.00	<b>0.00</b>
D125	0.00	0.00	0.00	0.00	0.00	0.00	0.00	30.24	352.80	716.80	0.00	0.00	<b>1,099.84</b>
D103	0.00	0.00	0.00	0.00	0.00	0.00	0.00	0.00	0.00	0.00	0.00	0.00	<b>0.00</b>
<b>Total</b>	<b>0.00</b>	<b>71,299.17</b>	<b>76,277.35</b>	<b>81,001.53</b>	<b>73,882.22</b>	<b>73,184.97</b>	<b>75,361.45</b>	<b>75,794.41</b>	<b>77,229.09</b>	<b>80,601.20</b>	<b>75,233.07</b>	<b>0.00</b>	<b>759,864.46</b>

**EXPENSES BY DISTRICT**


<b>Base Services Expenses Allocation</b>	<b>July Services Expenses</b>	<b>August Services Expenses</b>	<b>September Services Expenses</b>	<b>October Services Expenses</b>	<b>November Services Expenses</b>	<b>December Services Expenses</b>	<b>January Services Expenses</b>	<b>February Services Expenses</b>	<b>March Services Expenses</b>	<b>April Services Expenses</b>	<b>May Services Expenses</b>	<b>June Services Expenses</b>	<b>Total Services Expenses</b>
Base Salary and Benefits	0.00	48,859.16	50,501.20	52,627.50	50,173.91	49,656.73	50,026.84	50,930.70	50,844.21	52,153.45	51,491.90	0.00	<b>507,265.60</b>
D96	0.00	0.00	0.00	0.00	0.00	0.00	0.00	0.00	0.00	0.00	0.00	0.00	<b>0.00</b>
D125	0.00	0.00	0.00	0.00	0.00	0.00	0.00	20.31	237.01	481.54	0.00	0.00	<b>738.86</b>
D103	0.00	0.00	0.00	0.00	0.00	0.00	0.00	0.00	0.00	0.00	0.00	0.00	<b>0.00</b>
<b>Total</b>	<b>0.00</b>	<b>48,859.16</b>	<b>50,501.20</b>	<b>52,627.50</b>	<b>50,173.91</b>	<b>49,656.73</b>	<b>50,026.84</b>	<b>50,951.01</b>	<b>51,081.22</b>	<b>52,634.99</b>	<b>51,491.90</b>	<b>0.00</b>	<b>508,004.46</b>

**PROFIT**

<b>Base Profit Allocation to Member Districts*</b>	<b>July Services Profit</b>	<b>August Services Profit</b>	<b>September Services Profit</b>	<b>October Services Profit</b>	<b>November Services Profit</b>	<b>December Services Profit</b>	<b>January Services Profit</b>	<b>February Services Profit</b>	<b>March Services Profit</b>	<b>April Services Profit</b>	<b>May Services Profit</b>	<b>June Services Profit</b>	<b>Total Base Profit</b>
D96 (19.12%)	0.00	4,290.53	4,928.40	5,425.11	4,533.03	4,498.60	4,843.98	4,750.06	4,999.47	5,347.14	4,539.31	0.00	<b>48,155.63</b>
D125 (79.46%)	0.00	17,830.83	20,481.73	22,546.00	18,838.62	18,695.54	20,130.88	19,740.57	20,777.10	22,221.95	18,864.73	0.00	<b>200,127.96</b>
D103 (1.42%)	0.00	318.65	366.02	402.91	336.66	334.10	359.75	352.78	371.30	397.12	337.12	0.00	<b>3,576.41</b>
<b>Total</b>	<b>0.00</b>	<b>22,440.01</b>	<b>25,776.15</b>	<b>28,374.03</b>	<b>23,708.31</b>	<b>23,528.24</b>	<b>25,334.61</b>	<b>24,843.40</b>	<b>26,147.87</b>	<b>27,966.21</b>	<b>23,741.17</b>	<b>0.00</b>	<b>251,860.00</b>

0.00

\*Estimated Profit Distribution based on Estimated Pre-Bill 2025/2026 Summary



## May 2026 Statement of Expenditure by Object

<u>Overhead by Object</u>	<u>Budget</u>		<u>MTD</u>		<u>YTD</u>		<u>Remaining Budget</u>	
100 Salaries	\$	2,395,563	\$	170,693	\$	2,015,469	\$	380,093
200 Benefits	\$	885,368	\$	67,084	\$	768,285	\$	117,083
300 Purchased Services	\$	676,362	\$	66,103	\$	615,140	\$	61,222
400 Supplies	\$	238,750	\$	8,386	\$	165,559	\$	73,191
500 Captial Outlay	\$	-	\$	-	\$	-	\$	-
600 Dues/Fees	\$	30,000	\$	1,100	\$	20,353	\$	9,647
700 Equipment	\$	132,000	\$	-	\$	51,917	\$	80,083
Grand Total	\$	4,358,042	\$	313,366	\$	3,636,722	\$	721,320

<u>D96 by Object</u>	<u>Budget</u>		<u>MTD</u>		<u>YTD</u>		<u>Remaining Budget</u>	
100 Salaries	\$	1,783,220	\$	129,773	\$	1,401,253	\$	381,967
200 Benefits	\$	402,370	\$	33,195	\$	328,329	\$	74,042
300 Purchased Services	\$	129,115	\$	12,850	\$	102,028	\$	27,087
400 Supplies	\$	27,200	\$	938	\$	18,274	\$	8,926
500 Captial Outlay	\$	-	\$	-	\$	-	\$	-
600 Dues/Fees	\$	3,000	\$	-	\$	3,238	\$	(238)
700 Equipment	\$	1,000	\$	-	\$	200	\$	800
Grand Total	\$	2,345,906	\$	176,756	\$	1,853,321	\$	492,584

<u>D103 by Object</u>		<u>Budget</u>	<u>MTD</u>	<u>YTD</u>	<u>Remaining Budget</u>
100	Salaries	\$ 68,087	\$ 3,884	\$ 42,157	\$ 25,930
200	Benefits	\$ 10,444	\$ 484	\$ 5,720	\$ 4,724
300	Purchased Services	\$ 57,100	\$ -	\$ 3,833	\$ 53,267
400	Supplies	\$ 11,750	\$ -	\$ 9,450	\$ 2,300
500	Capitall Outlay	\$ -	\$ -	\$ -	\$ -
600	Dues/Fees	\$ 250	\$ -	\$ 68	\$ 182
700	Equipment	\$ 500	\$ -	\$ -	\$ 500
Grand Total		\$ 148,130	\$ 4,368	\$ 61,228	\$ 86,903

<u>D125 by Object</u>		<u>Budget</u>	<u>MTD</u>	<u>YTD</u>	<u>Remaining Budget</u>
100	Salaries	\$ 3,647,795	\$ 277,154	\$ 3,068,375	\$ 579,420
200	Benefits	\$ 1,061,285	\$ 79,102	\$ 851,314	\$ 209,970
300	Purchased Services	\$ 179,630	\$ 2,126	\$ 26,618	\$ 153,012
400	Supplies	\$ 35,000	\$ 6,682	\$ 29,395	\$ 5,605
500	Capitall Outlay	\$ -	\$ -	\$ -	\$ -
600	Dues/Fees	\$ 16,000	\$ 1,751	\$ 18,733	\$ (2,733)
700	Equipment	\$ 2,000	\$ -	\$ -	\$ 2,000
Grand Total		\$ 4,941,709	\$ 366,814	\$ 3,994,434	\$ 947,276

<u>D114 by Object</u>		<u>Budget</u>	<u>MTD</u>	<u>YTD</u>	<u>Remaining Budget</u>
100	Salaries	\$ 726,128	\$ 55,856	\$ 601,620	\$ 124,508
200	Benefits	\$ 135,838	\$ 10,832	\$ 108,941	\$ 26,897
300	Purchased Services	\$ 4,517	\$ 52	\$ 905	\$ 3,612
400	Supplies	\$ 4,550	\$ -	\$ 3,070	\$ 1,480
500	Capitall Outlay	\$ -	\$ -	\$ -	\$ -
600	Dues/Fees	\$ 250	\$ -	\$ -	\$ 250
700	Equipment	\$ -	\$ -	\$ -	\$ -
Grand Total		\$ 871,283	\$ 66,740	\$ 714,537	\$ 156,747

<u>ELC West by Object</u>	<u>Budget</u>	<u>MTD</u>	<u>YTD</u>	<u>Remaining Budget</u>
---------------------------	---------------	------------	------------	-------------------------

100	Salaries	\$	3,093,110	\$	230,452	\$	2,519,920	\$	573,189
200	Benefits	\$	903,657	\$	65,728	\$	665,984	\$	237,672
300	Purchased Services	\$	412,763	\$	51,716	\$	406,706	\$	6,057
400	Supplies	\$	152,350	\$	5,874	\$	127,043	\$	25,307
500	Capital Outlay	\$	33,047	\$	-	\$	27,155	\$	5,892
600	Dues/Fees	\$	2,000	\$	1,521	\$	6,165	\$	(4,165)
700	Equipment	\$	226,455	\$	2,539	\$	234,437	\$	(7,982)
Grand Total		\$	4,823,381	\$	357,831	\$	3,987,410	\$	835,971

<u>Non-Member by Object</u>		<u>Budget</u>	<u>MTD</u>	<u>YTD</u>	<u>Remaining Budget</u>
100	Salaries	\$ 1,752,928	\$ 120,410	\$ 1,343,633	\$ 409,295
200	Benefits	\$ 331,461	\$ 22,332	\$ 232,769	\$ 98,692
300	Purchased Services	\$ 7,012	\$ -	\$ 5,195	\$ 1,817
400	Supplies	\$ 2,725	\$ 2,218	\$ 3,777	\$ (1,052)
500	Capital Outlay	\$ -	\$ -	\$ -	\$ -
600	Dues/Fees	\$ -	\$ -	\$ 444	\$ (444)
700	Equipment	\$ -	\$ -	\$ -	\$ -
Revenue returned to Members		\$ 2,310,000	\$ -	\$ 2,589,778	\$ (279,778)
Grand Total		\$ 4,404,126	\$ 144,960	\$ 4,175,597	\$ 228,529

**\$ 21,892,578**    **\$ 1,430,833**    **\$ 18,423,249**  
 84.15%



## May 2026 Statement of Revenue by Object

<u>Source of Revenue</u>	<u>Budget</u>	<u>MTD</u>	<u>YTD</u>	<u>Remaining Budget</u>
Evidence Based Funding	\$ 95,535	\$ 8,686	\$ 86,860	\$ 8,675
Medicaid Admin Outreach	\$ 72,105	\$ -	\$ 56,101	\$ 16,004
Medicaid Fee For Service	\$ 46,965	\$ -	\$ -	\$ 46,965
Member Services	\$ 16,643,257	\$ 3,491	\$ 15,284,928	\$ 1,358,329
Non-Member Services	\$ 2,713,834	\$ 307,939	\$ 2,908,349	\$ (194,516)
Non-Voting Member Services	\$ 881,045	\$ 95,026	\$ 845,099	\$ 35,946
SpEd Tuition - ELC West	\$ 3,051,630	\$ 307,096	\$ 2,830,921	\$ 220,709
SpEd Transportation State Aid	\$ 59,709	\$ -	\$ 33,175	\$ 26,534
Grand Total	\$ 23,564,080	\$ 722,238	\$ 22,045,434	\$ 1,518,646
			93.56%	



## May 2026 Treasurer's Report

<u>Fund</u>	<u>Beginning Cash Balance 5/1/26</u>	<u>Revenue Received May 2026</u>	<u>Less Disbursements May 2026</u>	<u>Est. Fund Balance</u>
10 Education	\$ 11,821,736	\$ 722,238	\$ 1,276,611	\$ 11,267,363
20 Operations & Maintenance	\$ (1,262,717)	\$ -	\$ 60,719	\$ (1,323,436)
40 Transportation	\$ (506,615)	\$ -	\$ 7,728	\$ (514,343)
50 IMRF/Social Security	\$ (1,964,591)	\$ -	\$ 85,775	\$ (2,050,366)
<b>Grand Total</b>	<b>\$ 8,087,813</b>	<b>\$ 722,238</b>	<b>\$ 1,430,833</b>	<b>\$ 7,379,218</b>
			Less: Outstanding Checks	\$ (287,198)
			<b>Cash Balance</b>	<b>\$ 7,092,020</b>
<b>Restricted Fund Balance</b>				
125 Adlai E. Stevenson High School - Terminal Reserve (Held with Old National)				\$ (12,099)
	12,099 - FY23 True Up Monies Balance			
<b>Unrestricted Fund Balance</b>				
Exceptional Learners Collaborative				<b>\$ 7,079,921</b>

**MINUTES OF THE SPECIAL MEETING OF THE EXCEPTIONAL LEARNERS  
COLLABORATIVE BOARD OF EDUCATION, LAKE COUNTY, ILLINOIS, HELD THURSDAY  
MAY 21, 2026, AT 8:00 A.M. IN THE EXCEPTIONAL LEARNERS COLLABORATIVE  
TRAINING ROOM, VERNON HILLS, ILLINOIS.**

**CALL TO ORDER AND ROLL CALL**

President Neault called the meeting to order at 8:00 A.M. On roll call, Ms. Neault, Mr. Burns, and Ms. Peterson answered. Also in attendance was Superintendent Dr. Clarke and Treasurer Carney.

Absent: None

**DISCUSSION TOPIC**

- a. BOARD OF EDUCATION INFORMATION

**ADJOURNMENT**

Ms. Peterson moved, seconded by Mr. Burns that the meeting be adjourned. By voice vote, the motion carried unanimously. (8:29 A.M.)

---

SECRETARY

---

PRESIDENT

**MINUTES OF THE REGULAR MEETING OF THE EXCEPTIONAL LEARNERS  
COLLABORATIVE BOARD OF EDUCATION, LAKE COUNTY, ILLINOIS, HELD THURSDAY  
MAY 21, 2026, AT 8:30 A.M. IN THE EXCEPTIONAL LEARNERS COLLABORATIVE  
TRAINING ROOM, VERNON HILLS, ILLINOIS.**

**CALL TO ORDER AND ROLL CALL**

President Neault called the meeting to order at 8:30 A.M. On roll call, Ms. Neault, Mr. Burns, and Ms. Peterson answered. Also in attendance were Superintendent Sheridan, Superintendent Dr. Clarke, Assistant Superintendent of Teaching, Learning, and Professional Growth Bhardwaj, Katie Reynolds, Deputy Superintendent at District 103, Superintendent Warren, Treasurer Carney, Director of Business and Operations CSBO Draegert, and Recording Secretary Cone.

Absent: Director of Human Resources and Talent Acquisition Hofmeier and Superintendent Twadell.

**APPROVAL OF ADDITIONAL ESY POSITIONS**

Ms. Peterson moved, seconded by Mr. Burns that the Board of Education approve the additional ESY positions, as presented in the Agenda Booklet of May 21, 2026. On roll call, Mr. Burns, Ms. Neault, and Ms. Peterson voted aye. The motion carried unanimously.

**APPROVAL OF ADDITIONAL 1.0 FTE SPEECH LANGUAGE PATHOLOGIST**

Mr. Burns moved, seconded by Ms. Peterson that the Board of Education approve the additional 1.0 FTE Speech Language Pathologist, as noted in the Agenda Booklet of May 21, 2026. On roll call, Ms. Peterson, Mr. Burns, and Ms. Neault voted aye. The motion carried unanimously.

**APPROVAL OF RE-EMPLOYMENT OF 2.0 FTE SOCIAL WORKERS**

Ms. Peterson moved, seconded by Mr. Burns that the Board of Education approve the hiring recommendation for re-employment of Lauren Nichols and Barrett Winston as Social Worker pursuant to 105 ILCS 5/10-23.5, as noted in the Agenda Booklet of May 21, 2026. On roll call, Ms. Neault, Mr. Burns, and Ms. Peterson voted aye. The motion carried unanimously.

**APPROVAL OF RE-EMPLOYMENT OF 1.0 FTE OCCUPATIONAL THERAPIST**

Ms. Peterson moved, seconded by Mr. Burns that the Board of Education approve the hiring recommendation for re-employment of Nikki Brown, as Occupational Therapist pursuant to 105 ILCS 5/10-23.5, as noted in the Agenda Booklet of May 21, 2026. On roll call, Mr. Burns, Ms. Neault, and Ms. Peterson voted aye. The motion carried unanimously.

**APPROVAL OF 2026-2027 CERTIFIED/LICENSED STAFF SALARIES**

Ms. Peterson moved, seconded by Mr. Burns that the Board of Education approve the 2026-2027 ELC Certified/Licensed Staff salaries, as presented. On roll call, Ms. Peterson, Mr. Burns, and Ms. Neault voted aye. The motion carried unanimously.

**APPROVAL OF 2026-2027 PARAPROFESSIONAL/OFFICE STAFF SALARIES**

Ms. Peterson moved, seconded by Mr. Burns that the Board of Education approve the 2026-2027 ELC Paraprofessional/Office Staff salaries, as presented. On roll call, Ms. Neault, Mr. Burns, and Ms. Peterson voted aye. The motion carried unanimously.

### **APPROVAL OF 2026-2027 ADMINISTRATIVE STAFF SALARIES**

Mr. Burns moved, seconded by Ms. Peterson that the Board of Education approve the 2026-2027 ELC administrative staff salaries, as presented. On roll call, Mr. Burns, Ms. Neault, and Ms. Peterson voted aye. The motion carried unanimously.

### **APPROVAL OF BOARD POLICY UPDATES**

Ms. Peterson moved, seconded by Mr. Burns that the Board of Education adopt the recommended Board Policy Updates, as presented. By voice vote, the motion carried unanimously.

### **APPROVAL OF BOARD POLICY UPDATES (FIRST READING)**

The Board of Education was presented with a first reading of Board Policy updates. The Board will take final action at its next regular meeting.

### **APPROVAL OF SPECIAL EDUCATION PROCEDURES MANUAL (ICSA MODEL)**

Ms. Peterson moved, seconded by Mr. Burns that the Board of Education approve the Special Education Procedures Manual, based on the Illinois Council of School Attorneys (ICSA) model, as presented. On roll call, Ms. Neault, Mr. Burns, and Ms. Peterson voted aye. The motion carried unanimously.

### **APPROVAL OF CENTRA HEALTHCARE CONTRACTS FOR ESY**

Ms. Peterson moved, seconded by Mr. Burns that the Board of Education approve the Centra Healthcare contract only for Christyn Brown for ESY, as presented. On roll call, Mr. Burns, Ms. Neault, and Ms. Peterson voted aye. The motion carried unanimously.

### **SUNBELT AGREEMENT FOR PERMANENT PLACEMENT OF A SIGN LANGUAGE INTERPRETER**

Mr. Burns moved, seconded by Ms. Peterson that the Board of Education approve the Sunbelt Agreement for Permanent Placement, Chloe Seghers, a sign language interpreter/paraprofessional, as presented. On roll call, Ms. Peterson, Mr. Burns, and Ms. Neault voted aye. The motion carried unanimously.

### **FOIA REQUESTS**

The Board of Education was presented with four requests under the Freedom of Information Act (FOIA) and the status of the District's response.

### **APPROVAL TO PLACE THE FY 2026-2027 BUDGET ON PUBLIC DISPLAY**

Mr. Burns moved, seconded by Ms. Peterson that the Board of Education approve placing the FY 2026-2027 Budget on public display on or before June 18, 2026, as presented. By voice vote, the motion carried unanimously.

### **CONSENT AGENDA ITEMS**

Ms. Peterson moved, seconded by Mr. Burns that the Board of Education approve the Consent Agenda Items, as noted in the Agenda Booklet of May 21, 2026. On roll call, Mr. Burns, Ms. Neault, and Ms. Peterson voted aye. The motion carried unanimously.

- 1) Approve the Special Meeting Minutes, Regular Meeting Minutes, and Finance Committee Minutes of April 16, 2026.

- 2) Accept the resignations of the following individuals as noted in the Agenda Booklet of May 21, 2026, for Cori Gilbert, BCBA; Michelle Baryla, Office Assistant; Jane Park, Social Worker; Alyssa Brunner, Occupational Therapist; Sarah Krause, Case Manager; Marla Altshul, Paraprofessional; Amanda Charleston, Occupational Therapist; Beth Dostal, Social Worker; and Christian Berduo, Paraprofessional, as presented.
- 3) Approve the appointments/transfers/reassignments of the following individuals as noted in the Agenda Booklet of May 21, 2026, for Shelby Sutton, BCBA; and Stephanie Kowal, Paraprofessional; as presented.
- 4) Approval of Bills.
- 5) Approval of Financial Statement.

**ADJOURNMENT**

Ms. Peterson moved, seconded by Mr. Burns that the meeting be adjourned. By voice vote, the motion carried unanimously. (9:34 A.M.)

---

SECRETARY

---

PRESIDENT